

#LSU

@LSUsoftball

@BethTorina

/LSUsoftball

@LSUsoftball

LSU

2018 SOFTBALL

#ONBOARD

SEC CHAMPIONS

1999 • 2000 • 2001 • 2002 • 2004

SEC TOURNAMENT CHAMPIONS

1999 • 2001 • 2002 • 2004 • 2007

WCWS APPEARANCES

2001 • 2004 • 2012

2015 • 2016 • 2017

## 2018 SCHEDULE/RESULTS

Date	Opponent	TV/Stream	Time (CT)/Result
<b>FEBRUARY (14-2)</b>			
8	Illinois-Chicago	SECN+	W, 3-0
9	UT Arlington!	SECN+	W, 9-2
9	Southern Miss!	SECN+	W, 4-0
10	Syracuse!	SECN+	Rain Out
11	UMass!	SECN+	W, 7-0
13	ULM	SECN+	W, 10-0 (5)
16	Central Arkansas@		W, 3-0
16	Louisiana Tech@		W, 2-1 (9)
17	Southern Utah@		W, 13-1 (5)
17	Oregon State@		W, 3-2
18	Oregon State@		W, 1-0
22	vs. San Jose State#		W, 4-0
22	at Pacific#		W, 9-0 (5)
23	vs. Nevada#		W, 5-2
24	vs. Fresno State\$		W, 10-2 (5)
24	vs. No. 3/4 UCLA\$		L, 9-1 (5)
25	vs. No. 5/2 Oregon\$		L, 4-0
<b>MARCH (15-4)</b>			
2	Illinois State%	SECN+	W, 1-0 (10)
2	No. 23/RV McNeese St.%	SECN+	W, 2-0
3	Purdue%	SECN+	W, 6-2
3	Florida Atlantic%	SECN+	W, 6-1
4	Florida Atlantic%	SECN+	W, 5-1
9	No. 10/10 Auburn*	SECN+	W, 3-2 (14)
10	No. 10/10 Auburn*	SECN	W, 3-2
11	No. 10/10 Auburn*	ESPN2	W, 1-0
13	Western Kentucky*	SECN+	W, 7-3
17	at No. 24/23 Kentucky*	SECN	L, 4-1
18	at No. 24/23 Kentucky*	ESPNU	L, 2-0
19	at No. 24/23 Kentucky*	SECN	Rain Out
22	BYU^	SECN+	W, 2-1 (12)
23	BYU^	SECN+	W, 8-0 (5)
24	Baylor^	SECN+	W, 5-3 (8)
24	North Dakota State^	SECN+	L, 1-0 (9)
27	Southern Miss	SECN+	W, 4-1
30	at Missouri*	SECN+	W, 2-1 (10)
30	at Missouri*	SECN+	W, 9-2
31	at Missouri*	SECN+	L, 5-4
<b>APRIL (1-0)</b>			
3	at McNeese State	CST	W, 9-1 (5)
6	Ole Miss*	SECN+	6 p.m.
7	Ole Miss*	SECN+	6 p.m.
8	Ole Miss*	SECN+	1 p.m.
13	at Tennessee*	ESPNU	5 p.m.
14	at Tennessee*	ESPN2	12 p.m.
15	at Tennessee*	SECN+	12:30 p.m.
17	Northwestern St.	SECN+	6 p.m.
20	Texas A&M*	SECN+	6 p.m.
21	Texas A&M*	SECN+	6:30 p.m.
22	Texas A&M*	SECN	4 p.m.
24	South Alabama	SECN+	6 p.m.
27	at Florida*	SECN	4:30 p.m.
28	at Florida*	ESPN2	11 a.m.
29	at Florida*	ESPN2	11 a.m.
<b>MAY (0-0)</b>			
4	Arkansas*	SECN	6:30 p.m.
5	Arkansas*	SECN+	6 p.m.
6	Arkansas*	ESPN2	3 p.m.
9-12	SEC Tournament	SECN	TBA

All times are central and subject to change. Home games are bolded and played at Tiger Park. ! - Tiger Classic [Baton Rouge, La.]; @ - Purple & Gold Challenge [Baton Rouge, La.]; # - Libby Matson [Stockton, Calif.]; \$ - Mary Nutter Collegiate Classic [Palm Springs, Calif.]; % - LSU Invitational [Baton Rouge, La.]; ^ - LSU Round Robin [Baton Rouge, La.]; \* - SEC Contest; SECN - SEC Network; SECN+ - SEC Network+; CST - Cox Sports



## NO. 14/14 LSU (30-6, 5-3) VS. OLE MISS (18-14, 3-9 SEC)

## BREAKDOWN

LSU

**2018 Record** 30-6, 5-3 SEC  
**Head Coach** Beth Torina  
**LSU Record/Years** 302-125 (7th Season)  
**Overall Record/Years** 431-236 (11th Season)

Ole Miss

Ole Miss

**2018 Record** 18-14, 3-9 SEC  
**Head Coach** Mike Smith  
**OM Record/Years** 132-81 (4th Year)  
 LSU leads all-time series 50-11

## ON DECK

## LSU plays host to Ole Miss Friday through Sunday

LSU goes into the weekend with a 30-6 overall record and a 5-3 record in the SEC for fourth place. The Tigers play host to Ole Miss Friday through Saturday on SEC Network+. Ole Miss comes to Baton Rouge with a 18-14 overall record and are 3-9 in the SEC. The Rebels are coming off a 5-1 win over Southern Miss on Wednesday. Last weekend, they fell to Auburn twice in the three game series. They came on top in game three, 3-2 in eight innings. The last time the two teams met, Ole Miss claimed a 5-1 win over the Tigers for the SEC Tournament Championship. Ole Miss all swept the Tigers last season in the three-game series. The Tigers did not play Ole Miss in 2016. The last time the Tigers won, was on April 4, 2015, which completed a three-game sweep of the Rebels.

## FAST FACTS

- With the 30-6 record in 2018, All-American pitchers Allie Walljasper and Carley Hoover now have combined for a total of 123 wins in their career here at LSU.
- Head coach Beth Torina is in her seventh season at the helm of LSU softball and has coached the Tigers to four Women's College World Series appearances, including three-straight, one of two teams (UCLA) in the nation to accomplish that feat.
- With the win in game one against Missouri, Coach Torina reached the 300-win milestone as the head coach of the Tigers.
- LSU returns 13 letterwinners who have competed in the Women's College World Series the last three years.
- The Tigers celebrate the 25th season of softball at LSU in 2018. The first season of competition began in 1979 and competed for three seasons before taking a 15-year hiatus. The program was brought back to compete for the 1997 season.
- After going 2-for-3 at McNeese on Tuesday, Amanda Doyle now leads the team in batting average. She passed Aliyah Andrews and is hitting .372 on the year. Against McNeese, she hit a three-run home run, one of four in the second inning to help the Tigers to a 9-1 five-inning run-rule of the Cowgirls.
- At McNeese, Carley Hoover picked up her 13th victory of the year, a 9-1 five-inning win. She allowed one run off one hit and struck out nine.
- The Tigers hit five home runs at McNeese which is tied for second-most home runs hit in a game. The record is seven and the Tigers have hit five home runs in a game on five different occasions now.
- In the fourth inning against McNeese, the Tigers hit four home runs, just the second time in program history the Tigers hit four home runs in an inning. Doyle starts off the slugfest with a three-run shot and Shemiah Sanchez, Michaela Schlattman and Amber Serrett all followed with solo dingers. The last time the Tigers had four home runs in an inning was against LA Tech on March 15, 2016.
- Shemiah Sanchez hit two of the five home runs, her first multi-home run game in her career. She also had a career-high four RBI.
- Carley Hoover picked up the win in Friday's 10-inning 2-1 victory over Missouri. She came out of the bullpen and threw four shutout innings for the Tigers. She struck out seven and walked two.
- Maribeth Gorsuch earned the win over Missouri in game two of the doubleheader on Friday. She remains perfect at 6-0 on the year. In her complete-game effort, she allowed two runs off five hits.
- Freshman Shelbi Sunseri led the Tigers last week, hitting .500 as the designated player. She hit her first home run and triple as a Tiger on Tuesday against Southern Miss. In the last four games, she has tallied three home runs, a triple and six RBI. In nine games played, she is hitting .368 on the year with seven hits, including a double, triple and three home runs.
- In the nation, the Tigers rank ninth in earned run average at 1.22. They also rank 12th in strikeout-to-walk ratio at 4.13.
- Allie Walljasper and Carley Hoover both rank 23rd in the country in shutouts. The two have five shutouts each. That also ranks fourth among the league.
- Carley Hoover's .723 career winning percentage in the circle is ranked eighth among current DI players. She has a career record of 68-26. She also ranks 11th in strikeouts with 694.
- Allie Walljasper is seventh among current DI players with a 1.58 career ERA. She also ranks 11th with 20 career shutouts.
- The Tigers earned their 400th SEC victory on March 11 against Auburn. The 400 SEC wins is ranked second in the conference.
- The Tigers put together two walk-off wins in the LSU Round Robin, one on Thursday against BYU in 12 innings and one on Saturday against No. 13 Baylor in eight innings. With a runner on third base and one out, Emily Griggs hit a ground ball through the right side to drive in Claire Weinberger and score the winning run for the Tigers. Against Baylor, Amanda Doyle hit a walk-off two-run home run to win the game for the Tigers, 5-3. With the two walk-off wins over the weekend, the Tigers now have seven on the year and Amanda Doyle has three of those. Walljasper, Griggs, Schulte and Serrett each have one.
- LSU is 23-1 when scoring first and 28-2 when giving up two runs or less.
- Emily Griggs has played in a total of 238 games in her career which is the most games played for active DI players. She is also third among active players in the nation with 700 career at-bats.

## 2018 Quick Facts

### SOFTBALL STAFF

Head Coach	Beth Torina
Alma Mater, Year	Florida, 2000
Record at LSU (Seasons)	302-125 (7)
Career Record (Seasons)	431-236 (11)
Assistant Coach	Howard Dobson
Alma Mater, Year	McNeese State, 1997
Year at LSU	7th Season
Assistant Coach	Lindsay Leftwich
Alma Mater, Year	Northwestern State, 2005
Year at LSU	7th Season
Volunteer Coach	Sahvanna Jaquish
Alma Mater, Year	LSU, 2017
Year at LSU	1st Season
Director of Operations	Quinlan Duhon
Alma Mater, Year	LSU, 2008
Year at LSU	9th Season

### TEAM INFORMATION

2017 Overall Record	48-22
2017 SEC Record (Finish)	12-12 (7th)
2017 SEC Tournament Finish	Finals
2017 Postseason	Women's College World Series
2017 Final Ranking (NFCA/USA Softball)	6/6
Letterwinners Returning/Lost	13/8
Starters Returning/Lost	6/3
Pitchers Returning/Lost	3/1
Newcomers	7

### PROGRAM HISTORY

All-Time Record	1090-375-1 (.744)
All-Time SEC Record	402-179-1 (.693)
SEC Western Division Titles	9
Seasons	1997-2002, 2004, 2007, 2013
SEC Regular Season Titles	5
Seasons	1999, 2000, 2001, 2002, 2004
All-Time SEC Tournament Record	43-21 (.672)
SEC Tournament Titles	5
Seasons	1999, 2001, 2002, 2004, 2007
NCAA Tournament Record	70-43 (.619)
NCAA Tournament Appearances	19
Seasons	1998-2004, 2006-2017
Women's College World Series Appearances	6
Seasons	2001, 2004, 2012, 2015, 2016, 2017

### UNIVERSITY

Location	Baton Rouge, La.
Founded	1860
Enrollment	31,527
Nickname	Tigers or Fighting Tigers
Colors	Purple (PMS 268) & Gold (PMS 123)
Mascot	Mike (Bengal tiger)
Conference	Southeastern
President & Chancellor	Dr. F. King Alexander
NCAA Faculty Representative	Dr. Bill Demastes

### ATHLETICS DEPARTMENT

Director of Athletics/Vice Chancellor	Joe Alleva
Deputy Director of Athletics	Verge Ausberry
Sr. Assoc. AD/Student Services & SWA	Miriam Segar
Sr. Assoc. AD/Business	Mark Ewing
Sr. Assoc. AD/External Affairs	Robert Munson
Sr. Assoc. AD/Compliance & Planning	Bo Bahnsen
Sr. Assoc. AD/Facility Management	Ronnie Haliburton

### COMMUNICATIONS

Associate AD/Communications	Michael Bonnette
Sr. Assoc. Comm. Director	Bill Franques
Sr. Assoc. Comm. Director	Kent Lowe
Associate Comm. Director	Judy Willson
Assistant Comm. Director	Brandon Berrio
Assistant Comm. Director	Chelsey Chamberlain
Chamberlain's Email Address	cchamberlain@lsu.edu
Chamberlain's Office Phone	(225) 578-8204
Chamberlain's Cell Phone	(225) 317-5450
Administrative Specialist	Pam LeBlanc

### SPORTS INFORMATION

LSU Assistant Communications Director Chelsey Chamberlain handles the media relations duties for the Tiger softball team. Chamberlain can be reached on her cell at (225) 317-5450 or at her office (225) 578-8204 or by e-mail at [cchamberlain@lsu.edu](mailto:cchamberlain@lsu.edu).

### PRACTICE TIMES/INTERVIEWS

LSU practices at Tiger Park and generally begins around 2 p.m. On Tuesday afternoon's head coach Beth Torina and players are available for interviews beginning at 1:30 p.m. prior to the team practice session.

Members of the media who wish to cover practice should contact SID Chelsey Chamberlain for changes to practice times.

Office and phone interviews may be arranged on special occasions. All interview requests must be made at least 24 hours in advance with Chamberlain.

### WWW.LSUSPORTS.NET

Information about the Tiger softball team, including player bios, game recaps and notes packets are available online at the Official Website of LSU Athletics, [www.LSUsports.net](http://www.LSUsports.net).

LSU softball games that are broadcast on the radio also can be heard on [LSUsports.net](http://LSUsports.net). Live statistics for all games will be carried on [LSUsports.net](http://LSUsports.net).

### TIGERS ON THE RADIO

LSU softball is in its 22nd season of radio coverage, as the LSU Sports Network will broadcast 30 regular season games which includes all of the team's 24 SEC contests in addition to all postseason games.

The games will be broadcast in the Baton Rouge area on Talk 107.3 FM. In addition, the games can be heard live on the internet at [LSUsports.net](http://LSUsports.net). Patrick Wright calls the play-by-play action.

# 2018 Roster

## NUMERICAL

No.	Name	Pos.	B-T	H-T	Cl.-Exp.	Hometown (Previous School)
00	Akiya Thymes	OF	L/R	5-1	So.-1L	Brusly, La. (Brusly HS)
1	Michaela Schlattman	INF/UTL	R/R	5-7	Jr.-TR	Plainfield, Ill. (Plainfield HS/Miami (Ohio))
4	Aliyah Andrews	OF	L/R	5-7	So.-1L	Oldsmar, Fla. (East Lake HS)
5	Kara Goff	UTL	L/R	5-6	Fr.-HS	Ruston, La. (Northridge HS)
6	Maribeth Gorsuch	P	R/R	5-10	So.-1L	Lewisville, Texas (Lewisville HS)
7	Becca Schulte	INF	R/R	6-0	Jr.-TR	Andover, Kansas (Andover HS/Butler CC)
8	Emily Griggs	OF	L/R	5-1	Sr.-3L	Wichita, Kan. (Maize HS)
9	Elyse Thornhill	UTL	L/R	5-9	Jr.-2L	Baton Rouge, La. (St. Joseph's Academy)
10	Sydney Bourg	UTL	L/R	5-6	Sr.-2L	Slidell, La. (Pope John Paul II Catholic HS)
12	River Glenn	OF	R/R	5-6	Fr.-HS	Seekonk, Mass. (La Salle Academy)
13	Sydney Loupe	C	R/R	5-2	Sr.-3L	Slidell, La. (Pope John Paul II Catholic HS)
15	Sydney Springfield	INF	R/R	5-11	So.-1L	Flower Mound, Texas (Flower Mound HS)
16	Taryn Antoine	OF	L/R	5-3	Fr.-HS	Alexandria, La. (Alexandria HS)
17	Amber Serrett	INF	R/R	5-6	Jr.-2L	Spring, Texas (Oak Ridge HS)
21	Carley Hoover	P	R/R	6-2	Sr.-3L	Clemson, S.C. (D. W. Daniel HS/Stanford)
22	Amanda Doyle	INF	R/R	5-8	So.-1L	Santa Clarita, Calif. (Canyon HS)
23	Shemiah Sanchez	INF	R/R	5-2	Jr.-2L	Newnan, Ga. (East Coweta HS)
24	Claire Weinberger	OF	L/R	5-5	So.-1L	Prairieville, La. (East Ascension HS)
25	Allie Walljasper	P	R/R	6-2	Sr.-3L	Manteca, Calif. (Sierra HS)
27	Shelbi Sunseri	P/UTL	R/R	5-10	Fr.-HS	Santa Fe, Texas (Santa Fe HS)
44	CC Caccamise	C/INF	R/R	5-7	Fr.-HS	San Diego, Calif. (Patrick Henry HS)

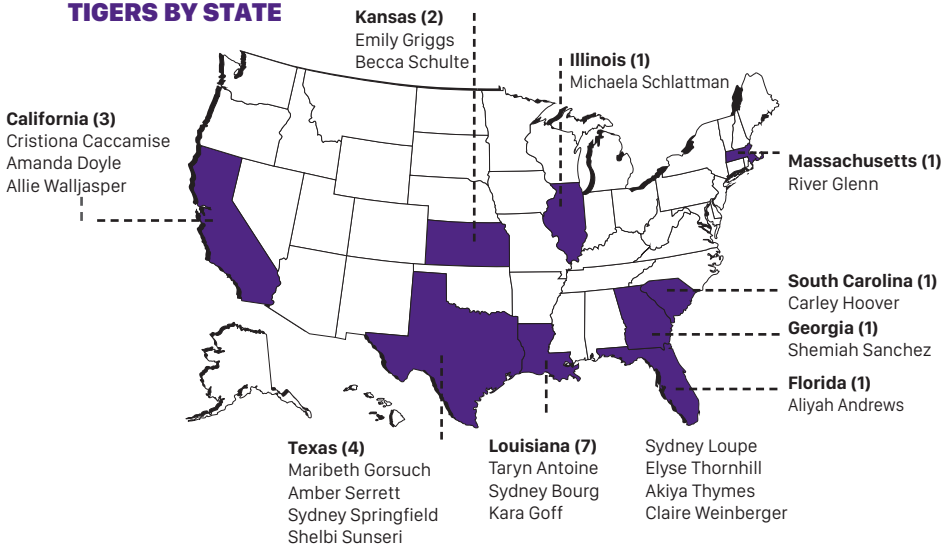
## ALPHABETICAL

No.	Name	Pos.	Ht.	B-T	Cl./Exp.	Hometown/Previous School
4	Aliyah Andrews	OF	L/R	5-7	So.-1L	Oldsmar, Fla. (East Lake HS)
16	Taryn Antoine	OF	L/R	5-3	Fr.-HS	Alexandria, La. (Alexandria HS)
10	Sydney Bourg	UTL	L/R	5-6	Sr.-2L	Slidell, La. (Pope John Paul II Catholic HS)
44	CC Caccamise	C/INF	R/R	5-7	Fr.-HS	San Diego, Calif. (Patrick Henry HS)
22	Amanda Doyle	INF	R/R	5-8	So.-1L	Santa Clarita, Calif. (Canyon HS)
12	River Glenn	OF	R/R	5-6	Fr.-HS	Seekonk, Mass. (La Salle Academy)
5	Kara Goff	UTL	L/R	5-6	Fr.-HS	Ruston, La. (Northridge HS)
6	Maribeth Gorsuch	P	R/R	5-10	So.-1L	Lewisville, Texas (Lewisville HS)
8	Emily Griggs	OF	L/R	5-1	Sr.-3L	Wichita, Kan. (Maize HS)
21	Carley Hoover	P	R/R	6-2	Sr.-3L	Clemson, S.C. (D. W. Daniel HS/Stanford)
13	Sydney Loupe	C	R/R	5-2	Sr.-3L	Slidell, La. (Pope John Paul II Catholic HS)
23	Shemiah Sanchez	INF	R/R	5-2	Jr.-2L	Newnan, Ga. (East Coweta HS)
1	Michaela Schlattman	INF/UTL	R/R	5-7	Jr.-TR	Plainfield, Ill. (Plainfield HS/Miami (Ohio))
7	Becca Schulte	INF	R/R	6-0	Jr.-TR	Andover, Kansas (Andover HS/Butler CC)
17	Amber Serrett	INF	R/R	5-6	Jr.-2L	Spring, Texas (Oak Ridge HS)
15	Sydney Springfield	INF	R/R	5-11	So.-1L	Flower Mound, Texas (Flower Mound HS)
27	Shelbi Sunseri	P/UTL	R/R	5-10	So.-1L	Santa Fe, Texas (Santa Fe HS)
9	Elyse Thornhill	UTL	L/R	5-9	Jr.-2L	Baton Rouge, La. (St. Joseph's Academy)
00	Akiya Thymes	OF	L/R	5-1	So.-1L	Brusly, La. (Brusly HS)
25	Allie Walljasper	P	R/R	6-2	Sr.-3L	Manteca, Calif. (Sierra HS)
24	Claire Weinberger	OF	L/R	5-5	So.-1L	Prairieville, La. (East Ascension HS)

## COACHING STAFF

Head Coach	Beth Torina (Florida, 2000)	Volunteer Coach	Sahvanna Jaquish (LSU, 2017)
Assistant Coach	Howard Dobson (McNeese State, 1997)	Director of Operations	Quinlan Duhon (LSU, 2008)
Assistant Coach	Lindsay Leftwich (Northwestern State, 2005)	Athletic Trainer	Pamela Workman (LSU, 2004)

## TIGERS BY STATE



## PRONUNCIATION GUIDE

### Players

ALIYAH Andrews	A-LEE-Uh
Taryn ANTOINE	an-TWON
Sydney BOURG	Berg
CC Caccamise	Cee-Cee Cah-cuh-mee-see
Sydney LOUPE	Loop
Becca SCHULTE	SHULL-tee
ELYSE Thornhill	E-Lease
AKIYA THYMES	A-Kai-uh Times

### Coaching Staff

Beth TORINA	tohr-REE-na
-------------	-------------



**Career Record:** 431-236  
**Record at LSU:** 302-125  
**Record at FIU:** 129-111

**Year** **Record**  
 2016 52-18  
 2017 48-22  
 2018 30-6

**Head Coach – LSU**

Year	Record
2012	40-25
2013	42-16
2014	38-24
2015	52-14

**Head Coach – FIU**

Year	Record
2011	31-27
2010	38-21
2009	31-29
2008	29-34

**YEARS**

**SCHOOL**

2012-Present	LSU Head Coach	Six NCAA Regionals, 2012, 2015, 2016, 2017 Women's College World Series
2008-11	Florida International University Head Coach	2010 NCAA Regionals
2003-07	University of Houston Assistant Coach	Two NCAA Regionals, 2007 Conference USA Champions
2000-02	Stetson University Assistant Coach	2001 Atlantic Sun Regular Season Champions
1997-2000	University of Florida pitcher	1998 SEC Championship Team

**NOTES**

**TORINA VS. OPPONENTS**

Opponent	LSU	FIU	Totals	Opponent	LSU	FIU	Totals	Opponent	LSU	FIU	Totals
Alabama	9-8	0-2	9-10	Jackson State	1-0	0-0	1-0	Providence	0-0	3-0	3-0
Alcorn State	1-0	0-0	1-0	James Madison	2-1	0-0	2-1	Quinnipiac	0-0	2-1	2-1
Arizona	4-3	0-0	4-3	Kansas	1-0	0-0	1-0	Radford	0-0	1-0	1-0
Arizona State	3-2	0-1	3-3	Kentucky	5-11	0-1	5-12	Robert Morris	0-0	1-0	1-0
Arkansas	11-1	1-1	12-2	Lamar	1-0	0-0	1-0	Rutgers	0-0	0-1	0-1
Auburn	9-8	0-1	9-9	Longwood	2-0	0-0	2-0	Samford	2-0	0-0	2-0
Ball State	1-0	0-1	1-1	Long Beach State	2-0	1-0	3-0	San Diego State	1-0	0-0	1-0
Baylor	1-0	0-2	1-2	Long Island	1-0	3-0	4-0	San Jose State	1-0	0-1	1-1
Bethune-Cookman	2-0	3-0	5-0	Louisiana-Lafayette	2-3	4-11	6-14	Stephen F. Austin	2-0	0-0	2-0
Bradley	0-0	0-1	0-1	Louisiana-Monroe	5-0	10-4	15-4	St. John's	0-0	0-1	0-1
Boston College	0-0	1-0	1-0	Louisiana Tech	6-0	0-0	6-0	St. Joseph's	0-0	0-1	0-1
Boston University	1-0	1-1	2-1	Louisville	1-1	0-1	1-2	South Alabama	6-2	6-7	12-9
BYU	3-0	0-0	3-0	Loyola Marymount	0-0	1-0	1-0	South Carolina	11-4	0-0	11-4
California	0-2	0-0	0-2	Massachusetts	1-0	0-2	1-2	South Florida	1-0	0-0	1-0
Cal State Fullerton	2-0	0-1	2-1	McNeese State	11-1	0-0	11-1	Southeast Missouri	1-0	0-0	1-0
Cal State Northridge	1-0	0-0	1-0	Memphis	3-0	1-0	4-0	Southeastern Louisiana	5-0	0-0	5-0
Central Arkansas	5-0	0-0	5-0	Michigan	1-3	0-0	1-3	Southern Illinois	0-0	1-0	1-0
Central Connecticut State	2-0	0-0	2-0	Michigan State	0-0	2-1	2-1	SIUE	1-0	0-0	1-0
Columbia	0-0	1-0	1-0	Middle Tennessee	0-0	12-2	12-2	Southern Miss	4-0	0-0	4-0
Connecticut	1-0	2-0	3-0	Minnesota	0-2	0-0	0-2	Southern Utah	1-0	0-0	1-0
Creighton	0-0	0-1	0-1	Mississippi State	12-4	0-0	12-4	Stanford	1-0	0-0	1-0
DePaul	0-1	0-1	0-2	Mississippi Valley State	2-0	0-0	2-0	Stetson	0-0	4-1	4-1
Drake	0-0	0-1	0-1	Missouri	10-7	0-3	10-10	Syracuse	1-0	1-0	2-0
East Tennessee State	0-0	0-1	0-1	Murray State	1-0	0-0	1-0	Temple	0-0	1-0	1-0
Eastern Illinois	1-0	2-0	3-0	Nebraska	2-0	0-0	2-0	Tennessee	7-8	0-0	7-8
Eastern Michigan	0-0	1-0	1-0	Nevada	1-0	0-1	1-1	Tennessee State	1-0	0-0	1-0
Fairfield	1-0	0-0	1-0	New Mexico	0-0	0-2	0-2	Tennessee Tech	2-0	2-0	2-0
Florida	4-10	1-4	5-14	New Mexico State	1-0	0-0	1-0	Texas	0-1	0-0	0-1
Florida Atlantic	5-0	7-5	12-5	Nicholls	8-0	0-0	8-0	Texas-Arlington	1-0	1-1	2-1
Florida Gulf Coast	0-0	7-3	7-3	Northwestern	2-0	0-0	2-0	Texas A&M-CC	0-0	1-0	1-0
Florida State	3-2	0-2	3-4	Northwestern State	5-0	0-0	5-0	Texas A&M	8-4	0-0	8-4
Fordham	0-0	0-2	0-2	North Carolina	1-1	0-2	1-3	Texas State	1-0	0-0	1-0
Fresno State	1-0	0-0	1-0	North Carolina State	2-0	1-0	3-0	Texas Southern	1-0	0-0	1-0
George Washington	2-0	3-0	5-0	North Dakota State	1-1	0-0	1-1	Texas Tech	2-0	0-0	2-0
Georgetown	0-0	1-0	1-0	North Florida	1-0	4-0	5-0	Troy	3-0	6-7	9-7
Georgia	9-7	0-1	9-8	North Texas	0-0	8-6	8-6	Tulsa	1-1	0-0	1-1
Georgia Southern	4-0	0-0	4-0	Notre Dame	2-0	0-0	2-0	UCF	1-0	2-2	3-2
Georgia Tech	1-0	2-0	3-0	Ohio State	2-0	1-2	3-2	UCLA	2-3	0-1	2-4
Hampton	1-0	0-0	1-0	Oklahoma	2-5	0-0	2-5	UC Santa Barbara	1-0	0-0	1-0
Harvard	0-1	1-2	1-3	Oklahoma State	4-1	0-0	4-1	UNLV	1-0	0-0	1-0
Hofstra	3-1	0-0	3-1	Ole Miss	9-5	0-0	9-5	Utah	0-1	0-0	0-1
Illinois	1-0	0-3	1-3	Omaha	1-0	0-0	1-0	Utah State	1-0	0-0	1-0
Illinois-Chicago	1-0	1-0	2-0	Oregon	0-4	0-0	0-4	Virginia	2-0	0-0	2-0
Illinois State	4-0	1-1	5-1	Oregon State	2-0	1-1	3-1	Virginia Tech	0-0	0-1	0-1
Indiana	0-0	2-0	2-0	Pacific	2-1	0-0	2-1	Washington	3-1	0-0	3-1
Iowa	0-0	0-1	0-1	Pittsburgh	0-0	0-3	0-3	Western Kentucky	1-0	7-5	8-5
Iowa State	1-0	0-0	1-0	Penn State	4-3	2-1	6-4	Western Michigan	0-0	1-0	1-0
Jacksonville	0-0	1-0	1-0	Purdue	2-0	0-0	2-0	Wichita State	1-0	0-0	1-0

## LSU's Record When....

WIN-LOSS SUMMARY	2018	OVERALL
<b>Overall</b>	30-6	1,090-375-1
<b>Non-Conference</b>	25-3	639-165
<b>SEC</b>	5-3	402-178-1
<b>SEC Tournament</b>	0-0	43-21
<b>NCAA Tournament</b>	0-0	71-43
<b>Home</b>	23-1	620-114-1
<b>Away</b>	4-3	263-146
<b>Neutral</b>	3-2	181-86
<b>vs. Top 10</b>	3-2	91-135
<b>vs. Top 25</b>	5-4	227-239-1
<b>Louisiana Teams</b>	4-0	177-14
<b>Day Games</b>	10-5	751-266-1
<b>Night Games</b>	20-1	279-82
<b>February</b>	14-2	288-66
<b>March</b>	15-4	321-95
<b>April</b>	1-0	287-88-1
<b>May</b>	0-0	149-92
<b>Sunday</b>	4-2	207-90-1
<b>Monday</b>	0-0	8-3
<b>Tuesday</b>	4-0	75-8
<b>Wednesday</b>	0-0	127-20
<b>Thursday</b>	4-0	57-9
<b>Friday</b>	11-0	215-83
<b>Saturday</b>	7-4	357-134
<b>RHP Starter</b>	30-6	950-49-1
<b>LHP Starter</b>	0-0	95-41
<b>Shutouts</b>	12-3	447-122
<b>Run-rule Games</b>	5-1	257-26
<b>Extra-inning Games</b>	6-1	78-42
<b>One-run Games</b>	9-2	227-120
<b>Two-run Games</b>	2-1	123-61
<b>Five-run + Games</b>	10-1	664-155
<b>Scored 0-2 Runs</b>	7-5	157-262
<b>Scored 3-5 Runs</b>	11-1	366-76-1
<b>Scored 6-9 Runs</b>	9-0	361-8
<b>Scored 10 + Runs</b>	3-0	163-1
<b>Opp. Scored 0-2 Runs</b>	28-2	863-83
<b>Opp. Scored 3-5 Runs</b>	2-3	158-137-1
<b>Opp. Scored 6-9 Runs</b>	0-1	21-105
<b>Opp. Scored 10 + Runs</b>	0-0	3-22
<b>Scored in 1st Inning</b>	10-0	480-40-1
<b>Opp. Scored in 1st Inning</b>	3-2	146-121
<b>Scored First</b>	23-1	847-89-1
<b>Opp. Scored First</b>	7-5	200-259
<b>Leading after 6 Innings</b>	17-1	667-23
<b>Trailing after 6 Innings</b>	1-3	34-251-1
<b>Tied after 6 Innings</b>	6-1	83-42
<b>Made 0 Errors</b>	13-2	491-87
<b>Made 1 + Errors</b>	17-4	565-260-1
<b>Opp. Made 0 Errors</b>	9-3	298-170
<b>Opp. Made 1 + Errors</b>	21-3	774-170-1
<b>Out-hit Opp.</b>	27-2	828-86-1
<b>Out-hit by Opp.</b>	2-4	98-230
<b>Hits are Tied</b>	1-0	71-32

## NEWS AND NOTES

### Dobson Returns to USA Women's National Team's Staff

Assistant coach Howard Dobson returns as an assistant for the USA Women's National Team and will help with the WBSC World Championship roster at the USA International Cup this summer.

Dobson has been heavily involved with USA Softball over the last six summers. He served as an assistant coach on the USA Softball Elite Team in 2012 and the USA Softball Women's National Team in 2013. He traveled with Team USA to the World Cup of Softball and the Canadian Open and returned as an assistant coach for the senior national team in the summer of 2014. The National Team was a Silver Medalist in the World Championships in Holland.

Dobson returned to the National Team again two years later and helped the team to silver at the Pan American Games and the defending World Champions at the World Championships in Surrey, BC in 2016.

### All-Americans in the Circle

The Tigers return two All-American pitchers in the circle for the 2018 season in Carley Hoover and Allie Walljasper. The two were named to the USA Softball Top 50 Player of the Year "Watch List" on January 31. The two have combined for a total of 123 wins in their career as a Tiger. Below are the two pitcher's career stats.

### LSU All-American Pitching Career Stats

Carley Hoover	623.2 innings	1.66 ERA, 694 SO, 18 shutouts, 68-26 record
Allie Walljasper	527.2 innings	1.58 ERA, 376 SO, 20 shutouts, 55-20 record
<b>TEAM TOTALS</b>	<b>1150.1 innings</b>	<b>1.62 ERA, 1070 SO, 38 shutouts, 123-46 record</b>

### A Look at the 2018 Schedule

The Tigers will play a 56-game regular season schedule, a spring slate that features 37 home contests. The Tigers will play host to 11 teams that were in last year's NCAA tournament field and will face a total of 22 opponents that appeared in the NCAA tournament for a total of 38 games.

Under head coach Beth Torina, the Tigers have played a Top 10 strength of schedule every year. In 2014, the Tigers had the nation's toughest schedule and in 2017 and 2015, they have the second-toughest schedule.

LSU hosts four non-conference tournaments in the months of February and March. The Tigers will play each of their first 11 games at home and 21 of their first 27 in Tiger Park.

The 24-game SEC slate begins March 9 with a three-game series against Auburn. Last season, the SEC sent a record of all 13 teams to the NCAA Tournament. The eight weekends of conference play will close in May with the SEC Tournament following May 9-12.

### LSU Picked Fourth in Preseason SEC Poll

The 2018 SEC Softball Preseason Coaches' Poll was released on January 17 and the Tigers predicted LSU to finish fourth in the league.

Florida, the three-time defending SEC regular-season champion, has been selected as the preseason favorite for the 2018 season. Florida received 11 first-place votes, with one going to Tennessee, who was picked to finish second. Texas A&M was picked to finish third and Alabama, who received a first-place vote, is predicted to finish behind the Tigers to round out the Top 5.

Walljasper threw 13 balls in the first inning but regained her control as she only had 20 for the rest of the game. The California native matched Ashley Lewis in 2001 as the only pitchers in LSU NCAA history to allow one hit in a game. Walljasper limited the potent FSU lineup to its fewest hits all season.

### 2018 SEC Softball Preseason Coaches' Poll

(First-Place Votes in Parentheses)

Place, School, Points

1. Florida (11), 143
2. Tennessee (1), 119
3. Texas A&M, 114
4. LSU, 109
5. Alabama (1), 107
6. Auburn, 85
7. Ole Miss, 81
8. Kentucky, 76
9. Georgia, 49
10. Arkansas, 39
11. Missouri, 34
12. South Carolina, 30
13. Mississippi State, 28

### Four Trips in Six Years Under Torina

The LSU softball program has now advanced to the Women's College World Series four times under Torina and three-straight years. LSU and UCLA are the only programs that advanced to Oklahoma for three-straight years. In the six years since Torina has taken over as head coach, LSU is one of only five teams to advance to OKC at least four times.

## NEWS AND NOTES

### Jaquish, Hoover Named to USA National Teams

USA Softball released its rosters in early January for the 2018 Women's National Teams and All-Americans Savannah Jaquish and Carley Hoover earned spots on the 2018 Team USA rosters.

Jaquish was named to the World Championship roster, which is slated to compete at the World Cup of Softball and the 2018 Baseball Softball Confederation (WBSC) Women's World Championship, August 2-12 in Chiba, Japan. Jaquish previously played on the Puerto Rico National Softball Team in 2014.

Hoover will represent the United States at the Japan All-Star series and compete as a second National Team at the World Cup of Softball. Hoover previously competed on the 2016 Women's Elite Team and participated in the World Cup of the Softball.

### Softball Inks Eight During Signing Period

LSU head softball coach Beth Torina and the Tigers announced the signings of eight to Nation Letters of Intent back on November 8. The class will be freshman in the fall of 2018.

The Tigers signed Georgia Clark (Houston, Texas), Morgan Cummins (Sarasota, Fla.), Karrington Houshmandzadeh (Cerritos, Calif.), Ali Kilponen (Highlands Ranch, Colo.), Jordyn Perkins (Metairie, La.), Savannah Stewart (Marietta, Ga.), Taylor Tidwell (Gonzales, La.) and Shelby Wickersham (Metairie, La.). For more information on signing day, visit [LSUSports.net](http://LSUSports.net).

### LSU to be Televised Nationally 13 Times in 2018

The 2018 SEC television and streaming schedule was announced on January 30 and LSU will be featured nationally 13 times, the most in program history for regular season, with 26 home games scheduled to be streamed online through SEC Network+.

Games will be featured throughout the season on the ESPN family of networks, with more than 50 games scheduled for the SEC Network alone.

### Softball Announces Plans for Performance Center

The LSU athletic department, the Tiger Athletic Foundation and the LSU softball program is excited to announce the plans of a brand new indoor facility at Tiger Park. The LSU Softball Performance Center will be one of the top indoor facilities among college softball and the biggest indoor facility among the SEC with space of 14,500 square feet.

There will be a space specifically dedicated to a 1,279 square foot softball weight room to go along with 770 square feet on the second floor specifically for cardio equipment.

The LSU Softball Performance Center will have a full sized infield with custom, motorized netting surrounding the entire surface. This will allow the team to participate in full infield, hitting, slapping or pitching drills regardless of weather conditions outside.

Each hitting lane will have wired electricity which will provide the staff and student-athletes the capability to set up multiple batting machines throughout the facility. The facility will also be wired for a custom multi-camera system that will provide the student-athletes and staff with a chance to immediately review film during practice.

The building will also be equipped with 517 square feet of storage space and a 240 square foot locker room area. Lighting will be energy efficient with impact-resistant LED fixtures. A custom turf, that will mirror real grass in terms of playability and performance, will be installed with LSU branding through the entire indoor. Graphics will be placed throughout the interior of the facility that will honor the history of LSU softball.

A date for breaking ground and naming rights will be announced at a later date.



## RECORD HUNTING

### Individual Career Records

#### Saves

12	Britni Sneed	(1999-2002)
8	Rachele Fico	(2010-2013)
<b>8</b>	<b>Carley Hoover</b>	<b>(2015-Present)</b>

#### Innings Pitched

976.1	Britni Sneed	(1999-2002)
782.0	Kristin Schmidt	(2002-2004)
778.1	Emily Turner	(2004-2007)
774.0	Rachele Fico	(2010-2013)
<b>623.2</b>	<b>Carley Hoover</b>	<b>(2015-present)</b>

#### Strikeouts

1,370	Britni Sneed	1999-2002
907	Kristin Schmidt	2002-2004
797	Rachele Fico	2010-2013
778	Emily Turner	2004-2007
<b>694</b>	<b>Carley Hoover</b>	<b>(2015-present)</b>

## TIGERS IN THE POLLS

### USA Today/NFCA Coaches Poll (4/3/18)

RK	TEAM (1ST VOTES)	PTS	Record	Previous
1	Washington (29)	796	35-2	1
2	Oklahoma (2)	764	31-2	2
3	UCLA	739	31-2	3
4	Florida	691	32-4	4
5	Oregon	655	27-6	5
6	Georgia	645	31-4	6
7	Arizona State	612	31-4	8
8	Tennessee	557	31-5	7
9	Arizona	521	27-6	11
10	Texas A&M	488	32-8	12
11	Auburn	476	33-7	10
12	South Carolina	452	30-6	9
13	Florida State	415	29-6	14
14	LSU	397	29-6	13
15	Alabama	329	24-9	16
16	Baylor	310	20-9	15
17	Michigan	290	28-7	17
18	Long Beach State	269	29-7	18
19	Louisiana	204	23-7	21
20	Arkansas	179	28-6	23
21	Kentucky	162	20-11	19
22	Mississippi State	98	28-9	20
23	Ohio State	80	21-8	24
24	California	72	24-11	22
25	Texas State	54	25-8	RV

**Receiving Votes:** Hofstra (28), Oklahoma State (24), Kennesaw State (17), Wichita State (13), Nebraska (13), Ole Miss (13), James Madison (12), Oregon State (11), Northwestern (7), FGCU (2), UNCG (2), San Jose State (1).

### ESPN.com/USA Softball Poll (4/3/18)

RK	TEAM (1ST VOTES)	PTS	'18 Record	Previous
1	Washington (16)	496	35-2	1
2	Oklahoma (2)	472	31-2	3
3	UCLA (1)	460	31-2	4
4	Oregon (1)	438	27-6	2
5	Georgia	405	31-4	6
6	Florida	398	32-4	5
7	Arizona State	396	31-4	7
8	Arizona	351	27-6	9
9	Florida State	321	29-6	11
10	Texas A&M	307	32-8	12
11	South Carolina	300	30-6	8
12	Tennessee	285	31-5	10
13	Auburn	264	33-7	13
14	LSU	251	29-6	14
15	Alabama	218	24-9	16
16	Michigan	191	28-7	17
17	Baylor	172	20-9	15
18	Louisiana	143	23-7	20
19	Long Beach State	138	29-7	22
20	Kentucky	109	20-11	19
21	Arkansas	81	28-6	RV
22	Mississippi State	77	28-9	18
23	California	45	24-11	21
24	Ohio State	44	21-8	24
25	Oregon State	37	20-15	25

**Receiving votes:** Oklahoma State (33), Texas State (24), Hofstra (8), Northwestern (8), South Florida (6), Memphis (5), Nebraska (5), Wichita State (5), Louisville (4), Minnesota (2), Ole Miss (2), James Madison (1), San Jose State (1)

## LAST TIME A TIGER....

<b>Scored three runs in a game:</b>	Emily Griggs, vs. Fresno State, 02/24/18
<b>Scored four runs in a game:</b>	Bianka Bell, Kellsy Kloss, Bailey Landry, Amber Serrett, Jenna Kreamer, at Louisiana Tech, 03/15/16
<b>Had four hits in a game:</b>	Aliyah Andrews, vs. Auburn, 03/09/18
<b>Had five hits in a game:</b>	Sahvanna Jaquish, at South Carolina, 04/19/14
<b>Had five RBIs in a game:</b>	Amanda Doyle, vs. Fresno State, 02/24/18
<b>Had six RBIs in a game:</b>	Sydney Springfield, at Kansas, 03/17/17
<b>Had seven RBIs in a game:</b>	Stephanie Hill, Nicholls State, 04/01/04
<b>Had nine RBIs in a game:</b>	Bianka Bell, at Louisiana Tech, 03/15/16
<b>Had two doubles in a game:</b>	Sahvanna Jaquish, vs. McNeese State, 05/21/17
<b>Had three doubles in a game:</b>	Allison Falcon, vs. Louisville, 05/16/14
<b>Had two triples in a game:</b>	Constance Quinn, vs. Bethune-Cookman, 02/23/17
<b>Had two home runs in a game:</b>	Shemiah Sanchez, at McNeese State, 04/03/16
<b>Had three home runs in a game:</b>	Bianka Bell, Kellsy Kloss, at Louisiana Tech, 03/15/16
<b>Hit a grand slam:</b>	Sydney Springfield, FAU, 03/04/18
<b>Lead off game with home run:</b>	Kirsten Shortridge, at Hawai'i, 02/07/09
<b>Lead off inning with home run:</b>	Shemiah Sanchez, No. 13 Baylor, 03/24/18
<b>Hit an inside-the-park home run:</b>	Kailey McCasland, Central Arkansas, 02/13/15
<b>Hit a walk-off home run to win regulation game:</b>	Amber Serrett, No. 23 McNeese St., 03/02/18
<b>Hit a walk-off home run to win an extra inning game:</b>	Amanda Doyle, No. 13 Baylor, 03/24/18
<b>Had eight total bases in a game:</b>	Bianka Bell, vs. No. 16 Georgia, 06/05/15
<b>Had nine total bases in a game:</b>	Shemiah Sanchez, at McNeese, 04/03/18
<b>Had 10 total bases in a game:</b>	Kellsy Kloss, at No. 14 Tennessee, 04/12/15
<b>Had 13 total bases in a game:</b>	Bianka Bell, at Louisiana Tech, 03/15/16
<b>Had 14 total bases in a game:</b>	Kellsy Kloss, at Louisiana Tech, 03/15/16
<b>Drew three walks in a game:</b>	Shemiah Sanchez, BYU, 03/22/18
<b>Drew four walks in a game:</b>	Sahvanna Jaquish, Missouri, 04/29/17
<b>Drew two intentional walks in a game:</b>	Amanda Doyle, Auburn, 03/11/18
<b>Drew three intentional walks in a game:</b>	Stephanie Hill, at Ole Miss [Gm 1], 04/17/04
<b>Hit by pitch twice in a game:</b>	Bianka Bell, Bailey Landry, at Louisiana Tech, 03/15/16
<b>Struck out three times in a game:</b>	Amber Serrett, North Dakota St., 03/24/18
<b>Struck out four times in a game:</b>	Allie Walljasper, at No. 12 Alabama, 04/07/17
<b>Struck out five times in a game:</b>	Ashley Lewis, Southern Miss, 05/20/00
<b>Had two sacrifice hits in a game:</b>	Emily Griggs, Auburn, 03/10/18
<b>Had three sacrifice hits in a game:</b>	Tara Asbill, at Alabama [Gm 1], 05/05/00
<b>Had two sacrifice flies in a game:</b>	Sahvanna Jaquish, vs. No. 13 Arizona, 02/20/15
<b>Had two stolen bases in a game:</b>	Aliyah Andrews, Southern Utah, 02/17/18
<b>Had three stolen bases in a game:</b>	Emily Griggs, Tennessee State, 02/07/15
<b>Had four stolen bases in a game:</b>	Aliyah Andrews, Oregon State, 02/17/18
<b>Seven-inning complete-game shutout:</b>	Carley Hoover, Auburn, 03/11/18
<b>Extra-inning complete-game shutout:</b>	Maribeth Gorsuch, Illinois St. [10 IP], 03/02/18
<b>Tossed a perfect game:</b>	Sydney Smith vs. Tennessee Tech [5 IP], 03/04/16
<b>Tossed a no-hitter:</b>	Carley Hoover, Louisiana Tech, 02/15/17
<b>Seven-inning no-hitter:</b>	Carley Hoover, Louisiana Tech, 02/15/17
<b>Seven-inning complete-game one-hitter:</b>	Allie Walljasper, vs. Florida State, 5/27/17
<b>Recorded 13 strikeouts in a game:</b>	Carley Hoover, No.1 Florida, 03/25/16
<b>Recorded 14 strikeouts in a game:</b>	Rachele Fico, Tulsa, 02/09/13
<b>Recorded 15 strikeouts in a game:</b>	Carley Hoover, Texas Tech, 02/28/15
<b>Recorded 16 strikeouts in a game:</b>	Dani Hofer, vs. South Florida, 03/16/08
<b>Recorded 17 strikeouts in a game:</b>	Brittany Mack, at No. 10 Missouri [Gm 1], 05/27/11
<b>Recorded 18 strikeouts in a game:</b>	Rachele Fico, vs. Syracuse, 05/20/11
<b>Recorded 18 strikeouts in a game:</b>	Britni Sneed, vs. Oklahoma, 05/26/01
<b>Recorded 22 strikeouts in a game:</b>	Rachele Fico, at Mississippi State, 03/08/13
<b>Pitched 10+ innings:</b>	Maribeth Gorsuch, Illinois St. [10 IP], 03/02/18
<b>Pitched 11+ innings:</b>	Ashley Czechner, vs. Harvard, 02/28/14
<b>Pitched 13+ innings:</b>	Rachele Fico, at Mississippi State [14 IP], 03/08/13
<b>Had 18 putouts:</b>	Morgan Russell, vs. Syracuse, 05/20/11
<b>Had 19 putouts:</b>	Jennifer Schuelke, vs. Oklahoma, 05/26/01
<b>Had 23 putouts:</b>	Lauren Houston, at Mississippi State, 03/08/13
<b>Had six assists:</b>	Carley Hoover, Louisiana Tech, 02/16/18
<b>Had seven assists:</b>	Shemiah Sanchez, South Alabama, 04/25/17
<b>Had eight assists:</b>	Bianka Bell, at Arkansas, 04/29/16
<b>Had two errors:</b>	Shemiah Sanchez, North Dakota St., 03/24/18
<b>Had three errors:</b>	Amber Serrett, Missouri, 04/29/17
<b>Had four errors:</b>	Andrea Smith, vs. Arizona, 05/26/06

## Inning-by-Inning

SCORE BY INNINGS	1	2	3	4	5	6	7	8	9	10+	TOTALS
LSU	20	25	35	32	25	9	8	2	1	5	162
Opponents	8	9	9	6	6	7	8	0	1	1	55

## HONORS & AWARDS

### Aliyah Andrews

- SEC Player of the Week (03/13/18)

### Carley Hoover

- 2018 USA Softball Player of the Year Top 50 Watch List
- NFCA Co-Pitcher of the Week (03/13/18)

### Allie Walljasper

- 2018 USA Softball Player of the Year Top 50 Watch List

# 2018 Overall Stats

Record: 30-6 Home: 23-1 Away: 4-3 Neutral: 3-2 SEC: 5-3

Player	avg	gp-gs	ab	r	h	2b	3b	hr	rbi	tb	sig%	bb	hp	so	gdp	ob%	sf	sh	sb-att	po	a	e	fld%	
22 Amanda Doyle	.372	36-36	113	17	42	10	0	5	36	67	.593	13	0	17	1	.426	3	0	0-1	251	16	2	.993	
4 Aliyah Andrews	.364	36-36	121	28	44	1	1	0	7	47	.388	9	1	10	0	.412	0	4	31-32	41	0	2	.953	
8 Emily Griggs	.310	36-36	116	21	36	4	2	1	15	47	.405	15	0	11	0	.389	0	6	3-4	29	1	0	1.000	
17 Amber Serrett	.255	36-36	102	22	26	1	0	5	26	42	.412	15	1	26	0	.350	2	3	1-1	40	72	8	.933	
23 Shemiah Sanchez	.253	36-35	95	15	24	5	0	4	18	41	.432	20	0	17	0	.376	2	0	1-1	31	61	6	.939	
1 Michaela Schlattman	.237	28-26	76	11	18	1	0	2	6	25	.329	6	2	11	3	.310	0	0	1-1	154	9	1	.994	
7 Becca Schulte	.196	36-36	92	15	18	5	0	1	9	26	.283	19	1	13	1	.333	2	1	6-7	75	60	5	.964	
-----																								
27 Shelbi Sunseri	.364	10-9	22	5	8	1	1	3	6	20	.909	3	0	6	0	.440	0	1	0-0	0	2	0	1.000	
16 Taryn Antoine	.313	26-20	48	6	15	3	0	0	3	18	.375	7	0	6	0	.393	1	0	3-4	9	0	0	1.000	
24 Claire Weinberger	.313	18-14	32	9	10	2	0	0	2	12	.375	6	0	6	1	.421	0	0	0-0	11	0	0	1.000	
15 Sydney Springfield	.232	24-24	56	6	13	2	0	2	9	21	.375	13	0	13	2	.377	0	0	0-0	49	0	0	1.000	
9 Elyse Thornhill	.211	12-3	19	1	4	0	0	0	0	4	.211	2	1	3	0	.318	0	0	0-0	1	0	0	1.000	
25 Allie Walljasper	.167	15-12	36	1	6	0	0	1	2	9	.250	3	0	6	1	.231	0	1	0-0	3	40	2	.956	
44 CC Caccamise	.143	14-6	7	1	1	0	0	0	0	1	.143	0	0	2	0	.143	0	0	0-0	56	2	2	.967	
5 Kara Goff	.125	9-1	8	2	1	1	0	0	4	2	.250	3	0	3	0	.364	0	0	0-0	0	0	0	.000	
0 Akiya Thymes	.083	18-2	12	2	1	0	0	0	0	1	.083	2	0	2	0	.214	0	0	4-5	2	0	0	1.000	
13 Sydney Loupe	.000	5-3	1	0	0	0	0	0	0	0	.000	0	0	0	0	.000	0	0	0-0	17	0	0	1.000	
6 Maribeth Gorsuch	.000	2-2	1	0	0	0	0	0	0	0	.000	0	0	1	0	.000	0	0	0-0	1	6	0	1.000	
Totals	.279	36	957	162	267	36	4	24	143	383	.400	136	6	153	9	.369	10	16	50-56	773	291	29	.973	
Opponents	.171	36	919	55	157	18	3	9	51	208	.226	61	16	252	3	.234	3	18	34-38	721	287	39	.963	

LOB - Team (246), Opp (194). DPs turned - Team (8), Opp (17). CI - Team (1), Caccamise 1. IBB - Team (2), Doyle 2.

## (All games Sorted by Earned run avg)

Player	era	w-l	app	gs	cg	sho	sv	ip	h	r	er	bb	so	2b	3b	hr	b/avg	wp	hp	bk	sfa	sha
25 Allie Walljasper	0.89	10-3	16	13	9	5/0	0	94.1	58	15	12	15	85	6	2	3	.168	4	3	0	1	5
21 Carley Hoover	1.04	13-3	16	13	13	5/0	0	101.1	54	21	15	29	126	5	0	5	.156	7	9	0	1	9
6 Maribeth Gorsuch	2.07	6-0	10	9	5	1/1	0	54.0	39	17	16	12	40	7	1	1	.198	1	4	0	1	3
-----																						
27 Shelbi Sunseri	1.75	1-0	2	1	1	0/1	0	8.0	6	2	2	5	1	0	0	0	.200	0	0	0	0	1
Totals	1.22	30-6	36	36	28	12/1	0	257.2	157	55	45	61	252	18	3	9	.171	12	16	0	3	18
Opponents	3.82	6-30	36	36	16	3/0	0	240.1	267	162	131	136	153	36	4	24	.279	16	6	0	10	16

PB - Team (2), Schlattman 2, Opp (6). SBA/ATT - Schlattman (16-19), Hoover (11-15), Walljasper (15-15), Caccamise (9-10), Springfield (8-8), Gorsuch (7-7), Sunseri (1-1), Loupe (1-1).



# 2018 SEC Stats

Record: 5-3 Home: 3-0 Away: 2-3 SEC: 5-3

Player	avg	gp-gs	ab	r	h	2b	3b	hr	rbi	tb	slg%	bb	hp	so	gdp	ob%	sf	sh	sb-att	po	a	e	fld%	
4 Aliyah Andrews	.406	8-8	32	6	13	0	1	0	1	15	.469	2	0	2	0	.441	0	1	5-5	11	0	1	.917	
8 Emily Griggs	.333	8-8	30	1	10	1	0	0	0	11	.367	1	0	2	0	.355	0	3	1-1	7	1	0	1.000	
22 Amanda Doyle	.300	8-8	30	2	9	2	0	0	4	11	.367	2	0	3	0	.333	1	0	0-0	68	0	0	1.000	
16 Taryn Antoine	.300	7-6	20	0	6	2	0	0	0	8	.400	0	0	2	0	.300	0	0	1-1	4	0	0	1.000	
1 Michaela Schlattman	.280	8-7	25	3	7	1	0	0	2	8	.320	2	0	1	2	.333	0	0	0-0	50	3	0	1.000	
7 Becca Schulte	.250	8-8	24	3	6	2	0	0	2	8	.333	3	1	3	0	.357	0	1	1-1	16	17	0	1.000	
23 Shemiah Sanchez	.192	8-8	26	2	5	1	0	0	2	6	.231	2	0	4	0	.241	1	0	0-0	7	16	0	1.000	
17 Amber Serrett	.133	8-8	30	3	4	0	0	0	3	4	.133	1	0	10	0	.161	0	1	0-0	11	22	4	.892	
-----																								
27 Shelbi Sunseri	.444	3-3	9	2	4	0	0	2	3	10	1.111	2	0	1	0	.545	0	0	0-0	0	0	0	.000	
15 Sydney Springfield	.167	5-5	12	0	2	0	0	0	1	2	.167	3	0	4	1	.333	0	0	0-0	14	0	0	1.000	
9 Elyse Thornhill	.000	3-1	8	1	0	0	0	0	0	0	.000	1	0	2	0	.111	0	0	0-0	0	0	0	.000	
24 Claire Weinberger	.000	4-2	3	0	0	0	0	0	0	0	.000	0	0	0	0	.000	0	0	0-0	2	0	0	1.000	
25 Allie Walljasper	.000	1-1	3	0	0	0	0	0	0	0	.000	0	0	0	0	.000	0	0	0-0	1	8	1	.900	
5 Kara Goff	.000	1-0	1	0	0	0	0	0	0	0	.000	0	0	0	0	.000	0	0	0-0	0	0	0	.000	
44 CC Caccamise	.000	1-0	0	0	0	0	0	0	0	0	.000	0	0	0	0	.000	0	0	0-0	0	0	0	.000	
0 Akiya Thymes	.000	3-0	0	0	0	0	0	0	0	0	.000	0	0	0	0	.000	0	0	0-1	0	0	0	.000	
Totals	.261	8	253	23	66	9	1	2	18	83	.328	19	1	34	3	.313	2	6	8-9	191	77	6	.978	
Opponents	.193	8	228	18	44	4	2	6	17	70	.307	16	4	59	0	.258	0	4	7-9	193	95	11	.963	

LOB - Team (65), Opp (43). DPs turned - Team (3), Opp (3). IBB - Team (2), Doyle 2.

## (SEC games only Sorted by Earned run avg)

Player	era	w-l	app	gs	cg	sho	sv	ip	h	r	er	bb	so	2b	3b	hr	b/avg	wp	hp	bk	sfa	sha
21 Carley Hoover	1.79	3-2	5	3	3	1/0	0	31.1	19	9	8	9	43	0	0	3	.176	3	3	0	0	2
25 Allie Walljasper	1.88	1-1	4	3	1	0/0	0	18.2	16	5	5	3	12	3	1	2	.225	0	0	0	0	1
6 Maribeth Gorsuch	2.05	1-0	2	2	1	0/0	0	13.2	9	4	4	4	4	1	1	1	.184	1	1	0	0	1
Totals	1.87	5-3	8	8	5	1/0	0	63.2	44	18	17	16	59	4	2	6	.193	4	4	0	0	4
Opponents	1.85	3-5	8	8	4	1/0	0	64.1	66	23	17	19	34	9	1	2	.261	3	1	0	2	6

PB - Team (0), Opp (4). SBA/ATT - Springfield (5-5), Hoover (2-4), Schlattman (2-4), Walljasper (3-3), Gorsuch (2-2).

## Results

DATE	OPPONENT	RESULT	INN	LSU R-H-E	OPP. R-H-E	RECORD [SEC]	PITCHER OF RECORD	ATT	TIME
02/08	Illinois-Chicago	W, 3-0	7	3-4-0	0-2-0	1-0 [0-0]	Hoover [1-0]	1171	1:53
02/09	UT Arlington!	W, 9-2	7	9-11-1	2-6-1	2-0 [0-0]	Sunseri [1-0]	1458	2:36
02/09	Southern Miss!	W, 4-0	7	4-5-2	0-4-2	3-0 [0-0]	Walljasper [1-0]	1458	1:48
02/11	UMass!	W, 7-0	7	7-10-2	0-2-1	4-0 [0-0]	Walljasper [2-0]	533	1:52
02/13	ULM	W, 10-0	5	10-10-1	0-1-2	5-0 [0-0]	Hoover [2-0]	1507	1:39
02/16	Central Arkansas@	W, 3-0	7	3-7-0	0-2-2	6-0 [0-0]	Walljasper [3-0]	1064	1:45
02/16	Louisiana Tech@	W, 2-1	9	2-8-1	1-3-0	7-0 [0-0]	Hoover [3-0]	1365	2:36
02/17	Southern Utah@	W, 13-1	5	13-6-1	1-2-2	8-0 [0-0]	Gorsuch [1-0]	1435	1:49
02/17	Oregon State@	W, 3-2	7	3-9-1	2-5-1	9-0 [0-0]	Walljasper [4-0]	1684	2:05
02/18	Oregon State@	W, 1-0	7	1-3-0	0-3-0	10-0 [0-0]	Hoover [4-0]	1392	1:34
02/22	vs. San Jose State%	W, 4-0	7	4-10-0	0-5-0	11-0 [0-0]	Hoover [5-0]	271	1:44
02/22	at Pacific%	W, 9-0	5	9-11-1	0-3-3	12-0 [0-0]	Walljasper [5-0]	354	1:55
02/23	vs. Nevada%	W, 5-2	7	5-5-1	2-6-2	13-0 [0-0]	Gorusch [2-0]	245	1:46
02/24	vs. Fresno State#	W, 10-2	5	10-8-0	2-4-1	14-0 [0-0]	Hoover [6-0]	1256	1:58
02/24	vs. No. 3/4 UCLA#	L, 9-1	5	1-2-0	9-13-0	14-1 [0-0]	Walljasper [5-1]	1625	1:51
02/25	vs. No. 5/2 Oregon#	L, 4-0	7	0-2-1	4-3-0	14-2 [0-0]	Hoover [6-1]	857	1:48
03/02	Illinois State\$	W, 1-0	10	1-6-1	0-1-0	15-2 [0-0]	Gorsuch [3-0]	1034	2:38
03/02	No. 23/RV McNeese St.\$	W, 2-0	7	2-4-0	0-2-3	16-2 [0-0]	Walljasper [6-1]	1589	2:00
03/03	Purdue\$	W, 6-2	7	6-8-1	2-6-1	17-2 [0-0]	Walljasper [7-1]	1588	2:07
03/03	Florida Atlantic\$	W, 6-1	7	6-8-0	1-4-0	18-2 [0-0]	Hoover [7-1]	1588	2:06
03/04	Florida Atlantic\$	W, 5-1	7	5-7-2	1-5-1	19-2 [0-0]	Walljasper [8-1]	1294	1:49
03/09	No. 10/10 Auburn	W, 3-2	14	3-14-0	2-11-4	20-2 [1-0]	Hoover [8-1]	1543	4:17
03/10	No. 10/10 Auburn	W, 3-2	7	3-8-1	2-4-1	21-2 [2-0]	Walljasper [9-1]	2198	2:12
03/11	No. 10/10 Auburn	W, 1-0	7	1-5-1	0-3-0	22-2 [3-0]	Hoover [9-1]	1784	1:34
03/13	Western Kentucky	W, 7-3	7	7-12-0	3-7-1	23-2 [3-0]	Walljasper [10-1]	1178	2:16
03/17	at No. 24/23 Kentucky	L, 4-1	7	1-5-0	4-6-1	23-3 [3-1]	Hoover [9-2]	789	1:44
03/18	at No. 24/23 Kentucky	L, 2-0	7	0-5-2	2-6-0	23-4 [3-2]	Walljasper [10-2]	1203	1:47
03/22	BYU	W, 2-1	12	2-7-2	1-4-1	24-4 [3-2]	Hoover [10-2]	1302	3:26
03/23	BYU	W, 8-0	5	8-10-0	0-2-1	25-4 [3-2]	Gorsuch [4-0]	1297	1:28
03/24	No. 13 Baylor	W, 5-3	8	5-6-2	3-9-1	26-4 [3-2]	Hoover [11-2]	1246	2:12
03/24	North Dakota State	L, 1-0	9	0-5-3	1-4-1	26-5 [3-2]	Walljasper [10-3]	1588	2:22
03/27	Southern Miss	W, 4-1	7	4-8-0	1-5-0	27-5 [3-2]	Gorsuch [5-0]	1181	1:49
03/30	at Missouri-1	W, 2-1	10	2-1-7	1-6-3	28-5 [4-2]	Hoover [12-2]	1296	2:42
03/30	at Missouri-2	W, 9-2	7	9-12-0	2-5-1	29-5 [5-2]	Gorsuch [6-0]	1296	2:22
03/31	at Missouri	L, 5-4	7	4-10-1	5-3-1	29-6 [5-3]	Hoover [12-3]	874	2:02
04/03	at McNeese	W, 9-1	5	9-9-0	1-1-0	30-6 [5-3]	Hoover [13-3]	1228	1:49

Rankings reflect NFCA and USA Softball Top 25 on day of competition; Home games are bolded and played at Tiger Park; !-Tiger Classic; @-Purple and Gold Challenge; %-Libby Matons Tournament, #-Mary Nutter Collegiate Classic; \$-LSU Invitational; &-LSU Round Robin; [SEC]-SEC contest; ^-SEC Tournament

## Hitting Streaks, MULTI-HIT, MULTI-RBI

### HITTING STREAKS

PLAYER	LONGEST	CURRENT
Aliyah Andrews	10	-
Amanda Doyle	8	5
Taryn Antoine	7	7
Emily Griggs	6	3
Michaela Schlattman	5	1
Amber Serrett	5	3
Becca Schulte	4	-
Shemiah Sanchez	4	2
Sydney Springfield	4	-
Allie Walljasper	3	-
Claire Weinberger	3	3
Shelbi Sunseri	3	3
Elyse Thornhill	1	-
CC Caccamise	1	-
Akiya Thymes	1	-
Kara Goff	1	-

### MULTIPLE RBI GAMES

PLAYER	2	3	4	5+	TOTAL
Amanda Doyle	6	2	1	1	10
Amber Serrett	5	3	-	-	8
Emily Griggs	4	1	-	-	5
Shemiah Sanchez	2	1	1	-	4
Shelbi Sunseri	2	-	-	-	2
Sydney Springfield	1	-	1	-	2
Kara Goff	-	1	-	-	1
Becca Schulte	-	1	-	-	1
M. Schlattman	-	1	-	-	1
Aliyah Andrews	1	-	-	-	1

### MULTIPLE HIT GAMES

PLAYER	2	3	4	5+	TOTAL
Aliyah Andrews	9	2	1	-	12
Amanda Doyle	10	2	-	-	12
Emily Griggs	7	3	-	-	10
Amber Serrett	5	-	-	-	5
Shelbi Sunseri	3	-	-	-	3
M. Schlattman	3	-	-	-	3
Shemiah Sanchez	2	1	-	-	3
Sydney Springfield	2	-	-	-	2
Becca Schulte	1	1	-	-	2
Claire Weinberger	1	-	-	-	1
Taryn Antoine	1	-	-	-	1

# Home Run Tracker

## HOME RUN TRACKER

NO.	PLAYER	OPPONENT (DATE)	PITCHER	ON-BASE	INNING	OUTS	COUNT	SCORE	FINAL
1	<b>Shemiah Sanchez [1]</b>	<b>UMass (2/11/18)</b>	<b>Colleran</b>	<b>1</b>	<b>1</b>	<b>1</b>	<b>3-2</b>	<b>0-0</b>	<b>W, 7-0</b>
2	Amber Serrett [1]	UMass (2/11/18)	Oliver	2	5	2	0-1	4-0	W, 7-0
3	Amanda Doyle [1]	Southern Utah (2/17/18)	Lilly	1	3	2	2-2	2-1	W, 13-1
4	Amanda Doyle [2]	vs. San Jose State (2/22/18)	Aurin	1	1	1	2-2	1-0	W, 4-0
5	Becca Schulte [1]	at Pacific (2/22/18)	Walters	1	4	0	0-1	2-0	W, 9-0
6	Allie Walljasper [1]	vs. Nevada (2/23/18)	Jensen	0	3	0	3-1	0-2	W, 5-2
7	<b>Emily Griggs [1]</b>	<b>vs. Fresno State (2/24/18)</b>	<b>Kennedy-Cummings</b>	<b>1</b>	<b>3</b>	<b>0</b>	<b>2-0</b>	<b>1-1</b>	<b>W, 10-2</b>
8	<b>Amber Serrett [2]</b>	<b>McNeese State (03/02/18)</b>	<b>Settle</b>	<b>1</b>	<b>7</b>	<b>2</b>	<b>2-1</b>	<b>0-0</b>	<b>W, 2-0</b>
9	<b>Amanda Doyle [3]</b>	<b>Purdue (03/03/18)</b>	<b>Bates</b>	<b>2</b>	<b>5</b>	<b>1</b>	<b>2-2</b>	<b>2-2</b>	<b>W, 6-2</b>
10	<b>Sydney Springfield [1]</b>	<b>Florida Atlantic (03/04/18)</b>	<b>Lokeinsky</b>	<b>3</b>	<b>1</b>	<b>1</b>	<b>2-0</b>	<b>0-0</b>	<b>W, 5-1</b>
11	<b>Amber Serrett [3]</b>	<b>WKU (03/13/18)</b>	<b>Nunn</b>	<b>2</b>	<b>3</b>	<b>0</b>	<b>0-0</b>	<b>0-3</b>	<b>W, 7-3</b>
12	Sydney Springfield [2]	WKU (03/13/18)	Aikey	0	5	1	1-0	5-3	W, 7-3
13	<b>Michaela Schlattman [1]</b>	<b>BYU (03/23/18)</b>	<b>Moffat</b>	<b>2</b>	<b>1</b>	<b>1</b>	<b>0-0</b>	<b>0-0</b>	<b>W, 8-0</b>
14	<b>Amber Serrett [4]</b>	<b>No. 13 Baylor</b>	<b>Rodoni</b>	<b>1</b>	<b>5</b>	<b>0</b>	<b>0-0</b>	<b>0-2</b>	<b>W, 5-3</b>
15	<b>Shemiah Sanchez [2]</b>	<b>No. 13 Baylor</b>	<b>Rodoni</b>	<b>0</b>	<b>7</b>	<b>0</b>	<b>0-2</b>	<b>2-3</b>	<b>W, 5-3</b>
16	<b>Amanda Doyle [4]</b>	<b>No. 13 Baylor</b>	<b>Rodoni</b>	<b>1</b>	<b>8</b>	<b>0</b>	<b>0-0</b>	<b>3-3</b>	<b>W, 5-3</b>
17	Shelbi Sunseri [1]	Southern Miss	Robles	0	2	2	0-1	1-0	W, 4-1
18	Shelbi Sunseri [2]	at Missouri	Daniel	1	7	0	1-0	6-1	W, 9-2
19	Shelbi Sunseri [3]	at Missouri	Norman	0	6	1	2-1	3-0	L, 5-4
20	<b>Shemiah Sanchez [3]</b>	<b>at McNeese State</b>	<b>Settle</b>	<b>2</b>	<b>1</b>	<b>1</b>	<b>0-1</b>	<b>0-0</b>	<b>W, 9-1</b>
21	Amanda Doyle [5]	at McNeese State	Coons	2	2	1	0-0	3-0	W, 9-1
22	Shemiah Sanchez [4]	at McNeese State	Coons	0	2	1	3-2	6-0	W, 9-1
23	Michaela Schlattman [2]	at McNeese State	Coons	0	2	2	3-2	7-0	W, 9-1
24	Amber Serrett [5]	at McNeese State	Coons	0	2	2	2-0	8-0	W, 9-1

Bold represents game tying or go-ahead home run

## Starting Lineups

### INNING-BY-INNING

	1	2	3	4	5	6	7	Ex	To
LSU	20	25	35	32	25	9	8	8	162
Opponent	8	9	9	6	6	7	8	2	55

### RECORD WHEN LEADING

Inn	1	2	3	4	5	6
W-L	9-0	12-1	18-1	22-1	18-1	17-1

### RECORD WHEN TRAILING

Inn	1	2	3	4	5	6
W-L	2-2	4-3	2-3	2-4	0-3	1-3

### RECORD WHEN TIED

Inn	1	2	3	4	5	6
W-L	19-4	14-2	10-2	6-1	6-1	6-1

### STARTERS BY POSITION

P	STARTS	RECORD
Allie Walljasper	13	10-3
Carley Hoover	13	10-3
Maribeth Gorsuch	9	9-0
Shelbi Sunseri	1	1-0

C	STARTS	RECORD
Michaela Schlattman	19	14-5
Sydney Springfield	8	7-1
CC Caccamise	6	6-0
Sydney Loupe	3	3-0

1B	STARTS	RECORD
Amanda Doyle	35	29-6
Sydney Springfield	1	1-0

2B	STARTS	RECORD
Becca Schulte	36	30-6

SS	STARTS	RECORD
Amber Serrett	36	30-6

3B	STARTS	RECORD
Shemiah Sanchez	35	29-6
Amanda Doyle	1	1-0

LF	STARTS	RECORD
Aliyah Andrews	36	30-6

CF	STARTS	RECORD
Emily Griggs	36	30-6

RF	STARTS	RECORD
Taryn Antoine	20	16-4
Claire Weinberger	14	12-2
Akiya Thymes	2	2-0

DP	STARTS	RECORD
Sydney Springfield	15	12-3
Shelbi Sunseri	8	7-1
Michaela Schlattman	7	6-1
Elyse Thornhill	3	2-1
Allie Walljasper	2	2-0
Kara Goff	1	1-0

### STARTERS BY LINEUP SPOT

LEADOFF	STARTS	RECORD
Aliyah Andrews	29	23-6
Emily Griggs	7	7-0

2ND	STARTS	RECORD
Emily Griggs	29	23-6
Aliyah Andrews	7	6-0

3RD	STARTS	RECORD
Amber Serrett	15	12-3
Amanda Doyle	10	7-3
Shemiah Sanchez	9	9-0
Michaela Schlattman	2	2-0

CLEANUP	STARTS	RECORD
Amanda Doyle	26	23-3
Michaela Schlattman	7	5-2
Shemiah Sanchez	3	2-1

5TH	STARTS	RECORD
Sydney Springfield	16	13-3
Allie Walljasper	7	7-0
Shemiah Sanchez	8	6-2
Michaela Schlattman	3	2-1
Shelbi Sunseri	1	1-0
Elyse Thornhill	1	1-0

6TH	STARTS	RECORD
Becca Schulte	16	13-3
Amber Serrett	16	13-3
Shemiah Sanchez	1	1-0
Elyse Thornhill	1	1-0
Michaela Schlattman	1	1-0
Sydney Springfield	1	1-0

7TH	STARTS	RECORD
Becca Schulte	14	12-2
Shemiah Sanchez	6	5-1
Sydney Springfield	5	4-1
Michaela Schlattman	5	4-1
Shelbi Sunseri	3	2-1
Amber Serrett	3	3-0

8TH	STARTS	RECORD
Michaela Schlattman	8	6-2
Allie Walljasper	4	4-0
Shemiah Sanchez	6	4-2
Shelbi Sunseri	4	4-0
Becca Schulte	6	5-1
Sydney Springfield	2	2-0
Amber Serrett	2	2-0
Maribeth Gorsuch	1	1-0
CC Caccamise	1	1-0
Elyse Thornhill	1	0-1
Kara Goff	1	1-0

9TH	STARTS	RECORD
Taryn Antoine	19	15-4
Claire Weinberger	13	11-2
Shemiah Sanchez	2	2-0
Akiya Thymes	2	2-0

## Career Stats

### #00 AKIYA THYMES' CAREER STATISTICS

YEAR	AVG	GP-GS	AB	R	H	2B	3B	HR	RBI	TB	SLG%	BB	HBP	SO	GDP	OB%	SF	SH	SB-ATT	PO	A	E	FLD%
2016	.000	31-0	2	10	0	0	0	0	0	0	.000	1	0	0	0	.333	0	0	12-14	0	0	0	.000
2018	.083	18-2	12	2	1	0	0	0	0	1	.083	2	0	2	0	.214	0	0	4-5	2	0	0	1.000
<b>TOTAL</b>	<b>.071</b>	<b>49-2</b>	<b>14</b>	<b>12</b>	<b>1</b>	<b>0</b>	<b>0</b>	<b>0</b>	<b>0</b>	<b>1</b>	<b>.071</b>	<b>3</b>	<b>0</b>	<b>2</b>	<b>0</b>	<b>.235</b>	<b>0</b>	<b>0</b>	<b>16-19</b>	<b>2</b>	<b>0</b>	<b>0</b>	<b>1.000</b>

### #1 MICHAELA SCHLATTMAN'S CAREER STATISTICS

YEAR	AVG	GP-GS	AB	R	H	2B	3B	HR	RBI	TB	SLG%	BB	HBP	SO	GDP	OB%	SF	SH	SB-ATT	PO	A	E	FLD%
2018	.237	28-26	76	11	18	1	0	2	6	25	.329	6	2	11	3	.310	0	0	1-1	154	9	1	.994
<b>TOTAL</b>	<b>.237</b>	<b>28-26</b>	<b>76</b>	<b>11</b>	<b>18</b>	<b>1</b>	<b>0</b>	<b>2</b>	<b>6</b>	<b>25</b>	<b>.329</b>	<b>6</b>	<b>2</b>	<b>11</b>	<b>3</b>	<b>.310</b>	<b>0</b>	<b>0</b>	<b>1-1</b>	<b>154</b>	<b>9</b>	<b>1</b>	<b>.994</b>

### #4 ALIYAH ANDREWS' CAREER STATISTICS

YEAR	AVG	GP-GS	AB	R	H	2B	3B	HR	RBI	TB	SLG%	BB	HBP	SO	GDP	OB%	SF	SH	SB-ATT	PO	A	E	FLD%
2017	.339	64-52	127	30	43	0	0	0	4	43	.339	7	1	13	0	.375	1	5	11-13	68	3	2	.973
2018	.364	36-36	121	28	44	1	1	0	7	47	.388	9	1	10	0	.412	0	4	31-32	41	0	2	.953
<b>TOTAL</b>	<b>.351</b>	<b>100-88</b>	<b>248</b>	<b>58</b>	<b>87</b>	<b>1</b>	<b>1</b>	<b>0</b>	<b>11</b>	<b>90</b>	<b>.363</b>	<b>16</b>	<b>2</b>	<b>23</b>	<b>0</b>	<b>.393</b>	<b>1</b>	<b>9</b>	<b>42-45</b>	<b>109</b>	<b>3</b>	<b>4</b>	<b>.966</b>

### #5 KARA GOFF'S CAREER STATISTICS

YEAR	AVG	GP-GS	AB	R	H	2B	3B	HR	RBI	TB	SLG%	BB	HBP	SO	GDP	OB%	SF	SH	SB-ATT	PO	A	E	FLD%
2018	.125	9-1	8	2	1	1	0	0	4	2	.250	3	0	3	0	.364	0	0	0-0	0	0	0	.000
<b>TOTAL</b>	<b>.125</b>	<b>9-1</b>	<b>8</b>	<b>2</b>	<b>1</b>	<b>1</b>	<b>0</b>	<b>0</b>	<b>4</b>	<b>2</b>	<b>.250</b>	<b>3</b>	<b>0</b>	<b>3</b>	<b>0</b>	<b>.364</b>	<b>0</b>	<b>0</b>	<b>0-0</b>	<b>0</b>	<b>0</b>	<b>0</b>	<b>.000</b>

### #6 MARIBETH GORSUCH'S CAREER STATISTICS

YEAR	AVG	GP-GS	AB	R	H	2B	3B	HR	RBI	TB	SLG%	BB	HBP	SO	GDP	OB%	SF	SH	SB-ATT	PO	A	E	FLD%
2017	.000	4-2	7	0	0	0	0	0	0	0	.000	0	0	3	0	.000	0	0	0-0	3	6	0	1.000
2018	.000	2-2	1	0	0	0	0	0	0	0	.000	0	0	1	0	.000	0	0	0-0	1	6	0	1.000
<b>TOTALS</b>	<b>.000</b>	<b>6-4</b>	<b>8</b>	<b>0</b>	<b>0</b>	<b>0</b>	<b>0</b>	<b>0</b>	<b>0</b>	<b>0</b>	<b>.000</b>	<b>0</b>	<b>0</b>	<b>4</b>	<b>0</b>	<b>.000</b>	<b>0</b>	<b>0</b>	<b>0-0</b>	<b>4</b>	<b>12</b>	<b>0</b>	<b>1.000</b>

YEAR	ERA	W-L	APP-GS	CG	SHO/CBO	SV	IP	H	R	ER	BB	SO	2B	3B	HR	BF	B/AVG.	WP	HBP	BK	SFA	SHA
2017	5.00	3-1	9-6	3	0/0	0	28.0	29	21	20	16	26	6	0	3	135	.269	1	7	3	2	2
2018	2.07	6-0	10-9	5	1/1	0	54.0	39	17	16	12	40	7	1	1	217	.198	1	4	0	1	3
<b>TOTALS</b>	<b>3.07</b>	<b>9-1</b>	<b>19-15</b>	<b>8</b>	<b>1/1</b>	<b>0</b>	<b>82.0</b>	<b>68</b>	<b>38</b>	<b>36</b>	<b>28</b>	<b>66</b>	<b>13</b>	<b>1</b>	<b>4</b>	<b>352</b>	<b>.223</b>	<b>2</b>	<b>11</b>	<b>3</b>	<b>3</b>	<b>5</b>

### #7 BECCA SCHULTE'S CAREER STATISTICS

YEAR	AVG	GP-GS	AB	R	H	2B	3B	HR	RBI	TB	SLG%	BB	HBP	SO	GDP	OB%	SF	SH	SB-ATT	PO	A	E	FLD%
2018	.196	36-36	92	15	18	5	0	1	9	26	.283	19	1	13	1	.333	2	1	6-7	75	60	5	.964
<b>TOTAL</b>	<b>.196</b>	<b>36-36</b>	<b>92</b>	<b>15</b>	<b>18</b>	<b>5</b>	<b>0</b>	<b>1</b>	<b>9</b>	<b>26</b>	<b>.283</b>	<b>19</b>	<b>1</b>	<b>13</b>	<b>1</b>	<b>.333</b>	<b>2</b>	<b>1</b>	<b>6-7</b>	<b>75</b>	<b>60</b>	<b>5</b>	<b>.964</b>

### #8 EMILY GRIGGS' CAREER STATISTICS

YEAR	AVG	GP-GS	AB	R	H	2B	3B	HR	RBI	TB	SLG%	BB	HBP	SO	GDP	OB%	SF	SH	SB-ATT	PO	A	E	FLD%
2015	.343	62-61	140	35	48	4	2	0	15	56	.400	22	0	27	1	.432	0	4	14-17	79	1	2	.976
2016	.294	70-70	214	50	63	7	2	0	16	74	.346	26	0	28	0	.371	0	7	6-8	53	2	1	.982
2017	.317	70-70	230	43	73	7	0	0	27	80	.348	16	0	25	1	.362	0	5	6-9	83	2	0	1.000
2018	.310	36-36	116	21	36	4	2	1	15	47	.405	15	0	11	0	.389	0	6	3-4	29	1	0	1.000
<b>TOTALS</b>	<b>.314</b>	<b>238-237</b>	<b>700</b>	<b>149</b>	<b>220</b>	<b>22</b>	<b>6</b>	<b>1</b>	<b>73</b>	<b>257</b>	<b>.367</b>	<b>79</b>	<b>0</b>	<b>91</b>	<b>2</b>	<b>.384</b>	<b>0</b>	<b>22</b>	<b>29-38</b>	<b>244</b>	<b>6</b>	<b>3</b>	<b>.988</b>

### #9 ELYSE THORNHILL'S CAREER STATISTICS

YEAR	AVG	GP-GS	AB	R	H	2B	3B	HR	RBI	TB	SLG%	BB	HBP	SO	GDP	OB%	SF	SH	SB-ATT	PO	A	E	FLD%
2016	.242	34-27	62	7	15	5	0	0	9	20	.232	12	1	17	0	.372	2	1	3-3	28	2	0	1.000
2017	.220	22-17	50	5	11	1	0	0	7	12	.240	3	1	6	0	.278	0	1	0-0	34	2	0	1.000
2018	.211	12-3	19	1	4	0	0	0	0	4	.211	2	1	3	0	.318	0	0	0-0	1	0	0	1.000
<b>TOTAL</b>	<b>.229</b>	<b>68-47</b>	<b>131</b>	<b>13</b>	<b>30</b>	<b>6</b>	<b>0</b>	<b>0</b>	<b>16</b>	<b>36</b>	<b>.275</b>	<b>18</b>	<b>3</b>	<b>26</b>	<b>0</b>	<b>.331</b>	<b>2</b>	<b>2</b>	<b>3-3</b>	<b>63</b>	<b>4</b>	<b>0</b>	<b>1.000</b>

### #13 SYDNEY LOUPE'S CAREER STATISTICS

YEAR	AVG	GP-GS	AB	R	H	2B	3B	HR	RBI	TB	SLG%	BB	HBP	SO	GDP	OB%	SF	SH	SB-ATT	PO	A	E	FLD%
2015	.000	1-0	1	0	0	0	0	0	0	0	.000	0	0	0	0	.000	0	0	0-0	0	0	0	.000
2016	.000	1-0	1	0	0	0	0	0	0	0	.000	0	0	0	0	.000	0	0	0-0	0	0	0	.000
2017	.000	9-0	1	3	0	0	0	0	0	0	.000	0	0	0	0	.000	0	0	0-0	0	0	0	.000
2018	.000	4-3	1	0	0	0	0	0	0	0	.000	0	0	0	0	.000	0	0	0-0	17	0	0	1.000
<b>TOTALS</b>	<b>.000</b>	<b>15-3</b>	<b>4</b>	<b>3</b>	<b>0</b>	<b>0</b>	<b>0</b>	<b>0</b>	<b>0</b>	<b>0</b>	<b>.000</b>	<b>0</b>	<b>0</b>	<b>0</b>	<b>0</b>	<b>.000</b>	<b>0</b>	<b>0</b>	<b>0-0</b>	<b>17</b>	<b>0</b>	<b>0</b>	<b>1.000</b>

### #15 SYDNEY SPRINGFIELD'S CAREER STATISTICS

YEAR	AVG	GP-GS	AB	R	H	2B	3B	HR	RBI	TB	SLG%	BB	HBP	SO	GDP	OB%	SF	SH	SB-ATT	PO	A	E	FLD%
2017	.259	60-57	162	21	42	7	0	10	41	79	.488	11	1	40	1	.307	2	4	0-1	193	7	2	.990
2018	.232	24-24	56	6	13	2	0	2	9	21	.375	13	0	13	2	.377	0	0	0-0	49	0	0	1.000
<b>TOTAL</b>	<b>.252</b>	<b>84-81</b>	<b>218</b>	<b>27</b>	<b>55</b>	<b>9</b>	<b>0</b>	<b>13</b>	<b>50</b>	<b>100</b>	<b>.459</b>	<b>24</b>	<b>1</b>	<b>53</b>	<b>3</b>	<b>.327</b>	<b>2</b>	<b>4</b>	<b>0-1</b>	<b>242</b>	<b>7</b>	<b>2</b>	<b>.992</b>

### #16 TARYN ANTOINE CAREER STATISTICS

YEAR	AVG	GP-GS	AB	R	H	2B	3B	HR	RBI	TB	SLG%	BB	HBP	SO	GDP	OB%	SF	SH	SB-ATT	PO	A	E	FLD%
2018	.313	26-20	48	6	15	3	0	0	3	18	.375	7	0	6	0	.939	1	0	3-4	9	0	0	1.000
<b>TOTAL</b>	<b>.313</b>	<b>26-20</b>	<b>48</b>	<b>6</b>	<b>15</b>	<b>3</b>	<b>0</b>	<b>0</b>	<b>3</b>	<b>18</b>	<b>.375</b>	<b>7</b>	<b>0</b>	<b>6</b>	<b>0</b>	<b>.939</b>	<b>1</b>	<b>0</b>	<b>3-4</b>	<b>9</b>	<b>0</b>	<b>0</b>	<b>1.000</b>



## Team Game Highs

### Batting

At bats:	55	-	vs Auburn (Mar 09, 2018)
Runs scored:	13	-	vs Southern Utah (Feb 17, 2018)
Hits:	14	-	vs Auburn (Mar 09, 2018)
RBI:	12	-	vs Southern Utah (Feb 17, 2018)
Doubles:	3	-	(4 times )
Triples:	1	-	(4 times )
Home runs:	5	-	at McNeese State (Apr 03, 2018)
Total bases:	24	-	at McNeese State (Apr 03, 2018)
Walks:	10	-	vs Southern Utah (Feb 17, 2018)
	10	-	vs Fresno State (Feb 24, 2018 at Cathedral City, CA)
Strikeouts:	12	-	vs UCLA (Feb 24, 2018 at CATHEDRAL CITY, CA)
Sac hits:	2	-	(5 times )
Sac flies:	2	-	vs Central Arkansas (Feb 16, 2018)
Stolen bases:	5	-	vs WKU (Mar 13, 2018)
Hit by pitch:	1	-	(6 times )
Caught stealing:	1	-	(6 times )
Runners LOB:	17	-	vs Auburn (Mar 09, 2018)
Hit into DP:	2	-	vs UT Arlington (Feb 09, 2018)
	2	-	vs Fresno State (Feb 24, 2018 at Cathedral City, CA)
	2	-	vs Illinois State (Mar 02, 2018)

### Fielding

Putouts:	42	-	vs Auburn (Mar 09, 2018)
Assists:	16	-	vs Auburn (Mar 09, 2018)
Errors:	3	-	vs North Dakota State (Mar 24, 2018)
Passed balls:	1	-	vs San Jose State (Feb 22, 2018 at Stockton, Calif.)
	1	-	vs Florida Atlantic (Mar 03, 2018)
DPs turned:	2	-	vs Nevada (Feb 23, 2018 at Stockton, Calif.)

### Pitching

Innings pitched:	14.0	-	vs Auburn (Mar 09, 2018)
Runs allowed:	9	-	vs UCLA (Feb 24, 2018 at CATHEDRAL CITY, CA)
Earned runs:	9	-	vs UCLA (Feb 24, 2018 at CATHEDRAL CITY, CA)
Walks allowed:	5	-	vs BYU (Mar 22, 2018)
	5	-	at Mizzou (Mar 31, 2018)
Strikeouts:	16	-	vs Auburn (Mar 09, 2018)
Hits allowed:	13	-	vs UCLA (Feb 24, 2018 at CATHEDRAL CITY, CA)
Doubles allowed:	3	-	vs UCLA (Feb 24, 2018 at CATHEDRAL CITY, CA)
Triples allowed:	1	-	vs Oregon State (Feb 17, 2018)
	1	-	vs Auburn (Mar 09, 2018)
	1	-	vs Auburn (Mar 10, 2018)
Homers allowed:	2	-	at Kentucky (Mar 17, 2018)
Wild pitches:	2	-	at Mizzou (Mar 31, 2018)
Hit batters:	3	-	at McNeese State (Apr 03, 2018)

## Individual Game Highs

### Batting

At bats:	7	-	Elyse Thornhill vs Auburn (Mar 09, 2018)
	7	-	Emily Griggs vs Auburn (Mar 09, 2018)
	7	-	Amber Serrett vs Auburn (Mar 09, 2018)
Runs scored:	3	-	Aliyah Andrews vs Southern Utah (Feb 17, 2018)
	3	-	Emily Griggs vs Fresno State (Feb 24, 2018 at Cathedral City, CA)
Hits:	4	-	Aliyah Andrews vs Auburn (Mar 09, 2018)
RBI:	5	-	Amanda Doyle vs Fresno State (Feb 24, 2018 at Cathedral City, CA)
Doubles:	1	-	(36 times )
Triples:	1	-	(4 times )
Home runs:	2	-	Shemiah Sanchez at McNeese State (Apr 03, 2018)
Total bases:	9	-	Shemiah Sanchez at McNeese State (Apr 03, 2018)
Walks:	3	-	Shemiah Sanchez vs BYU (Mar 22, 2018)
Strikeouts:	3	-	Amber Serrett vs Auburn (Mar 09, 2018)
	3	-	Amber Serrett vs North Dakota State (Mar 24, 2018)
Sac hits:	2	-	Emily Griggs vs Auburn (Mar 10, 2018)
Sac flies:	1	-	(10 times )
Stolen bases:	4	-	Aliyah Andrews vs Oregon State (Feb 17, 2018)
Hit by pitch:	1	-	(6 times )
Caught stealing:	1	-	(6 times )
Runners LOB:	6	-	Amber Serrett vs Auburn (Mar 09, 2018)

### Fielding

Putouts:	15	-	Amanda Doyle vs Auburn (Mar 09, 2018)
Assists:	6	-	Carley Hoover vs Louisiana Tech (Feb 16, 2018)
	6	-	Allie Walljasper vs North Dakota State (Mar 24, 2018)
	6	-	Amber Serrett at Mizzou (Mar 30, 2018)
Errors:	2	-	Shemiah Sanchez vs North Dakota State (Mar 24, 2018)
Passed balls:	1	-	Michaela Schlattman vs San Jose State (Feb 22, 2018 at Stockton, Calif.)
	1	-	Michaela Schlattman vs Florida Atlantic (Mar 03, 2018)

### Pitching

Innings pitched:	10.0	-	Maribeth Gorsuch vs Illinois State (Mar 02, 2018)
Runs allowed:	5	-	Allie Walljasper vs UCLA (Feb 24, 2018 at CATHEDRAL CITY, CA)
	5	-	Carley Hoover at Mizzou (Mar 31, 2018)
Earned runs:	5	-	Allie Walljasper vs UCLA (Feb 24, 2018 at CATHEDRAL CITY, CA)
Walks allowed:	5	-	Allie Walljasper vs BYU (Mar 22, 2018)
	5	-	Carley Hoover at Mizzou (Mar 31, 2018)
Strikeouts:	12	-	Carley Hoover vs Illinois-Chicago (Feb 08, 2018)
	12	-	Maribeth Gorsuch vs Illinois State (Mar 02, 2018)
Hits allowed:	9	-	Carley Hoover vs Baylor (Mar 24, 2018)
Doubles allowed:	2	-	Allie Walljasper vs UCLA (Feb 24, 2018 at CATHEDRAL CITY, CA)
Triples allowed:	1	-	Allie Walljasper vs Oregon State (Feb 17, 2018)
	1	-	Allie Walljasper vs Auburn (Mar 09, 2018)
	1	-	Maribeth Gorsuch vs Auburn (Mar 10, 2018)
Homers allowed:	2	-	Carley Hoover at Kentucky (Mar 17, 2018)
Wild pitches:	2	-	Carley Hoover at Mizzou (Mar 31, 2018)
Hit batters:	3	-	Carley Hoover at McNeese State (Apr 03, 2018)

## Single-Game Career Highs

### #00 AKIYA THYMES' CAREER HIGHS

Hits: 1, WKU (3/13/18)  
Total Bases: 1, WKU (3/13/18)  
Runs Scored: 1, 12 times  
Walks: 1, 3 times  
Struck Out: 1, 2 times  
At Bats: 2, 2 times  
Stolen Bases: 2, Southern Miss (4/6/16)  
Caught Stealing: 1, 2 times  
Field Chances: 1, 2 times  
Putouts: 1, 2 times

### #4 ALIYAH ANDREWS' CAREER HIGHS

Hits: 4, Auburn (3/9/18)  
Doubles: 1, UT Arlington (2/9/18)  
Triple: 1, Auburn (3/9/18)  
Total Bases: 6, Auburn (3/9/18)  
RBI: 2, UT Arlington (2/9/18)  
Runs Scored: 3, Southern Utah (2/17/18)  
Walks: 2, Illinois State (3/2/18)  
Hit by Pitch: 1, vs. Bethune-Cookman (2/23/17)  
Struck Out: 1, 12 times  
Sac Flies: 1, Nicholls St. (3/21/17)  
Sac Bunts: 1, 9 times  
At Bats: 6, Auburn (3/9/18)  
Stolen Bases: 4, Oregon State (2/17/18)  
Caught Stealing: 1, 2 times  
Field Chances: 5, vs. Missouri (5/10/17)  
Putouts: 4, 4 times  
Assists: 1, 3 times

### #6 MARIBETH GORSUCH'S CAREER HIGHS

Struck Out: 2, Tennessee (4/23/17)  
At Bats: 3, at Ole Miss (4/15/17)  
Innings Pitched: 10.0, Illinois State (3/2/18)  
Walks Allowed: 4, at Mizzou (3/30/18)  
Strikeouts: 12, Illinois State (3/2/18)  
Batters Faced: 35, Illinois State (3/2/18)  
Field Chances: 4, at Mizzou (3/30/18)  
Putouts: 2, vs. Bethune-Cookman (2/23/17)  
Assists: 4, at Mizzou (3/30/18)

### #8 EMILY GRIGGS' CAREER HIGHS

Hits: 4, at Louisiana (5/21/17)  
Doubles: 2, 2 times  
Triples: 1, 6 times  
Homeruns: 1, vs. Fresno State (2/24/18)  
Total Bases: 6, vs. Fresno State (2/24/18)  
RBI: 3, FAU (3/3/18)  
Runs Scored: 3, 7 times  
Walks: 3, vs. Long Beach St. (2/24/17)  
Struck Out: 3, 2 times  
Sac Bunts: 2, Auburn (3/9/18)  
At Bats: 7, Auburn (3/9/18)  
Stolen Bases: 3, Tennessee St. (2/7/15)  
Caught Stealing: 1, 9 times  
Field Chances: 6, at South Carolina (5/6/17)  
Putouts: 5, 2 times  
Assists: 1, 6 times

### #9 ELYSE THORNHILL CAREER HIGHS

Hits: 2, 5 times  
Doubles: 2, Connecticut (2/13/16)  
Total Bases: 4, Connecticut (2/13/16)  
RBI: 3, Oklahoma St. (2/10/17)  
Runs Scored: 1, 13 times  
Walks: 2, Alabama (3/13/16)  
Hit by Pitch: 1, 3 times  
Struck Out: 2, 5 times  
Sac Flies: 1, 2 times  
Sac Bunts: 1, 2 times  
At Bats: 7, Auburn (3/9/18)  
Stolen Bases: 1, 3 times  
Field Chances: 9, Tennessee (4/22/17)  
Putouts: 9, Tennessee (4/22/17)  
Assists: 1, 4 times

### #13 SYDNEY LOUPE'S CAREER HIGHS

Runs Scored: 1, 2 times  
At Bats: 1, 4 times  
Field Chances: 8, Central Arkansas (2/16/18)  
Putouts: 8, Central Arkansas (2/16/18)

### #15 SYDNEY SPRINGFIELD CAREER HIGHS

Hits: 3, 3 times  
Doubles: 1, 9 times  
Homeruns: 2, 3 times  
Total bases: 9, 2 times  
RBI: 6, 3 times  
Runs Scored: 2, 6 times  
Walks: 2, 4 times  
Hit by Pitch: 1, Northwestern St. (4/18/17)  
Struck Out: 3, vs. Omaha (3/17/17)  
Sac Flies: 1, 4 times  
Sac Bunts: 1, 4 times  
At Bats: 4, 17 times  
Caught Stealing: 1, vs. Utah (2/25/17)  
Field Chances: 13, at Alabama (4/8/17)  
Putouts: 12, 2 times  
Assists: 2, at Auburn (3/12/17)

### #17 AMBER SERRETT CAREER HIGHS

Hits: 3, 4 times  
Doubles: 2, 2 times  
Triples: 1, La.-Monroe (3/28/17)  
Homeruns: 1, 11 times  
Total Bases: 6, vs. Bethune-Cookman (2/23/17)  
RBI: 4, Central Arkansas (2/18/17)  
Runs Scored: 4, at Louisiana Tech (3/15/16)  
Walks: 2, 4 times  
Hit by Pitch: 1, 8 times  
Struck Out: 3, 2 times  
Sac Flies: 1, 5 times  
Sac Bunts: 1, 11 times  
At Bats: 7, Auburn (3/9/18)  
Stolen Bases: 2, Memphis (3/4/16)  
Caught Stealing: 1, Nicholls St. (3/21/17)  
Field Chances: 10, at Mississippi St. (4/16/16)  
Putouts: 6, Southern Miss (4/6/16)  
Assists: 7, at Mississippi St. (4/16/16)

### #21 CARLEY HOOVER'S CAREER HIGHS

Hits: 1, Pacific (2/14/16)  
Total Bases: 1, Pacific (2/14/16)  
RBI: 1, 3 times  
Walks: 2, Liberty (3/5/16)  
Struck Out: 2, Alabama 3/11/16)  
Sac Bunts: 1, vs. UCF (2/20/16)  
At Bats: 3, 2 times  
Innings Pitched: 9, Louisiana Tech (2/16/18)  
Walks Allowed: 7, vs. UCF (2/20/16)  
Strikeouts: 15, Texas Tech (2/28/16)  
Batters Faced: 33, 2 times  
Field Chances: 6, 2 times  
Putouts: 2, Baylor (3/24/18)  
Assists: 6, Louisiana Tech (2/16/18)  
Runners CS: 2, 3 times

### #22 AMANDA DOYLE'S CAREER HIGHS

Hits: 3, vs. Long Beach St. (2/24/17)  
Doubles: 2, Central Arkansas (2/18/17)  
Triples: 1, Illinois State (3/3/17)  
Homeruns: 2, vs. UCLA (2/25/17)  
Total Bases: 8, vs. UCLA (2/25/17)  
RBI: 5, vs. Fresno State (2/24/18)  
Runs Scored: 3, vs. Long Beach St. (2/24/17)  
Walks: 2, 3 times  
Hit by Pitch: 1, 3 times  
Struck Out: 3, Minnesota (3/4/17)  
Sac Flies: 1, 4 times  
Sac Bunts: 1, at Southern Miss (2/28/17)  
At Bats: 6, Auburn (3/9/18)  
Caught Stealing: 1, 2 times  
Field Chances: 15, Auburn (3/9/18)  
Putouts: 15, Auburn (3/9/18)  
Assists: 5, Purdue (3/3/18)

### #23 SHEMIAH SANCHEZ'S CAREER HIGHS

Hits: 3, 2 times  
Doubles: 2, Florida Atlantic (3/5/17)  
Homeruns: 2, at McNeese (4/3/18)  
Total Bases: 9, at McNeese (4/3/18)  
RBI: 4, at McNeese (4/3/18)  
Runs Scored: 2, 6 times  
Walks: 3, BYU (3/22/18)  
Hit by Pitch: 1, 9 times  
Struck Out: 2, 7 times  
Sac Flies: 1, 5 times  
Sac Bunts: 1, 3 times  
At Bats: 5, 2 times  
Stolen Bases: 1, 4 times  
Caught Stealing: 1, Ohio State (2/12/16)  
Field Chances: 9, Missouri (4/29/17)  
Putouts: 4, 2 times  
Assists: 7, South Alabama (4/25/17)

### #24 CLAIRE WEINBERGER'S CAREER HIGHS

Hits: 2, BYU (3/22/18)  
Doubles: 1, 2 times  
Total Bases: 2, 3 times  
RBI: 2, vs. Bethune-Cookman (2/23/17)  
Runs Scored: 2, 3 times  
Walks: 2, Louisiana Tech (2/16/18)  
Struck Out: 2, vs. Oregon (2/25/18)  
At Bats: 4, BYU (3/22/18)  
Stolen Bases: 1, 4 times  
Caught Stealing: 1, 3 times  
Field Chances: 2, 3 times  
Putouts: 3, Southern Miss (3/27/18)

### #25 ALLIE WALLJASPER'S CAREER HIGHS

Hits: 3, at Arkansas (4/29/16)  
Doubles: 1, 4 times  
Homeruns: 1, 8 times  
Total Bases: 4, 9 times  
RBI: 4, vs. Cal St. Fullerton (2/19/15)  
Runs Scored: 1, 14 times  
Walks: 3, at Arkansas (5/1/16)  
Hit by Pitch: 1, 4 times  
Struck Out: 4, at Alabama (4/7/17)  
Sac Flies: 1, La.-Monroe (3/28/17)  
Sac Bunts: 2, at Arizona St. (5/22/16)  
At Bats: 4, 8 times  
Innings Pitched: 9.1, at Nebraska (5/16/15)  
Walks Allowed: 5, BYU (3/22/18)  
Strikeouts: 10, 2 times  
Batters Faced: 40, BYU (3/22/18)  
Field Chances: 6, 3 times  
Putouts: 2, Auburn (5/2/15)  
Assists: 6, North Dakota St. (3/24/18)  
Runner CS: 1, 4 times



## 2018 TV/Radio Chart



**00**  
**Akiya Thymes**  
Outfield  
5-1 · So.-1L · L-R  
Brusly, La.



**1**  
**Michaela Schlattman**  
Infield/Utility  
5-7 · Jr.-TR · R-R  
Plainfield, Ill.



**4**  
**Aliyah Andrews**  
Outfield  
5-7 · So.-1L · L-R  
Oldsmar, Fla.



**5**  
**Kara Goff**  
Utility  
5-6 · Fr.-HS · L-R  
Ruston, La.



**6**  
**Maribeth Gorsuch**  
Pitcher  
5-10 · So.-1L · R-R  
Lewisville, Texas



**7**  
**Becca Schulte**  
Infield  
6-0 · Jr.-TR · R-R  
Andover, Kan.



**8**  
**Emily Griggs**  
Outfield  
5-1 · Sr.-3L · L-R  
Wichita, Kan.



**9**  
**Elyse Thornhill**  
Utility  
5-9 · Jr.-2L · L-R  
Baton Rouge, La.



**10**  
**Sydney Bourg**  
Utility  
5-6 · Sr.-2L · L-R  
Slidell, La.



**12**  
**River Glenn**  
Outfield  
5-6 · Fr.-HS · R-R  
Seekonk, Mass.




**13**  
**Sydney Loupe**  
Catcher  
5-2 · Sr.-3L · R-R  
Slidell, La.



**15**  
**Sydney Springfield**  
Infield  
5-11 · So.-1L · R-R  
Flower Mound, Texas



**16**  
**Taryn Antoine**  
Outfield  
5-3 · Fr.-HS · L-R  
Alexandria, La.




**17**  
**Amber Serrett**  
Infield  
5-6 · Jr.-2L · R-R  
Spring, Texas



**21**  
**Carley Hoover**  
Pitcher  
6-2 · Sr.-3L · R-R  
Clemson, S.C.



**22**  
**Amanda Doyle**  
Infield  
5-8 · So.-1L · R-R  
Santa Clarita, Calif.




**23**  
**Shemiah Sanchez**  
Infield  
5-2 · Jr.-2L · R-R  
Newnan, Ga.




**24**  
**Claire Weinberger**  
Outfield  
5-5 · So.-1L · L-R  
Prairieville, La.



**25**  
**Allie Walljasper**  
Pitcher  
6-2 · Sr.-3L · R-R  
Manteca, Calif.



**27**  
**Shelbi Sunseri**  
Pitcher/Utility  
5-10 · Fr.-HS · R-R  
Santa Fe, Texas



**44**  
**CC Caccamise**  
Catcher/Infield  
5-7 · Fr.-HS · R-R  
San Diego, Calif.




**Beth Torina**  
Head Coach  
7th Season  
**LSU Record: 272-119**



**Howard Dobson**  
Assistant Coach  
7th Season



**Lindsay Leftwich**  
Assistant Coach  
7th Season



**Sahvanna Jaquish**  
Volunteer Coach  
1st Season



**Quinlan Duhon**  
Director of Operations  
9th Season