

#LSU

@LSUfbal
 @LSUCoachMiles
 /LSUfootball
 @LSUfootball

LSU

2014 FOOTBALL

NATIONAL CHAMPIONS
 1958 • 2003 • 2007

SEC CHAMPIONS
 1935 • 1936 • 1958 • 1961 • 1970
 1986 • 1988 • 2001 • 2003 • 2007 • 2011

GAME

13

Music City Bowl

vs. Notre Dame
 December 30, 2014
 2:02 p.m. CT • ESPN
 Nashville, Tenn.
 LP Field (67,000)



2014 SCHEDULES

#22/23/23 LSU (8-4, 4-4 SEC)

DATE	LSU RANK	OPPONENT	TV	RESULT/TIME
AUGUST (1-0)				
30	#13/13	vs. #14/14 Wisconsin	ESPN	W, 28-24
SEPTEMBER (3-1)				
6	#12/12	Sam Houston State	SECN	W, 56-0
13	#10/9	ULM	ESPNU	W, 31-0
20	#8/8	Mississippi State *	ESPN	L, 34-29
27	#17/18	New Mexico State	SECN	W, 63-7
OCTOBER (3-1)				
4	#15/15	at #5/5 Auburn *	ESPN	L, 41-7
11	#RV/RV	at Florida *	SECN	W, 30-27
18	#RV/RV	Kentucky *	SECN	W, 41-3
25	#24/23	#3/3 Ole Miss *	ESPN	W, 10-7
NOVEMBER (1-2)				
8	#14/15	#4/4/5 Alabama *	CBS	L, 20-13 (OT)
15	#20/20	at Arkansas *	ESPN2	L, 17-0
27	#RV/RV	at Texas A&M *	ESPN	W, 23-17
DECEMBER (0-0)				
30		Music City Bowl (Nashville, Tenn.)		
	#22/23	vs. Notre Dame	ESPN	2:02 p.m.

Notre Dame (7-5)

DATE	OPPONENT	TV	RESULT/TIME
AUGUST (1-0)			
30	Rice	NBC	W, 48-17
SEPTEMBER (3-0)			
6	Michigan	NBC	W, 31-0
13	vs. Purdue	NBC	W, 30-14
27	vs. Syracuse	ABC	W, 31-15
OCTOBER (2-1)			
4	Stanford	NBC	W, 17-14
11	North Carolina	NBC	W, 50-43
18	at Florida State	ABC	L, 31-27
NOVEMBER (1-4)			
1	vs. Navy	CBS	W, 49-39
8	at Arizona State	ABC	L, 55-31
15	Northwestern	NBC	L, 43-40
22	Louisville	NBC	L, 31-28
29	at USC	FOX	L, 49-14
DECEMBER (0-0)			
30		Music City Bowl (Nashville, Tenn.)	
	vs. #22/23 LSU	ESPN	2:02 p.m.

ON THE AIR



LSU Sports Radio Network

Jim Hawthorne, play-by-play
 Doug Moreau, analyst
 Gordy Rush, sideline



ESPN

Mark Jones, play-by-play
 Rod Gilmore, analyst
 Jessica Mendoza, sideline reporter



SEC Network (Replay)

Dec. 31 at 4:30 a.m. CT
 Jan. 6 at 6 a.m.

BREAKDOWN

LSU

Record 8-4, 4-4 SEC
Ranking 22 AP / 23 Amway Coaches
 23 College Football Playoff
Last Game Nov. 27 in College Station, Texas
 beat Texas A&M, 23-17
Head Coach Les Miles
Career Record 131-49/14th year
LSU Record 103-28/10th year
Miles vs. ND 1-0
vs. Kelly 0-0
LSU vs. ND 5-5



Notre Dame

Record 7-5
Ranking NR AP / NR Amway Coaches
 NR College Football Playoff
Last Game Nov. 29 in Los Angeles, Calif.
 lost to USC, 49-14
Head Coach Brian Kelly
Career Record 215-77-2/24th year
Notre Dame Record 44-20/5th year
vs. LSU 0-0
vs. Miles 0-0



NEXT UP

LSU Set For Classic Matchup With Notre Dame in Music City Bowl

LSU will play in a bowl game for the 15th straight year on Dec. 30 when the 23rd-ranked Tigers face Notre Dame in the Franklin American Mortgage Music City Bowl in Nashville, Tenn. Kickoff between the Tigers and Irish is set for 2:02 p.m. CT from LP Field (67,000) – home of the NFL's Tennessee Titans. LSU will be making its first trip to the Music City Bowl. The game will be broadcast on ESPN with Mark Jones (xpx), Rod Gilmore (analyst) and Jessica Mendoza (sideline) on the call. LSU brings an 8-4 overall mark into the contest as the Tigers are coming off a 23-17 win over Texas A&M in the regular-season finale on Nov. 27. LSU has won at least 8 games in a season for 15 straight years dating back to 2000, which is the longest such streak by any Power 5 conference team. LSU goes into a bowl game coming off a win for the seventh time in 10 years under head coach **Les Miles**. Notre Dame has dropped four straight and stands at 7-5 overall. It's the first meeting between LSU and Notre Dame since a 41-14 Tiger victory in the 2007 Sugar Bowl in New Orleans. LSU goes into the Music City Bowl with one of the top defenses in the country as the Tigers led the rugged SEC in total defense (305.8), No. 2 in scoring defense (16.4) and No. 2 in pass defense (162.3). LSU is allowing only 143.5 rushing yards per game, which ranks No. 7 in the league. Offensively, the Tigers are averaging 27.6 points and 383.4 total yards a contest (219.5 rushing, 163.9 passing). QB **Anthony Jennings** has started 11 of 12 games this year, completing 104-of-213 passes for 1,460 yards, 10 TDs and 7 interceptions. True freshman RB **Leonard Fournette** leads the Tigers with 891 rushing yards and 8 TDs. He's followed by senior **Terrence Magee** (545 yards, 3 TDs) and senior **Kenny Hilliard** (431 yards, 6 TDs). Sophomore **Travin Dural** leads LSU with 37 receptions for 758 yards and 7 TDs. Defensively, junior LB **Kwon Alexander** leads the team with 71 tackles, followed by sophomore LB **Kendell Beckwith** (68 tackles, 6.5 TFL, 2.0 sacks), senior S **Ronald Martin** (66 tackles, 2 ints.) and junior DE **Danielle Hunter** (64 tackles, 12.5 TFL, 1.5 sacks). Junior P **Jamie Keehn** ranks No. 2 in the SEC in punting with an average of 45.0 on 68 punts.

STORYLINES

- **Les Miles** has led LSU to seven 10-plus win seasons during his 10 years at LSU. He's the second-winningest coach in school history with 103 victories.
- LSU is 6-3 in bowl games under head coach **Les Miles**.
- LSU is 45-2 against non-conference opponents under **Les Miles** (since 2005). LSU's only 2 losses during that span came to Penn State in the 2010 Capital One Bowl and Clemson in the 2012 Chick-fil-A Bowl.
- Since **Kendell Beckwith** took over as the starting MLB in game 7 vs. Florida, LSU's defense is allowing 273.8 yards per game (102.7 rushing, 171.2 passing) and 15.2 points a contest.
- LSU's defense gave up 8 touchdowns in regulation over the last 6 games of the season. Of those 8 TDs, only 3 came on drives of 75 yards or more.
- In 71 possessions by the opponent since start of Florida game, LSU's defense has prevented points on 55 of the 71 (77.5 pct.). Of the 71 drives, 39 ended in punts, 6 on turnovers, 4 on downs, 5 at end of half, and 1 on a missed field goal. The other 16 resulted in 9 touchdowns and 7 field goals.
- LSU QB **Anthony Jennings** is 9-3 as a starter. Jennings was 1-0 as a true freshman in 2013, and he's 8-3 this year. Jennings has also directed LSU to four fourth-quarter comebacks during his brief career at LSU.
- LSU is 46-4 under Miles when having a running back rush for 100 yards in a game. **Leonard Fournette** was latest to do it with 146 yards in a 23-17 win over Texas A&M. LSU has won 14 straight games (6 in 2014) when a running back reaches 100 yards in a game.
- With the win over Ole Miss on Oct. 25, LSU has won 24 games in which it trailed in the fourth quarter under **Les Miles**. LSU is 24-24 under Miles when trailing in the fourth quarter. Of the 24 wins, 16 have come against Top 25 teams.
- True freshmen have scored 19 of LSU's 39 offensive touchdowns. And, true freshmen have accounted for 25 of LSU's 39 offensive TDs. QB **Brandon Harris** has accounted for 9 TDs (3 rushing, 6 passing), while RB **Leonard Fournette** has 8, WR **Malachi Dupre** 5, and RB **Darrel Williams** 3.
- LSU played 17 true freshmen during the regular-season, that's the most for any true freshman class under **Les Miles**. The 17 true freshmen have accounted for 26 starts (Godchaux 9, Quinn 7, Fournette 5, Dupre 2, Adams 2, Harris 1).

Music City Bowl Week

25
THURSDAY
Merry Christmas!
No media availability

26
FRIDAY
Practice
5 p.m. - McClendon Practice Facility (Closed)

Miles Radio Show
8 p.m. - TJ Ribs (Acadian)

27
SATURDAY
Depart Baton Rouge
1 p.m.

Arrive Nashville
2:30 p.m.

Road Headquarters:
Gaylord Opryland Resort

Interviews
Coach Miles and selected players available for interviews upon arrival

28
SUNDAY
Practice
2:20 p.m. - Vanderbilt indoor facility (Open for photo op for 15 minutes)

Player Interviews
5:45 p.m. - Gaylord Opryland Resort (exact location TBD)

29
MONDAY
Joint Head Coaches Press Conference
1:30 p.m. - LP Field (Room 134.06)

Practice
2:30 p.m. - Walk-Thru at Vanderbilt indoor facility (closed)

30
TUESDAY
GameDay
LSU vs. Notre Dame
LP Field
Kickoff: 2:02 p.m. • TV: ESPN

Post Game
Coach Miles is available following the game in Room 134.06.

Players will immediately follow in Room 134.06

31
WEDNESDAY
Depart Nashville
11:20 a.m.

Arrive Baton Rouge
12:45 p.m.

LSU Media Services

Les Miles Interviews

Monday Press Luncheon

LSU coach Miles meets with the media each Monday of game week in the press conference room, which is located on the fifth floor of the LSU Athletic Administration Building. Lunch is served at 11:30 a.m. (CT) followed by comments from the Coach Miles at 12:30 p.m. (CT). Media members can park in Lot 104 (formerly Lot F) on campus, which is located off Nicholson Drive in front of the track stadium. A transcript of coach Miles' opening statement as well as the question and answer session can be found on the Internet at www.LSUsports.net.

Listen To Les Miles' Weekly Press Conference

Members of the media can access the audio portion of Coach Miles' Weekly Press Luncheon each Monday starting at 12:10 p.m. CT at www.LSUsports.net/live or over the radio in the Baton Rouge area on 104.5 FM.

SEC Teleconference

The 14 SEC coaches are featured on a weekly teleconference each Wednesday at 10 a.m. (CT) during the regular season. Coach Miles speaks for 10 minutes starting at 10 a.m. Contact the LSU Sports Information Department to obtain the phone number to access the call.

Wednesday Post Practice

Coach Miles meets with the media immediately after practice on Wednesday's during the regular season in the Team Room of the LSU Operations Center. This interview takes place at approximately 6 p.m. each week.

LSU Player Interviews

LSU players are available to the media three times during a typical game week - Mondays, Tuesdays and following the game on Saturday. Interview requests for the Monday and Tuesday media opportunities should be made at least 24 hours in advance and emailed to Michael Bonnette (mbonnet@lsu.edu) and Jake Terry (jterry9@lsu.edu). Members of the media are not permitted to contact players on their cell phones under any circumstance.

Following the Press Luncheon

LSU players will be made available at either 1 p.m. or 2 p.m. (CT) following head coach Les Miles' Press Luncheon each Monday afternoon at the Indoor Football Facility. Requests must be made on (or prior to) the Sunday following the game. Interview start times vary based on weekly schedule.

Post Practice

LSU players are available after practice on Monday and Tuesday by appointment at the Indoor Football Facility. These interviews are held at approximately 6 p.m. on Monday and 6:30 p.m. on Tuesday.

LSU Video Newsfeed

LSU will be distributing video interviews and other highlights via FTP during the 2014 season. A link to download the newsfeed each will be emailed to members of the media each Monday afternoon during the season. Email Michael Bonnette at mbonnet@lsu.edu to be placed on the distribution list.

WHO TO CONTACT

Sports Information Office

(225) 578-8226

Michael Bonnette • Sr. Assoc. AD/Sports Info Director

E-mail: mbonnet@lsu.edu • Twitter: @LSUBonnette

Jake Terry • Associate Sports Information Director

E-mail: jterry9@lsu.edu • Twitter: @LSUJake

Matt Dunaway • Associate Sports Information Director

E-mail: mdunaway@lsu.edu

LSU Director of Digital Media

Todd Politz - tpolitz@lsu.edu

SEC Network

Kevin Wagner - jwagne2@lsu.edu

LSU Television

John Schiebe - jschieb@lsu.edu

David Landry - landryd@lsu.edu

Lee Scioneaux - scioneaux@lsu.edu

LSU Radio

Jim Hawthorne - lsuradio@lsu.edu

LSU Sports Information Mailing Address

LSU Box 25095

Baton Rouge, LA 70803

ON THE INTERNET

www.LSUsports.net/media

The Official Website of LSU Athletics is home to all the football information you need. Schedules, results, rosters, bios, statistics and game notes can be found and are always up to date. The GAMEDAY section, updated daily, has all relevant info for the upcoming game.

<http://media.lsusports.net>

Media can access images for all LSU athletic teams, including action shots, heads shots, logos, etc. To gain access to the high-resolution pictures, email Michael Bonnette. You will be assigned a login and password that will enable you to retrieve pictures. This service is for the media use only.

CollegePressBox.com

Collegepressbox.com is the official media website for SEC Football. Access and download weekly game notes, quotes, statistics, media guides, headshots, logos, flip cards and more for the conference and each of its member schools. Login information will be distributed to accredited media or you can apply for a password by sending an e-mail to password@collegepressbox.com.



LSU Football on Twitter & Facebook

facebook.com/LSUfootball

twitter.com/LSUfball

twitter.com/LSUCoachMiles

twitter.com/LSUMediaAlerts

instagram.com/LSUFootball

LSUsports.net/fancage



THE LES MILES FILE

Born: Nov. 10, 1953

Hometown: Elyria, Ohio

Wife: Kathy

Children: Kathryn "Smacker", Leslie Matthew "Manny", Benjamin, and Macy Grace

College: Michigan, '76

Coaching Experience

1980-81	Assistant Coach	Michigan
1982-86	Assistant Coach	Colorado
1987-94	Assistant Coach	Michigan
1995-97	Assistant Coach	Oklahoma State
1998-00	Assistant Coach	Dallas Cowboys
2001-04	Head Coach	Oklahoma State
2005-pres.	Head Coach	LSU

LES MILES NOTABLES

103-28	Overall Record at LSU
64-7	Record vs. Unranked Teams
62-9	Record in Tiger Stadium
56-24	Record in SEC Regular Season Games
39-21	Record vs. Top 25 Teams
37-16	Record vs. SEC Western Division (Reg. 5)
31-9	Record in SEC Home Games
25-15	Record in SEC Road Games
24	Fourth Quarter/Overtime Comeback Wins For LSU Since 2005
15-16	Record vs. Top 10 Teams
15	Number of wins over coaches who have won a national title *
6-3	Record in Bowl Games
2-1	Record in BCS Bowl Games
1	BCS National Championship
2	SEC Championships

* - Came against Philip Fulmer (twice), Urban Meyer (three times), Larry Coker, Steve Spurrier (three times), Nick Saban (three times), Gene Chizik (twice) and Jim Tressel.

Les Miles

2011 NATIONAL COACH OF THE YEAR • 10TH SEASON

It's called the "Miles Method" and it's the mission of LSU football program under 10th-year head coach Les Miles. The "Miles Method" lays the foundation for the organization and it calls for LSU to run the finest football program in the country, one where players can have an experience that's second to none and gives them every opportunity to compete for championships on the field, earn a degree and grow personally by giving back to the community.

In his 10th year, the "Miles Method" has proved to be a winning formula as the Tigers have won more games than any program in the Southeastern Conference over that span (103), while capturing a pair of SEC titles (2007, 2011), played in nine bowl games, including the BCS National Championship Game twice. LSU won the BCS title in 2007, a year after beating Notre Dame in the Sugar Bowl.

Since Miles took over in 2005, LSU has registered five top 10 finishes with three coming in the top five, won double-figure games seven times, produced 20 first-team All-Americans and had players win 11 national awards. LSU also leads the SEC with 60 NFL Draft picks during that span, which includes 13 first round selections. LSU led the nation with nine NFL Draft picks in 2014, which tied the school record set in 2013.

Miles has climbed to second in school history in career victories with 103, trailing only Charles McClendon, who won 137 games in 18 years with the Tigers. Miles is also the only coach in LSU history to beat Auburn, Florida and

Alabama in same season - and he's done it now three times - and in 2005, he became the only first-year coach in SEC history to lead a team to the league's title game.

In the classroom, 188 football players have earned their degree since Miles took over, and two out of the last three years LSU has ranked No. 2 in the SEC in graduation rates, trailing only Vanderbilt. Under Miles, LSU has produced over 150 players who have earned SEC Academic Honor Roll status.

LSU's community service presence is impactful as football players routinely donate time giving back to the Baton Rouge area through a variety of avenues, including appearances at schools, hospitals and many other charitable causes. It's through these community service ventures that Miles and his team get a better understanding of what it means to wear an LSU uniform and the impact that can be made on those who are less fortunate.

As Miles heads into his 10th season with the Tigers and coming off a recruiting class that was ranked No. 2 in the nation, the foundation for LSU football is stronger than ever. With wins coming at a record-setting pace, graduation rates among the best for any public university in the SEC, and with seven-straight recruiting classes rated among the top 10 in the nation, including the nation's No. 1 group in 2009, Miles and the Tigers continue to solidify their standing as one of the premier programs in college football, setting a standard that has the rest of the nation chasing.

BY THE NUMBERS: LES MILES AT LSU

	2005	2006	2007	2008	2009	2010	2011	2012	2013	2014	TOTALS
vs. Unranked teams	6-0	8-0	5-1	6-2	8-1	6-0	5-0	7-0	6-1	6-2	64-7
vs. Top 25 teams	5-2	3-2	7-1	2-3	1-3	5-2	8-1	3-3	3-2	2-2	39-21
vs. Top 10 teams	2-1	2-2	3-0	1-2	0-3	1-1	3-1	1-2	1-2	1-2	15-16
SEC Regular Season	7-1	6-2	6-2	3-5	5-3	6-2	8-0	6-2	5-3	4-4	56-24
vs. SEC Western Division	5-0	4-1	4-1	2-3	3-2	3-2	5-0	5-1	4-2	2-4	37-16
vs. SEC Eastern Division	2-1	2-1	2-1	1-2	2-1	3-0	3-0	1-1	1-1	2-0	19-8
SEC home games	3-1	4-0	3-1	1-3	3-1	4-0	4-0	3-1	4-0	2-2	31-9
SEC road games	4-0	2-2	3-1	2-2	2-2	2-2	4-0	3-1	1-3	2-2	25-15
All home games	5-1	8-0	6-1	5-3	6-1	7-0	6-0	7-1	7-0	5-2	62-9
All road games	5-0	2-2	4-1	2-2	3-2	2-2	5-0	3-1	1-3	2-2	29-15
Neutral Site games	1-1	1-0	2-0	1-0	0-1	2-0	2-1	0-1	2-0	1-0	12-4
Bowl games	1-0	1-0	1-0	1-0	0-1	1-0	0-1	0-1	1-0	0-0	6-3

THE LES MILES RECORD

YEAR	SCHOOL	OVERALL RECORD	CONF. RECORD	NOTES
2001	Oklahoma State	4-7	2-6	
2002	Oklahoma State	8-5	5-3	Houston Bowl Champions
2003	Oklahoma State	9-4	5-3	
2004	Oklahoma State	7-5	4-4	
2005	LSU	11-2	7-1	No. 5, SEC West Champions
2006	LSU	11-2	6-2	No. 3, Sugar Bowl Champions
2007	LSU *	12-2	6-2	National Champions, SEC Champs
2008	LSU	8-5	3-5	Chick-fil-A Bowl Champions
2009	LSU	9-4	5-3	No. 17, Capital One Bowl
2010	LSU	11-2	6-2	No. 8, Cotton Bowl Champions
2011	LSU	13-1	8-0	No. 2, SEC Champions, BCS
2012	LSU	10-3	6-2	No. 12, Top 10 entire regular season
2013	LSU	10-3	5-3	No. 14, Outback Bowl Champions
2014	LSU	8-4	4-4	
TOTALS (14th year)		131-49	72-40	
LSU Record (10th year)		103-28	56-24	
Oklahoma State Record (four years)		28-21	16-16	

* - SEC and National Champions

TRACKING THE TIGERS

WEEK	AP	COACHES	CFP
Preseason	13	13	--
Week 2 (9/2)	12	12	--
Week 3 (9/7)	10	9	--
Week 4 (9/14)	8	8	--
Week 5 (9/21)	17	18	--
Week 6 (9/28)	15	15	--
Week 7 (10/5)	RV	RV	--
Week 8 (10/12)	RV	RV	--
Week 9 (10/19)	24	23	--
Week 10 (10/26)	16	17	19
Week 11 (11/2)	14	15	16
Week 12 (11/9)	20	20	17
Week 13 (11/16)	RV	RV	NR
Week 14 (11/23)	RV	RV	NR
Week 15 (11/30)	23	24	24
Week 16 (12/7)	22	23	23

ASSOCIATED PRESS POLL

RK.	TEAM	REC.	POINTS
1.	Alabama (27)	12-1	1452
2.	Florida State (25)	13-0	1436
3.	Oregon (8)	12-1	1426
4.	Baylor	11-1	1265
5.	Ohio State	12-1	1262
6.	TCU	11-1	1257
7.	Michigan State	10-2	1105
8.	Mississippi State	10-2	1070
9.	Ole Miss	9-3	976
10.	Georgia Tech	10-3	876
11.	Kansas State	9-3	875
12.	Arizona	10-3	819
13.	Georgia	9-3	745
14.	UCLA	9-3	663
15.	Arizona State	9-3	602
16.	Missouri	10-3	599
17.	Wisconsin	10-3	542
18.	Clemson	9-3	509
19.	Auburn	8-4	450
20.	Louisville	9-3	406
21.	Boise State	11-2	368
22.	LSU	8-4	221
23.	Utah	8-4	134
24.	USC	8-4	112
25.	Nebraska	9-3	79

AMWAY COACHES POLL

RK.	TEAM	REC.	POINTS
1.	Alabama (28)	12-1	1486
2.	Florida State (25)	13-0	1450
3.	Oregon (7)	12-1	1439
4.	Ohio State	12-1	1307
5.	Baylor	11-1	1277
6.	TCU (1)	11-1	1276
7.	Michigan State	10-2	1143
8.	Mississippi State	10-2	1079
9.	Georgia Tech	10-3	922
10.	Kansas State	9-3	915
11.	Arizona	10-3	903
12.	Ole Miss	9-3	882
13.	Georgia	9-3	759
14.	Missouri	10-3	676
15.	UCLA	9-3	661
16.	Arizona State	9-3	599
17.	Wisconsin	10-3	566
18.	Clemson	9-3	518
19.	Auburn	8-4	395
20.	Louisville	9-3	381
21.	Boise State	11-2	325
22.	Nebraska	9-3	200
23.	LSU	8-4	173
24.	Oklahoma	8-4	100
25.	Utah	8-4	72

GAMECENTER

Date/Time: Tuesday, December 30 at 2:02 p.m. CT

Location: Nashville, Tenn. – LP Field (67,000)

Television: ESPN/www.WatchESPN.com

Radio: LSU Sports Radio Network - 98.1 FM in Baton Rouge
Sirius Satellite Radio - ch. 83; XM Radio - ch. 83

Series Record: Tied 5-5

Series Notes:

LSU and Notre Dame play for the 11th time when the teams meet on Dec. 30 in the Music City Bowl in Nashville ... The teams last met on Jan. 3, 2007 in the Allstate Sugar Bowl in New Orleans ... LSU won that game 41-14 to tie the series at 5-5 ... LSU-Notre Dame series dates back to 1970 when the second-ranked Irish posted a 3-0 win over sixth-ranked LSU in South Bend ... A year later, the 14th-ranked Tigers evened the score with a 28-8 victory over seventh-ranked Notre Dame in Baton Rouge in a game televised to a national audience by ABC ... The 2007 Sugar Bowl matchup was the first meeting between the teams since 1998 when the Irish held off the Tigers, 39-36, in South Bend ... It will also mark the third time the teams have played in a bowl game ... The first time the teams met in a bowl contest came in the 1997 Independence Bowl when LSU beat Notre Dame, 27-9, in a re-match from a game played a month earlier in Baton Rouge ... LSU is 2-2 vs. Notre Dame in games played in Baton Rouge, 1-3 against the Irish in games played in South Bend and 2-0 in games played at a neutral site ... **Les Miles** is 1-0 against the Fighting Irish in his career.

NOTEBOOK

LSU Makes Its 46th Bowl Appearance

LSU will be making its 46th bowl appearance when the Tigers lineup against Notre Dame in the Music City Bowl. The 46 bowl appearances ranks eighth nationally and fourth in the SEC behind Alabama (62), Tennessee (50), and Georgia (50). LSU is 23-21-1 all-time in bowl games, which includes a 6-3 record under **Les Miles**.

Tigers Have Won 23 Bowl Games

LSU goes into the Music City Bowl with 23 bowl victories to its credit. The 23 bowl wins is tied for ninth all-time. LSU coach **Les Miles** is 6-3 in bowl games which makes him the second-winningest coach in school history in terms of bowl victories. Charles McClendon, who coached the Tigers for 18 years, won seven bowl games in 13 tries from 1962-79.

Tigers Making School-Record 15th Straight Bowl Appearance

LSU will be making its school-record 15th consecutive appearance in a bowl game when the Tigers face Notre Dame. The 15 straight bowl appearances by the Tigers ranks as the nation's fifth-longest active streak. Virginia Tech leads the way with 22, followed by Georgia Tech and Georgia (18), Oklahoma (16) and LSU (15).

Tigers Are 11-4 In Neutral Sites Games Under Miles; 13 of 15 Neutral Games Played In Domed Stadiums

LSU goes into the Notre Dame with an 11-4 neutral site record under **Les Miles**. The Tigers have won three straight neutral site games, which includes a 28-24 win over Wisconsin in Houston, Texas (NRG Stadium) in this year's season-opener. Of the 15 neutral site games LSU has played under Miles, only two have come outdoors – 2010 Capital One Bowl vs. Penn State (lost, 19-17); 2014 Outback Bowl vs. Iowa (won, 21-14). The Notre Dame contest will be the third neutral site game played outdoors for LSU under Miles. LSU has outscored its opponents 451-293 in the 15 games, and the Tigers have scored 40 or more points five times and 30 or more points nine times.

LSU Pushes Streak to 15 Consecutive Seasons of 8 Wins or More

With a victory over Texas A&M, LSU has won at least eight games for a school-record 15 consecutive years. The 15 years with at least eight wins is second nationally behind Boise State's 16 straight seasons. LSU's streak of season with at least eight wins dates back to 2000 when first-year coach Nick Saban led the Tigers to an 8-4 record, which was capped with a 28-14 victory over Georgia Tech in the Peach Bowl. LSU has won at least eight games in 10 seasons under **Les Miles**, and the Tigers have finished with 10 wins or more in seven of 10 seasons.

A Rarity: Music City Bowl Is Only The Seventh Game LSU Has Played On A Tuesday

It will be the seventh time LSU has played a game on a Tuesday when the Tigers take on Notre Dame in the Music City Bowl On Dec. 30. LSU is 3-3 all-time in Tuesday games. The last time LSU played on a Tuesday was Jan. 1, 2002 when the Tigers beat Illinois in the Sugar Bowl 47-34. Tuesday ranks as the rarest gameday for the Tigers. Sunday is second with 14, followed by Wednesday with 15.

Youth Movement: True Freshmen Have Scored 19 of 39 Offensive Touchdowns

Through 12 games this season LSU's underclassmen on offense have led the Tigers in scoring. True freshmen have scored 19 of the team's 37 offensive touchdowns led by RB **Leonard Fournette** (8 rushing TDs), WR **Malachi Dupre** (5 receiving TDs), QB **Brandon Harris** (3 rushing) and RB **Darrel Williams** (3 rushing). Even more impressive is that 28 of LSU's 39 offensive touchdowns have been scored by freshmen or sophomores with So. WR **Travin Dural** hauling in 7 TD receptions and redshirt freshman WR **John Diarse** with 2 TD receptions.

- The most touchdowns scored by true freshmen in a season at LSU is 26 in 1982 when RB Dalton Hilliard scored 16, RB Garry James posted 9 and QB Jeff Wickersham had 1.

Leonard Fournette Gains Most Rushing Yards in a Game by an LSU True Freshman Since 2003

LSU running back **Leonard Fournette** had a breakout game at Florida on Oct. 11 to earn SEC Co-Freshman of the Week honors. In his first career start, Fournette rushed for a career-best 140 yards and a pair of touchdowns on 27 carries to help LSU beat Florida, 30-27. His 140 rushing yards were the most by an LSU true freshman since 2003 when Justin

Vincent ran for 201 yards in the SEC Championship Game against Georgia. Fournette's 27 carries were the most by an LSU true freshman since Jeremy Hill had 29 (for 107 yards) versus Alabama on Nov. 3, 2012. Fournette topped his season high with 146 rushing yards at Texas A&M in the regular-season finale. He sits in third place for most rushing yards in a season by an LSU freshman, and he needs 111 yards in the Music City Bowl against Notre Dame to surpass Justin Vincent for first.

LSU Freshman Rushing Yards In A Season Top 10

Player	Year	Yards
1. Justin Vincent	2003	1,001
2. Dalton Hilliard	1982	901
3. Leonard Fournette	2014	891
4. Kevin Faulk	1995	852
5. Jeremy Hill	2012	755
6. Garry James	1982	710
7. Harvey Williams	1986	700
8. LaBrandon Toefield (RS)	2000	682
9. Rondell Mealey (RS)	1996	603
10. Kendall Cleveland (RS)	1995	562

Miles Third Quickest To Reach 100 Wins in SEC History

There have been 18 coaches to win 100 games at an SEC institution in the history of the league. LSU coach **Les Miles** was the latest to join that list, winning No. 100 on Oct. 11 against Florida in Gainesville. Miles needed just 126 games to reach 100 wins, making him the third-fastest coach in SEC history to get to 100 victories. Steve Spurrier was the quickest to 100, needing only 120 games at Florida to do so. Robert Neyland from Tennessee was the second-fastest to 100 wins in SEC history, doing it in 121 contests. The following is a look at the SEC coaches who have won 100 games as a head coach at an SEC institution and the number of games it took them to reach the milestone:

Coach	School	No. of Games Needed to Reach 100 Wins
Steve Spurrier	Florida/South Carolina	120
Robert Neyland	Tennessee	121
Les Miles	LSU	126
Phil Fulmer	Tennessee	128
Nick Saban	LSU/Alabama	128
Frank Thomas	Alabama	131
Dan McGugin	Vanderbilt	132
Johnny Vaught	Ole Miss	135
Mark Richt	Georgia	136
Mike Donahue	Auburn/LSU	140
Bear Bryant	Kentucky/Alabama	141
Shug Jordan	Auburn	141
Charles McClendon	LSU	141

Travin Dural: LSU's Explosive Playmaker

Sophomore wide receiver **Travin Dural** has shown in the 2014 season that he is one of the most explosive players in the country. Dural has caught 37 passes for 758 yards and seven touchdowns this season for an average of 20.5 yards per reception, a figure that ranks sixth nationally.

- Of his 44 career catches, 35 have resulted in either a first down or touchdown, including 28-of-37 catches in 2014.
- He currently ranks fifth in the SEC with seven touchdown receptions.
- Dural is sixth in the league in receiving yards (758) and ninth in the SEC with 63.2 receiving yards per game.
- Dural is tied for first nationally with one reception of 90-plus yards, tied for first with two receptions of 80-plus yards, tied for sixth with two receptions of 70-plus yards and tied for 16th nationally with six receptions of 40-plus yards.
- His 94-yard touchdown reception on the first play from scrimmage for LSU against Sam Houston State on Sept. 6 is a school record, breaking the previous long pass of 82 yards by Steve Ensminger to Carlos Carson in 1978 versus Georgia. The 94-yard TD pass tied LSU's longest offensive play from scrimmage as well as it matched a 94-yard rushing touchdown by Sal Nicolo at Rice on Oct. 4, 1952 and a 94-yard run by Jesse Fatheree at Georgia on Nov. 16, 1935.
- His 80-yard TD reception against Wisconsin in the opener ranks as the fourth-longest passing play in LSU history.
- He is only the second LSU player in history to score a touchdown on his first three receptions in a game. Dural caught three balls for three TDs against Sam Houston State. Carlos Carson had five catches for five TDs against Rice in 1977.
- Against Wisconsin, Dural became the first Tiger to go over 100 receiving yards in his first career start since Dwayne Bowe hauled in five catches for 103 yards and one touchdown in his first start against Oregon State on Sept. 4, 2004.
- He is the first LSU receiver to record at least three 100-yard receiving games in the first four games of a season since Michael Clayton in 2003.

Colby Delahoussaye Ranks Second in LSU Career FG Percentage

Placekicker **Colby Delahoussaye** is ranked second in LSU history for career field goal percentage. He has booted 24-of-29 field goals for a .828 percentage. He is 11-of-15 in field goal attempts in 2014, including the game-winning 50-yard attempt at Florida. It is the first game-winning field goal for LSU since Drew Alleman kicked one in overtime against Alabama in the "Game of the Century" in 2011. Last year as a freshman, Delahoussaye shattered the LSU record for most consecutive field goals to start a career by converting his first nine attempts. The previous record was seven straight by David Brownlyke in 1986.

COLLEGE FOOTBALL PLAYOFFS POLL

RANK	TEAM	RECORD
1.	Alabama	12-1
2.	Oregon	12-1
3.	Florida State	13-0
4.	Ohio State	12-1
5.	Baylor	11-1
6.	TCU	11-1
7.	Mississippi State	10-2
8.	Michigan State	10-2
9.	Ole Miss	9-3
10.	Arizona	10-3
11.	Kansas State	9-3
12.	Georgia Tech	10-3
13.	Georgia	9-3
14.	UCLA	9-3
15.	Arizona State	9-3
16.	Missouri	10-3
17.	Clemson	9-3
18.	Wisconsin	10-3
19.	Auburn	8-4
20.	Boise State	11-2
21.	Louisville	9-3
22.	Utah	8-4
23.	LSU	8-4
24.	USC	8-4
25.	Minnesota	8-4

TIGER TRENDS

	2014	Miles
August	1-0	4-0
September	3-1	35-4
October	3-1	28-9
November	1-2	28-11
December-January	0-0	8-4
LSU's Conference Record...		
at home	2-2	31-9
on the road	2-2	25-15
LSU's Non-Conference Record...		
at home	3-0	31-0
on the road	0-0	4-0
neutral	1-0	11-4
LSU vs. Ranked Opponents...		
at home	1-1	16-6
on the road	0-1	12-11
neutral	1-0	11-4
LSU's Record in Games...		
decided by 7 pts or less	3-2	34-15
decided by 3 pts or less	2-0	12-8
Away/neutral during day	0-0	16-11
Away/neutral at night	3-2	26-8
Home during day	0-0	15-4
Home at night	5-2	46-5
LSU's Record When Scoring...		
less than 20 points	1-3	8-15
20+ points	7-1	95-13
30+ points	5-0	71-5
LSU's Record When Allowing...		
14 or fewer points	7-0	61-3
24 or fewer points	7-2	89-11
25+ points	1-2	14-17
LSU's Record When...		
Leading after the 1st qtr	4-1	70-7
Trailing after the 1st qtr	4-3	17-18
Tied after the 1st qtr	0-0	16-3
Leading at halftime	5-0	80-7
Trailing at halftime	3-4	21-18
Tied at halftime	0-0	2-3
Leading after the 3rd qtr	6-0	84-6
Trailing after the 3rd qtr	2-3	16-20
Tied after the 3rd qtr	0-1	3-2
LSU's Record With...		
less than 300 yds total offense	0-4	10-17
300+ yards total offense	8-0	93-11
400+ yards total offense	7-1	49-6
500+ yards total offense	2-0	13-0
600+ yards total offense	0-0	1-0
less than 100 yards rush	0-2	5-17
100+ yards rushing	8-2	98-11
150+ yards rushing	7-1	82-6
200+ yards rushing	6-0	45-3
250+ yards rushing	5-0	23-1
less than 200 yards pass	5-3	46-16
200+ yards passing	3-1	57-12
300+ yards passing	0-1	9-3
350+ yards passing	0-0	2-1
400+ yards passing	0-0	0-0
LSU's Record When Allowing...		
less than 200 total yards	1-0	23-1
less than 300 total yards	5-1	72-5
less than 400 total yards	8-2	91-15
400+ yards total offense	0-2	12-13
less than 100 yards rush	4-1	59-5
100+ yards rush	4-3	44-23
less than 200 yards pass	8-1	72-10
less than 300 yards pass	8-4	95-24
300+ yards pass	0-0	8-4

Delahoussaye Adds Game-Winning Field Goal to Impressive Résumé

Colby Delahoussaye booted a 50-yard field goal to win the game at Florida on Oct. 11. Not only did his field goal with three seconds left on the clock give the Tigers a 30-27 triumph, it was also a career-long kick for the sophomore. Here is a look at LSU's game-winning field goals since 1941. Note: for this purpose a field goal is classified as a "game winner" if it served as the last points of a game and if it came within the final two minutes of the contest or in overtime:

Date	Placekicker	Game-winning FG	Result
10/11/2014	Colby Delahoussaye	50-yarder with 0:03 left in 4th quarter at Florida	W, 30-27
11/5/2011	Drew Alleman	25-yarder in OT at #2 Alabama	W, 9-6 OT
11/28/2009	Josh Jasper	36-yarder in OT vs. Arkansas	W, 33-30 OT
11/18/2006	Colt David	26-yarder in OT vs. Ole Miss	W, 23-20 OT
10/22/2005	Chris Jackson	30-yarder in OT vs. #16 Auburn	W, 20-17 OT
9/11/1993	Andre' Lafleur	26-yarder with 0:10 left in 4th quarter at Mississippi State	W, 18-16
11/5/1988	David Browndyke	34-yarder with 0:28 left in 4th quarter at #18 Alabama	W, 19-18
9/20/1980	David Johnston	17-yarder with 0:35 left in 4th quarter vs. Colorado	W, 23-20
10/25/1941	Bernie Lipkis	22-yarder with 0:04 left in 4th Qtr vs. Florida	W, 10-7

Anthony Jennings Is Only The Seventh LSU Quarterback Since 1960 To Rush For 100 Yards In A Game

Sophomore quarterback **Anthony Jennings** rushed for 119 yards on 14 carries at Texas A&M, becoming only the seventh LSU QB since 1960 to reach the century mark on the ground. His 119 yards rank third among the list of LSU QBs to reach 100 yards rushing in a game. Below is a list of the six other LSU quarterbacks to accomplish the feat:

Date	Player	Rushing Yards	Opponent	Result
11/27/2014	Anthony Jennings	119	at Texas A&M	W, 23-17
10/2/2010	Jordan Jefferson	100	Tennessee	W, 16-14
10/18/1997	Herb Tyler	101	Ole Miss	L, 36-21
9/14/1974	Carl Otis Trimble	133	Colorado	W, 42-14
9/25/1971	Paul Lyons	139	at Wisconsin	W, 38-28
10/16/1965	Nelson Stokley	118	Kentucky	W, 31-21
11/25/1961	Lynn Amedee	114	Tulane	W, 62-0

Anthony Jennings Orchestrates Three Fourth-Quarter Comebacks in 2014; Has Four In His Career

Sophomore quarterback **Anthony Jennings** is 9-3 as a starter at LSU, and four of his wins have been the result of a fourth-quarter comeback. In 2013, Jennings led LSU to a comeback victory against Arkansas in the regular season finale. Making only his second career start to open the 2014 season, Jennings calmly led LSU to a 28-24 victory after facing an 11-point fourth-quarter deficit to Wisconsin. He also guided the Tigers to a 30-27 win at The Swamp against Florida, and he most recently drove LSU 95 yards midway through the fourth quarter to give LSU a 10-7 win against Ole Miss. Since 2000, Jennings is the only LSU quarterback to lead the Tigers on two game-winning fourth-quarter drives covering 90 or more yards (99 vs. Arkansas in 2013, 95 vs. Ole Miss in 2014).

Anthony Jennings Among Nation's Leaders in Game-Winning Drives

Sophomore quarterback **Anthony Jennings** has engineered four game-winning drives in his young career to rank 11th nationally among current quarterbacks. Below is a list of quarterbacks who lead the nation in game-winning drives:

Rank	Name	School	No. of Game-Winning Drives in Career
1.	Pete Thomas	Colorado State/NC State/ULM	7
	Shane Carden	East Carolina	7
	Gary Nova	Rutgers	7
4.	Quinn Kaheler	San Diego State	6
	Garrett Grayson	Colorado State	6
	Braxton Miller	Ohio State	6
7.	Keenan Reynolds	Navy	5
	Taylor Kelly	Arizona State	5
	Nick Marshall	Auburn	5
	Jameis Winston	Florida State	5
11.	Anthony Jennings	LSU	4 (2013: vs. Ark; 2014: vs. Wisc., at UF, vs. OM)
	Christian Hackenberg	Penn State	4
	Bo Wallace	Ole Miss	4
	Cody Fajardo	Nevada	4

Terrence Magee Pulled Off a Rarity Against Kentucky: Led LSU in Rushing AND Receiving Yards

Terrence Magee became only the third LSU player since 1990 to lead the Tigers in both rushing and receiving yards in the same game when he ran for 127 yards and two touchdowns on nine carries and finished with 44 receiving yards on three catches to lead LSU against Kentucky on Oct. 18. The only other players to lead LSU in rushing and receiving yards in the same game were Joseph Addai against Alabama in 2004 and Harvey Williams against Alabama in 1990. Magee added 49 return yards on the opening kickoff against the Wildcats to finish with a career-best 220 all-purpose yards. Magee led the team in receiving again with two catches for 45 yards against Ole Miss.

Player	Rush Yds (No.)	Rec. Yds (No.)	Date	Opponent	Result
Terrence Magee	127 (9)	44 (3)	10/18/2014	Kentucky	W, 41-3
Joseph Addai	99 (12)	46 (3)	11/13/2004	Alabama	W, 26-10
Harvey Williams	54 (16)	34 (2)	11/10/1990	at Alabama	L, 24-3

Danielle Hunter Records Most Tackles By An LSU D-Lineman In A Game Since 1996

Junior defensive end **Danielle Hunter** had a career night at Auburn on Oct. 4. Hunter shattered his career high with 12 tackles, including seven solo, with 0.5 tackles for a loss. It was the first time an LSU defensive lineman recorded double-digit tackles in a game since Glenn Dorsey had 11 (3 solo) vs. Ole Miss on Nov. 18, 2006. Hunter's seven solo tackles are the most by an LSU d-lineman in a game since Marcus Spears had eight at Arkansas on Nov. 26, 2004. Hunter's 12 total tackles are the most by an LSU defensive lineman since Chuck Wiley had 12 (11 solo) against Tulane on Nov. 23, 1996. The last time an LSU defensive lineman had more than 12 tackles in a game was Wiley when he produced 20 (14 solo) at Kentucky on Oct. 14, 1995. Hunter ranks fourth on the team with 64 tackles, and he leads LSU and ranks 10th in the SEC with 12.0 tackles for a loss this season. Here is a list of defensive linemen with double-digit tackles under **Les Miles** (since 2005):

Player	Tackles (solo)	Opponent	Date	Result
Danielle Hunter	12 (7)	at #5 Auburn	Oct. 4, 2014	L, 41-7
Glenn Dorsey	11 (3)	Ole Miss	Nov. 18, 2006	W, 23-20 OT
Kyle Williams	11 (5)	at #4 Alabama	Nov. 12, 2005	W, 16-13 OT
Claude Wroten	10 (6)	at Mississippi State	Oct. 1, 2005	W, 37-7

LSU Defense: The SEC's No. 1 Ranked Team In Total Defense

LSU finished the regular season as the SEC's top-ranked team in total defense. The Tigers give up 305.8 yards per contest to rank No. 1 in the league and No. 8 nationally.

- In addition, LSU has only allowed an average of 162.3 yards per game through the air, a figure that ranks second in the Southeastern Conference and fourth nationally.
- The Tigers rank first nationally in pass defense efficiency with a rating of 98.7, and LSU has the lowest pass completion percentage by opposing team's in the SEC. The Tigers have only allowed 50.4 percent of passes (181-of-359) to be completed this season.
- LSU is fourth in the league in fumble recoveries with 10.
- LSU is third in the SEC and 15th nationally in third down defense. Opponents have converted only 33.3 percent of third downs (60-of-180).
- The Tigers are second in the SEC and third nationally in scoring defense at 16.4 points per game.
- LSU ranks 18th nationally in three-and-out defense. The Tigers average 4.67 defensive three-and-outs per game with 56 three-and-outs forced on 155 drives (36.1 percent).
- LSU held Kentucky to three points. It's the fewest points the Tigers have surrendered to an SEC opponent since Nov. 19, 2011 when LSU beat Ole Miss 52-3.
- LSU limited Ole Miss to its fewest passing yards (176), total yards (313) and points (7) of the season.
- The Tigers held Arkansas to its lowest total offense of the season with 264 yards.
- LSU's shutouts against Sam Houston St. and ULM give the Tigers 258 all-time (including 8 ties) and 8 under **Les Miles**.
- LSU did not allow ULM to gain a first down by rushing. That's the first time the Tigers have accomplished the feat since Sept. 14, 2002 vs. Miami (Ohio).
- LSU only allowed six first downs by ULM, the lowest total since allowing six against Northwestern State on Sept. 10, 2011. The last time an LSU defense allowed less than six was Sept. 12, 1997 when Arkansas State only had five.
- LSU's seven sacks against Sam Houston State are the most in a game since Nov. 3, 2007 at Alabama when the Tigers recorded seven. The last time LSU had more than seven in a game was Nov. 19, 1994 when LSU had nine vs. Tulane.
- In the opener, LSU held Wisconsin to 8-for-24 passing for 50 yards, no touchdowns and two interceptions. It is the first time LSU allowed 50 or fewer passing yards since Nov. 19, 2011 when the Tigers limited Ole Miss to 47 passing yards, and it ranks as the second-fewest total allowed since Sept. 11, 1999 when North Texas only had 10 yards passing.
- LSU only allowed 2.1 yards per pass attempt (50 yards on 24 attempts) against the Badgers, and that figure ranks as the lowest allowed during the Les Miles era at LSU and third lowest by the Tigers dating back to 1992.

Here are the three games with the lowest yards per pass attempt allowed since 1992:

Yds/Pass Attempt Avg.	Passing Comp.-Att., Yds.	Opponent
0.6	3-16, 10 yards	vs. North Texas on Sept. 11, 1999
2.0	8-26, 53 yards	vs. Louisiana-Lafayette on Oct. 5, 2002
2.1	8-24, 50 yards	vs. Wisconsin on Aug. 30, 2014

Shutdown Defense Against ULM: Warhawks' Longest Play from Scrimmage Was 12 Yards

ULM's longest play from scrimmage against the LSU defense on Sept. 13 was a pass for a gain of 12 yards. That is the shortest "long pass" play by an LSU opponent since Nov. 27, 1993 when Arkansas' longest completion was 10 yards. It is also the first time that LSU did not allow a play from scrimmage of more than 12 yards since Nov. 13, 1971 when Mississippi State's longest play was a 12-yard pass. ULM's longest rush was a gain of six yards, the "shortest long" rush against LSU since the Tigers held Tulane to a long run of five yards on Nov. 20, 1976.

LSU Records Back-to-Back Shutouts for First Time Since 1985

After beating Sam Houston State 56-0 and ULM 31-0, it marked the first time LSU has shut out opponents in back-to-back games since 1985 when the Tigers defeated Kentucky 10-0 on Oct. 19 and beat Ole Miss 14-0 on Nov. 2. Starting early in the third quarter against Wisconsin, LSU had a scoreless streak that amounted to 147 minutes and 24 seconds of game action, the longest such streak since 1962-63 when LSU held opponents scoreless for 169:00 of action starting at 4:30 in the first quarter against Tulane on Nov. 24, 1962 and lasting until 0:30 left in the fourth quarter against Texas A&M on Sept. 21, 1963. LSU's scoreless streak this season was the most in the same season since 1962 when the LSU defense held opponents scoreless for 195:24 that spanned the first quarter of the game against Miami on Oct. 13 and lasted through the second quarter of the Ole Miss game on Nov. 3.

INDIVIDUAL HONORS

Jamal Adams • 33 • S

Freshman All-America First Team (247Sports, Scout, ESPN, Sporting News)
All-SEC Freshman Team (Coaches)

Kwon Alexander • 4 • LB

All-SEC First Team (ESPN)
All-SEC Second Team (AP)

Vadal Alexander • 74 • OG

All-SEC Second Team (Coaches)
All-SEC Honorable Mention (AP)
Outland Trophy Watch List
SEC Offensive Lineman of the Week (at Florida)

Kendell Beckwith • 52 • LB

SEC Defensive Player of the Week (vs. Ole Miss)

La'el Collins • 70 • OT

Jacobs Blocking Trophy
All-America Second Team (USA Today, AP, Sports Illustrated)
All-SEC First Team (AP, Coaches, ESPN)
Lombardi Award Watch List
Outland Trophy Watch List
Senior CLASS Award Candidate

Colby Delahoussaye • 42 • PK

Groza Award Watch List

Malachi Dupre • 15 • WR

All-SEC Freshman Team (Coaches)

Travin Dural • 83 • WR

Biletnikoff Award Watch List

Hoko Fanaika • 69 • OG

SEC Community Service Team Player of the Week (Oct. 7)

Reid Ferguson • 50 • SNP

Phil Steele All-America Second Team

Leonard Fournette • 7 • RB/RS

All-SEC Freshman Team (Coaches)
Athlon National Freshman of the Week (Week 9 vs. Ole Miss)
SEC Freshman of the Week (at Texas A&M)
SEC Freshman of the Week (vs. Ole Miss)
SEC Co-Freshman of the Week (at Florida)
Hornung Award Honor Roll (Week 3 vs. ULM)

Brandon Harris • 6 • QB

SEC Freshman of the Week (vs. New Mexico State)

Jamie Keehn • 38 • P

All-SEC Second Team (Coaches)

Terrence Magee • 18 • RB

Doak Walker Award Watch List

Ronald Martin • 26 • S

All-SEC Second Team (AP)
Jim Thorpe Award Semifinalist

Jalen Mills • 28 • S

Lott IMPACT Trophy Watch List

Elliott Porter • 55 • C

Rimington Trophy Watch List

Tre'Davious White • 16 • CB

Thorpe Award Watch List
Preseason Sports Illustrated All-America Second Team
Preseason Athlon Sports All-America Third Team

LSU VS. TOP 25 UNDER LES MILES (39-21)

2005 (5-2)

Opponent	LSU Rank	Results
at #15 Arizona State	#5	W, 35-31
#10 Tennessee	#4	L, 30-27 OT
#11 Florida	#10	W, 21-17
#17 Auburn	#7	W, 20-17 OT
at #3 Alabama	#5	W, 16-13 OT
#13 Georgia	#3	L, 34-14 in SECCG
#10 Miami	#9	W, 40-3 in Peach Bowl

2006 (3-2)

Opponent	LSU Rank	Results
at #3 Auburn	#6	L, 7-3
at #5 Florida	#9	L, 23-10
at #8 Tennessee	#13	W, 28-24
at #5 Arkansas	#9	W, 31-26
#11 Notre Dame	#4	W, 41-14 in Sugar Bowl

2007 (7-1)

Opponent	LSU Rank	Results
#9 Virginia Tech	#2	W, 48-7
#12 South Carolina	#2	W, 28-16
#7 Florida	#1	W, 28-24
at #17 Kentucky	#1	L, 40-37 OT
#18 Auburn	#5	W, 30-24
at #17 Alabama	#17	W, 41-34
#14 Tennessee	#5	W, 21-14 in SECCG
#1 Ohio State	#2	W, 38-24 in BCS Game

2008 (2-3)

Opponent	LSU Rank	Results
at #9/10 Auburn	#6	W, 26-21
at #11 Florida	#3	L, 51-21
#9 Georgia	#11	L, 52-38
#1 Alabama	#15	L, 27-21 OT
#14 Georgia Tech	NR	W, 38-3 in Chick-fil-A Bowl

2009 (1-3)

Opponent	LSU Rank	Results
at #18/14 Georgia	#4	W, 20-13
#1 Florida	#4	L, 13-3
#3 Alabama	#9	L, 24-15
#11/9 Penn State	#13	L, 19-17 in Capital One Bowl

2010 (5-2)

Opponent	LSU Rank	Results
#18 North Carolina	#21/16	W, 30-24
#22/21 West Virginia	#15/12	W, 20-14
at #14/12 Florida	#12/9	W, 33-29
at #5 Auburn	#6	L, 24-17
#5 Alabama	#12/11	W, 24-21
at #12 Arkansas	#6	L, 31-23
#18 Texas A&M	#11	W, 41-24 in Cotton Bowl

2011 (8-1)

Opponent	LSU Rank	Results
#3 Oregon	#4	W, 40-27
at #25 Mississippi State	#3	W, 19-6
at #16 West Virginia	#2/3	W, 47-21
#17/18 Florida	#1/2	W, 41-11
#19/23 Auburn	#1/2	W, 45-10
#2 Alabama	#1	W, 9-6
#3 Arkansas	#1	W, 41-17
#12/14 Georgia	#1	W, 42-10 in SECCG
#2 Alabama	#1	L, 21-0 in BCS Game

2012 (3-3)

Opponent	LSU Rank	Results
at #10/11 Florida	#4/3	L, 14-6
#3 South Carolina	#9/8	W, 23-21
at #20/19 Texas A&M	#6	W, 24-19
#1 Alabama	#5	L, 21-17
#22/23 Miss. State	#9/8/7	W, 37-17
#14/13 Clemson	#9/7	L, 24-25

2013 (3-2)

Opponent	LSU Rank	Results
vs. #20 TCU	#12/13	W, 37-27
at #9/10 Georgia	#6	L, 44-41
#17 Florida	#10/11	W, 17-6
at #1 Alabama	#10/12	L, 38-17
#9/10 Texas A&M	#18/19	W, 34-10

2014 (2-1)

Opponent	LSU Rank	Results
vs. #14 Wisconsin	#13/13	W, 28-24
at #5 Auburn	#15/15	L, 41-7
vs. #3 Ole Miss	#24/23	W, 10-7
vs. #4/4/5 Alabama	#14/15/16	L, 20-13 (OT)

LSU's back-to-back shutouts were the first since...

- LSU recorded two straight shutouts at home since 1941 when the Tigers tied Mississippi State 0-0 on Oct. 11 and beat Rice 27-0 on Oct. 18.
- LSU had back-to-back shutouts in the same venue since the 1958 season in Tulane Stadium when the Tigers defeated Tulane 62-0 on Nov. 22 and beat Clemson 7-0 in the Sugar Bowl on Jan. 1, 1959.
- LSU earned wins in two straight shutouts in Tiger Stadium: Nov. 30, 1940 in a 14-0 win versus Tulane and Sept. 20, 1941 in a 25-0 victory against Louisiana Tech.
- LSU posted back-to-back shutout wins at Tiger Stadium in the same season since 1940: Oct. 19 vs. Mercer (40-0) and Oct. 26 vs. Vanderbilt (7-0).

LSU Has 24 Fourth-Quarter Comebacks Under Les Miles

LSU has won 24 games under **Les Miles** despite trailing in the fourth quarter, including three games this season - the season opener against Wisconsin, at Florida and vs. Ole Miss. Of the 24 wins, 16 have come against Top 25 teams. The following is a look at LSU's fourth quarter comebacks under Miles, how many points the Tigers had to overcome in the final frame to win and the quarterback who engineered the comeback:

Year	Opponent	Situation	Results	QB
2005	at Arizona State	scored TD with 1:13 left (LSU trailed 17-7 entering 4Q; LSU scored 28 4Q points)	W, 35-31	Russell
2005	Florida	scored TD with 12:35 left (LSU trailed 17-14 in 4Q)	W, 21-17	Russell
2005	Auburn	kicked FG with 1:40 left to force OT (LSU trailed 17-14 with less than 5 minutes to play)	W, 20-17	Russell
2006	at Tennessee	scored TD with 9 seconds left (LSU trailed 24-21 with less than 8 minutes left in 4Q)	W, 28-21	Russell
2006	Ole Miss	scored TD with 14 sec. left to force OT (LSU trailed 20-7 with less than 9 minutes left in 4Q)	W, 23-20 OT	Russell
2007	Florida	scored TD with 1:06 left (LSU trailed 24-14 to start 4Q)	W, 28-24	Flynn
2007	Auburn	scored TD with :01 left (LSU trailed 24-23 with 3:12 left in the 4Q)	W, 30-24	Flynn
2007	Alabama	scored TD with 1:26 left (LSU trailed 34-27 with 4:53 left in 4Q)	W, 41-34	Flynn
2007	Tennessee	scored TD with 9:54 left (LSU trailed 14-13 with less than 10 minutes left in 4Q)	W, 21-14	Perrilloux
2008	at Auburn	scored TD with 1:03 left (LSU trailed 21-20 with 4:00 left in 4Q)	W, 26-21	Lee
2008	Troy	scored go-ahead TD with 4:50 left (LSU trailed 31-10 to start 4Q)	W, 40-31	Lee
2009	at Georgia	scored go ahead TD with 0:46 left (LSU trailed 13-12 with 1:09 left)	W, 20-13	Jefferson
2009	Arkansas	kicked FG w/ 4 sec. left to force OT (LSU trailed 30-27 with 1:18 left)	W, 33-30	Jefferson
2010	Tennessee	scored TD with 0:00 left in 4Q (LSU trailed from 11:34 left in game to final play)	W, 16-14	Lee/Jefferson
2010	at Florida	scored TD with 0:06 left in 4Q (LSU trailed 29-26 with 3:21 left in game)	W, 33-29	Lee
2010	Alabama	scored go ahead TD w/ 8:13 left in 4Q	W, 24-21	Jefferson
2010	Ole Miss	(LSU trailed 36-35 with 4:57 left in game)	W, 43-36	Jefferson
2011	at Alabama	trailed 6-3 to start 4Q	W, 9-6 OT	Jefferson
2012	South Carolina	kicked FG with 6:37 left to take lead (LSU trailed 14-10 entering 4Q)	W, 23-21	Mettenberger
2012	Ole Miss	scored go ahead TD w/15 seconds left in 4Q (LSU trailed 28-20 entering 4Q and 35-28 with 11:11 to play)	W, 41-35	Mettenberger
2013	Arkansas	scored go-ahead TD w/1:15 left in 4Q (LSU trailed 27-21 to start 4Q)	W, 31-27	Jennings
2014	vs. Wisconsin	scored go-ahead TD w/9:41 left in 4Q (LSU trailed 24-13 to start 4Q)	W, 28-24	Jennings
2014	at Florida	kicked FG w/ 3 sec. left to take lead (LSU trailed 24-20 w/ 6:10 left in 4Q)	W, 30-27	Jennings
2014	Ole Miss	scored go ahead TD w/5:07 left in 4Q (LSU trailed 7-3 to start 4Q)	W, 10-7	Jennings

LSU Has FBS' Best Record When Trailing in the Fourth Quarter Since 2005

Since head coach **Les Miles'** first season at LSU in 2005, no team has a better record in games when trailing in the fourth quarter. Here is a look at the teams with the best record when trailing in the fourth quarter since 2005:

Team	W-L Record	Win Pct.
LSU	24-24	.500

Texas	18-35	.340
Florida State	19-37	.339
Clemson	17-39	.304

La'el Collins Wins Prestigious SEC Jacobs Blocking Trophy As League's Best Offensive Lineman; Named Second-Team All-America

LSU senior left tackle **La'el Collins** became the sixth Tiger in school history to win the prestigious Jacobs Blocking Trophy as the Southeastern Conference's most outstanding blocker. Collins was selected as the winner by a vote of the league's head coaches. He joins OT Ciron Black in 2009, OG Alan Faneca in 1997, OT Robert Dugas in 1978, FB/HB J.W. Brodnax in 1958 and QB/FB Bill May in 1936 as LSU players to win the distinguished award. Collins also earned Second-Team All-America honors from the AP, USA Today and Sports Illustrated. He leads all LSU linemen this season in offensive snaps played at 792 and knockdown blocks with 84.5 through 12 games. Collins' 84.5 knockdowns are the most in a season by an LSU offensive lineman since 2011 when Will Blackwell tallied 112.5 in 14 games in his All-American season. Collins enters the bowl game coming off one of his best performances. Against Texas A&M, he registered a career-high 13.5 knockdowns while paving the way for a season-best 384 rushing yards, the most rushing yards in an SEC game for LSU since 1997 versus Kentucky.

La'el Collins Wins Charles McClendon Award LSU's MVP

LSU senior left tackle **La'el Collins** was named the recipient of the Charles McClendon Award as LSU's most valuable player at the annual LSU Football Banquet. Collins is the first offensive lineman to win the award since its inception in 1995. Collins, who returned to LSU for his senior season, earned first-team All-SEC honors this year as well as being a second-team All-America selection by USA Today. Collins led all LSU offensive linemen in both snaps (792) and knockdowns (84.5).

Four Tigers Earn Honors in 2014

LSU freshman QB **Brandon Harris**, freshman RB **Leonard Fournette**, junior OG **Vadal Alexander** and sophomore LB **Kendell Beckwith** have earned SEC weekly honors this season. Harris accounted for five total TDs, including three TD passes, against New Mexico State. Fournette ran for 140 yards and two TDs while Alexander recorded 11 knockdown blocks at Florida. Fournette earned freshman honors again when he rushed for 113 yards and tallied 211 total all-purpose yards versus Ole Miss, while Beckwith received defensive player of the week honors for leading LSU with a career-high 11 tackles to limit Ole Miss to a season-low 313 yards and seven points. Fournette earned the honor for the third time this season when he rushed for a season-high 146 yards and one touchdown at Texas A&M.

2014 LSU Football Honors

Game	Player	Honor
New Mexico State	Brandon Harris	SEC Freshman of the Week
Florida	Leonard Fournette	SEC Freshman of the Week
Florida	Vadal Alexander	SEC Offensive Lineman of the Week
Ole Miss	Leonard Fournette	Athlon National Freshman of the Week; SEC Freshman of the Week
Ole Miss	Kendell Beckwith	SEC Defensive Player of the Week
Texas A&M	Leonard Fournette	SEC Freshman of the Week

Four Tigers Named To AP All-SEC Teams

LSU senior left tackle **La'el Collins**, junior LB **Kwon Alexander**, junior OG **Vadal Alexander** and senior S **Ronald Martin** were named All-SEC by the Associated Press. Collins earned first team honors, while Kwon Alexander and Martin earned second team distinction. Vadal Alexander was named honorable mention.

Three Tigers Listed On Coaches All-SEC Teams

LSU senior left tackle **La'el Collins**, junior OG **Vadal Alexander** and junior punter **Jamie Keehn** were named All-SEC by the league head coaches. Collins earned first team honors, while Alexander and Keehn were listed as second team members.

Three Earn All-SEC Freshman Team Distinction

LSU S **Jamal Adams**, WR **Malachi Dupre** and RB **Leonard Fournette** claimed spots on the All-SEC Freshman Team as voted on by the league's coaches. Adams collected 56 tackles which is sixth on LSU's defense, and he started two of the final three games of the season. Dupre hauled in 14 receptions for 318 yards and five touchdowns. Fournette, a three-time SEC Freshman of the Week honoree, amassed a team-leading 891 rushing yards on 176 carries and eight rushing touchdowns.

Five Tigers Named Permanent Team Captains for 2014

LSU senior LT **La'el Collins**, senior RB **Terrence Magee**, senior DE **Jermauria Rasco**, junior LB **Kwon Alexander** and junior P **Jamie Keehn** were selected as the 2014 season National L-Club permanent team captains. Collins and Magee were chosen for offense, Rasco and Alexander for defense and Keehn for special teams.

LSU Has Scored 20 Defensive TDs Since 2005, 14 Under Defensive Coordinator John Chavis

Defensive coordinator John Chavis enters his sixth season at LSU, and the Tigers are annually one of college football's elite defenses. During his tenure LSU has recorded 14 defensive touchdowns, including two during the 2014 season. LSU is 10-1 under Chavis and 15-2 under **Les Miles** (dating back to 2005) when recording a defensive TD. The following is a look at LSU's defensive TDs under Miles and Chavis (since start of 2009 season):

Year	Opponent	TD	Result
2014	New Mexico State	Kendell Beckwith 29-yard interception return	LSU def. New Mexico State, 63-7
2014	Mississippi State	Danielle Hunter 25-yard fumble return	LSU lost to Miss. State, 34-29

CAREER GAMES PLAYED/STARTED

Player	2010	'11	'12	'13	'14	Total
Jamal Adams, S	--	--	--	--	12/2	12/2
Donnie Alexander, LB	--	--	--	--	11/0	11/0
Kwon Alexander, LB	--	--	7/2	13/9	11/11	31/22
Vadal Alexander, OG	--	--	13/9	13/13	11/11	37/33
Jonah Austin, OG	--	--	--	7/0	5/0	12/0
Maquedius Bain, DT	--	--	--	--	9/0	9/0
John Battle, S	--	--	--	--	1/0	1/0
Kendell Beckwith, LB	--	--	--	12/0	12/6	24/6
Josh Boutte, OT	--	--	--	8/0	12/0	20/0
Tashawn Bower, DE	--	--	--	6/0	12/0	18/0
D.J. Chark, WR	--	--	--	--	6/0	6/0
Deondre Clark, DE	--	--	--	--	11/0	11/0
Jalen Collins, CB	--	--	13/1	13/2	12/6	38/9
La'el Collins, OT	--	7/0	13/13	12/12	12/12	44/37
Colby Delahoussaye, PK	--	--	--	13/0	12/0	25/0
John Diarse, WR	--	--	--	--	12/2	12/2
Travis Dickson, TE	--	6/0	12/1	12/1	12/1	42/3
Andy Dodd, C/OL	--	--	--	--	4/0	4/0
Trent Domingue, PK	--	--	--	--	12/0	12/0
Jevonte Domond, OL	--	--	--	--	1/0	1/0
Malachi Dupre, WR	--	--	--	--	11/2	11/2
Travin Dural, WR	--	--	--	12/0	12/12	24/12
Fehoko Fanaika, OG	--	--	--	12/0	12/3	24/3
Ronnie Feist, LB	--	--	5/0	--	4/0	9/0
Reid Ferguson, SNP	--	--	13/0	13/0	12/0	38/0
Leonard Fournette, RB	--	--	--	--	12/5	12/5
Cameron Gamble, PK	--	--	--	--	6/0	6/0
Clifton Garrett, LB	--	--	--	--	2/0	2/0
Greg Gilmore, DT	--	--	--	--	5/0	5/0
Davon Godchaux, DT	--	--	--	--	12/9	12/9
Dillon Gordon, TE	--	--	13/0	13/12	12/12	38/24
Brandon Harris, QB	--	--	--	--	8/1	8/1
Jerald Hawkins, OT	--	--	--	13/13	12/12	25/25
Frank Herron, DT	--	--	--	--	4/0	4/0
Kenny Hilliard, RB	--	13/0	12/1	12/0	10/6	47/7
Danielle Hunter, DE	--	--	12/0	13/10	12/12	37/22
Rickey Jefferson, S	--	--	--	7/1	12/0	19/1
Anthony Jennings, QB	--	--	--	9/1	12/11	21/12
Colin Jeter, TE	--	--	--	--	10/0	10/0
Mickey Johnson, DT	--	--	1/0	4/0	2/0	7/0
Deion Jones, LB	--	--	13/0	13/0	12/1	38/1
Melvin Jones, FB	--	--	--	9/0	9/1	18/1
Jamie Keehn, P	--	--	2/0	13/0	12/0	27/0
Christian LaCouture, DT	--	--	--	13/0	12/12	25/12
Tommy LeBeau, S	--	--	--	3/0	7/0	10/0
Quantavious Leslie, WR	--	--	--	4/0	3/0	7/0
Lamar Louis, LB	--	--	11/5	13/0	11/9	35/14
Justin Maclin, DE	1/0	--	2/0	5/0	4/0	12/0
Terrence Magee, RB	--	5/0	9/0	13/0	12/1	39/1
K.J. Malone, OL	--	--	--	--	4/0	4/0
Ronald Martin, S	--	3/0	13/1	8/7	12/12	36/20
Jalen Mills, S	--	--	13/13	13/13	12/12	38/38
John David Moore, FB	--	--	--	--	8/0	8/0
Lewis Neal, DE	--	--	--	10/0	12/0	22/0
Connor Neighbors, FB 1/0	4/0	13/0	13/7	11/9	42/16	
Ed Paris, CB	--	--	--	--	12/0	12/0
M.J. Patterson, DE	--	--	--	--	3/0	3/0
Avery Peterson, WR	--	--	--	--	1/0	1/0
Ethan Pocic, C	--	--	--	6/1	11/11	17/12
Elliott Porter, C	--	--	10/1	12/12	9/9	31/22
Trey Quinn, WR	--	--	--	--	12/7	12/7
Jermauria Rasco, DE	--	9/0	13/0	13/13	12/12	47/25
Duke Riley, LB	--	--	--	13/0	12/1	25/1
Rashard Robinson, CB	--	--	--	12/2	8/6	20/8
DeSean Smith, TE	--	--	--	13/0	12/0	25/0
Kevin Spears, WR	--	--	--	--	2/0	2/0
Logan Stokes, TE	--	--	--	13/3	11/2	24/5
Sione Teuhema, DE	--	--	--	--	8/0	8/0
Dwayne Thomas, CB	--	--	3/0	11/0	5/0	19/0
Quentin Thomas, DT	--	--	3/0	11/1	10/3	24/4
Corey Thompson, S	--	--	13/0	10/5	--	23/5
Devin Voorhies, S	--	--	--	--	7/0	7/0
Evan Washington, OT	--	--	--	--	13/1	22/3
D.J. Welter, LB	--	7/0	1/0	13/13	12/6	33/19
Tre'Davious White, DB	--	--	--	13/11	12/12	25/23
Darrel Williams, RB	--	--	--	--	11/0	11/0



TIGERS IN THE NFL

Name	Pos.	Team
Joe Barksdale	OT	St. Louis Rams
Lamin Barrow	LB	Denver Broncos
Odell Beckham Jr.	WR	New York Giants
Alfred Blue	RB	Houston Texans
Dwayne Bowe	WR	Kansas City Chiefs
Michael Brockers	DT	St. Louis Rams
Ron Brooks	CB	Buffalo Bills
Morris Claiborne**	CB	Dallas Cowboys
Ryan Clark	S	Washington Redskins
Glenn Dorsey**	DE	San Francisco 49ers
Lavar Edwards	DE	Dallas Cowboys
Ego Ferguson	DT	Chicago Bears
Matt Flynn	QB	Green Bay Packers
Jeremy Hill	RB	Cincinnati Bengals
Trindon Holliday	WR/KR	Tampa Bay Buccaneers
Tyson Jackson	DE	Atlanta Falcons
Ricky Jean Francois	DT	Indianapolis Colts
Anthony Johnson**	DT	Miami Dolphins
Donnie Jones	P	Philadelphia Eagles
Brandon LaFell	WR	New England Patriots
Jarvis Landry	WR	Miami Dolphins
LaRon Landry	S	Indianapolis Colts
Bennie Logan	DT	Philadelphia Eagles
Craig Loston	S	Jacksonville Jaguars
Tyrann Mathieu	DB	Arizona Cardinals
Danny McCray	S	Chicago Bears
Zach Mettenberger	QB	Tennessee Titans
Barkevious Mingo	LB	Cleveland Browns
Kevin Minter	LB	Arizona Cardinals
Sam Montgomery*	LB	Cincinnati Bengals
Patrick Peterson	CB	Arizona Cardinals
Rueben Randle	WR	New York Giants
Eric Reid	S	San Francisco 49ers
Stevan Ridley	RB	New England Patriots
Perry Riley	LB	Washington Redskins
Russell Shepard	WR	Tampa Bay Buccaneers
Kelvin Sheppard	LB	Miami Dolphins
Tharold Simon	CB	Seattle Seahawks
Trai Turner	OG	Carolina Panthers
Andrew Whitworth	OT	Cincinnati Bengals
Kyle Williams	DT	Buffalo Bills
Brad Wing	P	Pittsburgh Steelers
Al Woods	DT	Tennessee Titans
James Wright	WR	Cincinnati Bengals

* - Practice Squad

** - Injured Reserve

BOLD indicates players who played for Les Miles

Colleges with the Most Active NFL Players (Week 1)

1. LSU - 38
2. USC - 37
3. Alabama - 36
4. Georgia - 34
- t5. Florida - 33
- t5. Florida State - 33

2012	Mississippi State	Craig Loston 100-yard interception return	LSU def. Miss. State, 37-17
	Idaho	Ronald Martin 45-yard interception return	LSU def. Idaho, 63-14
	Idaho	Lavar Edwards 23-yard interception return	LSU def. Idaho, 63-14
2011	vs. Georgia	Morris Claiborne 45-yard interception return	LSU def. Georgia, 42-10
2011	at Ole Miss	Ron Brooks 46-yard interception return	LSU def. Ole Miss, 52-3
2011	at Ole Miss	Kevin Minter 0-yard fumble recovery	LSU def. Ole Miss, 52-3
2011	Auburn	Ron Brooks 28-yard interception return	LSU def. Auburn, 45-10
2011	Kentucky	Tyrann Mathieu 23-yard fumble return	LSU def. Kentucky, 35-7
2010	ULM	Ron Brooks 32-yard interception return	LSU def. ULM, 51-0
	ULM	Lavar Edwards 29-yard fumble return	LSU def. ULM, 51-0
2009	at Washington	Jacob Cutrera 29-yard interception return	LSU def. Washington, 31-23
2009	at Mississippi State	Patrick Peterson 37-yard interception return	LSU def. Miss. State, 30-26
Defensive Coordinator John Chavis' Tenure Began in 2009 ^			
2008	Tulane	Chris Hawkins 24-yard fumble return	LSU def. Tulane, 35-10
2007	vs. Tennessee	Jonathan Zenon 18-yard interception return	LSU def. Tennessee, 21-14
2006	Arizona	Jonathan Zenon 41-yard interception return	LSU def. Arizona, 45-3
2006	Louisiana-Lafayette	Jonathan Zenon 20-yard interception return	LSU def. Louisiana-Lafayette, 45-3
2005	at Vanderbilt	Ali Highsmith 22-yard fumble return	LSU def. Vanderbilt, 34-6
2005	Tennessee	Kenneth Hollis 3-yard interception return	LSU lost to Tennessee, 30-27 (OT)

LSU Has Been Ranked in 126 of 131 Games Under Miles

Since **Les Miles** took over at LSU, the Tigers have been represented in the AP and Amway Coaches' Poll 154 of the 161 weeks. The exception came during the final three polls of the 2008 season and four weeks this season. In addition, since the start of the 2002 season, LSU has played 161 of 168 games ranked in the top 25, including 126 of 131 games under Miles. LSU has a 98-26 record in games played as a Top 25 team under Miles. The only five games that LSU didn't play as a Top 25 team during the Miles era came in 2008 against Arkansas in the regular-season finale and Georgia Tech in the Chick-fil-A Bowl, and this season at Florida, vs. Kentucky and at Texas A&M. This year marked the 14th consecutive season that the Tigers were ranked in the preseason polls as LSU came in at No. 13 in both the Associated Press and the Amway Coaches Top 25 polls. LSU finished the 2013 season ranked No. 14 in the AP and Coaches polls. It was the fifth straight season the Tigers finished the year ranked. The following is a look at the longest streaks for teams appearing in the final AP Top 25:

Consecutive Final AP Poll Appearances

No.	Team	Last Year Out
7	Oregon	2006
6	Alabama	2007
5	LSU	2008

Tiger Stadium's New Look in 2014

Ranked annually as the top venue in college football, Tiger Stadium is in its 91st year dating back to 1924 when the stadium was built. It's also the 84th year of Saturday night football in Death Valley. LSU has put together an impressive 62-9 home record under **Les Miles**, which includes a 31-0 mark against non-conference foes. With a new capacity of 102,321 starting in 2014, Tiger Stadium ranks sixth nationally in total capacity. LSU owns a 402-146-18 (.726) all-time record in Tiger Stadium. Here are some of the key additions in the Tiger Stadium South End zone expansion:

- 320,000 total square feet, 66 Premium suites, 3,000 Club Seats, Upper Concourse with 1,400 general public seats and space for standing room only patrons, Two 40' X 70' HD video screens (with two new ribbon boards).
- Construction officially began Sept. 10, 2012, and the contract completion date was Aug. 22, 2014.

LSU's Comeback Victory Against Wisconsin Ranks Fourth Among the School's Best Since 1949

LSU rallied from 17 point down in the fourth quarter to beat Wisconsin, 28-24. That ranks as the fourth-largest deficit the Tigers have overcome since 1949. Here is a list of the top five comeback wins based on largest deficit:

Date	Opponent	Largest Deficit	Final Score
11/15/08	Troy	28 (31-3 with 11:13 in 3rd Quarter)	40-31
10/29/77	vs. Ole Miss (Jackson)	21 (21-0 with 7:00 in 2nd Quarter)	28-21
09/07/96	Houston	20 (34-14 with 5:57 in 3rd Quarter)	35-34
08/30/14	vs. #14 Wisconsin (Houston)	17 (24-7 with 12:24 in 3rd Quarter)	28-24
11/03/79	vs. Ole Miss (Jackson)	17 (17-0 with 10:48 in 2nd Quarter)	28-24

LSU Extends FBS Record for Consecutive Non-Conference Regular Season Wins to 49

LSU increased its Football Bowl Subdivision (FBS) record for consecutive non-conference regular season wins to 49 after the Tigers pummeled New Mexico State, 63-7, in Tiger Stadium on Sept. 27. The streak dates back to the 2002 season and now includes eight wins over ranked opponents after beating No. 14 Wisconsin in the 2014 season opener. The Tigers broke the FBS record for consecutive non-conference regular season wins in 2012, surpassing the mark of Kansas State who claimed 39 straight from 1993-2003. The Tigers haven't lost a non-conference regular season game since falling at Virginia Tech, 26-8, in the 2002 season opener in Blacksburg, Va., on Sept. 1. **Les Miles** has accounted for 39 of the 49 wins during the streak, and he is 39-0 all-time in non-conference regular season games in his tenure at LSU. Former coach Nick Saban accounted for the 10 other victories from 2002-04. Under Miles, the Tigers have outscored non-conference regular season opponents a combined 1,988-526. Here is a look at the top four in FBS all-time consecutive non-conference regular season wins:

Team	Years	Win Streak
------	-------	------------

1. LSU	2002-present	49
2. Kansas State	1993-2003	39
3. Miami	1985-88	36
4. Wisconsin	2003-13	35

Les Miles' Achievements at LSU

The following is a quick look at **Les Miles'** notable accomplishments during his 10 years and 131 games (103-28 record) as head coach of the Tigers:

- After defeating Florida 30-27 on Oct. 11, Miles became only the second coach in LSU history to earn 100 victories. Charles McClendon tallied 137 in his tenure at LSU.
- Miles recorded 100 wins at LSU in only 126 games. It took McClendon 141 games to reach the historic milestone at LSU.
- In fact, Miles became the third-fastest coach in SEC history to reach 100 wins behind only Steve Spurrier (120 games) and Robert Neyland (121).
- With the win over Mississippi State in 2013, Miles became the quickest LSU coach to reach 90 victories doing so in 112 games. It took Charles McClendon 124 games to reach that milestone.
- Also the fastest coach in LSU history to 10 wins (11 games), 20 wins (24 games), 30 wins (35 games), 40 wins (48 games), 50 wins (63 games), 60 wins (76 games), 70 wins (87 games), and 80 wins (98 games) in school history
- With 10 or more wins seven times at LSU, Miles joined Bear Bryant (13 at Alabama), Steve Spurrier (9 at Florida), Philip Fulmer (9 at Tennessee), Mark Richt (8 at Georgia) and Vince Dooley (7 at Georgia) as the only coaches in SEC history to have seven or more 10-win seasons at the same school.
- Led LSU to only 12-0 and 13-0 records in school history in 2011...Led LSU to first 11-0 start since 1958 in 2011.
- Led LSU to 10-1 start three times in a 6-year span from 2005-10 ('05, '07, '10)
- Only coach in LSU history to beat Auburn, Florida and Alabama in same season, and he's done it 3 times (2005, '07, '11)
- Only coach in LSU history to beat Florida and Tennessee in the reg. season during the same year; twice: 2010, '11.
- Became the first first-year coach in SEC history to lead team to league's title game (2005).
- Has 15 wins over coaches who have won national titles.
- Coached LSU to 10-plus wins in 4 straight seasons, a first at the school, and to seven overall (the most at the school).
- Only coach in LSU history to lead Tigers to three straight top five final rankings (2005, 2006, 2007).

LSU Is 45-2 In Non-Conference Games Under Les Miles

LSU holds a 45-2 record in non-conference games in **Les Miles'** tenure. LSU's only two non-conference losses under Miles came against Penn State in the Capital One Bowl to end the 2009 season and to Clemson in the Chick-fil-A Bowl on Dec. 31, 2012. Of the 45 wins under Miles against non-conference opponents, 13 have come against Top 25 teams, 37 have come by double-digits and LSU has scored 40 or more points in 27 of the 45 games.

LSU's 54-9 Under Les Miles When Winning The Turnover Battle

LSU is 54-9 under **Les Miles** when winning the turnover battle. Against ranked teams under Miles, LSU is 22-6 when having fewer turnovers than its opponent. LSU defeated No. 14 Wisconsin, 28-24, and forced two Badgers' turnovers while only committing one. The Tigers forced three turnovers at Florida while committing none in LSU's 30-27 win. The only nine losses for the Tigers under Miles when having fewer turnovers than their opponent have come against Mississippi State and Auburn in 2014, Alabama and Clemson in 2012, Arkansas in 2008, Arkansas and Kentucky in 2007, Auburn in 2006 and Tennessee in 2005. In Miles' tenure at LSU, the Tigers have a combined turnover margin of +67. LSU was +20 in 2011 and +16 in 2012. The Tigers are +4 in 2014.

LSU Is 57-0 Under Miles When Rushing For 100 Yards and Holding Opponents To Less Than 100 Yards

One look at LSU's results in relation to rushing the football and it's easy to figure out that head coach **Les Miles** is a former offensive lineman who understands the importance of running the football. In 131 games under Miles, LSU's success is easy to predict when it comes to net rushing yards. Get to 100 yards rushing and LSU will more than likely win as the Tigers are 98-11 under Miles when that happens. Hold the opponent to fewer than 100 yards and the Tigers are 58-5. An even more telling stat is that when LSU rushes for 100-plus yards and holds the opponents to fewer than 100 yards, the Tigers are 57-0. The following is a look at LSU's rushing numbers during the Miles era and have the Tigers have fared in those games:

Year	LSU 100+	LSU 100-	Opp 100+	Opp 100-	LSU 100+/Opp 100-
2005	10-0	1-2	3-1	8-1	7-0
2006	10-0	1-2	5-0	6-2	6-0
2007	11-2	1-0	3-2	9-0	8-0
2008	8-3	0-2	2-5	6-0	6-0
2009	8-0	1-4	7-4	2-0	2-0
2010	11-2	0-0	7-1	5-0	5-0
2011	13-0	0-1	4-1	8-0	9-0
2012	9-1	1-2	4-2	6-1	6-0
2013	10-1	0-2	6-3	4-0	4-0
2014	8-2	0-2	4-3	4-1	4-0
Totals	98-11	5-17	45-22	58-5	57-0

LSU is 46-4 Under Les Miles When A Running Back Reaches 100-Yards

LSU is 46-4 under **Les Miles** when a running back reaches 100 yards in a game. Of the running backs who make up the 2014 roster, LSU has 12 career 100-yard games to its credit. **Kenny Hilliard** has four, **Terrence Magee** has four and **Leonard Fournette** has four. Hilliard ran for 110 yards in LSU's 28-24 victory over Wisconsin in the opener, and Fournette

CAREER 100-YARD RECEIVING GAMES

Travin Dural • 83 • WR (3)

151 vs. #14 Wisconsin, 2014
140 vs. Sam Houston State, 2014
124 vs. Mississippi State, 2014

Malachi Dupre • 15 • WR (1)

120 vs. Mississippi State, 2014

CAREER 100-YARD RUSHING GAMES

Kenny Hilliard • 27 • RB (4)

141 vs. North Texas, 2012
116 vs. Idaho, 2012
110 vs. #14 Wisconsin, 2014
102 vs. #3 Arkansas, 2011

Terrence Magee • 18 • RB (4)

149 vs. #9 Texas A&M, 2013
127 vs. Kentucky, 2014
108 vs. Kent State, 2013
108 vs. Furman, 2013

Leonard Fournette • 7 • RB (4)

146 at Texas A&M, 2014
140 at Florida, 2014
122 vs. New Mexico State, 2014
113 vs. #3 Ole Miss, 2014

CAREER DOUBLE-DIGIT TACKLE GAMES

Kwon Alexander • 4 • LB (5)

14 vs. Furman, 2013
13 vs. Mississippi State, 2014
10 vs. #5 Alabama, 2014
10 at Florida, 2014
10 vs. Auburn, 2013

Ronald Martin • 26 • S (2)

13 vs. Mississippi State, 2014
12 at Ole Miss, 2013

Kendell Beckwith • 52 • LB (1)

11 vs. #3 Ole Miss, 2014

Danielle Hunter • 94 • DE (1)

12 at #5 Auburn, 2014

D.J. Welter • 31 • LB (1)

11 vs. Auburn, 2013

TRUE FRESHMEN UNDER LES MILES

LSU coach **Les Miles** has never shied away from playing true freshmen. In his 10 years with the Tigers, a total of 100 true freshmen have seen action for LSU, including 17 in 2014. Here's the list of true freshmen who have played in their first year at LSU:

Year	Name
2005	(2) LB Darry Beckwith and RB Steven Korte
2006	(10) WR/RS Trindon Holliday, RB Charles Scott, DB Danny McCray, LB Jacob Cutrera, LB Perry Riley, TE Richard Dickson, WR Chris Mitchell, WR Jared Mitchell, DT Al Woods, and RB Keiland Williams.
2007	(7) PK Josh Jasper, PK Andrew Crutchfield, LT Jarvis Jones, RT Joseph Barksdale, WR Terrence Toliver, DB Chad Jones, DT Drake Nevis.
2008	(8) CB Patrick Peterson, CB Brandon Taylor, LB Ryan Baker, DB Kamell Hatcher, OT Greg Shaw, WR Deangelo Peterson, QB Jordan Jefferson, DB Derrick Bryant
2009	(6) WR Rueben Randle, S Craig Loston, DT Josh Downs, CB Morris Claiborne, QB/WR Russell Shepard, FB Dominique Allen
2010	(12) RB Alfred Blue, WR Kadron Boone, CB Tyrann Mathieu, FB Connor Neighbors, S Eric Reid, DB Tharold Simon, S Ronnie Vinson, RB Spencer Ware, WR James Wright, LB Luke Muncie, DE Justin Maclin, FB J.C. Copeland
2011	(9) WR Odell Beckham Jr., OG La'el Collins, PK James Hairston, RB Kenny Hilliard, DT Anthony Johnson, WR Jarvis Landry, RB Terrence Magee, DE Jermauria Rasco, S Ronald Martin
2012	(15) LB Kwon Alexander, OT Vadal Alexander, CB Jalen Mills, P Jamie Keehn, S Jerquinick Sandolph, LB Deion Jones, SNP Reid Ferguson, DL Danielle Hunter, LB Ronnie Feist, LB Lorenzo Phillips, S Corey Thompson, TE Dillon Gordon, CB Dwayne Thomas, LB Lamar Louis, RB Jeremy Hill.
2013	(14) LB Kendell Beckwith, DE Tashawn Bower, RB Jeryl Brazil, OT Josh Boutte, DB Rickey Jefferson, QB Anthony Jennings, FB Melvin Jones, DT Christian LaCouture, DE Lewis Neal, C Ethan Pocic, LB Duke Riley, CB Rashard Robinson, TE DeSean Smith, CB Tre'Davious White
2014	(17) S Jamal Adams, LB Donnie Alexander, DE Deondre Clark, RB Leonard Fournette, PK Cameron Gamble, LB Clifton Garrett, DT Davon Godchaux, QB Brandon Harris, CB Ed Paris, WR Trey Quinn, WR Malachi Dupre, RB Darrel Williams, S Devin Voorhies, CB Russell Gage, WR D.J. Chark, DE Sione Teuhema, S John Battle

totalled 122 rushing yards against New Mexico State, 140 yards at Florida, 113 vs. Ole Miss and 146 at Texas A&M. Magee rushed for 127 yards versus Kentucky. LSU's only four losses under Miles when having a back reach the 100-yard mark came vs. Clemson in 2012 (Jeremy Hill, 124 yards), Alabama in 2012 (Hill, 107 yards); Georgia in 2008 (Charles Scott, 144 yards) and Arkansas in 2007 (Jacob Hester, 126 yards).

The Aussie Punting Connection

Since the 2011 season, LSU has had the unique connection of having an Australian native punter. Brad Wing, a native of Melbourne, was a 2011 first-team All-American and served as the Tigers' punter in 2012 as well. Junior **Jamie Keehn** took over punting duties in 2013 and will retain the starting position this season. Keehn, a native of Queensland, is the second-oldest player on the LSU team after turning 25 on August 4. Only walk-on senior defensive back **Luke Boyd** is older at 27. Keehn did not play high school football and did not start punting until August 2011. Wing and Keehn did not know each other until both arrived at LSU.

Jamie Keehn Ranks Second in the SEC and Eighth Nationally in Punting

Junior **Jamie Keehn**, a Second-Team All-SEC selection this season, ranks second in the Southeastern Conference and eighth nationally in average yards per punt at 45.0. Keehn is fourth in the SEC in punts of 50-plus yards with 17, and only three of his punts have reached the endzone for a touchback. Keehn is fourth in the SEC with 25 of his 68 punts downed inside the opponent's 20-yard line.

Brandon Harris Joins Small List of LSU Quarterbacks to Start During Their True Freshman Season

LSU's **Brandon Harris** made his first start of his career at Auburn to join a short list of true freshmen QBs who have started at LSU since 1972, the first year the NCAA declared freshmen eligible for varsity competition. To take it a step further, Harris became the first true freshman to have his first start in an LSU uniform come in an SEC game since Jordan Jefferson got the nod at Arkansas in 2008. Harris joined these six quarterbacks as true freshman starters for LSU: Steve Ensminger (first start vs. Tulane on Nov. 20, 1976), Jamie Howard (vs. Colorado State on Sept. 26, 1992), Melvin Hill (at Florida on Oct. 8, 1994), Herb Tyler (vs. North Texas on Oct. 21, 1995), Jordan Jefferson (at Arkansas on Nov. 28, 2008) and Anthony Jennings (vs. Iowa in Outback Bowl on Jan. 1, 2014).

The following is a look at the stats in the first career starts of LSU true freshman quarterbacks:

Year	Quarterback	Opponent	Results	Stats
2014	Brandon Harris	at Auburn	L, 41-7	3-of-14, 58 yds; 36 rush yds
2013	Anthony Jennings	vs. Iowa (Outback Bowl)	W, 21-14	7-of-19, 82 yds, 1 Int.; 1 rush TD
2008	Jordan Jefferson	at Arkansas	L, 31-30	9-of-21, 143 yds, 2 TDs; 50 rush yds
1995	Herb Tyler	North Texas	W, 49-7	19-of-26, 208 yds, 1 TD
1994	Melvin Hill	at Florida	L, 42-18	11-of-18, 3 Int., 128 yds
1992	Jamie Howard	Colorado State	L, 17-14	7-of-17, 1 Int., 86 yds
1976	Steve Ensminger	Tulane	W, 17-7	5-of-8, 56 yds; 26 rush yds

Brandon Harris Sets LSU True Freshman QB Record, Named SEC Freshman of the Week vs. NMSU

True freshman quarterback **Brandon Harris** earned SEC Freshman of the Week recognition after coming off the bench to complete 11-of-14 passes for 178 yards with three touchdowns and no interceptions against New Mexico State. He also rushed five times for 36 yards and two touchdowns, accounting for a total of five TDs in the game. Harris is the first true freshman QB in LSU history to complete three touchdown passes in a game. A week earlier, Harris completed 6-of-9 passes for 140 yards and two touchdowns in the SEC opener versus Mississippi State, becoming the first LSU quarterback to throw two or more touchdown passes in the conference opener since 2008 when Jarrett Lee threw two TDs on 11-of-22 passing at Auburn. Harris is also the first true freshman LSU QB to throw two or more TD passes in his first game against an SEC opponent since Jamie Howard threw two at Auburn in 1992. In two games against Mississippi State and New Mexico State, Harris directed LSU to touchdowns on nine of his 10 possessions at quarterback.

Harris and Dupre Are the First True Freshmen QB-WR Duo to Start a Game in LSU History

Quarterback **Brandon Harris** and wide receiver **Malachi Dupre** started on Oct. 4 at Auburn, becoming the first true freshman quarterback-wide receiver combination to start a game for LSU in school history. Harris connected with Dupre for a 52-yard completion to set up LSU's lone touchdown in the Auburn contest. Harris made the first start of his career to become only the seventh true freshman since 1972 to start at quarterback for LSU.

Malachi Dupre Became First LSU True Freshman Receiver to Earn 120 Rec. Yards and 2 TDs in a Game

True freshman wide receiver **Malachi Dupre** caught four passes for 120 yards and two touchdowns in the SEC opener versus Mississippi State. He became the first true freshman in LSU modern history to record at least 120 receiving yards and two touchdown receptions in a single game.

- Dupre is the first true freshman receiver to make two touchdown receptions in a game since Rueben Randle had two on Nov. 21, 2009 at Ole Miss.
- Dupre is also the first LSU true freshman to record 100 receiving yards in a game since Nov. 10, 2007 when Terrence Toliver had 119 (on three receptions) versus Louisiana Tech.
- He is the first LSU true freshman receiver to go over 100 yards receiving in the SEC opener since Jerel Myers had 13 receptions for 153 yards against Auburn in 1999.
- Dupre is the first LSU player to catch two or more touchdown passes in the SEC opener since Josh Reed hauled in two TD receptions against Auburn in 2000.
- Malachi Dupre and Travin Dural also became the ninth duo in LSU history to finish with 100-plus receiving yards in the same game when Dural had 124 yards and Dupre had 120 versus Mississippi State. It was only the 13th time in LSU annals that two receivers each hauled in 100 receiving yards in the same game.

Two 100-Yard LSU Receivers in the Same Game (13)

Date	Opponent	WRs	Result
9/20/14	vs. Mississippi State	Travin Dural (124), Malachi Dupre (120)	L, 34-29
9/28/13	at #9 Georgia	Jarvis Landry (156), Odell Beckham Jr. (118)	L, 44-41
8/31/13	vs. #20 TCU	Odell Beckham Jr. (118), Jarvis Landry (109)	W, 37-27
1/1/02	vs. #7 Illinois	Josh Reed (239), Michael Clayton (120)	W, 47-34
11/3/01	at Alabama	Josh Reed (293), Michael Clayton (126)	W, 35-21
10/13/01	at Kentucky	Josh Reed (160), Michael Clayton (105)	W, 29-25
10/21/00	vs. #13 Miss. State	Josh Reed (113), Reggie Robinson (102)	W, 45-38
9/2/00	vs. W. Carolina	Josh Reed (137), Jerel Myers (117)	W, 47-34
11/13/99	vs. Houston	Jerel Myers (114), Josh Reed (100)	L, 20-7
9/23/95	vs. Rice	Shedrick Wilson (201), Eddie Kennison (113)	W, 52-7
11/4/89	vs. Ole Miss	Todd Kinchen (108), Eddie Fuller (102)	W, 35-30
9/24/88	at #18 Ohio State	Tony Moss (117), Alvin Lee (108)	L, 36-33
10/24/81	vs. #20 Florida State	Orlando McDaniel (155), Malcolm Scott (112)	L, 38-14

Fullback Melvin Jones Shines in First Start

Sophomore fullback **Melvin Jones** made the first start of his career at Florida on Oct. 11, and he made it a memorable one. Jones helped pave the way for LSU running backs to rack up 195 rushing yards against a Florida defense that entered the game ranked fourth in the SEC giving up 103 rushing yards per game. Jones also led all LSU receivers with four receptions. The last time an LSU fullback had at least four receptions in a game was when Tommy Banks hauled in seven receptions for 71 yards and two touchdowns in the 2000 Peach Bowl against Georgia Tech.

36 Tigers Have Seen Their First Career Playing Time This Season

LSU reloaded its roster yet again after losing a nation's best nine players to the 2014 NFL Draft. A total of 36 Tigers have seen the field for the first time this season, including 17 true freshmen: 33 **Jamal Adams** (special teams/defense), 48 **Donnie Alexander** (special teams: punt return), 90 **Maquedius Bain** (DT), 30 **John Battle** (S), 53 **Logan Boudreaux** (special teams), 82 **D.J. Chark** (WR), 61 **Alex Cheramie** (OL), 98 **Deondre Clark** (DE), 9 **John Diarse** (WR/special teams), 14 **Trent Domingue** (special teams: kickoff), 67 **Jevonte Domond** (OL), 15 **Malachi Dupre** (WR), 72 **Andy Dodd** (C), 7 **Leonard Fournette** (RB/special teams: kickoff return), 3 **Clifton Garrett** (special teams), 39 **Russell Gage** (special teams/CB), 36 **Cameron Gamble** (special teams), 99 **Greg Gilmore** (DT), 57 **Davon Godchaux** (DT), 6 **Brandon Harris** (QB), 97 **Frank Herron** (DT), 86 **Miquel James** (WR/RB), 44 **Colin Jeter** (TE), 16 **Brad Kragthorpe** (QB), 63 **K.J. Malone** (OL), 47 **John David Moore** (special teams), 24 **Ed Paris** (special teams), 93 **M.J. Patterson** (DE), 2 **Avery Peterson** (WR), 8 **Trey Quinn** (WR/special teams), 87 **Kevin Spears** (WR), 10 **Austin Suits** (special teams), 58 **Sione Teuhema** (DE), 57 **Cody Townsend** (OL), 35 **Devin Voorhies** (special teams/S) and 34 **Darrel Williams** (RB).

15 First-Time Starters

Fifteen LSU players have made their first career starts this season (9 on offense, 6 on defense). WR **John Diarse** became the latest when he made his first start at Arkansas. Six true freshmen have started this season, including S **Jamal Adams**, WR **Malachi Dupre**, RB **Leonard Fournette**, DT **Davon Godchaux** QB **Brandon Harris** and WR **Trey Quinn**. Games not listed below did not feature a first-time starter:

Game	No. First-Time Starters (Players)
vs. #14 Wisconsin	4 (WR T. Dural, RG F. Fanaika, DT C. LaCouture, WR T. Quinn)
ULM	3 (DT D. Godchaux, LB D. Jones, LB D. Riley)
New Mexico State	1 (WR M. Dupre)
at #5 Auburn	2 (QB B. Harris, RB T. Magee)
at Florida	3 (RB L. Fournette, FB M. Jones, LB K. Beckwith)
#5 Alabama	1 (S J. Adams)
at Arkansas	1 (WR J. Diarse)

LSU Features 10 College Graduates on the Roster

Ten current LSU players have already earned their undergraduate degree at the university. **Evan Washington** graduated in spring 2014, and **Connor Neighbors**, **Justin Maclin** and **Elliott Porter** graduated in summer 2014. Washington earned his degree in interdisciplinary studies, while Neighbors earned his in general business and Maclin and Porter graduated with sport administration degrees. **Travis Dickson**, **Kenny Hilliard**, **Myles O'Brien**, **Jermauria Rasco**, **Tre' Sullivan** and **D.J. Welter** joined the list when they graduated in fall 2014.

True Freshmen Play Big Roles at LSU Under Les Miles

LSU coach **Les Miles** has never shied away from playing true freshmen. In his 10 years with the Tigers, a total of 100 true freshmen have seen action for LSU, including 17 so far in 2014. Of the 100 true freshmen who have played under Miles, 33 have started at least once during their freshman season.

Most True Freshmen Starters by Year Under Les Miles

2014:	6 (Jamal Adams, Malachi Dupre, Leonard Fournette, Davon Godchaux, Brandon Harris, Trey Quinn)
2012:	6 (Kwon Alexander, Vadal Alexander, Reid Ferguson, Jeremy Hill, Lamar Louis, Jalen Mills)
2013:	5 (Rickey Jefferson, Anthony Jennings, Ethan Pocic, Rashard Robinson, Tre'Davious White)
2006:	4 (Jacob Cutrera, Richard Dickson, Charles Scott, Keiland Williams)
2010:	3 (Alfred Blue, Tyrann Mathieu, Eric Reid)
2011:	3 (Odell Beckham Jr., James Hairston, Jarvis Landry)
2007:	2 (Drake Nevis, Terrence Toliver)

SPECIAL TEAMS TDs UNDER MILES

LSU has recorded 21 special teams touchdown under **Les Miles**, including most recently when Tre'Davious White returned a punt 67 yards for a touchdown against Kentucky in 2014. LSU has scored at least one special teams touchdown in all 10 seasons under Miles. LSU is 19-1 in games when scoring a special teams touchdown. The following is a breakdown of LSU's special teams touchdowns under Miles:

2014, Kentucky Tre'Davious White 67-yard punt return
LSU def. Kentucky, 41-3

2013, UAB Odell Beckham Jr. 100-yard missed field goal return
LSU def. UAB, 56-17

2012, Ole Miss Odell Beckham Jr. 89-yard punt return
LSU def. Ole Miss, 41-35

2012, North Texas Odell Beckham Jr. 70-yard punt return
LSU def. North Texas, 41-14

2011, Georgia Tyrann Mathieu 62-yard punt return
LSU def. Georgia, 42-10

2011, Arkansas Tyrann Mathieu 92-yard punt return
LSU def. Arkansas, 41-17

2011, West Virginia Morris Claiborne 99-yard kickoff return
LSU def. West Virginia, 47-21

2011, Oregon Tyrann Mathieu 3-yard return of a fumbled punt
LSU def. Oregon, 40-27

2010, North Carolina Patrick Peterson 87-yard punt return
LSU def. North Carolina, 30-24

2010, West Virginia Patrick Peterson 60-yard punt return
LSU def. West Virginia, 20-14

2009, Miss. State Chad Jones 93-yard punt return
LSU def. Miss. State, 30-26

2009, Ole Miss Patrick Peterson 53-yard return of a blocked FG
LSU lost Ole Miss, 25-23

2009, Arkansas Trindon Holliday 87-yard punt return
LSU def. Arkansas, 33-30 (OT)

2008, North Texas Trindon Holliday 92-yard punt return
LSU def. North Texas, 41-3

2007, South Carolina Colt David 15-yard run on fake field goal
LSU def. South Carolina, 28-16

2007, Ole Miss Trindon Holliday 98-yard kickoff return
LSU def. Ole Miss, 41-24

2006, Fresno State Craig Davis 77-yard punt return
LSU def. Fresno State, 34-6

2006, Arkansas Trindon Holliday 92-yard kickoff return
LSU def. Arkansas, 31-26

2005, Arizona State Mario Stevenson 55-yard return of a blocked FG
LSU def. Arizona State, 35-31

2005, Arizona State Craig Steltz 29-yard return of a blocked punt
LSU def. Arizona State, 35-31

2005, Auburn Skyler Green 66-yard punt return
LSU def. Auburn, 20-17 (OT)

CAREER RECORD BOOK

Career Rushing Touchdowns

Name	TDs
1. Kevin Faulk (1995-98)	46
2. Dalton Hilliard (1982-85)	44
3. Charles Alexander (1975-78)	40
4. Charles Scott (2006-09)	32
5. Terry Robiskie (1973-76)	31
6. Rondell Mealey (1996-99)	29
7. Jeremy Hill (2012-13)	28
8. Kenny Hilliard (2011-present)	27
Harvey Williams (1986-90)	27
Garry James (1982-85)	27
11. LaBrandon Toefield (2000-02)	26

Career Field Goal Percentage

Name	Percentage (FGs)
1. Josh Jasper (2008-10)	.839 (47-56)
2. Colby Delahoussaye (2013-present)	.828 (24-29)
3. David Browndyke (1986-89)	.813 (61-75)
4. David Johnston (1980-81)	.800 (16-20)
5. Drew Alleman (2011-12)	.787 (37-41)
6. Colt David (2005-08)	.750 (54-72)
7. André Lafleur (1993-95)	.740 (37-50)
8. Pedro Suarez (1990-92)	.733 (33-45)
9. Mike Conway (1975-78)	.688 (33-48)
10. Juan Betanzos (1982-84)	.655 (36-55)

Career PAT Kicks Made

Name	PATs
1. Colt David (2005-08)	201
2. John Corbello (1999-02)	129
3. David Browndyke (1986-89)	109
4. Drew Alleman (2011-12)	106
5. Mark Lumpkin (1968-70)	92
6. Juan Betanzos (1982-84)	91
7. Colby Delahoussaye (2013-present)	90
8. Mike Conway (1975-78)	88

2008: 2 (Jordan Jefferson, Deangelo Peterson)

2009: 2 (Dominique Allen, Rueben Randle)

2005: 0

Four LSU True Freshmen Score in the Same Game for the First Time in School History

When LSU beat Sam Houston State 56-0 on Sept. 6, something happened in the game that had previously never been accomplished in LSU history: Four true freshmen scored a touchdown in the same game. RB **Leonard Fournette** scored on a four-yard TD run in the first quarter, QB **Brandon Harris** scored on a 46-yard TD run in the second quarter, RB **Darrel Williams** scored on a one-yard TD run in the third quarter and WR **Malachi Dupre** hauled in an eight-yard TD pass from Harris in the fourth quarter. The previous high was three true freshmen against Rice on Sept. 25, 1982 when RB Dalton Hilliard, RB Gary James and TE Mitch Andrews scored touchdowns.

LSU Has Played 17 True Freshmen in 2014, Second-Most in the SEC

LSU has played a total of 17 true freshmen this season, a figure that ranks as the most in the 10 seasons under head coach **Les Miles**. The previous high for true freshmen in a season under Coach Miles was 15 in 2012. LSU's 17 currently ranks second this season among Southeastern Conference teams, only trailing Tennessee's 22 true freshmen. Texas A&M is third at 14 and Arkansas and Alabama are tied for fourth with 12 true freshmen.

No. 18 Tradition Passed Down to Terrence Magee

A tradition established in 2003 continues as senior running back **Terrence Magee** was voted to wear the No. 18 jersey for the 2014 season. Magee was presented the jersey by coach **Les Miles** following a vote of the coaching staff and former LSU No. 18s during the Tigers' first team meeting of fall camp on Sunday, Aug. 3. Jersey No. 18 was born when, in 2003, quarterback Matt Mauck guided LSU to its first national championship since 1958. His number became synonymous with success -- both on and off the field -- as well as a selfless attitude that has become the epitome of being an LSU football player. After his final year with the Tigers, Mauck passed the jersey number down to running back Jacob Hester, who then helped LSU to another national title in 2007. Here is a look at the jersey No. 18s:

Years	Player	Position
2003	Matt Mauck	QB
2004-07	Jacob Hester	RB
2008-09	Richard Dickson	TE
2010	Richard Murphy	RB
2011	Brandon Taylor	S
2012	Bennie Logan	DT
2013	Lamin Barrow	LB
2014	Terrence Magee	RB

LSU: The SEC's Winningest Team Since 2005

LSU is the winningest program in the SEC since the start of **Les Miles'** tenure as head coach in 2005 as the Tigers have posted a 103-28 mark during that span. The 103 victories for LSU are 10 better than Florida and Georgia, while the Tigers are also tops in final poll rankings. LSU is also fourth nationally in wins since 2005 behind only Boise State (112), Ohio State (108) and Oregon (105).

Team	W-L	Bowls	SEC Titles	Top 25
LSU	103-28	10	2	8
Florida	93-35	9	2	6
Georgia	93-38	10	1	6
Auburn	87-41	8	2	5
Alabama	86-25	10	3	6
South Carolina	83-45	9	0	4
Arkansas	69-56	6	0	3
Mississippi State	64-60	6	0	1
Tennessee	63-61	5	0	2
Ole Miss	58-65	5	0	2
Kentucky	53-71	5	0	0
Vanderbilt	52-70	4	0	2

Wins Since 2005 (Nationally)

Boise State	112
Ohio State	108
Oregon	105
LSU	103
Oklahoma	101
TCU	99
Southern Cal	97
Wisconsin	97
Texas	94
Virginia Tech	94
Florida	93
Georgia	93

LSU's 20-Plus Yards Play Breakdown

BY PLAY	
Pass.....	33
Rush.....	25
TOTAL.....	58

BY GAME

vs. Wisconsin.....	5
vs. Sam Houston State.....	6
vs. ULM.....	6
vs. Mississippi State.....	8
vs. New Mexico State.....	8
vs. Auburn.....	4
vs. Florida.....	3
vs. Kentucky.....	6
vs. Ole Miss.....	6
vs. Alabama.....	0
vs. Arkansas.....	0
vs. Texas A&M.....	6

BY QUARTER

1st.....	11
2nd.....	16
3rd.....	14
4th.....	17

RUSHING

Leonard Fournette.....	9
Terrence Magee.....	6
Anthony Jennings.....	3
Brandon Harris.....	3
Kenny Hilliard.....	2
Darrel Williams.....	1

PASSING

Anthony Jennings.....	19
Brandon Harris.....	13
Terrence Magee.....	1

RECEIVING

Travin Dural.....	13
Malachi Dupre.....	7
John Diarse.....	4
Leonard Fournette.....	3
Trey Quinn.....	3
Travis Dickson.....	1
Darrel Williams.....	1
Terrence Magee.....	1

20 OR MORE YARD TOUCHDOWNS

Travin Dural.....	4
Malachi Dupre.....	3
Leonard Fournette.....	2
John Diarse.....	1
Brandon Harris.....	1
Kenny Hilliard.....	1
Terrence Magee.....	1
Darrell Williams.....	1

LSU's 20-Plus Yards Plays of 2014

Yards	Type	Player	Opponent	Qtr.
94	Pass	Travin Dural from Anthony Jennings	SHSU	1*
80	Pass	Travin Dural from Anthony Jennings	Wisc.	1*
52	Pass	Malachi Dupre from Brandon Harris	AU	1
49	Pass	Travin Dural from Anthony Jennings	Miss. St.	4
46	Run	Brandon Harris	SHSU	2*
46	Run	Leonard Fournette	A&M	4
44	Pass	Travin Dural from Anthony Jennings	Wisc.	3
44	Pass	Malachi Dupre from Terrence Magee	Miss. St.	1
41	Pass	Travin Dural from Anthony Jennings	UF	4
41	Pass	Malachi Dupre from Anthony Jennings	A&M	4
40	Run	Leonard Fournette	SHSU	1
40	Pass	Travin Dural from Anthony Jennings	AU	4
40	Pass	Leonard Fournette from Anthony Jennings	UM	1
39	Pass	Terrence Magee from Anthony Jennings	UM	1
38	Run	Terrence Magee	UK	3
37	Pass	John Diarse from Anthony Jennings	AU	3
36	Pass	John Diarse from Anthony Jennings	Wisc.	4*
36	Run	Anthony Jennings	A&M	2
35	Run	Terrence Magee	UK	3
33	Pass	Leonard Fournette from Brandon Harris	NMSU	2
32	Pass	Travin Dural from Anthony Jennings	ULM	3
32	Run	Brandon Harris	AU	2
32	Pass	Travin Dural from Anthony Jennings	UK	2*
31	Pass	Malachi Dupre from Brandon Harris	Miss. St.	4*
31	Run	Anthony Jennings	UK	4
30	Pass	Malachi Dupre from Brandon Harris	Miss. St.	4*
28	Run	Kenny Hilliard	Wisc.	4*
28	Pass	Travin Dural from Anthony Jennings	SHSU	1*
27	Pass	Travin Dural from Anthony Jennings	Wisc.	4
27	Run	Leonard Fournette	SHSU	4
27	Pass	Malachi Dupre from Brandon Harris	NMSU	2*
27	Pass	Trey Quinn from Brandon Harris	NMSU	3
27	Pass	Travis Dickson from Anthony Jennings	UK	1
26	Run	Kenny Hilliard	NMSU	3
26	Run	Anthony Jennings	A&M	1
26	Run	Terrence Magee	A&M	3
25	Pass	Darrel Williams from Brandon Harris	Miss. St.	4
25	Run	Terrence Magee	UM	2
24	Run	Leonard Fournette	ULM	3*
23	Pass	John Diarse from Anthony Jennings	ULM	1
23	Run	Terrence Magee	NMSU	3
23	Run	Terrence Magee	UK	3*
22	Pass	John Diarse from Brandon Harris	SHSU	3
22	Run	Darrel Williams	ULM	2*
22	Run	Anthony Jennings	ULM	2
22	Pass	Travin Dural from Anthony Jennings	Miss. St.	2
22	Pass	Travin Dural from Brandon Harris	Miss. St.	4
22	Pass	Travin Dural from Brandon Harris	NMSU	2
22	Pass	Malachi Dupre from Brandon Harris	NMSU	2
22	Pass	Trey Quinn from Anthony Jennings	UM	3
22	Run	Leonard Fournette	UM	4
22	Run	Leonard Fournette	A&M	2*
21	Run	Brandon Harris	NMSU	4
20	Pass	Leonard Fournette from Anthony Jennings	ULM	2
20	Run	Leonard Fournette	Miss. St.	2
20	Run	Leonard Fournette	UF	2

20	Run	Leonard Fournette	UF	3
20	Pass	Trey Quinn from Anthony Jennings	UM	4

*Denotes play resulted in touchdown.

GAME-BY-GAME NOTABLES

Opponent	Captains	Coin Toss	Kickoff/Receive	LSU 1st Poss.	Game Time (CT)	Game Length	Jerseys	Result
vs. Wisconsin	L. Collins, T. Magee, D. Welter, J. Rasco, R. Ferguson, J. Keehn	Loss	Receive	Punt	8:15 p.m.	3:28	White	W, 28-24
Sam Houston State	K. Hilliard, C. Neighbors, J. Collins, C. Delahoussaye	Loss	Kickoff	Touchdown	6:39 p.m.	3:10	White	W, 56-0
ULM	L. Collins, J. Hawkins, D. Thomas, J. Adams	Loss	Receive	Punt	6:02 p.m.	3:01	Purple	W, 31-0
Mississippi State	K. Hilliard, A. Jennings, R. Martin, J. Rasco, D. Riley	Loss	Receive	Punt	6:12 p.m.	3:37	White	L, 34-29
New Mexico State	E. Pocic, K. Alexander, D. Thomas, D. Jones	Loss	Kickoff	Fumble	6:39 p.m.	3:17	Purple	W, 63-7
at Auburn	L. Collins, J. Hawkins, K. Alexander, T. Magee	Loss	Receive	Punt	6:01 p.m.	3:18	White	L, 41-7
at Florida	L. Collins, D. Gordon, D. Hunter, K. Beckwith	Won	Kickoff	Punt	6:40 p.m.	3:30	White	W, 30-27
Kentucky	V. Alexander, E. Porter, K. Alexander, D. Riley	Loss	Receive	Touchdown	6:39 p.m.	3:24	White	W, 41-3
Ole Miss	L. Collins, T. Magee, K. Beckwith, D. Hunter, J. Keehn, T. White	Won	Kickoff	Missed FG	6:21 p.m.	3:30	White	W, 10-7
Alabama	L. Collins, C. Neighbors, K. Beckwith, D. Welter	Won	Kickoff	Punt	7:12 p.m.	3:55	White	L, 20-13 (OT)
Arkansas	L. Collins, D. Gordon, J. Collins, T. Domingue	Won	Kickoff	Punt	7:07 p.m.	2:57	White	L, 17-0
Texas A&M	L. Collins, T. Dickson, D. Gordon, J. Keehn	Loss	Kickoff	Interception	6:33 p.m.	3:21	White	W, 23-17

BY THE NUMBERS

102,321

new stadium capacity after the south end zone project finished in summer of 2014. Also the largest crowd in Tiger Stadium history three times.

1,500

old dorm rooms below the east and west stands

.726

winning percentage after 566 home games (402-146-18)

89

89-yard punt return by Billy Cannon to beat Ole Miss on Halloween Night in 1959

91st

year of LSU football in Tiger Stadium dating back to 1924

92

times the crowd has exceeded 90,000 for a game

428

windows replaced on the North End of the stadium prior to the 2012 season

70-8

Saturday night record since 2000

62-9

home record under head coach Les Miles

15

undefeated home seasons, including four under Les Miles

10

trips by the "ESPN College GameDay" crew

6th

largest on-campus stadium in the nation (102,321)

7


times named the toughest place in the nation to play a road game by national media outlets

1

win over a No. 1 ranked team (def. Florida, 28-21, in 1997)

Tiger Stadium

COLLEGE FOOTBALL'S ULTIMATE SETTING



“THE SCARIEST PLACE TO PLAY IN AMERICA”

- ESPN.COM, ESPN COLLEGE FOOTBALL LIVE

Notables

- LSU began playing football in Tiger Stadium in 1924 and is currently in its 91st year in the venerable stadium. This season marks the 84th year LSU has played under the lights in Death Valley. The Tigers defeated Spring Hill, 35-0, on Oct. 3, 1931 in the first night game in the stadium's history.
- Head coach **Les Miles** is 45-4 in Saturday Night home games. The only losses were to two top-ranked teams -- No. 1 Florida on Oct. 10, 2009 and No. 1 Alabama on Nov. 3, 2012 -- to another that became No. 1 in Mississippi State on Sept. 20, 2014 and to No. 5 Alabama on Nov. 8, 2014. LSU's last non-conference home loss was to UAB on Sept. 23, 2000.
- Since national attendance figures began being kept in 1957, LSU has finished in the nation's top 10 in average attendance in 50 of the past 57 seasons.
- Since 1960, LSU owns a stellar 236-63-4 (.785) record in traditional Tiger Stadium night games. The Tigers are 32-25-3 (.558) at home during the day in that span.
- LSU has won 40 consecutive home games over non-conference opponents. **Les Miles** is 31-0 in non-conference home games.

Quotables

“I'm not sure what it was like to walk into the Coliseum, but I bet it was something like this. The best place in the world to watch a sporting event.”

- **Wright Thompson, ESPN Senior Writer**

“Dark. That combined with Tiger Stadium on a Saturday night is something loud, strange and holy. There is noise everywhere in stadiums from Eugene to Tuscaloosa. Only in Baton Rouge is there a living, breathing being lurking in its grand, old stadium.”

- **Dennis Dodd, CBSSports.com**

“Best stadium -- Tiger Stadium, LSU. The pregame festivities, the deafening noise -- there's no other place like it.”

- **Matt Hayes, Sporting News**

“Death Valley is the pound-for-pound king of noise in college football. The place is just mind-numbingly loud for a ridiculous amount of time.”

- **Bruce Feldman, FoxSports.com**

“For three hours on Saturday night, I don't know that there has ever been an atmosphere in sports that I've been a part of that was as memorable to me. When you're there, you don't want to miss anything.”

- **Scott Van Pelt, ESPN**

LSU Tigers Depth Chart (Based on Game Starters)

OFFENSE

X	83	Travin Dural	6-2	192	So.-1L
	15	Malachi Dupre	6-3	187	Fr.-HS
	8	Trey Quinn	6-0	194	Fr.-HS
LT	70	La'el Collins	6-5	321	Sr.-2L
	63	K.J. Malone	6-3	289	Fr.-RS
LG	74	Vadal Alexander	6-6	320	Jr.-2L
	75	Evan Washington	6-6	334	Sr.-1L
	69	Fehoko Fanaika	6-6	330	Sr.-1L
C	77	Ethan Pocic	6-7	301	So.-1L
	72	Andy Dodd	6-4	336	Fr.-RS
RG	75	Evan Washington	6-6	334	Sr.-1L
	69	Fehoko Fanaika	6-6	330	Sr.-1L
	77	Ethan Pocic	6-7	301	So.-1L
	76	Josh Boutte	6-5	340	So.-SQ
RT	65	Jerald Hawkins	6-6	309	So.-1L
	71	Jonah Austin	6-6	330	Jr.-1L
TE	85	Dillon Gordon	6-4	295	Jr.-2L
	84	Logan Stokes	6-5	255	Sr.-1L
-or-	89	DeSean Smith	6-5	242	So.-1L
-or-	41	Travis Dickson	6-3	237	Sr.-2L
-or-	44	Colin Jeter	6-6	236	So.-JC
Z	9	John Diarse	6-0	210	Fr.-RS
	82	D.J. Chark	6-2	184	Fr.-HS
	87	Kevin Spears	6-3	195	Fr.-RS
QB	10	Anthony Jennings	6-2	216	So.-1L
	6	Brandon Harris	6-3	188	Fr.-HS
RB	7	Leonard Fournette	6-1	230	Fr.-HS
-or-	18	Terrence Magee	5-9	217	Sr.-2L
	27	Kenny Hilliard	6-0	232	Sr.-3L
	34	Darrel Williams	6-0	230	Fr.-HS
FB	43	Connor Neighbors	5-11	229	Sr.-2L
	49	Melvin Jones	6-2	258	So.-1L

DEFENSE

DE	94	Danielle Hunter	6-6	240	Jr.-2L
	98	Deondre Clark	6-3	244	Fr.-HS
	58	Sione Teuhema	6-4	232	Fr.-HS
DT	57	Davon Godchaux	6-4	298	Fr.-HS
	95	Quentin Thomas	6-4	303	Jr.-1L
	97	Frank Herron	6-4	278	Fr.-RS
	99	Greg Gilmore	6-5	305	Fr.-RS
DT	91	Christian LaCouture	6-5	300	So.-1L
	90	Maquedius Bain	6-4	299	Fr.-RS
DE	59	Jermauria Rasco	6-3	247	Sr.-3L
	46	Tashawn Bower	6-5	237	So.-1L
	92	Lewis Neal	6-1	255	So.-1L
	54	Justin Maclin	6-4	240	Sr.-SQ
Sam	23	Lamar Louis	6-0	229	Jr.-2L
	40	Duke Riley	6-1	218	So.-1L
	48	Donnie Alexander	6-1	201	Fr.-HS
Mike	52	Kendell Beckwith	6-2	245	So.-1L
	31	D.J. Welter	6-1	235	Sr.-1L
	3	Clifton Garrett	6-2	242	Fr.-HS
Will	4	Kwon Alexander	6-2	227	Jr.-2L
	45	Deion Jones	6-1	220	Jr.-2L
	22	Ronnie Feist	6-1	224	Jr.-1L
CB	32	Jalen Collins	6-2	198	Jr.-2L
	24	Ed Paris	6-1	208	Fr.-HS
S	28	Jalen Mills	6-0	194	Jr.-2L
	29	Rickey Jefferson	6-0	204	So.-1L
	12	Corey Thompson	6-2	218	Jr.-2L
S	26	Ronald Martin	6-2	220	Sr.-3L
	33	Jamal Adams	6-0	206	Fr.-HS
CB	16	Tre'Davious White	5-11	191	So.-1L
	32	Jalen Collins	6-2	198	Jr.-2L
Nickel	33	Jamal Adams	6-0	206	Fr.-HS

PRONUNCIATIONS

Players		
74	Vadal Alexander	OG
	vuh-Dall	
90	Maquedius Bain	DT
	muh-Quay-dee-us	
70	La'el Collins	OT
	Lah-ell	
42	Colby Delahoussaye	PK
	Dell-uh-hoos-ee	
9	John Diarse	WR
	Dee-arse	
14	Trent Domingue	PK
	Doe-mang	
15	Malachi Dupre	WR
	Mal-uh-kye Doo-ree	
83	Travin Dural	WR
	Tray-vin	
69	Fehoko Fanaika	OG
	fuh-hoe-koe fuh-Nye-kuh	
57	Davon Godchaux	DT
	duh-Vahn God-chaw	
94	Danielle Hunter	DE
	duh-NEEL	
91	Christian LaCouture	DT
	Lock-uh-chur	
1	Quantavious Leslie	WR
	Owan-tay-vee-us	
77	Ethan Pocic	C
	Poe-sick	
59	Jermauria Rasco	DE
	Jer-maw-ree-A	
58	Sione Teuhema	DE
	See-oh-nee Tuh-hoo-muh	
Coaches		
	Bradley Dale Peveto	ST
	Pea-vuh-toe	

SPECIAL TEAMS

PK	42	Colby Delahoussaye	5-10	176	So.-1L
	14	Trent Domingue	6-1	170	So.-SQ
KO	14	Trent Domingue	6-1	170	So.-SQ
-or-	36	Cameron Gamble	5-11	190	Fr.-HS
PR	16	Tre'Davious White	5-11	191	So.-1L
	8	Trey Quinn	6-0	194	Fr.-HS
HOLD	16	Brad Kragthorpe	6-0	200	Jr.-SQ
	13	Chris LaBorde	6-0	191	Jr.-SQ
KOR	7	Leonard Fournette	6-1	230	Fr.-HS
	18	Terrence Magee	5-9	217	Sr.-2L
P	38	Jamie Keehn	6-4	220	Jr.-2L
	14	Trent Domingue	6-1	170	So.-SQ
SNP	50	Reid Ferguson	6-2	236	Jr.-2L
	53	Logan Boudreaux	5-11	218	Jr.-SQ

LOCATION OF COACHES

On The Field
Les Miles, head coach
Frank Wilson, running backs
Steve Ensminger, tight ends
Brick Haley, defensive line
Adam Henry, wide receivers
Bradley Dale Peveto, special teams
Corey Raymond, defensive backs
Jeff Grimes, offensive line
In The Press Box
John Chavis, defensive coordinator
Cam Cameron, offensive coordinator

The Last Meeting

LSU

#11 Notre Dame 14

#8 LSU 41



Jan. 3, 2007 • Superdome • New Orleans, La. • 77,781

LSU Shuts Down Irish in Sugar Bowl Victory

JaMarcus Russell threw for 332 yards and a pair of touchdowns and the Tiger defense shut down Notre Dame's potent offensive attack in a 41-14 win over the Irish in the 2007 Allstate Sugar Bowl in New Orleans. In a game that featured two of the nation's top quarterbacks in Russell and Brady Quinn, it was the LSU quarterback who held the upperhand, outplaying his Notre Dame counterpart. In one of his best overall performances as a Tiger, Russell accounted for nearly 350 yards of offense and three LSU scores, including two in the first half as the Tigers led 21-14 at halftime. For the game, Russell completed 21-of-34 passes, while Quinn was just 15-of-35 with two interceptions. LSU wasted little time in taking control of the game as the Tigers needed only two plays to take a 7-0 lead. LSU's first points of the game came following a Notre Dame possession that saw the Irish unsuccessfully fake a punt from deep in their own territory. After another defensive stop by the Tigers, LSU went 80 yards on eight plays, capped with a Russell-to-Dwayne Bowe 11-yard TD pass for a 14-0 advantage. The Irish scored on its next possession to cut the margin to 14-7 at the end of the first quarter. The Irish then knotted up the contest at 14-14 late in the second quarter on a Quinn TD pass. The Tigers came right back, though, taking a 21-14 advantage just before halftime on a 5-yard run by Russell. Russell's TD run was set up when the quarterback connected with Early Doucet on a 58-yard pass down to the Irish 5-yard line. LSU built on that momentum in the second half as the Tigers scored 13 straight points to open the third quarter to extend the lead to 34-14. Notre Dame never could recover as the Tigers tacked on another TD in the fourth quarter for the final margin.

	1	2	3	4	F
Notre Dame	7	7	0	0	14
LSU	14	7	13	7	41

SCORING SUMMARY

LSU	11:16	1Q	Williams 3 yd run (David kick)
LSU	6:03	1Q	Bowe 11 yd pass from Russell (David kick)
ND	1:26	1Q	Grimes 24 yd pass from Quinn (Gioia kick)
ND	2:25	2Q	Samardzija 10 yd pass from Quinn (Gioia kick)
LSU	1:15	2Q	Russell 5 yd run (David kick)
LSU	9:34	3Q	David 25 yd field goal
LSU	3:48	3Q	David 37 yd field goal
LSU	0:18	3Q	LaFell 58 yd pass from Russell (David kick)
LSU	7:27	4Q	Williams 20 yd run (Gaudet kick)

LSU LEADERS

RUSHING	Att.	Gain	Lost	Net	TD	Long
Keiland Williams	14	108	1	107	2	20

PASSING	Att.	Comp	Int	Yds	TD	Long	Sacks
JaMarcus Russell	34	21	1	332	2	58	1

RECEIVING	No.	Yds.	TD	Long
Early Doucet	8	115	0	58

STATISTICAL COMPARISON

Category	LSU	ND	CONF. (NCAA) RANKING	
			LSU	ND
Record:	8-4	7-5	--	--
Conference:	4-4	N/A	--	--
Scoring Offense:	27.6	33	11 (73)	(39)
Total Offense:	383.4	444.6	10 (77)	(35)
Rushing Offense:	219.5	150.8	5 (27)	(81)
Passing Offense:	163.9	293.8	14 (114)	(16)
Scoring Defense:	16.4	29.3	2 (3)	(82)
Total Defense:	305.8	401.5	1 (8)	(69)
Pass Defense:	162.3	239.8	2 (4)	(83)
Rushing Defense:	143.5	161.7	7 (38)	(62)
KO Ret. Avg.:	23.92	20.93	4 (14)	(60)
Punt Ret. Avg.:	11	9.3	6 (15)	(43)
Time of Poss.:	33:58	29:15	1 (4)	(78)
3rd Down Conv.:	.393	.457	10 (72)	(29)
Opp. 3rd-D Conv.:	.333	.407	3 (15)	(71)
TO Margin:	+4	-4	7 (38)	(89)
Net Punting:	41.3	37.8	3 (7)	(53)
Fumbles Recovered:	10	6	4 (44)	(98)
Passes Intercepted:	10	16	10 (76)	(14)
Fumbles Lost:	7	4	5 (39)	(6)
Turnovers Gained:	20	22	10 (58)	(38)
Turnovers Lost:	16	26	4 (28)	(107)
Passing Efficiency:	126.3	142.5	9 (68)	(34)
Pass Efficiency Defense:	98.7	131.4	1 (1)	(82)
Fewest Penalties:	69	56	10 (54)	(17)
Fewest Yards Penalized:	588	472	9 (46)	(16)
Sacks:	1.6	3.4	12 (97)	(71)
Tackles for Losses:	5.75	5.83	9 (67)	(63)
First Downs:	245	286	11 (74)	(28)
Red Zone Offense:	.800	.807	12 (83)	(78)
Red Zone Defense:	.778	.854	5 (31)	(87)

The Series: Tied 5-5

1970: ND, 3-0	Nov. 21 at South Bend
1971: LSU, 28-8	Nov. 20 at Baton Rouge
1981: ND, 27-9	Sept. 12 at South Bend
1984: ND, 30-22	Oct. 27 at Baton Rouge
1985: LSU, 10-7	Nov. 23 at South Bend
1986: LSU, 21-19	Nov. 22 at Baton Rouge
1997: ND, 24-6	Nov. 15 at Baton Rouge
1997: LSU, 27-9	Dec. 28 at Shreveport
1998: ND, 39-36	Nov. 21 at South Bend
2007: LSU, 41-14	Jan. 3 at New Orleans (Sugar Bowl)

At Baton Rouge: tied at 2-2
 At South Bend: Irish lead 3-1
 At Other Sites: LSU lead 2-0
 Les Miles vs. Notre Dame: 1-0



1970

Notre Dame Stadium • South Bend, Ind.
Nov. 21, 1970 (59,075)

Notre Dame 3, LSU 0

The score indicated a victory for fourth-ranked Notre Dame, a loss for sixth-ranked LSU. However, the 3-0 final didn't tell the whole story. The game was a monumental defensive struggle which sent writers from all over the nation scurrying to their thesauruses for proper descriptions of the encounter. A 24-yard field goal with 2:54 to play by Notre Dame's Scott Hempel was the difference in the contest, called by many as the finest ever played in Notre Dame Stadium. LSU's defense was superb as it held the undefeated Irish without a first down from the 2:00 mark of the second quarter until the midway point of the final period. Notre Dame, in fact, gained only one net yard in the entire third quarter. A Notre Dame punt pinned LSU back on its one-yard line with 6:50 remaining in the game. The Tigers could not pick up a first down, and after a punt into a strong wind, the Irish took over at the LSU 36-yard line. Notre Dame moved 29 yards to the LSU seven, where Joe Theismann's third-down pass to Tom Gatewood was nearly intercepted in the end zone by Tommy Casanova. Hempel then booted the game-winning 24-yard field on fourth down. Bert Jones threw three incomplete passes on the Tigers' ensuing possession and Theismann sealed the Notre Dame win with a 26-yard run on third-and-five at the Irish 41-yard line. The Tigers held Notre Dame, which was averaging 540 yards per game in total offense, to just 227 total yards.

LSU	0	0	0	0	--0
Notre Dame	0	0	0	3	--3

SCORING SUMMARY

ND 4Q 2:54 Hempel 24 FG

LSU LEADERS

Rushing	Att.	Yards	TD	Lg.
Art Cantrelle	23	94	0	15

Passing	Att.	Comp.	Int.	Yards	TD	Lg.
Buddy Lee	7	3	1	53	0	27
Bert Jones	8	3	1	29	0	12

Receiving	No.	Yards	TD	Lg.
Andy Hamilton	3	62	0	27



Notre Dame quarterback Joe Theismann against the Tiger in the first matchup in 1970 at Notre Dame stadium.

1971

Tiger Stadium • Baton Rouge, La.
Nov. 20, 1971 (66,996)

LSU 28, Notre Dame 8

A roaring crescendo of sound echoed through Death Valley as the long-awaited clash between 14th-ranked LSU and seventh-ranked Notre Dame unfolded. Some 30 million fans also watched on national television (ABC) as LSU amazed the football world with a sound thrashing of the Irish. The Tigers put together offense and defense in a near-perfect example of college football to astound observers as they stopped the Irish three times with the goal line close at hand. Quarterback Bert Jones, starting his first game since the season opener versus Colorado, threw two touchdown passes to Andy Hamilton as he completed seven of nine attempts for 143 yards. Jones also scored on a five-yard run, and Paul Lyons passed to Hamilton for the other Tiger score as LSU broke two Irish streaks: Notre Dame hadn't been scored in the second half all season or in the fourth quarter in 20 straight games. LSU on three occasions stopped Notre Dame deep in Tiger territory. The LSU defense was paced by linebacker Warren Capone, who intercepted two passes, and by cornerback Tommy Casanova, who picked off an Irish aerial in the end zone. After the game, coach Charles McClendon exclaimed, "This was the greatest win in Tiger Stadium in my 19 years at LSU!"

Notre Dame	0	0	0	8	--8
LSU	7	7	7	7	--28

SCORING SUMMARY

LSU	1Q	10:47	Hamilton 36 pass from Jones (Michaelson kick)
LSU	2Q	1:14	Hamilton 32 pass from Jones (Michaelson kick)
LSU	3Q	:10	Jones 5 run (Michaelson kick)
ND	4Q	2:54	Gatewood 7 pass from Brown (Minnix pass from Brown)
LSU	4Q	:20	Hamilton 13 pass from Lyons (Michaelson kick)

LSU LEADERS

Rushing	Att.	Yards	TD	Lg.
Art Cantrelle	18	52	0	7

Passing	Att.	Comp.	Int.	Yards	TD	Lg.
Bert Jones	9	7	0	143	2	36

Receiving	No.	Yards	TD	Lg.
Andy Hamilton	7	153	3	36



1981

Notre Dame Stadium • South Bend, Ind.
Sept. 12, 1981 (59,075)

Notre Dame 27, LSU 9

Fourth-ranked Notre Dame, playing its first home game under first-year head coach Gerry Faust, raced to a 14-0 first-quarter lead and posted a 27-9 victory over LSU. The Irish scored at the 12:01 mark of the first quarter when quarterback Blair Kiel hit Larry Moriarty with a seven-yard scoring strike. Notre Dame added another TD with 7:43 remaining in the opening period when Phil Carter scored on a one-yard run to culminate a 72-yard drive. Notre Dame later drove 69 yards in 10 plays, hitting paydirt on Tony Hunter's one-yard run to increase the lead to 20-0 with 8:37 left in the first half. Following a James Britt interception early in the third quarter, LSU got on the scoreboard when David Johnston booted a 23-yard field goal. Later in the period, Stacey Toran intercepted a pass in LSU territory, and the Irish scored on a 10-play, 49-yard drive. Backup quarterback Tim Koegel's six-yard pass to Dave Condeni culminated the march, which gave Notre Dame a 27-3 advantage. The Tigers scored their only TD with 23 seconds remaining in the contest on Eric Martin's 26-yard scamper.

LSU	0	0	3	6	--9
Notre Dame	14	6	7	0	--27

SCORING SUMMARY


ND	1Q	12:01	Moriarty 7 pass from Kiel (Oliver kick)
ND	1Q	7:43	Carter 1 run (Oliver kick)
ND	2Q	8:37	Hunter 1 run (kick failed)
LSU	3Q	12:41	Johnston 23 FG
ND	3Q	5:35	Condeni 6 pass from Koegel (Oliver kick)
LSU	4Q	:23	Martin 26 run (pass failed)

LSU LEADERS

Rushing	Att.	Yards	TD	Lg.
Eric Martin	5	50	1	26

Passing	Att.	Comp.	Int.	Yards	TD	Lg.
Alan Risher	13	5	2	48	0	37

Receiving	No.	Yards	TD	Lg.
Lester Dunn	1	37	0	37



1984

Tiger Stadium • Baton Rouge, La.
Oct. 27, 1984 (78,033)

Notre Dame 30, LSU 2

Notre Dame knocked No. 7 LSU from the ranks of the unbeaten with a 30-22 victory in a game nationally televised by ABC. The LSU defense created a scoring opportunity in the first quarter when cornerback Norman Jefferson jarred the ball loose from Notre Dame running back Allen Pinkett and Gregg Dubroc recovered at the Irish 48-yard line. Quarterback Jeff Wickersham led the Tigers to the end zone, connecting with Dalton Hilliard on a three-yard TD pass. The rest of the game, however, belonged to Notre Dame as Pinkett rushed for 162 yards and two touchdowns, and John Carney kicked three field goals. The Irish limited LSU to 118 rushing yards, including a 66-yard TD dash by Hilliard in the third quarter. LSU reduced a 30-14 Notre Dame lead in the fourth quarter when Wickersham connected with Rogie Magee on a 50-yard scoring strike. Wickersham's two-point conversion pass to Herman Fontenot narrowed the deficit to 30-22, but the Tigers could not close the gap any further.

Notre Dame	7	10	3	10	--30
LSU	7	0	7	8	--22

SCORING SUMMARY

LSU	1Q	10:56	Hilliard 3 pass from Wickersham (Betanzos kick)
ND	1Q	5:30	Pinkett 1 run (Carney kick)
ND	2Q	8:20	Carney 44 FG
ND	2Q	:28	Pinkett 2 run (Carney kick)
ND	3Q	*	Carney 37 FG
LSU	3Q	*	Hilliard 66 run (Betanzos kick)
ND	4Q	*	Carney 34 FG
ND	4Q	*	Brooks 3 run (Carney kick)
LSU	4Q	*	Magee 50 pass from Wickersham (Fontenot pass from Wickersham)

* - time not available due to scoreboard clock malfunction

LSU LEADERS

Rushing	Att.	Yards	TD	Lg.
Dalton Hilliard	13	118	1	66

Passing	Att.	Comp.	Int.	Yards	TD	Lg.
Jeff Wickersham	27	19	1	213	2	50

Receiving	No.	Yards	TD	Lg.
Dalton Hilliard	6	45	1	19



1985

Notre Dame Stadium • South Bend, Ind.
Nov. 23, 1985 (59,075)

LSU 10, Notre Dame 7

No. 17 LSU invaded hallowed Notre Dame Stadium as a slight underdog, but the Tigers came away with a 10-7 victory. Notre Dame marched 64 yards in nine plays to open the scoring in the first quarter as flanked Ron Brown dashed 18 yards for a touchdown. LSU scored on the final play of the first half when Matt DeFrank booted a 27-yard field goal to trim the Irish lead to 7-3 at intermission. Notre Dame opened the second half by driving 73 yards on 18 plays; however, the march ended when LSU's Henry Thomas blocked John Carney's 23-yard field goal attempt. With five minutes remaining in the game, quarterback Jeff Wickersham led the Tigers on a 52-yard scoring drive that culminated with a two-yard TD run by Garry James, staking LSU to a 10-7 lead. Linebacker Ron Sancho intercepted a Notre Dame pass at the Tigers' 31-yard line with 1:50 remaining, apparently sealing an LSU victory. But, Notre Dame defender Eric Dorsey recovered a Dalton Hilliard fumble on the next play, giving the Irish another chance. Safety Steve Rehage then intercepted Notre Dame quarterback Steve Beuerlein's pass to ensure the LSU win. Wickersham enjoyed one of his best days as a Tiger, completing 31 of 42 passes for 294 yards. Thomas led the LSU defense as he blocked two field goals and collected nine tackles.

LSU	0	3	0	7	--10
Notre Dame	7	0	0	0	--7

SCORING SUMMARY

ND	1Q	9:26	R. Brown 18 run (Carney kick)
LSU	2Q	:00	DeFrank 27 FG
LSU	4Q	3:26	G. James 2 run (DeFrank kick)

LSU LEADERS

Rushing	Att.	Yards	TD	Lg.
Dalton Hilliard	19	46	0	6

Passing	Att.	Comp.	Int.	Yards	TD	Lg.
Jeff Wickersham	42	31	1	294	0	21

Receiving	No.	Yards	TD	Lg.
Sammy Martin	8	75	0	19



1986

Tiger Stadium • Baton Rouge, La.
Nov. 22, 1986 (78,197)

LSU 21, Notre Dame 19

Quarterback Tommy Hodson threw three touchdown passes and the LSU defense staved off a two-point conversion try in the waning moments as the Tigers defeated Notre Dame, 21-19, in a nationally-televised game on ESPN. Hodson's arm twice staked the Tigers to seemingly comfortable leads; however, the Irish nearly scored an upset over the eighth-ranked Tigers. Notre Dame quarterback Terry Andrysiak hit Hiawatha Francisco with a 14-yard TD pass with 3:32 left in the game, but the Irish's two-point conversion attempt failed as Andrysiak's pass was just out of the reach of Joel Williams. Hodson connected with Wendell Davis for a 13-yard TD pass in the first quarter, but Notre Dame tied the contest at 7-7 when Tim Brown raced 96 yards for a touchdown on the ensuing kickoff. The Tigers grabbed a 14-7 lead later in the first period when Hodson hit Rogie Magee with a four-yard scoring toss. Notre Dame closed to within 14-13 in the second half on a pair of John Carney field goals, but Hodson gave the Tigers a 21-13 lead on a four-yard strike to Brian Kinchen with 7:45 remaining in the game. Davis was named the ESPN Player of the Game as he caught seven passes for 121 yards and one TD. He established an LSU record for receiving yards in a season (1,161).

Notre Dame	7	0	3	9	--19
LSU	14	0	0	7	--21

SCORING SUMMARY

LSU	1Q	9:48	Davis 13 pass from Hodson (Brown dyke kick)
ND	1Q	9:36	Brown 96 KO return (Carney kick)
LSU	1Q	:49	Magee 4 pass from Hodson (Brown dyke kick)
ND	3Q	5:50	Carney 31 FG
ND	4Q	11:34	Carney 44 FG
LSU	4Q	7:45	Kinchen 4 pass from Hodson (Brown dyke kick)
ND	4Q	3:32	Francisco 14 pass from Andrysiak (pass failed)

LSU LEADERS

Rushing	Att.	Yards	TD	Lg.
Garland Jean Batiste	13	62	0	14

Passing	Att.	Comp.	Int.	Yards	TD	Lg.
Tommy Hodson	28	20	2	248	3	45

Receiving	No.	Yards	TD	Lg.
Wendell Davis	7	121	1	45



Harvey Williams against the Irish in 1986.

1997

Tiger Stadium • Baton Rouge, La.
Nov. 15, 1997 (80,566)

Notre Dame 24, LSU 6

Notre Dame utilized a strong running game to defeat 11th-ranked LSU, 24-6, in a nationally-televised game on CBS. The Irish started quickly, taking a 17-0 lead in the first quarter on touchdown runs by Autry Denson and Clement Stokes that sandwiched a Scott Cengia field goal. The Tigers didn't mount a serious offensive threat until early in the third quarter when they drove to the Notre Dame 21-yard line. However, the march stalled and Wade Richey's 38-yard field goal attempt hit the left upright and bounced away. Stokes' second TD run gave the Irish a 24-0 lead. LSU averted a shutout when Kevin Faulk scored on a two-yard run with 6:35 to play. Faulk rushed for 105 yards on 26 carries in the contest, marking his fourth straight 100-yard rushing game.

Notre Dame	17	0	7	0	--24
LSU	0	0	0	6	--6

SCORING SUMMARY

ND	1Q	12:30	Denson 9 run (Cengia kick)
ND	1Q	4:14	Cengia 29 FG
ND	1Q	1:37	Stokes 6 run (Cengia kick)
ND	3Q	5:58	Stokes 1 run (Cengia kick)
LSU	4Q	6:35	Faulk 2 run (pass failed)

LSU LEADERS

Rushing	Att.	Yards	TD	Lg.
Kevin Faulk	26	105	1	14

Passing	Att.	Comp.	Int.	Yards	TD	Lg.
Herb Tyler	30	17	3	167	0	26

Receiving	No.	Yards	TD	Lg.
Abram Booty	4	68	0	26

1997

Independence Stadium • Shreveport, La.
December 28, 1997 (50,459)

LSU 27, Notre Dame 9

Rondell Mealey electrified a frigid Independence Bowl crowd with a 222-yard rushing performance to pace LSU to a convincing 27-9 win over Notre Dame, avenging a loss to the Irish during the regular season. Mealey subbed for starter Kevin Faulk who was injured early in the game, and didn't miss a beat. The teams exchanged field goals early before the LSU touchdown surge began. Scott Cengia hit field goals of 33 and 21 yards for the Irish in the first half while Wade Richey booted a 37-yarder for a 6-3 Notre Dame lead at the half. Richey added a 42-yarder early in the second half before LSU's Herb Tyler hit Abram Booty with a 12-yard scoring strike for a 13-6 Tiger lead. Cengia hit one more field goal, a 33-yarder early in the fourth quarter, but the Irish would score no more. Mealey scored twice in the final period on runs of two and one yard to send LSU to victory.

Notre Dame	3	3	0	3	--9
LSU	0	3	10	14	--27

SCORING SUMMARY

ND	1Q	7:13	Cengia 33 FG
LSU	2Q	7:12	Richey 37 FG
ND	2Q	0:20	Cengia 21 FG
LSU	3Q	9:17	Richey 42 FG
LSU	3Q	4:05	Booty 12 pass from Tyler (Richey kick)
ND	4Q	13:10	Cengia 33 yd FG I
LSU	4Q	12:47	Mealey 2 run (Richey kick)
LSU	4Q	2:22	Mealey 1 run (Richey kick)

LSU LEADERS

Rushing	Att.	Yards	TD	Lg.
Rondell Mealey	34	222	2	78
Tommy Banks	6	23	0	9

Passing	Att.	Comp.	Int.	Yards	TD	Lg.
Herb Tyler	12	5	0	61	1	14

Receiving	No.	Yards	TD	Lg.
Abram Booty	5	61	1	14

1998

Notre Dame Stadium • South Bend, Ind.
Nov. 21, 1998 (80,012)

Notre Dame 39, LSU 36

Tenth-ranked Notre Dame overcame a 14-point second-half deficit to defeat LSU, 39-36, in a nationally-televised game on NBC. The Tigers scored first when Mark Roman returned an interception 53 yards for a touchdown, the first of four returns for touchdowns during the game. Lamont Bryant returned a Kevin Faulk fumble for an Irish touchdown, giving Notre Dame a 14-13 lead, but Faulk responded with an 88-yard kickoff return for a TD as LSU claimed a 21-14 advantage. Two Herb Tyler-to-Abram Booty TD passes gave the Tigers a 34-20 lead in the second half, but the Irish responded with three straight touchdowns, including the game-winner on a 10-yard pass from Jarious Jackson to Raki Nelson with 1:27 remaining in the contest. Faulk set three LSU career records during the game, including rushing touchdowns (45), overall touchdowns (52) and points scored (312). Booty had one of his best days as a Tiger, catching eight passes for 153 yards and two TDs. Roman's interception was the eighth of his career, and he also recorded nine tackles and two forced fumbles in the contest.

LSU	7	14	14	2	--36
Notre Dame	7	7	13	12	--39

SCORING SUMMARY

LSU	1Q	13:04	Roman 53 INT return (Chauvin kick)
ND	1Q	9:53	Givens 22 run (Sansone kick)
LSU	2Q	14:33	Faulk 1 run (kick failed)
ND	2Q	9:19	Bryant 13 fumble return (Sansone kick)
LSU	2Q	9:02	Faulk 88 KO return (Tyler run)
ND	3Q	11:49	Denson 3 run (kick blocked)
LSU	3Q	10:21	Booty 27 pass from Tyler (kick blocked)
LSU	3Q	8:04	Booty 18 pass from Tyler (Boyd kick)
ND	3Q	4:06	Johnson 8 pass from Jackson (Sansone kick)
ND	4Q	13:31	Howard 89 INT return (kick blocked)
ND	4Q	1:27	Nelson 10 pass from Jackson (pass failed)
LSU	4Q	:03	Safety, Jackson downs ball in end zone

LSU LEADERS

Rushing	Att.	Yards	TD	Lg.
Kevin Faulk	31	108	1	12

Passing	Att.	Comp.	Int.	Yards	TD	Lg.
Herb Tyler	21	14	2	186	2	30

Receiving	No.	Yards	TD	Lg.
Abram Booty	8	153	2	33



Johnny Mitchell makes a tackle during the 1998 contest in Tiger Stadium.

THE LAST TIME LSU ... (ALL GAMES)

Scoring

Scored 30 or more points	41 vs. Kentucky (10/18/14)
Scored 40 or more points	41 vs. Kentucky (10/18/14)
Scored 50 or more points	63 vs. New Mexico State (9/27/14)
Scored 60 or more points	63 vs. New Mexico State (9/27/14)
Scored 70 or more points	70 vs. Arkansas State (10/12/90)

Total Offense

Had more than 400 total yards	491 at Texas A&M (11/27/14)
Had more than 450 total yards	491 at Texas A&M (11/27/14)
Had more than 500 total yards	563 vs. New Mexico State (9/27/14)
Had more than 550 total yards	563 vs. New Mexico State (9/27/14)
Had more than 600 total yards	672 vs. Furman (10/26/13)
Had more than 650 total yards	672 vs. Furman (10/26/13)
Had more than 700 total yards	746 vs. Rice (09/24/77)

Rushing Offense

Rushed for 150 or more yards	384 at Texas A&M (11/27/14)
Rushed for 200 or more yards	384 at Texas A&M (11/27/14)
Rushed for 250 or more yards	384 at Texas A&M (11/27/14)
Rushed for 300 or more yards	384 at Texas A&M (11/27/14)
Rushed for 350 or more yards	384 at Texas A&M (11/27/14)
Rushed for 400 or more yards	400 vs. Kentucky (11/01/97)
Rushed for 425 or more yards	433 vs. Houston (09/07/96)
Rushed for 500 or more yards	503 vs. Oregon (10/22/77)

Passing Offense

Passed for 250 or more yards	341 vs. Mississippi State (9/20/14)
Passed for 300 or more yards	341 vs. Mississippi State (9/20/14)
Passed for 350 or more yards	372 at Georgia (09/28/13)
Passed for 400 or more yards	444 vs. Illinois (01/01/02 - Sugar Bowl)
Passed for 450 or more yards	528 at Alabama (11/03/01)
Passed for 500 or more yards	528 at Alabama (11/03/01)

Scoring Defense

Allowed 0 points	0 vs. ULM (9/13/14)
Allowed 3 or fewer points	3 vs. Kentucky (10/18/14)
Allowed 7 or fewer points	7 vs. Ole Miss (10/25/14)
Allowed 10 or fewer points	7 vs. Ole Miss (10/25/14)
Allowed 14 or fewer points	7 vs. Ole Miss (10/25/14)

Total Defense

Allowed fewer than 75 total yards	70 vs. Louisiana-Lafayette (10/05/02)
Allowed fewer than 100 total yards	93 vs. ULM (9/13/14)
Allowed fewer than 125 total yards	93 vs. ULM (9/13/14)
Allowed fewer than 150 total yards	93 vs. ULM (9/13/14)
Allowed fewer than 175 total yards	93 vs. ULM (9/13/14)
Allowed fewer than 200 total yards	93 vs. ULM (9/13/14)
Allowed fewer than 225 total yards	217 vs. Kentucky (10/18/14)
Allowed fewer than 250 total yards	228 at Texas A&M (11/27/14)
Allowed fewer than 275 total yards	228 at Texas A&M (11/27/14)
Allowed fewer than 300 total yards	228 at Texas A&M (11/27/14)

Rushing Defense

Allowed 0 or fewer yards	-4 vs. Northwestern State (09/10/11)
Allowed 10 or fewer yards	-4 vs. Northwestern State (09/10/11)
Allowed 20 or fewer yards	16 vs. ULM (9/13/14)
Allowed 30 or fewer yards	16 vs. ULM (9/13/14)
Allowed 40 or fewer yards	16 vs. ULM (9/13/14)
Allowed 50 or fewer yards	16 vs. ULM (9/13/14)
Allowed 60 or fewer yards	16 vs. ULM (9/13/14)
Allowed 70 or fewer yards	16 vs. ULM (9/13/14)
Allowed 80 or fewer yards	71 vs. Kentucky (10/18/14)
Allowed 90 or fewer yards	84 at Texas A&M (11/27/14)
Allowed 100 or fewer yards	84 at Texas A&M (11/27/14)

THE LAST TIME LSU ... (ALL GAMES)

Passing Defense

Allowed 0 passing yards	0 vs. Alabama (11/06/71)
Allowed 50 or fewer yards	50 vs. Wisconsin (8/30/14)
Allowed 100 or fewer yards	77 vs. ULM (9/13/14)
Allowed 150 or fewer yards	144 at Texas A&M (11/27/14)
Allowed 175 or fewer yards.....	144 at Texas A&M (11/27/14)
Allowed 200 or fewer yards	144 at Texas A&M (11/27/14)

Individual Rushing

Had a player rush for 100 or more yards	146 by Leonard Fournette and 119 by Anthony Jennings at Texas A&M (11/27/14)
Had a player rush for 150 or more yards	216 by Jeremy Hill vs. Iowa (1/1/14 - Outback Bowl)
Had a player rush for 200 or more yards.....	216 by Jeremy Hill vs. Iowa (1/1/14 - Outback Bowl)
Had a player rush for 225 or more yards	250 by Alley Broussard vs. Ole Miss (11/20/04)
Had a player rush for 2 or more TDs	2 by Terrence Magee vs. Kentucky (10/18/14)
Had a player rush for 3 or more TDs	3 by Kenny Hilliard at Mississippi State (10/05/13)
Had a player rush for 4 or more TDs	4 by Domanick Davis vs. Illinois (01/01/02 - Sugar Bowl)
Had a player rush for 5 or more TDs	5 by Kevin Faulk at Kentucky (11/01/97)

Individual Passing

Had a player pass for 200 or more yards.....	239 by Anthony Jennings vs. Wisconsin (8/30/14)
Had a player pass for 250 or more yards	328 by Zach Mettenberger vs. Furman (10/26/13)
Had a player pass for 300 or more yards.....	328 by Zach Mettenberger vs. Furman (10/26/13)
Had a player pass for 350 or more yards	372 by Zach Mettenberger at Georgia (09/28/13)
Had a player pass for 400 or more yards	444 by Rohan Davey vs. Illinois (01/01/02 - Sugar Bowl)
Had a player pass for 450 or more yards.....	528 by Rohan Davey at Alabama (11/03/01)
Had a player pass for 500 or more yards	528 by Rohan Davey at Alabama (11/03/01)
Had a player pass for 2 or more TDs	3 by Brandon Harris vs. New Mexico State (9/27/14)
Had a player pass for 3 or more TDs	3 by Brandon Harris vs. New Mexico State (9/27/14)
Had a player pass for 4 or more TDs.....	5 by Zach Mettenberger vs. UAB (09/07/13) - school record
Had a player complete 20 passes.....	25 by Zach Mettenberger at Mississippi State (10/05/13)
Had a player complete 25 passes	25 by Zach Mettenberger at Mississippi State (10/05/13)
Had a player complete 30 passes.....	31 by Rohan Davey vs. Illinois (01/01/02 - Sugar Bowl)
Had a player complete 35 passes	35 by Rohan Davey at Alabama (11/03/02)
Had a player complete 15 straight passes	17 by Rohan Davey vs. Arkansas-6 (11/26/99), vs. Western Carolina-11 (09/02/00)
.....	17 by Matt Mauck vs. Arizona-11 (09/06/03), vs. Western Illinois-6 (09/13/03)
Had a player throw 30 passes.....	33 by Zach Mettenberger at Ole Miss (10/19/13)
Had a player throw 35 passes.....	37 by Zach Mettenberger at Georgia (09/28/13)
Had a player throw 40 passes	47 by Matt Flynn vs. Arkansas (11/23/07)
Had a player throw 45 passes	47 by Matt Flynn vs. Arkansas (11/23/07)
Had a player throw 50 passes	53 by Rohan Davey vs. Illinois (01/01/02 - Sugar Bowl)

Individual Receiving

Had a player with 9 or more receptions in a game	9 by Odell Beckham Jr. at Mississippi State (10/05/13)
Had a player with 10 or more receptions in a game.....	10 by Jarvis Landry at Georgia (09/28/13)
Had a player with 11 or more receptions in a game	12 by Brandon LaFell vs. Troy (11/15/08)
Had a player with 12 or more receptions in a game	12 by Brandon LaFell vs. Troy (11/15/08)
Had a player with 13 or more receptions in a game	14 by Josh Reed vs. Illinois (01/01/02 - Sugar Bowl)
Had a player with 14 or more receptions in a game	14 by Josh Reed vs. Illinois (01/01/02 - Sugar Bowl)
Had a player with 15 or more receptions in a game	19 by Josh Reed at Alabama (11/03/01)
Had a player receive 100 or more yards.....	124 by Travin Dural/120 by Malachi Dupre vs. Mississippi State (9/20/14)
Had a player receive 150 or more yards	151 by Travin Dural vs. Wisconsin (8/30/14)
Had a player receive 200 or more yards	204 by Odell Beckham Jr. vs. Furman (10/26/13)
Had a player receive 250 or more yards.....	293 by Josh Reed at Alabama (11/03/01)
Had a player receive for 2 or more TDs	2 by Malachi Dupre vs. Mississippi State (9/20/14)
Had a player receive for 3 or more TDs	3 by Travin Dural vs. Sam Houston State (9/6/14)
Had a player receive for 4 or more TDs	4 by Tony Moss vs. Ohio University (09/30/89)
Had a player receive for 5 or more TDs	5 by Carlos Carson vs. Rice (09/24/77)

THE LAST TIME LSU ... (ALL GAMES)

Games against Ranked Teams

Beat a top 25 team	#3 Ole Miss, 10-7, in Baton Rouge (10/25/14)
Beat a top 10 team	#3 Ole Miss, 10-7, in Baton Rouge (10/25/14)
Beat a top 5 team	#3 Ole Miss, 10-7, in Baton Rouge (10/25/14)
Beat an FBS No. 1 team (AP or Coaches Poll)	#1 Ohio State, 38-24 (01/07/08 - BCS Championship Game)
Beat an FBS No. 1 team (AP or Coaches Poll) at home	#1 Florida, 28-21 (10/11/97)
Beat a ranked opponent at home	#3 Ole Miss, 10-7, in Baton Rouge (10/25/14)
Beat a ranked opponent on the road	#20/19 Texas A&M, 24-19, in College Station, Texas (10/20/12)
Beat a ranked opponent at a neutral site	#14 Wisconsin, 28-24, in AdvoCare Texas Kickoff in Houston, Texas (8/30/14)
Beat back-to-back ranked opponents	#3 South Carolina, 23-21, in Baton Rouge (10/13/12) & #20/19 Texas A&M, 24-19, in College Station (10/20/12)
Beat a ranked team in three straight games	11/23/01 - 01/01/02 vs. #22 Arkansas, #24 Auburn, #2 Tennessee (SEC CG), #7 Illinois (Sugar Bowl)
Beat a ranked team in four straight games	11/23/01 - 01/01/02 vs. #22 Arkansas, #24 Auburn, #2 Tennessee (SEC CG), #7 Illinois (Sugar Bowl)
Lost to a ranked opponent at home	#5 Alabama, 20-13 OT (11/08/14)
Lost to a ranked opponent on the road	#5 Auburn, 41-7, in Auburn, Ala. (10/04/14)
Lost to a ranked opponent at a neutral site	#14 Clemson, 25-24, in Chick-fil-A Bowl (12/31/12)
Lost to an unranked opponent at home	Mississippi State, 34-29 (9/20/14)
Lost to an unranked opponent on the road	at Arkansas, 17-0 (11/15/14)

Special Situations

Won on the last play of the game	at #2 Alabama (9-6, 11/05/11); Drew Alleman 25-yard field goal in overtime
Lost on the last play of the game	#14 Clemson, 25-24, in Chick-fil-A Bowl (12/31/12); field goal as time expired
Came back and won from 10 or more down in 4th quarter	vs. #14 Wisconsin, 28-24 (8/30/14); down 24-13 entering 4th quarter
Lost when leading by 10 or more in 4th quarter	#14 Clemson, 25-24 in Chick-fil-A Bowl (12/31/12); led 24-13 entering fourth quarter
Lost when leading by 20 points of more	Tennessee, 30-27 OT (09/26/05); led 21-0 at halftime
Scored on the first play from scrimmage	Travin Dural (94-yard pass from QB Anthony Jennings) vs. Sam Houston State (9/6/14)
A QB caught a pass on a designed play	Matt Flynn (35-yards from WR Early Doucet) at Alabama (11/03/07)
A RB threw a TD pass on a designated play	Spencer Ware (39 yards to Rueben Randle for a TD) at Auburn (10/23/10)
Had two RB rush for at least 100 yards each	Jeremy Hill (143 yds) and Terrence Magee (108 yds) vs. Furman (10/25/13)

Returns/Special Teams/Defense

Returned a KO for a TD	Morris Claiborne, 99 yards at West Virginia (09/24/11)
Returned a Punt for a TD	Tre'Davious White, 67 yards vs. Kentucky (10/18/14)
Returned an INT for a TD	Kendell Beckwith (29 yards) vs. New Mexico State (9/27/14)
Returned 2 INTs for TDs	Ronald Martin (45 yards) & Lavar Edwards (23 yards) vs. Idaho (09/15/12)
Returned 3 INTs for TDs	3 vs. Arkansas State (C. Raymond, D. Walkup, C. Buckels) (10/12/91)
Recovered a fumble in endzone for a TD	Kevin Minter at Ole Miss (11/19/11)
Returned a fumble for a TD	Danielle Hunter, 25-yard fumble recovery and return vs. Mississippi State (9/20/14)
Scored two defensive TDs in a game	2 vs. UL-Monroe (R. Brooks, INT; L. Edwards, FUM) (11/13/10)
Faked a field goal for a touchdown	Colt David (kicker), 15-yard run (09/22/07 vs. South Carolina)
Faked a punt for a first down	Kendell Beckwith, 5-yard run in third quarter vs. Wisconsin (8/30/14)
Faked a field goal for a first down	Josh Jasper, 5-yard run in 4th quarter (10/09/10 at Florida)
A player kicked the PAT after scoring the TD	Colt David vs. South Carolina (09/22/07)
Blocked a FG	Ego Ferguson, 29-yard Andrew Ritter attempt in fourth quarter at Ole Miss (10/19/13)
Returned a blocked FG for a TD	Patrick Peterson, 53 yards on the block of Ole Miss' 47-yard FG attempt (11/21/09)
Blocked a PAT (kick)	Mark Roman, attempt by Seth Hanson (10/17/98 vs. Kentucky)
Returned a PAT for a Defensive Extra Point	Mark Roman, kick attempt by Seth Hanson (10/17/98 vs. Kentucky)
Blocked a punt	Daniel Graff vs. Tulane (10/31/09)
Blocked a punt for a safety	Jarvis Green, on an Andy Smith punt (10/16/99 at Kentucky)
Returned a blocked punt for TD	Craig Steltz, 29 yard, off Jacob Hester's block at Arizona State (09/10/05)
Recovered an onside kick	at Ole Miss (11/21/09); recovered by Brandon LaFell with 1:16 left in fourth quarter
Recovered an onside kick to start the game	vs. Auburn (12/01/01)
Recorded a Safety (Team)	vs. North Carolina (09/04/10); ball rolled out of endzone on punt attempt
Recorded a Safety (Individual tackle)	Sam Montgomery at Auburn (09/22/12)
Recorded six interceptions	6 at Mississippi State (08/30/07)
Had a player record three interceptions	3 by Craig Steltz at Mississippi State (8/30/07)
Had a player record 15 tackles	19 by Kevin Minter vs. Clemson in Chick-fil-A Bowl (12/31/12)
Had six sacks as a team	7 vs. Sam Houston State (9/6/14)

Opponent Returns/Special Teams

Returned a KO for a TD	B.J. Catolon of TCU, 100 yards in second quarter of Cowboys Classic (08/31/13)
Returned a Punt for a TD	Andre Debose of Florida, 62 yards (10/11/14 at Florida)
Returned an INT for a TD	Reggie Thomas of Furman, 74 yards on Zach Mettenberger (10/26/13)
Returned 3 INTs for TDs	3 by Alvis, Smith, Robinson (09/17/94 at Auburn)
Recovered a fumble in endzone for a TD	Chris Shelling (09/17/94 at Auburn)
Returned a fumble for a TD	Alonzo Highsmith of Arkansas, 47 yards in first quarter (11/25/11 in Baton Rouge)
Blocked a FG	at Alabama (11/05/11)
Blocked a punt	Florida (10/08/11) in fourth quarter
Blocked two punts	2 at Virginia Tech (9/01/02)
Blocked a punt for a safety	blocked Donnie Jones (09/01/02 at Virginia Tech)
Recorded a Safety (Team)	vs. Western Kentucky (11/12/11)
Blocked a PAT (kick)	Ole Miss (11/18/06)
Returned a PAT for a Defensive Extra Point	Eric Kelly, off bad snap (10/17/98 vs. Kentucky)
Faked a field goal for a TD	Damon Duval, 1 yard run (09/18/99 vs. Auburn)
Recovered an onside kick	Auburn (09/21/13)



33

Jamal Adams
Safety

6-0 • 206 • Fr. • HS
Carrollton, Texas (Hebron HS)



- 2014 Freshman All-American (Sporting News, Scout.com, 247Sports.com)
- 2014 All-SEC Freshman Team

TRUE FRESHMAN SEASON (2014)

Freshman All-America and member of All-SEC Freshman Team ... Adams is one of 17 true freshmen to see action for the Tigers this season ... Garnered 56 tackles which is sixth on LSU's defense ... Racked up a season's best eight tackles, his first career sack and a career-high 1.5 tackles for loss against Kentucky ... Registered seven tackles at Auburn ... Added five stops versus No. 3 Ole Miss, Sam Houston State and New Mexico State ... Tallied three PBUs during Ole Miss game ... Earned his first career start at safety against No. 4 Alabama ... Equaled a season-high with eight tackles during his second start at Texas A&M ... Named a captain for the ULM game, the first freshman to earn that honor during the Les Miles era ... Nine of his 56 tackles have come on special teams ... His nine stops are tied for the team lead on LSU's special teams.

CAREER HIGHS

Total tackles: 8, 2x (Last: at Texas A&M, 2014; First: Kentucky, 2014)
Tackles for loss: 1.5, Kentucky, 2014
Sacks: 1, Kentucky, 2014

ADAMS' CAREER DEFENSIVE STATS

YEAR	G-GS	UT	AT	TT	TFL	SACKS	PBU	QBH	INT	FF	FR
2014	12-2	31	25	56	3.0-6	1.0-1	4	0	0	0	0-0
Totals	12-2	31	25	56	3.0-6	1.0-1	4	0	0	0	0-0



4

Kwon Alexander
Linebacker

6-2 • 227 • Jr. • 2L
Oxford, Ala. (Oxford HS)



- 2014 All-SEC First Team (ESPN.com)
- 2014 All-SEC Second Team (AP)
- 2014 Preseason All-SEC Second Team (Coaches)
- 2014 Preseason All-SEC Third Team (Media)

JUNIOR SEASON (2014)

Alexander has served as LSU's starting WILL linebacker during 11 of 12 games this season ... His 79 tackles and two forced fumbles pace LSU's defense, while his 7.5 stops for loss and five quarterback hurries are second on the squad ... Did not play against ULM ... Registered a team-leading eight tackles and two stops for loss against No. 14 Wisconsin ... LSU's defense held the Badgers to 32 total yards on 19 plays over the final 27:24 of the contest as the Tigers erased a 17-point deficit ... Racked up a season's best 13 tackles versus Mississippi State ... Stripped MSU QB Dak Prescott on the opening play of the 2nd half which led to Danielle Hunter's 25-yard fumble recovery for a touchdown ... Collected 10 tackles highlighted by 1.5 stops for loss and forced a fumble at Florida ... The forced fumble led to LSU's opening touchdown ... Picked up eight tackles and a career-high 2.5 stops for loss versus No. 3 Ole Miss ... Notched 10 tackles highlighted by his first career sack against No. 4 Alabama ... Added seven tackles and a half sack at Texas A&M ... Has started 14 of LSU's last 16 games going back to the Georgia game in 2013.

K. ALEXANDER'S CAREER HIGHS

Total tackles: 14, Furman, 2013
Tackles for loss: 2.5, Ole Miss, 2014
Sacks: 1, Alabama, 2014

K. ALEXANDER IN THE SEC RANKINGS • DEC. 7

7.2 Tackles Per Game • 11th

K. ALEXANDER'S CAREER DEFENSIVE STATS

YEAR	G-GS	UT	AT	TT	TFL	SACKS	PBU	QBH	INT	FF	FR
2012	7-2	8	4	12	1.0-2	0	1	1	0	1	2-15
2013	13-9	30	35	65	6.5-14	0	4	1	0	0	0-0
2014	11-11	32	47	79	7.5-24	1.5-14	1	5	0	2	0-0
Totals	31-22	70	86	156	15.0-40	1.5-14	6	7	0	3	2-15



74

Vadal Alexander
Offensive Guard

6-6 • 340 • Jr. • 2L
Buford, Ga. (Buford HS)



- 2014 All-SEC Second Team (Coaches), All-SEC Honorable Mention (Media)
- 2014 SEC Offensive Lineman of the Week (at Florida)
- 2014 Preseason All-SEC Second Team (Coaches & Media)
- 2012 Freshman All-America Second Team (Scout.com)
- 2012 All-SEC Freshman Team (Coaches)

JUNIOR SEASON (2014)

Alexander has played in 37 of 38 career games with 33 career starts ... Did not play at Arkansas which ended a run of 22 straight starts that dated back to the 2013 season opener versus TCU ... Second among LSU's offensive lineman with 73.0 knockdowns ... Played all 67 snaps of the 2014 opener versus No. 14 Wisconsin and came away with five knockdowns ... Paved the way as Kenny Hilliard racked up 93 of his 110 rushing yards during the 4th quarter and LSU erased a 17-point second-half deficit versus the Badgers ... Amassed 7.5 knockdowns over 63 snaps against ULM ... Tacked on a team-leading seven knockdowns at Auburn ... Picked up 11 knockdowns on his 73 snaps at Florida ... Racked up a season's best for an offensive lineman with a career-high 15.5 knockdowns on 71 snaps versus No. 3 Ole Miss.



90

Maquedius Bain
Defensive Tackle

6-4 • 299 • Fr. • RS
Ft. Lauderdale, Fla. (Nova Southeastern)



REDSHIRT FRESHMAN SEASON (2014)

Bain has seen action during nine of 12 games and is listed as Christian LaCouture's backup at defensive tackle ... Garnered two tackles against New Mexico State in his first extended action of the season ... Secured two tackles ... Did not play during the Wisconsin, Arkansas and Texas A&M games.

BAIN'S CAREER HIGHS

Total tackles: 2, 2x (Last: Alabama, 2014; First: New Mexico State, 2014)
Tackles for loss: 0
Sacks: 0

BAIN'S CAREER DEFENSIVE STATS

YEAR	G-GS	UT	AT	TT	TFL	SACKS	PBU	QBH	INT	FF	FR
2014	9-0	1	4	5	0.0-0	0.0-0	1	0	0	0	0
Totals	9-0	1	4	5	0.0-0	0.0-0	1	0	0	0	0



52
Kendell Beckwith
Linebacker
6-2 • 245 • So. • 1L
Jackson, La. (East Feliciana HS)



• **2014 SEC Defensive Player of the Week (vs. Ole Miss)**

SOPHOMORE SEASON (2014)


Beckwith has lined up at MIKE linebacker during all 12 games and earned the starting nod during LSU's last six games ... Collected 68 tackles which are second on the team ... His 6.5 tackles for loss are tied for third on the squad ... Registered one tackle and a key five-yard rush on a fake punt attempt versus No. 14 Wisconsin during the 3rd quarter ... The five-yard rush gave the Tigers a first down and led to a field goal which sparked LSU's 17-point comeback against the Badgers ... Secured seven tackles and added a sack versus Sam Houston State ... Returned his first career interception for a 29-yard touchdown versus New Mexico State during the 1st quarter ... One of 15 SEC players to return an interception for a touchdown in 2014 ... Garnered six tackles and his first career fumble recovery at Auburn ... Notched six stops at Florida during his first career start ... Amassed nine tackles versus Kentucky ... Racked up a team-leading and career-high 10 tackles to pace LSU's defense against No. 3 Ole Miss ... Teamed with Jermauria Rasco and stopped Ole Miss QB Bo Wallace on 4th-and-1 rushing play inside LSU territory during the final two minutes ... Picked up four tackles and recovered a fumble in the closing minutes of regulation versus No. 4 Alabama ... Added seven stops fueled by a career-high two tackles for loss at Texas A&M.

BECKWITH'S CAREER HIGHS

Total tackles: 10, Ole Miss, 2014
 Tackles for loss: 2.0, at Texas A&M, 2014
 Sacks: 1.0, 2x, (Last: Sam Houston State, 2014; First: Florida, 2013)

BECKWITH'S CAREER DEFENSIVE STATS

YEAR	G-GS	UT	AT	TT	TFL	SACKS	PBU	QBH	INT	FF	FR
2013	12-0	5	6	11	1.0-8	1.0-8	0	0	0	1	0
2014	12-6	29	39	68	6.5-24	2.0-14	3	2	1-29	0	2-0
Totals	24-6	34	45	79	7.5-32	3.0-22	3	2	1-29	1	2-0



46
Tashawn Bower
Defensive End
6-5 • 237 • So. • 1L
Somerville, N.J. (Immaculata HS)



SOPHOMORE SEASON (2014)

Bower has seen action in all 12 games at left defensive end behind and has served as Jermauria Rasco's backup ... Collected 16 tackles and registered a career-high five stops versus New Mexico State ... Secured three tackles during LSU's SEC opener against Mississippi State ... Added half-tackles for loss during the ULM and New Mexico State games ... Picked up two tackles and his first full stop for loss at Texas A&M.

BOWER'S CAREER HIGHS

Total tackles: 5, New Mexico State, 2014
 Tackles for loss: 1.0, at Texas A&M, 2014
 Sacks: 0

BOWER'S CAREER DEFENSIVE STATS

YEAR	G-GS	UT	AT	TT	TFL	SACKS	PBU	QBH	INT	FF	FR
2013	6-0	1	2	3	0	0	0	0	0	0	0
2014	12-0	3	13	16	2.5-6	0	0	2	0	0	0
Totals	18-0	4	15	18	2.5-6	0	0	2	0	0	0



98
Deondre Clark
Defensive End
6-3 • 244 • Fr. • HS
Oklahoma City, Okla. (Douglass HS)



TRUE FRESHMAN SEASON (2014)

Clark is one of 17 true freshmen to see action for the Tigers this season ... Provided valuable depth to LSU's defensive line and played in 11 of 12 games ... Listed behind Danielle Hunter on the depth chart ... Picked up two tackles during the Sam Houston State, ULM, New Mexico State and Arkansas games ... Added a pair of QB hurries against Sam Houston State ... Collected a half-tackle for loss versus New Mexico State ... Did not play at Florida.

CLARK'S CAREER HIGHS

Total tackles: 2, 4x (Last: at Arkansas, 2014; First: Sam Houston State, 2014)
 Tackles for loss: 0.5, New Mexico State, 2014
 Sacks: 0

CLARK'S CAREER DEFENSIVE STATS

YEAR	G-GS	UT	AT	TT	TFL	SACKS	PBU	QBH	INT	FF	FR
2014	11-0	0	9	9	0.5-0	0	0	3	0	0	0-0
Totals	11-0	0	9	9	0.5-0	0	0	3	0	0	0-0



32
Jalen Collins
Cornerback
6-2 • 198 • Jr. • 2L
Olive Branch, Miss. (Olive Branch HS)



• **2012 All-SEC Freshman Team (Coaches)**

JUNIOR SEASON (2014)

Collins started at left cornerback during six games of the 2014 season most recently LSU's last three games ... Collected a team-leading nine PBUs ... The start for Collins versus No. 14 Wisconsin during the season opener was his first since the UAB game on Sept. 7, 2013 ... Secured a career-high tying six tackles and one PBU versus the Badgers ... LSU's defense held the Badgers to 32 total yards on 19 plays over the final 27:24 of the contest as the Tigers erased a 17-point deficit ... Tacked on three tackles and a PBU against Mississippi State ... Added four tackles against Kentucky ... Registered a career-high three PBUs versus No. 3 Ole Miss ... Equaled a career-best with six stops versus No. 4 Alabama ... Picked up five tackles highlighted by four solo stops at Arkansas ... Clinched the victory at Texas A&M with an interception inside the LSU 20-yard line during the final minutes of the 4th quarter.

COLLINS' CAREER HIGHS

Total tackles: 6, 3x (Last: Alabama, 2014; First: Mississippi State, 2012)
 PBUs: 3, Ole Miss, 2014
 Interceptions: 1, 3x (Last: at Texas A&M, 2014; First: at Texas A&M, 2012)

COLLINS' CAREER DEFENSIVE STATS

YEAR	G-GS	UT	AT	TT	TFL	SACKS	PBU	QBH	INT	FF	FR
2012	13-1	15	15	30	0	0	6	0	2-9	0	0
2013	13-2	15	7	22	0	0	2	0	0	0	0
2014	12-6	23	10	33	2.0-5	0	9	0	1-4	0	0
Totals	38-9	53	32	85	2.0-5	0	17	0	3-13	0	0



70

La'el Collins
Offensive Tackle

6-5 • 321 • Sr. • 2L

Baton Rouge, La. (Redemptorist HS)



- 2014 Second Team All-America (USA Today, AP)
- 2014 Jacobs Blocking Trophy
- 2014 All-SEC First Team (Coaches, Media)
- 2014 Senior CLASS Award Finalist
- 2013 All-SEC Second Team (Coaches)
- 2013 SEC Offensive Lineman of the Week (vs. TCU)
- 2012 All-SEC Honorable Mention (AP)
- 2012 SEC Co-Offensive Lineman of the Week (vs. Alabama)
- 2011 CBSSports.com Freshman All-American

SENIOR SEASON (2014)

Collins has started at left tackle opposite of Jerald Hawkins during all 12 games ... Logged a team-leading 792 offensive snaps for the Tigers ... Racked up a team-leading 84.5 knockdowns and has had at least five knockdowns in 10 of 12 outings - the lone exceptions came against No. 4 Alabama and Arkansas ... Paved the way as Kenny Hilliard amassed 93 of his 110 rushing yards during the 4th quarter, and LSU erased a 17-point second-half deficit during the Wisconsin game ... Collected 11.5 knockdowns on 55 snaps versus Sam Houston State ... Added nine knockdowns over 71 snaps against No. 3 Ole Miss ... Racked up 13.5 knockdowns at Texas A&M ... Has played in 44 career games and started 36 of LSU's last 37 games dating back to the 2012 season opener against North Texas on Sept. 1, 2012 ... Has made his last 24 starts at left tackle after spending his first two seasons at guard ... Possesses the skills to become one of the nation's top offensive linemen.



42

Colby Delahoussaye
Place Kicker

5-10 • 176 • So. • 1L

New Iberia, La. (New Iberia HS)



- 2014 Preseason All-SEC Second Team (Coaches, Media)
- 2014 Groza Award Watch List
- 2013 SEC Academic Honor Roll

REDSHIRT SOPHOMORE SEASON (2014)

Delahoussaye buried two field goals and two PATs versus No. 14 Wisconsin at the AdvoCare Texas Kickoff ... His 47-yard field goal during the 3rd quarter was the second-longest kick of his career ... Knocked home 24-of-29 career field goals and 90-of-93 career PATs ... Drilled the game-winning and a career-long 50-yard field goal with three seconds remaining at Florida ... The last time LSU kicked a game-winning field goal was Drew Alleman in overtime at Alabama on Nov. 5, 2011 ... Had a run of 11 straight field goal makes end against No. 3 Ole Miss ... Drilled a pair of second half field goals which included a 39-yarder with 50 seconds left versus No. 4 Alabama during the 4th quarter ... FG misses are a 28-yard attempt against No. 3 Ole Miss this season and a 31-yard attempt versus Furman in 2013 ... Also missed two field goals at Arkansas: a 27-yard attempt and a 47-yard attempt along with a 22-yard kick at Texas A&M ... PAT misses are against Sam Houston State and Florida in 2014 along with Furman last season.

DELAHOUSSAYE'S CAREER HIGHS

Field Goals Made: 3, vs. TCU, 2013
Field Goal Attempted: 3, vs. TCU, 2013
Long FG: 50, at Florida, 2014

DELAHOUSSAYE IN THE SEC RANKINGS • DEC. 7

34 PATs Made • 10th
11 Field Goals Made • 10th

DELAHOUSSAYE'S CAREER FIELD GOAL TOTALS

YEAR	FGM-FGA	1-19	20-29	30-39	40-49	50+	LG	PAT	POINTS
2013	13-14	0-0	6-6	4-5	3-3	0-0	49	56-57	95
2014	11-15	0-0	3-6	5-5	2-3	1-1	50	34-36	67
TOTALS	24-29	0-0	9-12	9-10	5-6	1-1	50	90-93	162



9

John Diarse
Wide Receiver

6-0 • 210 • Fr. • RS

Monroe, La. (Neville HS)



REDSHIRT FRESHMAN SEASON (2014)

Diarse was one of 12 players to make his career debut versus No. 14 Wisconsin at the AdvoCare Texas Kickoff ... Picked up two catches, 48 yards and a touchdown against the Badgers ... Broke four tackles en route to a 36-yard TD on a 3rd and 21 play at the 12:08 mark of the 4th quarter ... Added two more receptions during the Sam Houston State, ULM and Auburn games ... Notched a career-long 37-yard reception at Auburn ... Earned his first career start at Arkansas where he added a five-yard reception ... Tallied a career-high three catches for 27 yards and a touchdown at Texas A&M ... Scored on a 10-yard pass to extend LSU's lead to 14-3 in the 2nd quarter ... 10 of his 13 receptions have resulted in either a first down or touchdown.

DIARSE'S CAREER RECEIVING HIGHS

Receptions: 3, at Texas A&M, 2014
Yards: 48, vs. Wisconsin, 2014
Long: 37, at Auburn, 2014
Touchdowns: 1, 2x (Last: at Texas A&M, 2014; First: vs. Wisconsin, 2014)

DIARSE'S CAREER RECEIVING STATS

YEAR	G-GS	REC.	YDS.	TD	LONG
2014	12-2	13	199	2	37
Totals	12-2	13	199	2	37



41
Travis Dickson
 Tight End
 6-3 • 237 • Sr. • 2L
 Ocean Springs, Miss. (Ocean Springs HS)



- 2011 SEC Academic Honor Roll
- 2010 SEC Freshman Academic Honor Roll

SENIOR SEASON (2014)

Dickson is one of four players to see action in LSU's tight end rotation ... Caught a seven-yard pass but fumbled in the 2nd quarter of the Wisconsin game ... Also recorded receptions during the Mississippi State, Auburn, Kentucky, Alabama, Arkansas and Texas A&M games ... Hauled in a season's best 27-yard reception versus the Wildcats ... Started at Texas A&M as LSU opened the game in two TE set ... Played in 42 career games with two starts during his career ... Younger brother of former LSU starting TE Richard Dickson who was a guest captain for the Mississippi State game.

DICKSON'S CAREER RECEIVING HIGHS

Receptions: 5, Ole Miss, 2012
 Yards: 69, Ole Miss, 2012
 Touchdowns: 0
 Long: 45, Auburn, 2013

DICKSON'S CAREER RECEIVING STATS

YEAR	G-GS	REC.	YDS.	TD	LONG
2011	6-0	1	10	0	10
2012	12-0	6	73	0	30
2013	12-1	5	109	0	45
2014	12-1	7	60	0	27
Totals	42-2	19	252	0	45



14
Trent Domingue
 Place Kicker/Punter
 6-1 • 170 • So. • SQ
 Mandeville, La. (St. Paul's HS)



SOPHOMORE SEASON (2014)

Domingue has emerged as LSU's primary kickoff guy after he shared kickoff duties with Cameron Gamble to start the season ... Recorded 27 touchbacks on the season ... Secured a season's best five touchbacks versus Sam Houston State and New Mexico State ... Serves as backup placekicker and punter who can serve in both roles when called upon ... Connected on two field goals and two PATs at Texas A&M.

DOMINGUE'S CAREER HIGHS

Kickoffs: 7, Sam Houston State, 2014
 Kickoff Yards: 452, Sam Houston State, 2014
 Kickoff Avg.: 64.7, New Mexico State, 2014
 Touchbacks: 5, 2x (Last: New Mexico State, 2014; First: Sam Houston State, 2014)

DOMINGUE'S CAREER KICKOFF STATS

YEAR	G-GS	NO.	YDS.	AVG.	TB	OB
2014	12-0	47	2,971	63.2	27	2
Totals	12-0	47	2,971	63.2	27	2

DOMINGUE'S CAREER FIELD GOAL TOTALS

YEAR	FGM-FGA	1-19	20-29	30-39	40-49	50+	LG	PAT	POINTS
2014	2-3	0-0	1-1	1-2	0-0	0-0	31	2-2	8
TOTALS	2-3	0-0	1-1	1-2	0-0	0-0	31	2-2	8



15
Malachi Dupre
 Wide Receiver
 6-3 • 187 • Fr. • HS
 New Orleans, La. (John Curtis HS)



- 2014 All-SEC Freshman Team

TRUE FRESHMAN SEASON (2014)

Dupre is one of 17 true freshmen to see action for the Tigers this season ... Missed the season-opener versus No. 14 Wisconsin but has broke into the starting lineup during the New Mexico State and Auburn games ... Talled 12 receptions for 271 yards and five touchdowns over his first nine outings ... Secured two receptions for 23 yards and a touchdown against Sam Houston State in his debut ... Hauled in an 8-yard TD pass from fellow freshman Brandon Harris in the 4th quarter ... Caught four passes for 120 yards and two scores against Mississippi State ... His TDs came from 31 yards and 30 yards out 28 seconds apart late in the 4th quarter ... First true freshman WR to go over 100 yards receiving during SEC opener since Jerel Myers had 13 receptions for 153 yards against Auburn in 1999 ... First LSU player to catch two-plus TDs or more touchdown passes in the SEC opener since Josh Reed hauled in two TDs at Auburn in 2000 ... Notched three catches for 54 yards and a touchdown versus New Mexico State in his first career start ... With Brandon Harris at Auburn, became first quarterback-wide receiver combination to start a game in program history ... Secured a season's long 52-yard reception at Auburn and added a 41-yard catch at Texas A&M ... Scored his fifth touchdown on a 14-yard pass against No. 4 Alabama on a 3rd and 8 play during the 1st quarter ... The five TDs are most for a true freshman wide receiver since Michael Clayton registered six TDs in 2001.

DUPRE'S CAREER RECEIVING HIGHS

Receptions: 4, Mississippi State, 2014
 Yards: 120, Mississippi State, 2014
 Long: 52, at Auburn, 2014
 Touchdowns: 2, Mississippi State, 2014

DUPRE'S CAREER RECEIVING STATS

YEAR	G-GS	REC.	YDS.	TD	LONG
2014	11-2	14	318	5	52
Totals	11-2	14	318	5	52



83

Travin Dural
Wide Receiver

6-2 • 192 • So. • 1L

Breaux Bridge, La. (Breaux Bridge HS)



• 2014 Biletnikoff Award Watch List

REDSHIRT SOPHOMORE SEASON (2014)

Dural has amassed a team-leading 747 receiving yards on 35 receptions and seven touchdowns over his 11 starts at wide receiver ... One of four players to make his first career start versus No. 14 Wisconsin ... Exploded for three catches, 151 yards and one touchdown ... Hauled in an 80-yard score with 4:47 remaining during the 1st quarter for LSU's first touchdown of the season ... At the time, the 80-yard touchdown matched the third-longest passing play in school history ... His three receptions resulted in 140 yards and a career-high three touchdowns against Sam Houston State ... Caught a 94-yard touchdown on LSU's first play from scrimmage during the Sam Houston State game ... The 94-yard scoring strike was the longest pass in program history which eclipsed an 82-yard touchdown pass from Steve Ensminger to Carlos Carson against Georgia on Oct. 14, 1978 ... Joined Carson as the only players in program history to have their first three receptions of a game go for touchdowns, Carson scored five touchdowns on five catches against Rice on Sept. 24, 1977 ... Came away with a career-best six receptions versus ULM and Mississippi State ... Added three receptions for 40 yards and a touchdown against New Mexico State ... Secured a 32-yard touchdown reception versus Kentucky ... Secured five receptions for 46 yards at Arkansas ... Rushed for 49 yards on four carries at Texas A&M ... For his career, Dural has had 36 of his 44 receptions have resulted in either first downs or touchdowns.

DURAL'S CAREER RECEIVING HIGHS

Receptions: 6, 2x (Last: Mississippi State, 2014; First: ULM, 2014)

Yards: 151, vs. Wisconsin, 2014

Long: 94 (TD), Sam Houston State, 2014

Touchdowns: 3, Sam Houston State, 2014

DURAL IN THE SEC RANKINGS • DEC. 7

20.5 Yards Per Catch • 2nd

7 Receiving Touchdowns • T-5th

758 Receiving Yards • 6th

63.2 Receiving Yards Per Game • 9th

DURAL'S CAREER RECEIVING STATS

YEAR	G-GS	REC.	YDS.	TD	LONG
2013	12-0	7	145	2	49 (TD)
2014	12-12	37	758	7	94 (TD)
Totals	24-12	44	903	9	94 (TD)

DURAL'S CAREER RUSHING STATS

YEAR	G-GS	ATT.	YDS.	TD	LONG
2013	12-0	0	0	0	0
2014	12-12	6	50	0	19
Totals	24-12	6	50	0	19



69

Fehoko Fanaika
Offensive Guard

6-6 • 330 • Sr. • 1L

Sacramento, Calif. (College of San Mateo)




• SEC Community Service Player of the Week (Oct. 7, 2014)

SENIOR SEASON (2014)

Fanaika has started three games at right guard in 2014 ... Was one of four players to make his first career start against No. 14 Wisconsin at the AdvoCare Texas Kickoff ... Played all 67 snaps and registered four knockdowns against the Badgers ... Amassed a season's best five knockdowns on 59 snaps versus ULM ... Played on 32 snaps at right guard during the Arkansas game following Elliott Porter's injury at center ... Tough and physical lineman who has great hands and power at the point of attack ... Punishing run blocker who has shown steady improvement in pass protection ... Saw action in 12 games as a reserve in 2013 ... Also starts on special teams for the Tigers.

• 2014 Phil Steele Preseason All-America Second Team



50

Reid Ferguson
Long Snapper

6-2 • 236 • Jr. • 2L

Buford, Ga. (Buford HS)



JUNIOR SEASON (2014)

In his third season as LSU's starting long snapper ... Has handled all but one snap for the Tigers on punts and placekicks during the 2012, 2013 and 2014 seasons ... The lone exception was a punt against ULM during the 4th quarter ... Picked up three tackles on LSU's special teams units.



7
Leonard Fournette
Running Back
6-1 • 230 • Fr. • HS
New Orleans, La. (Saint Augustine HS)



- 2014 All-SEC Freshman Team
- 2014 SEC Freshman of the Week (at Florida, vs. Ole Miss, at Texas A&M)
- 2014 Athlon Sports National Freshman of the Week (vs. Ole Miss)
- 2014 Hornung Award Honor Roll (vs. ULM)

TRUE FRESHMAN SEASON (2014)

Fournette is one of 17 true freshmen to see action for the Tigers this season ... Leads the team with 891 rushing yards on 176 carries and eight rushing touchdowns ... Serves as LSU's primary kickoff returner where he has averaged 22.9 yards per return ... Averages 126.9 all-purpose yards per game ... Piled up 117 yards on five kickoff returns against No. 14 Wisconsin ... Registered 13 carries, 92 yards and his first career rushing touchdown against Sam Houston State ... Scored from four yards out in the 2nd quarter after he dashed for a career-long 40-yard run on the previous play ... Added 32 receiving yards and 22 kickoff return yards en route to 146 all-purpose yards ... Earned Hornung Award Honor Roll Status after he came away with 112 all-purpose yards (52 rush, 20 receiving and a career-long 40-yard kick return) versus ULM ... Ripped off 122 yards on 18 carries and scored two touchdowns against New Mexico State ... Tacked on 33 receiving yards to claim 155 all-purpose yards ... Made his first career start at Florida where he racked up a then career-high 140 yards on a career-best 27 carries and added a career-high tying two rushing touchdowns ... The 140 rushing yards were the most by a true freshman running back since Justin Vincent racked up 201 rushing yards on 18 carries versus Georgia at the 2003 SEC Championship Game ... Came away with 85 yards on kickoff returns en route to a season's best 225 all-purpose yards against the Gators ... Grinded out 113 rushing yards on 23 carries and recorded a career-high 41 receiving yards versus No. 3 Ole Miss ... Picked up 79 rushing yards on 21 carries and added 45 kickoff return yards against No. 4 Alabama ... Amassed a career-high 146 rushing yards on 19 carries at Texas A&M to claim his third SEC Freshman of the Week award ... His 22-yard TD run where he ran over an A&M defender was a SportsCenter Top 10 play.

FOURNETTE'S CAREER RUSHING HIGHS

Attempts: 27, at Florida, 2014
 Yards: 146, at Texas A&M, 2014
 Touchdowns: 2, 2x (Last: at Florida, 2014; First: New Mexico State, 2014)
 Long: 46, at Texas A&M, 2014

FOURNETTE'S CAREER RECEIVING HIGHS

Receptions: 2, 2x (Last: Ole Miss, 2014; First: Sam Houston State, 2014)
 Yards: 41, Ole Miss, 2014
 Long: 40, Ole Miss, 2014
 Touchdowns: 0

FOURNETTE IN THE SEC RANKINGS • DEC. 7

126.8 All Purpose Yards Per Game • 4th
 504 Kick Return Yards • 7th
 22.9 Yards Per Kick Return • 10th
 176 Rushing Attempts • 11th
 74.2 Rushing Yards Per Game • 12th
 8 Rushing Touchdowns • 13th
 891 Rushing Yards • 13th

FOURNETTE'S CAREER RUSHING STATS

YEAR	G-GS	ATT.	YDS.	TD	LONG
2014	12-5	176	891	8	46
Totals	12-5	176	891	8	46

FOURNETTE'S CAREER RECEIVING STATS

YEAR	G-GS	REC.	YDS.	TD	LONG
2014	12-5	7	127	0	40
Totals	12-5	7	127	0	40

FOURNETTE'S CAREER KICKOFF RETURN STATS

YEAR	G-GS	ATT.	YDS.	TD	LONG
2014	12-5	22	504	0	40
Totals	12-5	22	504	0	40



36
Cameron Gamble
Placekicker
5-11 • 190 • Fr. • HS
Flower Mound, Texas (Flower Mound HS)



TRUE FRESHMAN SEASON (2014)

Gamble is one of 17 true freshmen to see action this season ... Shared kickoff duties with Trent Domingue during six games ... Produced three touchbacks on five attempts versus No. 14 Wisconsin ... Added three touchbacks on four attempts against New Mexico State ... Was rated as one of the top kickers for class of 2014.

GAMBLE'S CAREER HIGHS

Kickoffs: 5, vs. Wisconsin, 2014
 Kickoff Yards: 319, vs. Wisconsin, 2014
 Kickoff Avg.: 64.8, New Mexico State, 2014
 Touchbacks: 3, 2x (Last: New Mexico State, 2014; First: vs. Wisconsin, 2014)

GAMBLE'S CAREER KICKOFF STATS

YEAR	G-GS	NO.	YDS.	AVG.	TB	OB
2014	6-0	16	988	61.8	7	1
Totals	6-0	16	988	61.8	7	1



57
Davon Godchaux
Defensive Tackle
6-4 • 298 • Fr. • HS
Plaquemine, La. (Plaquemine HS)



TRUE FRESHMAN SEASON (2014)

Godchaux is one of 17 true freshmen to see action for the Tigers this season ... Broke into the starting lineup at defensive tackle next to Christian LaCouture during nine of LSU's last 10 games starting with the ULM contest ... Collected 34 tackles highlighted by a season's best five stops at Florida and five tackles at Arkansas ... Added a pair of quarterback hurries during the Arkansas game ... Chipped in four tackles versus New Mexico State ... Also forced a fumble during the NMSU game ... Added three tackles on five occasions against Sam Houston State, ULM, Mississippi State, No. 3 Ole Miss and No. 4 Alabama ... Secured his first half-tackle for loss during the ULM game ... Tacked on another half-stop for loss versus No. 3 Ole Miss and No. 4 Alabama.

GODCHAUX'S CAREER HIGHS

Total tackles: 5, 2x (Last: at Arkansas, 2014; First: at Florida, 2014)
 Tackles for loss: 0.5, 3x (Last: Alabama, 2014; First: ULM, 2014)
 Sacks: 0

GODCHAUX'S CAREER DEFENSIVE STATS

YEAR	G-GS	UT	AT	TT	TFL	SACKS	PBU	QBH	INT	FF	FR
2014	12-9	9	25	34	1.5-3	0	0	3	0	1	0
Totals	12-9	9	25	34	1.5-3	0	0	3	0	1	0



85

Dillon Gordon
Tight End

6-4 • 295 • Jr. • 2L
Edgard, La. (John Curtis HS)



JUNIOR SEASON (2014)

Gordon has been a starting tight end in 24 of the last 25 games dating back to the 2013 season opener against TCU ... Exceptional blocker with good pass-catching ability ... Has played in all 38 career games.

GORDON'S CAREER RECEIVING HIGHS

Receptions: 2, Furman, 2013
Yards: 36, Texas A&M, 2013
Long: 36, Texas A&M, 2013
Touchdowns: 0

GORDON'S CAREER RECEIVING STATS

YEAR	G-GS	REC.	YDS.	TD	LONG
2012	13-0	0	0	0	--
2013	13-12	6	88	0	36
2014	12-12	0	0	0	0
Totals	38-24	6	88	0	36



6

Brandon Harris
Quarterback

6-3 • 188 • Fr. • HS
Bossier City, La. (Parkway HS)



• **2014 SEC Freshman of the Week (vs. New Mexico State)**

TRUE FRESHMAN SEASON (2014)

Harris is one of 17 true freshmen to see action for the Tigers this season ... Played in nine games primarily as LSU's backup quarterback ... Made his first career start at Auburn to become the seventh LSU quarterback to start a game as a true freshman ... With Malachi Dupre at Auburn, became first quarterback-wide receiver combination to start a game in program history ... Played one series in career debut versus No. 14 Wisconsin in the 2nd quarter ... Completed 4-of-5 passes for 62 yards and a touchdown against Sam Houston State ... Found fellow true freshman Malachi Dupre for an 8-yard TD pass in the 4th quarter ... Also rushed for a 46-yard touchdown midway thru the 3rd quarter ... Efficient 6-of-9 for 140 yards and two touchdowns in LSU's SEC opener against Mississippi State over the final 3:43 of the contest ... His two TDs from 31 and 30 yards to Dupre came 28 seconds apart ... First true freshman QB to throw two-plus TD passes in his first SEC outing since Jamie Howard tossed two TDs at Auburn in 1992 ... The last LSU QB to throw two-plus TDs in SEC opener was Jarrett Lee at Auburn in 2008 ... Led LSU to seven touchdown drives on seven possessions against New Mexico State ... Was 11-of-14 for 178 yards and three touchdowns ... First true freshmen QB in program history to throw for three TDs in a game.

HARRIS' CAREER PASSING HIGHS

Attempts: 14, 2x (Last: at Auburn, 2014; First: New Mexico State, 2014)
Completions: 11, New Mexico State, 2014
Yards: 178, New Mexico State, 2014
Touchdowns: 3, New Mexico State, 2014
Long: 52, at Auburn, 2014

HARRIS' CAREER RUSHING HIGHS

Attempts: 8, at Auburn, 2014
Yards: 53, Sam Houston State, 2014
Touchdowns: 2, New Mexico State, 2014
Long: 46, Sam Houston State, 2014

HARRIS IN THE SEC RANKINGS • DEC. 7

18.1 Yards Per Completion • 1st
175.0 Passing Efficiency • 1st
8.6 Total Offense Yards Per Play • 2nd
6.1 Yards Per Rush • 10th
55.6 Completion Percentage • 11th

HARRIS' CAREER PASSING TOTALS

YEAR	G-GS	COMP.-ATT.-INT.	YDS.	TD	LONG
2014	9-1	25-45-2	452	6	52
Totals	9-1	25-45-2	452	6	52

HARRIS' CAREER RUSHING STATS

YEAR	G-GS	ATT.	YDS.	TD	LONG
2014	9-1	26	159	3	46
Totals	9-1	26	159	3	46



65

Jerald Hawkins
Offensive Tackle

6-6 • 309 • So. • 1L
Baldwin, La. (West St. Mary HS)



REDSHIRT SOPHOMORE SEASON (2014)

Hawkins has started as LSU's right tackle during all 12 games of the 2014 season opposite of La'el Collins ... Played 63 of 67 snaps with a trio of knockdowns against No. 14 Wisconsin ... Paved the way as Kenny Hilliard racked up 93 of his 110 rushing yards during the 4th quarter, and LSU erased a 17-point second-half deficit versus the Badgers ... Collected seven knockdowns against New Mexico State ... Registered a season's best 12 knockdowns over his 71 snaps versus No. 3 Ole Miss ... Has started in 25 consecutive games to begin his career (24 right tackle, 1 left tackle) ... His only start at left tackle came for La'el Collins against Furman on Oct. 26, 2013 ... Extremely agile lineman who possesses great strength and quickness.



27
Kenny Hilliard
Running Back
6-0 • 232 • Sr. • 3L
Patterson, La. (Patterson HS)



- 2011 All-SEC All-Freshman Team (Coaches)
- 2011 SEC Freshman of the Week (vs. Arkansas)

SENIOR SEASON (2014)

Hilliard has started in six of LSU's 12 games at running back ... Worked his way to 431 rushing yards on 87 carries and six touchdowns ... The six touchdowns are second on the team, while the 87 carries and 431 yards are third on the squad ... Racked up 110 rushing yards on 18 carries and scored one TD versus No. 14 Wisconsin ... Amassed 93 of his 110 yards during the fourth quarter highlighted by a 28-yard TD which ended up being the game-winning score with 9:41 remaining in the game ... It was Hilliard's fourth career 100-yard rushing effort and first since the Idaho game on September 15, 2012 ... Chipped in 55 yards on 11 carries with a touchdown against Sam Houston State ... Totaled 50 yards on 12 carries and one touchdown versus ULM ... Notched a 1-yard rushing TD against Mississippi State, his fourth straight game with a score ... Also secured 1-yard scores at Auburn and at Florida ... Chipped in 50 of his 63 rushing yards versus No. 3 Ole Miss during the 4th quarter ... Did not play at Arkansas and at Texas A&M ... LSU's most experienced running back with 1,542 career rushing yards and 27 touchdowns over his 47 appearances ... His 27 rushing TDs are tied with Garry James (1982-85) and Harvey Williams (1986-90) for 9th on LSU's all-time list ... Nephew of former LSU and New Orleans Saints great Dalton Hilliard.

HILLIARD'S CAREER RUSHING HIGHS

Attempts: 19, Arkansas, 2011
 Yards: 141, North Texas, 2012
 Touchdowns: 3, at Mississippi State, 2013
 Long: 71, Idaho, 2012

HILLIARD'S CAREER RECEIVING HIGHS

Receptions: 2, vs. Wisconsin, 2014
 Yards: 22, vs. Wisconsin, 2014
 Long: 12, vs. Wisconsin, 2014
 Touchdowns: 1, vs. Georgia, 2011

HILLIARD'S CAREER RUSHING STATS

YEAR	G-GS	ATT.	YDS.	TD	LONG
2011	13-0	62	336	8	25
2012	12-1	82	464	6	71
2013	12-0	68	310	7	34
2014	10-6	87	431	6	28
Totals	47-7	299	1,542	27	71

HILLIARD'S CAREER RECEIVING STATS

YEAR	G-GS	REC.	YDS.	TD	LONG
2011	13-0	3	13	1	8
2012	12-1	3	21	0	10
2013	12-0	1	0	0	0
2014	10-6	4	35	0	12
Totals	47-7	11	69	1	12



94
Danielle Hunter
Defensive End
6-6 • 240 • Jr. • 2L
Katy, Texas (Morton Ranch HS)



- 2014 Preseason All-SEC Third Team (Coaches)
- 2013 SEC Defensive Lineman of the Week (vs. Florida)

JUNIOR SEASON (2014)

Hunter has started at defensive end in 22 consecutive games dating back to the Auburn game last season ... His 64 tackles are fourth on the team, while his 12.0 tackles for loss hold the team's top spot ... Collected six PBUs which are third on the squad ... Came away with seven tackles against No. 14 Wisconsin ... LSU's defense held the Badgers to 32 total yards on 19 plays over the final 27:24 of the contest as the Tigers erased a 17-point deficit ... Registered seven stops and 1.5 tackles for loss versus Sam Houston State ... Tallied six tackles and a sack against Mississippi State ... Recovered MSU QB Dak Prescott's fumble and returned it 25-yards for a touchdown on the first play of the 2nd half ... The last time LSU returned a fumble for a TD was Tyrann Mathieu with a 23-yard score versus Kentucky on Oct. 1, 2011 ... Racked up a career-high 12 tackles at Auburn ... The last time a LSU defensive lineman notched 10-plus tackles in a game was former All-American Glenn Dorsey who recorded 11 stops against Ole Miss on Nov. 28, 2006 ... Totaled seven stops, a career-high 2.0 tackles for loss and three PBUs against Kentucky ... Picked up nine tackles and a pair of stops for loss versus No. 3 Ole Miss ... Added six tackles and three PBUs against No. 4 Alabama ... Secured 1.5 tackles for loss at Arkansas.

HUNTER'S CAREER HIGHS

Total tackles: 12, at Auburn, 2014
 Tackles for loss: 2.0, Kentucky, 2014
 Sacks: 1.0, 3x (Last: Mississippi State, 2014; First: Texas A&M, 2013)

HUNTER IN THE SEC RANKINGS • DEC. 7

12.0 Tackles for Loss • 10th

HUNTER'S CAREER DEFENSIVE STATS

YEAR	G-GS	UT	AT	TT	TFL	SACKS	PBU	QBH	INT	FF	FR
2012	12-0	3	9	12	0	0	0	0	0	0	0
2013	13-10	19	38	57	8.0-32	3.0-20	2	5	0	1	0
2014	12-12	27	37	64	12.0-43	1.5-7	6	2	0	1	1-25
Totals	37-22	49	84	133	20.0-75	4.5-27	8	7	0	2	1-25



29

Rickey Jefferson
Safety
 6-0 • 204 • So. • 1L
 St. Rose, La. (Destrehan HS)



SOPHOMORE SEASON (2014)

Jefferson has been a key contributor to LSU's secondary in nickel and dime packages ... Tied for the team lead with Ronald Martin and Tre'Davious White with two interceptions ... Picked up his first career INT against Sam Houston State ... Compiled a career-high five tackles versus ULM ... Secured four tackles at Auburn ... Collected his second INT of 2014 at Florida late in the 4th quarter which set up LSU's game-winning field goal ... Picked up four tackles and a half-tackle for loss versus No. 3 Ole Miss ... Also contributes on special teams.

JEFFERSON'S CAREER HIGHS

Total tackles: 5, ULM, 2014
 Interceptions: 1, 2x (Last: at Florida, 2014; First: Sam Houston State, 2014)
 PBUs: 1, 4x (Last: Kentucky, 2014; First: Arkansas, 2013)

JEFFERSON'S CAREER DEFENSIVE STATS

YEAR	G-GS	UT	AT	TT	TFL	SACKS	PBU	QBH	INT	FF	FR
2013	7-1	3	3	6	0.5-1	0-0	2	0	0	0	0
2014	12-0	13	10	23	1.5-3	0-0	2	1	2-41	0	0
Totals	19-1	16	13	29	2.0-4	0-0	4	1	2-41	0	0



10

Anthony Jennings
Quarterback
 6-2 • 216 • So. • 1L
 Marietta, Ga. (Marietta HS)



• 2013 SEC Freshman of the Week (vs. Arkansas)

SOPHOMORE SEASON (2014)

Jennings has posted a 9-3 record as LSU's starting quarterback ... Four of his nine victories have been fourth quarter comebacks ... Converted on 9-of-21 passing for 239 yards and two touchdowns against No. 14 Wisconsin during the AdvoCare Texas Kickoff ... The nine completions, 239 yards and two touchdowns were all career-highs at the time ... Found Travin Dural for an 80-yard score with 4:47 remaining during the 1st quarter for LSU's first touchdown of the season ... At the time, the 80-yard touchdown matched the third-longest passing play in school history ... Also added a 36-yard scoring strike to John Diarse in the 4th quarter as LSU completed a 17-point comeback against the Badgers which tied for the fourth-largest comeback in school history since 1960 ... Tossed a career-best three touchdown passes versus Sam Houston State ... Fired a 94-yard TD to Dural on LSU's first play from scrimmage during the Sam Houston State game ... The 94-yard scoring strike was the longest pass in program history which eclipsed an 82-yard touchdown pass from Steve Ensminger to Carlos Carson against Georgia on Oct. 14, 1978 ... Was 13-of-26 for 157 yards versus Mississippi State in LSU's SEC opener ... The 13 completions were a career high for Jennings ... Came off the bench to go 5-for-10 for 84 yards at Auburn ... Returned as LSU's starter and accounted for 73 of his 110 passing yards during the 4th quarter at Florida ... Was 7-of-14 for 120 yards and one touchdown against Kentucky ... Fired in a 3-yard touchdown to Logan Stokes and was 8-of-16 for 142 yards during LSU's 10-7 comeback win over No. 3 Ole Miss ... Racked up a career-best 119 rushing yards on 14 carries at Texas A&M ... Was 12-of-21 for 107 yards and one TD versus the Aggies.

JENNINGS' CAREER PASSING HIGHS

Attempts: 26, 2x (Last: Alabama, 2014; First: Mississippi State, 2014)
 Completions: 13, Mississippi State, 2014
 Yards: 239, vs. Wisconsin, 2014
 Touchdowns: 3, Sam Houston State, 2014
 Long: 94 (TD), Sam Houston State, 2014

JENNINGS' CAREER RUSHING HIGHS

Attempts: 14, at Texas A&M, 2014
 Yards: 119, at Texas A&M, 2014
 Touchdowns: 1, 2x, (Last: vs. Iowa, 2014 Outback Bowl; First: vs. Florida, 2013)
 Long: 36, at Texas A&M, 2014

JENNINGS IN THE SEC RANKINGS • DEC. 7

14.0 Yards Per Completion • 7th
 1,744 Total Offense Yards • 11th
 1,460 Passing Yards • 12th
 121.7 - Passing Yards Per Game • 13th
 145.3 Total Offense Yards Per Game • 13th
 10 Passing Touchdowns • 13th
 104 Pass Completions • 13th

JENNINGS' CAREER PASSING TOTALS

YEAR	G-GS	COMP.-ATT.-INT.	YDS.	TD	LONG
2013	9-1	13-29-1	181	1	49 (TD)
2014	12-11	104-213-6	1,460	10	94 (TD)
Totals	21-12	117-242-7	1,641	11	94 (TD)

JENNINGS' CAREER RUSHING STATS

YEAR	G-GS	ATT.	YDS.	TD	LONG
2013	9-1	19	18	1	21
2014	12-11	100	284	0	36
Totals	21-12	119	302	1	36



45

Deion Jones
Linebacker
 6-1 • 220 • Jr. • 2L
 New Orleans, La. (Jesuit HS)



JUNIOR SEASON (2014)

Jones has played in all 38 career games and serves as a hard-hitting reserve linebacker who adds depth in the rotation ... Earned the starting nod at WILL linebacker for Kwon Alexander versus ULM ... Chipped in two tackles and a quarterback hurry versus No. 14 Wisconsin ... His QB hurry came on Wisconsin's final offense play on 3rd-and-12 which led to an incompleton during the 4th quarter ... Collected a career-high five tackles against Sam Houston State ... Registered three stops and his first full tackle for loss on the season at Florida ... Secured three tackles, a half-stop for loss and a PBU at Arkansas ... Also a valuable contributor on special teams coverage units where he has picked up seven of his 24 tackles ... His seven special teams tackles are third on the team.

JONES' CAREER HIGHS

Total tackles: 5, Sam Houston State, 2014
 Tackles for loss: 1.0, 5x (Last: at Florida, 2014; First: vs. North Texas, 2012)
 Sacks: 0

JONES' CAREER DEFENSIVE STATS

YEAR	G-GS	UT	AT	TT	TFL	SACKS	PBU	QBH	INT	FF	FR
2012	13-0	8	15	23	3.0-12	0	0	3	0	0	1-0
2013	13-0	6	9	15	1.0-6	0	0	1	0	0	0
2014	12-1	8	16	24	2.5-5	0	1	1	0	0	1-0
Totals	38-1	22	40	62	6.5-23	0	1	5	0	0	2-0



49

Melvin Jones
Fullback

6-2 • 258 • So. • 1L

Lake Charles, La. (Washington-Marion HS)



SOPHOMORE SEASON (2014)

Jones has seen action at fullback in nine of 12 games ... Did not play against No. 14 Wisconsin, at Arkansas and at Texas A&M ... Earned his first career start at Florida where he responded with a career-high four receptions for 19 yards ... Caught two career touchdowns: a 3-yard pass from Brandon Harris versus New Mexico State in 2014 and a 7-yard pass from Zach Mettenberger against Furman in 2013 ... Totaled 11 rushing yards on three carries against No. 3 Ole Miss ... Shifted from linebacker to fullback during 2013 fall camp ... Plays on special teams units.

JONES' CAREER RUSHING HIGHS

Attempts: 3, Ole Miss, 2014
Yards: 11, Ole Miss, 2014
Touchdowns: 0
Long: 6, Ole Miss, 2014

JONES' CAREER RECEIVING HIGHS

Receptions: 4, at Florida, 2014
Yards: 19, at Florida, 2014
Touchdowns: 1, 2x (Last: New Mexico State, 2014; First: Furman, 2013)
Long: 7, Furman, 2013

JONES' CAREER RUSHING STATS

YEAR	G-GS	ATT.	YDS.	TD	LONG
2013	9-0	0	0	0	0
2014	9-1	4	12	0	6
Totals	18-1	4	12	0	6

JONES' CAREER RECEIVING STATS

YEAR	G-GS	REC.	YDS.	TD	LONG
2013	9-0	1	7	1	7
2014	9-1	5	22	1	5
Totals	18-1	6	29	2	7



38

Jamie Keehn
Punter

6-4 • 220 • Jr. • 2L

Miners Rest, Australia (The Rock Hampton GS)



- 2014 All-SEC Second Team (Coaches)
- 2014 Preseason All-SEC Third Team (Coaches, Media)
- 2013 SEC Academic Honor Roll

JUNIOR SEASON (2014)

Keehn serves as LSU's starting punter for the second consecutive season ... Placed 25 of his 68 punts (36.7 percent) inside the 20-yard line on the season ... Boomed 17 punts over 50 yards ... Had a career-high five punts downed inside the 20-yard line versus No. 14 Wisconsin ... Knocked a career-best 64-yard effort during the 2nd quarter against the Badgers ... Registered back-to-back career-high averages with 47.8 yards per punt versus ULM followed by 51.1 yards per punt against Mississippi State ... Registered a 62-yard punt during the 3rd quarter of the MSU game ... Produced four punts which pinned No. 4 Alabama inside the 20-yard line ... Banged a 62-yard punt during the 2nd quarter of the Bama game.

KEEHN'S CAREER HIGHS

Punts: 10 vs. Iowa, 2014 Outback Bowl
Punting Yards: 469 vs. Iowa, 2014 Outback Bowl
Punting Average: 51.1, Mississippi State, 2014
Long: 64, vs. Wisconsin, 2014
50+ Punts: 5, 3x, (Last: Mississippi State, 2014)
(First: vs. Clemson, 2012 Chick-fil-A Bowl)
Inside 20-yard line: 5, vs. Wisconsin, 2014

KEEHN IN THE SEC RANKINGS • DEC. 7

45.0 Yards Per Punt • 2nd
25 Punts Inside 20 • 3rd
17 Punts 50-Plus Yards • T-3rd

KEEHN'S CAREER PUNTING TOTALS

YEAR	NO.	YDS.	AVG.	LG	I20	TB	50+
2012	12	524	43.7	58	3	1	6
2013	43	1,765	41.0	58	18	4	10
2014	68	3,061	45.0	64	25	3	17
Totals	123	5,350	43.49	64	46	8	33



91

Christian LaCouture
Defensive Tackle

6-5 • 300 • So. • 1L

Lincoln, Neb. (Lincoln Southwest HS)



SOPHOMORE SEASON (2014)

LaCouture has started all 12 games at defensive tackle ... His 4.0 tackles for loss are fifth on LSU's defense ... One of four players and the only defensive player to make his first career start against No. 14 Wisconsin ... Contributed three tackles versus the Badgers ... Secured four stops and his first full tackle for loss during the Mississippi State game ... Collected a career-high six tackles and his first full sack of the season at Auburn ... Picked up four tackles against No. 4 Alabama ... Equaled a career-high with six tackles and a sack at Arkansas ... A talented prospect with outstanding size and strength at the point of attack.

LaCOUTURE'S CAREER HIGHS

Total tackles: 6, 2x (Last: at Arkansas, 2014; First: at Auburn, 2014)
Tackles for loss: 1.5, at Auburn, 2014
Sacks: 1.0, 3x (Last: at Arkansas, 2014; First: at Mississippi State, 2013)

LaCOUTURE'S CAREER DEFENSIVE STATS

YEAR	G-GS	UT	AT	TT	TFL	SACKS	PBU	QBH	INT	FF	FR
2013	13-0	3	8	11	1.5-2	1.0-2	0	0	0	0	0
2014	12-12	6	31	37	4.0-14	2.5-13	2	1	0	0	0
Totals	25-12	9	39	48	5.5-16	3.5-15	2	1	0	0	0



23

Lamar Louis
Linebacker

5-11 • 229 • Jr. • 2L

Breaux Bridge, La. (Breaux Bridge HS)



JUNIOR SEASON (2014)

Louis has served as LSU's starting SAM linebacker in nine of 12 games on the season ... Tallied two tackles against No. 14 Wisconsin at the AdvoCare Texas Kickoff ... It was Louis' first start since the Arkansas game on Nov. 23, 2012 ... Did not play versus ULM ... Secured three stops and a tackle for loss against New Mexico State ... Amassed a career-high nine tackles and a pair of quarterback hurries at Auburn ... Picked up three tackles and a PBU versus No. 3 Ole Miss ... Notched three tackles and forced a fumble against No. 4 Alabama ... The forced fumble was on Alabama's T.J. Yeldon late in the 4th quarter and set up a LSU field goal ... Collected seven tackles, a career-high 1.5 stops for loss and a career-best two PBUs at Arkansas ... Moved from MIKE to SAM linebacker position during the offseason.

LOUIS' CAREER HIGHS

Total tackles: 9, at Auburn, 2014
Tackles for loss: 1.5, at Arkansas, 2014
Sacks: 0

LOUIS' CAREER DEFENSIVE STATS

YEAR	G-GS	UT	AT	TT	TFL	SACKS	PBU	QBH	INT	FF	FR
2012	11-5	5	8	13	0	0	0	2	0	0	0
2013	13-0	11	14	25	0	0	0	0	0	0	2-0
2014	11-9	10	19	29	2.5-2	0	3	2	0	1	0
Totals	35-14	26	41	67	2.5-2	0	3	4	0	1	2-0



18

Terrence Magee
Running Back

5-9 • 217 • Sr. • 2L

Franklinton, La. (Franklinton HS)



- 2014 Preseason All-SEC Second Team (Coaches, Media)
- 2014 Doak Walker Award Watch List
- 2013 SEC Offensive Player of the Week (vs. Texas A&M)

SENIOR SEASON (2014)

Magee has come away with 545 rushing yards on 105 carries and has played in all 12 games ... The 105 carries and 545 yards are second on the team ... Registered 62 yards on eight carries and his first touchdown of the season versus New Mexico State ... Made his first career start at Auburn where he added 23 yards on eight carries ... Chipped in 50 yards on six carries for a season's best 8.3 yards per carry at Florida ... Racked up a season's best 127 rushing yards on nine carries and equaled a career-high with two rushing touchdowns against Kentucky ... The 127 rushing yards for Magee was his fourth career game with over 100 yards ... Accounted for a career-high 220 all-purpose yards (44 receiving yards, 49 kickoff return yards) during the Kentucky game ... Only the third player since 1990 to lead the Tigers in both rushing and receiving yards during the same game ... The only other players to do that were Joseph Addai against Alabama in 2004 and Harvey Williams against Alabama in 1990 ... Gained 74 rushing yards on 12 carries and a career-high 45 receiving yards on four catches versus No. 3 Ole Miss ... Collected 74 rushing yards on 17 carries at Texas A&M ... A gifted athlete who is coming off his most productive season at LSU where he finished second on the team with 626 rushing yards and eight rushing touchdowns ... Great vision and awareness; quick feet and elusive; runs hard and is a tough and durable back ... Also has tremendous hands and provides LSU with a threat in the passing game out of the backfield.

MAGEE'S RUSHING CAREER HIGHS

Attempts: 13, 2x (Last: Texas A&M, 2013; First: vs. TCU, 2013)
Yards: 149, Texas A&M, 2013
Touchdowns: 2, 4x (Last: Kentucky, 2014; First: vs. TCU, 2013)
Long: 65, Texas A&M, 2013

MAGEE'S RECEIVING CAREER HIGHS

Receptions: 4, 2x (Last: Ole Miss, 2014; First: Mississippi State, 2014)
Yards: 45, Ole Miss, 2014
Long: 32, Ole Miss, 2014

MAGEE'S CAREER RUSHING STATS

YEAR	G-GS	ATT.	YDS.	TD	LONG
2011	5-0	27	133	1	35
2012	9-0	1	0	0	0
2013	13-0	86	626	8	65
2014	12-1	105	545	3	38
Totals	39-1	219	1,304	12	65

MAGEE'S CAREER RECEIVING STATS

YEAR	G-GS	REC.	YDS.	TD	LONG
2011	5-0	0	0	0	0
2012	9-0	1	7	0	7
2013	13-0	6	49	0	17
2014	12-1	16	162	0	32
Totals	39-1	23	218	0	32

MAGEE'S CAREER KICKOFF RETURN STATS

YEAR	G-GS	ATT.	YDS.	TD	LONG
2011	5-0	0	0	0	0
2012	9-0	0	0	0	0
2013	13-0	2	45	0	32
2014	12-1	1	49	0	49
Totals	39-1	3	94	0	49



26

Ronald Martin
Safety

6-2 • 220 • Sr. • 3L
White Castle, La. (White Castle HS)



• 2014 All-SEC Second Team (Media)

SENIOR SEASON (2014)

Martin has started at strong safety in all 12 games and picked up 66 tackles which are third on the team ... Tied for the team lead with Rickey Jefferson and Tre'Davious White with two interceptions ... Martin's eight PBUs are second, while his two forced fumbles are tied for the team lead ... His start during the season opener versus No. 14 Wisconsin was his first since the Furman game on Oct. 26, 2013 ... Collected five tackles and an interception during LSU's 28-24 comeback win over the Badgers ... Recorded his fourth career INT on 3rd-and-10 play with Wisconsin driving in LSU territory at the 6:45 mark of the 4th quarter ... Racked up a career-high 13 tackles, a forced fumble and a quarterback hurry versus Mississippi State ... Notched six tackles and equaled a career-high with a pair of PBUs against New Mexico State ... Added four stops during the Auburn and Florida games ... Tacked on six tackles versus Kentucky ... Secured five tackles, a forced fumble, a PBU and the game-clinching interception against No. 3 Ole Miss ... The INT came at the LSU 1-yard line with Ole Miss driving in the closing seconds ... Turned in six stops versus No. 4 Alabama ... Picked up nine tackles and a PBU at Arkansas ... Has started in 19 of his 20 appearances over the last two seasons.

MARTIN'S CAREER HIGHS

Total tackles: 13, Mississippi State, 2014
Tackles for loss: 0.5, twice (Last: vs. Idaho, 2012; First: vs. North Texas, 2012)
Interceptions: 2, vs. Idaho, 2012
PBUs: 2, 2x (Last: New Mexico State, 2014; First: at Mississippi State, 2013)

MARTIN'S CAREER DEFENSIVE STATS

YEAR	G-GS	UT	AT	TT	TFL	SACKS	PBU	QBH	INT	FF	FR
2011	3-0	2	1	3	0	0	2	0	0	0	0
2012	13-1	18	17	35	1.0-1	0	0	0	2-45	1	0
2013	8-7	20	18	38	0	0	4	0	1-0	1	1-0
2014	12-12	23	43	66	0	0	8	0	1-8	2	0
Totals	36-20	63	79	142	1.0-1	0	14	0	4-53	4	1-0



28

Jalen Mills
Safety

6-0 • 194 • Jr. • 2L
DeSoto, Texas (DeSoto HS)



- 2014 Lott IMPACT Trophy Watch List
- 2013 Preseason All-SEC Third Team (Media)
- 2012 Freshman All-America First Team (Sporting News, CBSSports.com, FoxSportsNext.com)
- 2012 SEC Freshman of the Week (vs. Washington)

JUNIOR SEASON (2014)

Mills has been in the starting lineup in all 12 games and has started in 38 consecutive games to begin his career ... Extremely active with four tackles, one stop for loss, one interception and one quarterback hurry against No. 14 Wisconsin ... His sixth career INT came with 11:04 to go in the 4th quarter and led to LSU's go-ahead touchdown drive ... His QB hurry resulted in fellow safety Ronald Martin's INT on Wisconsin's next possession ... Collected seven tackles versus Mississippi State and at Auburn ... Secured four tackles and recovered a fumble against New Mexico State ... Tacked on six tackles which included 1.5 stops for loss versus Kentucky ... Picked up six tackles against No. 4 Alabama ... Garnered seven tackles at Texas A&M ... Moved to free safety leading into the 2014 Outback Bowl against Iowa.

MILLS' CAREER HIGHS

Total tackles: 9, 3x (Last: Arkansas, 2013; First: at Arkansas, 2012)
Interceptions: 1, 6x (Last: vs. Wisconsin, 2014; First: Washington, 2012)
PBUs: 2, at Arkansas, 2012

MILLS' CAREER DEFENSIVE STATS

YEAR	G-GS	UT	AT	TT	TFL	SACKS	PBU	QBH	INT	FF	FR
2012	13-13	38	19	57	0	0	5	0	2-18	0	0
2013	13-13	45	22	67	4.0-23	3.0-21	3	0	3-(-6)	0	0
2014	12-12	23	31	54	3.0-4	0	5	2	1-0	0	1-36
Totals	38-38	106	72	178	7.0-27	3.0-21	13	2	6-12	0	1-36



92

Lewis Neal
Defensive End

6-1 • 255 • So. • 1L
Wilson, N.C. (James B. Hunt HS)



SOPHOMORE SEASON (2014)

Neal has seen action as a reserve defensive tackle in all 12 games for the Tigers ... Listed behind Christian LaCouture on the depth chart ... Recorded his first career tackle for loss against Sam Houston State ... Chipped in two tackles versus Mississippi State ... Very quick and explosive player off the line.

NEAL'S CAREER HIGHS

Total tackles: 4, UAB, 2013
Tackles for loss: 1.0, Sam Houston State, 2014
Sacks: 0.5, UAB, 2013

NEAL'S CAREER DEFENSIVE STATS

YEAR	G-GS	UT	AT	TT	TFL	SACKS	PBU	QBH	INT	FF	FR
2013	10-0	0	7	7	0.5-2	0.5-2	0	1	0	0	0
2014	12-0	1	2	3	1.5-4	0	0	0	0	0	0
Totals	22-0	1	9	10	2.0-6	0.5-2	0	1	0	0	0



43

Connor Neighbors
Fullback

5-11 • 229 • Sr. • 2L

Huntsville, Ala. (Huntsville HS)



SENIOR SEASON (2014)

Neighbors has started at fullback in nine of 12 games this season ... Did not play at Florida ... Has started in 16 of LSU's last 20 games dating back to the Mississippi State game on Oct. 5, 2013 ... His first reception of the season resulted in 10 yards against No. 4 Alabama ... Added a four-yard catch at Arkansas ... Logged a career-high tying two catches for 13 yards at Texas A&M ... Fifth-year senior who has logged action in 41 career games.

RUSHING CAREER HIGHS

Attempts: 1, 2x, (Last: at Mississippi State, 2013)

Yards: 1, vs. TCU, 2013

Touchdowns: 0

Long: 1, vs. TCU, 2013

RECEIVING CAREER HIGHS

Receptions: 2, 2x (Last: at Texas A&M, 2014; First: vs. Iowa, 2014 Outback Bowl)

Yards: 52, Kent State, 2013

Long: 52, Kent State, 2013

NEIGHBORS' CAREER RUSHING STATS

YEAR	G-GS	ATT.	YDS.	TD	LONG
2010	1-0	0	0	0	0
2011	4-0	0	0	0	0
2012	13-0	1	5	0	5
2013	13-7	2	1	0	1
2014	11-9	0	0	0	0
Totals	42-16	3	6	0	5

NEIGHBORS' CAREER RECEIVING STATS

YEAR	G-GS	REC.	YDS.	TD	LONG
2010	1-0	0	0	0	0
2011	4-0	0	0	0	0
2012	13-0	0	0	0	0
2013	13-7	7	92	0	52
2014	11-9	2	14	0	10
Totals	42-16	9	106	0	52



77

Ethan Poci
Center/Guard

6-7 • 301 • So. • 1L

Lemont, Ill. (Lemont HS)



SOPHOMORE SEASON (2014)

Poci started at center during LSU's first two games before he moved over to start at right guard in eight games ... Returned to center after Elliott Porter's injury during the Arkansas game and started at Texas A&M ... Did not play versus ULM ... His 69.5 knockdowns rank third among LSU's offensive linemen ... Played on all 67 snaps versus No. 14 Wisconsin and garnered a team-leading six knockdowns ... Racked up a season-high 11 knockdowns on 47 snaps against New Mexico State ... Added nine knockdowns on 73 snaps at Florida ... Secured a team-leading 6.5 knockdowns over his 60 snaps versus Kentucky ... Equaled a season's best with 11 knockdowns on 71 snaps against No. 3 Ole Miss ... Collected 8.0 knockdown at Texas A&M ... A strong and physical offensive lineman with exceptional quickness who has the ability to play anywhere on the offensive line.



55

Elliott Porter
Center

6-4 • 297 • Sr. • 2L

Waggaman, La. (Shaw HS)



• 2014 Rimington Trophy Watch List

SENIOR SEASON (2014)

After missing the first two games of the season, Porter has been LSU's starting center during nine of the final 10 games of the season ... Left the Arkansas game due to injury and did not play at Texas A&M ... Played all 66 snaps and posted four knockdowns versus ULM ... Collected seven knockdowns on 45 snaps against New Mexico State ... Racked up a season-high 10.5 knockdowns over his 70 snaps versus No. 3 Ole Miss ... Tallied 34.5 of his 40.5 knockdowns over his last seven outings ... Logged action in 31 career games with 22 starts at center to his credit ... Started 21 of LSU's last 25 games since the 2013 season opener versus TCU.



8

Trey Quinn
Wide Receiver

6-0 • 194 • Fr. • HS

Lake Charles, La. (Barbe HS)



TRUE FRESHMAN SEASON (2014)

Quinn is one of 17 true freshmen to see action for the Tigers this season ... Started at the X receiver position in seven of 12 games ... Secured his first career reception versus No. 14 Wisconsin in the 2nd quarter ... Hauled in a two-point conversion play in the 4th quarter to pull LSU within 24-21 versus the Badgers ... Notched at least two receptions in six of his first nine games ... Registered a season's best three catches for 46 yards against New Mexico State ... Also added three catches for 31 yards at Florida ... Hauled in two catches for 42 yards versus No. 3 Ole Miss.

QUINN'S CAREER RECEIVING HIGHS

Receptions: 3, 2x (Last: at Florida, 2014; First: New Mexico State, 2014)

Yards: 46, New Mexico State, 2014

Long: 27, New Mexico State, 2014

QUINN'S CAREER RECEIVING STATS

YEAR	G-GS	REC.	YDS.	TD	LONG
2014	12-7	17	193	0	27
Totals	12-7	17	193	0	27

QUINN'S CAREER RUSHING STATS

YEAR	G-GS	REC.	YDS.	TD	LONG
2014	12-7	2	11	0	9
Totals	12-7	2	11	0	9

QUINN'S CAREER PUNT RETURN STATS

YEAR	G-GS	ATT.	YDS.	TD	LONG
2014	12-7	1	7	0	7
Totals	12-7	1	7	0	7



59

Jermauria Rasco
Defensive End

6-3 • 247 • Sr. • 3L
Shreveport, La. (Evangel Christian Academy)



• **2014 Preseason All-SEC Third Team (Coaches, Media)**

SENIOR SEASON (2014)

Rasco has started at left defensive end opposite of Danielle Hunter during all 12 games ... His 63 tackles are fifth on LSU's defense, while his 6.5 tackles for loss are tied for third on the squad ... Collected a team-leading eight quarterback hurries ... Picked up five tackles during LSU's 28-24 comeback victory over No. 14 Wisconsin ... Totaled six stops versus Mississippi State ... Notched five tackles and a fumble recovery at Florida ... The fumble recovery led to LSU's opening touchdown ... Picked up five tackles and added a half-sack versus Kentucky ... Came away with a career-high nine tackles which included one stop for loss and a PBU against No. 3 Ole Miss ... Teamed with Kendell Beckwith and stopped Ole Miss QB Bo Wallace on 4th-and-1 rushing play inside LSU territory during the final two minutes ... Matched his career-best with nine tackles and added a pair of QB hurries versus No. 4 Alabama ... Totaled eight tackles highlighted by a career-high two stops for loss at Texas A&M ... Has started 25 straight games dating back to 2013 season opener against No. 20 TCU.

RASCO'S CAREER HIGHS

Total tackles: 9, 2x (First: Alabama, 2014; Last: Ole Miss, 2014)
 Tackles for loss: 2.0, at Texas A&M, 2014
 Sacks: 1.0, 8x (Last: at Texas A&M, 2014; First: Auburn, 2011)

RASCO'S CAREER DEFENSIVE STATS

YEAR	G-GS	UT	AT	TT	TFL	SACKS	PBU	QBH	INT	FF	FR
2011	9-0	10	7	17	3.5-21	2.0-17	0	0	0	0	0
2012	13-0	2	8	10	2.0-3	0	0	1	0	1	0
2013	13-13	22	34	56	8.5-30	4.0-25	5	8	0	1	1-0
2014	12-12	21	42	63	6.5-26	4.0-20	1	8	0	1	1-4
Totals	47-25	55	91	146	20.0-77	10.0-62	6	17	0	3	2-4



40

Duke Riley
Linebacker

6-1 • 218 • So. • 1L
Buras, La. (John Curtis HS)



SOPHOMORE SEASON (2014)

Riley is a speedy reserve linebacker who has seen action in all 12 games ... Has the ability to put pressure on the quarterback and cover receivers down field ... Earned his first career start versus ULM at the SAM linebacker spot ... Racked up a career-high eight tackles in place of Lamar Louis ... Posted two tackles versus No. 14 Wisconsin ... Also secured two tackles during the Mississippi State, Kentucky and Alabama games ... Recovered a fumble at Texas A&M on special teams ... Has seen action in all 25 career games ... Also a valuable member on LSU's special teams units ... Tied for the team lead with nine tackles on special teams.

RILEY'S CAREER HIGHS

Total tackles: 8, ULM, 2014
 Tackles for loss: 0.5, Auburn, 2013
 Sacks: 0

RILEY'S CAREER DEFENSIVE STATS

YEAR	G-GS	UT	AT	TT	TFL	SACKS	PBU	QBH	INT	FF	FR
2013	13-0	1	6	7	0.5-8	0	0	0	0	0	0
2014	12-1	6	14	20	0	0	0	0	0	0	1-0
Totals	25-1	7	20	27	0.5-8	0	0	0	0	0	1-0



84

Logan Stokes
Tight End

6-5 • 255 • Sr. • 1L
Muscle Shoals, Ala. (NE Mississippi CC)



SENIOR SEASON (2014)

Stokes is one of four players to see action in LSU's tight end rotation ... Did not play against ULM ... Earned the starting nod versus Sam Houston State and Kentucky ... His first career reception was a 3-yard touchdown on a 2nd and goal during the 4th quarter which lifted LSU to a 10-7 win over No. 3 Ole Miss ... Athletic tight end who can serve as both a pass catcher and run blocker ... Spent his first two seasons at Northeast Mississippi Community College before he transferred to LSU.

STOKES' CAREER RECEIVING STATS

YEAR	G-GS	REC.	YDS.	TD	LONG
2013	13-3	0	0	0	--
2014	11-2	1	3	1	3 (TD)
TOTALS	24-5	1	3	1	3 (TD)



58

Sione Teuhema
Defensive End

6-4 • 232 • Fr. • HS
Keller, Texas (Keller HS)



TRUE FRESHMAN SEASON (2014)

Teuhema is one of 17 true freshmen to see action for the Tigers this season ... Has played in eight games and seen extended action in three-line defensive line packages during LSU's last five games ... Picked up two tackles against No. 3 Ole Miss ... Was extremely active during his career debut versus Sam Houston State where he garnered four tackles and two sacks during the 4th quarter ... His two sacks resulted in a loss of 19 yards.

TEUHEMA'S CAREER HIGHS

Total tackles: 4, Sam Houston State, 2014
 Tackles for loss: 2.0, Sam Houston State, 2014
 Sacks: 2.0, Sam Houston State, 2014)

TEUHEMA'S CAREER DEFENSIVE STATS

YEAR	G-GS	UT	AT	TT	TFL	SACKS	PBU	QBH	INT	FF	FR
2014	8-0	3	4	7	2.0-19	2.0-19	0	0	0	0	0
Totals	8-0	3	4	7	2.0-19	2.0-19	0	0	0	0	0



13

Dwayne Thomas
Cornerback
 6-0 • 182 • So. • 1L
 New Orleans, La. (O.P. Walker HS)



REDSHIRT SOPHOMORE SEASON (2014)

Thomas has been a key playmaker in LSU's nickel and dime packages ... Secured 24 tackles which were fourth and his 2.5 tackles for loss were tied for second on the squad through five games ... Missed LSU's last four games due to injury ... Picked up five tackles which included a half stop for loss and one PBU versus No. 14 Wisconsin ... Racked up a career-high seven stops, notched his first career interception and registered a QB hurry against Sam Houston State ... Added six tackles, a sack and a fumble recovery versus Mississippi State ... Also a valuable contributor on special teams.

D. THOMAS' CAREER HIGHS

Total tackles: 7, Sam Houston State, 2014
 PBUs: 3, Auburn, 2013
 Sacks: 2.0, Furman, 2013
 Interceptions: 1, Sam Houston State, 2014

D. THOMAS' CAREER DEFENSIVE STATS

YEAR	G-GS	UT	AT	TT	TFL	SACKS	PBU	QBH	INT	FF	FR
2012	3-0	0	0	0	0	0	0	0	0	0	0
2013	11-0	6	4	10	4.0-24	3.0-23	5	1	0	2	0
2014	5-0	8	16	24	2.5-11	1.5-10	1	2	1-0	0	1-0
Totals	19-0	14	20	34	6.5-35	4.5-33	6	3	1-0	2	1-0



95

Quentin Thomas
Defensive Tackle
 6-4 • 303 • Jr. • 1L
 Breaux Bridge, La. (Breux Bridge HS)



JUNIOR SEASON (2014)

Thomas has started at right defensive tackle on three occasions in 2014 ... Recorded a tackle during seven of his nine appearances on LSU's front four ... Notched two tackles versus Mississippi State ... Secured two tackles, a half-stop for loss and a PBU against No. 3 Ole Miss ... Did not play against New Mexico State and at Auburn ... Backed up Ego Ferguson for a majority of the 2013 season.

Q. THOMAS' CAREER HIGHS

Total tackles: 4, UAB, 2013
 Tackles for loss: 0.5, 2x (Last: Ole Miss, 2014; First: Furman, 2013)
 Sacks: 0

Q. THOMAS' CAREER DEFENSIVE STATS

YEAR	G-GS	UT	AT	TT	TFL	SACKS	PBU	QBH	INT	FF	FR
2012	3-0	0	1	1	0	0	0	0	0	0	0
2013	11-1	3	6	9	0.5-3	0	2	0	0	0	1-0
2014	10-3	1	8	9	0.5-1	0	1	0	0	0	0
Totals	23-4	4	15	19	1.0-4	0	3	0	0	0	1-0



75

Evan Washington
Guard
 6-6 • 334 • Sr. • 1L
 DeSoto, Texas (DeSoto HS)



SENIOR SEASON (2014)

Washington has seen action in nine games and earned his first start of 2014 at left guard for Vadal Alexander during the Arkansas game ... Moved over to start at right guard at Texas A&M ... It was his second and third career starts ... Also started at right tackle versus Furman in 2013 ... Garnered nine knockdowns which includes a season's best three KDs versus Sam Houston State ... Sees time on special teams units ... Gifted offensive lineman who sat out the 2011 and 2012 seasons due to injuries and academic reasons ... Son of Marvin Washington, an 11-year NFL veteran from 1989-99.



31

D.J. Welter
Linebacker
 6-1 • 235 • Sr. • 1L
 Crowley, La. (Notre Dame HS)



SENIOR SEASON (2014)

Welter has served as LSU's starting MIKE linebacker in 19 of 25 games over the last two seasons ... Notched five tackles and one PBU versus No. 14 Wisconsin ... His PBU came on Wisconsin's final offense play on 3rd and 12 during the 4th quarter ... LSU's defense held the Badgers to 32 total yards on 19 plays over the final 27:24 of the contest as the Tigers erased a 17-point deficit ... Tallied four tackles highlighted by a sack and a forced fumble against Sam Houston State ... Came away with six tackles during LSU's SEC opener versus Mississippi State ... Collected a season's best eight tackles and recovered a fumble against New Mexico State ... Picked up a tackle for loss at Arkansas ... Solid linebacker who has good instincts.

WELTER'S CAREER HIGHS

Total tackles: 11, Auburn, 2013
 Tackles for loss: 1.0, 4x (Last: at Arkansas, 2014; First: Kent State, 2013)
 Sacks: 1.0, 3x, (Last: Sam Houston State, 2014; First: Kent State, 2013)

WELTER'S CAREER DEFENSIVE STATS

YEAR	G-GS	UT	AT	TT	TFL	SACKS	PBU	QBH	INT	FF	FR
2011	7-0	1	4	5	0	0	0	0	0	0	0
2012	1-0	0	2	2	0	0	0	0	0	0	0
2013	13-13	25	55	80	4.0-11	2.0-8	1	3	0	0	0
2014	12-6	6	29	35	2.0-13	1.0-11	1	1	0	1	1-0
Totals	32-19	32	90	122	6.0-24	3.0-19	2	4	0	1	1-0



34

Darrel Williams

Running Back

6-0 • 230 • Fr. • HS

Marrero, La. (John Ehret HS)



TRUE FRESHMAN SEASON (2014)

Williams is one of 17 true freshmen to see action for the Tigers ... Played in 11 straight games after he missed the season opener against No. 14 Wisconsin ... Secured 280 rushing yards on 61 carries and scored three touchdowns ... Made an instant impact and rushed for 65 yards on 14 carries in his career debut versus Sam Houston State ... Added a 1-yard touchdown during the 3rd quarter ... The 65 rushing yards were the sixth-most by a LSU true freshman in his debut ... Garnered 37 yards on seven carries and scored two more touchdowns highlighted by a 22-yard scamper against ULM in the 2nd quarter ... Picked up 59 yards on 10 carries versus New Mexico State ... Tacked on 61 yards on 10 carries against Kentucky ... Returned his first career kickoff for 21 yards at Arkansas.

WILLIAMS' CAREER RUSHING HIGHS

Attempts: 14, Sam Houston State, 2014
Yards: 65, Sam Houston State, 2014
Touchdowns: 2, ULM, 2014
Long: 22, ULM, 2014

WILLIAMS' RECEIVING CAREER HIGHS

Receptions: 2, 2x (Last: at Auburn, 2014; First: Mississippi State, 2014)
Yards: 38, Mississippi State, 2014
Long: 21, Mississippi State, 2014

WILLIAMS' CAREER RUSHING STATS

YEAR	G-GS	ATT.	YDS.	TD	LONG
2014	11-0	61	280	3	22
Totals	11-0	61	280	3	22

WILLIAMS CAREER RECEIVING STATS

YEAR	G-GS	REC.	YDS.	TD	LONG
2014	11-0	6	63	0	25
Totals	11-0	6	63	0	25

WILLIAMS' CAREER KICKOFF RETURN STATS

YEAR	G-GS	ATT.	YDS.	TD	LONG
2014	11-0	1	21	0	21
Totals	11-0	1	21	0	21



16

Tre'Davious White

Defensive Back

5-11 • 191 • So. • 1L

Shreveport, La. (Green Oaks HS)



- 2014 Preseason All-SEC Second Team (Coaches)
- 2014 Thorpe Award Watch List
- 2014 Sports Illustrated Preseason All-America Second Team
- 2014 Athlon Sports Preseason All-America Third Team
- 2013 All-SEC Freshman Team (Coaches)

SOPHOMORE SEASON (2014)

White has started at right cornerback during all 12 games ... Tied for the team lead with Rickey Jefferson and Ronald Martin with two interceptions ... Has started 23 straight games at cornerback dating back to the Kent State game on Sept. 14, 2013 ... Totaled three tackles and a PBU versus No. 14 Wisconsin during LSU's season opener ... Collected four tackles which included one stop for loss versus ULM ... Recorded his first INT of the season during the 1st quarter versus New Mexico State ... Added his second interception of the season at Florida ... Picked up three tackles and his first career sack against No. 3 Ole Miss ... Collected four stops versus No. 4 Alabama ... Four of his five tackles at Arkansas were solo stops ... Also serves as LSU's primary punt returner ... Broke a 67-yard punt return for a touchdown during the first quarter against Kentucky ... The last LSU player to return a punt for a touchdown was Odell Beckham, Jr. who broke an 89-yarder during the fourth quarter against Ole Miss on Nov. 17, 2012 ... One of six players in the SEC to return a punt for a TD in 2014.

WHITE'S CAREER HIGHS

Total tackles: 8, Arkansas, 2013
PBUs: 2, 2x (Last: at Ole Miss, 2013; First: at Mississippi State, 2013)
INT: 1, 4x (Last: at Florida, 2014; First: at Mississippi State, 2013)

WHITE'S CAREER DEFENSIVE STATS

YEAR	G-GS	UT	AT	TT	TFL	SACKS	PBU	QBH	INT	FF	FR
2013	13-11	39	16	55	2.5-3	0	7	0	2-40	1	0
2014	12-12	22	10	32	3.0-4	1.0-2	5	1	2-0	0	0
Totals	25-23	61	26	87	5.5-7	1.0-2	12	1	4-40	1	0

WHITE'S CAREER PUNT RETURN STATS

YEAR	G-GS	ATT.	YDS.	TD	LONG
2014	12-0	24	264	1	67
Totals	12-0	24	264	1	67

WHITE IN THE SEC RANKINGS • DEC. 7

1 Punt Return TD • T-3rd
264 Punt Return Yards • 4th
11.0 Yards Per Punt Return • 7th

TURNOVERS

Opponent	Forced by LSU					Forced By Opponent			
	Fum	Int	Tot	Pts Off	Margin	Fum	Int	Tot	Pts Off
vs. Wisconsin	0	2	2	8	+1	1	0	1	7
Sam Houston State	1	2	3	20	+2	1	0	1	0
Louisiana-Monroe	1	0	1	0	0	0	1	1	0
Mississippi State	2	0	2	14	+1	0	1	1	0
New Mexico State	2	2	4	21	0	2	2	4	0
at Auburn	1	0	1	0	+1	0	0	0	0
at Florida	1	2	3	10	+3	0	0	0	0
Kentucky	0	0	0	0	-1	0	1	1	0
Ole Miss	0	1	0	0	-3	2	2	4	7
Alabama	1	0	1	3	0	0	1	1	3
at Arkansas	0	0	0	0	-1	1	0	1	0
at Texas A&M	1	1	2	3	+1	0	1	1	7
TOTALS	10	10	20	79	+4	7	9	16	24

LSU BIG PLAYS

Opponent	Rushing				Passing				Special Teams	
	15+	20+	30+	40+	20+	30+	40+	50+	Block	Ret. TD
vs. Wisconsin	3	1	0	0	4	3	2	1	0	0
Sam Houston State	6	3	2	2	3	1	1	1	0	0
Louisiana-Monroe	3	3	0	0	3	1	0	0	0	0
Mississippi State	1	1	0	0	6	3	1	0	0	0
New Mexico State	5	3	0	0	5	1	0	0	0	0
at Auburn	1	1	1	0	3	3	2	1	0	0
at Florida	5	2	0	0	1	1	1	0	0	0
Kentucky	5	4	3	0	2	1	0	0	0	1
Ole Miss	4	2	0	0	4	2	1	0	0	0
Alabama	1	0	0	0	0	0	0	0	0	0
at Arkansas	0	0	0	0	0	0	0	0	0	0
at Texas A&M	6	5	2	1	1	1	1	0	0	0
TOTALS	40	25	8	3	32	17	9	3	0	1

OPPONENT BIG PLAYS

Opponent	Rushing				Passing				Special Teams	
	15+	20+	30+	40+	20+	30+	40+	50+	Block	Ret. TD
vs. Wisconsin	4	4	2	2	0	0	0	0	0	0
Sam Houston State	0	0	0	0	2	2	1	0	0	0
Louisiana-Monroe	0	0	0	0	0	0	0	0	0	0
Mississippi State	5	5	2	2	5	2	2	1	0	0
New Mexico State	1	1	1	1	1	0	0	0	0	0
at Auburn	7	2	1	0	6	2	1	1	0	0
at Florida	1	1	1	0	3	1	1	1	0	1
Kentucky	2	1	0	0	1	1	0	0	0	0
Ole Miss	1	1	1	0	2	1	1	0	0	0
Alabama	1	0	0	0	4	0	0	0	0	0
at Arkansas	0	0	0	0	1	0	0	0	0	0
at Texas A&M	2	2	1	1	2	1	1	0	0	0
TOTALS	24	17	9	6	27	10	7	3	0	1

LSU SCORING DRIVES

OPPONENT	No.	Plays	Yards	Time	For TD	Plays	Yards	Time
vs. Wisconsin	5	6.0	54.4	2:43	3	4.0	64.0	1:38
Sam Houston State	8	5.8	64.5	2:12	8	5.8	64.5	2:12
Louisiana-Monroe	5	9.0	55.2	3:55	4	8.3	57.8	3:29
Mississippi State	4	5.8	59.3	1:42	3	5.0	64.0	1:24
New Mexico State	8	6.1	58.6	2:39	8	6.1	58.6	2:39
at Auburn	1	5.0	75.0	2:14	1	5.0	75.0	2:14
at Florida	5	7.8	50.0	3:55	4	9.0	61.8	4:48
Kentucky	6	4.8	44.3	1:50	4	4.25	49.8	1:44
Ole Miss	2	15.0	92.5	7:33	1	13.0	95.0	5:59
Alabama	3	7.7	38.0	4:51	1	7.0	41.0	4:03
at Arkansas	0	0.0	0.0	0:00	0	0.0	0.0	0:00
at Texas A&M	5	7.4	51.0	3:28	2	6.5	61.5	2:23
TOTALS	52	6.9	56.1	2:37	39	6.3	61.0	2:41

*Does not include overtime drives

FIELD POSITION

Opponent	LSU			
	No. of Drives	Avg. Start	Inside 20	Past 50
vs. Wisconsin	15	32	2	1
Sam Houston State	15	31	3	2
Louisiana-Monroe	12	38	3	2
Mississippi State	15	27	4	1
New Mexico State	16	31	2	2
at Auburn	13	24	3	1
at Florida	13	28	4	2
Kentucky	12	43	1	2
Ole Miss	13	18	6	0
Alabama	15	34	4	2
at Arkansas	9	25	2	0
at Texas A&M	11	29	4	1
TOTALS	159	29.6	38	16

* - does not include overtime drives

Opponent	Opponents			
	No. of Drives	Avg. Start	Inside 20	Past 50
vs. Wisconsin	15	24	6	1
Sam Houston State	14	23	4	0
Louisiana-Monroe	12	20	5	0
Mississippi State	15	26	4	2
New Mexico State	17	32	0	1
at Auburn	13	28	2	0
at Florida	12	30	4	0
Kentucky	12	23	4	0
Ole Miss	12	31	2	1
Alabama	15	29	4	1
at Arkansas	10	37	2	2
at Texas A&M	10	27	1	1
TOTALS	157	28.0	38	9

* - does not include overtime drives

DRIVE STATISTICS

Opponent	No.	LSU					
		3 & Out	Pct.	Score	Pct.	TD	Pct.
vs. Wisconsin	15	3	20.0	5	33.3	3	20.0
Sam Houston State	15	1	6.7	8	53.3	8	53.3
Louisiana-Monroe	12	4	33.3	5	41.7	4	33.3
Mississippi State	15	5	33.3	4	25.0	3	37.5
New Mexico State	16	3	18.8	8	50.0	8	50.0
at Auburn	13	7	53.8	1	7.7	1	7.7
at Florida	13	5	38.5	5	38.5	4	30.8
Kentucky	12	2	16.7	6	50.0	4	33.3
Ole Miss	13	3	23.1	2	15.4	1	7.7
Alabama	15	7	46.7	3	20.0	1	6.7
at Arkansas	9	4	44.4	0	0.0	0	0.0
at Texas A&M	11	1	9.1	5	45.5	2	18.2
TOTALS	159	45	28.3	52	32.7	39	24.5

Opponent	No.	Opponents					
		3 & Out	Pct.	Score	Pct.	TD	Pct.
vs. Wisconsin	15	7	46.7	4	26.7	3	20.0
Sam Houston State	14	5	35.7	0	0.0	0	0.0
Louisiana-Monroe	12	7	58.3	0	0.0	0	0.0
Mississippi State	15	2	13.3	6	40.0	4	26.7
New Mexico State	17	6	35.3	1	5.9	1	5.9
at Auburn	13	1	7.7	7	53.8	5	38.5
at Florida	12	2	16.7	4	33.3	2	16.7
Kentucky	12	5	41.7	1	8.3	0	0.0
Ole Miss	12	5	41.7	1	8.3	1	8.3
Alabama	15	4	26.7	3	20.0	1	6.7
at Arkansas	10	4	40.0	3	30.0	2	20.0
at Texas A&M	10	3	30.0	3	30.0	2	20.0
TOTALS	157	50	31.9	30	19.1	19	12.2

IN THE REDZONE

Opponent	LSU					
	Inside 20	TD	Run/Pass	TD Pct.	FG	Score Pct.
vs. Wisconsin	1	0	0/0	0.0	1	100.0
Sam Houston State	5	5	3/2	100.0	0	100.0
Louisiana-Monroe	4	2	2/0	50.0	1	75.0
Mississippi State	3	1	1/0	33.3	1	66.7
New Mexico State	7	7	5/2	100.0	0	100.0
at Auburn	2	1	1/0	50.0	0	50.0
at Florida	4	4	3/1	100.0	0	100.0
Kentucky	4	2	2/0	50.0	2	100.0
Ole Miss	4	1	0/1	25.0	1	50.0
Alabama	3	1	0/1	33.3	2	66.6
at Arkansas	2	0	0/0	0	0	0.0
at Texas A&M	6	1	0/1	16.7	3	66.7
TOTALS	45	25	17/8	55.6	11	80.0

Opponent	Opponents					
	Inside 20	TD	Run/Pass	TD Pct.	FG	Score Pct.
vs. Wisconsin	2	2	2/0	100.0	0	100.0
Sam Houston State	1	0	0/0	0.0	0	0.0
Louisiana-Monroe	0	0	0/0	0.0	0	0.0
Mississippi State	5	2	1/1	40.0	2	80.0
New Mexico State	0	0	0/0	0.0	0	0.0
at Auburn	3	3	2/1	100.0	0	100.0
at Florida	4	2	1/1	50.0	2	100.0
Kentucky	2	0	0/0	0.0	1	50.0
Ole Miss	1	1	0/1	100.0	0	100.0
Alabama	3	1	0/1	33.3	1	33.3
at Arkansas	4	2	2/0	50.0	1	75.0
at Texas A&M	1	0	0/0	0.0	1	100.0
TOTALS	26	13	7/5	52.0	8	80.8

DRIVE SUPERLATIVES

Longest Drive		LSU	Opponents
No. of Plays	17; (90 yds, 9:07) vs Ole Miss; results in Field Goal	17 by Alabama (70 yds, 5:47); results in Missed Field Goal	
By No. of Yards	95; 2 times (13p, 5:59) vs Ole Miss; results in TD	98 by Mississippi State (5p, 1:21); results in TD	
By Time of Possession	9:07 (17p, 90 yds) vs Florida; results in Field Goal	6:55 by Arkansas (15p, 59 yds); results in TD	
Shortest Drive		LSU	Opponents
By No. of Plays	1; 10 times (Last: -1 yds, 0:09) vs Alabama; results in End of Half	1; 7 times (Last: 5 yds, 0:08) by Texas A&M; results in End of Half	
By No. of Yards	-22 (3p, 2:27) vs Arkansas; results in Punt	-26 (2p, 0:50) by New Mexico State; results in Interception	
By Time of Possession	0:02 (1p, -2 yds) vs Ole Miss; results in End of Half	0:05 (1p, -5 yds) by Kentucky; results in End of Half	

LSU DRIVE CHARTS

vs. Wisconsin

Qtr.	Time	Start	PI-Yds	TOP	Result
1st	15:00	L 15	6-16	2:50	Punt
1st	9:05	L 27	4-15	1:51	Punt
1st	5:07	L 20	1-80	0:20	TOUCHDOWN
1st	3:35	W 48	3-(-1)	1:32	Punt
2nd	13:24	L 16	3-3	1:06	Punt
2nd	10:35	L 29	2-2	0:25	Fumble
2nd	7:36	L 29	4-13	1:35	Punt
2nd	4:21	L 38	3-(-9)	2:06	Punt
2nd	1:26	L 31	4-22	1:05	Punt
3rd	12:24	L 37	9-50	4:43	FIELD GOAL
3rd	6:11	L 40	9-30	4:00	FIELD GOAL
3rd	0:20	L 41	8-59	3:12	TOUCHDOWN
4th	11:04	L 47	3-53	1:23	TOUCHDOWN
4th	6:35	L 31	6-20	4:12	Punt
4th	1:26	L 35	5-7	1:26	End of Half

Sam Houston State

Qtr.	Time	Start	PI-Yds	TOP	Result
1st	13:45	L 06	1-94	0:13	TOUCHDOWN
1st	12:08	L 41	6-59	1:45	TOUCHDOWN
1st	7:56	L 21	9-79	4:00	TOUCHDOWN
1st	2:39	L 20	12-80	4:11	TOUCHDOWN
2nd	10:34	L 19	6-81	2:19	TOUCHDOWN
2nd	6:43	L 08	9-22	4:38	Punt
2nd	0:41	L 20	1-(-1)	0:41	End of Half
3rd	14:51	L 30	5-16	2:32	Punt
3rd	10:24	L 39	5-16	2:55	Punt
3rd	7:16	SH 01	1-1	0:05	TOUCHDOWN
3rd	6:06	L 31	3-(-5)	2:31	Punt
3rd	1:17	L 20	7-80	3:09	TOUCHDOWN
4th	12:24	SH 42	4-42	1:59	TOUCHDOWN
4th	7:12	L 24	7-40	3:56	Fumble
4th	0:00	L 42	0-0	0:00	End of Half

ULM

Qtr.	Time	Start	PI-Yds	TOP	Result
1st	15:00	L 40	3-9	2:06	Punt
1st	11:00	L 46	3-5	1:06	Punt
1st	9:01	50	12-45	5:41	FIELD GOAL
1st	1:49	L 15	10-85	3:38	TOUCHDOWN
2nd	11:41	L 18	3-1	2:13	Punt
2nd	6:58	L 11	6-34	2:43	Punt
2nd	2:09	L 39	4-24	1:27	Interception
3rd	10:11	L 46	8-54	2:49	TOUCHDOWN
3rd	5:58	U 34	5-34	2:32	TOUCHDOWN
3rd	2:16	L 42	10-58	4:57	TOUCHDOWN
4th	10:13	L 35	3-(-12)	1:59	Punt
4th	3:47	U 43	6-21	3:47	End of Half

OPPONENT DRIVE CHARTS

vs. Wisconsin

Qtr.	Time	Start	PI-Yds	TOP	Result
1st	12:10	W 24	6-76	3:05	TOUCHDOWN
1st	7:14	W 39	6-28	2:07	FIELD GOAL
1st	4:47	W 08	3-4	1:12	Punt
1st	2:03	W 13	9-48	3:39	Punt
2nd	12:18	W 17	3-4	1:43	Punt
2nd	10:10	L 31	5-31	2:34	TOUCHDOWN
2nd	6:01	W 14	3-4	1:40	Punt
2nd	2:15	W 29	3-7	0:49	Punt
2nd	0:21	W 08	1-(-2)	0:21	End of Half
3rd	15:00	W 25	6-75	2:36	TOUCHDOWN
3rd	7:41	W 30	3-5	1:30	Punt
3rd	2:11	W 25	3-8	1:51	Punt
4th	12:08	W 35	2-(-2)	1:04	Interception
4th	9:41	W 25	8-23	3:06	Interception
4th	2:23	W 10	3-(-2)	0:57	Punt

Sam Houston State

Qtr.	Time	Start	PI-Yds	TOP	Result
1st	15:00	SH 25	5-26	1:15	Interception
1st	13:32	SH 25	3-(-10)	1:24	Punt
1st	10:23	SH 25	7-54	2:27	Downs
1st	3:56	SH 25	3-5	1:17	Punt
2nd	13:20	SH 17	5-26	2:46	Punt
2nd	8:07	SH 24	4-27	1:24	Punt
2nd	2:05	SH 16	8-36	1:24	Punt
3rd	12:19	SH 13	3-9	1:55	Punt
3rd	7:29	SH 12	1-(-11)	0:13	Fumble
3rd	7:11	SH 25	3-5	1:05	Punt
3rd	3:35	SH 29	6-66	2:18	Interception
4th	13:00	SH 23	3-0	0:36	Punt
4th	10:14	SH 35	6-1	3:02	Punt
4th	3:16	SH 36	7-22	3:16	Downs

ULM

Qtr.	Time	Start	PI-Yds	TOP	Result
1st	12:54	U 05	3-(-1)	1:54	Punt
1st	9:54	U 22	3-5	0:53	Punt
1st	3:20	U 25	3-5	1:31	Punt
2nd	13:11	U 25	3-8	1:30	Punt
2nd	9:28	U 43	6-12	2:30	Punt
2nd	4:15	U 05	5-12	2:06	Punt
2nd	0:42	U 14	1-3	0:42	End of Half
3rd	14:50	U 10	7-7	4:39	Punt
3rd	6:58	U 28	3-(-1)	1:00	Punt
3rd	3:17	U 18	3-1	1:01	Punt
4th	12:19	U 25	3-9	2:06	Punt
4th	8:14	U 20	8-23	4:27	Fumble

LSU DRIVE CHARTS

Mississippi State

Qtr.	Time	Start	PI-Yds	TOP	Result
1st	15:00	L 25	3-7	2:03	Punt
1st	10:47	L 25	3-(3)	2:33	Punt
1st	6:08	L 36	8-62	4:02	Downs
1st	0:45	L 25	8-20	4:12	Punt
2nd	9:22	L 14	7-32	2:38	Punt
2nd	3:56	L 42	8-45	2:36	FIELD GOAL
2nd	0:30	L 19	2-14	0:30	End of half
3rd	14:48	M 25	0-0	0:00	TOUCHDOWN
3rd	12:35	L 23	3-9	1:48	Punt
3rd	9:35	L 25	6-13	2:19	Punt
3rd	6:09	L 35	3-4	0:53	Punt
4th	14:43	L 33	7-67	2:09	TOUCHDOWN
4th	9:34	L 09	3-(7)	1:39	Punt
4th	3:43	L 05	6-95	1:48	TOUCHDOWN
4th	1:42	M 30	2-30	0:15	TOUCHDOWN
4th	0:20	L 20	4-34	0:20	Interception

New Mexico State

Qtr.	Time	Start	PI-Yds	TOP	Result
1st	13:29	L 26	3-24	1:04	Fumble
1st	11:30	L 20	3-(-4)	2:07	Punt
1st	6:50	L 20	1-0	0:10	Interception
1st	5:31	L 23	3-16	0:44	Interception
1st	4:06	N 40	5-40	1:59	TOUCHDOWN
1st	1:21	L 35	1-5	0:12	Fumble
1st	0:19	N 00	0-0	0:00	TOUCHDOWN
2nd	12:45	L 11	3-3	1:34	Punt
2nd	9:28	L 20	11-80	3:36	TOUCHDOWN
2nd	5:16	L 38	3-62	1:10	TOUCHDOWN
2nd	3:14	L 30	5-70	1:25	TOUCHDOWN
2nd	1:00	N 03	1-3	0:04	TOUCHDOWN
3rd	15:00	L 25	8-75	4:42	TOUCHDOWN
3rd	6:40	L 26	10-74	4:52	TOUCHDOWN
3rd	1:04	L 35	6-65	3:24	TOUCHDOWN
4th	10:08	L 22	3-2	3:21	Punt
4th	4:53	L 16	8-48	4:53	End of Half

at Auburn

Qtr.	Time	Start	PI-Yds	TOP	Result
1st	15:00	L 25	3-5	1:37	Punt
1st	10:16	L 25	3-9	1:26	Punt
1st	6:59	L 20	3-2	2:06	Punt
1st	3:38	L 25	5-75	2:14	TOUCHDOWN
2nd	14:27	L 25	3-6	1:37	Punt
2nd	9:56	L 18	3-8	2:16	Punt
2nd	5:43	L 20	6-20	1:18	Punt
2nd	2:12	L 25	7-50	2:12	End of Half
3rd	12:41	L 22	3-1	1:56	Punt
3rd	7:25	L 24	3-(-3)	1:08	Punt
3rd	5:28	A 35	4-9	1:44	Downs
3rd	2:09	L 14	8-62	3:02	Downs
4th	8:42	L 13	9-76	4:37	Downs

OPPONENT DRIVE CHARTS

Mississippi State

Qtr.	Time	Start	PI-Yds	TOP	Result
1st	12:57	M 49	6-51	2:10	TOUCHDOWN
1st	8:14	M 22	5-2	2:06	Punt
1st	2:06	M 02	5-98	1:21	TOUCHDOWN
2nd	11:33	M 17	5-73	2:07	FIELD GOAL
2nd	6:44	M 04	5-11	2:48	Punt
2nd	1:20	M 25	4-18	0:50	Punt
3rd	15:00	M 25	1-0	0:12	Fumble
3rd	14:48	M 25	6-75	2:04	TOUCHDOWN
3rd	10:47	M 23	3-77	1:12	TOUCHDOWN
3rd	7:16	M 20	3-6	1:07	Punt
3rd	5:16	M 01	16-88	5:27	FIELD GOAL
4th	12:34	M 25	4-27	3:00	Punt
4th	7:55	L 46	7-41	4:12	Downs
4th	1:55	L 46	2-(-24)	0:13	Fumble
4th	1:26	M 50	3-6	1:06	Punt
4th	0:00	M 01	0-0	0:00	End of half

New Mexico State

Qtr.	Time	Start	PI-Yds	TOP	Result
1st	15:00	N 25	6-17	1:31	Interception
1st	12:25	N 50	3-8	0:55	Punt
1st	9:23	N 27	6-19	2:33	Punt
1st	6:40	N 43	5-34	1:09	Missed FG
1st	4:47	N 36	3-3	0:41	Punt
1st	2:07	N 25	3-2	0:46	Punt
1st	1:09	L 40	2-(-26)	0:50	Interception
1st	0:19	N 35	8-23	2:34	Punt
2nd	11:11	N 48	5-10	1:43	Punt
2nd	5:52	N 25	3-1	0:36	Punt
2nd	3:59	N 22	2-78	0:45	TOUCHDOWN
2nd	1:49	N 25	3-14	0:49	Fumble
2nd	0:56	N 25	3-13	0:56	End of Half
3rd	10:18	N 25	9-49	3:38	Fumble
3rd	1:48	N 25	3-0	0:44	Punt
4th	12:40	N 25	4-20	2:32	Punt
4th	6:47	N 35	3-9	1:54	Punt

at Auburn

Qtr.	Time	Start	PI-Yds	TOP	Result
1st	13:23	A 22	8-49	3:07	FIELD GOAL
1st	8:50	A 33	5-67	1:45	TOUCHDOWN
1st	4:53	A 40	5-60	1:15	TOUCHDOWN
1st	1:16	A 28	7-72	1:49	TOUCHDOWN
2nd	12:50	A 21	7-32	2:54	Punt
2nd	7:40	A 41	3-4	1:57	Punt
2nd	4:25	A 19	7-81	2:13	TOUCHDOWN
3rd	15:00	A 25	6-13	2:19	Punt
3rd	10:45	A 46	7-29	3:12	FIELD GOAL
3rd	6:17	A 33	2-2	0:49	Fumble
3rd	3:44	A 26	4-23	1:35	Punt
4th	14:07	A 24	9-76	5:23	TOUCHDOWN
4th	4:05	A 11	6-44	4:05	End of half

LSU DRIVE CHARTS

at Florida

Qtr.	Time	Start	PI-Yds	TOP	Result
1st	12:40	L 20	6-(-10)	3:48	Punt
1st	8:52	L 19	3-5	1:51	Punt
1st	6:54	F 32	2-32	0:33	TOUCHDOWN
1st	2:32	L 14	6-19	2:45	Punt
2nd	11:07	L 25	12-75	6:55	TOUCHDOWN
2nd	2:17	L 30	3-3	0:53	Punt
3rd	15:00	L 25	3-9	1:36	Punt
3rd	11:58	L 35	13-65	8:16	TOUCHDOWN
3rd	0:50	L 20	7-22	3:20	Punt
4th	8:42	L 11	3-0	1:54	Punt
4th	6:10	L 25	9-75	3:30	TOUCHDOWN
4th	1:49	L 18	3-(-4)	0:55	Punt
4th	0:24	F 36	3-3	0:21	FIELD GOAL

Kentucky

Qtr.	Time	Start	PI-Yds	TOP	Result
1st	15:00	K 29	6-29	2:51	TOUCHDOWN
1st	11:00	L 48	8-48	3:30	FIELD GOAL
1st	5:47	K 00	0-0	0:00	TOUCHDOWN
1st	1:15	L 25	9-30	2:48	Punt
2nd	12:04	L 22	6-(-2)	3:25	Punt
2nd	5:16	L 31	3-6	1:40	Punt
2nd	1:33	L 47	3-53	0:49	TOUCHDOWN
2nd	0:42	K 37	4-19	0:35	FIELD GOAL
3rd	13:03	L 36	5-64	2:26	TOUCHDOWN
3rd	8:00	L 26	3-9	1:49	Punt
3rd	4:19	L 47	3-53	0:52	TOUCHDOWN
4th	13:12	L 10	9-65	5:53	Interception
4th	6:18	L 35	9-39	6:18	End of Half

Ole Miss

Qtr.	Time	Start	PI-Yds	TOP	Result
1st	12:41	L 25	11-63	5:48	Missed FG
1st	3:52	L 30	6-70	2:33	Fumble
1st	0:00	L 32	4-20	1:50	Fumble
2nd	11:54	L 06	17-90	9:07	FIELD GOAL
2nd	0:38	L 22	1-0	0:38	End of Half
3rd	14:54	L 32	4-21	2:08	Punt
3rd	7:58	L 04	3-7	2:03	Punt
3rd	3:55	L 04	4-13	3:03	Interception
3rd	0:52	L 17	3-4	1:02	Punt
4th	13:56	L 25	3-22	1:09	Interception
4th	11:06	L 05	13-95	5:59	TOUCHDOWN
4th	1:44	L 33	3-(-2)	0:25	Punt
4th	0:02	L 02	1-2	0:02	End of Half

OPPONENT DRIVE CHARTS

at Florida

Qtr.	Time	Start	PI-Yds	TOP	Result
1st	15:00	F 19	6-19	2:20	Punt
1st	8:52	L 00	0-0	0:00	TOUCHDOWN
1st	7:01	F 30	1-2	0:07	Fumble
1st	6:21	F 25	8-75	3:49	TOUCHDOWN
2nd	14:47	F 29	8-54	3:40	FIELD GOAL
2nd	4:12	F 15	5-13	1:55	Interception
2nd	1:24	F 10	3-1	1:24	End of half
3rd	13:24	F 24	3-4	1:26	Punt
3rd	3:42	F 25	7-12	2:52	Punt
4th	12:30	F 16	8-45	3:48	Punt
4th	6:48	L 09	2-9	0:38	TOUCHDOWN
4th	2:40	F 25	5-74	0:51	FIELD GOAL
4th	0:54	F 42	3-13	0:30	Interception
4th	0:00	F 50	0-0	0:00	End of Half

Kentucky

Qtr.	Time	Start	PI-Yds	TOP	Result
1st	12:09	K 25	3-(-3)	1:09	Punt
1st	7:23	K 18	3-0	1:36	Punt
1st	5:42	K 18	13-66	4:27	FIELD GOAL
2nd	13:27	K 09	6-36	1:23	Punt
2nd	8:39	K 36	8-33	3:23	Downs
2nd	3:36	K 07	4-19	2:03	Punt
2nd	0:05	K 46	1-(-5)	0:05	End of Half
3rd	15:00	K 25	3-5	1:57	Punt
3rd	10:30	K 29	5-10	2:30	Punt
3rd	6:11	K 24	3-5	1:52	Punt
3rd	3:27	K 25	12-66	5:15	Downs
4th	7:19	K 20	3-0	1:01	Punt

Ole Miss

Qtr.	Time	Start	PI-Yds	TOP	Result
1st	15:00	M 25	5-20	2:19	Punt
1st	6:53	M 20	8-50	3:01	Downs
1st	1:19	M 20	6-80	1:12	TOUCHDOWN
2nd	13:10	M 48	3-16	1:16	Punt
2nd	2:41	M 09	8-30	2:03	Punt
3rd	12:46	M 02	10-55	4:48	Punt
3rd	5:55	L 34	3-(9)	2:00	Punt
3rd	0:00	M 49	3-(20)	0:00	Punt
4th	14:50	M 35	3-(1)	0:54	Punt
4th	12:47	M 35	3-7	1:41	Punt
4th	5:00	M 32	7-21	3:16	Downs
4th	1:19	M 25	9-45	1:17	Interception

LSU DRIVE CHARTS

Alabama

Qtr.	Time	Start	Pl-Yds	TOP	Result
1st	12:32	L 20	6-6	3:11	Punt
1st	8:35	L 25	5-24	1:45	Punt
1st	6:10	A 41	7-41	4:03	TOUCHDOWN
1st	0:41	L 30	3-8	0:55	Punt
2nd	8:59	L 20	3-(-1)	1:32	Punt
2nd	5:32	L 34	6-17	3:06	Punt
2nd	1:21	L 31	3-11	0:18	Interception
2nd	0:09	L 19	1-(-1)	0:09	End of Half
3rd	15:00	L 25	12-57	5:40	FIELD GOAL
3rd	7:58	L 11	13-40	7:40	Punt
4th	14:04	L 08	11-40	7:07	Punt
4th	5:10	L 33	3-6	1:32	Punt
4th	2:40	L 35	3-7	0:44	Punt
4th	1:13	A 06	4-(-16)	0:23	FIELD GOAL
4th	0:00	L 20	0-0	0:00	End of Half
OT	15:00	A 25	4-0	0:00	Downs

at Arkansas

Qtr.	Time	Start	Pl-Yds	TOP	Result
1st	10:17	L 30	3-(-22)	2:27	Punt
1st	6:22	L 09	9-16	5:47	Punt
2nd	8:40	L 35	15-55	6:59	Missed FG
3rd	15:00	L 33	3-6	1:45	Punt
3rd	11:35	L 44	7-26	4:09	Missed FG
3rd	3:49	L 06	3-5	1:30	Punt
4th	11:03	L 25	8-56	2:42	Fumble
4th	6:32	L 20	3-(-14)	1:43	Punt
4th	3:36	L 22	5-8	1:04	Downs

at Texas A&M

Qtr.	Time	Start	Pl-Yds	TOP	Result
1st	12:44	L 23	6-28	2:33	Interception
1st	9:13	L 25	12-70	5:08	Missed FG
1st	2:03	L 19	14-35	8:31	Punt
2nd	6:32	L 50	4-50	1:59	TOUCHDOWN
2nd	3:21	L 27	9-73	2:47	TOUCHDOWN
2nd	0:34	T 19	2-5	0:26	FIELD GOAL
3rd	15:00	L 20	13-70	7:35	FIELD GOAL
3rd	5:08	L 17	3-4	2:02	Punt
4th	13:38	L 25	8-53	4:16	Missed FG
4th	6:42	L 17	9-57	4:35	FIELD GOAL
4th	1:21	L 18	3-(-4)	1:21	End of Half

OPPONENT DRIVE CHARTS

Alabama

Qtr.	Time	Start	Pl-Yds	TOP	Result
1st	15:00	A 24	7-28	2:28	Punt
1st	9:21	A 25	3-8	0:46	Punt
1st	6:50	A 11	3-2	0:40	Punt
1st	2:01	A 25	3-0	1:20	Punt
2nd	14:46	A 20	17-70	5:47	Missed FG
2nd	7:27	A 49	7-51	1:47	TOUCHDOWN
2nd	2:26	A 12	3-0	1:05	Punt
2nd	1:03	L 29	4-7	0:54	FIELD GOAL
3rd	9:12	A 35	3-9	1:14	Punt
3rd	0:18	A 20	3-6	1:14	Punt
4th	6:57	A 10	5-18	1:47	Punt
4th	3:38	A 24	3-2	0:58	Punt
4th	1:56	A 01	2-5	0:43	Fumble
4th	0:50	A 35	9-55	0:47	FIELD GOAL
OT	15:00	L 25	6-25	0:00	TOUCHDOWN
OT	0:00	A 25	0-0	0:00	End of Half

at Arkansas

Qtr.	Time	Start	Pl-Yds	TOP	Result
1st	15:00	A 25	11-60	4:43	FIELD GOAL
1st	7:50	L 49	3-4	1:28	Punt
1st	0:35	A 41	15-59	6:55	TOUCHDOWN
2nd	1:41	A 20	6-28	1:41	End of Half
3rd	13:15	A 18	3-(-4)	1:40	Punt
3rd	7:26	A 30	6-28	3:37	Punt
3rd	2:19	A 45	12-55	6:16	TOUCHDOWN
4th	8:21	A 19	3-8	1:49	Punt
4th	4:49	A 47	3-3	1:13	Punt
4th	2:32	L 30	4-12	2:32	End of Half

at Texas A&M

Qtr.	Time	Start	Pl-Yds	TOP	Result
1st	15:00	T 25	6-11	2:16	Punt
1st	10:11	L 49	3-49	0:58	TOUCHDOWN
1st	4:05	T 20	3-7	2:02	Punt
2nd	8:32	T 02	3-9	2:00	Punt
2nd	4:33	T 26	3-4	1:12	Punt
2nd	0:34	T 28	0-(-9)	0:00	Fumble
2nd	0:08	T 28	1-5	0:08	End of Half
3rd	7:25	T 39	4-0	2:17	Punt
3rd	3:06	T 32	12-52	4:28	FIELD GOAL
4th	9:22	T 23	8-77	2:40	TOUCHDOWN
4th	2:07	T 25	6-24	0:46	Interception

LSU SUPERLATIVES**Highs**

Points Scored	63 vs. New Mexico State (9/27)
Total Yards	584 vs. Sam Houston State (9/6)
Rushing Yards	384 at Texas A&M (11/27)
Rushing Attempts	58 vs. Sam Houston State (9/6)
Rushing TDs	5 vs. New Mexico State (9/27)
Passing Yards	341 vs. Mississippi State (9/20)
Passes Completed	20 vs. Mississippi State (9/20)
Passes Attempted	36 vs. Mississippi State (9/20)
Passing TDs	4 vs. Sam Houston State (9/6)
Passes Intercepted	2 vs. Wisc. (8/30), SHSU (9/6), NMSU (9/27) & at UF (10/11)
First Downs	29 vs. New Mexico State (9/27)
Penalties	10 vs. Kentucky (10/18)
Penalty Yards	85 at Texas A&M (11/27)
Sacks	7 vs. Sam Houston State (9/6)

Lows

Points Scored	0 at Arkansas (11/15)
Total Yards	129 at Arkansas (11/15)
Rushing Yards	36 at Arkansas (11/15)
Rushing Attempts	32 at Arkansas (11/15)
Rushing TDs	0 vs. Ole Miss (10/25), Alabama (11/8) & at Arkansas (11/15)
Passing Yards	76 vs. Alabama (11/8)
Passes Completed	7 vs. Kentucky (10/18)
Passes Attempted	15 vs. Kentucky (10/18)
Passing TDs	0 vs. ULM (9/13), at Auburn (10/4) & at Arkansas (11/15)
Passes Intercepted	0 vs. ULM, MSU, Alabama, at Auburn & at Arkansas
First Downs	12 at Arkansas (11/15)
Penalties	2 vs. Alabama (11/8)
Penalty Yards	20 vs. Alabama (11/8) & at Arkansas (11/15)
Sacks	0 vs. Wisc. (8/30), NMSU (9/27) & at Florida (10/11)

Individual

All-Purpose Yds	225 by Leonard Fournette at Florida (10/11)
Rushing Yards	146 by Leonard Fournette at Texas A&M (11/27)
Rushing Carries	27 by Leonard Fournette at Florida (10/11)
Rushing TDs	2 by Williams vs. ULM, Fournette vs. NMSU/at Florida & Magee vs. UK
Longest Rush	46 by Harris vs. SHSU (9/6) & Fournette at Texas A&M (11/27)
Passing Yards	239 by Anthony Jennings vs. Wisconsin (8/30)
Pass Completions	13 by Anthony Jennings vs. Mississippi State (9/20)
Passing Attempts	26 by Jennings vs. MSU (9/20) & Alabama (11/8)
Passes Intercepted	2 by Anthony Jennings vs. NSMU and Ole Miss
Passing TDs	3 by Jennings vs. SHSU (9/6) & Harris vs. NMSU (9/27)
Longest Pass	94 by Anthony Jennings vs. Sam Houston State (9/6)
Receiving Yards	151 by Travin Dural vs. Wisconsin (8/30)
Receptions	6 by Travin Dural vs. ULM (9/13) & Miss. State (9/20)
Receiving TDs	3 by Travin Dural vs. Sam Houston State (9/6)
Longest Reception	94 by Travin Dural vs. Sam Houston State (9/6)
FG's Made	2 by Delahoussaye vs. Wisc., UK & Ala. and Domingue at A&M
FG's Attempted	3 by Delahoussaye vs. Alabama & Domingue at A&M
Longest FG Made	50 by Colby Delahoussaye at Florida (10/11)
PAT's	9 by Colby Delahoussaye vs. New Mexico State (9/27)
Punts	9 by Jamie Keehn vs. Alabama (11/8)
Punts Average	51.1 by Jamie Keehn vs. Mississippi State (9/20)
Longest Punt	64 by Jamie Keehn vs. Wisconsin (8/30)
Punt Return Yds	114 by Tre'Davious White vs. Kentucky (10/18)
Longest Punt Ret.	67 by Tre'Davious White vs. Kentucky (10/18)
KO Return Yards	117 by Leonard Fournette vs. Wisconsin (8/30)
Longest KO Ret.	49 by Terrence Magee vs. Kentucky (10/18)
Total Tackles	13 by K. Alexander & Martin vs. Mississippi State (9/20)
Tackles for Loss	2.5 by Kwon Alexander v. Ole Miss (10/25)
Sacks	2 by Sione Teuhema vs. Sam Houston State (9/6)
Interceptions	1 by players vs. Wisc, SHSU, NMSU, UK, OM, at UF & at TAMU
Int. Return Yards	29 by Kendell Beckwith vs. New Mexico State (9/27)

OPPONENT SUPERLATIVES**Highs**

Points Scored	41 by Auburn (10/4)
Total Yards	570 by Mississippi State (9/20)
Rushing Yards	302 by Mississippi State (9/20)
Rushing Attempts	49 by Mississippi State (9/20) & Auburn (10/4)
Rushing TDs	3 by Wisconsin (8/30) & Auburn (10/4)
Passing Yards	268 by Mississippi State (9/20) & Auburn (10/4)
Passes Completed	20 by Alabama (11/8)
Passes Attempted	46 by Alabama (11/8)
Passing TDs	2 by MSU (9/20), at Auburn (10/4) & Alabama (11/8)
Passes Intercepted	2 by New Mexico State (9/27) & Ole Miss (10/25)
First Downs	25 by Auburn (10/4)
Penalties	8 by Ole Miss (10/25)
Penalty Yards	80 by Auburn (10/4)
Sacks	4 by Florida (10/11) & Arkansas (11/15)

Lows

Points Scored	0 by Sam Houston State (9/6) & ULM (9/13)
Total Yards	93 by ULM (9/13)
Rushing Yards	16 by ULM (9/13)
Rushing Attempts	18 by ULM (9/13)
Rushing TDs	0 by Sam Houston State, ULM, UK, Ole Miss & Alabama
Passing Yards	50 by Wisconsin (8/30)
Passes Completed	8 by Wisconsin (8/30)
Passes Attempted	24 by Wisconsin (8/30)
Passing TDs	0 by Wisc., SHSU, ULM, NMSU, Kentucky & Arkansas
Passes Intercepted	0 by Wisc., SHSU, Auburn, UF & Arkansas
First Downs	6 by ULM (9/13)
Penalties	2 by Sam Houston State (9/6)
Penalty Yards	25 by Texas A&M (11/27)
Sacks	0 by Ole Miss (10/25)

Individual

All-Purpose Yds	201 by Josh Robinson for Mississippi State (9/20)
Rushing Yards	197 by Josh Robinson for Mississippi State (9/20)
Rushing Carries	24 by Cameron Artis-Payne for Auburn (10/4)
Rushing TDs	2 by Nick Marshall for Auburn (10/4)
Longest Rush	79 by Andrew Allen for New Mexico State (9/27)
Passing Yards	268 by Dak Prescott for Mississippi State (9/20)
Pass Completions	20 by Blake Sims for Alabama (11/8)
Passing Attempts	45 by Blake Sims for Alabama (11/8)
Passes Intercepted	2 by players for Wisc., SHSU, NMSU, & Florida
Passing TDs	2 by Prescott for MSU, Marshall for AU, & Sims for Alabama
Longest Pass	74 by Dak Prescott for Mississippi State (9/20)
Receiving Yards	144 by Sammie Coates for Auburn (10/4)
Receptions	8 by Amari Cooper for Alabama (11/8)
Receiving TDs	1 by multiple players for MSU, AU, UF, OM, Bama & A&M
Longest Reception	74 by Jameon Lewis for Mississippi State (9/20)
FG's Made	2 by multiple players for MSU, AU, UF & Alabama
FG's Attempted	3 by Adam Griffith for Alabama (11/8)
Longest FG Made	51 by Rafael Gaglianone for Wisconsin (8/30)
PAT's	5 by Daniel Carlson for Auburn (10/4)
Punts	10 by Manton for ULM (9/13) & Witkowski for NMSU (9/27)
Punts Average	48.6 by JK Scott for Alabama
Longest Punt	66 by JK Scott for Alabama
Punt Return Yds	115 by Andre Debose for Florida (10/11)
Longest Punt Ret.	62 by Andre Debose for Florida (10/11)
KO Return Yards	83 by Christian Jones for Alabama (11/8)
Longest KO Ret.	34 by Christian Jones for Alabama (11/8)
Total Tackles	15 by Caputo for Wisc., Reed for Bama & Matthews for A&M
Tackles for Loss	2.5 by Marcus Trotter for Wisc. & Alex McCalister for UF
Sacks	1.5 by Alex McCalister for UF & Deatrich Wise for Arkansas
Interceptions	1 by players for ULM, MSU, NMSU, UF, UK, OM, Bama & A&M
Int. Return Yards	18 by Jackson for Alabama (11/8)

2014 LSU Football
LSU Game Results (as of Nov 30, 2014)
All games

Date	Opponent		Score	Overall	Conference	Time	Attend
Aug 30, 2014	vs #14 Wisconsin	W	28-24	1-0	0-0	3:28	71599
Sep 06, 2014	SAM HOUSTON ST.	W	56-0	2-0	0-0	3:10	100338
Sep 13, 2014	ULM	W	31-0	3-0	0-0	3:01	101194
*Sep 20, 2014	MISSISSIPPI ST.	L	29-34	3-1	0-1	3:37	102321
Sep 27, 2014	NEW MEXICO ST.	W	63-7	4-1	0-1	3:17	101987
*Oct 04, 2014	at #5 Auburn	L	7-41	4-2	0-2	3:18	87451
*Oct 11, 2014	at Florida	W	30-27	5-2	1-2	3:30	88014
*Oct 18, 2014	KENTUCKY	W	41-3	6-2	2-2	3:24	101581
*Oct 25, 2014	#3 OLE MISS	W	10-7	7-2	3-2	3:30	102321
*Nov 08, 2014	#4 ALABAMA	Lo	13-20	7-3	3-3	3:55	102321
*Nov 15, 2014	at Arkansas	L	0-17	7-4	3-4	2:57	70165
*Nov 27, 2014	at Texas A&M	W	23-17	8-4	4-4	3:21	105829

2014 LSU Football
LSU Overall Team Statistics (as of Nov 30, 2014)
All games

Team Statistics	LS	OPP
SCORING	331	197
Points Per Game	27.6	16.4
FIRST DOWNS	245	179
Rushing	145	86
Passing	81	80
Penalty	19	13
RUSHING YARDAGE	2634	1722
Yards gained rushing	2953	1963
Yards lost rushing	319	241
Rushing Attempts	584	409
Average Per Rush	4.5	4.2
Average Per Game	219.5	143.5
TDs Rushing	23	13
PASSING YARDAGE	1967	1948
Comp-Att-Int	131-261-9	181-359-10
Average Per Pass	7.5	5.4
Average Per Catch	15.0	10.8
Average Per Game	163.9	162.3
TDs Passing	16	9
TOTAL OFFENSE	4601	3670
Total Plays	845	768
Average Per Play	5.4	4.8
Average Per Game	383.4	305.8
KICK RETURNS: #-Yards	24-574	25-506
PUNT RETURNS: #-Yards	25-271	19-193
INT RETURNS: #-Yards	10-83	9-23
KICK RETURN AVERAGE	23.9	20.2
PUNT RETURN AVERAGE	10.8	10.2
INT RETURN AVERAGE	8.3	2.6
FUMBLES-LOST	22-7	17-10
PENALTIES-Yards	69-588	55-495
Average Per Game	49.0	41.2
PUNTS-Yards	68-3061	86-3577
Average Per Punt	45.0	41.6
Net punt average	41.3	36.6
KICKOFFS-Yards	64-3975	46-2752
Average Per Kick	62.1	59.8
Net kick average	40.9	39.2
TIME OF POSSESSION/Game	33:59	26:01
3RD-DOWN Conversions	66/168	60/180
3rd-Down Pct	39%	33%
4TH-DOWN Conversions	9/15	6/13
4th-Down Pct	60%	46%
SACKS BY-Yards	19-115	23-173
MISC YARDS	0	0
TOUCHDOWNS SCORED	42	23
FIELD GOALS-ATTEMPTS	13-18	12-14
ON-SIDE KICKS	1-3	0-0
RED-ZONE SCORES	(36-45) 80%	(21-27) 78%
RED-ZONE TOUCHDOWNS	(25-45) 56%	(13-27) 48%
PAT-ATTEMPTS	(36-38) 95%	(23-23) 100%
ATTENDANCE	712063	351459
Games/Avg Per Game	7/101723	4/87865
Neutral Site Games		1/71599

Score by Quarters	1st	2nd	3rd	4th	OT	Total
LSU	82	90	74	85	0	331
Opponents	75	51	24	40	7	197

2014 LSU Football
LSU Overall Individual Statistics (as of Nov 30, 2014)
All games

Rushing	gp-gs	att	gain	loss	net	avg	td	lg	avg/g
L. Fournette	12-5	176	905	14	891	5.1	8	46	74.2
Terrence Magee	12-1	105	557	12	545	5.2	3	38	45.4
Kenny Hilliard	10-6	87	434	3	431	5.0	6	28	43.1
A. Jennings	12-11	100	476	192	284	2.8	0	36	23.7
Darrel Williams	11-0	61	285	5	280	4.6	3	22	25.5
Brandon Harris	9-1	26	189	30	159	6.1	3	46	17.7
Travin Dural	12-12	6	55	5	50	8.3	0	19	4.2
Miquel James	1-0	2	24	0	24	12.0	0	19	24.0
Melvin Jones	9-1	4	12	0	12	3.0	0	6	1.3
Trey Quinn	12-7	2	11	0	11	5.5	0	9	0.9
K. Beckwith	12-6	1	5	0	5	5.0	0	5	0.4
TEAM	11-0	14	0	58	-58	-4.1	0	0	-5.3
Total	12	584	2953	319	2634	4.5	23	46	219.5
Opponents	12	409	1963	241	1722	4.2	13	79	143.5

Passing	gp-gs	effic	comp-att-int	pct	yds	td	lg	avg/g
A. Jennings	12-11	115.32	104-213-7	48.8	1460	10	94	121.7
Brandon Harris	9-1	175.04	25-45-2	55.6	452	6	52	50.2
Terrence Magee	12-1	469.60	1-1-0	100.0	44	0	44	3.7
TEAM	11-0	0.00	0-1-0	0.0	0	0	0	0.0
Brad Kragthorpe	1-0	192.40	1-1-0	100.0	11	0	11	11.0
Total	12	126.83	131-261-9	50.2	1967	16	94	163.9
Opponents	12	98.70	181-359-10	50.4	1948	9	74	162.3

Receiving	gp-gs	no.	yds	avg	td	lg	avg/g
Travin Dural	12-12	37	758	20.5	7	94	63.2
Trey Quinn	12-7	17	193	11.4	0	27	16.1
Terrence Magee	12-1	16	162	10.1	0	32	13.5
Malachi Dupre	11-2	14	318	22.7	5	52	28.9
John Diarse	12-2	13	199	15.3	2	37	16.6
L. Fournette	12-5	7	127	18.1	0	40	10.6
Travis Dickson	12-1	7	60	8.6	0	27	5.0
Darrel Williams	11-0	6	63	10.5	0	25	5.7
Melvin Jones	9-1	5	22	4.4	1	5	2.4
Kenny Hilliard	10-6	4	35	8.8	0	12	3.5
C. Neighbors	11-9	4	27	6.8	0	10	2.5
Logan Stokes	11-2	1	3	3.0	1	3	0.3
Total	12	131	1967	15.0	16	94	163.9
Opponents	12	181	1948	10.8	9	74	162.3

Punt Returns	no.	yds	avg	td	lg
T. White	24	264	11.0	1	67
Trey Quinn	1	7	7.0	0	7
Total	25	271	10.8	1	67
Opponents	19	193	10.2	1	62

Interceptions	no.	yds	avg	td	lg
Ronald Martin	2	9	4.5	0	8
R. Jefferson	2	41	20.5	0	23
T. White	2	0	0.0	0	0
K. Beckwith	1	29	29.0	1	29
Jalen Mills	1	0	0.0	0	0
Jalen Collins	1	4	4.0	0	4
Dwayne Thomas	1	0	0.0	0	0
Total	10	83	8.3	1	29
Opponents	9	23	2.6	0	18

Kick Returns	no.	yds	avg	td	lg
L. Fournette	22	504	22.9	0	40
Darrel Williams	1	21	21.0	0	21
Terrence Magee	1	49	49.0	0	49
Total	24	574	23.9	0	49
Opponents	25	506	20.2	0	34

Fumble Returns	no.	yds	avg	td	lg
Jalen Mills	1	36	36.0	0	36
Jermauria Rasco	1	4	4.0	0	4
Danielle Hunter	1	25	25.0	1	25
Total	3	65	21.7	1	36
Opponents	0	0	0.0	0	0

2014 LSU Football
LSU Overall Individual Statistics (as of Nov 30, 2014)
All games

Scoring	td	fg	PAT				dpx	saf	pts
			kick	rush	rcv	pass			
C. Delahoussaye	-	11-15	34-36	-	-	-	-	-	67
L. Fournette	8	-	-	-	-	-	-	-	48
Travin Dural	7	-	-	-	-	-	-	-	42
Kenny Hilliard	6	-	-	1-1	-	-	-	-	38
Malachi Dupre	5	-	-	-	-	-	-	-	30
Brandon Harris	3	-	-	0-1	-	-	-	-	18
Terrence Magee	3	-	-	-	-	-	-	-	18
Darrel Williams	3	-	-	-	-	-	-	-	18
John Diarse	2	-	-	-	-	-	-	-	12
Trent Domingue	-	2-3	2-2	-	-	-	-	-	8
K. Beckwith	1	-	-	-	-	-	-	-	6
Melvin Jones	1	-	-	-	-	-	-	-	6
Danielle Hunter	1	-	-	-	-	-	-	-	6
Logan Stokes	1	-	-	-	-	-	-	-	6
T. White	1	-	-	-	-	-	-	-	6
Trey Quinn	-	-	-	-	1	-	-	-	2
A. Jennings	-	-	-	0-1	-	1-1	-	-	0
Total	42	13-18	36-38	1-3	1	1-1	-	-	331
Opponents	23	12-14	23-23	-	-	-	-	-	197

Total Offense	g	plays	rush	pass	total	avg/g
A. Jennings	12	313	284	1460	1744	145.3
L. Fournette	12	176	891	0	891	74.2
Brandon Harris	9	71	159	452	611	67.9
Terrence Magee	12	106	545	44	589	49.1
Kenny Hilliard	10	87	431	0	431	43.1
Darrel Williams	11	61	280	0	280	25.5
Travin Dural	12	6	50	0	50	4.2
Miquel James	1	2	24	0	24	24.0
Melvin Jones	9	4	12	0	12	1.3
Brad Kragthorpe	1	1	0	11	11	11.0
Trey Quinn	12	2	11	0	11	0.9
K. Beckwith	12	1	5	0	5	0.4
TEAM	11	15	-58	0	-58	-5.3
Total	12	845	2634	1967	4601	383.4
Opponents	12	768	1722	1948	3670	305.8

Field Goals	fg	pct.	01-19	20-29	30-39	40-49	50-99	lg	blk
C. Delahoussaye	11-15	73.3	0-0	3-6	5-5	2-3	1-1	50	0
Trent Domingue	2-3	66.7	0-0	1-1	1-2	0-0	0-0	31	0

Punting	no.	yds	avg	lg	tb	fc	i20	50+	blk
Jamie Keehn	68	3061	45.0	64	3	25	25	17	0
Total	68	3061	45.0	64	3	25	25	17	0
Opponents	86	3577	41.6	66	8	22	24	17	0

FG Sequence	LSU	Opponents
Wisconsin	(30),(47)	(51)
Sam Houston St.	-	-
ULM	(21)	-
Mississippi St.	(30)	(27),(28)
New Mexico St.	-	40
Auburn	-	(46),(42)
Florida	(50)	(34),(18)
Kentucky	(21),(35)	(33)
Ole Miss	28,(21)	-
Alabama	(35),(39)	27,(39),(27)
Arkansas	27,47	(32)
Texas A&M	22,(31),(27),39,(43)	(34)

Kickoffs	no.	yds	avg	tb	ob	retn	net	ydln
Trent Domingue	47	2971	63.2	27	2			
Cameron Gamble	16	988	61.8	7	1			
C. Delahoussaye	1	16	16.0	0	1			
Total	64	3975	62.1	34	4	20.2	40.9	24
Opponents	46	2752	59.8	15	1	23.9	39.2	25

Numbers in (parentheses) indicate field goal was made.

2014 LSU Football
LSU Overall Individual Statistics (as of Nov 30, 2014)
All games

<u>All Purpose</u>	<u>g</u>	<u>rush</u>	<u>rcv</u>	<u>pr</u>	<u>kr</u>	<u>ir</u>	<u>total</u>	<u>avg/g</u>
L. Fournette	12	891	127	0	504	0	1522	126.8
Travin Dural	12	50	758	0	0	0	808	67.3
Terrence Magee	12	545	162	0	49	0	756	63.0
Kenny Hilliard	10	431	35	0	0	0	466	46.6
Darrel Williams	11	280	63	0	21	0	364	33.1
Malachi Dupre	11	0	318	0	0	0	318	28.9
A. Jennings	12	284	0	0	0	0	284	23.7
T. White	12	0	0	264	0	0	264	22.0
Trey Quinn	12	11	193	7	0	0	211	17.6
John Diarse	12	0	199	0	0	0	199	16.6
Brandon Harris	9	159	0	0	0	0	159	17.7
Travis Dickson	12	0	60	0	0	0	60	5.0
R. Jefferson	12	0	0	0	0	41	41	3.4
K. Beckwith	12	5	0	0	0	29	34	2.8
Melvin Jones	9	12	22	0	0	0	34	3.8
C. Neighbors	11	0	27	0	0	0	27	2.5
Miquel James	1	24	0	0	0	0	24	24.0
Ronald Martin	12	0	0	0	0	9	9	0.8
Jalen Collins	12	0	0	0	0	4	4	0.3
Logan Stokes	11	0	3	0	0	0	3	0.3
TEAM	11	-58	0	0	0	0	-58	-5.3
Total	12	2634	1967	271	574	83	5529	460.8
Opponents	12	1722	1948	193	506	23	4392	366.0

2014 LSU Football
LSU Overall Defensive Statistics (as of Nov 30, 2014)
All games

##	Defensive Leaders	gp-gs	Tackles				tfl/yds	Sacks		Pass defense			Fumbles		blkd	
			ua	a	tot			no-yds		int-yds	brup	qbh	rcv-yds	ff	kick	saf
4	Kwon Alexander	11-11	32	47	79	7.5-24	1.5-14	.	1	5	.	.	2	.	.	
52	K. Beckwith	12-6	29	39	68	6.5-24	2.0-14	1-29	3	2	2-0	.	.	.		
26	Ronald Martin	12-12	23	43	66	.	.	2-9	8	.	.	2	.	.		
94	Danielle Hunter	12-12	27	37	64	12.0-43	1.5-7	.	6	2	1-25	1	.	.		
59	Jermauria Rasco	12-12	21	42	63	6.5-26	4.0-20	.	1	8	1-4	1	.	.		
33	Jamal Adams	12-2	31	25	56	3.0-6	1.0-1	.	5		
28	Jalen Mills	12-12	23	31	54	3.0-4	.	1-0	5	2	1-36	.	.	.		
91	C. LaCouture	12-12	6	31	37	4.0-14	2.5-13	.	2	1		
31	D.J. Welter	12-6	6	29	35	2.0-13	1.0-11	.	1	1	1-0	1	.	.		
57	D. Godchaux	12-9	9	25	34	1.5-3	.	.	.	3	.	1	.	.		
32	Jalen Collins	12-6	23	10	33	2.0-5	.	1-4	9		
16	T. White	12-12	22	10	32	3.0-4	1.0-2	2-0	5	1		
23	Lamar Louis	11-9	10	19	29	2.5-2	.	.	3	2	.	1	.	.		
45	Deion Jones	12-1	8	16	24	2.5-5	.	.	1	1	1-0	.	.	.		
13	Dwayne Thomas	5-0	8	16	24	2.5-11	1.5-10	1-0	1	2	1-0	.	.	.		
29	R. Jefferson	12-0	13	10	23	1.5-3	.	2-41	2	1		
40	Duke Riley	12-1	6	14	20	1-0	.	.	.		
21	R. Robinson	8-6	8	9	17	1.0-6	.	.	1		
46	Tashawn Bower	12-0	3	13	16	2.5-6	.	.	.	2		
95	Quentin Thomas	10-3	1	8	9	0.5-1	.	.	1		
98	Deondre Clark	11-0	.	9	9	0.5-0	.	.	.	3		
58	Sione Teuhema	8-0	3	4	7	2.0-19	2.0-19		
90	Maquedius Bain	9-0	1	4	5	.	.	.	1		
99	Greg Gilmore	5-0	1	3	4	0.5-3	0.5-3		
22	Ronnie Feist	4-0	.	4	4	1-0	.	.	.		
97	Frank Herron	4-0	2	1	3		
92	Lewis Neal	12-0	1	2	3	1.5-4		
24	Ed Paris	12-0	.	3	3		
54	Justin Maclin	4-0	.	3	3	0.5-1	0.5-1	.	.	1		
18	Terrence Magee	12-1	1	2	3		
96	Mickey Johnson	2-0	.	3	3		
50	Reid Ferguson	12-0	1	1	2		
14	Trent Domingue	12-0	2	.	2		
39	Russell Gage	2-0	1	1	2		
35	Devin Voorhies	7-0	1	1	2	1	.	.		
15	Malachi Dupre	11-2	1	.	1		
34	Darrel Williams	11-0	1	.	1		
93	M.J. Patterson	3-0	.	1	1		
1A	Tommy LeBeau	6-0	.	1	1		
48	D. Alexander	11-0	.	1	1		
85	Dillon Gordon	12-12	1	.	1		
36	Cameron Gamble	6-0	1	.	1		
Total		12	327	518	845	69-227	19-115	10-83	56	37	10-65	10	.	.		
Opponents		12	354	690	1044	57-247	23-173	9-23	36	31	7-0	8	.	.		

2014 LSU Football
LSU Team Game-by-Game (as of Nov 30, 2014)
All games

TEAM STATISTICS

Date	Opponent	Rushing				Receiving				Passing				Kick Returns				Punt Returns				tot off
		no.	yds	td	lg	no.	yds	td	lg	cmp	att	int	yds	td	lg	no.	yds	td	lg	no.	yds	
Aug 30	vs Wisconsin	47	126	1	28	9	239	2	80	9-21-0	239	2	80	5	117	0	33	3	16	0	9	365
Sep 06	SAM HOUSTON ST.	58	334	4	46	11	250	4	94	11-18-0	250	4	94	1	22	0	22	3	40	0	30	584
Sep 13	ULM	52	219	4	24	12	153	0	32	12-20-1	153	0	32	1	40	0	40	4	31	0	26	372
Sep 20	MISSISSIPPI ST.	36	89	1	20	20	341	2	49	20-36-1	341	2	49	3	60	0	27	0	0	0	0	430
Sep 27	NEW MEXICO ST.	54	363	5	26	14	200	3	33	14-20-2	200	3	33	0	0	0	0	3	24	0	12	563
Oct 04	at Auburn	36	138	1	32	8	142	0	52	8-24-0	142	0	52	2	44	0	24	1	10	0	10	280
Oct 11	at Florida	50	195	3	20	10	110	1	41	10-22-0	110	1	41	4	85	0	25	0	0	0	0	305
Oct 18	KENTUCKY	51	303	3	38	7	120	1	32	7-15-1	120	1	32	1	49	0	49	4	114	1	67	423
Oct 25	OLE MISS	55	264	0	25	8	142	1	40	8-16-2	142	1	40	2	57	0	32	2	0	0	3	406
Nov 08	ALABAMA	56	183	0	15	8	76	1	17	8-26-1	76	1	17	2	45	0	31	3	28	0	18	259
Nov 15	at Arkansas	32	36	0	13	12	87	0	14	12-22-0	87	0	14	1	21	0	21	1	1	0	1	123
Nov 27	at Texas A&M	57	384	1	46	12	107	1	41	12-21-1	107	1	41	2	34	0	20	1	7	0	7	491
LSU		584	2634	23	46	131	1967	16	94	131-261-9	1967	16	94	24	574	0	49	25	271	1	67	4601
		409	1722	13	79	181	1948	9	74	181-359-10	1948	9	74	25	506	0	34	19	193	1	62	3670

Games played: 12
 Avg per rush: 4.5
 Avg per catch: 15.0
 Pass efficiency: 126.83
 Kick ret avg: 23.9
 Punt ret avg: 10.8
 All purpose avg/game: 460.8
 Total offense avg/gm: 383.4

Date	Opponent	Tackles				Sacks	Fumble		Pass Defense			Blkd	PAT Attempts			pts	
		ua	a	total	tfl-yds		no-yds	ff	fr-yds	int-yds	qbh		brup	kick	kick		rush
Aug 30	vs Wisconsin	28	32	60	5.0-10	0.0-0	0	0-0	2-8	4	4	0	2-2	0	1	0	28
Sep 06	SAM HOUSTON ST.	25	50	75	10.0-60	7.0-51	1	1-0	2-18	5	1	0	6-7	1	0	56	
Sep 13	ULM	17	42	59	5.0-11	1.0-5	0	1-0	0-0	4	5	0	4-4	0	0	31	
Sep 20	MISSISSIPPI ST.	27	70	97	4.0-15	2.0-12	2	2-25	0-0	3	4	0	2-2	0	0	29	
Sep 27	NEW MEXICO ST.	24	58	82	5.0-16	0.0-0	2	2-36	2-29	4	4	0	9-9	0	0	63	
Oct 04	at Auburn	46	30	76	2.0-6	1.0-5	0	1-0	0-0	6	4	0	1-1	0	0	7	
Oct 11	at Florida	31	24	55	5.0-11	0.0-0	1	1-4	2-23	0	2	0	3-4	0	0	30	
Oct 18	KENTUCKY	23	48	71	8.0-20	2.0-6	0	0-0	0-0	1	6	0	5-5	0	0	41	
Oct 25	OLE MISS	25	46	71	9.0-17	2.0-7	1	0-0	1-1	2	12	0	1-1	0	0	10	
Nov 08	ALABAMA	24	52	76	2.0-11	1.0-9	1	1-0	0-0	4	6	0	1-1	0	0	13	
Nov 15	at Arkansas	33	36	69	6.0-20	1.0-7	1	0-0	0-0	3	5	0	0-0	0	0	0	
Nov 27	at Texas A&M	24	30	54	8.0-30	2.0-13	1	1-0	1-4	1	3	0	2-2	0	0	23	
LSU		327	518	845	69.0-227	19.0-115	10	10-65	10-83	37	56	0	36-38	1	1	331	
		354	690	1044	57.0-247	23.0-173	8	7-0	9-23	31	36	0	23-23	0	0	197	

Date	Opponent	Punting						Field Goals			Kickoffs							
		no.	yds	avg	long	blkd	tb	fc	50+	i20	md-att	long	blkd	no.	yds	avg	tb	ob
Aug 30	vs Wisconsin	8	340	42.5	64	0	0	3	2	5	2-2	47	0	6	382	63.7	3	1
Sep 06	SAM HOUSTON ST.	4	175	43.8	56	0	0	2	1	3	0-0	0	0	9	579	64.3	5	0
Sep 13	ULM	5	239	47.8	59	0	0	1	3	2	1-1	21	0	6	375	62.5	3	0
Sep 20	MISSISSIPPI ST.	8	409	51.1	62	0	1	3	5	3	1-1	30	0	5	276	55.2	4	1
Sep 27	NEW MEXICO ST.	3	143	47.7	57	0	0	0	1	0	0-0	0	0	10	647	64.7	8	1
Oct 04	at Auburn	8	338	42.2	48	0	0	3	0	1	0-0	0	0	2	129	64.5	1	0
Oct 11	at Florida	8	363	45.4	52	0	0	4	2	2	1-1	50	0	6	375	62.5	3	0
Oct 18	KENTUCKY	4	178	44.5	57	0	0	3	1	2	2-2	35	0	6	385	64.2	3	0
Oct 25	OLE MISS	4	157	39.2	45	0	0	1	0	1	1-2	21	0	3	186	62.0	1	0
Nov 08	ALABAMA	9	405	45.0	62	0	2	3	2	4	2-2	39	0	4	248	62.0	0	1
Nov 15	at Arkansas	5	222	44.4	47	0	0	2	0	1	0-2	0	0	1	65	65.0	1	0
Nov 27	at Texas A&M	2	92	46.0	48	0	0	0	0	1	3-5	43	0	6	328	54.7	2	0
LSU		68	3061	45.0	64	0	3	25	17	25	13-18	50	0	64	3975	62.1	34	4
		86	3577	41.6	66	0	8	22	17	24	12-14	51	0	46	2752	59.8	15	1

2014 LSU Football
LSU Opponent Game-by-Game (as of Nov 30, 2014)
All games

OPPONENT STATISTICS

Date	Opponent	Rushing				Receiving				Passing				Kick Returns				Punt Returns				tot off
		no.	yds	td	lg	no.	yds	td	lg	cmp	att	int	yds	td	lg	no.	yds	td	lg	no.	yds	
Aug 30	vs Wisconsin	39	268	3	63	8	50	0	14	8-24-2	50	0	14	2	31	0	25	1	-3	0	0	318
Sep 06	SAM HOUSTON ST.	36	50	0	10	9	156	0	48	9-28-2	156	0	48	4	93	0	32	2	2	0	2	206
Sep 13	ULM	18	16	0	6	16	77	0	12	16-30-0	77	0	12	3	51	0	20	2	6	0	6	93
Sep 20	MISSISSIPPI ST.	49	302	2	66	15	268	2	74	15-24-0	268	2	74	0	0	0	0	2	35	0	21	570
Sep 27	NEW MEXICO ST.	37	172	1	79	16	102	0	23	16-33-2	102	0	23	1	21	0	21	2	7	0	5	274
Oct 04	at Auburn	49	298	3	34	17	268	2	56	17-25-0	268	2	56	1	27	0	27	3	15	0	13	566
Oct 11	at Florida	32	123	1	35	14	183	1	73	14-25-2	183	1	73	3	54	0	20	2	115	1	62	306
Oct 18	KENTUCKY	27	71	0	20	19	146	0	33	19-36-0	146	0	33	3	60	0	28	1	1	0	1	217
Oct 25	OLE MISS	34	137	0	30	14	176	1	43	14-34-1	176	1	43	2	36	0	18	1	1	0	1	313
Nov 08	ALABAMA	29	106	0	18	20	209	2	24	20-46-0	209	2	24	3	83	0	34	0	0	0	0	315
Nov 15	at Arkansas	38	95	2	11	16	169	0	29	16-27-0	169	0	29	0	0	0	0	2	13	0	9	264
Nov 27	at Texas A&M	21	84	1	41	17	144	1	42	17-27-1	144	1	42	3	50	0	27	1	1	0	1	228
Opponents		409	1722	13	79	181	1948	9	74	181-359-10	1948	9	74	25	506	0	34	19	193	1	62	3670
		584	2634	23	46	131	1967	16	94	131-261-9	1967	16	94	24	574	0	49	25	271	1	67	4601

Games played: 12
 Avg per rush: 4.2
 Avg per catch: 10.8
 Pass efficiency: 98.70
 Kick ret avg: 20.2
 Punt ret avg: 10.2
 All purpose avg/game: 366.0
 Total offense avg/gm: 305.8

Date	Opponent	Tackles				Sacks no-yds	Fumble		Pass Defense			Blkd kick	PAT Attempts				pts	
		ua	a	total	tfl-yds		ff	fr-yds	int-yds	qbh	brup		kick	rush	rcv	saf		
Aug 30	vs Wisconsin	32	52	84	9.0-37	3.0-17	1	1-0	0-0	5	4	0	3-3	0	0	0	0	24
Sep 06	SAM HOUSTON ST.	33	60	93	3.0-9	1.0-4	0	1-0	0-0	0	3	0	0-0	0	0	0	0	0
Sep 13	ULM	28	66	94	4.0-16	2.0-12	0	0-0	1-0	2	1	0	0-0	0	0	0	0	0
Sep 20	MISSISSIPPI ST.	30	48	78	6.0-36	3.0-23	0	0-0	1-0	0	3	0	4-4	0	0	0	34	
Sep 27	NEW MEXICO ST.	30	66	96	1.0-9	1.0-9	2	2-0	2-0	0	0	0	1-1	0	0	0	7	
Oct 04	at Auburn	32	24	56	7.0-16	1.0-5	0	0-0	0-0	10	6	0	5-5	0	0	0	41	
Oct 11	at Florida	29	58	87	7.0-37	4.0-33	0	0-0	0-0	5	5	0	3-3	0	0	0	27	
Oct 18	KENTUCKY	26	62	88	2.0-16	1.0-13	0	0-0	1-0	1	2	0	0-0	0	0	0	3	
Oct 25	OLE MISS	28	74	102	2.0-2	0.0-0	2	2-0	2-0	1	3	0	1-1	0	0	0	7	
Nov 08	ALABAMA	28	76	104	6.0-20	2.0-13	0	0-0	1-18	2	3	0	2-2	0	0	0	20	
Nov 15	at Arkansas	21	44	65	6.0-38	4.0-36	1	1-0	0-0	3	6	0	2-2	0	0	0	17	
Nov 27	at Texas A&M	37	60	97	4.0-11	1.0-8	2	0-0	1-5	2	0	0	2-2	0	0	0	17	
Opponents		354	690	1044	57.0-247	23.0-173	8	7-0	9-23	31	36	0	23-23	0	0	0	197	
		327	518	845	69.0-227	19.0-115	10	10-65	10-83	37	56	0	36-38	1	1	0	331	

Date	Opponent	Punting										Field Goals			Kickoffs			
		no.	yds	avg	long	blkd	tb	fc	50+	i20	md-att	long	blkd	no.	yds	avg	tb	ob
Aug 30	vs Wisconsin	8	300	37.5	57	0	0	1	2	1	1-1	51	0	5	314	62.8	0	0
Sep 06	SAM HOUSTON ST.	9	398	44.2	52	0	1	3	1	2	0-0	0	0	1	57	57.0	0	0
Sep 13	ULM	10	402	40.2	56	0	0	1	3	3	0-0	0	0	1	65	65.0	0	0
Sep 20	MISSISSIPPI ST.	6	243	40.5	44	0	1	5	0	2	2-2	28	0	7	450	64.3	4	0
Sep 27	NEW MEXICO ST.	10	381	38.1	54	0	3	3	1	2	0-1	0	0	2	72	36.0	0	0
Oct 04	at Auburn	4	151	37.8	45	0	0	2	0	2	2-2	46	0	8	507	63.4	5	0
Oct 11	at Florida	4	190	47.5	63	0	2	1	2	1	2-2	34	0	6	389	64.8	2	0
Oct 18	KENTUCKY	8	325	40.6	49	0	0	0	0	0	1-1	33	0	2	123	61.5	1	0
Oct 25	OLE MISS	8	325	40.6	54	0	0	2	2	5	0-0	0	0	2	123	61.5	0	0
Nov 08	ALABAMA	9	437	48.6	66	0	1	2	3	2	2-3	39	0	4	232	58.0	1	0
Nov 15	at Arkansas	5	197	39.4	54	0	0	1	1	2	1-1	32	0	4	163	40.8	0	1
Nov 27	at Texas A&M	5	228	45.6	54	0	0	1	2	2	1-1	34	0	4	257	64.2	2	0
Opponents		86	3577	41.6	66	0	8	22	17	24	12-14	51	0	46	2752	59.8	15	1
		68	3061	45.0	64	0	3	25	17	25	13-18	50	0	64	3975	62.1	34	4

Player Game-by-Game Statistics

PASSING

Anthony Jennings	Att	Cmp	Int	Yds	TD	Lng
vs. #14 Wisconsin	21	9	0	239	2	80
Sam Houston State	13	7	0	188	3	94
Louisiana-Monroe	18	11	1	139	0	32
Mississippi State	26	13	0	157	0	49
New Mexico State	5	2	2	11	0	7
at #5 Auburn	10	5	0	84	0	40
at Florida	21	10	0	110	1	41
Kentucky	14	7	0	120	1	32
#3 Ole Miss	16	8	2	142	1	40
#4 Alabama	26	8	1	76	1	17
at Arkansas	22	12	0	87	0	14
at Texas A&M	21	12	1	107	1	41
TOTALS	213	104	7	1,460	10	94

Brandon Harris	Att	Cmp	Int	Yds	TD	Lng
vs. #14 Wisconsin	0	0	0	0	0	0
Sam Houston State	5	4	0	62	1	22
Louisiana-Monroe	2	1	0	14	0	14
Mississippi State	9	6	1	140	2	31
New Mexico State	14	11	0	178	3	33
at #5 Auburn	14	3	0	58	0	52
at Florida	DNP					
Kentucky	1	0	1	0	0	0
#3 Ole Miss	DNP					
#4 Alabama	0	0	0	0	0	0
at Arkansas	DNP					
at Texas A&M	DNP					
TOTALS	45	25	2	452	6	52

RUSHING

Leonard Fournette	Att	Gn	Ls	Net	TD	Lng
vs. #14 Wisconsin	8	21	3	18	0	5
Sam Houston State	13	92	0	92	1	40
Louisiana-Monroe	10	54	2	52	1	24
Mississippi State	7	38	0	38	0	20
New Mexico State	18	122	0	122	2	17
at #5 Auburn	10	45	3	42	0	10
at Florida	27	143	3	140	2	20
Kentucky	15	43	3	40	1	11
#3 Ole Miss	23	113	0	113	0	22
#4 Alabama	21	79	0	79	0	13
at Arkansas	5	9	0	9	0	4
at Texas A&M	19	146	0	146	1	46
TOTALS	176	905	14	891	8	40

Terrence Magee	Att	Gn	Ls	Net	TD	Lng
vs. #14 Wisconsin	6	9	1	8	0	4
Sam Houston State	6	27	0	27	0	7
Louisiana-Monroe	12	45	2	43	0	12
Mississippi State	2	4	0	4	0	2
New Mexico State	8	62	0	62	1	23
at #5 Auburn	8	25	2	23	0	8
at Florida	6	50	0	50	0	15
Kentucky	9	127	0	127	2	38
#3 Ole Miss	12	75	1	74	0	25
#4 Alabama	12	32	3	29	0	6
at Arkansas	7	25	1	24	0	12
at Texas A&M	17	76	2	74	0	26
TOTALS	105	557	12	545	3	38

Kenny Hilliard	Att	Gn	Ls	Net	TD	Lng
vs. #14 Wisconsin	18	111	1	110	1	28
Sam Houston State	11	55	0	55	1	9
Louisiana-Monroe	12	50	0	50	1	7
Mississippi State	9	31	1	30	1	9
New Mexico State	7	53	0	53	0	26
at #5 Auburn	4	11	0	11	1	6
at Florida	4	15	0	15	1	10
Kentucky	7	29	0	29	0	7
#3 Ole Miss	12	64	1	63	0	18
#4 Alabama	3	15	0	15	0	7
at Arkansas	DNP					
at Texas A&M	DNP					
TOTALS	87	434	3	431	6	28

Anthony Jennings	Att	Gn	Ls	Net	TD	Lng
vs. #14 Wisconsin	9	19	21	-2	0	7
Sam Houston State	8	52	9	43	0	19
Louisiana-Monroe	7	34	14	20	0	22
Mississippi State	11	29	23	6	0	9
New Mexico State	3	18	9	9	0	9
at #5 Auburn	2	9	2	7	0	9
at Florida	10	26	34	-8	0	13
Kentucky	7	53	13	40	0	31
#3 Ole Miss	4	7	5	2	0	3
#4 Alabama	13	57	17	40	0	15
at Arkansas	12	45	37	8	0	13
at Texas A&M	14	127	8	119	0	36
TOTALS	100	476	192	284	0	36

Darrel Williams	Att	Gn	Ls	Net	TD	Lng
vs. #14 Wisconsin	DNP					
Sam Houston State	14	66	1	65	1	17
Louisiana-Monroe	7	37	0	37	2	22
Mississippi State	2	4	0	4	0	4
New Mexico State	10	59	0	59	0	13
at #5 Auburn	4	23	4	19	0	14
at Florida	2	4	0	4	0	4
Kentucky	10	61	0	61	0	17
#3 Ole Miss	1	1	0	1	0	1
#4 Alabama	5	14	0	14	0	5
at Arkansas	6	16	0	16	0	5
at Texas A&M	0	0	0	0	0	0
TOTALS	61	285	5	280	3	22

Brandon Harris	Att	Gn	Ls	Net	TD	Lng
vs. #14 Wisconsin	2	0	11	-11	0	0
Sam Houston State	5	62	9	53	1	46
Louisiana-Monroe	2	11	0	11	0	8
Mississippi State	2	19	0	19	0	12
New Mexico State	5	36	0	36	2	21
at #5 Auburn	8	46	10	36	0	32
at Florida	DNP					
Kentucky	1	8	0	8	0	8
#3 Ole Miss	DNP					
#4 Alabama	1	7	0	7	0	7
at Arkansas	DNP					
at Texas A&M	DNP					
TOTALS	26	189	30	159	3	46

Travin Dural	Att	Gn	Ls	Net	TD	Lng
vs. #14 Wisconsin	0	0	0	0	0	0
Sam Houston State	0	0	0	0	0	0
Louisiana-Monroe	0	0	0	0	0	0
Mississippi State	1	0	5	-5	0	0
New Mexico State	0	0	0	0	0	0
at #5 Auburn	0	0	0	0	0	0
at Florida	0	0	0	0	0	0
Kentucky	0	0	0	0	0	0
#3 Ole Miss	0	0	0	0	0	0
#4 Alabama	0	0	0	0	0	0
at Arkansas	1	6	0	6	0	6
at Texas A&M	4	49	0	49	0	19
TOTALS	6	55	5	50	0	19

Melvin Jones	Att	Gn	Ls	Net	TD	Lng
vs. #14 Wisconsin	DNP					
Sam Houston State	0	0	0	0	0	0
Louisiana-Monroe	0	0	0	0	0	0
Mississippi State	0	0	0	0	0	0
New Mexico State	0	0	0	0	0	0
at #5 Auburn	0	0	0	0	0	0
at Florida	0	0	0	0	0	0
Kentucky	1	0	0	1	0	1
#3 Ole Miss	3	11	0	11	0	6
#4 Alabama	0	0	0	0	0	0
at Arkansas	DNP					
at Texas A&M	DNP					
TOTALS	4	12	0	12	0	6

Player Game-by-Game Statistics

RECEIVING

Travin Dural	Rec	Yds	TD	Lng
vs. #14 Wisconsin	3	151	1	80
Sam Houston State	3	140	3	94
Louisiana-Monroe	6	79	0	32
Mississippi State	6	124	0	49
New Mexico State	3	40	1	22
at #5 Auburn	1	40	0	40
at Florida	2	52	1	41
Kentucky	2	39	1	32
#3 Ole Miss	1	11	0	11
#4 Alabama	3	25	0	12
at Arkansas	5	46	0	14
at Texas A&M	2	11	0	6
TOTALS	37	758	7	94

Trey Quinn	Rec	Yds	TD	Lng
vs. #14 Wisconsin	1	11	0	11
Sam Houston State	2	26	0	14
Louisiana-Monroe	2	12	0	10
Mississippi State	2	24	0	19
New Mexico State	3	46	0	27
at #5 Auburn	1	-2	0	0
at Florida	3	31	0	13
Kentucky	0	0	0	0
#3 Ole Miss	2	42	0	22
#4 Alabama	0	0	0	0
at Arkansas	0	0	0	0
at Texas A&M	1	3	0	3
TOTALS	17	193	0	27

Terrence Magee	Rec	Yds	TD	Lng
vs. #14 Wisconsin	0	0	0	0
Sam Houston State	0	0	0	0
Louisiana-Monroe	0	0	0	0
Mississippi State	4	29	0	13
New Mexico State	1	4	0	4
at #5 Auburn	0	0	0	0
at Florida	0	0	0	0
Kentucky	3	44	0	18
#3 Ole Miss	2	45	0	32
#4 Alabama	1	17	0	17
at Arkansas	3	18	0	8
at Texas A&M	2	5	0	6
TOTALS	16	162	0	32

Malachi Dupre	Rec	Yds	TD	Lng
vs. #14 Wisconsin	DNP			
Sam Houston State	2	23	1	15
Louisiana-Monroe	0	0	0	0
Mississippi State	4	120	2	44
New Mexico State	3	54	1	27
at #5 Auburn	1	52	0	52
at Florida	1	8	0	8
Kentucky	0	0	0	0
#3 Ole Miss	0	0	0	0
#4 Alabama	1	14	1	14
at Arkansas	1	6	0	6
at Texas A&M	1	41	0	41
TOTALS	14	318	5	52

John Diarse	Rec	Yds	TD	Lng
vs. #14 Wisconsin	2	48	1	36
Sam Houston State	2	29	0	22
Louisiana-Monroe	2	39	0	23
Mississippi State	0	0	0	0
New Mexico State	1	9	0	9
at #5 Auburn	2	40	0	37
at Florida	0	0	0	0
Kentucky	0	0	0	0
#3 Ole Miss	0	0	0	0
#4 Alabama	0	0	0	0
at Arkansas	1	5	0	5
at Texas A&M	3	29	1	12
TOTALS	13	199	2	37

Leonard Fournette	Rec	Yds	TD	Lng
vs. #14 Wisconsin	0	0	0	0
Sam Houston State	2	32	0	17
Louisiana-Monroe	1	20	0	20
Mississippi State	1	1	0	1
New Mexico State	1	33	0	33
at #5 Auburn	0	0	0	0
at Florida	0	0	0	0
Kentucky	0	0	0	0
#3 Ole Miss	2	41	0	40
#4 Alabama	0	0	0	0
at Arkansas	0	0	0	0
at Texas A&M	0	0	0	0
TOTALS	7	127	0	40

Travis Dickson	Rec	Yds	TD	Lng
vs. #14 Wisconsin	1	7	0	7
Sam Houston State	0	0	0	0
Louisiana-Monroe	0	0	0	0
Mississippi State	1	5	0	5
New Mexico State	0	0	0	0
at #5 Auburn	1	6	0	6
at Florida	0	0	0	0
Kentucky	1	27	0	27
#3 Ole Miss	0	0	0	0
#4 Alabama	1	2	0	2
at Arkansas	1	8	0	8
at Texas A&M	1	5	0	5
TOTALS	7	60	0	27

Darrel Williams	Rec	Yds	TD	Lng
vs. #14 Wisconsin	DNP			
Sam Houston State	0	0	0	0
Louisiana-Monroe	0	0	0	0
Mississippi State	2	38	0	25
New Mexico State	1	11	0	11
at #5 Auburn	2	6	0	3
at Florida	0	0	0	0
Kentucky	0	0	0	0
#3 Ole Miss	0	0	0	0
#4 Alabama	1	8	0	8
at Arkansas	0	0	0	0
at Texas A&M	0	0	0	0
TOTALS	6	63	0	25

Melvin Jones	Rec	Yds	TD	Lng
vs. #14 Wisconsin	DNP			
Sam Houston State	0	0	0	0
Louisiana-Monroe	0	0	0	0
Mississippi State	0	0	0	0
New Mexico State	1	3	1	3
at #5 Auburn	0	0	0	0
at Florida	4	19	0	5
Kentucky	0	0	0	0
#3 Ole Miss	0	0	0	0
#4 Alabama	0	0	0	0
at Arkansas	DNP			
at Texas A&M	DNP			
TOTALS	5	22	1	5

Kenny Hilliard	Rec	Yds	TD	Lng
vs. #14 Wisconsin	2	22	0	12
Sam Houston State	0	0	0	0
Louisiana-Monroe	1	3	0	3
Mississippi State	0	0	0	0
New Mexico State	0	0	0	0
at #5 Auburn	0	0	0	0
at Florida	0	0	0	0
Kentucky	1	10	0	10
#3 Ole Miss	0	0	0	0
#4 Alabama	0	0	0	0
at Arkansas	DNP			
at Texas A&M	DNP			
TOTALS	4	35	0	12

Player Game-by-Game Statistics

Connor Neighbors	Rec	Yds	TD	Lng
vs. #14 Wisconsin	0	0	0	0
Sam Houston State	0	0	0	0
Louisiana-Monroe	0	0	0	0
Mississippi State	0	0	0	0
New Mexico State	0	0	0	0
at #5 Auburn	0	0	0	0
at Florida	DNP			
Kentucky	0	0	0	0
#3 Ole Miss	0	0	0	0
#4 Alabama	1	10	0	10
at Arkansas	1	4	0	4
at Texas A&M	2	13	0	9
TOTALS	4	27	0	10

Logan Stokes	Rec	Yds	TD	Lng
vs. #14 Wisconsin	0	0	0	0
Sam Houston State	0	0	0	0
Louisiana-Monroe	DNP			
Mississippi State	0	0	0	0
New Mexico State	0	0	0	0
at #5 Auburn	0	0	0	0
at Florida	0	0	0	0
Kentucky	0	0	0	0
#3 Ole Miss	1	3	1	3
#4 Alabama	0	0	0	0
at Arkansas	0	0	0	0
at Texas A&M	0	0	0	0
TOTALS	1	3	1	3

RETURN YARDAGE

Leonard Fournette	Kickoff Returns			Punt Returns		
	No.	Yds	Lng	No.	Yds	Lng
vs. #14 Wisconsin	5	117	33	0	0	0
Sam Houston State	1	22	22	0	0	0
Louisiana-Monroe	1	40	40	0	0	0
Mississippi State	3	60	27	0	0	0
New Mexico State	0	0	0	0	0	0
at #5 Auburn	2	44	24	0	0	0
at Florida	4	85	25	0	0	0
Kentucky	0	0	0	0	0	0
#3 Ole Miss	2	57	32	0	0	0
#4 Alabama	2	45	31	0	0	0
at Arkansas	0	0	0	0	0	0
at Texas A&M	2	34	20	0	0	0
TOTALS	22	504	40	0	0	0

Terrence Magee	Kickoff Returns			Punt Returns		
	No.	Yds	Lng	No.	Yds	Lng
vs. #14 Wisconsin	0	0	0	0	0	0
Sam Houston State	0	0	0	0	0	0
Louisiana-Monroe	0	0	0	0	0	0
Mississippi State	0	0	0	0	0	0
New Mexico State	0	0	0	0	0	0
at #5 Auburn	0	0	0	0	0	0
at Florida	0	0	0	0	0	0
Kentucky	1	49	49	0	0	0
#3 Ole Miss	0	0	0	0	0	0
#4 Alabama	0	0	0	0	0	0
at Arkansas	0	0	0	0	0	0
at Texas A&M	0	0	0	0	0	0
TOTALS	1	49	49	0	0	0

Darrel Williams	Kickoff Returns			Punt Returns		
	No.	Yds	Lng	No.	Yds	Lng
vs. #14 Wisconsin	DNP					
Sam Houston State	0	0	0	0	0	0
Louisiana-Monroe	0	0	0	0	0	0
Mississippi State	0	0	0	0	0	0
New Mexico State	0	0	0	0	0	0
at #5 Auburn	0	0	0	0	0	0
at Florida	0	0	0	0	0	0
Kentucky	0	0	0	0	0	0
#3 Ole Miss	0	0	0	0	0	0
#4 Alabama	0	0	0	0	0	0
at Arkansas	1	21	21	0	0	0
at Texas A&M	0	0	0	0	0	0
TOTALS	1	21	21	0	0	0

Tre'Davious White	Kickoff Returns			Punt Returns		
	No.	Yds	Lng	No.	Yds	Lng
vs. #14 Wisconsin	0	0	0	3	16	9
Sam Houston State	0	0	0	3	40	30
Louisiana-Monroe	0	0	0	4	31	26
Mississippi State	0	0	0	0	0	0
New Mexico State	0	0	0	2	17	12
at #5 Auburn	0	0	0	1	10	10
at Florida	0	0	0	0	0	0
Kentucky	0	0	0	4	114	67
#3 Ole Miss	0	0	0	2	0	3
#4 Alabama	0	0	0	3	28	18
at Arkansas	0	0	0	1	1	1
at Texas A&M	0	0	0	1	7	7
TOTALS	0	0	0	24	264	67

Trey Quinn	Kickoff Returns			Punt Returns		
	No.	Yds	Lng	No.	Yds	Lng
vs. #14 Wisconsin	0	0	0	0	0	0
Sam Houston State	0	0	0	0	0	0
Louisiana-Monroe	0	0	0	0	0	0
Mississippi State	0	0	0	0	0	0
New Mexico State	0	0	0	1	7	7
at #5 Auburn	0	0	0	0	0	0
at Florida	0	0	0	0	0	0
Kentucky	0	0	0	0	0	0
#3 Ole Miss	0	0	0	0	0	0
#4 Alabama	0	0	0	0	0	0
at Arkansas	0	0	0	0	0	0
at Texas A&M	0	0	0	0	0	0
TOTALS	0	0	0	1	7	7

PUNTING

Jamie Keehn	No.	Yds	Avg	Lng	
				I-20	
vs. #14 Wisconsin	8	340	42.5	64	5
Sam Houston State	4	175	43.8	56	3
Louisiana-Monroe	5	239	47.8	59	2
Mississippi State	8	409	51.1	62	3
New Mexico State	3	143	47.7	57	0
at #5 Auburn	8	338	42.2	48	1
at Florida	8	363	45.4	52	2
Kentucky	4	178	44.5	57	2
#3 Ole Miss	4	157	39.2	45	1
#4 Alabama	9	405	45.0	62	4
at Arkansas	5	222	44.4	47	1
at Texas A&M	2	92	46.0	48	1
TOTALS	68	3,061	45.0	64	25

FIELD GOALS

Colby Delahoussaye	Made	Missed
vs. #14 Wisconsin	30, 47	
Sam Houston State	--	
Louisiana-Monroe	21	
Mississippi State	30	
New Mexico State	--	
at #5 Auburn	--	
at Florida	50	
Kentucky	21, 35	
#3 Ole Miss	21	28
#4 Alabama	35, 39	
at Arkansas	--	27, 47
at Texas A&M	43	22
TOTALS	11/14	

Trent Domingue	Made	Missed
vs. #14 Wisconsin	--	
Sam Houston State	--	
Louisiana-Monroe	--	
Mississippi State	--	
New Mexico State	--	
at #5 Auburn	--	
at Florida	--	
Kentucky	--	
#3 Ole Miss	--	
#4 Alabama	--	
at Arkansas	--	
at Texas A&M	31, 27	39
TOTALS	2/3	

PLAYER DEFENSIVE GAME-BY-GAME STATISTICS

Tackles (UT-AT-TOT)	vs. WISC	SHST	ULM	MSU	NMST	at AU	at UF	UK	UM	BAMA	at ARK	at A&M	TOTALS
Kwon Alexander	5-3-8	0-1-1	DNP	4-9-13	3-5-8	3-3-6	7-3-10	1-2-3	4-4-8	4-6-10	1-4-5	0-7-7	32-47-79
Kendell Beckwith	0-1-1	2-5-7	0-2-2	2-4-6	2-2-4	5-1-6	3-3-6	3-6-9	3-8-11	3-1-4	2-3-5	4-3-7	29-39-68
Ronald Martin	1-4-5	1-1-2	2-1-3	4-9-13	3-3-6	2-2-4	2-2-4	2-4-6	2-3-5	1-5-6	3-6-9	0-3-3	23-43-66
Danielle Hunter	4-3-7	3-4-7	0-1-1	2-4-6	2-2-4	7-5-12	2-1-3	1-5-6	3-6-9	1-5-6	1-1-2	1-0-1	27-37-64
Jermauria Rasco	2-3-5	1-1-2	1-2-3	1-5-6	1-2-3	2-2-4	3-2-5	1-4-5	2-7-9	2-7-9	3-1-4	2-6-8	21-42-63
Jamal Adams	-	1-4-5	2-2-4	1-3-4	0-5-5	5-2-7	4-0-4	5-3-8	3-2-5	1-1-2	2-2-4	7-1-8	31-25-56
Jalen Mills	2-2-4	2-0-2	1-1-2	1-6-7	2-2-4	5-2-7	1-1-2	2-4-6	0-2-2	0-6-6	4-1-5	3-4-7	23-31-54
Christian LaCouture	1-2-3	0-2-2	0-2-2	1-3-4	0-2-2	3-3-6	0-3-3	0-3-3	0-1-1	0-4-4	1-5-6	0-1-1	6-31-37
D.J. Welter	1-4-5	1-3-4	0-2-2	1-5-6	2-6-8	0-1-1	0-1-1	0-4-4	-	0-1-1	1-0-1	0-2-2	6-29-35
Davon Godchaux	0-1-1	1-2-3	0-3-3	1-2-3	1-3-4	0-1-1	1-4-5	0-2-2	0-3-3	0-3-3	4-1-5	1-0-1	9-25-34
Jalen Collins	4-2-6	2-0-2	1-2-3	1-2-3	-	-	1-0-1	4-0-4	1-0-1	3-3-6	4-1-5	2-0-2	23-10-33
Tre'Davious White	2-1-3	1-1-2	3-1-4	1-1-2	1-1-2	1-0-1	1-0-1	2-1-3	2-1-3	3-1-4	4-1-5	1-1-2	22-10-32
Lamar Louis	1-1-2	0-1-1	DNP	1-0-1	1-2-3	4-5-9	-	-	0-3-3	1-2-3	2-5-7	-	10-19-29
Deion Jones	2-0-2	2-3-5	0-2-2	0-2-2	0-2-2	1-0-1	2-1-3	0-2-2	1-0-1	0-1-1	0-3-3	-	8-16-24
Dwayne Thomas	1-4-5	2-5-7	2-2-4	2-4-6	1-1-2	DNP	DNP	DNP	DNP	DNP	DNP	DNP	8-16-24
Rickey Jefferson	-	0-1-1	2-3-5	1-1-2	1-1-2	2-2-4	1-0-1	1-1-2	3-1-4	2-0-2	-	-	13-10-23
Duke Riley	2-0-2	-	1-7-8	1-1-2	0-3-3	1-0-1	-	0-2-2	-	1-1-2	-	-	6-14-20
Rashard Robinson	DNP	1-0-1	0-2-2	0-3-3	2-0-2	2-1-3	2-1-3	1-1-2	0-1-1	DNP	DNP	DNP	8-9-17
Tashawn Bower	-	-	0-2-2	1-2-3	0-5-5	-	1-0-1	0-2-2	-	0-1-1	-	1-1-2	3-13-16
Deondre Clark	-	0-2-2	0-2-2	-	0-2-2	-	DNP	-	-	0-1-1	0-2-2	-	0-9-9
Quentin Thomas	0-1-1	0-1-1	1-0-1	0-2-2	DNP	DNP	-	0-1-1	0-2-2	0-1-1	-	-	1-8-9
Sione Teuhema	DNP	2-2-4	1-0-1	DNP	-	DNP	DNP	-	0-2-2	-	-	-	3-4-7
Maquedius Bain	DNP	-	-	-	0-2-2	1-0-1	-	-	-	0-2-2	DNP	DNP	1-4-5
Ronnie Feist	DNP	0-2-2	0-2-2	DNP	-	DNP	-	DNP	DNP	DNP	DNP	DNP	0-4-4
Greg Gilmore	DNP	0-1-1	DNP	DNP	1-1-2	DNP	DNP	0-1-1	-	DNP	DNP	-	1-3-4
Frank Herron	DNP	0-1-1	-	DNP	DNP	2-0-2	DNP	-	DNP	DNP	DNP	DNP	2-1-3
Mickey Johnson	DNP	0-1-1	DNP	DNP	0-2-2	DNP	DNP	DNP	DNP	DNP	DNP	DNP	0-3-3
Justin Maclin	DNP	0-2-2	-	DNP	0-1-1	DNP	DNP	-	DNP	DNP	DNP	DNP	0-3-3
Terrence Magee	-	0-1-1	-	-	0-1-1	-	-	-	-	1-0-1	-	-	1-2-3
Lewis Neal	-	1-0-1	-	0-2-2	-	-	-	-	-	-	-	-	1-2-3
Ed Paris	-	0-1-1	-	-	0-1-1	-	0-1-1	-	-	-	-	-	0-3-3
Trent Dominique	-	-	-	-	-	-	-	-	1-0-1	1-0-1	-	-	2-0-2
Reid Ferguson	-	-	0-1-1	-	-	-	-	-	-	-	1-0-1	-	1-1-2
Russell Gage	DNP	1-1-2	DNP	DNP	-	DNP	DNP	DNP	DNP	DNP	DNP	DNP	1-1-2
Donnie Alexander	-	-	-	-	-	-	DNP	-	-	-	-	0-1-1	0-1-1

TFL-Yards	vs. WISC	SHST	ULM	MSU	NMST	at AU	at UF	UK	UM	BAMA	at ARK	at A&M	TOTALS
Danielle Hunter	1.0-5	1.5-6	-	1.0-5	1.0-12	0.5-1	1.0-2	2.0-3	2.0-3	0.5-1	1.5-5	-	12.0-43
Kwon Alexander	2.0-2	-	DNP	-	-	-	1.5-5	-	2.5-3	1.0-9	-	0.5-5	7.5-24
Kendell Beckwith	-	1.0-8	-	1.0-1	-	-	-	1.0-3	1.0-2	-	0.5-3	2.0-7	6.5-24
Jemauria Rasco	0.5-1	1.0-5	1.0-5	-	-	-	0.5-1	0.5-3	1.0-4	-	-	2.0-7	6.5-26
Christian LaCouture	-	0.5-1	0.5-0	-	-	1.5-5	-	-	-	-	1.0-7	0.5-1	4.0-14
Jamal Adams	-	-	-	0.5-1	-	-	-	1.5-2	-	-	-	1.0-3	3.0-6
Jalen Mills	1.0-1	-	-	-	0.5-0	-	-	1.5-3	-	-	-	-	3.0-4
Tre'Davious White	-	-	1.0-1	-	1.0-1	-	-	-	1.0-2	-	-	-	3.0-4
Tashawn Bower	-	-	0.5-1	-	0.5-1	-	-	0.5-0	-	-	-	1.0-4	2.5-6
Deion Jones	-	-	0.5-1	-	0.5-1	-	1.0-1	-	-	-	0.5-2	-	2.5-5
Lamar Louis	-	-	DNP	-	1.0-1	-	-	-	-	-	1.5-1	-	2.5-2
Dwayne Thomas	0.5-1	1.0-3	-	1.0-7	-	DNP	DNP	DNP	DNP	DNP	DNP	DNP	2.5-11
Jalen Collins	-	-	1.0-2	-	-	-	-	-	-	-	-	1.0-3	2.0-5
Sione Teuhema	DNP	2.0-19	-	DNP	-	DNP	DNP	-	-	-	-	-	2.0-19
D.J. Welter	-	1.0-11	-	-	-	-	-	-	-	-	1.0-2	-	2.0-13
Davon Godchaux	-	-	0.5-1	-	-	-	-	-	0.5-1	0.5-1	-	-	1.5-3
Rickey Jefferson	-	-	-	-	-	-	1.0-2	-	0.5-1	-	-	-	1.5-3
Lewis Neal	-	1.0-3	-	0.5-1	-	-	-	-	-	-	-	-	1.5-4
Rashard Robinson	DNP	-	-	-	-	-	-	1.0-6	-	DNP	DNP	DNP	1.0-6
Deondre Clark	-	-	-	-	0.5-0	-	DNP	-	-	-	-	-	0.5-0
Greg Gilmore	DNP	0.5-3	DNP	DNP	-	DNP	DNP	-	-	DNP	DNP	DNP	0.5-3
Justin Maclin	DNP	0.5-1	-	DNP	-	DNP	DNP	-	DNP	DNP	DNP	DNP	0.5-1
Quentin Thomas	-	-	-	-	DNP	DNP	-	-	0.5-1	-	-	-	0.5-1

Sacks-Yards	vs. WISC	SHST	ULM	MSU	NMST	at AU	at UF	UK	UM	BAMA	at ARK	at A&M	TOTALS
Jemauria Rasco	-	1.0-5	1.0-5	-	-	-	-	0.5-3	0.5-3	-	-	1.0-4	4.0-20
Christian LaCouture	-	0.5-1	-	-	-	1.0-5	-	-	-	-	1.0-7	-	2.5-13
Kendell Beckwith	-	1.0-8	-	-	-	-	-	0.5-2	-	-	-	0.5-4	2.0-14
Sione Teuhema	DNP	2.0-19	-	DNP	-	DNP	DNP	-	-	-	-	-	2.0-19
Kwon Alexander	-	-	DNP	-	-	-	-	-	-	1.0-9	-	0.5-5	1.5-14
Danielle Hunter	-	-	-	1.0-5	-	-	-	-	0.5-2	-	-	-	1.5-7
Dwayne Thomas	-	0.5-3	-	1.0-7	-	DNP	DNP	DNP	DNP	DNP	DNP	DNP	1.5-10
Jamal Adams	-	-	-	-	-	-	-	1.0-1	-	-	-	-	1.0-1
D.J. Welter	-	1.0-11	-	-	-	-	-	-	-	-	-	-	1.0-11
Tre'Davious White	-	-	-	-	-	-	-	-	1.0-2	-	-	-	1.0-2
Greg Gilmore	DNP	0.5-3	DNP	DNP	-	DNP	DNP	-	-	DNP	DNP	-	0.5-3
Justin Maclin	DNP	0.5-1	-	DNP	-	DNP	DNP	-	DNP	DNP	DNP	DNP	0.5-1

SPECIAL TEAMS TACKLES

Player	vs. WISC	SHST	ULM	MSU	NMST	at AU	at UF	UK	UM	BAMA	at ARK	at A&M	TOTALS
Jamal Adams	-	1-2-3	0-1-1	1-0-1	1-0-1	0-1-1	-	0-2-2	-	-	-	-	3-6-9
Duke Riley	1-0-1	1-0-1	0-2-2	-	0-1-1	1-0-1	-	-	-	2-0-2	0-1-1	-	5-4-9
Deion Jones	-	-	-	-	0-1-1	1-0-1	1-0-1	0-2-2	1-0-1	-	0-1-1	1-0-1	4-4-8
Rickey Jefferson	-	-	1-1-2	-	-	-	-	1-1-2	1-0-1	-	-	-	3-2-5
Tre'Davious White	-	-	0-1-1	-	-	0-1-1	-	-	-	-	1-0-1	0-1-1	1-3-4
Jalen Collins	0-1-1	-	-	-	-	-	1-0-1	-	-	0-1-1	-	-	1-2-3
Ed Paris	-	-	-	-	0-1-1	-	0-1-1	0-1-1	-	-	-	-	0-3-3
Kendell Beckwith	-	-	1-0-1	-	-	-	1-0-1	-	-	-	-	-	2-0-2
Trent Domingue	-	-	-	-	-	-	-	-	1-0-1	1-0-1	-	-	2-0-2
Reid Ferguson	-	-	1-0-1	-	-	-	-	-	-	-	1-0-1	-	2-0-2
Lamar Louis	-	0-1-1	DNP	-	-	1-0-1	-	-	-	-	-	-	1-1-2
Terrence Magee	-	0-1-1	-	-	1-0-1	-	-	-	-	-	-	-	1-1-2
Dwayne Thomas	0-1-1	-	1-0-1	-	-	DNP	DNP	DNP	DNP	DNP	DNP	DNP	1-1-2
D.J. Welter	-	-	-	-	-	-	-	-	-	-	-	0-2-2	0-2-2
Russell Gage	DNP	1-0-1	DNP	DNP	-	DNP	DNP	DNP	DNP	DNP	DNP	DNP	1-0-1
Cameron Gamble	-	-	-	DNP	-	DNP	DNP	-	DNP	DNP	DNP	1-0-1	1-0-1
Dillon Gordon	-	-	-	1-0-1	-	-	-	-	-	-	-	-	1-0-1
Danielle Hunter	1-0-1	-	-	-	-	-	-	-	-	-	-	-	1-0-1
Tommy LeBeau	DNP	-	DNP	DNP	-	-	0-1-1	-	-	-	DNP	DNP	0-1-1
Darrel Williams	DNP	1-0-1	-	-	-	-	-	-	-	-	-	-	1-0-1

OFFENSIVE LINE SNAPS PLAYED

Player	vs. WISC	SHST	ULM	MSU	NMST	at AU	at UF	UK	UM	BAMA	at ARK	at A&M	TOTALS
La'el Collins	67	55	66	75	47	62	73	60	71	81	56	79	792
Jerald Hawkins	63	55	63	75	45	62	73	60	71	81	56	79	783
Vadal Alexander	67	37	63	75	47	62	73	51	71	81	DNP	79	706
Ethan Pocic	67	38	DNP	58	47	62	73	60	71	81	56	79	692
Elliott Porter	DNP	DNP	66	75	45	62	73	60	70	81	24	DNP	556
Fehoko Fanaika	67	34	59	17	28	-	-	8	-	-	32	-	245
Evan Washington	4	61	22	DNP	6	DNP	DNP	9	1	-	56	79	238
Andy Dodd	DNP	39	9	DNP	26	DNP	DNP	8	DNP	DNP	DNP	DNP	82
K.J. Malone	DNP	22	9	DNP	26	DNP	DNP	8	DNP	DNP	DNP	DNP	65
Jonah Austin	DNP	22	9	DNP	20	DNP	-	8	DNP	DNP	DNP	DNP	59
Josh Boutte	-	22	9	-	16	-	-	8	-	-	-	-	55

OFFENSIVE LINE KNOCKDOWNS

Player	vs. WISC	SHST	ULM	MSU	NMST	at AU	at UF	UK	UM	BAMA	at ARK	at A&M	TOTALS
La'el Collins	5	11.5	8	7	8	5	6	5	9	2.5	4	13.5	84.5
Vadal Alexander	5	3.5	7.5	4.5	5	7	11	5	15.5	2.5	DNP	6.5	73
Ethan Pocic	6	2	DNP	5	11	4	9	6.5	11	3	4	8	69.5
Jerald Hawkins	3	4	3	5	7	2	2	2.5	12	1	0	1.5	43
Elliott Porter	DNP	DNP	4	2	7	5	5	4	10.5	1	2	DNP	40.5
Fehoko Fanaika	4	4	5	-	2	-	-	1	-	-	0	-	16
Evan Washington	-	3	2	DNP	-	DNP	DNP	2	0	-	2	1.5	10.5
Josh Boutte	-	2	1	-	3	-	-	2	-	-	-	-	8
Jonah Austin	DNP	1	-	DNP	3	DNP	-	1	DNP	DNP	DNP	DNP	5
K.J. Malone	DNP	1	-	DNP	4	DNP	DNP	0	DNP	DNP	DNP	DNP	5
Andy Dodd	DNP	1	-	DNP	1	DNP	DNP	1	DNP	DNP	DNP	DNP	3

Game 1

#14 Wisconsin 24
 #13 LSU 28

Aug. 30, 2014
 NRG Stadium
 Houston, Texas
 71,599

F

LSU

RUSHING	Att.	Gain	Lost	Net	TD	Long
Kenny Hilliard	18	111	1	110	1	28
Leonard Fourmette	8	21	3	18	0	5
Terrence Magee	6	9	1	8	0	4
Kendell Beckwith	1	5	0	5	0	5
Trey Quinn	1	2	0	2	0	2
Anthony Jennings	9	19	21	-2	0	7
TEAM	2	0	4	-4	0	0
Brandon Harris	2	0	11	-11	0	0

PASSING	Att.	Comp	Int	Yds	TD	Long	Sacks
Anthony Jennings	21	9	0	239	2	80	2
Brandon Harris	0	0	0	0	0	0	1

RECEIVING	No.	Yds.	TD	Long
Travin Dural	3	151	1	80
John Diarse	2	48	1	36
Kenny Hilliard	2	22	0	12
Trey Quinn	1	11	0	11
Travis Dickson	1	7	0	7

PUNTING	No.	Yds.	Avg.	Long	I20
Jamie Keehn	8	340	42.5	64	5

FIELD GOALS	Att.	Made	Long	KICKS
Colby Delahoussaye	2	2	47	Made: 30, 47

ALL RETURNS	Punts			Kickoffs			Interceptions		
	No.	Yds.	Lg.	No.	Yds.	Lg.	No.	Yds.	Lg.
Tre'Davious White	3	16	9	0	0	0	0	0	0
Ronald Martin	0	0	0	0	0	0	1	8	8
Jalen Mills	0	0	0	0	0	0	1	0	0
Leonard Fourmette	0	0	0	5	117	33	0	0	0

Wisconsin

RUSHING	Att.	Gain	Lost	Net	TD	Long
Melvin Gordon	16	144	4	140	1	63
Corey Clement	15	46	1	45	1	7
Reggie Love	1	45	0	45	1	45
Tanner McEvoy	6	42	2	40	0	22
TEAM	1	0	2	-2	0	0

PASSING	Att.	Comp	Int.	Yds.	TD	Long	Sacks
Tanner McEvoy	24	8	2	50	0	14	0

RECEIVING	No.	Yds.	TD	Long
Alex Erickson	3	33	0	14
Austin Traylor	1	9	0	9
Jordan Fredrick	1	6	0	6
Sam Arneson	1	5	0	5
Reggie Love	1	2	0	2
Kyle Costigan	1	-5	0	0

PUNTING	No.	Yds.	Avg.	Long	I20
Drew Meyer	8	300	37.5	57	1

FIELD GOALS	Att.	Made	Long	KICKS
Rafael Gaglianone	1	1	51	Made: 51

ALL RETURNS	Punts			Kickoffs			Interceptions		
	No.	Yds.	Lg.	No.	Yds.	Lg.	No.	Yds.	Lg.
Kenzel Doe	1	-3	0	2	31	25	0	0	0

Hilliard Along with Fake Punt Helps LSU Rally Past No. 14 Wisconsin, 28-24

Kenny Hilliard, with his powerful running, helped ignite a second-half rally that helped 13th-ranked LSU erase a 24-7 deficit as the Tigers posted one of the biggest comebacks in school history in the 28-24 win over 14th-ranked Wisconsin in the Advocare Texas Kickoff in Houston. Hilliard rushed for 110 yards and scored the game-winning touchdown on a 28-yard run in the fourth quarter. Wisconsin led 17-7 at halftime and then stretched the lead to 24-7 on the opening possession of the third quarter. The Badgers appeared to have the game in hand, stuffing LSU on its first possession of the second half, forcing the Tigers punt. Instead, LSU faked the punt and extended the drive that ultimately led to a 30-yard field goal **Colby Delahoussaye**, pulling the Tigers to within 24-10. The fake punt served as a momentum boost for LSU as from that point on the LSU defense held Wisconsin to only 32 total yards and forced two turnovers on the Badgers' final five possessions of the game. Meanwhile, the LSU offense got on track, scoring on four straight possessions to erase the 17-point deficit. Another Delahoussaye field goal pulled LSU to within 24-13 late in the third quarter before **Anthony Jennings** connected with **John Diarse** on a 36-yard TD and, along with a two-point conversion, got the Tigers within a field goal at 24-21. LSU took the lead for good on its next possession after a **Jalen Mills** interception set up the Tigers at their own 47-yard line. Hilliard ran for 17, 8 and then 28 yards on three straight plays to score the go-ahead TD with 9:41 to go in the contest. A **Ronald Martin** interception ended Wisconsin's next drive and then the Tigers forced the Badgers to a three-and-out on their final possession of the game, allowing LSU to run out the clock. Jennings connected on 9-of-21 passes for 239 yards and a pair of TDs in his second career start. **Travin Dural** led all receivers with three catches for 151 yards, including an 80-yard TD in the first quarter. LB **Kwon Alexander** (8 tackles, 2 TFL) and DE **Danielle Hunter** (7 tackles, 1.0 TFL) led the LSU defense as the Tigers won their 12th straight season opener and won a non-conference regular-season contest for the 46th consecutive time dating back to the 2002 season.

Scoring

	1	2	3	4	F
Wisconsin	10	7	7	0	- 24
LSU	7	0	6	15	- 28

WIS	9:05	1Q	Love 45 yd run (Gaglianone Kick)
WIS	5:07	1Q	Gaglianone 51 yd fg
LSU	4:47	1Q	Dural 80 yd pass from Jennings (Delahoussaye Kick)
WIS	7:36	2Q	Gordon 14 yd run (Gaglianone Kick)
WIS	12:24	3Q	Clement 2 yd run (Gaglianone Kick)
LSU	7:41	3Q	Delahoussaye 30 yd fg
LSU	2:11	3Q	Delahoussaye 47 yd fg
LSU	12:08	4Q	Diarse 36 yd pass from Jennings (Quinn pass from Jennings)
LSU	9:41	4Q	Hilliard 28 yd run (Delahoussaye Kick)

Team Stats

	WISC	LSU
FIRST DOWNS	14	17
RUSHING	10	8
PASSING	3	8
PENALTY	1	1
RUSHING ATTEMPTS	39	47
YARDS GAINED RUSHING	277	167
YARDS LOST RUSHING	9	41
NET YARDS RUSHING	268	126
NET YARDS PASSING	50	239
PASSES ATTEMPTED	24	21
PASSES COMPLETED	8	9
HAD INTERCEPTED	2	0
TOTAL OFFENSIVE PLAYS	63	68
TOTAL NET YARDS	318	365
AVERAGE GAIN PER PLAY	5.0	5.4
FUMBLES/LOST	1/0	2/1
PENALTIES/YARDS	3/26	7/50
INTERCEPTIONS/YARDS	0/0	2/8
PUNTS/YARDS	8/300	8/340
AVERAGE PER PUNT	37.5	42.5
PUNT RETURNS/YARDS	1/-3	3/16
KICKOFF RETURNS/YARDS	2/31	5/117
POSSESSION TIME	28:14	31:46
THIRD-DOWN CONVERSIONS	4/15	6/17
FOURTH-DOWN CONVERSIONS	1/1	1/1
SACKS BY	3/17	0/0

Game 2

Sam Houston State **0**
 #12 LSU **56**

Sept. 6, 2014
 Tiger Stadium
 Baton Rouge, La.
 100,338

F

LSU

RUSHING	Att.	Gain	Lost	Net	TD	Long
Leonard Fournette	13	92	0	92	1	40
Darrel Williams	14	66	1	65	1	17
Kenny Hilliard	11	55	0	55	1	9
Brandon Harris	5	62	9	53	1	46
Anthony Jennings	8	52	9	43	0	19
Terrence Magee	6	27	0	27	0	7
TEAM	1	0	1	-1	0	0

PASSING	Att.	Comp	Int	Yds	TD	Long	Sacks
Anthony Jennings	13	7	0	188	3	94	0
Brandon Harris	5	4	0	62	1	22	1

RECEIVING	No.	Yds.	TD	Long
Travin Dural	3	140	3	94
Leonard Fournette	2	32	0	17
John Diarse	2	29	0	22
Trey Quinn	2	26	0	14
Malachi Dupre	2	23	1	15

PUNTING	No.	Yds.	Avg.	Long	I20
Jamie Keehn	4	175	43.8	56	3

FIELD GOALS	Att.	Made	Long	KICKS
None				

ALL RETURNS	Punts			Kickoffs			Intercepted		
	No.	Yds.	Lg.	No.	Yds.	Lg.	No.	Yds.	Lg.
Tre'Davious White	3	40	30	0	0	0	0	0	0
Leonard Fournette	0	0	0	1	22	22	0	0	0
Rickey Jefferson	0	0	0	0	0	0	1	18	18
Dwayne Thomas	0	0	0	0	0	0	1	0	0

Sam Houston State

RUSHING	Att.	Gain	Lost	Net	TD	Long
Donavan Williams	9	29	0	29	0	7
Ridgeway Frank	3	18	1	17	0	9
Jalen Overstreet	5	17	0	17	0	9
Jared Johnson	10	35	18	17	0	10
Keshawn Hill	5	11	8	3	0	5
Don King III	4	0	33	-33	0	0

PASSING	Att.	Comp	Int.	Yds.	TD	Long	Sacks
Jared Johnson	25	8	2	142	0	48	3
Don King III	3	1	0	14	0	14	4

RECEIVING	No.	Yds.	TD	Long
Yedidiah Louis	4	102	0	48
Keshawn Hill	3	24	0	11
LaDarius Brown	1	16	0	16
Rickey Smith	1	14	0	14

PUNTING	No.	Yds.	Avg.	Long	I20
Lachlan Edwards	9	398	44.2	52	2

FIELD GOALS	Att.	Made	Long	KICKS
None				

ALL RETURNS	Punts			Kickoffs			Intercepted		
	No.	Yds.	Lg.	No.	Yds.	Lg.	No.	Yds.	Lg.
Trenier Orr	2	2	2	0	0	0	0	0	0
Keshawn Hill	0	0	0	3	79	32	0	0	0
Ridgeway Frank	0	0	0	1	14	14	0	0	0

Big Plays Help LSU To 56-0 Win Over Sam Houston State

Travin Dural scored three touchdowns, including a school-record 94-yard reception on the first offensive play of the game for LSU as the 12th-ranked Tigers pitched their first shutout since 2010 with a 56-0 win over Sam Houston State. LSU had little trouble with the Bearkats, limiting Sam Houston State to just 14 first downs and 206 total yards of offense. Sam Houston State came into the game averaging over 600 yards and 43 points a game. LSU scored touchdowns on its first five possessions of the game, building a 35-0 lead at halftime. Dural scored on a 28-yard TD reception from **Anthony Jennings** on LSU's second possession, then freshman **Leonard Fournette** scored his first career TD on a 4-yard run to give the Tigers a 20-0 first quarter advantage. Dural's third TD reception came early in the second quarter on an 18-yard pass from Jennings, running the score to 27-0. Rookie quarterback **Brandon Harris** scampered 46 yards for a TD midway through the second quarter to extend the advantage to 35-0. Four true freshmen scored TDs for LSU as **Darrel Williams** and **Malachi Dupre** each found the endzone in the second half. For the game, LSU racked up 584 total yards of offense with 334 yards coming on the ground. Fournette led LSU with 92 yards and a TD on 13 carries, while Williams added 65 yards and a score, and **Kenny Hilliard** had 55 yards and a touchdown. Jennings connected on 7-of-13 passes for 188 yards and 3 TDs, while Harris came off the bench to complete 4-of-5 passes for 62 yards and a score. Dural led LSU with three catches for 140 yard and three TDs. **Danielle Hunter**, **Kendell Beckwith** and **Dwayne Thomas** all had seven tackles for the Tiger defense, while **Rickey Jefferson** and Thomas each intercepted passes as LSU ran its home winning streak to 10 straight. Nine of Sam Houston's 14 possessions ended with a punt and three were stopped with a turnover, including the Jefferson interception that halted a drive at the LSU 5-yard line.

Scoring

	1	2	3	4	F
Sam Houston	0	0	0	0	- 0
LSU	20	15	7	14	- 56

LSU	13:32	1Q	Dural 94 yd pass from Jennings (Delahoussaye kick failed)
LSU	10:23	1Q	Dural 28 yd pass from Jennings (Delahoussaye kick)
LSU	3:56	1Q	Fournette 4 yd run (Delahoussaye kick)
LSU	13:28	2Q	Dural 18 yd pass from Jennings (Delahoussaye kick)
LSU	8:15	2Q	Harris 46 yd run (Hilliard rush)
LSU	7:11	3Q	Williams 1 yd run (Delahoussaye kick)
LSU	13:08	4Q	Dupre 8 yd pass from Harris (Delahoussaye kick)
LSU	10:25	4Q	Hilliard 2 yd run (Delahoussaye kick)

Team Stats

	SHST	LSU
FIRST DOWNS	14	27
RUSHING	5	15
PASSING	6	10
PENALTY	3	2
RUSHING ATTEMPTS	36	58
YARDS GAINED RUSHING	110	354
YARDS LOST RUSHING	60	20
NET YARDS RUSHING	50	334
NET YARDS PASSING	156	250
PASSES ATTEMPTED	28	18
PASSES COMPLETED	9	11
HAD INTERCEPTED	2	0
TOTAL OFFENSIVE PLAYS	64	76
TOTAL NET YARDS	206	584
AVERAGE GAIN PER PLAY	3.2	7.7
FUMBLES/LOST	1/1	4/1
PENALTIES/YARDS	2/30	6/60
INTERCEPTIONS/YARDS	0/0	2/18
PUNTS/YARDS	9/398	4/175
AVERAGE PER PUNT	44.2	43.8
PUNT RETURNS/YARDS	2/2	3/40
KICKOFF RETURNS/YARDS	4/93	1/22
POSSESSION TIME	24:57	35:03
THIRD-DOWN CONVERSIONS	3/14	8/12
FOURTH-DOWN CONVERSIONS	0/2	0/0
SACKS BY	1/4	7/51

Game 3

ULM
#10 LSU

0
31

Sept. 13, 2014
Tiger Stadium
Baton Rouge, La.
101,194

F

LSU

RUSHING	Att.	Gain	Lost	Net	TD	Long
Leonard Fournette	10	54	2	52	1	24
Kenny Hilliard	12	50	0	50	1	7
Terrence Magee	12	45	2	43	0	12
Darrel Williams	7	37	0	37	2	22
Anthony Jennings	7	34	14	20	0	22
Brandon Harris	2	11	0	11	0	8
Trey Quinn	1	9	0	9	0	9
TEAM	1	0	3	-3	0	0

PASSING	Att.	Comp	Int	Yds	TD	Long	Sacks
Anthony Jennings	18	11	1	139	0	32	2
Brandon Harris	2	1	0	14	0	14	0

RECEIVING	No.	Yds.	TD	Long
Travin Dural	6	79	0	32
John Diarse	2	39	0	23
Trey Quinn	2	12	0	10
Leonard Fournette	1	20	0	20
Kenny Hilliard	1	3	0	3

PUNTING	No.	Yds.	Avg.	Long	I20
Jamie Keehn	5	239	47.8	59	2

FIELD GOALS	Att.	Made	Long	KICKS
Colby Delahoussaye	1	1	21	Made: 21

ALL RETURNS	Punts			Kickoffs			Intercepted		
	No.	Yds.	Lg.	No.	Yds.	Lg.	No.	Yds.	Lg.
Tre'Davious White	4	31	26	0	0	0	0	0	0
Leonard Fournette	0	0	0	1	40	40	0	0	0

ULM

RUSHING	Att.	Gain	Lost	Net	TD	Long
Centarius Donald	10	24	0	24	0	6
Tyler Cain	4	2	4	-2	0	2
Pete Thomas	4	2	8	-6	0	2

PASSING	Att.	Comp	Int.	Yds.	TD	Long	Sacks
Pete Thomas	30	16	0	77	0	12	1

RECEIVING	No.	Yds.	TD	Long
Rashon Ceaser	6	35	0	10
Harley Scioneaux	3	15	0	8
Centarius Donald	2	9	0	5
Tyler Cain	2	-1	0	0
Kenzee Jackson	1	12	0	12
Ajalen Holley	1	5	0	5
Alec Osborne	1	2	0	2

PUNTING	No.	Yds.	Avg.	Long	I20
Justin Manton	10	402	40.2	56	3

FIELD GOALS	Att.	Made	Long	KICKS
None				

ALL RETURNS	Punts			Kickoffs			Intercepted		
	No.	Yds.	Lg.	No.	Yds.	Lg.	No.	Yds.	Lg.
Rashon Ceaser	2	6	6	0	0	0	0	0	0
Tyler Cain	0	0	0	2	31	17	0	0	0
Kaylon Watson	0	0	0	1	20	20	0	0	0
Mitch Lane	0	0	0	0	0	0	1	0	0

LSU "D" Dominant in 31-0 Win Over ULM

LSU's defense extended its scoreless streak to nine straight quarters and 31 consecutive possessions as the Tigers rolled to a 31-0 win over ULM. The win was the 48th straight for LSU in non-conference regular season games and the 400th overall in Tiger Stadium for the Tigers. The shutout was the second straight for LSU, the first time the Tigers have pitched back-to-back shutouts since 1985. It was also the sixth straight win overall and the 11th consecutive victory in Tiger Stadium for LSU. Since falling behind to Wisconsin 24-7 in the third quarter of the season opener, LSU has now outscored its opponents 108-0. LSU limited the Warhawks to just six first downs and 93 yards of total offense (16 rushing, 77 passing). The Tigers got all the points they would need late in the first quarter when **Colby Delahoussaye** kicked a 21-yard field goal for a 3-0 LSU advantage. **Darrel Williams** scored on a 22-yard run on LSU's next possession for a 10-0 lead early in the second quarter. The score remained that way until midway through the third quarter when Williams scored on a 1-yard run, extending the margin to 17-0. **Leonard Fournette** and **Kenny Hilliard** added rushing TDs in the second half to cap the scoring for the Tigers. Fournette led LSU with 52 yards rushing, while Hilliard added 50 yards and **Terrence Magee** 40 yards for the Tigers, which finished with 219 yards and 4 TDs on the ground. **Anthony Jennings** connected on 11-of-18 passes for 139 yards with **Travin Dural** being his top target with six catches for 79 yards. **Duke Riley**, in his first career start, led the LSU defense with 8 tackles.

Scoring

	1	2	3	4	F
ULM	0	0	0	0	- 0
LSU	3	7	14	7	- 31

LSU	3:20	1Q	Delahoussaye 21 yd field goal
LSU	13:11	2Q	Williams 22 yd run (Delahoussaye Kick)
LSU	7:22	3Q	Williams 1 yd run (Delahoussaye Kick)
LSU	3:26	3Q	Fournette 24 yd run (Delahoussaye Kick)
LSU	12:19	4Q	Hilliard 4 yd run (Delahoussaye Kick)

Team Stats

	ULM	LSU
FIRST DOWNS	6	22
RUSHING	0	14
PASSING	5	7
PENALTY	1	1
RUSHING ATTEMPTS	18	52
YARDS GAINED RUSHING	28	240
YARDS LOST RUSHING	12	21
NET YARDS RUSHING	16	219
NET YARDS PASSING	77	153
PASSES ATTEMPTED	30	20
PASSES COMPLETED	16	12
HAD INTERCEPTED	0	1
TOTAL OFFENSIVE PLAYS	48	72
TOTAL NET YARDS	93	372
AVERAGE GAIN PER PLAY	1.9	5.2
FUMBLES/LOST	1/1	0/0
PENALTIES/YARDS	5/45	6/54
INTERCEPTIONS/YARDS	1/0	0/0
PUNTS/YARDS	10/402	5/239
AVERAGE PER PUNT	40.2	47.8
PUNT RETURNS/YARDS	2/6	4/31
KICKOFF RETURNS/YARDS	3/51	1/40
POSSESSION TIME	25:02	34:58
THIRD-DOWN CONVERSIONS	4/14	7/14
FOURTH-DOWN CONVERSIONS	0/0	1/1
SACKS BY	2/12	1/5

Game 4

Mississippi State **34**
#8 LSU **29**

Sept. 20, 2014
Tiger Stadium
Baton Rouge, La.
102,321

F

LSU

RUSHING	Att.	Gain	Lost	Net	TD	Long
Leonard Fournette	7	38	0	38	0	20
Kenny Hilliard	9	31	1	30	1	9
Brandon Harris	2	19	0	19	0	12
Anthony Jennings	11	29	23	6	0	9
Darrel Williams	2	4	0	4	0	4
Terrence Magee	2	4	0	4	0	2
Travin Dural	1	0	5	-5	0	0
TEAM	2	0	7	-7	0	0

PASSING	Att.	Comp	Int	Yds	TD	Long	Sacks
Anthony Jennings	26	13	0	157	0	49	3
Brandon Harris	9	6	1	140	2	31	0
Terrence Magee	1	1	0	44	0	44	0

RECEIVING	No.	Yds.	TD	Long
Travin Dural	6	124	0	49
Malachi Dupre	4	120	2	44
Terrence Magee	4	29	0	13
Darrel Williams	2	38	0	25
Trey Quinn	2	24	0	19
Travis Dickson	1	5	0	5
Leonard Fournette	1	1	0	1

PUNTING	No.	Yds.	Avg.	Long	I20
Jamie Keehn	8	409	51.1	62	3

FIELD GOALS	Att.	Made	Long	KICKS
Colby Delahoussaye	1	1	30	Made: 30

ALL RETURNS	Punts			Kickoffs			Intercepted		
	No.	Yds.	Lg.	No.	Yds.	Lg.	No.	Yds.	Lg.
Leonard Fournette	0	0	0	3	60	27	0	0	0

Mississippi State

RUSHING	Att.	Gain	Lost	Net	TD	Long
Josh Robinson	16	197	0	197	1	66
Dak Prescott	22	118	13	105	1	56
Ashton Shumpert	3	10	0	10	0	5
Nick Griffin	4	9	2	7	0	7
Jameon Lewis	2	7	0	7	0	7
Brandon Holloway	1	0	0	0	0	0
TEAM	1	0	24	-24	0	0

PASSING	Att.	Comp	Int.	Yds.	TD	Long	Sacks
Dak Prescott	24	15	0	268	2	74	2

RECEIVING	No.	Yds.	TD	Long
Jameon Lewis	5	116	1	74
De'Runnya Wilson	4	91	1	44
Gabe Myles	4	32	0	16
Malcolm Johnson	1	25	0	25
Josh Robinson	1	4	0	4

PUNTING	No.	Yds.	Avg.	Long	I20
Devon Bell	6	243	40.5	44	2

FIELD GOALS	Att.	Made	Long	KICKS
Evan Sobiesk	2	2	28	Made: 27, 28

ALL RETURNS	Punts			Kickoffs			Intercepted		
	No.	Yds.	Lg.	No.	Yds.	Lg.	No.	Yds.	Lg.
Jamoral Graham	2	35	21	0	0	0	0	0	0
Will Redmond	0	0	0	0	0	0	1	0	0

Late Rally Comes Up Short As LSU Falls to Mississippi State, 34-29

A furious fourth quarter rally came up short as LSU saw its 14-game winning streak over Mississippi State come to an end with a 34-29 setback to the Bulldogs in Tiger Stadium. The win was the first over LSU for the Bulldogs since 1999 and the first in Tiger Stadium for Mississippi State since 1991. Despite falling behind 34-10 early in the fourth quarter following a Mississippi State field goal, LSU had the ball inside the Bulldog 49-yard line with seven seconds left and a shot at a game-winning "Hail Mary" pass. The Tigers fell just short as **Brandon Harris'** pass was intercepted at the 1-yard line to end the game. LSU outscored the Bulldogs 19-0 over the final 12 minutes of the contest to get to within 34-29. Down 34-10, LSU strung together three straight TD drives, including two in a 28-second span, in the fourth quarter. **Kenny Hilliard** scored on a 1-yard run to get LSU to within 34-16. Harris connected with **Malachi Dupre** on a 31-yard TD pass with 1:55 to go to make it 34-22. Following a Mississippi State turnover, LSU needed just 15 seconds and two plays to score again, another Harris-to-Dupre TD pass, to make it 34-29. LSU forced Mississippi State to punt on its next possession, taking over with 20 seconds left at its own 20-yard line. Harris got LSU inside the MSU 50-yard line before his last-second heave fell short. MSU scored the first 17 points of the game and led 17-3 at halftime. LSU's **Danielle Hunter** pulled the Tigers to within 17-10 just 12 seconds into the second half when he picked up a fumble and ran 25 yards for a touchdown. MSU responded with two big scoring plays – a 56-yard run and a 74-yard pass – to stretch the margin to 31-10 midway through the third quarter. It stayed that way until MSU tacked on a field goal 11 seconds into the fourth quarter. For the game, MSU tallied 570 yards (302 rushing, 268 passing), while LSU managed 430 yards (89 rushing, 341 passing). **Anthony Jennings** connected on 13-of-26 passes for 157 yards, while Harris completed 6-of-9 for 140 yards and 2 scores. **Travin Dural** led LSU with 6 receptions for 124 yards, while Dupre had four catches for 120 yard and 2 TDs.

Scoring

	1	2	3	4	F
Mississippi State	14	3	14	3	- 34
LSU	0	3	7	19	- 29

MSU	10:47	1Q	Wilson 9 yd pass from Prescott (Sobiesk kick)
MSU	0:45	1Q	Robinson 3 yd run (Sobiesk kick)
MSU	9:26	2Q	Sobiesk 27 yd field goal
LSU	1:20	2Q	Delahoussaye 30 yd field goal
LSU	14:48	3Q	Hunter 25 yd fumble recovery (Delahoussaye kick)
MSU	12:44	3Q	Prescott 56 yd run (Sobiesk kick)
MSU	9:35	3Q	Lewis 74 yd pass from Prescott (Sobiesk kick)
MSU	14:49	4Q	Sobiesk 28 yd field goal
LSU	12:34	4Q	Hilliard 1 yd run (Jennings rush failed)
LSU	1:55	4Q	Dupre 31 yd pass from Harris (Harris rush failed)
LSU	1:27	4Q	Dupre 30 yd pass from Harris (Delahoussaye kick)

Team Stats

	MSU	LSU
FIRST DOWNS	23	20
RUSHING	14	6
PASSING	9	13
PENALTY	0	1
RUSHING ATTEMPTS	49	36
YARDS GAINED RUSHING	341	125
YARDS LOST RUSHING	39	36
NET YARDS RUSHING	302	89
NET YARDS PASSING	268	341
PASSES ATTEMPTED	24	36
PASSES COMPLETED	15	20
HAD INTERCEPTED	0	1
TOTAL OFFENSIVE PLAYS	73	72
TOTAL NET YARDS	570	430
AVERAGE GAIN PER PLAY	7.8	6.0
FUMBLES/LOST	3/2	2/0
PENALTIES/YARDS	6/41	3/28
INTERCEPTIONS/YARDS	1/0	0/0
PUNTS/YARDS	6/243	8/409
AVERAGE PER PUNT	40.5	51.1
PUNT RETURNS/YARDS	2/35	0/0
KICKOFF RETURNS/YARDS	0/0	3/60
POSSESSION TIME	29:56	30:04
THIRD-DOWN CONVERSIONS	5/14	2/13

Game 5

New Mexico State **7**
#17/18 LSU **63**

Sept. 27, 2014
Tiger Stadium
Baton Rouge, La.
101,987

F

LSU

RUSHING	Att.	Gain	Lost	Net	TD	Long
Leonard Fournette	18	122	0	122	2	17
Terrence Magee	8	62	0	62	1	23
Darrel Williams	10	59	0	59	0	13
Kenny Hilliard	7	53	0	53	0	26
Brandon Harris	5	36	0	36	2	21
Miquel James	2	24	0	24	0	19
Anthony Jennings	3	18	9	9	0	9
Team	1	0	2	-2	0	0

PASSING	Att.	Comp	Int	Yds	TD	Long	Sacks
Brandon Harris	14	11	0	178	3	33	0
Anthony Jennings	5	2	2	11	0	7	1
Brad Kragthorpe	1	1	0	11	0	11	0

RECEIVING	No.	Yds.	TD	Long
Malachi Dupre	3	54	1	27
Trey Quinn	3	46	0	27
Travin Dural	3	40	1	22
Leonard Fournette	1	33	0	33
Darrel Williams	1	11	0	11
John Diarse	1	9	0	9
Terrence Magee	1	4	0	4
Melvin Jones	1	3	1	3

PUNTING	No.	Yds.	Avg.	Long	I20
Jamie Keehn	3	143	47.7	57	0

FIELD GOALS
None

ALL RETURNS	Punts			Kickoffs			Intercepted		
	No.	Yds.	Lg.	No.	Yds.	Lg.	No.	Yds.	Lg.
Tre'Davious White	2	17	12	0	0	0	1	0	0
Trey Quinn	1	7	7	0	0	0	0	0	0
Kendell Beckwith	0	0	0	0	0	0	1	29	29

New Mexico State

RUSHING	Att.	Gain	Lost	Net	TD	Long
Andrew Allen	5	113	0	113	1	79
Xavier Hall	13	34	1	33	0	7
Tyler Rogers	5	27	3	24	0	8
Marquette Washington	6	19	1	18	0	5
Brandon Betancourt	7	10	0	10	0	3
Adam Shapiro	1	0	26	-26	0	0

PASSING	Att.	Comp	Int.	Yds.	TD	Long	Sacks
Tyler Rogers	31	14	2	86	0	23	0
Andrew Allen	2	2	0	16	0	10	0

RECEIVING	No.	Yds.	TD	Long
Teldrick Morgan	5	44	0	23
Adam Shapiro	3	15	0	9
Rayvean Moore	2	15	0	9
Joseph Matthews	2	14	0	10
Joshua Bowen	2	14	0	15
Andrew Dean	1	0	0	0
Brandon Betancourt	1	0	0	0

PUNTING	No.	Yds.	Avg.	Long	I20
Stephen Witkowski	10	381	38.1	54	2

FIELD GOALS
Maxwell Johnson
1 0 0 Missed: 40

ALL RETURNS	Punts			Kickoffs			Intercepted		
	No.	Yds.	Lg.	No.	Yds.	Lg.	No.	Yds.	Lg.
Teldrick Morgan	2	7	5	1	21	21	0	0	0
Cassius Corley	0	0	0	0	0	0	1	0	0
Kawe Johnson	0	0	0	0	0	0	1	0	0

Harris and Fournette Power LSU Past New Mexico State, 63-7

Leonard Fournette rushed for a career-high 122 yards and 2 TDs, while Brandon Harris came off the bench to direct LSU on seven consecutive touchdown drives as the 17th-ranked Tigers overpowered New Mexico State, 63-7. LSU improved to 4-1 overall with the win as the Tigers stretched their non-conference regular season winning streak to 49 straight. The win was also the 99th at LSU for head coach Les Miles. Harris took over at quarterback for Anthony Jennings (2-of-5, 11 yards, 2 interceptions) and immediately ignited a sputtering offense, guiding LSU on scoring drives of 80, 62, 70, and 3 yards to give the Tigers a 42-7 advantage at halftime. Fournette scored on runs of 17 and 5 yards in the second quarter, while Harris hit Malachi Dupre with a 27-yard pass and Melvin Jones with a 3-yard pass to complete the first half scoring for the Tigers. Harris connected with Travin Dural on a 10-yard pass on LSU's opening possession of the second half to stretch the lead to 49-7. Harris added TD runs of 1 and 2 yards to round out the scoring for the Tigers and LSU racked up 563 total yards of offense (363 rushing, 200 passing). LSU's defense, minus one play, had another outstanding game, limiting the Aggies to 13 first downs and 274 total yards (172 rushing, 102 passing). New Mexico State's only points came on a 79-yard run by QB Andrew Allen in the second quarter. LSU's defense scored for the second straight contest as LB Kendell Beckwith intercepted a pass and raced 29 yards for a TD in the first quarter. LSU won despite turning the ball over on four of its six first quarter possessions. LSU's defense forced four turnovers in the contest (2 interceptions, 2 fumbles). For the game, Harris completed 11-of-14 passes for 178 yards and 3 scores. He also rushed for 36 yards and a pair of TDs. Terrence Magee had his best game of the season, rushing for 62 yards and a TD. Darrel Williams (59 yards) and Kenny Hilliard (53 yards) were the other leaders in the rushing attack for LSU. Dupre led LSU with 54 yards on 3 catches, while Trey Quinn had three receptions for 46 yards and Dural three for 40 yards. Kwon Alexander (8 tackles) and D.J. Welter (8 tackles, 1 fumble recovery, 1 QB hurry) led the Tiger defense.

Scoring

	1	2	3	4	F
NMSU	0	7	0	0	-7
LSU	14	28	14	7	-63

LSU	2:07	1Q	Magee 11 yd run (Delahoussaye kick)
LSU	0:19	1Q	Beckwith 29 yd INT. return (Delahoussaye kick)
LSU	5:52	2Q	Fournette 17 yd run (Delahoussaye kick)
LSU	4:06	2Q	Dupre 27 yd pass from Harris (Delahoussaye kick)
NMSU	3:14	2Q	Allen 79 yd run (Johnson kick)
LSU	1:49	2Q	Fournette 5 yd run (Delahoussaye kick)
LSU	0:56	2Q	M. Jones 3 yd pass from Harris (Delahoussaye kick)
LSU	10:18	3Q	Dural 10 yd pass from Harris (Delahoussaye kick)
LSU	1:48	3Q	Harris 1 yd run (Delahoussaye kick)
LSU	12:40	4Q	Harris 2 yd run (Delahoussaye kick)

Team Stats

	NMSU	LSU
FIRST DOWNS	13	29
RUSHING	7	20
PASSING	5	8
PENALTY	1	1
RUSHING ATTEMPTS	37	54
YARDS GAINED RUSHING	203	374
YARDS LOST RUSHING	31	11
NET YARDS RUSHING	172	363
NET YARDS PASSING	102	200
PASSES ATTEMPTED	33	20
PASSES COMPLETED	16	14
HAD INTERCEPTED	2	2
TOTAL OFFENSIVE PLAYS	70	74
TOTAL NET YARDS	274	563
AVERAGE GAIN PER PLAY	3.9	7.6
FUMBLES/LOST	4/2	2/2
PENALTIES/YARDS	5/35	5/35
INTERCEPTIONS/YARDS	2/0	2/29
PUNTS/YARDS	10/381	3/143
AVERAGE PER PUNT	38.1	47.7
PUNT RETURNS/YARDS	2/7	3/24
KICKOFF RETURNS/YARDS	1/21	0/0
POSSESSION TIME	24:43	35:17
THIRD-DOWN CONVERSIONS	4/17	3/6
FOURTH-DOWN CONVERSIONS	0/0	0/0
SACKS BY	1/9	0/0

Game 6

#15 LSU
#5 Auburn

7
41

Oct. 4, 2014
Jordan-Hare Stadium
Auburn, Ala.
87,451

F

LSU

RUSHING	Att.	Gain	Lost	Net	TD	Long
Leonard Fournette	10	45	3	42	0	10
Brandon Harris	8	46	10	36	0	32
Terrence Magee	8	25	2	23	0	8
Darrel Williams	4	23	4	19	0	14
Kenny Hilliard	4	11	0	11	1	6
Anthony Jennings	2	9	2	7	0	9

PASSING	Att.	Comp	Int	Yds	TD	Long	Sacks
Brandon Harris	14	3	0	58	0	52	1
Anthony Jennings	10	5	0	84	0	40	0

RECEIVING	No.	Yds.	TD	Long
John Diarse	2	40	0	37
Darrel Williams	2	6	0	3
Malachi Dupre	1	52	0	52
Travin Dural	1	40	0	40
Travis Dickson	1	6	0	6
Trey Quinn	1	-2	0	0

PUNTING	No.	Yds.	Avg.	Long	I20
Jamie Keehn	8	338	42.2	48	1

FIELD GOALS	Att.	Made	Long	KICKS
None				

ALL RETURNS	Punts			Kickoffs			Intercepted		
	No.	Yds.	Lg.	No.	Yds.	Lg.	No.	Yds.	Lg.
Tre'Davious White	1	10	10	0	0	0	0	0	0
Leonard Fournette	0	0	0	2	44	24	0	0	0

Auburn

RUSHING	Att.	Gain	Lost	Net	TD	Long
Cameron Artis-Payne	24	127	1	126	0	34
Nick Marshall	16	124	5	119	2	29
Corey Grant	4	29	0	29	1	16
Roc Thomas	3	16	0	16	0	11
Peyton Barber	1	5	0	5	0	5
Quan Bray	1	3	0	3	0	3

PASSING	Att.	Comp	Int.	Yds.	TD	Long	Sacks
Nick Marshall	22	14	0	207	2	56	1
Jeremy Johnson	3	3	0	61	0	38	0

RECEIVING	No.	Yds.	TD	Long
Sammie Coates	4	144	1	56
Cameron Artis-Payne	3	35	0	19
D'haquille Williams	2	28	0	26
Quan Bray	2	22	0	19
C.J. Uzomah	2	10	1	9
Tony Stevens	1	22	0	22
Ricardo Louis	1	4	0	4
Marcus Davis	1	2	0	2
Stanton Truitt	1	1	0	1

PUNTING	No.	Yds.	Avg.	Long	I20
Daniel Carlson	3	122	40.7	45	1
Jimmy Hutchinson	1	29	29.0	29	1

FIELD GOALS	Att.	Made	Long	KICKS
Daniel Carlson	2	2	46	Made: 46, 42

ALL RETURNS	Punts			Kickoffs			Intercepted		
	No.	Yds.	Lg.	No.	Yds.	Lg.	No.	Yds.	Lg.
Quan Bay	3	15	13	0	0	0	0	0	0
Corey Grant	0	0	0	1	27	27	0	0	0

Auburn Uses High-Powered Offense to Beat LSU, 41-7

Auburn quarterback Nick Marshall ran for two touchdowns and threw for two TDs as No. 5 Auburn beat 15th-ranked LSU, 41-7, in Jordan-Hare Stadium. The win was the first for Auburn over LSU since a 2010 victory. Auburn scored the first four times it touched the football, building a 31-7 lead at halftime. Trailing 17-0, LSU got its only points of the game on a 1-yard TD run by **Kenny Hilliard**. Hilliard's TD was setup on a 52-yard pass from **Brandon Harris** to **Malachi Dupre** that gave the Tigers the ball at the 1-yard line. LSU scored on its next play to pull to within 17-7 late in the first quarter. Auburn responded with a TD on the ensuing possession to stretch the margin to 24-7. Auburn tacked on a touchdown late in the second quarter on a 29-yard run by Marshall to extend the lead to 31-7. LSU limited Auburn to just 10 points in the second half. Harris, a true freshman, made his first career start for LSU, completing 3-of-14 passes for 58 yards. He also rushed for 36 yards on eight carries. **Leonard Fournette** led the LSU offense with 42 yards rushing, while **John Diarse** caught 2 passes for 40 yards and Dupre one pass for 52 yards. For the game, LSU had 282 yards of total offense and was hampered by going 0-for-13 on third-down conversions. LSU had four possessions inside the Auburn 30-yard line that ended with no points. Auburn, on the other hand, racked up 566 total yards, and they converted on 6-of-12 third-down opportunities. Defensively, DE **Danielle Hunter** led LSU with a career-best 12 tackles, while LB **Lamar Louis** had nine stops. LSU dropped to 4-2 overall and 0-2 in the SEC with the loss, while Auburn improved to 5-0 overall and 2-0 in league play.

Scoring

	1	2	3	4	F
LSU	7	0	0	0	-7
Auburn	17	14	3	7	-41

AU	10:16	1Q	Carlson 46 yd field goal
AU	7:05	1Q	Coates 56 yd pass from Marshall (Carlson kick)
AU	3:38	1Q	Marshall 7 yd run (Carlson kick)
LSU	1:24	1Q	Hilliard 1 yd run (Delahoussaye kick)
AU	14:27	2Q	Uzomah 9 yd pass from Marshall (Carlson kick)
AU	2:12	2Q	Marshall 29 yd run (Carlson kick)
AU	7:33	3Q	Carlson 42 yd field goal
AU	8:44	4Q	Grant 12 yd run (Carlson kick)

Team Stats

	LSU	AU
FIRST DOWNS	13	25
RUSHING	6	15
PASSING	3	9
PENALTY	4	1
RUSHING ATTEMPTS	36	49
YARDS GAINED RUSHING	159	304
YARDS LOST RUSHING	21	6
NET YARDS RUSHING	138	298
NET YARDS PASSING	142	268
PASSES ATTEMPTED	24	25
PASSES COMPLETED	8	17
HAD INTERCEPTED	0	0
TOTAL OFFENSIVE PLAYS	60	74
TOTAL NET YARDS	280	566
AVERAGE GAIN PER PLAY	4.7	7.6
FUMBLES/LOST	2/0	1/1
PENALTIES/YARDS	5/31	7/80
INTERCEPTIONS/YARDS	0/0	0/0
PUNTS/YARDS	8/338	4/151
AVERAGE PER PUNT	42.2	37.8
PUNT RETURNS/YARDS	1/10	3/15
KICKOFF RETURNS/YARDS	2/44	1/27
POSSESSION TIME	27:29	32:31
THIRD-DOWN CONVERSIONS	0/13	6/12
FOURTH-DOWN CONVERSIONS	1/4	0/0
SACKS BY	1/5	1/5

Game 7

LSU
Florida

30
27

Oct. 11, 2014
Ben Hill Griffin Stadium
Gainesville, Fla.
88,014

F

LSU

RUSHING	Att.	Gain	Lost	Net	TD	Long
Leonard Fournette	27	143	3	140	2	20
Terrence Magee	6	50	0	50	0	16
Kenny Hilliard	4	15	0	15	1	10
Darrel Williams	2	4	0	4	0	4
Team	1	0	6	-6	0	0
Anthony Jennings	10	26	34	-8	0	13

PASSING	Att.	Comp	Int	Yds	TD	Long	Sacks
Anthony Jennings	21	10	0	110	1	41	4
TEAM	1	0	0	0	0	0	0

RECEIVING	No.	Yds.	TD	Long
Melvin Jones	4	19	0	5
Trey Quinn	3	31	0	13
Travin Dural	2	52	1	41
Malachi Dupre	1	8	0	8

PUNTING	No.	Yds.	Avg.	Long	I20
Jamie Keehn	8	363	45.4	52	2

FIELD GOALS	Att.	Made	Long	KICKS
Colby Delahoussaye	1	1	50	Made: 50

ALL RETURNS	Punts			Kickoffs			Intercepted		
	No.	Yds.	Lg.	No.	Yds.	Lg.	No.	Yds.	Lg.
Tre'Davious White	0	0	0	0	0	0	1	0	0
Rickey Jefferson	0	0	0	0	0	0	1	23	23
Leonard Fournette	0	0	0	4	85	25	0	0	0

Florida

RUSHING	Att.	Gain	Lost	Net	TD	Long
Jeff Driskel	21	77	6	71	1	10
Andre Debose	1	35	0	35	0	35
Matt Jones	4	12	1	11	0	9
Brandon Powell	3	6	0	6	0	4
Kelvin Taylor	2	2	2	0	0	2
Mack Brown	1	0	0	0	0	0

PASSING	Att.	Comp	Int.	Yds.	TD	Long	Sacks
Jeff Driskel	25	14	2	183	1	73	0

RECEIVING	No.	Yds.	TD	Long
Brandon Powell	6	66	0	21
Demarcus Robinson	5	104	1	73
Tevin Westbrook	1	8	0	8
Matt Brown	1	7	0	7
Latroy Pittman	1	-2	0	0

PUNTING	No.	Yds.	Avg.	Long	I20
Kyle Christy	4	190	47.5	63	1

FIELD GOALS	Att.	Made	Long	KICKS
Francisco Velez	2	2	34	Made: 34, 18

ALL RETURNS	Punts			Kickoffs			Intercepted		
	No.	Yds.	Lg.	No.	Yds.	Lg.	No.	Yds.	Lg.
Andre Debose	2	115	62	2	34	19	0	0	0
Adam Lane	0	0	0	1	20	20	0	0	0

Miles Gets Win No. 100 as Tigers Use Late Field Goal to Beat Florida, 30-27

Les Miles won his 100th game at LSU as **Colby Delahoussaye** kicked a 50-yard field goal with three seconds left to lift the Tigers to a 30-27 win over Florida in Gainesville. Delahoussaye's field goal capped a wild fourth quarter that saw the teams exchange the lead three times to go along with a tie. LSU improved to 5-2 overall and 1-2 in the SEC with the win, while Florida fell to 3-2 overall and 2-2 in conference action. Trailing 20-17 midway through the fourth quarter, Florida returned an LSU punt 53 yards to the Tiger 9-yard line to get the excitement started. The Gators scored two plays later to re-gain the lead at 24-20 with 6:10 to play. LSU responded with a 9-play, 75-yard drive capped with a one-handed, 11-yard TD grab by **Travin Dural** to give the Tigers a 27-24 advantage with 2:40 to go. **Anthony Jennings** connected with Dural on 3rd-and-25 with a 41-yard completion to extend the drive that gave the Tigers the lead back. The back-and-forth continued on the first play of Florida's ensuing possession as the Gators completed a 73-yard pass to the LSU 2-yard line. The Tiger defense stiffened and held Florida out of the endzone, forcing the Gators to kick an 18-yard field goal that tied the game at 27-27 with 1:49 to play. LSU went 3-and-out deep in its own territory on its next possession, giving the Gators a chance at winning the game in the final minute. Florida went 13 yards on two plays to get to the LSU 45-yard line before **Rickey Jefferson** picked off a Jeff Driskel pass and returned it 23 yards to the Florida 36-yard line with 24 seconds left. The Tigers ran one play and clocked the ball on their second play to setup the game-winning field goal for Delahoussaye. Florida started the scoring in the first quarter when the Gators returned a punt 62 yards for a TD. **Leonard Fournette** tied the score at 7-7 just two minutes later with a 12-yard run. The Gators extended their lead to 17-7 early in the second quarter before **Kenny Hilliard** scored on a 1-yard plunge to pull LSU to within 17-14 at halftime. LSU took its first lead of the game late in the third quarter when Fournette scored from two yards out, giving the Tigers a 20-17 advantage. Fournette finished with a career-best 140 yards and 2 TDs on 27 carries to lead LSU.

Scoring

	1	2	3	4	F
LSU	7	7	6	10	- 30
Florida	14	3	0	10	- 27

UF	8:52	1Q	Debose 62 yd punt return (Velez kick)
LSU	6:21	1Q	Fournette 12 yd run (Delahoussaye kick)
UF	2:32	1Q	Driskel 9 yd run (Velez kick)
UF	11:07	2Q	Velez 34 yd field goal
LSU	4:12	2Q	Hilliard 1 yd run (Delahoussaye kick)
LSU	3:42	3Q	Fournette 2 yd run (Delahoussaye kick failed)
UF	6:10	4Q	Robinson 11 yd pass from Driskel (Velez kick)
LSU	2:40	4Q	Dural 11 yd pass from Jennings (Delahoussaye kick)
UF	1:49	4Q	Velez 18 yd field goal
LSU	0:03	4Q	Delahoussaye 50 yd field goal

Team Stats

	LSU	UF
FIRST DOWNS	21	13
RUSHING	11	8
PASSING	7	4
PENALTY	3	1
RUSHING ATTEMPTS	50	32
YARDS GAINED RUSHING	238	132
YARDS LOST RUSHING	43	9
NET YARDS RUSHING	195	123
NET YARDS PASSING	110	183
PASSES ATTEMPTED	22	25
PASSES COMPLETED	10	14
HAD INTERCEPTED	0	2
TOTAL OFFENSIVE PLAYS	72	57
TOTAL NET YARDS	305	306
AVERAGE GAIN PER PLAY	4.2	5.4
FUMBLES/LOST	1/0	1/1
PENALTIES/YARDS	8/80	4/34
INTERCEPTIONS/YARDS	2/23	0/0
PUNTS/YARDS	8/363	4/190
AVERAGE PER PUNT	45.4	47.5
PUNT RETURNS/YARDS	0/0	2/115
KICKOFF RETURNS/YARDS	4/85	3/54
POSSESSION TIME	36:37	23:23
THIRD-DOWN CONVERSIONS	7/16	2/12
FOURTH-DOWN CONVERSIONS	1/1	2/2
SACKS BY	0/0	4/33

Game 8

Kentucky
LSU

3
41

Oct. 18, 2014
Tiger Stadium
Baton Rouge, La.
101,581

F

LSU

RUSHING	Att.	Gain	Lost	Net	TD	Long
Terrence Magee	9	127	0	127	2	38
Darrel Williams	10	61	0	61	0	17
Leonard Fournette	15	43	3	40	1	11
Anthony Jennings	7	53	13	40	0	31
Kenny Hilliard	7	29	0	29	0	7
Brandon Harris	1	8	0	8	0	8
Melvin Jones	1	1	0	1	0	1
TEAM	1	0	3	-3	0	0

PASSING	Att.	Comp	Int	Yds	TD	Long	Sacks
Anthony Jennings	14	7	0	120	1	32	1
Brandon Harris	1	0	1	0	0	0	0

RECEIVING	No.	Yds.	TD	Long
Terrence Magee	3	44	0	18
Travin Dural	2	39	1	32
Travis Dickson	1	27	0	27
Kenny Hilliard	1	10	0	10

PUNTING	No.	Yds.	Avg.	Long	I20
Jamie Keehn	4	178	44.5	57	2

FIELD GOALS	Att.	Made	Long	KICKS
Colby Delahoussaye	2	2	35	Made: 21, 35

ALL RETURNS	Punts			Kickoffs			Intercepted		
	No.	Yds.	Lg.	No.	Yds.	Lg.	No.	Yds.	Lg.
Tre'Davious White	4	114	67	0	0	0	0	0	0
Terrence Magee	0	0	0	1	49	49	0	0	0

Kentucky

RUSHING	Att.	Gain	Lost	Net	TD	Long
Mikel Horton	5	30	1	29	0	20
Stanley Williams	7	19	0	19	0	6
Patrick Towles	7	22	6	16	0	16
Braylon Heard	3	5	1	4	0	3
Jojo Kemp	4	5	2	3	0	2
Josh Clemons	1	0	0	0	0	0

PASSING	Att.	Comp	Int.	Yds.	TD	Long	Sacks
Patrick Towles	36	19	0	146	0	33	2

RECEIVING	No.	Yds.	TD	Long
Ryan Timmons	4	24	0	17
Demarco Robinson	3	52	0	33
Stanley Williams	3	15	0	8
Garrett Johnson	2	30	0	16
Blake Bone	2	15	0	9
Braylon Heard	2	-5	0	1
Javess Blue	1	11	0	11
D.J. Warren	1	6	0	6
Mikel Horton	1	-2	0	0

PUNTING	No.	Yds.	Avg.	Long	I20
Landon Foster	8	325	40.6	49	0

FIELD GOALS	Att.	Made	Long	KICKS
Austin MacGinnis	1	1	33	Made: 33

ALL RETURNS	Punts			Kickoffs			Intercepted		
	No.	Yds.	Lg.	No.	Yds.	Lg.	No.	Yds.	Lg.
Demarco Robinson	1	1	1	0	0	0	0	0	0
Stanley Williams	0	0	0	3	60	28	0	0	0
Marcus McWilson	0	0	0	0	0	0	1	0	0

Magee and Dominant Defense Help LSU Cruise Past Kentucky, 41-3

Terrence Magee rushed for a season-high 127 yards and two touchdowns to help lead LSU past Kentucky, 41-3 in Tiger Stadium. LSU improved to 6-2 with the win as the Tigers ran their record to 45-4 in night games in Tiger Stadium under **Les Miles**. Defensively, LSU held the Wildcats to season-lows for points (3), total yards (217), rushing yards (71), and passing yards (146). LSU wasted little time in taking control of the game as Magee returned the opening kickoff 49 yards to setup the Tigers' first score – a 1-yard run by **Leonard Fournette**. **Colby Delahoussaye** stretched the lead to 10-0 with a 21-yard field goal on LSU's next possession. The Tigers led 17-0 in the first quarter after **Tre'Davious White** returned a punt 67 yards for a touchdown. Kentucky scored its only points on a 33-yard field goal at the 1:15 mark in the first quarter. LSU increased its lead to 24-3 just before halftime when **Anthony Jennings** connected with **Travin Dural** on a 32-yard TD pass. With just 44 seconds left in the half, LSU opted to squib the ensuing kickoff, which the Tigers recovered at the Kentucky 37-yard line thanks to a fortuitous bounce. Delahoussaye banked in a 35-yard field goal off the left upright to stretch the lead to 27-3 at halftime. Magee scored on runs of 9 and 23 yards in the third quarter as the Wildcats never threatened in the second half. Magee finished with a career-high 220 all-purpose yards (127 rushing, 44 receiving, 49 kickoff returns). For the game, LSU's offense racked up 303 rushing yards and 423 total yards. Jennings completed 7-of-14 passes for 120 yards and a score as he ran his record to 6-1 as a starting quarterback. The three points were the fewest allowed in an SEC game by the Tigers since a 52-3 win over Ole Miss in 2011. **Kendell Beckwith** led LSU with nine tackles, while **Danielle Hunter** had six tackles, two tackles for loss and batted down three passes to pace the Tiger defense.

Scoring

	1	2	3	4	F
Kentucky	3	0	0	0	- 3
LSU	17	10	14	0	- 41

LSU	12:09	1Q	Fournette 1 yd run (Delahoussaye kick)
LSU	7:30	1Q	Delahoussaye 21 yd field goal
LSU	5:47	1Q	White 67 yd punt return (Delahoussaye kick)
UK	1:15	1Q	MacGinnis 33 yd field goal
LSU	0:44	2Q	Dural 32 yd pass from Jennings (Delahoussaye kick)
LSU	0:07	2Q	Delahoussaye 35 yd field goal
LSU	10:37	3Q	Magee 9 yd run (Delahoussaye kick)
LSU	3:27	3Q	Magee 23 yd run (Delahoussaye kick)

Team Stats

	UK	LSU
FIRST DOWNS	12	20
RUSHING	5	13
PASSING	6	5
PENALTY	1	2
RUSHING ATTEMPTS	27	51
YARDS GAINED RUSHING	81	322
YARDS LOST RUSHING	10	19
NET YARDS RUSHING	71	303
NET YARDS PASSING	146	120
PASSES ATTEMPTED	36	15
PASSES COMPLETED	19	7
HAD INTERCEPTED	0	1
TOTAL OFFENSIVE PLAYS	63	66
TOTAL NET YARDS	217	423
AVERAGE GAIN PER PLAY	3.4	6.4
FUMBLES/LOST	0/0	1/0
PENALTIES/YARDS	5/55	10/80
INTERCEPTIONS/YARDS	1/0	0/0
PUNTS/YARDS	8/325	4/178
AVERAGE PER PUNT	40.6	44.5
PUNT RETURNS/YARDS	1/1	4/114
KICKOFF RETURNS/YARDS	3/60	1/49
POSSESSION TIME	27:02	32:58
THIRD-DOWN CONVERSIONS	5/17	7/13
FOURTH-DOWN CONVERSIONS	1/3	0/0
SACKS BY	1/13	2/6

Game 9

#3 Ole Miss 7
 #24/23 LSU 10

Oct. 25, 2014
 Tiger Stadium
 Baton Rouge, La.
 102,321

F

LSU

RUSHING						
	Att.	Gain	Lost	Net	TD	Long
Leonard Fournette	23	113	0	113	0	22
Terrence Magee	12	75	1	74	0	25
Kenny Hilliard	12	64	1	63	0	18
Melvin Jones	3	11	0	11	0	6
Anthony Jennings	4	7	5	2	0	3
Darrel Williams	1	1	0	1	0	1

PASSING							
	Att.	Comp	Int	Yds	TD	Long	Sacks
Anthony Jennings	16	8	2	142	1	40	0

RECEIVING				
	No.	Yds.	TD	Long
Terrence Magee	2	45	0	32
Trey Quinn	2	42	0	32
Leonard Fournette	2	41	0	40
Travin Dural	1	11	0	11
Logan Stokes	1	3	1	3

PUNTING					
	No.	Yds.	Avg.	Long	I20
Jamie Keehn	4	157	39.2	45	1

FIELD GOALS				
	Att.	Made	Long	KICKS
Colby Delahoussaye	2	1	21	Made: 21; Missed, 28

ALL RETURNS								
Punts			Kickoffs			Intercepted		
No.	Yds.	Lg.	No.	Yds.	Lg.	No.	Yds.	Lg.
Tre'Davious White	2	0	3	0	0	0	0	0
Leonard Fournette	0	0	0	2	57	32	0	0
Ronald Martin	0	0	0	0	0	0	1	1

Ole Miss

RUSHING						
	Att.	Gain	Lost	Net	TD	Long
Bo Wallace	12	49	9	40	0	12
I'Tavius Matthers	8	38	3	35	0	13
Cody Core	1	30	0	30	0	30
Jaylen Walton	12	31	2	29	0	8
Jeremy Liggins	1	3	0	3	0	3

PASSING							
	Att.	Comp	Int.	Yds.	TD	Long	Sacks
Bo Wallace	33	14	1	176	1	43	2
Jordan Wilkins	1	0	0	0	0	0	0

RECEIVING				
	No.	Yds.	TD	Long
Laquon Treadwell	4	71	0	27
Cody Core	4	45	1	15
Jaylen Walton	4	41	0	43
Markell Pack	1	12	0	12
Vince Sanders	1	7	0	7

PUNTING					
	No.	Yds.	Avg.	Long	I20
Will Gleeson	6	230	38.3	50	4
Gary Wunderlich	2	95	47.5	54	1

FIELD GOALS				
	Att.	Made	Long	KICKS
None				

ALL RETURNS								
Punts			Kickoffs			Intercepted		
No.	Yds.	Lg.	No.	Yds.	Lg.	No.	Yds.	Lg.
Markell Pack	1	1	1	0	0	0	0	0
Jaylen Walton	0	0	0	2	36	18	0	0
Senquez Golson	0	0	0	0	0	0	1	0
Mike Hilton	0	0	0	0	0	0	1	0

LSU Defense Stands Tall as Tigers Knock Off No. 3 Ole Miss, 10-7

LSU's defense put together another dominant effort, limiting third-ranked Ole Miss to just a first-quarter touchdown as the Tigers upset the previously unbeaten Rebels, 10-7, in Tiger Stadium. LSU held the Rebels to their season low for points (7) and total yards (317), while the Tiger offense racked up 406 yards, including 264 on the ground against an Ole Miss defense that was rated among the best in the nation. Ole Miss went into the game allowing just 97 rushing yards a contest. LSU was the first team to go over the 200-yard rushing mark against the Rebels in 2014. Down 7-3 early in the fourth quarter, **Anthony Jennings** directed the Tigers on a 13-play, 95-yard drive capped with a 3-yard TD pass to tight end **Logan Stokes** to put LSU up 10-7 with 5:07 to play in the contest. LSU ran the ball 12 of the 13 plays on the game-winning drive. LSU's defense twice turned Ole Miss back in the final five minutes of the game. Ole Miss turned the ball over on downs at the LSU 47-yard line to end a drive with 1:44 left and then after an LSU punt, the Rebels got to the Tiger 30-yard line before **Ronald Martin** intercepted a Bo Wallace pass with two seconds left at the LSU 2-yard line to secure the victory. Had it not been for four LSU turnovers and a missed field goal, the game may not have been as close. LSU missed a 28-yard field goal on its first possession and then fumbled the ball away at the Ole Miss 1-yard line on its second possession. Ole Miss led 7-0 after the first quarter. The Tigers fumbled the ball away inside Ole Miss territory on their first possession of the second quarter. After an Ole Miss punt, the Tigers got their first points of the game when **Colby Delahoussaye** connected on a 21-yard field goal. Ole Miss led 7-3 at halftime. The score remained that way until early in the fourth quarter when Jennings led LSU on its game-winning drive. On 12 possessions, LSU forced Ole Miss to punt eight times, including seven straight possessions from the second quarter until the 1:44 mark in the fourth quarter when the Rebels turned the ball over on downs. **Leonard Fournette** led LSU with 113 rushing yards, while **Terrence Magee** added 74 and **Kenny Hilliard** 63. Jennings completed 8-of-16 passes for 142 yards and a score. **Kendell Beckwith** led the LSU defense with 11 tackles.

Scoring

	1	2	3	4	F
Ole Miss	7	0	0	0	- 7
LSU	0	3	0	7	- 10

OM	0:07	1Q	Core 15 yd pass from Wallace (Wunderlich kick)		
LSU	2:47	2Q	Delahoussaye 21 yd field goal		
LSU	5:07	4Q	Stokes 3 yd pass from Jennings (Delahoussaye kick)		

Team Stats

	OM	LSU
FIRST DOWNS	15	22
RUSHING	7	15
PASSING	7	6
PENALTY	1	1
RUSHING ATTEMPTS	34	55
YARDS GAINED RUSHING	151	271
YARDS LOST RUSHING	14	7
NET YARDS RUSHING	137	264
NET YARDS PASSING	176	142
PASSES ATTEMPTED	34	16
PASSES COMPLETED	14	8
HAD INTERCEPTED	1	2
TOTAL OFFENSIVE PLAYS	68	71
TOTAL NET YARDS	313	406
AVERAGE GAIN PER PLAY	4.6	5.7
FUMBLES/LOST	1/0	3/2
PENALTIES/YARDS	8/52	5/45
INTERCEPTIONS/YARDS	2/0	1/1
PUNTS/YARDS	8/325	4/157
AVERAGE PER PUNT	40.6	39.2
PUNT RETURNS/YARDS	1/1	2/0
KICKOFF RETURNS/YARDS	2/36	2/57
POSSESSION TIME	24:00	36:00
THIRD-DOWN CONVERSIONS	5/17	5/13
FOURTH-DOWN CONVERSIONS	1/3	1/1
SACKS BY	0/0	2/7

Game 10

#4/5 Alabama 20
 #14/16 LSU 13

Nov. 8, 2014
 Tiger Stadium
 Baton Rouge, La.
 102,321

F-OT

LSU

RUSHING	Att.	Gain	Lost	Net	TD	Long
Leonard Fournette	21	79	0	79	0	13
Anthony Jennings	13	57	17	40	0	15
Terrence Magee	12	32	3	29	0	6
Kenny Hilliard	3	15	0	15	0	7
Darrel Williams	5	14	0	14	0	5
Brandon Harris	1	7	0	7	0	7
TEAM	1	0	1	-1	0	0

PASSING	Att.	Comp	Int	Yds	TD	Long	Sacks
Anthony Jennings	26	8	1	76	1	17	2

RECEIVING	No.	Yds.	TD	Long
Travin Dural	3	25	0	12
Terrence Magee	1	17	0	17
Malachi Dupre	1	14	1	14
Connor Neighbors	1	10	0	10
Darrel Williams	1	8	0	8
Travis Dickson	1	2	0	2

PUNTING	No.	Yds.	Avg.	Long	I20
Jamie Keehn	9	405	45.0	62	4

FIELD GOALS	Att.	Made	Long	KICKS
Colby Delahoussaye	2	2	39	Made: 35, 39

ALL RETURNS	Punts			Kickoffs			Intercepted		
	No.	Yds.	Lg.	No.	Yds.	Lg.	No.	Yds.	Lg.
Tre'Davious White	3	28	18	0	0	0	0	0	0
Leonard Fournette	0	0	0	2	45	31	0	0	0

Alabama

RUSHING	Att.	Gain	Lost	Net	TD	Long
T.J. Yeldon	15	70	2	68	0	18
Derrick Henry	8	24	0	24	0	8
Blake Sims	5	21	9	12	0	13
Jaiston Fowler	1	2	0	2	0	2

PASSING	Att.	Comp	Int.	Yds.	TD	Long	Sacks
Blake Sims	45	20	0	209	2	24	1
TEAM	1	0	0	0	0	0	0

RECEIVING	No.	Yds.	TD	Long
Amari Cooper	8	83	1	23
Chistian Jones	3	38	0	22
DeAndrew White	3	36	1	16
O.J. Howard	3	21	0	9
Brandon Greene	1	24	0	24
T.J. Yeldon	1	5	0	5
ArDarius Stewart	1	2	0	2

PUNTING	No.	Yds.	Avg.	Long	I20
JK Scott	9	437	48.6	66	2

FIELD GOALS	Att.	Made	Long	KICKS
Adam Griffith	3	2	39	Missed: 27; Made: 39, 27

ALL RETURNS	Punts			Kickoffs			Intercepted		
	No.	Yds.	Lg.	No.	Yds.	Lg.	No.	Yds.	Lg.
Christian Jones	0	0	0	3	83	34	0	0	0
Eddie Jackson	0	0	0	0	0	0	1	18	18

LSU Comes Up Short in 20-13 Overtime Loss to No. 4 Alabama

LSU's bid to upset fourth-ranked Alabama fell just short as the Tigers, despite another dominant defensive performance, dropped a 20-13 overtime decision to the Crimson Tide. In a game that featured two of the top defenses in college football, LSU managed 259 yards of total offense, while the Crimson Tide had 315 total yards, 55 of which came on their final possession. LSU took a 13-10 lead late in the fourth quarter when the Tigers recovered a T.J. Yeldon fumble at the Alabama 6-yard line. A personal foul penalty on first down backed the Tigers up to the Crimson Tide 21-yard line. From there, the Tigers had to settle for a 39-yard field goal from **Colby Delahoussaye**, giving LSU a 13-10 lead with 50 seconds left. After the ensuing kickoff went out-of-bounds, Alabama started its game-tying drive on its own 35-yard line. The Crimson Tide went 55 yards on nine plays, capped with a 27-yard field goal with three seconds left to send the game into overtime. In overtime, Alabama covered the 25 yards in six plays to take a 20-13 lead on a 6-yard pass from Blake Sims to DeAndrew White. Needing a touchdown to send the game into a second overtime, LSU failed to move the ball in overtime, throwing four incomplete passes to end the contest. LSU took a 7-0 lead late in the first quarter when **Anthony Jennings** connected with **Malachi Dupre** on a 14-yard pass at the 2:07 mark. The score remained that way until the 6:40 mark of the second quarter when Sims hit Amari Cooper on a 23-yard pass. The Crimson Tide led 10-7 at halftime following a 39-yard field goal that was the result of an interception. LSU tied the game at 10-10 on its opening possession of the second half on a 35-yard field goal by Delahoussaye. The game remained tied until the final minute of the contest before field goals by each team sent the game into overtime. For the game, LSU's offense held the ball for 38:16, while limiting the Crimson Tide to just 21:44 of possession time. In the third quarter, LSU had the ball for 14:42, holding Alabama to just 18 seconds of possession time and five plays. **Leonard Fournette** led LSU with 79 rushing yards, while Jennings rushed for 40 yards and threw for another 76 on 8-of-26 passing. **Kwon Alexander** had a sack for a 9-yard loss and 10 total tackles to lead the Tiger defense. LSU fell to 7-3 overall and 3-3 in league play with the loss.

Scoring

	1	2	3	4	OT	F
Alabama	0	10	0	3	7	-20
LSU	7	0	3	3	0	-13

LSU	2:07	1Q	Dupre 14 yd pass from Jennings (Delahoussaye kick)
UA	5:40	2Q	Cooper 23 yd pass from Sims (Griffith kick)
UA	0:09	2Q	Griffith 39 yd field goal
LSU	9:20	3Q	Delahoussaye 35 yd field goal
LSU	0:50	4Q	Delahoussaye 39 yd field goal
UA	0:03	4Q	Griffith 27 yd field goal
UA	15:00	OT	White 6 yd pass from Sims (Griffith kick)

Team Stats

	UA	LSU
FIRST DOWNS	15	17
RUSHING	6	12
PASSING	9	5
PENALTY	0	0
RUSHING ATTEMPTS	29	56
YARDS GAINED RUSHING	117	204
YARDS LOST RUSHING	11	21
NET YARDS RUSHING	106	183
NET YARDS PASSING	209	76
PASSES ATTEMPTED	46	26
PASSES COMPLETED	20	8
HAD INTERCEPTED	0	1
TOTAL OFFENSIVE PLAYS	75	82
TOTAL NET YARDS	315	259
AVERAGE GAIN PER PLAY	4.2	3.2
FUMBLES/LOST	1/1	1/0
PENALTIES/YARDS	3/29	2/20
INTERCEPTIONS/YARDS	1/18	0/0
PUNTS/YARDS	9/437	9/405
AVERAGE PER PUNT	48.6	45.0
PUNT RETURNS/YARDS	0/0	3/28
KICKOFF RETURNS/YARDS	3/83	2/45
POSSESSION TIME	21:44	38:16
THIRD-DOWN CONVERSIONS	8/20	9/22
FOURTH-DOWN CONVERSIONS	1/1	1/2
SACKS BY	2/13	1/9

Game 11

#20/20 LSU

Arkansas

0

17

F

Nov. 15, 2014
Razorback Stadium
Fayetteville, Ark.
70,165

LSU

RUSHING	Att.	Gain	Lost	Net	TD	Long
Terrence Magee	7	25	1	24	0	12
Darrel Williams	6	16	0	16	0	5
Leonard Fournette	5	9	0	9	0	4
Anthony Jennings	12	45	37	8	0	13
Travin Dural	1	6	0	6	0	6
TEAM	1	0	27	-27	0	0

PASSING	Att.	Comp	Int	Yds	TD	Long	Sacks
Anthony Jennings	22	12	0	87	0	14	4

RECEIVING	No.	Yds.	TD	Long
Travin Dural	5	46	0	14
Terrence Magee	3	18	0	18
Travis Dickson	1	8	0	8
Malachi Dupre	1	6	0	6
John Diarse	1	5	0	5
Connor Neighbors	1	4	0	4

PUNTING	No.	Yds.	Avg.	Long	I20
Jamie Keehn	5	222	44.4	47	1

FIELD GOALS	Att.	Made	Long	KICKS
Colby Delahoussaye	2	0	0	Missed: 27, 47

ALL RETURNS	Punts			Kickoffs			Intercepted		
	No.	Yds.	Lg.	No.	Yds.	Lg.	No.	Yds.	Lg.
Tre'Davious White	1	1	1	0	0	0	0	0	0
Darrel Williams	0	0	0	1	21	21	0	0	0

Arkansas

RUSHING	Att.	Gain	Lost	Net	TD	Long
Johnathan Williams	18	56	1	55	1	7
Alex Collins	16	57	11	46	1	11
Korliss Marshall	1	3	0	3	0	3
TEAM	1	0	2	-2	0	0
Brandon Allen	2	0	7	-7	0	0

PASSING	Att.	Comp	Int.	Yds.	TD	Long	Sacks
Brandon Allen	27	16	0	169	0	29	1

RECEIVING	No.	Yds.	TD	Long
Hunter Henry	4	54	0	29
Aj Derby	4	36	0	13
Korliss Marshall	4	19	0	14
Keon Hatcher	2	25	0	14
Jared Cornelius	1	18	0	18
Jeremy Sprinkle	1	17	0	17

PUNTING	No.	Yds.	Avg.	Long	I20
Sam Irwin-Hill	5	197	39.4	54	2

FIELD GOALS	Att.	Made	Long	KICKS
Adam McFain	1	1	32	Made: 32

ALL RETURNS	Punts			Kickoffs			Intercepted		
	No.	Yds.	Lg.	No.	Yds.	Lg.	No.	Yds.	Lg.
Jared Cornelius	2	13	9	0	0	0	0	0	0

Arkansas Wins Back "Boot" With 17-0 Shutout of LSU

Arkansas held LSU to a season-low 123 total yards as the Razorbacks won back "The Boot" with a 17-0 victory over 20th-ranked LSU in Fayetteville. The game was one of the coldest on record for LSU with a kickoff temperature of 33 degrees. The shutout was the first for the Tigers since dropping a 21-0 decision to Alabama in the 2012 BCS National Championship Game. LSU fell to 7-4 overall and 3-4 in the loss. It was just the second time in 10 years under **Les Miles** that LSU has lost back-to-back games. Arkansas got all the scoring they would need on its first drive of the game when Adam McFain kicked a 32-yard field goal for a 3-0 Razorback lead at the 10:17 mark in the first quarter. LSU punted on its first two possessions and then missed a 27-yard field goal that would have pulled the Tigers to within 10-3 late in the second quarter. Arkansas led 10-0 at halftime. The teams exchanged scoreless possessions in the third quarter before the Hogs broke through with another TD at the 11:03 mark in the fourth quarter, stretching the advantage to 17-0. LSU's best chance at points came midway through the fourth quarter when the Tigers got to the Arkansas 19-yard line before fumbling the ball away. LSU, which was playing without starting guard **Vadal Alexander**, lost center **Elliott Porter** to an ankle injury in the second quarter as the Tigers played most of the contest with three offensive linemen at new positions. Defensively, the Tigers held Arkansas to 264 total yards (95 rushing, 169 passing). DB **Ronald Martin** led LSU with nine tackles, while DT **Christian LaCouture** had six tackles and a sack for a 7-yard loss. Offensively, QB **Anthony Jennings** completed 12-of-22 passes for 87 yards, while RB **Terrence Magee** led the team with 24 rushing yards on seven carries.

Scoring

	1	2	3	4	F
LSU	0	0	0	0	-0
Arkansas	3	7	0	7	-17

ARK	10:17	1Q	McFain 32 yd field goal
ARK	8:40	2Q	J. Williams 1 yd run (McFain kick)
ARK	11:03	4Q	Collins 5 yd run (McFain kick)

Team Stats

	LSU	ARK
FIRST DOWNS	12	17
RUSHING	6	6
PASSING	4	10
PENALTY	2	1
RUSHING ATTEMPTS	32	38
YARDS GAINED RUSHING	101	116
YARDS LOST RUSHING	65	21
NET YARDS RUSHING	36	95
NET YARDS PASSING	87	169
PASSES ATTEMPTED	22	27
PASSES COMPLETED	12	16
HAD INTERCEPTED	0	0
TOTAL OFFENSIVE PLAYS	54	65
TOTAL NET YARDS	123	264
AVERAGE GAIN PER PLAY	2.3	4.1
FUMBLES/LOST	2/1	2/0
PENALTIES/YARDS	3/20	4/43
INTERCEPTIONS/YARDS	0/0	0/0
PUNTS/YARDS	5/222	5/197
AVERAGE PER PUNT	44.4	39.4
PUNT RETURNS/YARDS	1/1	2/13
KICKOFF RETURNS/YARDS	1/21	0/0
POSSESSION TIME	28:06	31:54
THIRD-DOWN CONVERSIONS	6/14	10/17
FOURTH-DOWN CONVERSIONS	0/1	0/0
SACKS BY	1/7	4/36

Game 12

LSU
Texas A&M

23
17

Nov. 27, 2014
Kyle Field
College Station, Texas
105,829

F

LSU

RUSHING	Att.	Gain	Lost	Net	TD	Long
Leonard Fournette	19	146	0	146	1	46
Anthony Jennings	14	127	8	119	0	36
Terrence Magee	17	76	2	74	0	26
Travin Dural	4	49	0	49	0	19
TEAM	3	0	4	-4	0	0

PASSING	Att.	Comp	Int	Yds	TD	Long	Sacks
Anthony Jennings	21	12	1	107	1	41	1

RECEIVING	No.	Yds.	TD	Long
John Diarse	3	29	1	12
Connor Neighbors	2	13	0	9
Travin Dural	2	11	0	6
Terrence Magee	2	5	0	6
Malachi Dupre	1	41	0	41
Travis Dickson	1	5	0	5
Trey Quinn	1	3	0	3

PUNTING	No.	Yds.	Avg.	Long	I20
Jamie Keehn	2	92	46.0	48	1

FIELD GOALS	Att.	Made	Long	KICKS
Colby Delahoussaye	2	1	43	Made: 43; Missed: 22
Trent Domingue	3	2	31	Made: 31, 27; Missed: 39

ALL RETURNS	Punts			Kickoffs			Intercepted		
	No.	Yds.	Lg.	No.	Yds.	Lg.	No.	Yds.	Lg.
Tre'Davious White	1	7	7	0	0	0	0	0	0
Jalen Collins	0	0	0	0	0	0	1	4	4
Leonard Fournette	0	0	0	2	34	20	0	0	0

Texas A&M

RUSHING	Att.	Gain	Lost	Net	TD	Long
Trey Williams	4	65	3	62	1	41
B. Williams	7	18	0	18	0	5
Tra Carson	8	20	3	17	0	5
Kyle Allen	2	0	13	-13	0	0

PASSING	Att.	Comp	Int.	Yds.	TD	Long	Sacks
Kyle Allen	27	17	1	144	1	42	2

RECEIVING	No.	Yds.	TD	Long
Speedy Noil	4	46	1	27
Boone Niederhofer	2	54	0	42
Josh Reynolds	2	16	0	9
Tra Carson	2	5	0	9
Trey Williams	2	-7	0	0
Edward Pope	1	11	0	11
Brandon Williams	1	9	0	9
Ben Compton	1	6	0	6
Malcome Kennedy	1	3	0	3
Ricky Seals-Jones	1	1	0	1

PUNTING	No.	Yds.	Avg.	Long	I20
Drew Kaser	5	228	45.6	54	2

FIELD GOALS	Att.	Made	Long	KICKS
Josh Lambo	1	1	34	Made: 34

ALL RETURNS	Punts			Kickoffs			Intercepted		
	No.	Yds.	Lg.	No.	Yds.	Lg.	No.	Yds.	Lg.
Speedy Noil	1	1	1	3	50	27	0	0	0
De'Vante Harris	0	0	0	0	0	0	1	5	5

Fournette, Jennings and Strong Defensive Effort Lead LSU Past Texas A&M, 23-17

Leonard Fournette rushed for a career-best 146 yards and a touchdown, while **Anthony Jennings** ran for 119 yards and threw for 107 yards as the Tigers capped the regular season with a 23-17 win over Texas A&M. The win was the fourth straight over the Aggies for LSU, and it ran the Tigers' record to 8-4 overall and 4-4 in SEC play. LSU's defense did its part in the win, holding the Aggies to 228 total yards (84 rushing, 144 passing), while limiting A&M to just two first downs in the first half. The Aggies did take an early 7-0 lead when Trey Williams scored on a 41-yard run at the 9:13 mark in the first quarter. LSU's defense bottled the Aggies up after that, holding A&M to three straight 3-and-outs, along with a fumble on a kickoff return, to close out the first half. Meanwhile, LSU's offense got on track, scoring 17 points in the final 4:33 of the second quarter to grab a 17-7 lead at halftime. Fournette scored on a 22-yard run to tie the game at 7-7 at the 4:33 mark. That was followed by a 10-yard TD reception by **John Diarse** from Anthony Jennings with 34 seconds left. LSU forced a fumble on the ensuing kickoff that led to a 31-yard field goal by **Trent Domingue** to close out the half. LSU extended the lead to 20-7 midway through the third quarter on a 27-yard field goal by Domingue. The Aggies opened the fourth quarter with a field goal and then pulled to within 20-17 on a 27-yard TD pass from Kyle Allen to Speedy Noil with 6:42 to play in the game. LSU put together a 9-play, 57-yard drive capped with a 43-yard **Colby Delahoussaye** field goal to stretch the lead to 23-17 with 2:07 to go. The Aggies got to midfield on its next possession before a **Jalen Collins** interception allowed the Tigers to run out the final minute of the game. LSU racked up 491 total yards, including 384 on the ground, against the Aggies. **Terrence Magee** added 74 yards rushing, while **Travin Dural** had 49 yards. Diarse led LSU with three catches for 29 yards and a TD. LSU's offense held the ball for 41:13 and ran 78 plays compared to 48 for the Aggies. Defensively, **Jamal Adams** and **Jermauria Rasco** each had eight tackles for the Tigers.

Scoring

	1	2	3	4	F
LSU	0	17	3	3	- 23
Texas A&M	7	0	0	10	- 17

A&M	9:13	1Q	Williams 41 yd run (Lambo kick)
LSU	4:33	2Q	Fournette 22 yd run (Domingue kick)
LSU	0:34	2Q	Diarse 10 yd pass from Jennings (Domingue kick)
LSU	0:08	2Q	Domingue 31 yd field goal
LSU	7:25	3Q	Domingue 27 yd field goal
A&M	13:38	4Q	Lambo 34 yd field goal
A&M	6:42	4Q	Noil 27 yd pass from Allen (Lambo kick)
LSU	2:07	4Q	Delahoussaye 43 yd field goal

Team Stats

	LSU	A&M
FIRST DOWNS	25	12
RUSHING	19	3
PASSING	5	7
PENALTY	1	2
RUSHING ATTEMPTS	57	21
YARDS GAINED RUSHING	398	103
YARDS LOST RUSHING	14	19
NET YARDS RUSHING	384	84
NET YARDS PASSING	107	144
PASSES ATTEMPTED	21	27
PASSES COMPLETED	12	17
HAD INTERCEPTED	1	1
TOTAL OFFENSIVE PLAYS	78	48
TOTAL NET YARDS	491	228
AVERAGE GAIN PER PLAY	6.3	4.8
FUMBLES/LOST	2/0	1/1
PENALTIES/YARDS	9/85	3/25
INTERCEPTIONS/YARDS	1/4	1/5
PUNTS/YARDS	2/92	5/228
AVERAGE PER PUNT	46.0	45.6
PUNT RETURNS/YARDS	1/7	1/1
KICKOFF RETURNS/YARDS	2/34	3/50
POSSESSION TIME	41:13	18:47
THIRD-DOWN CONVERSIONS	6/15	4/11
FOURTH-DOWN CONVERSIONS	2/2	0/0
SACKS BY	2/13	1/8

2014 LSU Football - Numerical Roster vs. Notre Dame

NO.	NAME	POS.	HT.	WT.	CL./EXP.	HOMETOWN (HS/PREVIOUS SCHOOL)
1	Quantavius Leslie	WR	6-4	179	Sr.-SQ	Hogansville, Ga. (Hinds (Miss.) CC)
1	Tommy LeBeau	S	6-0	185	Jr.-1L	Monroe, La. (Ouachita Christian HS)
2	Avery Peterson	WR	6-2	200	Fr.-RS	Pompano Beach, Fla. (Hargrave Military (Va.))
3	Clifton Garrett	LB	6-2	242	Fr.-HS	Joliet, Ill. (Planfield South HS)
4	Kwon Alexander	LB	6-2	227	Jr.-2L	Oxford, Ala. (Oxford HS)
6	Brandon Harris	QB	6-3	188	Fr.-HS	Bossier City, La. (Parkway HS)
7	Leonard Fournette	RB	6-1	230	Fr.-HS	New Orleans, La. (St. Augustine HS)
8	Trey Quinn	WR	6-0	194	Fr.-HS	Lake Charles, La. (Barbe HS)
9	John Diarse	WR	6-0	210	Fr.-RS	Monroe, La. (Neville HS)
10	Anthony Jennings	QB	6-2	216	So.-1L	Marietta, Ga. (Marietta HS)
10	Austin Suits	S	6-1	202	Fr.-RS	Baton Rouge, La. (Parkview Baptist HS)
11	Micah Dickens	CB	5-9	179	Fr.-RS	Dry Prong, La. (Grant HS)
11	Brandon Bergeron	QB	6-2	200	So.-Trf.	Lafayette, La. (St. Thomas More HS)
12	Corey Thompson	S	6-2	218	Jr.-2L	Missouri City, Texas (Lawrence Elkins HS)
12	Jeffrey Lang	WR	5-10	193	Sr.-SQ	Benton, La. (Benton HS)
13	Chris LaBorde	WR	6-0	191	Sr.-SQ	Lafayette, La. (Westminister HS)
13	Jake Clise	QB	6-2	212	Fr.-RS	Baltimore, Md. (Loyola HS)
13**	Dwayne Thomas	DB	6-0	182	So.-1L	New Orleans, La. (O.P. Walker HS)
14	Trent Domingue	PK/P	6-1	170	So.-SQ	Mandeville, La. (St. Paul's HS)
14	Lionel Williams	S	6-2	205	Fr.-RS	Chesterfield, Va. (LC Byrd HS)
15	Malachi Dupre	WR	6-3	187	Fr.-HS	River Ridge, La. (John Curtis HS)
16	Tre'Davious White	DB	5-11	191	So.-1L	Shreveport, La. (Green Oaks HS)
16	Brad Kragthorpe	QB	5-11	200	Jr.-SQ	Tulsa, Okla. (Idaho State)
17	Myles O'Brien	LB	6-2	205	Sr.-SQ	Metairie, La. (Rummel HS)
18	Terrence Magee	RB	5-9	217	Sr.-2L	Franklinton, La. (Franklinton HS)
19	Luke Boyd	WR	5-11	184	Sr.-SQ	Stafford, Va. (Farleigh Dickinson)
22	Ronnie Feist	LB	6-1	224	Jr.-1L	Edgard, La. (West St. John HS)
23	Lamar Louis	LB	5-11	229	Jr.-2L	Breaux Bridge, La. (Breaux Bridge HS)
24	Ed Paris	DB	6-1	208	Fr.-HS	New Orleans, La. (Timberview (Texas) HS)
24	Chris Sciambra	PK	5-9	184	Jr.-HS	Baton Rouge, La. (Catholic HS)
25	Reshaud Henry	RB	5-8	195	Fr.-HS	Ponchatoula, La. (Ponchatoula HS)
25	Scott Rider	DB	5-8	163	Fr.-HS	Monroe, La. (Neville HS)
26	Ronald Martin	S	6-2	220	Sr.-3L	White Castle, La. (White Castle HS)
27	Kenny Hilliard	RB	6-0	232	Sr.-3L	Patterson, La. (Patterson HS)
27	Brandon Surtain	DB	5-8	177	So.-HS	Baton Rouge, La. (McKinley)
28	Jalen Mills	DB	6-0	194	Jr.-2L	DeSoto, Texas (DeSoto HS)
29	Rickey Jefferson	S	6-0	204	So.-1L	St. Rose, La. (Destrehan HS)
30	John Battle	S	6-1	186	Fr.-HS	Hallandale, Fla. (Hallandale HS)
30	Kyle Pfau	K	5-10	191	Fr.-HS	Spring, Texas (Klein HS)
31	D.J. Welter	LB	6-1	235	Sr.-1L	Crowley, La. (Notre Dame HS)
31	Bennett Schiro	FB	5-11	214	Fr.-RS	New Orleans, La. (Jesuit HS)
32	Jalen Collins	CB	6-2	198	Jr.-2L	Olive Branch, Miss. (Olive Branch HS)
33	Jamal Adams	S	6-0	206	Fr.-HS	Lewisville, Texas (Hebron HS)
33	Trey Gallman	FB	6-1	256	Fr.-HS	Prairieville, La. (Dutchtown HS)
34	Darrel Williams	RB	6-0	230	Fr.-HS	Marrero, La. (John Ehret HS)
34	Jordan Triche	DB	5-9	162	Fr.-HS	Edgard, La. (West St. John HS)
35	Devin Voorhies	S	6-2	208	Fr.-HS	Woodville, Miss. (Wilkinson County HS)
35	Devante Meullion	FB	5-9	253	Sr.-SQ	Seattle, Wash. (Chief Stealth International HS)
36	Cameron Gamble	PK	5-11	190	Fr.-HS	Flower Mound, Texas (Flower Mound HS)
38	Jamie Keehn	P	6-4	220	Jr.-2L	Queensland, Australia (Rockhampton Grammar)
39	Russell Gage	DB	6-0	180	Fr.-HS	Baton Rouge, La. (Redemptorist HS)
39	Lenny Breda	WR	5-9	167	Fr.-RS	Lake Charles, La. (St. Louis HS)
40	Duke Riley	LB	6-1	218	So.-1L	Buras, La. (John Curtis HS)
41	Travis Dickson	TE	6-3	237	Sr.-2L	Ocean Springs, Miss. (Ocean Springs HS)
42	Colby Delahoussaye	PK	5-10	176	So.-1L	New Iberia, La. (New Iberia HS)
43	Connor Neighbors	FB	5-11	229	Sr.-2L	Huntsville, Ala. (Huntsville HS)

43	Jordan Harper	DE	6-2	228	So.-SQ	New Orleans, La. (Rummel HS)
44	Colin Jeter	TE	6-6	236	So.-JC	Longview, Texas (Longview HS/Kilgore College)
44	Tre' Sullivan	DB	5-8	179	Sr.-SQ	Donaldsonville, La. (Donaldsonville HS)
45	Deion Jones	LB	6-1	220	Jr.-2L	New Orleans, La. (Jesuit HS)
45	Josh Tharp	TE/P	6-2	208	Fr.-HS	Erin, Tenn. (Houston County HS)
46	Tashawn Bower	DE	6-5	237	So.-1L	Somerville, N.J. (Immaculata HS)
47	John David Moore	TE	6-3	229	Fr.-RS	Ruston, La. (Ruston HS)
48	Donnie Alexander	LB	6-1	201	Fr.-HS	New Orleans, La. (Karr HS)
48	Jake Franklin	TE	6-5	262	Sr.-SQ	New Bern, N.C. (William & Mary College)
49	Melvin Jones	FB	6-2	258	So.-1L	Lake Charles, La. (Washington-Marion HS)
50	Reid Ferguson	SNP	6-2	236	Jr.-2L	Buford, Ga. (Buford HS)
50	Christian Pittman	LB	5-11	205	Jr.-SQ	New Orleans, La. (Brother Martin HS)
51	Jonathan Rucker	LB	6-0	205	Fr.-RS	Ponchatoula, La. (Ponchatoula HS)
52	Kendell Beckwith	LB	6-2	245	So.-1L	Clinton, La. (East Feliciana HS)
53	Logan Boudreaux	SNP	5-11	218	Sr.-SQ	St. Amant, La. (St. Amant HS)
53	Grant Leger	LB	6-2	218	Jr.-SQ	Metairie, La. (Jesuit HS)
54	Justin Maclin	DE	6-4	240	Sr.-SQ	Memphis, Tenn. (Ridgeway HS)
55**	Elliott Porter	C	6-4	297	Sr.-2L	Westwego, La. (Kentucky)
56	Trey Lealaimatafao	DT	6-0	300	Fr.-HS	San Antonio, Texas (Earl Warren HS)
57	Davon Godchaux	DT	6-4	298	Fr.-HS	Plaquemine, La. (Plaquemine HS)
57	Cody Townsend	OL	6-2	274	So.-SQ	Marrero, La. (John Ehret HS)
58	Sione Teuhema	DE	6-4	232	Fr.-HS	Keller, Texas (Keller HS)
59	Jermauria Rasco	DE	6-3	247	Sr.-3L	Shreveport, La. (Evangel HS)
61	Alex Cheramie	OL	6-0	280	Fr.-RS	Cypress, Texas (Cypress Ranch HS)
62	Justin Mikush	OL	6-3	347	Fr.-HS	Tomball, Texas (Klein Oak HS)
63	K.J. Malone	OL	6-4	289	Fr.-RS	Ruston, La. (Cedar Creek HS)
64	William Clapp	OL	6-5	295	Fr.-HS	New Orleans, La. (Brother Martin HS)
65	Jerald Hawkins	OT	6-6	309	So.-1L	Baldwin, La. (West St. Mary HS)
67	Jevonte Domond	OT	6-6	310	So.-JC	Glendale, Ariz. (Maricopa HS/Glendale CC)
69	Fehoko Fanaika	OG	6-6	330	Sr.-1L	Sacramento, Calif. (College of San Mateo)
70	La'El Collins	OT	6-5	321	Sr.-2L	Baton Rouge, La. (Redemptorist HS)
71	Jonah Austin	OG	6-6	330	Jr.-1L	New Orleans, La. (St. Augustine HS)
72	Andy Dodd	OL	6-4	336	Fr.-RS	Lindale, Ga. (Pepperell HS)
74	Vadal Alexander	OG	6-6	320	Jr.-2L	Buford, Ga. (Buford HS)
75	Evan Washington	OT	6-6	334	Sr.-1L	DeSoto, Texas (DeSoto HS)
76	Josh Boutte	OL	6-5	340	So.-SQ	New Iberia, La. (Westgate HS)
77	Ethan Pocic	C/OL	6-7	301	So.-1L	Lemont, Ill. (Lemont Township HS)
78	Garrett Brumfield	OL	6-4	309	Fr.-HS	Baton Rouge, La. (University HS)
81	Tony Upchurch	WR	6-1	230	Fr.-HS	Pearland, Texas (Glenda Dawson HS)
82	D.J. Chark	WR	6-2	184	Fr.-HS	Alexandria, La. (Alexandria Senior HS)
83	Travin Dural	WR	6-2	192	So.-1L	Breaux Bridge, La. (Breaux Bridge HS)
84	Logan Stokes	TE	6-5	255	Sr.-1L	Muscle Shoals, Ala. (NE Mississippi CC)
85	Dillon Gordon	TE	6-4	295	Jr.-2L	Edgard, La. (John Curtis HS)
86	Miquel James	WR	5-8	161	Fr.-HS	Kentwood, La. (Jewell Sumner HS)
87	Kevin Spears	WR	6-3	195	Fr.-RS	New Orleans, La. (Holy Cross HS)
88	Jacory Washington	TE	6-5	221	Fr.-HS	Westlake, La. (Westlake HS)
88	Reid Travis	DL	6-0	342	Fr.-HS	Kentwood, La. (Saint Thomas Aquinas HS)
89	DeSean Smith	TE	6-5	242	So.-1L	Lake Charles, La. (Barbe HS)
90	Maquedius Bain	DT	6-4	299	Fr.-RS	Ft. Lauderdale, Fla. (University School)
91	Christian LaCouture	DT	6-5	300	So.-1L	Lincoln, Neb. (Lincoln Southwest HS)
92	Lewis Neal	DE	6-1	255	So.-1L	Wilson, N.C. (James B. Hunt HS)
93	M.J. Patterson	DE	6-3	231	Fr.-RS	Winnfield, La. (Winnfield HS)
94	Danielle Hunter	DE	6-6	240	Jr.-2L	Katy, Texas (Morton Ranch HS)
95	Quentin Thomas	DT	6-4	303	Jr.-1L	Breaux Bridge, La. (Breaux Bridge HS)
96	Mickey Johnson	DT	6-1	310	Jr.-SQ	Covington, La. (St. Paul's HS)
97	Frank Herron	DT	6-4	278	Fr.-RS	Memphis, Tenn. (Memphis Central HS)
98	Deondre Clark	DE	6-3	244	Fr.-HS	Oklahoma City, Okla. (Douglass HS)
99	Greg Gilmore	DT	6-5	305	Fr.-RS	Hope Mills, N.C. (South View HS)

** Denotes injured player