



TEXAS A&M

2014 AGGIE FOOTBALL Game Notes

THREE NATIONAL CHAMPIONSHIPS • 707 VICTORIES • 18 CONFERENCE TITLES • 35 BOWL GAMES • 64 FIRST-TEAM ALL-AMERICANS

2014 SCHEDULE

	THURSDAY, AUG. 28 @SOUTH CAROLINA COLUMBIA, S.C.	W, 52-28
	SATURDAY, SEPT. 6 LAMAR KYLE FIELD, COLLEGE STATION	W, 73-3
	SATURDAY, SEPT. 13 RICE KYLE FIELD, COLLEGE STATION	W, 38-10
	SATURDAY, SEPT. 20 @SMU DALLAS, TEXAS	W, 58-6
	SATURDAY, SEPT. 27 vs. ARKANSAS AT&T STADIUM, ARLINGTON, TEXAS	W, 35-28 1 OT
	SATURDAY, OCT. 4 @MISSISSIPPI STATE STARKVILLE, MISS.	L, 31-48
	SATURDAY, OCT. 11 OLE MISS KYLE FIELD, COLLEGE STATION	L, 20-35
	SATURDAY, OCT. 18 @ALABAMA TUSCALOOSA, ALA.	L, 0-59
	SATURDAY, NOV. 1 UL-MONROE KYLE FIELD, COLLEGE STATION	W, 21-16
	SATURDAY, NOV. 8 @AUBURN AUBURN, ALA.	W, 41-38
	SATURDAY, NOV. 15 MISSOURI KYLE FIELD, COLLEGE STATION	L, 28-35
	THURSDAY, NOV. 27 6:30 PM/ESPN LSU KYLE FIELD, COLLEGE STATION	

FB MEDIA RELATIONS CONTACTS

MAIN LINE, Texas A&M Media Relations
Phone 979.845-5725
FAX 979.845-6825

ALAN CANNON, Associate A.D./Media Relations
email acannon@athletics.tamu.edu

BRAD MARQUARDT, Associate Director
email bmarquardt@athletics.tamu.edu

ADAM QUISENBERRY, Assistant Director
email aquisenberry@athletics.tamu.edu

MATT CALLAWAY, Assistant Director
email mcallaway@athletics.tamu.edu

JACKIE THORNTON, Secretary
email jackiet@athletics.tamu.edu



LSU
(7-4, 3-4 vs. SEC)

AT


TEXAS A&M
(7-4, 3-4 vs. SEC)



WHAT TO WATCH FOR: #LSUvsTAMU

- Texas A&M will be seeking to end a three-game losing streak against LSU.
- LSU is the only team in the SEC West that the Aggies haven't beaten since joining the conference in 2012.
- The last Texas A&M victory in the series came nearly 20 years ago in 1995 (33-17 at Kyle Field).
- The Tigers are 3-0 against the Aggies since A&M's most recent victory.
- It will be the 53rd meeting between the two regional rivals with the Tigers holding a 29-20-3 lead in the series. The series, which is the eighth most-played rivalry for the Aggies, began in 1899 with Aggies logging a 52-0 victory in College Station.
- It will be the final game at Kyle Field for 17 Texas A&M seniors.
- Texas A&M will average over 100,000 in attendance for the season, which has never happened in school history. The average home crowd through five games is 104,981.
- Texas A&M has eight players from the state of Louisiana on its football roster.
- Sophomore WR Josh Reynolds needs one TD catch to take sole ownership of the Texas A&M record for receiving scores (currently tied with Fuller, Evans with 12)
- Sophomore LB Shaan Washington leads the Aggies in tackles per game with 6.8 (54 in 8 games). He missed the first three games of 2014 with an injury.

2014 STATISTICAL STANDOUTS



Passing
KYLE ALLEN
Scottsdale, Ariz.
884 yards (79-130 att.)



Rushing
TRA CARSON
Texarkana, Texas
431 yards (91 att.)



Receptions
RICKY SEALS-JONES
Sealy, Texas
47 catches (443 yards)



Receiving Yards/TD
JOSH REYNOLDS
San Antonio, Texas
746 yards / 12 TDs



Scoring
JOSH LAMBO
Middleton, Wisc.
84 pts (11-13 FG, 51-51 XP)



Tackles / PBUs
HOWARD MATTHEWS
League City, Texas
67 tackles / 8 PBUs






QBS / QBH / TFL
MYLES GARRETT
Arlington, Texas
11.0 QBS / 9 QBH / 12.5 TFL



All-Purpose
SPEEDY NOIL
New Orleans, La.
1,225 yards

2014 SCHEDULE BREAKDOWN

	@SOUTH CAROLINA (#9-AP/#9-HC) Thursday, Aug. 28 5 p.m. Columbia, S.C. W, 52-28 SEC Network	Aggies open season road win over No. 9 Gamecocks ... second top 10 road win of Sumlin's A&M career ... QB Hill passes for A&M-record 511 yards in 1st start ... WR Kennedy reels in 14 catches.
	LAMAR Saturday, Sept. 6 6:30 p.m. Kyle Field, College Station, Texas W, 73-3 SEC Network	State of Texas record crowd of 104,728 attends Kyle Field redevelopment reveal ... nine Aggies score TDs (3 RBs, 6 WRs) ... freshman WR Noil has 40+ catch, 50+ KOR, 60+ PR ... 73 points most since 2003.
	RICE Saturday, Sept. 13 8 p.m. Kyle Field, College Station, Texas W, 38-10 ESPN2	Freshman DE Myles Garrett logs 2.5 QBS, matches freshman SEASON record of 5.5 in third game ... 47-yard FG by PK Lambo was a career long ... Aggies score 163 points in first 3 games, most since 1917.
	@SMU Saturday, Sept. 20 2:30 p.m. Dallas, Texas W, 58-6 ABC/ESPN2	Season-debuts by LB Shaan Washington and CB De'Vante Harris -- out since fall camp due to injury ... Season-high 8 QB sacks, 268 rushing yards ... Averaged 9.8 yards/play ... Allowed only 13 first downs.
	vs. ARKANSAS (RV-AP/RV-HC) Saturday, Sept. 27 2:30 p.m. Arlington, Texas W, 35-28 (1 OT) CBS	Aggies rally from 14-point 4th Q deficit to beat Hogs in OT, 35-28 ... Game-winner was a 25-yard TD catch by Malcome Kennedy on 1st play of OT ... Vets Obioha, Everett combine to stuff Hogs on 4th&1 in OT.
	@MISSISSIPPI ST. (#12-AP/#14-HC) Saturday, Oct. 4 11 a.m. Starkville, Miss. L, 31-48 ESPN	Aggies suffer first defeat of 2014 ... QB Kenny Hill tosses 4 TDs, 4th 4-TD game of season ... DE Myles Garrett leads w. 10 tackles, takes sole possession of freshman sacks mark with D. Prescott sack.
	OLE MISS (#3-AP/#4-HC) Saturday, Oct. 11 8 p.m. Kyle Field, College Station, Texas L, 20-35 ESPN	QB Kenny Hill logs second-career 400+ passing game ... WR Speedy Noil gains 192 all-purpose yards, including 11 catches for 105 yards ... Drew Kaser averages 50.7 on 6 punts, puts 3 inside 20.
	@ALABAMA (#7-AP/#7-HC) Saturday, Oct. 18 2:30 p.m. Tuscaloosa, Ala. L, 0-59 CBS	Aggies suffer first shutout since 2003 ... LB Shaan Washington leads team with career-high and game-high 10 tackles ... Drew Kaser boots career-high 9 punts (45.0 avg).
	ULM Saturday, Nov. 1 11 a.m. Kyle Field, College Station, Texas W, 21-16 SEC Network	Kyle Allen becomes first freshman QB to win first start in more than 20 years ... 2-gm suspension of Kenny Hill announced prior to game ... DE Myles Garrett has 3.5 QBS, breaks Clowney's SEC freshman mark.
	@AUBURN (#3-AP/#3-HC) Saturday, Nov. 8 2:30 p.m. Auburn, Ala. W, 41-38 CBS	Aggies log 2nd-highest ranked road victory in school history ... QB Allen named Walter Camp POW passing for 277 yards, 4 TDs ... Sumlin 1st A&M coach w. 3 road wins over AP top 10 opps.
	MISSOURI Saturday, Nov. 15 6:30 p.m. Kyle Field, College Station, Texas SEC Network	Late 4th Q goalline stand by the Tigers stops Aggies' comeback bid ... Def. starters Garrett and Robinson ruled out due to injury prior to game ... WR Reynolds grabs 12th TD catch, ties A&M rec. TD record
	LSU Thursday, Nov. 27 6:30 p.m. Kyle Field, College Station, Texas ESPN	

THIS WEEK

SETTING THE SCENE ...

KICKOFF: 6:30 p.m. CT

SITE: Kyle Field (capacity: 106,000)

RANKINGS:

LSU (RV - AP / RV - HC)
Texas A&M (RV - AP / RV -- HC)

TELEVISION:

ESPN (National)
Rece Davis, play-by-play
Jesse Palmer, analyst
David Pollack, analyst
Samantha Ponder, sideline

RADIO:

Compass Media Networks (National)
Drew Bontadelli, play-by-play
Tony Hill, analyst

Texas A&M Radio Network (Regional)
The Texas A&M Radio Network provides coverage via nearly 60 stations across the state of Texas. For a complete list of affiliates, please go to 12thMan.com.

Dave South, play-by-play
Dave Elmendorf, analyst
Will Johnson, sideline

Texas A&M Spanish Network (Regional)
Texas A&M's Spanish broadcast can be heard on radio stations in San Antonio, Houston, El Paso and McAllen, Texas.

Pedro Vela Almaguer, play-by-play
Noel Orellana, analyst

SIRIUS XM:

The Texas A&M Sports Network's call can be heard on Sirius 94 / XM 94 ... Texas A&M Spanish Network on channel 551.

SERIES INFO:

- LSU holds a 29-20-3 advantage over the Aggies in the all-time series between the two regional rivals.
- It's been nearly 20 years since the Aggies' last victory over the Tigers -- a 33-17 win in College Station in 1995.
- Former Texas A&M assistants on the LSU staff include: Steve Ensminger, Jeff Grimes, and Steve Kragthorpe. Tiger DB Corey Thompson is the son of Tony Thompson, who played WR for the Aggies in the late 1980s.

TAMU vs. LSU since 1987

(when home/home series resumed)

2013	Baton Rouge, La.	L, 34-10
2012	College Station	L, 24-19
2010	Arlington	L, 41-24
1995	College Station	W, 33-17
1994	Baton Rouge, La.	W, 18-13
1993	College Station	W, 24-0
1992	Baton Rouge, La.	W, 31-22
1991	College Station	W, 45-7
1990	Baton Rouge, La.	L, 17-8
1989	College Station	W, 28-16
1988	Baton Rouge, La.	L, 27-0
1987	College Station	L, 17-3

LAST GAME AT KYLE FIELD- FOR 2014 SENIOR CLASS

The 17-member Texas A&M senior class of 2014 will be playing in its final home game when the Aggies battle LSU on Thanksgiving night. Highlights of their careers include:

- The 2014 seniors have compiled a 34-16 (68.0 winning percentage) record over the past four seasons.
- Will become the eighth senior class to play in four bowl games, joining the seniors of 1978, 1992, 1993, 2000, 2001, 2012 and 2013.
- Will be seeking an unprecedented fourth bowl win having already logged wins in the 2011 Texas Bowl, the 2013 Cotton Bowl and the 2013 Chick-fil-A Bowl.
- Only the Senior Classes of 2013 and 2014 have won more than two bowl games in their careers.
- First group of seniors to log three road wins over Associated Press top 10 opponents since the mid-50s.

Senior Class of 2014

Donnie Baggs	LB	League City, Texas
Justin Bass	LB	Arlington, Texas
Cameron Clear	TE	Memphis, Tenn.
Ben Compton	OL/TE	Friendswood, Texas
Deshazor Everett	DB	DeRidder, La.
Alex Freeman	SNP	Austin, Texas
Garrett Gramling	OL	Denton, Texas
Jarvis Harrison	OL	Navasota, Texas
Clay Honeycutt	DB	Dickinson, Texas
Malcome Kennedy	WR	Cayuga, Texas
Josh Lambo	PK	Middleton, Wisc.
Howard Matthews	DB	League City, Texas
Cedric Ogbuehi	OL	Allen, Texas
Floyd Raven Sr.	DB	Kenner, La.
Ivan Robinson	DL	Longville, La.
Tommy Sanders	LB	Cordele, Ga.
Tyrell Taylor	DL	Houston, Texas

AGGIES BOWLING FOR SIXTH STRAIGHT SEASON

- With seven wins in 2014, the Aggies have guaranteed themselves of a sixth straight bowl game appearance, which has never happened before in program history.
- The Aggies had gone bowling in five straight seasons three times previously (1989-93, 1997-2001 and 2009-13).
- Over the previous five seasons, the Aggies have earned berths in the 2009 Independence, 2011 and 2013 Cotton, 2011 Texas and 2013 Chick-fil-A Bowls.

LOUISIANA AGGIES

While the overwhelming majority of players on the Texas A&M roster are from the state of Texas, the state of Louisiana produces the second-most Aggies with eight on the squad.

Aggies from the Pelican State

Noel Ellis	DB	New Orleans (Karr HS)
Deshazor Everett	DB	DeRidder (DeRidder HS)
Speedy Noil	WR	New Orleans (Karr HS)
Julien Obioha	DL	New Orleans (Brother Martin HS)
Floyd Raven Sr.	DB	Kenner (East St. John HS)
Ivan Robinson	DL	Longville (South Beauregard HS)
Shaan Washington	LB	Alexandria (Senior HS)
Donovan Wilson	DB	Shreveport (Woodlawn)

"FAST START"-ERS

One of the opening periods of head coach Kevin Sumlin's practices is called "fast start." Occurring just after warmups, "fast start" features several live-action 11-on-11 series just like a game situation. He started implementing the period when his teams at the University of Houston were getting off to slow starts.

- In 37 games under Sumlin, A&M has scored at least 14 first-quarter points 17 times.
- Texas A&M has scored first in 31-of-37 games under Kevin Sumlin. The Aggies have scored first in 8-of-11 games in 2014.
- On opening offensive series under Sumlin, the Aggies have scored 24-of-37 times with an impressive 23 touchdowns. A&M has scored on its initial offensive series 7-of-11 times in 2014.
- In first quarters under Sumlin (37 games), the Aggies have outscored their opponents 394-199 or an average of 10.7-5.4. In first quarters in 2014, the Aggies have outscored opponents, 93-72 (8.5-6.5).
- A&M has been outscored in the first quarter in just nine games under Sumlin: Mississippi State, Ole Miss and Alabama in 2014, Rice, LSU and Duke in 2013 and Florida, Arkansas and Ole Miss in 2012.

- Mark Snyder's Aggie defense has forced a punt, turnover or turnover on downs on 24 of 37 opening series. In 2014, opponents have scored on their opening drive just four times (in 11 games). In fact, on opening drives in the first and second halves, opponents have scored just eight times in 22 drives.

YOUTH MOVEMENT, PART II

- The Aggies have used 14 true freshman from the 2014 signing class.
- Including the scholarship redshirt freshmen (8), the Aggies have used a whopping 22 freshmen in 2014.
- Add in three transfers that have made their A&M debuts and the Aggies have used 25 *scholarship* newcomers (Several other walkon newcomers saw mop-up duty this season).
- Last year, the Aggies used 17 true freshmen, four redshirt freshman, two four-year transfers and two junior college transfers for a total of 25 newcomers.

True Freshmen

+LB Otar Alaka (3)
+QB Kyle Allen (3)
DE Qualen Cunningham
+DE Myles Garrett (6)
OL J.J. Gustafson
+DB Nick Harvey (1)
DL Zaycoven Henderson
WR Frank Iheanacho
WR Jamal Jeffery
DE Jarrett Johnson
+WR Speedy Noil (5)
+LB Josh Walker (4)
+DB Armani Watts (6)
DB Donovan Wilson

Redshirt Freshmen

LB Reggie Chevis
+CB Victor Davis (5)
DE Darrell Jackson
DL Justin Manning
WR Kyrion Parker
+WR Ricky Seals-Jones (8)
LB Brett Wade
RB James White

Transfers

+LB A.J. Hilliard (1)
+WR Josh Reynolds (10)
OL Jeremiah Stuckey

+ -- Started at least one game in 2014

MORE FRESHMAN IMPACT

- Six true freshmen have started games for the Aggies in 2014 -- SAF Armani Watts, WR Speedy Noil, LB Josh Walker, CB Nick Harvey, DE Myles Garrett and QB Kyle Allen.
- Noil leads the team in all-purpose yards with 1,225 (122.5 per game), kickoff return yards (525 yards) and punt return yards (177). He averages 16.3 yards every time he touches the football.
- Noil had a 40-yard+ catch, 50-yard+ kickoff return and 60-yard+ punt return in a single game earlier this season (vs. Lamar). The last time that trifecta was accomplished by a player in a SEASON was 1973 by Carl Roaches.
- Noil has at least one catch in every game he's played this season.
- Watts leads the team with three interceptions, which is just one shy of matching Jaxson Appel's Texas A&M freshman record.
- The first start of Watts' career in the season-opener vs. South Carolina resulted in three tackles, an interception and a pair of critical pass breakups. He showed spectacular make-up speed when he came across the field to make another pickoff against ULM.
- Garrett has owned the A&M freshman QB sacks record since early in the season. He broke the SEC freshman record (8 by Jadeveon Clowney of South Carolina in 2011) in game 9. He has 11.0 QBS for the season.
- Watts and Garrett are the Aggies' top two freshman tacklers with 52 and 46 tackles each, respectively.
- Freshmen have combined for 15 of A&M's 32.0 QB sacks.

2014 QUICK FACTS

GENERAL INFORMATION

LOCATION: College Station, Texas 77842
FOUNDED: 1872 (opened 1876)
ENROLLMENT: 62,185 (fall 2014)
PRESIDENT: Dr. Mark A. Hussey (Illinois '77)
CHANCELLOR: John Sharp (Texas A&M '72)
FACULTY REPRESENTATIVE: Dr. Tom Adair (Texas A&M '57)
DIRECTOR OF ATHLETICS: Eric Hyman (North Carolina)
ATHLETIC DEPT PHONE: (979) 845-5129
CONFERENCE: Southeastern Conference
AFFILIATION: NCAA Division I
NICKNAME: Aggies
MASCOT: Reveille (American Collie)
COLORS: Maroon (Pantone 505) and White

STADIUM INFORMATION

STADIUM: Kyle Field
CAPACITY: 106,000 (2014 capacity)
LARGEST CROWD: 110,633 (vs. Ole Miss, Oct. 11, 2014)
PLAYING SURFACE: Natural grass
FIRST YEAR OF FOOTBALL: 1905
STADIUM BUILT: 1927 and 1929

COACHING STAFF

HEAD COACH:

KEVIN SUMLIN (Purdue, '88)
 Years at Texas A&M: 3rd (27-10)
 Years as head coach: 7th (62-27)

ASSISTANT COACHES:

MARK SNYDER, Defensive Coordinator (Marshall, '88)
JAKE SPAVITAL, Off. Coordinator/QB (Missouri St., '08)
B.J. ANDERSON, Offensive Line (Stephen F. Austin, '97)
JEFF BANKS, TE/Special Teams Coord. (Wash. St., '99)
DAVID BEATY, WR/Recruiting Coord. (Lindenwood, '94)
MARK HAGEN, Linebackers (Indiana, '95)
TERRY JOSEPH, Secondary (Northwestern (La.) State '96)
CLARENCE MCKINNEY, Running Backs (Mary, '94)
TERRY PRICE, Defensive Line (Texas A&M, '90)
LARRY JACKSON, FB Sports Performance (Texas A&M, '95)

TEAM INFORMATION

BASIC OFFENSE: Multiple
BASIC DEFENSE: Multiple 4-3
2013 OVERALL RECORD: 9-4
2013 CONFERENCE RECORD (FINISH): 4-4 (4th in SEC West)
2013 BOWL: 2013 Chick-fil-A Bowl (W, 52-48 vs. Duke)
2013 RANKING: No. 18 in AP media/USA Today coaches
LETTERMEN RETURNING: 51
(22 offense, 22 defense, 7 specialists)
LETTERMEN LOST: 21
(12 offense, 8 defense, 1 specialists)
STARTERS RETURNING: 11
OFFENSIVE STARTERS RETURNING: 5
DEFENSIVE STARTERS RETURNING: 6
PK/P STARTERS RETURNING: 2
STARTERS LOST: 11
OFFENSIVE STARTERS LOST: 6
DEFENSIVE STARTERS LOST: 5
PK/P STARTERS LOST: 0

MEDIA RELATIONS INFORMATION

OFFICE PHONE: (979) 845-5725
OFFICE FAX: (979) 845-6825
WEBSITE: 12thMan.com/media
ASSOCIATE AD: **ALAN CANNON**
E-MAIL: acannon@athletics.tamu.edu
ASSOCIATE DIRECTOR: **BRAD MARQUARDT**
E-MAIL: bmarquardt@athletics.tamu.edu
ASSISTANT DIRECTOR: **ADAM QUISENBERRY**
E-MAIL: aquisenberry@athletics.tamu.edu
ASSISTANT DIRECTOR: **MATT CALLAWAY**
E-MAIL: mcallaway@athletics.tamu.edu
MAILING ADDRESS:
 P.O. Box 30017, College Station, TX 77842-3017
OVERNIGHT ADDRESS:
 161 Wellborn Rd., Kyle Field Room W127
 College Station, TX 77840

NEW SACK STANDARD

True freshman DE Myles Garrett has burst on the scene as one of the nation's top pass-rushing threat in 2014.

- Despite missing the Aggies' most recent game vs. Missouri due to injury, Garrett leads the Aggies in QB sacks (11.0-64), tackles for loss (12.5-67) and QB hurries (9), and ranks eighth on the team (No. 2 among defensive linemen) with 46 tackles.
- In the ninth game of 2014 (his fifth start), Garrett surpassed the old SEC freshman record of eight sacks set by South Carolina All-American and 2014 NFL top overall pick Jadeveon Clowney.
- Garrett matched A&M's freshman record of 5.5 sacks (originally set by All-American Sam Adams in 1991 and matched by All-American Damontre Moore in 2010) in the first three games of his career. He took sole ownership of the record in game 6.
- Garrett broke the A&M freshman single game QBS record of two (by Adams and Moore, again) with 2.5 sacks vs. Rice. He rebroke the record with 3.5 vs. ULM, which ranks as the sixth-best single game effort among all classifications at Texas A&M

Texas A&M Freshman QB Sacks

NAME	SACKS	YEAR
MYLES GARRETT	11.0	2014
Damontre Moore	5.5	2010
Sam Adams	5.5	1991
Aaron Wallace	5.0	1986
Alex Morris	4.0	1985

NCAA FBS QB Sack Leaders

Nate Orchard, Utah	17.5
Hau'Oli Kikana, Washington	17.5
Shane Ray, Missouri	13.5
Scooby Wright III, Arizona	12.0
Joey Bosa, Ohio State	11.5
MYLES GARRETT, TEXAS A&M	11.0
Emmanuel Ogbah, Oklahoma St.	11.0
Pete Robertson, Texas Tech	11.0

Freshman NCAA FBS QB Sack Leaders

MYLES GARRETT, TEXAS A&M	11.0
Derek Barnett, Tennessee	9.0
Kemoko Turay, Rutgers	7.5
Ja'Von Rolland-Jones, Ark. St.	7.5
Marquis Haynes, Ole Miss	6.5

SEC QB Sack Leaders

Shane Ray, Missouri	13.5
MYLES GARRETT, TEXAS A&M	11.0
Derek Barnett, Tennessee	9.0
Curt Maggitt, Tennessee	9.0
Markus Golden, Missouri	8.5

Other Notables....

- Garrett's older sister, Brea, is a thrower on the Aggies' powerhouse track and field team, which won the NCAA outdoor crown in 2014. Brea Garrett is the school record holder in the indoor weight throw and the hammer.

SPEEDY IMPACT

True freshman WR Speedy Noil's impact on the Aggies' receiving corps and return units has been impressive.

- Despite missing a midseason game due to injury, Noil is the Aggies' leader in all-purpose yardage and punt and kickoff return yardage, and he ranks third on the team in receiving yardage.
- Noil's 1,225 all-purpose yards rank No. 6 by a freshman in school history.
- He is the fifth freshman (second true freshman) to reach the 40-catch plateau and his 513 receiving yards rank No. 7 in the freshman record book.

Noil in the Freshman Record Book

All-Purpose Yardage

Cyrus Gray	1,592	2008
Dante Hall	1,551	1996
Leeland McElroy	1,427	1993
Johnny Manziel	1,410	2012
Greg Hill	1,318	1991
SPEEDY NOIL	1,225	2014

Receptions

Mike Evans	82	2012
Ryan Tannehill	55	2008
Jeff Fuller	50	2008
RICKY SEALS-JONES	47	2014
SPEEDY NOIL	40	2014

Receiving Yards

Mike Evans	1,105	2012
Ryan Tannehill	844	2008
Uzoma Nwachukwu	670	2008
Jeff Fuller	630	2008
Brian Mitchell	519	1991
Terrence Murphy	518	2001
SPEEDY NOIL	513	2014
RICKY SEALS-JONES	443	2014

Kickoff Return Yards



Cyrus Gray	49-1,169	2008
Leeland McElroy	15-590	1993
TREY WILLIAMS	25-557	2012
SPEEDY NOIL	21-525	2014



PRO DADS/FAMILY


Multiple players on the Aggies' 2014 roster have fathers or other relatives that were accomplished professional athletes in the NFL or other sports.

BRUCE MATTHEWS / MIKE MATTHEWS




The father of Aggie OL Mike Matthews, Bruce, was inducted into the Pro Football Hall of Fame in 2007. Mike continues the amazing Matthews family football legacy, which includes former A&M OL starters Kevin and Jake Matthews.

ROD HARRIS / DE'VANTE HARRIS




Junior CB De'Vante Harris' father, Rod, was an accomplished return man for three NFL teams and had over 150 punt/kickoff returns in his career.

LOUIS CHEEK / JOSEPH CHEEK



Junior OG Joseph Cheek's dad, Louis, saw action in 39 games in four seasons in the NFL.

KEN HILL / KENNY HILL





Sophomore QB Kenny Hill's dad, Ken, played 14 seasons in the MLB with several teams. He was an All-Star in 1994 with the St. Louis Cardinals, and finished second in the Cy Young balloting.

FRANK / KELLY / SHANE TRIPUCKA



Punter Shane Tripucka's family tree includes former AFL all-star QB Frank Tripucka (grandfather) and former NBA all-star Kelly Tripucka (uncle).

BEN BASS / JUSTIN BASS



Senior LB Justin Bass' older brother, Ben, played two seasons with the Dallas Cowboys.

RARE FRESHMAN

True freshman QB Kyle Allen, who enrolled at A&M in January, won the Aggies' starting job during the open week after the Alabama game and started the last three games.

- Allen is the first freshman QB to win his starting debut (21-16 over ULM) at Texas A&M since Corey Pullig led the Aggies to a 40-18 win over Louisville in his first start in 1992.
- He is the first A&M QB starter NOT from the state of Texas since Bucky Richardson (Baton Rouge, La.) in 1987.
- He was the first true freshman QB starter since Reggie McNeal in 2002.
- Kyle Allen was the first QB starter named Kyle at the home of the 12th Man. In fact, in a bit of an upset, research reveals just nine lettermen in program history named Kyle.

Freshman QB Starters since 1972

Texas A&M has had 13 quarterbacks start games as freshmen since freshmen became eligible in 1972.

FRESHMAN QB	YEAR	1 ST	RESULT
David Walker	1973	6th	W, 35-16 at TCU
Mike Mosley	1977	9th	W, 52-23 at TCU
Gary Kubiak	1979	3rd	*W, 27-14 at Penn St.
Kevin Murray	1983	5th	W, 30-7 vs. Houston
Craig Stump	1984	4th	L, 30-12 vs. Texas Tech
Lance Pavlas	1987	3rd	W, 27-14 vs. USM
Bucky Richardson	1987	6th	W, 34-10 at Baylor
Jeff Granger	1991	2nd	L, 35-34 at Tulsa
Corey Pullig	1992	9th	W, 40-18 vs. Louisville
Reggie McNeal	2002	11th	L, 33-27 ⁽²⁰⁷⁾ vs. Mizzou
Stephen McGee	2005	11th	L, 40-29 vs. Texas
Johnny Manziel	2012	1st	L, 17-20 vs. Florida
KYLE ALLEN	2014	9th	W, 21-16 vs. ULM

*Kubiak was injured on 1st play and left game.

DEEP WR CORPS

The Aggies lost three of their top four receivers from 2014, but have reloaded with an impressive group of new faces.

- Last year, Texas A&M was the nation's only team with four receivers with 50+ catches/600+ receiving yards, but only senior Malcome Kennedy returns from that quartet of receivers.
- In 2014, Texas A&M and Washington State are the only schools in FBS with four receivers with 40 or more catches and five pass catchers with 400 or more receiving yards.

*Aggies with 40 or more catches

Ricky Seals-Jones	47
Josh Reynolds	45
Malcome Kennedy	45
Speedy Noil	40

*Aggies with 400+ receiving yards

Josh Reynolds	746
Malcome Kennedy	526
Speedy Noil	513
Edward Pope	443
Ricky Seals-Jones	443

3RD PHASE ADVANTAGE

- PK Josh Lambo has connected on 62-of-64 or 97.0 percent of its placekicks in 2014 -- 11-of-13 on field goals and 51-of-51 on PATs.
- Returning Ray Guy Award finalist Drew Kaser ranks No. 14 in FBS with a 44.4 average. Also has 17 coffin corner efforts, 13 50-yard plus boots and forced 19 fair catches in 51 punts.
- Kaser was named the CFP National Punter of the Week after averaging 54.7 yards on three punts in win over Auburn, including a pair of 50-yard+ boomers that flipped the field in the fourth quarter to help snuff the Tigers' rally.
- Aggies rank No. 12 nationally with 40.6 net punt average. Team has allowed just 11 punts to be returned for 93 yards. The Aggies have recovered a pair of fumbles on opponent punt returns.
- Team is tied for No. 16 nationally with 38 touchbacks on kickoffs, and the Aggies' touchback percentage of 55.9 ranks No. 20.
- Speedy Noil ranks No. 6 nationally in punt return average at 13.6 per attempt.
- As a team, A&M ranks No. 11 nationally in punt return average (13.6) and No. 23 in kickoff returns (23.3).
- A&M is one of seven teams in FBS ranked in top 25 in both kick and punt returns (Georgia, Maryland, Missouri, Ohio State, Utah and Wisconsin).
- A&M's kickoff coverage unit ranks No. 21 in kickoff return defense (18.3).

TEAM TRENDS & NOTABLES

- A&M has used 17 different receivers this season, including eight with double-digit receptions.
- The Aggies are tied for No. 19 in the FBS with 52 touchdowns.
- A&M has nine receivers with at least one TD and five RBs with at least one score.
- Of the eight Aggie receivers with double-digit catches in 2014, five of them are averaging at least 10.0 yards per catch. Three of them are averaging over 15.0 yards per catch.
- Texas A&M has at least one rushing TD in 7-of-11 games. The Aggies have passed for 2 or more TDs in 9-of-11 games. The Aggies have passed for four or more TDs five times. A&M has 400+ total yards in 8-of-11 games.
- After having three or more sacks in just two games in 2013, the Aggies have posted at least three QB sacks in six games in 2014.
- Pressuring the QB has greatly improved for the Aggies in 2014. The Aggies have 32 QB sacks (-139 yards) after mustering just 21 sacks (-85 yards) in 13 games of action in 2013.
- The Aggies have allowed just 44 points after the third quarter in 2014, outscoring their opponents, 106-44, in the fourth quarter and overtime.

Continued...





2014 STANDINGS

Eastern

Team	All	SEC
Missouri.....	9-2.....	6-1
Georgia.....	9-2.....	6-2
Florida.....	6-4.....	4-4
South Carolina.....	6-5.....	3-5
Tennessee.....	5-6.....	2-5
Kentucky.....	5-6.....	2-6
Vanderbilt.....	3-8.....	0-7

Western

Team	All	SEC
Alabama.....	10-1.....	6-1
Mississippi State.....	10-1.....	6-1
Auburn.....	8-3.....	4-3
Ole Miss.....	8-3.....	4-3
LSU.....	7-4.....	3-4
Texas A&M.....	7-4.....	3-4
Arkansas.....	6-5.....	2-5

Week 13 Schedule

THURSDAY, Nov. 27

LSU (7-4, 3-4 SEC) at Texas A&M (7-4, 3-4 SEC)

6:30 p.m. CT • ESPN
College Station, Texas • Kyle Field (106,000)

FRIDAY, Nov. 28

Arkansas (6-5, 2-5 SEC) at Missouri (9-2, 6-1 SEC)

1:30 p.m. CT • CBS
Columbia, Mo. • Memorial Stadium - Faurot Field (72,000)

SATURDAY, Nov. 29

Georgia Tech (9-2) at Georgia (9-2, 6-2 SEC) S

Noon ET • SEC Network
Athens, Ga. • Sanford Stadium (92,746)

Kentucky (5-6, 2-6 SEC) at Louisville (8-3)

Noon ET • ESPN2
Louisville, Ky. • Papa John's Cardinal Stadium (55,000)

South Carolina (6-5, 3-5 SEC) at Clemson (8-3)

Noon ET • ESPN
Clemson, S.C. • Memorial Stadium (81,500)

Mississippi State (10-1, 6-1 SEC) at Ole Miss (8-3, 4-3 SEC)

2:30 p.m. CT • CBS
Oxford, Miss. • Vaught-Hemingway Stadium (60,580)

Florida (6-4, 4-4 SEC) at Florida State (11-0)

3:30 p.m. ET • ESPN
Tallahassee, Fla. • Doak Campbell Stadium (82,300)

Tennessee (5-6, 2-5 SEC) at Vanderbilt (3-8, 0-7 SEC)

3 p.m. CT • SEC Network
Nashville, Tenn. • Vanderbilt Stadium (40,350)

Auburn (8-3, 4-3 SEC) at Alabama (10-1, 6-1 SEC)

6:45 p.m. CT • ESPN
Tuscaloosa, Ala. • Bryant-Denny Stadium (101,821)

- Texas A&M ranks No. 26 nationally in first downs with 260, including a school-record 39 vs. then No. 9 South Carolina in Columbia, S.C.
- On 56 3rd or 4th down rushes, the Aggies have made a first down and/or touchdown 34 times (60.7 success rate).
- On 59 3rd or 4th down catches, the Aggies have made a first down and/or touchdown 39 times (66.1 success rate)
- The Aggies rank No. 26 nationally in yards per play with an average gain of 6.4.
- In the return game, A&M holds a 13.6-8.5 advantage on punt returns and a 23.3-18.2 advantage on kickoff returns.
- The Aggies have reached 3,500 passing yards for the sixth time in school history with 3,533 passing yards. It's the sixth straight year that the Aggies have surpassed 3,500 yards.

INDIVIDUAL TRENDS

- 2014 Ray Guy Award semifinalist Drew Kaser ranks No. 16 nationally with a 44.4 punt average, but more importantly, he's been the impetus for the Aggies' 40.6 net average, which ranks No. 12 in the FBS.
- In SEC games only, Kaser is averaging 45.6 yards (second in SEC) with 11 coffin corners, 12 50-yarders and just four touchbacks. The Aggies' net punting average in SEC games is 41.2 (No. 3 in the SEC).
- In his six starts, true freshman DE Myles Garrett has posted 29 tackles, 6.0 TFL, 5.5 QBS, 4 QBH, PBU and a block of a FG attempt.
- The Aggies' top six receivers all have double-digit "money catches".
- Junior RB/KOR Trey Williams was the 15th player in school history to surpass the 3,000-yard plateau in all-purpose yardage Williams has generated 50 all-purpose yards or more in 30 of 34 career games. Williams needs four points to reach 100 for his career.
- Senior DB Howard Matthews, who is the active leader with 243 tackles, has made at least one tackle in 40 straight games and two or more stops in 29 straight games.
- Three Aggies have over 100 career tackles: Matthews, senior CB Deshazor Everett (204) and junior DE Julien Obioha (104).
- Everett shattered his career high with a whopping 16 tackles against Arkansas (earning SEC Defensive POW honors). Only Damontre Moore (17 stops vs. Louisiana Tech in 2012) has a higher single game total in the Sumlin era.
- Senior PK Josh Lambo is nearly perfect on place-kicks in 2014 -- 11-of-13 on FGs and 48-of-48 on PATs. Since getting his first extra point attempt of 2013 blocked vs. SMU, Lambo has connected on 101 consecutive PATs.

SUMLIN ERA UNI-WATCH

2012

OPPONENT	HELMET	JERSEY	PANTS
Florida (L)	Maroon	Maroon	White
@SMU (W)	Maroon	White	Maroon
SC St. (W)	Maroon	Maroon	White
Arkansas (W)	Maroon	Maroon	White
@Ole Miss (W)	Maroon	White	Maroon
vs. La. Tech ¹ (W)	Maroon	White	Maroon
LSU (L)	Maroon	Maroon	Maroon
@Auburn (W)	Maroon	White	Maroon
@Miss. St. (W)	Black ²	Black	Black
@Alabama (W)	White	White	White
SHSU (W)	Maroon	Maroon	White
Mizzou (W)	White	Maroon	White
vs. OU (W)	White	White	White

1 -- Breast Cancer Awareness (pink accents)

2 -- Lone Star logo on helmet

2013

OPPONENT	HELMET	JERSEY	PANTS
Rice (W)	Maroon	Maroon	White
SHSU (W)	Maroon	Maroon	White
Alabama (L)	White	Maroon	White
SMU (W)	Maroon	Maroon	White
@Arkansas (W)	Maroon	White	Maroon
@Ole Miss (W)	White	White	White
Auburn ¹ (L)	Maroon	Maroon	White
Vanderbilt (W)	Maroon	Maroon	White
UTEP (W)	White ²	Maroon	White
Miss. St. (W)	Maroon	Maroon	White
@LSU (L)	Gray ³	Gray ³	Gray ³
@Mizzou ⁴ (L)	Gray ⁵	White	White
vs. Duke (W)	Maroon	Maroon	White

1 -- Breast Cancer Awareness (pink accents)

2 -- American flag ATM logo on helmet

3 -- Color's official name: Dark ONYX

4 -- Wore adidas "Carmoflage" cleats

5 -- Lone Star logo on Dark ONYX helmet

2014

OPPONENT	HELMET	JERSEY	PANTS
@S. Carolina (W)	White	White	White
Lamar (W)	Maroon	Maroon	White
Rice (W)	Maroon	Maroon	White
@SMU	Maroon	White	Maroon
vs. Arkansas	White	Maroon	White
@Miss. St. ¹	White	White	White
Ole Miss	Maroon	Maroon	White
@Alabama	White	White	White
ULM ²	Maroon	Maroon	Off-White
@Auburn	Maroon	White	Maroon
Mizzou	Maroon	Maroon	White
LSU			

1 -- All-white "Iced Out" with silver metallic accents and a chrome logo on helmet

2 -- 1939 Throwback uniforms

BREAKDOWN

Standard (home/away)	18-4
Alternate uniforms/helmets	3-3
All-White road ("Icy Whites")	4-1
White helmet w/ standard home	2-1

TEXAS A&M OFFENSIVE SUCCESS -- SUMLIN STYLE

2012

Opponent	Pass	Total	Pts.
Florida	200	334	17
@ SMU	380	605	48
South Carolina State	183	448	70
Arkansas	498	716	58
@ Ole Miss	191	481	30
vs. Louisiana Tech +	395	678	59
LSU	276	410	19
@ Auburn	319	671	63
@ Mississippi State	332	693	38
@ Alabama	253	418	29
Sam Houston State	370	527	47
Missouri	410	647	59
vs. Oklahoma #	307	633	41

+ -- Independence Stadium, Shreveport
-- AT&T Stadium, Arlington, Texas

2013

Opponent	Pass	Total	Pts.
Rice	284	486	52
Sam Houston State	500	714	65
Alabama	464	628	42
SMU	316	581	42
@ Arkansas	261	523	45
@ Ole Miss	346	587	41
Auburn	469	602	41
Vanderbilt	376	558	56
UTEP	330	564	57
Mississippi State	446	537	51
@ LSU	224	299	10
@ Missouri	195	379	21
vs. Duke #	382	541	52

-- Georgia Dome, Atlanta, Ga.

2014

Opponent	Pass	Total	Pts.
@ South Carolina	511	680	52
Lamar	405	630	73
Rice	309	477	38
@ SMU	395	663	58
vs. Arkansas +	386	523	35
@ Mississippi State	365	526	31
Ole Miss	401	455	20
@ Alabama	141	172	0
Louisiana-Monroe	106	243	21
@ Auburn	277	453	41
Missouri	237	341	27
LSU			

+ -- AT&T Stadium, Arlington, Texas

REYNOLDS MATCHES FULLER, EVANS

Sophomore transfer WR Josh Reynolds' impact on the offense is undeniable. The team leader in receiving yards and touchdowns, Reynolds' 12 receiving scores lead the SEC (through 11/15 games) and matched the school record held by Jeff Fuller and Mike Evans.

SEC Receiving TDs Leaders

PLAYER, SCHOOL	TDS
JOSH REYNOLDS, TEXAS A&M	12
Amari Cooper, Alabama	11
Bud Sasser, Missouri	9
Pharoh Cooper, South Carolina	8
Travin Dural, LSU	7
Demarcus Robinson, Florida	7

SEC Receiving Yards Leaders

PLAYER, SCHOOL	YDS
Amari Cooper, Alabama	1,349
Pharoh Cooper, South Carolina	921
Bud Sasser, Missouri	777
Demarcus Robinson, Florida	703
Travin Dural, LSU	747
JOSH REYNOLDS, TEXAS A&M	746

Texas A&M Receiving TDs Leaders

PLAYER	TDS	YEAR
JOSH REYNOLDS	12	2014
Mike Evans	12	2013
Jeff Fuller	12	2010
Ryan Swope	11	2011
Jeff Fuller	9	2008

Other Notables....

- Of Reynolds' SEC-best 12 receiving TDs, nine of them have come against SEC opponents.
- Reynolds is the only receiver on the team that has at least one catch in every game in 2014.
- Reynolds leads team with 11 catches of more than 20 yards, and he leads the team with 32 "money catches" (produced a first down or TD).

MALCOME IN THE MIDDLE

Senior WR Malcome Kennedy, who missed the Mississippi State and Ole Miss games due to injury but returned to action against Alabama, opened the 2014 season with a whopping 14 catches against then-No. 9 South Carolina in Columbia, S.C. It was the second-most catches in a single game behind Albert Connell's 18 vs. Colorado in 1996.

TEXAS A&M SINGLE GAME CATCHES

PLAYER	REC.	OPPONENT	DATE
Albert Connell	18	Colorado	Sept. 28, 1996
MALCOME KENNEDY	14	at S. Carolina	Aug. 28, 2014
Ryan Swope	13	SFA	Sept. 4, 2010
Ken "Dude" McLean	13	Texas	Nov. 25, 1965
Barney Harris	13	at SMU	Nov. 9, 1968

Other Notables....

- On A&M's career receiving lists, Kennedy ranks No. 6 in catches (142), No. 8 in yards (1,609) and tied for No. 7 in receiving TDs (13) in 47 career games.
- Despite missing the MSU and OM games, Kennedy's 25 receiving first downs (on 45 catches) is just seven off the team lead in 2014.
- Kennedy has made three or more catches in 21 of his last 23 games.
- Kennedy was the district offensive MVP as a QB at tiny Cayuga High School in east Texas.

BIG MAROON GOONS

- Calling themselves the Maroon Goons since 2012, the starting lineup of tackles Cedric Ogbuehi and Jarvis Harrison, guards Garrett Gramling and Joe Cheek and center Mike Matthews weigh in at 1,545 pounds, or 309.0 pounds per goon. **The group comprises the second-heaviest starting five in school history, behind the 310.6 from the 2011 group.**
- Offseason shifts included Ogbuehi moving from right tackle to left tackle, and Ifedi from right guard to right tackle.
- With Ifedi out due to injury, the Aggies have shifted Harrison to left tackle, Ogbuehi to right tackle and brought Gramling off the bench at guard.

Here's the Beef

(Starters/Possible Starters by career starts)

GOON	HT	WT	STARTS	2014
Cedric Ogbuehi	6-5	305	40	11
Jarvis Harrison	6-4	330	37	6
Germain Ifedi	6-5	325	22	9
Mike Matthews	6-2	290	22	9
Garrett Gramling	6-6	310	12	10
Joseph Cheek	6-7	310	8	8
Ben Compton	6-4	300	3*	3*

* -- Started vs. ULM as tight end

FRANKLIN, GREEN ON 2015 COLLEGE FOOTBALL HALL OF FAME BALLOT

A pair of Texas A&M football legends -- place-kicker Tony Franklin and defensive end Jacob Green -- were included on the 2015 ballot for the College Football Hall of Fame.

Both are already members of the Texas A&M Athletic Hall of Fame with Franklin (1975-78 letter-winner) being inducted in 1989 and Green receiving the Hall call in 1987.


Tony Franklin '75, '76, '77, '78
Fort Worth, Texas (Arlington Heights HS)

Franklin finished his Texas A&M career owning or sharing more than a dozen NCAA records including most FGs attempted and made (56-of-101 FGs in four seasons), most field goals from 50- and 60-plus yards attempted and made and most 60-yard plus field goals in a single game (two vs. Baylor, Oct. 16, 1976). The barefooted Franklin was a two-time first-team All-American and still ranks No. 4 in A&M history in career field goals.



Jacob Green '77, '78, '79
Houston, Texas (Kashmere HS)

A two-time first-team All-American, Green finished his Aggie career as the school record holder in game (4 vs. Baylor, Sept. 15, 1979), season (20) and career (37) quarterback sacks. His 20 sacks in 1979 remain the school standard, while his 36 sacks from 1977-79 rank No. 2. His disruptive defensive style also resulted in 12 career forced fumbles, including six in 1978, which both remain A&M records.



HISTORICAL LOOK: OFFENSE

- Texas A&M has ranked in the top 25 nationally in passing and total offense in each of the past five seasons since shifting to fast-paced no-huddle offense in 2009.
- Under Kevin Sumlin, Texas A&M has led the SEC in passing, scoring and total offense the past two seasons. Before 2012, the last time A&M led the conference in any of those three statistical categories was 1991 when the Aggies led the now-defunct Southwest Conference with a 36.5 scoring average.
- In six seasons as a head coach, Sumlin's offense have averaged less than 500 total yards/game just once (480.5 in 2010), and have ranked in the top five nationally in total yards/game in five of six seasons (UH ranked No. 11 in 2010).
- A&M has broken and rebroken its passing record four times in five seasons (both average and cumulative passing yards). Under Sumlin, the Aggies have averaged 300-plus passing yards in each of the past two seasons. Prior to his arrival, A&M's program best was 281.6 passing yards per game.
- Texas A&M has scored 500-plus points in three straight seasons, including the top two 13-game scoring efforts in SEC history (578, 2012/575, 2013). Prior to 2011, A&M's top cumulative scoring season was 427 in 2009.
- The Aggies set the SEC record for total yards in a season with 7,261 in 2012 and fell just a yard short of back-to-back 7,000-yard seasons with 6,999 in 2013.
- After two seasons in the SEC, the Aggies hold team conference records for season passing yards (4,593 in 2013), season total offense (7,261 in 2012), season yards/game (558.5 in 2012), season passing first downs (204 in 2013) and season total first downs (357 in 2012).
- In 37 games since the beginning of the 2012 season, the Aggies have 24 300-yard passing games, 9 400-yard games and 2 500-yard games.
- In 37 games since the beginning of the 2012 season, the Aggies have 33 300-yard total offense games, 31 400-yard games, 23 500-yard games, 13 600-yard games and 2 700-yard games.

ROAD WARRIORS

- Texas A&M has compiled a 14-4 record in games away from Kyle Field during the Kevin Sumlin era. The Aggies completed their 2014 road slate with a 4-2 record away from Kyle Field (3-2 in true road games, 1-0 at neutral site)
- In the previous five seasons before Sumlin's arrival, the Aggies were 10-19 away from Kyle Field.
- The last winning record away from Kyle Field prior to Sumlin's arrival in 2012 came in 2006.

TOP 10 ROAD WINS

Head coach Kevin Sumlin's arrival in 2012 has coincided with the Aggies' recent trend of road wins over top 10 teams.

- With the road win over then No. 3 Auburn on Nov. 8, Sumlin now has three ROAD victories over teams ranked in the Associated Press top 10. He is the only Aggie head coach with more than two (Paul "Bear" Bryant and Emory Bellard both had two).
- The Aggies' 52-28 win over then-No. 9 South Carolina marked the second win over an Associated Press top 10 team on the road of head coach Kevin Sumlin's tenure at Texas A&M.
- The Auburn win was A&M's 24th win over an AP top 10-ranked opponent in program history, and was just the 12th away from Kyle Field.

SUMLIN VS. TOP 25

In his seventh season as a head coach, third-year Aggie coach Kevin Sumlin has a career record of 10-10 against teams ranked in the Associated Press Top 25 (7-9 at Texas A&M).

Sumlin vs. the AP Top 25 (at TAMU)

Opponent, Year	AP rank	Result
Florida, 2012	No. 24	L, 20-17
vs. Louisiana Tech, 2012	No. 22	W, 59-57
LSU, 2012	No. 6	L, 24-19
at Mississippi State, 2012	No. 17	W, 38-13
at Alabama, 2012	No. 1	W, 29-24
vs. *Oklahoma, 2013	No. 11	W, 41-13
Alabama, 2013	No. 1	L, 49-42
Auburn, 2013	No. 24	L, 45-41
at LSU, 2013	No. 18	L, 34-10
at Missouri, 2013	No. 5	L, 28-21
vs. Duke, 2013	No. 22	W, 52-48
at South Carolina, 2014	No. 9	W, 52-28
at Mississippi State, 2014	No. 12	L, 31-48
Ole Miss, 2014	No. 3 (tie)	L, 20-35
at Alabama	No. 7	L, 0-59
at Auburn	No. 3	W, 41-38

Sumlin vs. the AP Top 25 (at UH)

at East Carolina, 2008	No. 23	W, 41-24
Tulsa, 2008	No. 25	W, 70-30
at Oklahoma State, 2009	No. 5	W, 45-35
Southern Miss, 2011	No. 24	L, 49-28

SCHEDULE BREAKDOWN -- RANKINGS / TV / RADIO

Date	AP/HC/CF	Opponent (AP/HC)	TV/Kickoff	Play-by-Play, Analyst (s), Sideline	National Radio	Play-by-Play, Analyst, Sideline
8/28	21/20	@South Carolina (9/9)	SECN/5 p.m.	Brent Musburger, Jesse Palmer, Kaylee Hartung, Maria Taylor	Westwood One	John Sadak, Chris Doering
9/6	9/13	Lamar (N/A)	SECN/6:30 p.m.	Dave Baker, Greg McElroy, Niki Noto	none	
9/13	7/8	Rice (NR/NR)	ESPN2/8 p.m.	Mark Jones, Rod Gilmore, Jessica Mendoza	none	
9/20	6/7	@SMU (NR/NR)	ABC/ESPN2/2:30 p.m.	Mike Patrick, Ed Cunningham, Jeannine Edwards	none	
9/27	6/7	vs. Arkansas (RV/RV)	CBS/2:30 p.m.	Verne Lundquist, Gary Danielson, Allie LaForce	none	
10/4	6/7	@Miss. St. (12/14)	ESPN/11 a.m.	Dave Pasch, Brian Griese, Tom Luginbill	none	
10/11	14/14	Ole Miss (t3/4)	ESPN/8 p.m.	Chris Fowler, Kirk Herbstreit, Heather Cox	none	
10/18	21/21	@Alabama (7/7)	CBS/2:30 p.m.	Verne Lundquist, Gary Danielson, Allie LaForce	Westwood One	John Sadak, Chris Doering
11/1	NR/RV/NR	ULM (NR/NR/NR)	SECN/11 a.m.	Dave Neal, Andre Ware, Laura Rutledge	none	
11/8	RV/NR/NR	@Auburn (3/3/3)	CBS/2:30 p.m.	Carter Blackburn, Aaron Taylor, Jamie Erdahl	ESPN Radio	Dave Lamont, Tom Ramsey
11/15	RV/RV/24	Missouri (RV/RV/NR)	SECN/6:30 p.m.	Brent Musburger, Jesse Palmer, Maria Taylor	none	
11/27	RV/RV/??	LSU (RV/RV/??)	ESPN/6:30 p.m.	Rece Davis, Jesse Palmer, David Pollack, Samantha Ponder	Compass Media	Drew Bonatelli, Tony Hill

AGGIES IN THE RANKINGS (WEEK BY WEEK)

POLL	PRE	W2	W3	W4	W5	W6	W7	W8	W9	W10	W11	W12	W13	W14	W15	W16	FIN
College FB Playoff	--	--	--	--	--	--	--	--	--	NR	NR	24	NR	??			
Associated Press	21	9 (2)	7 (2)	6 (3)	6 (4)	6	14	21	RV	NR	RV	RV	RV	RV	--	--	--
Amway Coaches	20	13	8	7	7	7	14	21	NR	RV	NR	RV	RV	RV	--	--	--
ESPN Power	18	6	5	4	5	5	14	25	NR	NR	NR	NR	NR	NR	--	--	--

(Indicates First-Place Votes)

AP Top 25 poll notes

- The Aggies were ranked No. 21 in the pre-season Associated Press Top 25. It marked the first time Texas A&M had been ranked in the pre-season AP poll in consecutive years since 1998-99 (15-year span).
- The Aggies' season-opening road win over then-No. 9 South Carolina generated a huge jump in the AP Top 25 -- 12 spots to No. 9.

- With the huge jump in the AP poll came a pair of first-place votes. It was the first time A&M had received first-place votes since 1995. Texas A&M received first-place votes from week 2 - week 5.
- The Aggies were ranked No. 6 the week 4-6 polls, which matched the highest in-season ranking of the Sumlin era (Sept. 8, 2013).
- Texas A&M had been ranked in 35 straight AP polls before falling out of the Week 10/Oct. 19 poll after the Alabama loss.

- Under Sumlin, the Aggies have been ranked in the top 10 of the AP poll 20 times (5 weeks in 2012, 10 in 2013 and 5 in 2014). Prior to Sumlin's arrival in 2012, the Aggies had been ranked in the top 10 four times since 2000.
- In the 47 total ranking periods during the Sumlin era, the Aggies have been ranked or receiving votes in 45 AP polls.

Associated Press Top 25

RK	TEAM	RECORD	PTS
1	Florida State (37)	11-0	1458
2	Alabama (21)	10-1	1445
3	Oregon (2)	10-1	1393
4	Mississippi State	10-1	1301
5	Baylor	9-1	1234
6	TCU	9-1	1233
7	Ohio State	10-1	1163
8	Georgia	9-2	1002
9	UCLA	9-2	998
10	Michigan State	9-2	971
11	Kansas State	8-2	898
12	Arizona	9-2	807
13	Arizona State	9-2	790
14	Wisconsin	9-2	764
15	Auburn	8-3	597
16	Georgia Tech	9-2	581
17	Missouri	9-2	525
18	Ole Miss	8-3	398
19	Marshall	11-0	384
20	Oklahoma	8-3	363
21	Colorado State	10-1	346
22	Minnesota	8-3	232
23	Clemson	8-3	198
24	Louisville	8-3	191
25	Boise State	9-2	96

Others receiving votes: Arkansas 40, LSU 39, Nebraska 14, Utah 14, Duke 9, USC 8, Memphis 3, Texas A&M 2, West Virginia 2, UCF 1

Amway Coaches Poll

RK	TEAM	RECORD	PTS
1	Alabama (25)	10-1	1474
2	Florida State (30)	11-0	1462
3	Oregon (6)	10-1	1431
4	Mississippi State	10-1	1323
5	TCU	9-1	1259
6	Baylor	9-1	1242
7	Ohio State	10-1	1191
8	Michigan State	9-2	1052
9	Georgia	9-2	1002
10	UCLA	9-2	963
11	Kansas State	8-2	912
12	Arizona	9-2	818
13	Arizona State	9-2	783
14	Wisconsin	9-2	758
15	Georgia Tech	9-2	615
16	Auburn	8-3	565
17	Missouri	9-2	560
18	Oklahoma	8-3	420
19	Ole Miss	8-3	390
20	Marshall	11-0	383
21	Colorado State	10-1	304
22	Minnesota	8-3	256
23	Louisville	8-3	208
24	Clemson	8-3	203
25	Boise State	9-2	85

Others receiving votes: LSU 43, Nebraska 41, Arkansas 19, Utah 19, Cincinnati 7, Louisiana Tech 7, Stanford 7, Duke 5, Texas A&M 4, Texas 4, USC 4, Northern Illinois 3, Iowa 1, Utah State 1, Notre Dame 1

ESPN Power Rankings

RK	TEAM	RECORD	PTS
1	Alabama (8)	10-1	318
2	Oregon (2)	10-1	309
3	Florida State (3)	11-0	307
4	Mississippi State	10-1	279
5	Ohio State	10-1	268
6	Baylor	9-1	262
7	TCU	9-1	255
8	UCLA	9-2	227
9	Michigan State	9-2	213
10	Georgia	9-2	203
11	Kansas State	8-2	200
12	Wisconsin	9-2	180
13	Arizona State	9-2	158
14	Arizona	9-2	158
15	Georgia Tech	9-2	127
16	Auburn	8-3	108
17	Missouri	9-2	105
18	Oklahoma	8-3	97
19	Minnesota	8-3	93
20	Ole Miss	8-3	70
21	Louisville	8-3	59
22	Marshall	11-0	45
23	Clemson	8-3	42
24	Colorado State	10-1	41
25	Arkansas	6-5	29





KEVIN SUMLIN

- In his third season at Texas A&M. His 20 wins after his first two seasons were a record for an Aggie head coach. The previous record was 18 victories by National Football Foundation Hall of Fame coach D.X. Bible in 1917 and 1919.
- 2012 SEC Coach of the Year by the AP, SEC Co-Coach of the Year by the league head coaches
- Was a 2009, 2011 and 2012 “Bear” Bryant Coach of the Year finalist, and a AFCA Coach of the Year finalist in 2011.
- Seventh season as a college head coach.
- Earned his degree in Criminology and Criminal Justice from Purdue University in 1988.
- Standout linebacker for the Boilermakers from 1983-86.
- Was hired at Texas A&M on Dec. 10, 2011 after four highly successful seasons as head coach at the University of Houston.
- Compiled a 35-17 record at UH, and led the Cougars to three bowl games in his four seasons.
- Served as an assistant coach at Texas A&M from 2001-02. Was hired as assistant head coach and wide receivers coach, and he added offensive coordinator to his responsibilities early in the 2002 season after the offense struggled early in the season. With Sumlin calling the plays, the Aggie offense flourished, averaging 33.0 points and 419 yards per game for the remainder of the season after posting just 16.0 points and 286 yards per game previously. A highlight of the season included a 30-26 win over top-ranked Oklahoma with the Aggies gaining 404 total yards to key the victory.
- Other assistant coaching stops for Sumlin include: Oklahoma (2003-07), Purdue (1998-2000), Minnesota (1993-97) and Wyoming (1991-92). He got his coaching start as a graduate assistant at Washington State from 1989-90.
- As an assistant coach, Sumlin served under Bob Stoops at Oklahoma, R.C. Slocum at Texas A&M, Joe Tiller at Purdue and Wyoming, Jim Wacker and Glen Mason at Minnesota and Mike Price at Washington State.
- Sumlin has coached in 14 bowl games, including all four Bowl Championship Series games (2002 Rose Bowl, 2004 Sugar Bowl, 2005 Orange Bowl, 2007 and 2008 Fiesta Bowls). Also played in Peach Bowl (now Chick-Fil-A Bowl).
- Sumlin is a native of Indianapolis, Ind., and attended high school at Brebeuf Jesuit Prep. Was born Aug. 3, 1964 in Brewton, Ala.



- Home of the Aggies since 1905.
- Capacity of Kyle Field for **2014 only** is 106,000.
- Stadium record crowd is 110,633 (A&M vs. Ole Miss, 10/11/2014).
- Kyle Field is named for former A&M Dean of Agriculture Edwin Jackson Kyle, who donated a 400 x 400-foot area of the southern edge of campus that had been assigned to him for horticultural experiments. It became the home of the Aggies.
- Phase I of a \$450 million redevelopment of Kyle Field is nearing completion. Phase II, which includes the demolition of the west side, will begin in earnest after the conclusion of the 2014 home schedule. The entire project will be finished in time for the 2015 season.

KYLE FIELD RECORD CROWDS

1.	110,633	vs. No. 3 Ole Miss (Oct. 11, 2014)	L, 35-20
2.	104,756	vs. Missouri (Nov. 15, 2014)	L, 34-27
3.	104,728	vs. Lamar (Sept. 6, 2014)	W, 73-3
4.	103,867	vs. Rice (Sept. 13, 2014)	W, 38-10
5.	100,922	vs. ULM (Nov. 1, 2014)	W, 21-16
6.	90,079	vs. No. 8 Nebraska (2010)	W, 9-6
7.	88,645	vs. No. 25 Texas (2011)	L, 27-25
8.	88,504	vs. Mississippi State (2013)	W, 51-41
9.	88,253	vs. No. 12 Texas (2007)	W, 38-30
10.	87,596	vs. No. 1 Alabama (2013)	L, 49-42

KYLE FIELD RECORD SEASON AVERAGES

1.	104,981	2014	524,906 / 5 games
2.	87,183	2011	610,283 / 7 games
3.	87,125	2013	697,003 / 8 games
4.	87,014	2012	522,083 / 6 games
5.	82,711	2001	496,268 / 6 games
6.	82,477	2010	577,338 / 7 games
7.	82,207	2007	575,450 / 7 games
8.	82,193	2008	575,351 / 7 games
9.	80,198	2002	561,389 / 7 games
10.	79,732	2005	478,389 / 6 games

REYNOLDS MATCHES

FULLER, EVANS ...

- Sophomore WR Josh Reynolds had another strong game with five catches for 125 yards and two touchdowns, marking his first career 100-yard game.
- His two touchdown catches give him 12 for the season, which match the school record set originally by Jeff Fuller in 2010 and matched by Mike Evans in 2013.
- Reynolds also took over the SEC lead after entering the day tied with Alabama WR Amari Cooper at 10 (Cooper had one TD catch vs. Mississippi State).
- The Aggies' most consistent receiver, Reynolds is the only player with at least one catch in every game in 2014. He had two or more catches in 10-of-11 games.

Texas A&M Season Receiving TDs

Player	TDs	Year
Mike Evans	12	2013
Jeff Fuller	12	2010
JOSH REYNOLDS	12	2014
Ryan Swope	11	2011
Jeff Fuller	9	2008

MILESTONES ...

- **100 CAREER TACKLES:** Junior DE Julien Obioha became the third current player with triple digit tackles for his career. Obioha came in with 98 and quickly had two in the first quarter to hit 100. He finished with 104 tackles.
- **100 CONSECUTIVE PAT:** Senior PK Josh Lambo connected on three extra points which improved his streak of successful PATs to 101, which had only been accomplished previously by Randy Bullock in school history.
- **50 TOUCHDOWNS:** With WR Josh Reynolds' 24-yard TD catch in the second quarter, the Aggies have reached the 50-touchdown plateau for the sixth straight year and 10th time in school history.

HITTING HALF-MILLION ...

- With another 100,000-plus crowd at Kyle Field, Texas A&M's total attendance for 2014 over 500,000. It's the first time that A&M has reached a half-million in fewer than six games.
- Tonight's crowd was 104,756, which is the second-largest crowd in Kyle Field history.


SUMLIN COACHING TREE

Kevin Sumlin served as an assistant under under Bob Stoops at Oklahoma, R.C. Slocum at Texas A&M, Joe Tiller at Purdue and Wyoming, Jim Wacker and Glen Mason at Minnesota and Mike Price at Washington State.

Since becoming a head coach in 2008, four of his assistant coach hires have joined the head coaching ranks: Dana Holgorsen at West Virginia, Tony Levine at Houston, Kliff Kingsbury at Texas Tech and Brian Polian at Nevada.



PRICE



WACKER



MASON



TILLER



SLOCUM



SUMLIN



STOOPS



HOLGORSEN



LEVINE



KINGSBURY



POLIAN

WATTS GRABS INT #3 ...

- True freshman safety Armani Watts grabbed his third interception of the season, which leads the team and ranks in a tie for second-most ever by a freshman at Texas A&M.

Freshman Season Interceptions

Player	INTs	Year
Jaxon Appel	4	2002
ARMANI WATTS	3	2014
Trent Hunter	3	2008
Japhus Brown	3	2004

12TH MAN, CAPTAINS ...

- The Aggies' 12th Man against the Tigers was Sam Moeller, a junior from San Antonio, Texas. He has served as the Aggies' 12th Man in every game in 2013 and 2014 (24 straight starts).
- Game captains were senior Malcome Kennedy and juniors Julien Obioha and Drew Kaser. Texas A&M won the toss and elected to receive the opening kick-off.

GARRETT, ROBINSON OUT

- Texas A&M announced prior to the game that defensive starters Myles Garrett and Ivan Robinson were out due to injury.

ALLEN MOVES UP

FRESHMAN CHART ...

- True freshman QB Kyle Allen tossed three TDs against the Tigers to move his season total to 11 passing scores, which ranks No. 3 in school history by a freshman.

Freshman Season Passing TDs

Player	TDs	Year
Johnny Manziel	26	2012
Kevin Murray	14	1983
KYLE ALLEN	11	2014
Craig Stump	10	1984
Reggie McNeal	6	2002

TEXAS A&M DEPTH CHART

OFFENSE

WR	2	Speedy Noil, 5-11, 185, Fr-HS, New Orleans, LA (Edna Karr)
	18	Edward Pope, 6-4, 180, So-1L, Carthage, TX (Carthage)
LT	51	JARVIS HARRISON , 6-4, 330, Sr-3L, Navasota, TX (Navasota)
	65	Avery Gennesy, 6-5, 305, Jr-TR, Southaven, MS (Southaven/East Miss.)
LG	78	Garrett Gramling, 6-6, 310, Sr-1L, Denton, TX (Ryan)
	72	Jermaine Eluemunor, 6-4, 315, Jr-TR, Denville, NJ (Morris Knolls/Lackawanna (PA))
C	56	MIKE MATTHEWS , 6-2, 290, Jr-2L, Missouri City, TX (Elkins)
	68	Ben Compton, 6-4, 300, Sr-3L, Friendswood, TX (Friendswood)
RG	79	Joseph Cheek, 6-7, 310, Jr-2L, Seguin, TX (Seguin)
	68	Ben Compton, 6-4, 300, Sr-3L, Friendswood, TX (Friendswood)
RT	70	CEDRIC OGBUEHI , 6-5, 305, Sr-3L, Allen, TX (Allen)
	74	GERMAIN IFEDI , 6-5, 325, So-1L, Houston, TX (Westside)
	63	Ryan Lindblade, 6-7, 305, So-1L, Richmond, TX (Foster)
TE	85	Cameron Clear, 6-6, 277, Sr-1L, Memphis, TN (Central/Ariz. Western)
	41	Brandon Alexander, 6-6, 266, Jr-2L, Brenham, TX (Brenham)
WR	9	Ricky Seals-Jones, 6-5, 235, Fr-RS, Sealy, TX (Sealy)
	23	Sabian Holmes, 5-11, 175, Jr-2L, Southlake, TX (Carroll)
	6	LaQuvionte Gonzalez, 5-10, 165, So-1L, Cedar Hill, TX (Cedar Hill)
WR	11	Josh Reynolds, 6-4, 190, So-TR, San Antonio, TX (Jay/Tyler JC)
	80	Kyrion Parker, 6-2, 200, Fr-RS, Manvel, TX (Manvel)
	15	Frank Iheanacho, 6-6, 220, Fr-HS, Houston, TX (Westside)
WR	84	MALCOM KENNEDY , 6-0, 205, Sr-3L, Cayuga, TX (Cayuga)
	82	Boone Niederhofer, 6-0, 197, So-SQ, San Antonio, TX (Churchill)
	19	Jeremy Tabuyo, 5-11, 180, So-1L, Honolulu, HI (St. Louis)
QB	10	Kyle Allen, 6-3, 205, Fr-HS, Scottsdale, AZ (Desert Mountain)
	7	Kenny Hill, 6-1, 215, So-1L, Southlake, TX (Carroll)
	14	Conner McQueen, 5-10, 175, So-1L, Klein, TX (Klein Oak)
TB	21	Tra Carson, 6-0, 235, Jr-1L, Texarkana, TX (Liberty Eylau/Oregon)
	1	Brandon Williams, 6-0, 200, Jr-1L, Brookshire, TX (Royal/Oklahoma)
	3	Trey Williams, 5-8, 195, Jr-2L, Spring, TX (Dekaney)

DEFENSE

DE	95	JULIEN OBIOHA , 6-4, 265, Jr-2L, New Orleans, LA (Brother Martin)
	9	Qualen Cunningham, 6-3, 247, Fr-HS, Chandler, AZ (Hamilton)
	40	Jarrett Johnson, 6-3, 260, Fr-HS, Katy, TX (Seven Lakes)
NG	83	ALONZO WILLIAMS , 6-4, 296, Jr-2L, Long Beach, CA (Polytechnic)
	98	Hardreck Walker, 6-2, 300, So-1L, Spring, TX (Westfield)
	92	Zaycoven Henderson, 6-1, 315, Fr-HS, Longview, TX (Longview)
DT	89	Ivan Robinson, 6-3, 290, Sr-3L, Longville, LA (South Beauregard)
	96	Jay Arnold, 6-4, 284, So-1L, Rockwall, TX (Heath)
RUSH	15	Myles Garrett, 6-5, 255, Fr-HS, Arlington, TX (Martin)
	10	Daeshon Hall, 6-6, 260, So-1L, Lancaster, TX (Lancaster)
SLB	16	Donnie Baggs, 6-1, 230, Sr-3L, League City, TX (Clear Springs)
	42	Otaro Alaka, 6-3, 225, Fr-HS, Houston, TX (Cypress Falls)
MLB	13	Justin Bass, 6-2, 231, Sr-2L, Plano, TX (West)
	7	Jordan Mastrogiovanni, 6-3, 244, So-1L, Dallas, TX (Jesuit)
WLB	33	Shaan Washington, 6-3, 235, So-1L, Alexandria, LA (Senior)
	43	Justin Bass, 6-2, 231, Sr-2L, Plano, TX (West)
	3	Tommy Sanders, 6-2, 220, Sr-1L, Cordele, GA (Crisp County/Butler (KS) CC)
FCB	1	DE'VANTE HARRIS , 5-11, 175, Jr-2L, Mequite, TX (Horn)
	28	Victor Davis, 6-0, 191, Fr-RS, Rosenberg, TX (Terry)
	8	Nick Harvey, 5-10, 180, Fr-HS, Lancaster, TX (Richmond Travis)
BCB	29	DESHAZOR EVERETT , 6-0, 193, Sr-3L, DeRidder, LA (DeRidder)
	22	Tavares Garner, 6-0, 183, So-1L, Missouri City, TX (Manvel)
BS	31	HOWARD MATTHEWS , 6-2, 210, Sr-3L, League City, TX (Clear Springs)
	18	Donovan Wilson, 6-1, 192, Fr-HS, Shreveport, LA (Woodlawn)
	25	Clay Honeycutt, 6-2, 200, Sr-2L, Dickinson, TX (Dickinson)
FS	5	FLOYD RAVEN, SR. , 6-2, 200, Sr-3L, Kenner, LA (East St. John)
	23	Armani Watts, 5-11, 190, Fr-HS, Forney, TX (North)
	25	Clay Honeycutt, 6-2, 200, Sr-2L, Dickinson, TX (Dickinson)
NICK	26	Devonta Burns, 6-0, 214, Jr-1L, Arlington, TX (Martin)
	12	Sam Moeller, 5-11, 186, Jr-2L, San Antonio, TX (Antonian Prep)

SPECIALISTS

PLK	49	JOSH LAMBO , 6-0, 220, Sr-1L, Middleton, WI (Edison Center/Collin County)
	24	Taylor Bertolet, 5-9, 185, Jr-2L, Reading, PA (Exeter Township)
HOLD	14	Conner McQueen, 5-10, 175, So-1L, Klein, TX (Klein Oak)
	38	DREW KASER , 6-3, 210, Jr-1L, Strongville, OH (Walsh Jesuit)
P	38	DREW KASER , 6-3, 210, Jr-1L, Strongville, OH (Walsh Jesuit)
	46	Shane Tripucka, 6-3, 215, Fr-RS, Allen, TX (Allen)
SNP	54	Alex Freeman, 6-1, 235, Sr-1L, Round Rock, TX (Westwood)

PR	2	Speedy Noil, 5-11, 185, Fr-HS, New Orleans, LA (Edna Karr)
	6	LaQuvionte Gonzalez, 5-10, 165, So-1L, Cedar Hill, TX (Cedar Hill)
	8	Nick Harvey, 5-10, 180, Fr-HS, Lancaster, TX (Richmond Travis)
KOR	3	TREY WILLIAMS , 5-8, 195, Jr-2L, Spring, TX (Dekaney)
	2	Speedy Noil, 5-11, 185, Fr-HS, New Orleans, LA (Edna Karr)
	6	LaQuvionte Gonzalez, 5-10, 165, So-1L, Cedar Hill, TX (Cedar Hill)

BOLD CAPS -- Denotes 2013 starter

PRONUNCIATION GUIDE

ALAKA, OTARO Oh-TAR-oh ah-LOCK-ah
BERTOLET, Taylor BURR-toe-let
BURNS, DEVONTA dah-VON-tay
CARSON, TRA TREY
CHEVIS, Reggie SHEH-viss (like Chevy)
CUNNINGHAM, QUALEN KWAY-lin
DOLEZAL, Brice DOLE-zal
ELLIS, NOEL no-ELL
ELUEMUNOR, Jermaine eh-LOO-muh-nor
EVERETT, DESHAZOR dee-SHAY-zor
FREY, Austin Fry

Garner, **TAVARES** tah-VAR-ess
GENNESY, Avery JIN-ih-see
GILLASPIA, Cullen gill-AS-pee-ah
GONZALEZ, LAQUVIONTE La-quiv-ee-ON-tay
HALL, DAESHON DAY-shon
HENDERSON, ZAYCOVEN zay-COE-vin
HUHN, Shane (who)n
IFEDI, Germain if-ED-ee
IHEANACHO, Frank eye-HEN-uch-oh
KASER, Drew KAY-ser (as in laser)
MASTROGIOVANNI, Jordan mass-tro-gee-oh-VON-ee

MOELLER, Sam Miller
NOIL, Speedy NOIL (as in oil)
OBIOHA, Julien oh-bee-OH-ha
OGBUEHI, Cedric oh-BWAY (as in way)-hee
PATTERSON, DREAGAN DRAY-gan
SEZER, Alex SEE-zer
STUCKEY, Jeremiah stoo-key
TABUYO, Jeremy tah-BOO-yo
TRIPUCKA, Shane trah-PUKE-ah
TAYLOR, TYRELL tie-RELL
TIPOTI, Kimo ti-PO-tee

2014 TEXAS A&M FOOTBALL ALPHABETICAL ROSTER

as of Sept. 1, 2014

NAME	POS.	HT.	WT.	CL-EXP	HOMETOWN (HIGH SCHOOL/JC)
42 Alaka, Otaro	LB	6-3	225	Fr-HS	Houston, TX (Cypress Falls)
41 Alexander, Brandon	TE	6-6	266	Jr-2L	Brenham, TX (Brenham)
10 Allen, Kyle	QB	6-3	205	Fr-HS	Scottsdale, AZ (Desert Mountain)
96 Arnold, Jay	DL	6-4	284	So-1L	Rockwall, TX (Heath)
16 Baggs, Donnie	LB	6-1	230	Sr-3L	League City, TX (Clear Springs)
43 Bass, Justin	LB	6-2	231	Sr-2L	Plano, TX (West)
24 Bertolet, Taylor	PLK	5-9	185	Jr-2L	Reading, PA (Exeter Township)
54 Blount, Jake	DL	6-4	225	So-RS	Flower Mound, TX (Marcus)
26 Burns, Devonta	DB	6-0	214	Jr-1L	Arlington, TX (Martin)
21 Carson, Tra	RB	6-0	235	Jr-1L	Texarkana, TX (Liberty Eylau/Oregon)
79 Cheek, Joseph	OL	6-7	310	Jr-2L	Seguin, TX (Seguin)
13 Chevis, Reggie	LB	6-1	255	Fr-RS	Houston, TX (Sharpstown)
85 Clear, Cameron	TE	6-6	277	Sr-1L	Memphis, TN (Central/Arizona Western)
68 Compton, Ben	OL	6-4	300	Sr-3L	Friendswood, TX (Friendswood)
9 Cunningham, Qualen	DL	6-3	247	Fr-HS	Chandler, AZ (Hamilton)
86 Darley, David	TE	6-4	240	Fr-RS	Westlake Village, CA (Oaks Christian)
50 Davis, Tank	OL	6-4	280	Fr-HS	Garland, TX (Lakeview Centennial)
28 Davis, Victor	DB	6-0	191	Fr-RS	Rosenberg, TX (Terry)
27 Dolezal, Brice	RB	5-9	180	Jr-2L	Austin, TX (Westlake)
4 Ellis, Noel	DB	5-10	180	So-1L	New Orleans, LA (Edna Karr)
72 Eluemunor, Jermaine	OL	6-4	315	Jr-TR	Denville, NJ (Morris Knolls/Lackawanna (PA))
29 Everett, Deshazor	DB	6-0	193	Sr-3L	DeRidder, LA (DeRidder)
59 Flores, Isaac	DL	6-3	300	So-SQ	Santa Rosa, TX (Santa Rosa)
54 Freeman, Alex	DS	6-1	235	Sr-1L	Round Rock, TX (Westwood)
37 Frese, Jordan	DS	6-1	210	Fr-HS	Keller, TX (Keller)
45 Frey, Austin	DS	6-1	230	Fr-HS	Tomball, TX (Homeschool)
22 Garner, Tavares	DB	6-0	183	So-1L	Missouri City, TX (Manvel)
15 Garrett, Myles	DL	6-5	255	Fr-HS	Arlington, TX (Martin)
65 Gennesy, Avery	OL	6-5	305	Jr-TR	Southaven, MS (Southaven/East Mississippi)
45 Gillaspia, Cullen	LB	6-2	215	Fr-HS	Katy, TX (Taylor)
67 Godwin, Tyler	DL	6-3	280	So-SQ	Clear Springs, TX (Clear Springs)
6 Gonzalez, LaQuivonte	WR	5-10	165	So-1L	Cedar Hill, TX (Cedar Hill)
78 Gramling, Garrett	OL	6-6	310	Sr-1L	Denton, TX (Ryan)
26 Gray, Chance	RB	5-7	170	So-RS	Tomball, TX (Concordia Lutheran)
77 Gustafson, J.J.	OL	6-5	295	Fr-HS	Dallas, TX (Jesuit)
10 Hall, Daeshon	DL	6-6	260	So-1L	Lancaster, TX (Lancaster)
1 Harris, De'Vante	DB	5-11	175	Jr-2L	Mesquite, TX (Horn)
51 Harrison, Jarvis	OL	6-4	330	Sr-3L	Navasota, TX (Navasota)
8 Harvey, Nick	DB	5-10	180	Fr-RS	Lancaster, TX (Richmond Travis)
39 Havens, Daniel	DS	6-1	220	Fr-RS	College Station, TX (A&M Consolidated)
92 Henderson, Zaycoven	DL	6-1	315	Fr-HS	Longview, TX (Longview)
7 Hill, Kenny	QB	6-1	215	So-1L	Southlake, TX (Carroll)
46 Hilliard, A.J.	LB	6-2	230	So-TR	Klein, TX (Klein Oak/TCU)
23 Holmes, Sabian	WR	5-11	175	Jr-2L	Southlake, TX (Carroll)
25 Honeycutt, Clay	DB	6-2	200	Sr-2L	Dickinson, TX (Dickinson)
74 Ifedi, Germain	OL	6-5	325	So-1L	Houston, TX (Westside)
15 Iheanacho, Frank	WR	6-6	220	Fr-HS	Houston, TX (Westside)
97 Jackson, Darrell	DL	6-5	235	Fr-RS	Houston, TX (Madison)
13 Jeffery, Jamal	WR	5-9	175	Fr-HS	Lufkin, TX (Lufkin)
40 Johnson, Jarrett	DL	6-3	260	Fr-HS	Katy, TX (Seven Lakes)
81 Judkins, Jalyn	WR	6-2	220	Fr-RS	Angleton, TX (Angleton)
38 Kaser, Drew	P	6-3	210	Jr-1L	Strongsville, OH (Walsh Jesuit)
84 Kennedy, Malcome	WR	6-0	205	Sr-3L	Cayuga, TX (Cayuga)
49 Lambo, Josh	PLK	6-0	220	Sr-1L	Middleton, WI (Edison Center/Collin County)
76 Ledwik, Zach	OL	6-5	282	Fr-HS	LaGrange, TX (LaGrange)
63 Lindblade, Ryan	OL	6-7	305	So-1L	Richmond, TX (Foster)

NAME	POS.	HT.	WT.	CL-EXP	HOMETOWN (HIGH SCHOOL/JC)
62 Loitz, Chad	OL	6-1	325	Fr-RS	Round Rock, TX (McNeil)
55 Manning, Justin	DL	6-1	300	Fr-RS	Dallas, TX (Kimball)
75 Martin, Koda	OL	6-6	275	Fr-HS	Manvel, TX (Manvel)
49 Martinez, Taylor	LB	6-0	219	So-SQ	Fort Bend, TX (Travis)
7 Mastrogiovanni, Jordan	LB	6-3	244	So-1L	Dallas, TX (Jesuit)
31 Matthews, Howard	DB	6-2	210	Sr-3L	League City, TX (Clear Springs)
56 Matthews, Mike	OL	6-2	290	Jr-2L	Missouri City, TX (Elkins)
14 McQueen, Conner	QB	5-10	175	So-1L	Klein, TX (Klein Oak)
61 Meador, Braden	OL	6-6	290	So-RS	Montgomery, TX (Montgomery)
16 Miller, Kobe	QB	6-2	210	Fr-HS	College Station, TX (A&M Consolidated)
12 Moeller, Sam	DB	5-11	186	Jr-2L	San Antonio, TX (Antonion Prep)
30 Moore, Dillon	PLK	6-2	175	Fr-RS	College Station, TX (A&M Consolidated/Georgia Tech)
42 Motley, Josch	WR	5-11	175	Fr-RS	College Station, TX (A&M Consolidated)
57 Munroe, Alvin	LB	6-1	228	So-SQ	Baytown, TX (Goose Creek Memorial)
82 Niederhofer, Boone	WR	6-0	197	So-SQ	San Antonio, TX (Churchill)
2 Noil, Speedy	WR	5-11	185	Fr-HS	New Orleans, LA (Edna Karr)
95 Obioha, Julien	DL	6-4	265	Jr-2L	New Orleans, LA (Brother Martin)
70 Ogbuehi, Cedric	OL	6-5	305	Sr-3L	Allen, TX (Allen)
80 Parker, Kyron	WR	6-2	200	Fr-RS	Manvel, TX (Manvel)
64 Parker, Trey	OL	6-3	285	Fr-RS	Katy, TX (Cinco Ranch)
48 Patterson, Dreagan	WR	6-0	190	So-SQ	Amarillo, TX (Bushland)
18 Pope, Edward	WR	6-4	180	So-1L	Carthage, TX (Carthage)
5 Raven, Sr., Floyd	DB	6-2	200	Sr-3L	Kenner, LA (East St. John)
88 Reeves, Bryce	WR	6-2	185	Fr-HS	Graham, TX (Graham)
11 Reynolds, Josh	WR	6-4	190	So-TR	San Antonio, TX (Jay/Tyler JC)
89 Robinson, Ivan	DL	6-3	290	Sr-3L	Longville, LA (South Beauregard)
3 Sanders, Tommy	LB	6-2	220	Sr-1L	Cordele, GA (Crisp County/Butler (KS) CC)
94 Schorp, Tanner	DL	6-3	240	Fr-RS	San Antonio, TX (Ronald Reagan)
9 Seals-Jones, Ricky	WR	6-5	235	Fr-RS	Sealy, TX (Sealy)
17 Sezer, Jr., Alex	CB	5-9	180	So-1L	Orange, TX (Little Cypress-Mauriceville)
47 Smith, Caden	OL	6-3	260	Jr-1L	Roscoe, TX (Roscoe)
58 Smith, Cameron	LB	6-2	222	Jr-RS	Arlington, TX (Lamar)
73 Stuckey, Jeremiah	OL	6-4	290	So-RS	Pacific, CA (Terra Nova/City College of San Francisco)
19 Tabuyo, Jeremy	WR	5-11	180	So-1L	Honolulu, HI (St. Louis)
35 Taylor, Tyrell	DL	6-4	235	Sr-2L	Houston, TX (Galena Park)
50 Taylor, Tyrone	DL	6-3	257	So-1L	Houston, TX (Galena Park)
71 Tipoti, Kimo	OL	6-3	320	So-1L	Hurst, TX (L.D. Bell)
34 Townsend, Blaine	RB	6-0	234	Jr-SQ	Wichita Falls, TX (Rider)
17 Traylor, Jordan	QB	6-1	200	Fr-RS	Gilmer, TX (Gilmer)
46 Tripucka, Shane	P	6-3	215	Fr-RS	Allen, TX (Allen)
52 Wade, Brett	LB	6-1	230	Fr-RS	Kennedale, TX (Kennedale)
98 Walker, Hardreck	DL	6-2	300	So-1L	Spring, TX (Westfield)
14 Walker, Josh	LB	6-1	233	Fr-HS	Gilmer, TX (Gilmer)
90 Washington, Deshawn	DL	6-3	290	Fr-HS	Nederland, TX (Nederland)
33 Washington, Shaan	LB	6-3	235	So-1L	Alexandria, LA (Senior)
23 Watts, Armani	DB	5-11	190	Fr-HS	Forney, TX (North Forney)
20 White, James	RB	6-0	218	Fr-RS	Pearland, TX (Dawson)
83 Whitley, Kyle	WR	6-2	212	Fr-HS	Troy, TX (Troy)
97 Wicker, Cody	PLK	6-1	200	Fr-RS	Dallas, TX (Jesuit)
36 Wiggins, Jonathan	DB	6-3	218	So-1L	Houston, TX (Alief Taylor)
83 Williams, Alonzo	DL	6-4	296	Jr-2L	Long Beach, CA (Polytechnic)
1 Williams, Brandon	RB	6-0	200	Jr-1L	Brookshire, TX (Brookshire Royal/Oklahoma)
3 Williams, Trey	RB	5-8	195	Jr-2L	Spring, TX (Dekaney)
18 Wilson, Donovan	DB	6-1	192	Fr-HS	Shreveport, LA (Woodlawn)
32 Wilson, Kevin	LB	6-1	205	Jr-RS	Daphne, AL (Daphne)
37 Yellin, Kameron	RB	6-0	250	So-SQ	Prosper, TX (Marine Military Academy)

PRONUNCIATION GUIDE

ALAKA, OTARO Oh-TAR-oh ah-LOCK-ah
 BERTOLET, Taylor BURR-toe-let
 BURNS, DEVONTA dah-VON-tay
 Carson, TRA TREY
 CHEVIS, Reggie SHEH-viss (like Chevy)
 Cunningham, QUALEN KWAY-lin
 DOLEZAL, Brice DOLE-zal
 ELLIS, NOEL no-ELL
 ELUEMUNOR, Jermaine eh-LOO-muh-nor
 Everett, DESHAZOR dee-SHAY-zor
 FREY, Austin Fry

Garner, TAVARES tah-VAR-ess
 GENNESY, Avery JIN-ih-see
 GILLASPIA, Cullen gill-AS-pee-ah
 Gonzalez, LAQUVIONTE La-quiv-ee-ON-tay
 Hall, DAESHON DAY-shon
 Henderson, ZAYCOVEN zay-COE-vin
 HUHNS, Shane (who)n
 IFEDI, Germain if-ED-ee
 IHEANACHO, Frank eye-HEN-uch-oh
 KASER, Drew KAY-ser (as in laser)
 MASTROGIOVANNI, Jordan mass-tro-gee-oh-VON-ee

MOELLER, Sam Miller
 NOIL, Speedy NOIL (as in oil)
 OBOIHA, Julien oh-bee-OH-ha
 OGBUEHI, Cedric oh-BWAY (as in way)-hee
 Patterson, DREAGAN DRAY-gan
 SEZER, Alex SEE-zer
 STUCKEY, Jeremiah stoo-key
 TABUYO, Jeremy tah-BOO-yo
 TRIPUCKA, Shane trah-PUKE-ah
 Taylor, TYRELL tie-RELL
 TIPOTI, Kimo ti-PO-tee

2014 TEXAS A&M FOOTBALL NUMERICAL ROSTER

as of Sept. 1, 2014

NAME	POS.	HT.	WT.	CL-EXP	HOMETOWN (HIGH SCHOOL/JC)
1 Harris, De'Vante	DB	5-11	175	Jr-2L	Mesquite, TX (Horn)
1 Williams, Brandon	RB	6-0	200	Jr-1L	Brookshire, TX (Brookshire Royal/Oklahoma)
2 Noil, Speedy	WR	5-11	185	Fr-HS	New Orleans, LA (Edna Karr)
3 Sanders, Tommy	LB	6-2	220	Sr-1L	Cordele, GA (Crisp County/Butler (KS) CC)
3 Williams, Trey	RB	5-8	195	Jr-2L	Spring, TX (Dekaney)
4 Ellis, Noel	DB	5-10	180	So-1L	New Orleans, LA (Edna Karr)
5 Raven, Sr., Floyd	DB	6-2	200	Sr-3L	Kenner, LA (East St. John)
6 Gonzalez, LaQuivionte	WR	5-10	165	So-1L	Cedar Hill, TX (Cedar Hill)
7 Hill, Kenny	QB	6-1	215	So-1L	Southlake, TX (Carroll)
7 Mastrogiovanni, Jordan	LB	6-3	244	So-1L	Dallas, TX (Jesuit)
8 Harvey, Nick	DB	5-10	180	Fr-HS	Lancaster, TX (Richmond Travis)
9 Cunningham, Qualen	DL	6-3	247	Fr-HS	Chandler, AZ (Hamilton)
9 Seals-Jones, Ricky	WR	6-5	235	Fr-RS	Sealy, TX (Sealy)
10 Allen, Kyle	QB	6-3	205	Fr-HS	Scottsdale, AZ (Desert Mountain)
10 Hall, Daeshon	DL	6-6	260	So-1L	Lancaster, TX (Lancaster)
11 Reynolds, Josh	WR	6-4	190	So-TR	San Antonio, TX (Jay/Tyler JC)
12 Moeller, Sam	DB	5-11	186	Jr-2L	San Antonio, TX (Antoniano Prep)
13 Chevis, Reggie	LB	6-1	255	Fr-RS	Houston, TX (Sharpstown)
13 Jeffery, Jamal	WR	5-9	175	Fr-HS	Lufkin, TX (Lufkin)
14 McQueen, Conner	QB	5-10	175	So-1L	Klein, TX (Klein Oak)
14 Walker, Josh	LB	6-1	233	Fr-HS	Gilmer, TX (Gilmer)
15 Garrett, Myles	DL	6-5	255	Fr-HS	Arlington, TX (Martin)
15 Iheanacho, Frank	WR	6-6	220	Fr-HS	Houston, TX (Westside)
16 Baggs, Donnie	LB	6-1	230	Sr-3L	League City, TX (Clear Springs)
16 Miller, Kobe	QB	6-2	210	Fr-HS	College Station, TX (A&M Consolidated)
17 Sezer, Jr., Alex	CB	5-10	180	So-1L	Orange, TX (Little Cypress-Mauriceville)
17 Traylor, Jordan	QB	6-1	200	Fr-RS	Gilmer, TX (Gilmer)
18 Pope, Edward	WR	6-4	180	So-1L	Carthage, TX (Carthage)
18 Wilson, Donovan	DB	6-1	192	Fr-HS	Shreveport, LA (Woodlawn)
19 Tabuyo, Jeremy	WR	5-11	180	So-1L	Honolulu, HI (St. Louis)
20 White, James	RB	6-0	218	Fr-RS	Pearland, TX (Dawson)
21 Carson, Tra	RB	6-0	235	Jr-1L	Texarkana, TX (Liberty Eylau/Oregon)
22 Garner, Tavares	DB	6-0	183	So-1L	Missouri City, TX (Manvel)
23 Holmes, Sabian	WR	5-11	175	Jr-2L	Southlake, TX (Carroll)
23 Watts, Armani	DB	5-11	190	Fr-HS	Forney, TX (North Forney)
24 Bertolet, Taylor	PLK	5-9	185	Jr-2L	Reading, PA (Exeter Township)
25 Honeycutt, Clay	DB	6-2	200	Sr-2L	Dickinson, TX (Dickinson)
26 Burns, Devonta	DB	6-0	214	Jr-1L	Arlington, TX (Martin)
26 Gray, Chance	RB	5-7	170	So-RS	Tomball, TX (Concordia Lutheran)
27 Dolezal, Brice	RB	5-9	180	Jr-2L	Austin, TX (Westlake)
28 Davis, Victor	DB	6-0	191	Fr-RS	Rosenberg, TX (Terry)
29 Everett, Deshazor	DB	6-0	193	Sr-3L	DeRidder, LA (DeRidder)
30 Moore, Dillon	PLK	6-2	175	Fr-RS	College Station, TX (A&M Consolidated/Georgia Tech)
31 Matthews, Howard	DB	6-2	210	Sr-3L	League City, TX (Clear Springs)
32 Wilson, Kevin	LB	6-1	205	Jr-RS	Daphne, AL (Daphne)
33 Washington, Shaan	LB	6-3	235	So-1L	Alexandria, LA (Senior)
34 Townsend, Blaine	RB	6-0	234	Jr-SQ	Wichita Falls, TX (Rider)
35 Taylor, Tyrell	DL	6-4	235	Sr-2L	Houston, TX (Galena Park)
36 Wiggins, Jonathan	DB	6-3	218	So-1L	Houston, TX (Alief Taylor)
37 Frese, Jordan	DS	6-1	210	Fr-HS	Keller, TX (Keller)
37 Yellin, Kameron	RB	6-0	250	So-SQ	Prosper, TX (Marine Military Academy)
38 Kaser, Drew	P	6-3	210	Jr-1L	Strongsville, OH (Walsh Jesuit)
39 Havens, Daniel	DS	6-1	220	Fr-RS	College Station, TX (A&M Consolidated)
40 Johnson, Jarrett	DL	6-3	260	Fr-HS	Katy, TX (Seven Lakes)
41 Alexander, Brandon	TE	6-6	266	Jr-2L	Brenham, TX (Brenham)
42 Alaka, Otaro	LB	6-3	225	Fr-HS	Houston, TX (Cypress Falls)

NAME	POS.	HT.	WT.	CL-EXP	HOMETOWN (HIGH SCHOOL/JC)
42 Motley, Josch	WR	5-11	175	Fr-RS	College Station, TX (A&M Consolidated)
43 Bass, Justin	LB	6-2	231	Sr-2L	Plano, TX (West)
45 Frey, Austin	DS	6-1	230	Fr-HS	Tomball, TX (Homeschool)
45 Gillaspia, Cullen	LB	6-2	215	Fr-HS	Katy, TX (Taylor)
46 Hilliard, A.J.	LB	6-2	230	So-TR	Klein, TX (Klein Oak/TCU)
46 Tripucka, Shane	P	6-3	215	Fr-RS	Allen, TX (Allen)
47 Smith, Caden	OL	6-3	260	Jr-1L	Roscoe, TX (Roscoe)
48 Patterson, Dreagan	WR	6-0	190	So-SQ	Amarillo, TX (Bushland)
49 Lambo, Josh	PLK	6-0	220	Sr-1L	Middleton, WI (Edison Center/Collin County)
49 Martinez, Taylor	LB	6-0	219	So-SQ	Fort Bend, TX (Travis)
50 Davis, Tank	OL	6-4	280	Fr-HS	Garland, TX (Lakeview Centennial)
50 Taylor, Tyrone	DL	6-3	257	So-1L	Houston, TX (Galena Park)
51 Harrison, Jarvis	OL	6-4	330	Sr-3L	Navasota, TX (Navasota)
52 Wade, Brett	LB	6-1	230	Fr-RS	Kennedale, TX (Kennedale)
54 Blount, Jake	DL	6-4	225	So-RS	Flower Mound, TX (Marcus)
54 Freeman, Alex	DS	6-1	235	Sr-1L	Round Rock, TX (Westwood)
55 Manning, Justin	DL	6-1	300	Fr-RS	Dallas, TX (Kimball)
56 Matthews, Mike	OL	6-2	290	Jr-2L	Missouri City, TX (Elkins)
57 Munroe, Alvin	LB	6-1	228	So-SQ	Baytown, TX (Goose Creek Memorial)
58 Smith, Cameron	LB	6-2	222	Jr-RS	Arlington, TX (Lamar)
59 Flores, Isaac	DL	6-3	300	So-SQ	Santa Rosa, TX (Santa Rosa)
61 Meador, Braden	OL	6-6	290	So-RS	Montgomery, TX (Montgomery)
62 Loitz, Chad	OL	6-1	325	Fr-RS	Round Rock, TX (McNeil)
63 Lindblade, Ryan	OL	6-7	305	So-1L	Richmond, TX (Foster)
64 Parker, Trey	OL	6-3	285	Fr-RS	Katy, TX (Cinco Ranch)
65 Gennesy, Avery	OL	6-5	305	Jr-TR	Southaven, MS (Southaven/East Mississippi)
67 Godwin, Tyler	DL	6-3	280	So-SQ	Clear Springs, TX (Clear Springs)
68 Compton, Ben	OL	6-4	300	Sr-3L	Friendswood, TX (Friendswood)
70 Ogbuehi, Cedric	OL	6-5	305	Sr-3L	Allen, TX (Allen)
71 Tipoti, Kimo	OL	6-3	320	So-1L	Hurst, TX (L.D. Bell)
72 Eluemunor, Jermaine	OL	6-4	315	Jr-TR	Denville, NJ (Morris Knolls/Lackawanna (PA))
73 Stuckey, Jeremiah	OL	6-4	290	So-RS	Pacific, CA (Terra Nova/City College of San Francisco)
74 Ifedi, Germain	OL	6-5	325	So-1L	Houston, TX (Westside)
75 Martin, Koda	OL	6-6	275	Fr-HS	Manvel, TX (Manvel)
76 Ledwik, Zach	OL	6-5	282	Fr-HS	LaGrange, TX (LaGrange)
77 Gustafson, J.J.	OL	6-5	295	Fr-HS	Dallas, TX (Jesuit)
78 Gramling, Garrett	OL	6-6	310	Sr-1L	Denton, TX (Ryan)
79 Cheek, Joseph	OL	6-7	310	Jr-2L	Seguin, TX (Seguin)
80 Parker, Kyrion	WR	6-2	200	Fr-RS	Manvel, TX (Manvel)
81 Judkins, Jalyn	WR	6-2	220	Fr-RS	Angleton, TX (Angleton)
82 Niederhofer, Boone	WR	6-0	197	So-SQ	San Antonio, TX (Churchill)
83 Whitley, Kyle	WR	6-2	212	Fr-HS	Troy, TX (Troy)
83 Williams, Alonzo	DL	6-4	296	Jr-2L	Long Beach, CA (Polytechnic)
84 Kennedy, Malcome	WR	6-0	205	Sr-3L	Cayuga, TX (Cayuga)
85 Clear, Cameron	TE	6-6	277	Sr-1L	Memphis, TN (Central/Arizona Western)
86 Darley, David	TE	6-4	240	Fr-RS	Westlake Village, CA (Oaks Christian)
88 Reeves, Bryce	WR	6-2	185	Fr-HS	Graham, TX (Graham)
89 Robinson, Ivan	DL	6-3	290	Sr-3L	Longville, LA (South Beauregard)
90 Washington, Deshawn	DL	6-3	290	Fr-HS	Nederland, TX (Nederland)
92 Henderson, Zaycoven	DL	6-1	315	Fr-HS	Longview, TX (Longview)
93 Schorp, Tanner	DL	6-3	240	Fr-RS	San Antonio, TX (Ronald Reagan)
95 Obioha, Julien	DL	6-4	265	Jr-2L	New Orleans, LA (Brother Martin)
96 Arnold, Jay	DL	6-4	284	So-1L	Rockwall, TX (Heath)
97 Jackson, Darrell	DL	6-5	235	Fr-RS	Houston, TX (Madison)
97 Wicker, Cody	PLK	6-1	200	Fr-RS	Dallas, TX (Jesuit)
98 Walker, Hardreck	DL	6-2	300	So-1L	Spring, TX (Westfield)

PRONUNCIATION GUIDE

ALAKA, OTARO Oh-TAR-oh ah-LOCK-ah
 BERTOLET, Taylor BURR-toe-let
 BURNS, DEVONTA dah-VON-tay
 Carson, TRA TREY
 CHEVIS, Reggie SHEH-viss (like Chevy)
 Cunningham, QUALEN KWAY-lin
 DOLEZAL, Brice DOLE-zal
 ELLIS, NOEL no-ELL
 ELUEMUNOR, Jermaine eh-LOO-muh-nor
 Everett, DESHAZOR dee-SHAY-zor
 FREY, Austin Fry

Garner, TAVARES tah-VAR-ess
 GENNESY, Avery JIN-ih-see
 GILLASPIA, Cullen gill-AS-pee-ah
 Gonzalez, LAQUIVIONTE La-quiv-ee-ON-tay
 Hall, DAESHON DAY-shon
 Henderson, ZAYCOVEN zay-COE-vin
 HUNN, Shane (who)n
 IFEDI, Germain if-ED-ee
 IHEANACHO, Frank eye-HEN-uch-oh
 KASER, Drew KAY-ser (as in laser)
 MASTROGIOVANNI, Jordan mass-tro-gee-oh-VON-ee

MOELLER, Sam Miller
 NOIL, Speedy NOIL (as in oil)
 OBIOHA, Julien oh-bee-OH-ha
 OGBUEHI, Cedric oh-BWAY (as in way)-hee
 Patterson, DREAGAN DRAY-gan
 SEZER, Alex SEE-zer
 STUCKEY, Jeremiah stoo-key
 TABUYO, Jeremy tah-BOO-yo
 TRIPUCKA, Shane trah-PUKE-ah
 Taylor, TYRELL tie-RELL
 TIPOTI, Kimo ti-PO-tee

TEXAS A&M FOOTBALL SPEED CHART

Sideline



KEVIN SUMLIN
HEAD COACH



MARK SNYDER
DEF. COORDINATOR



JAKE SPAVITAL
OFF. COORDINATOR /
QUARTERBACKS



B.J. ANDERSON
OFFENSIVE LINE



JEFF BANKS
SPECIAL TEAMS COOR./
TIGHT ENDS



DAVID BEATY
WIDE RECEIVERS/
RECRUITING COOR.



TERRY JOSEPH
SECONDARY



TERRY PRICE
DEFENSIVE LINE

Press Box



MARK HAGEN
LINEBACKERS



CLARENCE MCKINNEY
RUNNING BACKS



LARRY JACKSON
FB S&C



JUSTIN MOORE
Assoc. AD/FB



GARY REYNOLDS
Dir. of FB Ops



SCOTT JOHNSTON
Dir. of Recruiting



MIKADO HINSON
Player Dev.



MICHAEL LAGRASTA
Recruiting



LANCE KOTHMANN
Recruiting



2014 TEXAS A&M FOOTBALL STATISTICS

SCHEDULE / RESULTS / RECORD BREAKDOWN

Date	Opponent	Score	Overall	SEC	Start	Time	Temp	Attend
Thu Aug 28 *	at ^{9/9} South Carolina	W 52-28	1-0	1-0	6:01p	3:32	94°	82,847
Sat Sep 6	LAMAR	W 73-3	2-0	—	8:44p	3:29	83°	104,728
Sat Sep 13	RICE	W 38-10	3-0	—	8:09p	3:39	69°	103,867
Sat Sep 20	at SMU	W 58-6	4-0	—	2:36p	3:14	88°	34,820
Sat Sep 27 *	vs Arkansas!	W 35-28 (OT)	5-0	2-0	2:40p	3:44	—	68,113
Sat Oct 4 *	at ^{12/14} Mississippi State	L 31-48	5-1	2-1	11:01a	3:30	59°	61,133
Sat Oct 11 *	^{3/4} OLE MISS	L 20-35	5-2	2-2	8:15p	3:09	64°	110,633
Sat Oct 18 *	at ^{7/7} Alabama	L 0-59	5-3	2-3	2:40p	3:13	75°	101,821
Sat Nov 1	ULM	W 21-16	6-3	—	11:01a	3:18	52°	100,922
Sat Nov 8 *	at ^{3/3} Auburn	W 41-38	7-3	3-3	2:38p	3:42	61°	87,451
Sat Nov 15 *	MISSOURI	L 27-34	7-4	3-4	6:40P	3:40	48°	10/4756
Thu Nov 27 *	LSU							

* - SEC Game / ! - at AT&T Stadium (Arlington, Texas) / Rankings reflected as AP/USA Today ranking at time of the game

	2014 SEASON	UNDER SUMLIN
Overall.....	7-4	27-10
Home.....	3-2	13-6
Away.....	3-2	11-4
Neutral.....	1-0	3-0
SEC.....	3-4	13-10
Non-Conference.....	4-0	14-0
Overtime.....	1-0	1-0
Day.....	4-2	12-7
Night.....	3-2	15-3
Televised.....	7-4	27-10
Non-Televised.....	0-0	0-0
vs Top 25.....	2-3	7-9
vs Top 15.....	2-3	4-5
vs Top 10.....	2-2	3-5
vs Top 5.....	1-1	2-3
Scores First.....	7-1	25-6
Opponent Scores First.....	0-3	2-4
Leading after 1st Qtr.....	5-0	20-4
Trailing after 1st Qtr.....	0-3	4-5
Tied after 1st Qtr.....	2-1	3-1
Leading at Half.....	6-1	24-3
Trailing at Half.....	1-3	2-7
Tied at Half.....	0-0	1-0
Leading after 3rd Qtr.....	6-0	24-2
Trailing after 3rd Qtr.....	1-4	2-8
Tied after 3rd Qtr.....	0-0	1-0
Wins Coin Toss.....	5-1	13-4
Loses Coin Toss.....	2-3	14-6
Natural Grass.....	5-4	18-9
Artificial Surface.....	2-0	9-1

TEAM STATISTICS

	A&M	Opponent
SCORING	396	305
Points Per Game.....	36.0	27.7
FIRST DOWNS	260	256
Rushing.....	89	114
Passing.....	159	123
Penalty.....	12	19
RUSHING YARDAGE	1630	2298
Yards gained rushing.....	1853	2527
Yards lost rushing.....	223	229
Rushing Attempts.....	352	472
Average Per Rush.....	4.6	4.9
Average Per Game.....	148.2	208.9
TDs Rushing.....	17	22
PASSING YARDAGE	3533	2599
Comp-Att-Int.....	293-452-13	210-365-4
Average Per Pass.....	7.8	7.1
Average Per Catch.....	12.1	12.4
Average Per Game.....	321.2	236.3
TDs Passing.....	34	15
TOTAL OFFENSE	5163	4897
Total Plays.....	804	837
Average Per Play.....	6.4	5.9
Average Per Game.....	469.4	445.2
KICK RETURNS: #-Yards	41-956 (23.3)	28-511 (18.2)
PUNT RETURNS: #-Yards	20-271 (13.6)	11-93 (8.5)
INT RETURNS: #-Yards	4-40	13-139
FUMBLES-LOST	13-4	14-7
PENALTIES-Yards	57-536	61-494
Average Per Game.....	48.7	44.9
PUNTS-Yards	51-2264	62-2560
Average Per Punt.....	44.4	41.3
TIME OF POSSESSION/Game	26:16	33:44
3RD-DOWN Conversions	63/152 (41%)	71/170 (42%)
4TH-DOWN Conversions	10/17 (59%)	9/16 (56%)
SACKS BY-Yards	32-149	23-158
FIELD GOALS-ATTEMPTS	11-13	11-20
ON-SIDE KICKS	1-2	1-2
RED-ZONE SCORES	(37-43) 86%	(30-33) 91%
PAT-ATTEMPTS	(51-51) 100%	(38-39) 97%
ATTENDANCE AVG	104,981	73,614

SCORE BY QUARTERS

	1st	2nd	3rd	4th	OT	Total
Texas A&M	93	121	76	99	7	396
Opponents	72	103	86	44	0	305

TEXAS A&M INDIVIDUAL STATISTICS

ALL-PURPOSE

	G	Rush	Rec	PR	KOR	IR	Tot	Avg/G
2 Speedy Noil	10	10	513	177	525	0	1225	122.5
3 Trey Williams	10	412	66	0	318	0	796	79.6
11 Josh Reynolds	11	0	746	0	0	0	746	67.8
84 Malcome Kennedy	9	-3	526	0	0	0	523	58.1
21 Tra Carson	10	431	53	0	24	0	508	50.8
18 Edward Pope	11	0	443	0	0	0	443	40.3
9 Ricky Seals-Jones	11	0	443	0	0	0	443	40.3
1 Brandon Williams	11	356	56	0	0	0	412	37.5
82 Boone Niederhofer	11	0	239	0	0	0	239	21.7
23 Sabian Holmes	9	0	189	0	0	0	189	21.0
6 LaQuivonte Gonzalez	8	0	77	32	63	0	172	21.5
20 James White	10	153	10	0	0	0	163	16.3
7 Kenny Hill	8	156	0	0	0	0	156	19.5
27 Brice Dolezal	2	104	0	0	0	0	104	52.0
19 Jeremy Tabuyo	11	0	102	0	0	0	102	9.3
8 Nick Harvey	11	0	0	62	0	0	62	5.6
85 Cameron Clear	9	0	34	0	13	0	47	5.2
23 Armani Watts	11	0	0	0	0	36	36	3.3
10 Kyle Allen	7	24	0	0	0	0	24	3.4
80 Kyron Parker	2	0	14	0	0	0	14	7.0
41 Brandon Alexander	11	0	0	0	13	0	13	1.2
13 Jamal Jeffery	2	0	12	0	0	0	12	6.0
15 Frank Iheanacho	6	0	10	0	0	0	10	1.7
29 Deshazor Everett	11	0	0	0	0	4	4	0.4
14 Conner McQueen	10	-1	0	0	0	0	-1	-0.1
Total	11	1630	3533	271	956	40	6430	584.5
Opponents	11	2298	2599	93	511	139	5640	512.7

FIELD GOALS

	FGM-FGA	Pct	01-19	20-29	30-39	40-49	50-99	Lg	Blk
49 Josh Lambo	11-13	84.6	0-0	5-5	3-3	2-4	1-1	50	0
Total	11-13	84.6	0-0	5-5	3-3	2-4	1-1	50	0

FG SEQUENCE	TEXAS A&M	OPPONENTS
South Carolina	(33)	54
Lamar	(20)	(20),41
Rice	(47)	22,48,(33)
SMU	(39),(50),(24)	(29),44,(37)
Arkansas	40	44
Mississippi State	(27)	42
Ole Miss	-	-
Alabama	-	(21)
ULM	-	(51),(23),(22)
Auburn	49,(22),(27)	(30),41
Missouri	(40),(31)	(38),(35),49

Numbers in (parentheses) indicate field goal was made. * blocked

PUNTING

	No.	Yds	Avg	Long	TB	FC	I20	Blkd
38 Drew Kaser	51	2264	44.4	60	5	19	17	0
Total	51	2264	44.4	60	5	19	17	0
Opponents	62	2560	41.3	56	4	14	11	0

KICKOFFS

	No.	Yds	Avg	TB	OB	Retn	Net	YdLn
24 Taylor Bertolet	66	4156	63.0	38	2			
49 Josh Lambo	2	128	64.0	0	0			
Total	68	4284	63.0	38	2	511	41.5	23
Opponents	59	3536	59.9	15	1	956	37.4	27

SCORING

	TD	FGs	PATs			DXP	Saf	Points
			Kick	Rush	Rcv			
49 Josh Lambo	0	11-13	51-51	0-0	0	0-0	0	84
11 Josh Reynolds	12	0-0	0-0	0-0	0	0-0	0	72
3 Trey Williams	5	0-0	0-0	0-0	0	0-0	0	30
21 Tra Carson	5	0-0	0-0	0-0	0	0-0	0	30
9 Ricky Seals-Jones	4	0-0	0-0	0-0	0	0-0	0	24
2 Speedy Noil	4	0-0	0-0	0-0	0	0-0	0	24
18 Edward Pope	4	0-0	0-0	0-0	0	0-0	0	24
84 Malcome Kennedy	4	0-0	0-0	0-0	0	0-0	0	24
1 Brandon Williams	3	0-0	0-0	0-0	0	0-0	0	18
20 James White	3	0-0	0-0	0-0	0	0-0	0	18
19 Jeremy Tabuyo	2	0-0	0-0	0-0	0	0-0	0	12
23 Sabian Holmes	2	0-0	0-0	0-0	0	0-0	0	12
82 Boone Niederhofer	1	0-0	0-0	0-0	0	0-0	0	6
29 Deshazor Everett	1	0-0	0-0	0-0	0	0-0	0	6
27 Brice Dolezal	1	0-0	0-0	0-0	0	0-0	0	6
6 LaQuivonte Gonzalez	1	0-0	0-0	0-0	0	0-0	0	6
Total	52	11-13	51-51	0-0	0	0-0	0	396
Opponents	39	11-20	38-39	0-0	0	0-0	0	305

INTERCEPTIONS

	No.	Yds	Avg	TD	Long
29 Deshazor Everett	3	36	12.0	0	36
23 Armani Watts	1	0	0.0	0	0
Total	4	40	10.0	0	36
Opponents	13	139	10.7	1	75

PUNT RETURNS

	No.	Yds	Avg	TD	Long
2 Speedy Noil	13	177	13.6	0	67
8 Nick Harvey	4	62	15.5	0	30
6 LaQuivonte Gonzalez	2	32	16.0	0	28
Total	20	271	13.6	0	67
Opponents	11	93	8.5	0	47

KICK RETURNS

	No.	Yds	Avg	TD	Long
2 Speedy Noil	21	525	25.0	0	70
3 Trey Williams	13	318	24.5	0	75
6 LaQuivonte Gonzalez	3	63	21.0	0	24
85 Cameron Clear	1	13	13.0	0	13
41 Brandon Alexander	2	13	6.5	0	3
Total	41	956	23.3	0	75
Opponents	28	511	18.2	0	40

FUMBLE RETURNS

	No.	Yds	Avg	TD	Long
29 Deshazor Everett	0	0	0.0	1	0
Total	0	0	0.0	0	0
Opponents	1	21	21.0	1	21

TEXAS A&M DEFENSIVE STATISTICS

	GP	Tackles			TFL/Yds	Sacks No-Yds	Pass Def			Fumbles		Blkd Kick	Saf
		Solo	Ast	Total			Int-Yds	BrUp	QBH	Rcv-Yds	FF		
31 Howard Matthews	11	34	33	67	2.5-8	.	.	8	1
29 Deshazor Everett	11	39	26	65	2.5-8	.	1-4	6
43 Justin Bass	11	20	36	56	0.5-1
33 Shaan Washington	8	25	29	54	3.0-11	2.0-10	.	1	1	1-0	.	.	.
26 Devonta Burns	11	28	25	53	.	.	.	1	2	.	1	.	.
23 Armani Watts	11	32	20	52	2.0-5	.	3-36	7
83 Alonzo Williams	11	16	31	47	5.5-24	4.5-22	.	1	4	1-0	.	.	.
15 Myles Garrett	10	26	20	46	12.5-67	11.0-64	.	1	9	.	.	1	.
1 De'Vante Harris	8	24	18	42	1.5-3	.	.	5	.	1-0	.	.	.
95 Julien Obioha	11	15	26	41	4.0-12	1.0-6	.	.	2	1-0	.	.	.
10 Daeshon Hall	11	8	19	27	5.0-17	3.5-15	.	.	5
14 Josh Walker	10	9	18	27	1.0-4	0.5-1
98 Hardreck Walker	11	13	14	27	0.5-0	.	.	2	2
5 Floyd Raven, Sr	11	14	12	26	.	.	.	1	.	1-0	.	.	.
7 J. Mastrogiovanni	8	12	13	25	1.0-4	.	.	1	1
89 Ivan Robinson	7	12	11	23	1.5-7	1.0-6	.	.	3	.	.	1	.
42 Otaru Alaka	10	15	7	22	2.0-3	.	.	1	3	.	2	.	.
16 Donnie Baggs	11	9	13	22	4.0-10	2.0-6	.	.	2
28 Victor Davis	10	13	6	19	.	.	.	1
8 Nick Harvey	11	9	3	12	1.0-3
3 Tommy Sanders	9	5	6	11	2.0-2	0.5-0	.	3	5
18 Donovan Wilson	9	9	1	10	2.0-5
40 Jarrett Johnson	11	4	5	9	1.0-4
92 Zaycoven Henderson	9	4	4	8
96 Jay Arnold	10	3	5	8	1.0-3	1.5-3	.	.	2
12 Sam Moeller	11	4	3	7
97 Darrell Jackson	4	6	1	7	3.5-6	1.0-2
9 Qualen Cunningham	10	4	3	7	1.5-7	1.5-7	.	.	3
25 Clay Honeycutt	9	3	2	5	1-0	.	.	.
17 Alex Sezer, Jr	10	3	1	4
55 Justin Manning	4	2	1	3	1.0-5	1.0-5
22 Tavares Garner	4	1	2	3
46 A.J. Hilliard	1	3	.	3	1.0-2	1.0-2	.	.	1
20 James White	10	2	.	2
3 Trey Williams	10	2	.	2
82 Boone Niederhofer	11	2	.	2
52 Brett Wade	2	1	1	2
54 Alex Freeman	11	1	.	1	1-0	1	.	.
56 Mike Matthews	9	1	.	1
18 Edward Pope	11	1	.	1
19 Jeremy Tabuyo	11	1	.	1
36 Jonathan Wiggins	3	1	.	1
13 Reggie Chevis	2	1	.	1
1 Brandon Williams	11	1	.	1
21 Tra Carson	10	.	1	1
35 Tyrell Taylor	2	1
9 Ricky Seals-Jones	11	1	.
Total.....	11	438	416	854	63-221	32-149	4-40	39	47	7-0	4	3	.
Opponents.....	11	419	380	799	53.0-225	23-158	13-139	40	29	4-21	6	.	.

LEADERS

SOLO TACKLES

29 D. Everett	39
31 H. Matthews	34
23 A. Watts	32
26 D. Burns	28
15 M. Garrett	26

ASSISTED TACKLES

43 J. Bass	36
31 H. Matthews	33
83 A. Williams	31
33 S. Washington	29
29 D. Everett	26
95 J. Obioha	26

TACKLES FOR LOSS/YDS

15 M. Garrett	12.5
83 A. Williams	5.5
10 D. Hall	5.0
16 D. Baggs	4.0
95 J. Obioha	4.0

QB SACKS/YDS

15 M. Garrett	11.0
83 A. Williams	4.5
10 D. Hall	3.5
16 D. Baggs	2.0
33 S. Washington	2.0

SPECIAL TEAMS TACKLES

26 D. Burns	4
12 S. Moeller	4
5 F. Raven	4
16 D. Baggs	3
8 N. Harvey	3
17 A. Sezer, Jr	3

PARTICIPATION CHART

Name	GP/GS	SC	LAMAR	RICE	SMU	ARK	MSU	MISS	ALA	ULM	AUB	MISSOU	LSU
42 Otaro Alaka	10/3	...	XXX	XXX	XXX	XXX	XXX	XXX	XXX	START	START	START	
17 Alex Sezer, Jr	10/-	XXX	XXX	XXX	XXX	...	XXX	XXX	XXX	XXX	XXX	XXX	XXX
41 B. Alexander	11/-	XXX	XXX	XXX	XXX	XXX	XXX	XXX	XXX	XXX	XXX	XXX	XXX
10 Kyle Allen	7/3	...	XXX	XXX	XXX	XXX	START	START	START	
96 Jay Arnold	10/1	XXX	XXX	XXX	START	XXX	XXX	XXX	XXX	XXX	...	XXX	
16 Donnie Baggs	11/2	XXX	XXX	XXX	XXX	START	XXX	XXX	START	XXX	XXX	XXX	XXX
43 Justin Bass	11/7	XXX	START	START	START	START	START	START	START	XXX	XXX	XXX	
24 Taylor Bertolet	11/-	XXX	XXX	XXX	XXX	XXX	XXX	XXX	XXX	XXX	XXX	XXX	XXX
26 Devonta Burns	11/9	START	START	START	START	START	START	START	START	START	START	START	START
21 Tra Carson	10/3	XXX	...	START	XXX	XXX	START	XXX	START	XXX	XXX	XXX	
79 Joseph Cheek	10/8	START	START	START	START	START	XXX	XXX	...	START	START	START	
13 Reggie Chevis	2/-	...	XXX	XXX
85 Cameron Clear	9/5	START	XXX	START	XXX	START	START	START	XXX	XXX	
68 Ben Compton	11/3	XXX	XXX	START	START	XXX	XXX	XXX	XXX	START	XXX	XXX	XXX
9 Q. Cunningham	10/-	XXX	XXX	XXX	XXX	XXX	XXX	XXX	XXX	...	XXX	XXX	XXX
28 Victor Davis	10/5	START	START	START	XXX	XXX	XXX	START	START	XXX	XXX	...	
27 Brice Dolezal	2/-	...	XXX	...	XXX
29 D. Everett	11/11	START	START	START	START	START	START	START	START	START	START	START	START
59 Isaac Flores	1/-	...	XXX
5 Floyd Raven, Sr	11/5	XXX	XXX	XXX	XXX	XXX	XXX	START	START	START	START	START	START
54 Alex Freeman	11/-	XXX	XXX	XXX	XXX	XXX	XXX	XXX	XXX	XXX	XXX	XXX	XXX
22 Tavares Garner	4/-	XXX	XXX	XXX	XXX
15 Myles Garrett	10/6	XXX	XXX	XXX	XXX	START	START	START	START	START	START	START	...
67 Tyler Godwin	1/-	...	XXX
6 L. Gonzalez	8/1	XXX	XXX	XXX	XXX	XXX	XXX	XXX	START	START
78 G. Gramling	11/10	START	START	START	START	START	START	START	START	XXX	START	START	
77 J.J. Gustafson	4/-	XXX	XXX	XXX	XXX
10 Daeshon Hall	11/5	START	START	START	START	XXX	XXX	XXX	XXX	XXX	XXX	START	START
1 De'Vante Harris	8/5	XXX	START	START	XXX	XXX	START	START	START	START
51 Jarvis Harrison	9/6	XXX	XXX	XXX	START	START	START	START	START	START	START
8 Nick Harvey	11/1	XXX	XXX	XXX	START	XXX	XXX	XXX	XXX	XXX	XXX	XXX	XXX
92 Z. Henderson	9/-	XXX	XXX	XXX	XXX	...	XXX	XXX	XXX	...	XXX	XXX	XXX
7 Kenny Hill	8/8	START	START	START	START	START	START	START	START
46 A.J. Hilliard	1/1	START
23 Sabian Holmes	9/-	XXX	XXX	XXX	XXX	XXX	XXX	XXX	XXX	XXX
25 Clay Honeycutt	9/-	XXX	XXX	XXX	XXX	XXX	XXX	...	XXX	...	XXX	XXX	XXX
74 Germain Ifedi	9/9	START	START	START	START	START	START	START	START	START
15 Frank Iheanacho	6/-	XXX	XXX	XXX	XXX	...	XXX	...	XXX
97 Darrell Jackson	4/-	...	XXX	...	XXX	XXX	...	XXX	XXX
13 Jamal Jeffery	2/-	...	XXX	...	XXX
40 Jarrett Johnson	11/-	XXX	XXX	XXX	XXX	XXX	XXX	XXX	XXX	XXX	XXX	XXX	XXX
38 Drew Kaser	11/-	XXX	XXX	XXX	XXX	XXX	XXX	XXX	XXX	XXX	XXX	XXX	XXX
84 Malcome Kennedy	9/8	START	START	START	START	XXX	START	START	START	START	START
49 Josh Lambo	10/-	XXX	XXX	XXX	XXX	XXX	XXX	XXX	...	XXX	XXX	XXX	XXX
63 Ryan Lindblade	2/-	...	XXX	...	XXX
62 Chad Loitz	1/-	...	XXX
55 Justin Manning	4/-	...	XXX	...	XXX	XXX	...	XXX
49 Taylor Martinez	1/-	...	XXX
7 J. Mastrogiovanni	8/7	START	START	...	START	START	START	START	START	XXX	
31 Howard Matthews	11/11	START	START	START	START	START	START	START	START	START	START	START	START
56 Mike Matthews	9/9	START	START	START	START	START	START	START	START	START	START
14 Conner McQueen	10/-	XXX	XXX	XXX	XXX	XXX	XXX	XXX	...	XXX	XXX	XXX	XXX
12 Sam Moeller	11/-	XXX	XXX	XXX	XXX	XXX	XXX	XXX	XXX	XXX	XXX	XXX	XXX
82 B. Niederhofer	11/1	XXX	XXX	XXX	XXX	XXX	START	XXX	XXX	XXX	XXX	XXX	XXX
2 Speedy Noil	10/5	XXX	START	START	...	START	XXX	XXX	START	XXX	START	XXX	XXX
95 Julien Obioha	11/11	START	START	START	START	START	START	START	START	START	START	START	START
70 Cedric Ogbuehi	11/11	START	START	START	START	START	START	START	START	START	START	START	START
80 Kyrion Parker	2/-	XXX	...	XXX
64 Trey Parker	1/-	...	XXX
18 Edward Pope	11/6	START	XXX	XXX	START	START	START	START	XXX	XXX	XXX	START	START
11 Josh Reynolds	11/10	START	START	START	START	XXX	START	START	START	START	START	START	START
89 Ivan Robinson	7/6	XXX	...	START	START	START	START	START	START	START	...
3 Tommy Sanders	9/-	XXX	XXX	XXX	XXX	...	XXX	XXX	...	XXX	XXX	XXX	XXX
94 Tanner Schorp	1/-	...	XXX
9 R. Seals-Jones	11/8	XXX	START	START	START	START	START	START	XXX	XXX	START	START	START
47 Caden Smith	11/-	XXX	XXX	XXX	XXX	XXX	XXX	XXX	XXX	XXX	XXX	XXX	XXX
73 J. Stuckey	6/-	XXX	XXX	XXX	XXX	XXX	XXX	XXX
19 Jeremy Tabuyo	11/-	XXX	XXX	XXX	XXX	XXX	XXX	XXX	XXX	XXX	XXX	XXX	XXX
35 Tyrell Taylor	2/-	...	XXX	...	XXX
71 Kimo Tipoti	1/-	...	XXX
52 Brett Wade	2/-	...	XXX	...	XXX
98 Hardreck Walker	11/5	START	START	START	XXX	XXX	XXX	XXX	XXX	START	XXX	START	START
14 Josh Walker	10/4	...	XXX	START	START	XXX	XXX	XXX	XXX	START	START	START	START
33 S. Washington	8/-	XXX	XXX	XXX	XXX	XXX	XXX	XXX	XXX	XXX
23 Armani Watts	11/6	START	START	START	START	START	START	XXX	XXX	XXX	XXX	XXX	XXX
20 James White	10/-	...	XXX	XXX	XXX	XXX	XXX	XXX	XXX	XXX	XXX	XXX	XXX
36 J. Wiggins	3/-	XXX	XXX	XXX
83 Alonzo Williams	11/10	START	START	START	START	START	START	START	START	XXX	START	START	START
1 B. Williams	11/5	START	XXX	XXX	START	START	XXX	START	XXX	START	XXX	XXX	XXX
3 Trey Williams	10/2	XXX	START	XXX	XXX	XXX	XXX	XXX	XXX	...	START	XXX	XXX
18 Donovan Wilson	9/-	...	XXX	XXX	XXX	...	XXX	XXX	XXX	XXX	XXX	XXX	XXX



RUSHING/RECEIVING/PASSING GAME-BY-GAME

RUSHING

Name	No-Yds/TD	SC	LAMAR	RICE	SMU	ARK	MSU	MISS	ALA	ULM	AUB	MISSOURI	LSU
21 Tra Carson	91-431/5	7-30/3	DNP	11-66/1	6-34/0	8-55/0	11-59/0	11-29/0	5-6/0	13-47/1	9-49/0	10-56/0	
3 Trey Williams	66-412/5	13-78/1	7-54/1	2-10/0	7-66/2	9-26/0	4-53/0	7-14/1	3-12/0	DNP	10-64/0	4-35/0	
1 B. Williams	79-356/3	11-57/0	4-18/0	5-44/0	3-20/1	2-19/1	4-14/0	8-16/0	4-21/0	19-71/1	12-68/0	7-8/0	
7 Kenny Hill	52-156/0	7-5/0	2-6/0	5-38/0	2-57/0	6-30/0	12-35/0	8--4/0	10--11/0	DNP	DNP	DNP	
20 James White	22-153/3	DNP	11-62/2	2-12/0	7-64/1	-	-	-	1-4/0	1-11/0	-	-	
27 Brice Dolezal	15-104/1	DNP	11-86/1	DNP	4-18/0	DNP	DNP	DNP	DNP	DNP	DNP	DNP	
10 Kyle Allen	17-24/0	DNP	-	-	2-9/0	DNP	DNP	DNP	1--1/0	6-12/0	2--1/0	6-5/0	
2 Speedy Noil	1-10/0	-	-	-	DNP	1-10/0	-	-	-	-	-	-	
14 Conner McQueen	1--1/0	-	-	-	-	-	-	1--1/0	DNP	-	-	-	
84 Malcome Kennedy	1--3/0	-	-	-	-	1--3/0	DNP	DNP	-	-	-	-	

RECEIVING

Name	No-Yds/TD	SC	LAMAR	RICE	SMU	ARK	MSU	MISS	ALA	ULM	AUB	MISSOURI	LSU
11 Josh Reynolds	45-746/12	6-76/1	3-33/0	2-68/2	1-70/1	4-89/1	7-66/2	6-74/1	3-42/0	2-15/0	6-88/2	5-125/2	
84 Malcome Kennedy	45-526/4	14-137/0	3-33/1	7-88/0	6-76/0	3-44/1	DNP	DNP	4-4/0	1-4/0	4-118/1	3-22/1	
2 Speedy Noil	40-513/4	5-55/0	4-71/0	3-71/1	DNP	1-8/0	3-50/2	11-105/0	4-32/0	5-69/1	1-16/0	3-36/0	
9 R. Seals-Jones	47-443/4	5-67/1	3-45/1	5-42/1	3-38/0	4-29/0	10-72/0	7-84/0	-	-	6-46/1	4-20/0	
18 Edward Pope	29-443/4	4-75/1	4-56/1	2-36/0	2-13/0	4-151/2	2-38/0	5-30/0	2-22/0	2-15/0	-	2-7/0	
82 B. Niederhofer	27-239/1	3-18/0	3-21/1	-	6-73/0	-	8-69/0	3-17/0	3-34/0	-	-	1-7/0	
23 Sabian Holmes	11-189/2	2-32/0	3-75/1	-	-	2-38/0	2-27/0	1-13/1	1-4/0	DNP	DNP	-	
19 Jeremy Tabuyo	6-102/2	-	1-7/0	-	2-80/2	1-6/0	1-8/0	-	-	1-1/0	-	-	
6 L. Gonzalez	5-77/1	-	2-45/1	-	3-32/0	DNP	DNP	DNP	-	-	-	-	
3 Trey Williams	12-66/0	1-0/0	-	2-4/0	-	1-15/0	-	5-41/0	-	DNP	1-4/0	2-2/0	
1 B. Williams	8-56/0	1-13/0	-	-	1-13/0	-	-	1-14/0	1-2/0	1-0/0	1-5/0	2-9/0	
21 Tra Carson	6-53/0	1-16/0	DNP	-	-	1-6/0	3-21/0	-	-	-	-	1-10/0	
85 Cameron Clear	5-34/0	1-12/0	DNP	DNP	-	-	-	3-23/0	-	-	-	1--1/0	
80 Kyron Parker	1-14/0	DNP	DNP	DNP	DNP	DNP	1-14/0	DNP	-	DNP	DNP	DNP	
13 Jamal Jeffery	2-12/0	DNP	2-12/0	DNP	-	DNP	DNP	DNP	DNP	DNP	DNP	DNP	
20 James White	3-10/0	DNP	1-7/0	-	-	-	-	-	1-1/0	1-2/0	-	-	
15 Frank Iheanacho	1-10/0	1-10/0	-	-	-	DNP	-	DNP	-	DNP	DNP	DNP	

PASSING

#7 KENNY HILL

	Att	Comp	Int	Pct	Yards	TD	Long	Sack	Yds	Effic
at South Carolina	60	44	0	73.3	511	3	33	1	9	161.4
LAMAR	26	17	0	65.4	283	4	51	0	0	207.6
RICE	31	20	0	64.5	300	4	48	2	19	188.4
at SMU	22	16	1	72.7	265	2	70	0	0	194.8
vs Arkansas	41	21	1	51.2	386	4	86	0	0	157.6
at Mississippi State	62	37	3	59.7	365	4	29	4	33	120.7
OLE MISS	53	42	2	79.2	401	2	33	2	26	147.7
at Alabama	26	17	1	65.4	138	0	26	5	26	102.3
ULM	-- Did Not Play --									
at Auburn	-- Did Not Play --									
MISSOURI	-- Did Not Play --									
LSU										
TOTALS	321	214	8	66.7	2,649	23	86	15	114	154.6

#10 KYLE ALLEN

	Att	Comp	Int	Pct	Yards	TD	Long	Sack	Yds	Effic
at South Carolina	-- Did Not Play --									
LAMAR	16	12	1	75.0	122	2	33	0	0	167.8
RICE	2	1	1	50.0	9	0	9	0	0	-12.2
at SMU	15	8	0	53.3	130	1	50	0	0	148.1
vs Arkansas	-- Did Not Play --									
at Mississippi State	-- Did Not Play --									
OLE MISS	-- Did Not Play --									
at Alabama	5	2	0	40.0	3	0	2	1	1	45.0
ULM	28	13	1	46.4	106	1	39	3	27	82.9
at Auburn	29	19	1	65.5	277	4	60	1	2	184.4
MISSOURI	35	24	1	68.6	237	3	56	3	14	148.0
LSU										
TOTALS	130	79	5	60.8	884	11	60	8	44	138.1

TACKLES GAME-BY-GAME

Name	Solo-Ast	Total	SC	LAMAR	RICE	SMU	ARK	MSU	MISS	ALA	ULM	AUB	MISS	LSU
31 Howard Matthews	34-33	67	6-2	2-0	7-7	0-3	4-3	3-2	2-3	2-2	1-3	4-2	3-6	
29 D. Everett	39-26	65	1-0	3-1	3-1	3-1	7-9	5-1	6-6	4-2	1-0	3-2	3-3	
43 Justin Bass	20-36	56	3-1	2-3	1-9	1-3	2-5	4-3	0-4	4-1	0-4	0-1	3-2	
33 S. Washington	25-29	54	DNP	DNP	DNP	4-2	1-6	4-3	1-3	6-4	3-1	2-4	4-6	
26 Devonta Burns	28-25	53	2-2	2-1	4-4	-	1-1	3-3	4-5	3-0	1-4	6-3	2-2	
23 Armani Watts	32-20	52	2-1	5-1	4-2	2-3	1-4	7-0	0-1	3-1	3-2	4-2	1-3	
83 Alonzo Williams	16-31	47	-	2-4	1-3	4-3	0-7	2-2	0-1	2-3	3-2	2-2	0-4	
15 Myles Garrett	26-20	46	2-0	4-1	5-3	1-1	1-2	5-5	1-2	3-0	3-3	1-3	DNP	
1 De'Vante Harris	24-18	42	DNP	DNP	DNP	3-0	5-5	2-4	1-0	2-3	5-2	1-1	5-3	
95 Julien Obioha	15-26	41	2-0	0-2	3-5	-	0-4	4-2	1-4	-	-	4-4	1-5	
10 Daeshon Hall	8-19	27	1-0	3-4	0-3	0-1	0-2	1-1	-	1-0	0-1	1-2	1-5	
98 Hardreck Walker	13-14	27	1-0	2-2	3-4	2-1	0-1	2-1	1-1	-	-	1-0	1-4	
14 Josh Walker	9-18	27	DNP	0-4	1-2	0-2	-	-	-	-	3-3	4-4	1-3	
5 Floyd Raven, Sr	14-12	26	1-0	1-0	1-1	1-0	-	-	1-3	3-1	0-3	2-4	4-0	
7 J. Mastrogiovann	12-13	25	5-2	2-0	DNP	-	0-3	2-2	3-4	0-2	DNP	DNP	-	
89 Ivan Robinson	12-11	23	DNP	DNP	2-1	DNP	3-4	1-4	3-2	2-0	-	1-0	DNP	
42 Otaru Alaka	15-7	22	DNP	0-1	-	3-0	-	1-0	-	2-1	3-3	4-0	2-2	
16 Donnie Baggs	9-13	22	2-1	2-0	2-2	0-1	0-3	0-1	0-1	2-2	1-1	0-1	-	
28 Victor Davis	13-6	19	1-2	2-0	3-1	2-2	-	-	-	2-0	3-1	-	DNP	
8 Nick Harvey	9-3	12	1-0	0-1	2-0	1-0	0-1	-	1-0	3-0	0-1	-	1-0	
3 Tommy Sanders	5-6	11	-	0-1	2-3	1-0	DNP	-	0-1	DNP	0-1	1-0	1-0	
18 Donovan Wilson	9-1	10	DNP	1-0	-	-	DNP	-	0-1	2-0	2-0	3-0	1-0	
40 Jarrett Johnson	4-5	9	-	0-2	-	-	-	-	-	-	3-2	-	1-1	
92 Z. Henderson	4-4	8	1-0	0-2	1-0	0-1	DNP	-	-	-	DNP	2-1	-	
96 Jay Arnold	3-5	8	1-0	-	-	2-2	0-1	-	-	-	0-1	DNP	0-1	
12 Sam Moeller	4-3	7	0-1	-	-	2-1	1-0	-	-	1-0	-	0-1	-	
40 Darrell Jackson	6-1	7	DNP	-	DNP	4-1	DNP	DNP	DNP	DNP	1-0	DNP	1-0	
9 Q. Cunningham	4-3	7	-	0-1	2-1	1-0	-	-	-	-	DNP	1-0	0-1	
25 Clay Honeycutt	3-2	5	-	-	1-0	0-1	1-1	-	DNP	-	DNP	-	1-0	
37 Alex Sezer, Jr	3-1	4	-	-	1-0	1-0	DNP	1-0	-	-	-	-	0-1	
55 Justin Manning	2-1	3	DNP	0-1	DNP	2-0	DNP	DNP	DNP	-	DNP	-	DNP	
46 A.J. Hilliard	3-0	3	3-0	DNP	DNP	DNP	DNP	DNP	DNP	DNP	DNP	DNP	DNP	
22 Tavares Garner	1-2	3	-	-	-	1-2	DNP	DNP	DNP	DNP	DNP	DNP	DNP	
27 James White	2-0	2	DNP	1-0	-	-	-	1-0	-	-	-	-	-	
3 Trey Williams	2-0	2	-	1-0	-	1-0	-	-	-	-	DNP	-	-	
52 Brett Wade	1-1	2	DNP	1-0	DNP	0-1	DNP	DNP	DNP	DNP	DNP	DNP	DNP	
82 B. Niederhofer	2-0	2	-	-	-	-	-	2-0	-	-	-	-	-	
54 Alex Freeman	1-0	1	-	-	-	-	-	1-0	-	-	-	-	-	
56 Mike Matthews	1-0	1	-	-	DNP	DNP	-	1-0	-	-	-	-	-	
18 Edward Pope	1-0	1	-	-	-	-	-	-	-	-	-	1-0	-	
19 Jeremy Tabuyo	1-0	1	-	-	1-0	-	-	-	-	-	-	-	-	
36 J. Wiggins	1-0	1	-	1-0	-	DNP	DNP	DNP	DNP	DNP	DNP	DNP	DNP	
13 Reggie Chevis	1-0	1	DNP	1-0	DNP	DNP	DNP	DNP	DNP	DNP	-	DNP	DNP	
1 B. Williams	1-0	1	-	-	-	-	-	-	-	-	-	-	1-0	
21 Tra Carson	0-1	1	-	DNP	-	-	-	-	-	-	-	0-1	-	

SEASON SUPERLATIVES

TEXAS A&M

INDIVIDUAL GAME HIGHS

Rushes	19	Brandon Williams vs ULM (Nov 1)
Yards Rushing	86	Brice Dolezal vs Lamar (Sep 6)
TD Rushes	3	Tra Carson at South Carolina (Aug 28)
Long Rush	58	Kenny Hill at SMU (Sep 20)
Pass attempts	62	Kenny Hill at Mississippi State (Oct 4)
Pass completions	44	Kenny Hill at South Carolina (Aug 28)
Yards Passing	511	Kenny Hill at South Carolina (Aug 28)
TD Passes	4	Kyle Allen at Auburn (Nov 8) Kenny Hill at Mississippi State (Oct 4) Kenny Hill vs Arkansas (Sep 27) Kenny Hill vs Lamar (Sep 6) Kenny Hill vs Rice (Sep 13) Kenny Hill vs Arkansas (Sep 27)
Receptions	14	Malcome Kennedy at South Carolina (Aug 28)
Yards Receiving	151	Edward Pope vs Arkansas (Sep 27)
TD Receptions	2	seven times, last Josh Reynolds vs Missouri (Nov 15)
Long Reception	70	Josh Reynolds at SMU (Sep 20)
Field Goals	3	Josh Lambo at SMU (Sep 20)
Long Field Goal	50	Josh Lambo at SMU (Sep 20)
Punts	9	Drew Kaser at Alabama (Oct 18)
Punting Avg	54.7	Drew Kaser at Auburn (Nov 8)
Long Punt	60	Drew Kaser at Auburn (Nov 8)
Punts inside 20	4	Drew Kaser at Mississippi State (Oct 4)
Long Punt Return	67	Speedy Noil vs Lamar (Sep 6)
Long Kickoff Return	75	Trey Williams at Alabama (Oct 18)
Tackles	16	Deshazor Everett vs Arkansas (Sep 27)
Sacks	3.5	Myles Garrett vs ULM (Nov 1)
Tackles For Loss	3.5	Myles Garrett vs ULM (Nov 1) Myles Garrett vs Rice (Sep 13) Darrell Jackson at SMU (Sep 20)
Interceptions	1	four times, last Armani Watts vs Missouri (Nov 15)

TEAM GAME HIGHS

Rushes	41	vs ULM (Nov 1)
Yards Rushing	268	at SMU (Sep 20)
Yards Per Rush	8.6	at SMU (Sep 20)
TD Rushes	4	at South Carolina (Aug 28) vs Lamar (Sep 6) at SMU (Sep 20)
Pass attempts	62	at Mississippi State (Oct 4)
Pass completions	44	at South Carolina (Aug 28)
Yards Passing	511	at South Carolina (Aug 28)
Yards Per Pass	10.7	at SMU (Sep 20)
TD Passes	6	vs Lamar (Sep 6)
Total Plays	99	at South Carolina (Aug 28)
Total Offense	680	at South Carolina (Aug 28)
Yards Per Play	9.8	at SMU (Sep 20)
Points	73	vs Lamar (Sep 6)
Sacks By	8	at SMU (Sep 20)
First Downs	39	at South Carolina (Aug 28)
Penalties	9	vs Arkansas (Sep 27)
Penalty Yards	95	at South Carolina (Aug 28)
Turnovers	3	vs ULM (Nov 1) vs Ole Miss (Oct 11) at Mississippi State (Oct 4) vs Lamar (Sep 6)
Interceptions By	1	four times, last vs Missouri (Nov 15)
Punts	9	at Alabama (Oct 18)
Punting Avg	54.7	at Auburn (Nov 8)
Long Punt	60	at Auburn (Nov 8)
Punts inside 20	4	at Mississippi State (Oct 4)
Long Punt Return	67	vs Lamar (Sep 6)

OPPONENTS

INDIVIDUAL GAME HIGHS

Rushes	30	Cameron Artis-Payne of Auburn (Nov 8)
Yards Rushing	221	Cameron Artis-Payne of Auburn (Nov 8)
TD Rushes	3	Dak Prescott of Mississippi State (Oct 4)
Long Rush	51	B.Holloway of Mississippi State (Oct 4) Sam Irwin-Hill of Arkansas (Sep 27)
Pass attempts	47	Pete Thomas of ULM (Nov 1)
Pass completions	26	Pete Thomas of ULM (Nov 1)
Yards Passing	366	Dylan Thompson of South Carolina (Aug 28)
TD Passes	4	Dylan Thompson of South Carolina (Aug 28)
Long Pass	69	Dylan Thompson of South Carolina (Aug 28)
Receptions	8	Kenzee Jackson of ULM (Nov 1) Amari Cooper of Alabama (Oct 18)
Yards Receiving	140	Amari Cooper of Alabama (Oct 18)
TD Receptions	2	Amari Cooper of Alabama (Oct 18) Nick Jones of South Carolina (Aug 28)
Long Reception	69	Nick Jones of South Carolina (Aug 28)
Field Goals	3	Justin Manton of ULM (Nov 1)
Long Field Goal	51	Justin Manton of ULM (Nov 1)
Punts	10	Juan Carranco of Lamar (Sep 6)
Punting Avg	50.0	JK Scott of Alabama (Oct 18)
Long Punt	56	JK Scott of Alabama (Oct 18)
Punts inside 20	3	Will Gleeson of Ole Miss (Oct 11)
Long Punt Return	47	Christian Jones of Alabama (Oct 18)
Long Kickoff Return	40	Jaylen Walton of Ole Miss (Oct 11)
Tackles	13	H. Kissinger of ULM (Nov 1) M. Spaight of Arkansas (Sep 27)
Sacks	2.0	Markus Golden of Missouri (Nov 15) Marquis Haynes of Ole Miss (Oct 11)
Tackles For Loss	2.0	Markus Golden vs Missouri (Nov 15) Shane Ray vs Missouri (Nov 15) H. Kissinger of ULM (Nov 1) Marquis Haynes of Ole Miss (Oct 11)
Interceptions	3	Richie Brown of Mississippi State (Oct 4)

TEAM GAME HIGHS

Rushes	59	Auburn (Nov 8)
Yards Rushing	363	Auburn (Nov 8)
Yards Per Rush	6.8	Missouri (Nov 15)
TD Rushes	5	Mississippi State (Oct 4)
Pass attempts	49	ULM (Nov 1)
Pass completions	28	ULM (Nov 1)
Yards Passing	366	South Carolina (Aug 28)
Yards Per Pass	10.4	Auburn (Nov 8)
TD Passes	4	Alabama (Oct 18) South Carolina (Aug 28)
Total Plays	91	Rice (Sep 13)
Total Offense	602	Alabama (Oct 18)
Yards Per Play	7.5	Alabama (Oct 18)
Points	59	Alabama (Oct 18)
Sacks By	6	Alabama (Oct 18)
First Downs	32	Missouri (Nov 15)
Penalties	12	Missouri (Nov 15)
Penalty Yards	81	Missouri (Nov 15)
Turnovers	3	Auburn (Nov 8)
Interceptions By	1	Arkansas (Sep 27) Lamar (Sep 6) Rice (Sep 13) SMU (Sep 20)
Punts	10	Lamar (Sep 6)
Punting Avg	50.0	Alabama (Oct 18)
Long Punt	56	Alabama (Oct 18)
Punts inside 20	3	Ole Miss (Oct 11)
Long Punt Return	47	Alabama (Oct 18)

MISCELLANEOUS STATISTICS

STARTING FIELD POSITION

	A&M Avg. Start	Opp. Avg. Start	A&M Advantage
at South Carolina	own 26	own 23	+ 3
LAMAR	own 48	own 26	+ 22
RICE	own 23	own 24	- 1
at SMU	own 32	own 26	+ 6
vs. Arkansas	own 26	own 24	+ 2
at Mississippi State	own 29	own 31	- 2
OLE MISS	own 23	own 23	-
at Alabama	own 26	own 32	- 6
ULM	own 37	own 24	+ 13
at Auburn	own 24	own 29	- 5
MISSOURI	own 35	own 23	+ 12
LSU			
Totals	30.3	27.4	+ 32 (+ 4.0)

POINTS OFF TURNOVERS

Opponent	TEXAS A&M				OPPONENTS			
	TOs	TDs	FG-Att	Pts.	A&M TOs	TDs	FG-Att	Pts.
at South Carolina	1	1	0-0	7	0	0	0-0	0
LAMAR	2	2	0-0	14	2	0	0-1	0
RICE	0	0	0-0	0	1	0	0-0	0
at SMU	0	0	0-0	0	1	0	0-0	0
vs. Arkansas	1	0	0-0	0	1	0	0-0	0
at Mississippi State	2	0	0-0	0	3	2	0-0	14
OLE MISS	0	0	0-0	0	3	2	0-0	14
at Alabama	0	0	0-0	0	1	0	0-0	0
ULM	1	0	0-0	0	2	0	1-1	3
at Auburn	3	1	0-0	7	1	0	0-1	0
MISSOURI	1	0	1-1	3	1	0	0-0	0
LSU								
Totals	11 (14/7, 4int)	4	1-1	31	17 (13/4, 13int)	4	1-3	31

F/L: total fumbles/fumbles lost

PENALTIES

	A&M Pen.-Yds.	Opp. Pen.-Yds.	A&M Yd Diff
at South Carolina	8-95	4-21	+ 74
LAMAR	4-45	5-50	- 5
RICE	6-60	8-66	- 6
at SMU	6-53	7-75	- 22
vs. Arkansas	9-70	8-76	- 6
at Mississippi State	5-38	3-20	+ 18
OLE MISS	6-52	2-20	+ 32
at Alabama	2-6	0-0	+ 6
ULM	2-26	4-20	+ 6
at Auburn	5-47	8-65	- 18
MISSOURI	4-44	12-81	- 37
LSU			
Totals (per gm avg.)	57-536 (48.7)	61-494 (44.9)	+ 42 (+ 3.8)

GAME-OPENING DRIVES

	TEXAS A&M					OPPONENTS				
	Pts	Res	1Dn	Pl-Yds	Time	Pts	Res	1Dn	Pl-Yds	Time
at South Carolina	7	TD	3	9-67	3:33	0	punt	1	5-15	1:45
LAMAR	7	TD	2	3-80	0:58	0	punt	1	4-19	0:44
RICE	0	punt	0	3-(-17)	0:33	0	punt	1	6-29	3:24
at SMU	3	FG	4	10-59	3:06	0	punt	0	3-2	1:13
vs. Arkansas	7	TD	2	4-49	1:05	7	TD	4	8-76	4:49
at Mississippi State	7	TD	4	6-69	1:41	7	TD	3	7-75	2:49
OLE MISS	0	punt	0	3-6	1:46	0	punt	1	4-3	2:17
at Alabama	0	punt	0	3-3	1:37	3	FG	3	10-71	3:53
ULM	7	TD	5	13-75	4:16	0	punt	2	9-39	3:34
at Auburn	7	TD	2	4-75	1:28	0	fumble	0	1-8	0:08
MISSOURI	0	punt	1	6-13	1:31	3	FG	5	9-60	4:36
LSU										
Totals	45		23	6-44*	1:57*	20		21	6-36*	2:39*

* average

SECOND HALF-OPENING DRIVES

	TEXAS A&M					OPPONENTS				
	Pts	Res	1Dn	Pl-Yds	Time	Pts	Res	1Dn	Pl-Yds	Time
at South Carolina	7	TD	5	8-66	3:15	0	punt	0	3-0	0:37
LAMAR	7	TD	2	4-25	1:44	0	punt	1	6-10	2:03
RICE	7	TD	3	5-74	1:34	0	downs	1	4-13	2:36
at SMU	3	FG	2	9-33	2:18	0	punt	1	6-17	3:10
vs. Arkansas	0	punt	1	7-60	2:35	0	punt	1	5-8	3:14
at Mississippi State	0	punt	0	3-5	1:56	0	missed FG	3	9-51	1:54
OLE MISS	0	punt	1	5-20	1:38	0	punt	0	3-9	2:00
at Alabama	0	punt	0	3-(-1)	2:00	7	TD	2	3-57	1:13
ULM	0	punt	0	3-3	1:53	0	punt	2	7-32	3:40
at Auburn	0	missed FG	2	9-39	3:32	0	punt	1	6-12	4:06
MISSOURI	7	TD	2	3-68	1:01	7	TD	4	8-77	3:13
LSU										
Totals	31		18	5-36*	2:07*	14		16	5-26*	2:31*

* average

A&M SCORING DRIVES

	Scoring Drives	TIME		PLAYS		5 or less	1-Play
		Total	Avg	Total	Avg		
at South Carolina	8	24:10	3:01	75	9.4	0	0
LAMAR	11	19:22	1:45	58	5.3	7	0
RICE	6	10:44	1:47	41	6.8	2	0
at SMU	10	18:47	1:52	57	5.7	5	1
vs. Arkansas	4	5:24	1:21	17	4.3	3	0
at Mississippi State	5	9:42	1:56	38	7.6	1	0
OLE MISS	3	8:04	2:41	29	9.7	0	0
at Alabama	0	-	-	-	-	0	0
ULM	3	7:40	2:33	24	8.0	1	0
at Auburn	6	17:53	2:58	45	7.5	3	0
MISSOURI	5	9:33	1:54	29	5.8	3	0
LSU							
Totals	61	123:39	2:01	413	6.8	25	1

* not including overtime possessions

STARTING LINEUPS

OFFENSIVE STARTERS

	WR	LT	LG	C	RG	RT	TE/WR	WR/TE	WR	QB	RB/WR
at South Carolina	Kennedy	Ogbuehi	Gramling	M. Matthews	Cheek	Ifedi	Clear	Pope	Reynolds	Hill	B. Williams
LAMAR	Kennedy	Ogbuehi	Gramling	M. Matthews	Cheek	Ifedi	Seals-Jones	Noil	Reynolds	Hill	T. Williams
RICE	Kennedy	Ogbuehi	Gramling	Compton	Cheek	Ifedi	Seals-Jones	Noil	Reynolds	Hill	Carson
at SMU	Kennedy	Ogbuehi	Gramling	Compton	Cheek	Ifedi	Seals-Jones	Pope	Reynolds	Hill	B. Williams
vs. Arkansas	Seals-Jones	Ogbuehi	Gramling	M. Matthews	Cheek	Ifedi	Clear	Noil	Pope	Hill	B. Williams
at Mississippi State	Niederhofer	Ogbuehi	Harrison	M. Matthews	Gramling	Ifedi	Seals-Jones	Pope	Reynolds	Hill	Carson
OLE MISS	Seals-Jones	Ogbuehi	Harrison	M. Matthews	Gramling	Ifedi	Clear	Pope	Reynolds	Hill	B. Williams
at Alabama	Kennedy	Ogbuehi	Harrison	M. Matthews	Gramling	Ifedi	Clear	Noil	Reynolds	Hill	Carson
ULM	Kennedy	Ogbuehi	Harrison	M. Matthews	Cheek	Ifedi	Clear	Compton	Reynolds	Allen	B. Williams
at Auburn	Kennedy	Harrison	Gramling	M. Matthews	Cheek	Ogbuehi	Seals-Jones	Noil	Reynolds	Allen	T. Williams
MISSOURI	Kennedy	Harrison	Gramling	M. Matthews	Cheek	Ogbuehi	Seals-Jones	Pope	Reynolds	Allen	L. Gonzalez

LSU

DEFENSIVE STARTERS

	DE	NG	DT	RUSH	LB	LB	LB/NICKLE	CB	CB	SS	FS
at South Carolina	Obioha	Walker	A. Williams	Hall	Mastrogiovanni	Hilliard	Burns*	Davis	Everett	H. Matthews	Watts
LAMAR	Obioha	Walker	A. Williams	Hall	Mastrogiovanni	Bass	Burns*	Davis	Everett	H. Matthews	Watts
RICE	Obioha	Walker	A. Williams	Hall	Walker	Bass	Burns*	Davis	Everett	H. Matthews	Watts
at SMU	Obioha	Arnold	A. Williams	Hall	Mastrogiovanni	Bass	Burns*	Harvey	Everett	H. Matthews	Watts
vs. Arkansas	Obioha	A. Williams	Robinson	Garrett	Mastrogiovanni	Bass	Baggs	D. Harris	Everett	H. Matthews	Watts
at Mississippi State	Obioha	A. Williams	Robinson	Garrett	Mastrogiovanni	Bass	Burns*	D. Harris	Everett	H. Matthews	Watts
OLE MISS	Obioha	A. Williams	Robinson	Garrett	Mastrogiovanni	Bass	Burns*	Davis	Everett	H. Matthews	Raven
at Alabama	Obioha	A. Williams	Robinson	Garrett	Mastrogiovanni	Bass	Baggs	Davis	Everett	H. Matthews	Raven
ULM	Obioha	Walker	Robinson	Garrett	Alaka	Walker	Burns*	D. Harris	Everett	H. Matthews	Raven
at Auburn	Obioha	A. Williams	Robinson	Garrett	Alaka	Walker	Burns*	D. Harris	Everett	H. Matthews	Raven
MISSOURI	Obioha	A. Williams	Walker	Hall	Alaka	Walker	Burns*	D. Harris	Everett	H. Matthews	Raven

LSU

* Started as a nickel back

START CHART

	Career Starts	Consec Starts
Cedric Ogbuehi	41	14
Jarvis Harrison	37	6
Julien Obioha	34	12
Deshazor Everett	33	12
Howard Matthews	32	11
De'Vante Harris	23	3
Germain Ifedi	22	—
Mike Matthews	22	7
Malcome Kennedy	20	4
Alonzo Williams	19	2
Garrett Gramling	12	2
Ivan Robinson	11	—
Floyd Raven	10	5
Donnie Baggs	9	—
J. Mastrogiovanni	9	—
Josh Reynolds	9	2
Devonta Burns	8	3
Joseph Cheek	8	3
Kenny Hill	8	—
Ricky Seals-Jones	8	2
Justin Bass	7	—
Cameron Clear	6	—
Myles Garrett	6	—
Daeshon Hall	6	1
Edward Pope	6	1
Armani Watts	6	—
Tra Carson	5	—
Victor Davis	5	—
Sabian Holmes	5	—
Speedy Noil	5	—
Hardreck Walker	5	1
Clay Honeycutt	4	—
Brandon Williams	4	—
Otaro Alaka	3	3
Kyle Allen	3	3
Ben Compton	3	—
Josh Walker	3	3
Jay Arnold	2	—
LaQuionte Gonzalez	2	1
Tommy Sanders	2	—
Alex Sezer, Jr	2	—
Tyrell Taylor	2	—
Nick Harvey	1	—
A.J. Hilliard	1	—
Tyrone Taylor	1	—
Trey Williams	1	—

12TH MAN REP

	12th Man	#
at SC	Moeller	14
LAMAR	Moeller	15
RICE	Moeller	16
at SMU	Moeller	17
vs. Ark	Moeller	18
at MSU	Moeller	19
Miss	Moeller	20
at Ala	Moeller	21
ULM	Moeller	22
at Aub	Moeller	23
Mizzou	Moeller	24

LSU
- appearances as 12th Man representative

TEXAS A&M'S 20-PLUS YARD PLAYS (87)

Yards	Type	Player(s)	Opponent
*86	Pass	Edward Pope from Kenny Hill	Arkansas
75	KR	Trey Williams	Alabama
*70	Pass	Josh Reynolds from Kenny Hill	SMU
70	KR	Speedy Noil	Missouri
67	PR	Speedy Noil	Lamar
*65	FGR	Deshazor Everett	Auburn
*60	Pass	Malcome Kennedy from Kyle Allen	Auburn
*59	Pass	Josh Reynolds from Kenny Hill	Arkansas
58	Rush	Kenny Hill	SMU
*56	Pass	Josh Reynolds from Kyle Allen	Missouri
53	KR	Speedy Noil	Lamar
51	KR	Trey Williams	Arkansas
*51	Pass	Sabian Holmes from Kenny Hill	Lamar
*50	Pass	Jeremy Tabuyo from Kyle Allen	SMU
50	Pass	Edward Pope from Kenny Hill	Arkansas
48	Rush	Trey Williams	Mississippi State
*48	Pass	Josh Reynolds from Kenny Hill	Rice
44	Pass	Speedy Noil from Kenny Hill	Lamar
42	Pass	Malcome Kennedy from Kyle Allen	Auburn
*41	Rush	Brice Dolezal	Lamar
39	Rush	Kenny Hill	Rice
39	Pass	Malcome Kennedy from Kenny Hill	Rice
39	Pass	Speedy Noil from Kenny Hill	Rice
*39	Pass	Speedy Noil from Kyle Allen	ULM
39	PR	Speedy Noil	ULM
38	Pass	Malcome Kennedy from Kenny Hill	SMU
36	INT	Armani Watts	Missouri
36	KR	Speedy Noil	Arkansas
*36	Pass	Josh Reynolds from Kyle Allen	Auburn
36	KR	Speedy Noil	Auburn
35	FGR	Armani Watts	Rice
33	Pass	Speedy Noil from Kenny Hill	Ole Miss
*33	Rush	Trey Williams	Lamar
*33	Pass	LaQuionte Gonzalez from Kyle Allen	Lamar
33	Pass	Malcome Kennedy from Kenny Hill	South Carolina
32	Pass	Josh Reynolds from Kyle Allen	Missouri
32	KR	Trey Williams	South Carolina
31	Rush	Trey Williams	SMU
31	Pass	Edward Pope from Kenny Hill	South Carolina
*30	Pass	Jeremy Tabuyo from Kenny Hill	SMU
30	PR	Nick Harvey	Lamar
30	Pass	Edward Pope from Kenny Hill	Rice
30	KR	Speedy Noil	Auburn
29	Pass	Sabian Holmes from Kenny Hill	Arkansas
29	Pass	Edward Pope from Kenny Hill	Mississippi State
28	Rush	Trey Williams	Auburn
28	PR	LaQuionte Gonzalez	SMU
27	Rush	Brandon Williams	Rice
27	KR	Speedy Noil	Ole Miss
27	KR	Speedy Noil	Mississippi State
27	Pass	Edward Pope from Kenny Hill	Lamar
26	Pass	Sabian Holmes from Kenny Hill	Mississippi State
26	KR	Trey Williams	Rice
26	Pass	Josh Reynolds from Kenny Hill	Alabama
25	KR	Speedy Noil	Missouri
*25	Pass	Malcome Kennedy from Kenny Hill	Arkansas
24	KR	LaQuionte Gonzalez	ULM
*24	Pass	Ricky Seals-Jones from Kenny Hill	Lamar
24	Rush	Tra Carson	Arkansas
24	KR	Tra Carson	Missouri
24	Rush	Brandon Williams	South Carolina
*24	Pass	Josh Reynolds from Kenny Hill	Ole Miss
*24	Pass	Josh Reynolds from Kyle Allen	Missouri
24	KR	Speedy Noil	Alabama
24	Rush	Brandon Williams	Auburn
*23	Pass	Speedy Noil from Kenny Hill	Mississippi State
*23	Pass	Josh Reynolds from Kenny Hill	Mississippi State
*23	Pass	Ricky Seals-Jones from Kyle Allen	Auburn
22	PR	Speedy Noil	Mississippi State
22	Pass	Ricky Seals-Jones from Kenny Hill	South Carolina
22	KR	LaQuionte Gonzalez	ULM
21	KR	Trey Williams	Lamar
21	Pass	Ricky Seals-Jones from Kenny Hill	Ole Miss
21	Pass	Malcome Kennedy from Kenny Hill	South Carolina
21	KR	Trey Williams	Rice

* touchdown scored on play

BY LENGTH

Yards	No.	TD
100+	0	0
90-99	0	0
80-89	1	1
70-79	3	1
60-69	3	2
50-59	8	4
40-49	5	2
30-39	23	5
20-29	44	7

BY PLAY TYPE

Type	No.	TD
Rushing	13	2
Passing	44	20
Punt returns	5	0
Kick returns	22	0
Interceptions	1	0
Fumble returns	0	0
Other	2	1
TOTAL	87	23

20-YARD PLUS BY PLAYER

Player	No.	TD	R	P	KR	PR	IR	FR
Speedy Noil	23	2	0	7	13	3	0	0
Josh Reynolds	11	9	0	11	0	0	0	0
Trey Williams	10	1	4	0	6	0	0	0
Malcome Kennedy	7	2	0	7	0	0	0	0
Ricky Seals-Jones	6	2	0	6	0	0	0	0
Edward Pope	6	1	0	6	0	0	0	0
LaQuionte Gonzalez	4	1	0	1	2	1	0	0
Sabian Holmes	3	1	0	3	0	0	0	0
Brandon Williams	3	0	3	0	0	0	0	0
Tra Carson	3	0	2	0	1	0	0	0
Jeremy Tabuyo	2	2	0	2	0	0	0	0
Armani Watts	2	0	0	0	0	0	1	1
Kenny Hill	2	0	2	0	0	0	0	0
Deshazor Everett	1	1	0	0	0	0	0	1
Brice Dolezal	1	1	1	0	0	0	0	0
James White	1	0	1	0	0	0	0	0
Nick Harvey	1	0	0	0	0	1	0	0
Boone Niederhofer	1	0	0	1	0	0	0	0
TOTAL	87	23	13	44	22	5	1	2

LONGEST PLAYS OF 2014

RUSHING

58 Kenny Hill vs SMU Sept. 20

RUSHING TOUCHDOWN

41 Brice Dolezal vs Lamar Sept. 6

PASSING

86 Edward Pope from Kenny Hill vs Arkansas Sept. 27

PASSING TOUCHDOWN

86 Edward Pope from Kenny Hill vs Arkansas Sept. 27

PUNT RETURN

67 Speedy Noil vs Lamar Sept. 6

KICK RETURN

75 Trey Williams T Alabama Oct. 18

INTERCEPTION RETURN

36 Armani Watts vs Missouri Nov. 15

FUMBLE RETURN

- None

PUNT

60 Drew Kaser vs Auburn Nov. 8

FIELD GOAL

50 Josh Lambo vs SMU Sept. 20

OPPONENTS' 20-PLUS YARD PLAYS (68)

Yards	Type	Player(s)	Opponent
*75	INT	Cody Prewitt	Ole Miss
*69	Pass	Nick Jones from Dylan Thompson	South Carolina
53	Pass	Der'rikk Thompson from Garrett Krstich	SMU
52	Pass	Sammie Coates from Nick Marshall	Auburn
*51	Pass	Fred Brown from Dak Prescott	Mississippi State
51	Rush	B.Holloway	Mississippi State
*51	Rush	Sam Irwin-Hill	Arkansas
*50	Rush	Alex Collins	Arkansas
*49	Rush	Russell Hansbrough	Missouri
49	Rush	Josh Robinson	Mississippi State
47	PR	Christian Jones	Alabama
*46	Pass	Damiere Byrd from Dylan Thompson	South Carolina
*45	Rush	Russell Hansbrough	Missouri
*45	Pass	Amari Cooper from Blake Sims	Alabama
*44	Pass	AJ Derby from Brandon Allen	Arkansas
*43	Rush	Blake Sims	Alabama
*41	Pass	Derrick Henry from Blake Sims	Alabama
40	KR	Jaylen Walton	Ole Miss
39	Pass	Ricardo Louis from Nick Marshall	Auburn
*35	Pass	Mario Hull from Driphus Jackson	Rice
*34	INT	C. Artis-Payne	Auburn
33	Rush	Russell Hansbrough	Missouri
*33	Pass	Quincy Adebeyejo from Bo Wallace	Ole Miss
32	Rush	C. Artis-Payne	Auburn
32	Pass	D.Wilson from Dak Prescott	Mississippi State
*31	Pass	Quan Bray from Nick Marshall	Auburn
31	Rush	T.J. Yeldon	Alabama
31	Pass	Quincy Adebeyejo from Bo Wallace	Ole Miss
30	Rush	Nick Marshall	Auburn
30	INT	Richie Brown	Mississippi State
30	Pass	Michael Handy from Caleb Berry	Lamar
29	Pass	Rashon Ceaser from Pete Thomas	ULM
29	Pass	Rory Anderson from Dylan Thompson	South Carolina
28	Pass	Sasser, Bud from Mauk, Maty	Missouri
28	Pass	Kendrick Edwards from Brandon Allen	Arkansas
27	Pass	Hunt, Jimmie from Mauk, Maty	Missouri
27	KR	Robert Johnson	Mississippi State
27	Pass	Pharoh Cooper from Dylan Thompson	South Carolina
27	Pass	Jerell Adams from Dylan Thompson	South Carolina
26	Pass	Hunt, Jimmie from Mauk, Maty	Missouri
26	KR	Korliss Marshall	Arkansas
26	KR	Darius Dural	SMU
26	Pass	Pharoh Cooper from Dylan Thompson	South Carolina
25	Rush	C. Artis-Payne	Auburn
25	Rush	Ricardo Louis	Auburn
25	Rush	T.J. Yeldon	Alabama
*24	Pass	Amari Cooper from Blake Sims	Alabama
24	KR	Korliss Marshall	Arkansas
24	KR	Darius Dural	SMU
24	Pass	Brandon Wilds from Dylan Thompson	South Carolina
23	KR	Aaron Stafford	SMU
23	Pass	Mark Roberts from Caleb Berry	Lamar
23	KR	Sidney Rhodes	South Carolina
22	KR	Gibson, John	Missouri
22	Pass	Rashon Ceaser from Pete Thomas	ULM
22	Pass	Amari Cooper from Blake Sims	Alabama
22	Pass	Joe Morrow from Dak Prescott	Mississippi State
22	Pass	Fred Ross from Dak Prescott	Mississippi State
21	Pass	White, Darius from Mauk, Maty	Missouri
21	Pass	Amari Cooper from Blake Sims	Alabama
21	Pass	Laquon Treadwell from Bo Wallace	Ole Miss
*21	FR	Keith Lewis	Ole Miss
21	KR	Aaron Stafford	SMU
20	Pass	Rashon Ceaser from Pete Thomas	ULM
20	Pass	Jamoral Graham from Dak Prescott	Mississippi State
20	Rush	Gabe Myles	Mississippi State
20	Pass	Courtland Sutton from Garrett Krstich	SMU
20	Rush	Driphus Jackson	Rice

* touchdown scored on play

BY LENGTH

Yards	No.	TD
100+	0	0
90-99	0	0
80-89	0	0
70-79	1	1
60-69	1	1
50-59	6	3
40-49	10	7
30-39	13	4
20-29	37	2

BY PLAY TYPE

Type	No.	TD
Rushing	17	6
Passing	37	10
Punt returns	1	0
Kick returns	10	0
Interceptions	2	1
Fumble returns	1	1
Other	0	0
TOTAL	68	18

LONGEST PLAYS OF 2014

RUSHING

51	B.Holloway of Mississippi State	Oct. 4
	Sam Irwin-Hill of Arkansas	Sept. 27

RUSHING TOUCHDOWN

51	Sam Irwin-Hill of Arkansas	Sept. 27
----	----------------------------	----------

PASSING

69	Nick Jones Dylan Thompson of South Carolina	Aug. 28
----	---	---------

PASSING TOUCHDOWN

69	Nick Jones Dylan Thompson of South Carolina	Aug. 28
----	---	---------

PUNT RETURN

47	Christian Jones of Alabama	Oct. 18
----	----------------------------	---------

KICK RETURN

40	Jaylen Walton of Ole Miss	Oct. 11
----	---------------------------	---------

INTERCEPTION RETURN

75	Cody Prewitt of Ole Miss	Oct. 11
----	--------------------------	---------

FUMBLE RETURN

21	Keith Lewis of Ole Miss	Oct. 11
----	-------------------------	---------

PUNT

56	JK Scott of Alabama	Oct. 18
----	---------------------	---------

FIELD GOAL

38	Baggett, Andrew of Missouri	Nov. 15
----	-----------------------------	---------

THE LAST TIME...

100-YARD RUSHER

by A&M124, Johnny Manziel at Ole Miss (Oct. 12, 2013)
by Opp.199, Russell Hansbrough of Missouri in College Station (Nov. 15, 2014)

TWO 100-YARD RUSHERS

by A&M123, Johnny Manziel at Mississippi State (Nov. 3, 2012)
112, Ben Malena at Mississippi State (Nov. 3, 2012)
by Opp.178, Tre Mason of Auburn in College Station (Oct. 19, 2013)
100, Nick Marshall of Auburn in College Station (Oct. 19, 2013)

200-YARD RUSHER

by A&M229, Johnny Manziel vs Oklahoma in the Cotton Bowl (Jan. 4, 2013)
by Opp.283, Cedric Benson of Texas in College Station (Nov. 28, 2003)

60-YARD RUSH PLAY

by A&M72, Johnny Manziel at Louisiana Tech (Oct. 13, 2012)
by Opp.65, Terrence Magee of LSU in Baton Rouge (Nov. 23, 2013)

THREE-OR-MORE RUSHING TDs

by A&M3, Tra Carson at South Carolina (Aug. 28, 2014)
by Opp.3, Dak Prescott of Mississippi State in Starkville (Oct. 4, 2014)

TEAM RUSHED FOR 300 YARDS

by A&M326 vs Oklahoma in the Cotton Bowl (Jan. 4, 2013)
by Opp.335, Missouri in College Station (Nov. 15, 2014)

TEAM RUSHED FOR LESS THAN 100 YARDS

by A&M31 at Alabama (Oct. 18, 2014)
by Opp.78 by ULM in College Station (Nov. 1, 2014)

300-YARD PASSER

by A&M401, Kenny Hill vs Ole Miss (Oct. 11, 2014)
by Opp.366, Dylan Thompson of South Carolina in Columbia (Aug. 28, 2014)

400-YARD PASSER

by A&M401, Kenny Hill vs Ole Miss (Oct. 11, 2014)
by Opp.427, Aaron Boone of Duke in Chick-Fil-A Bowl (Dec. 31, 2013)

SCORED ON OVER A 50-YARD PASS PLAY

by A&M86 yds, Edward Pope from Kenny Hill vs Arkansas (Sept. 27, 2014)
by Opp.51 yds, Fred Brown from Dak Prescott of Mississippi State in Starkville (Oct. 4, 2014)

30 PASS COMPLETIONS

by A&M42, Kenny Hill vs Ole Miss (Oct. 11, 2014)
by Opp.37, Garrett Gilbert of SMU in College Station (Sept. 21, 2013)

40 PASS ATTEMPTS

by A&M53, Kenny Hill vs Ole Miss (Oct. 11, 2014)
by Opp.40, Maty Mauk in College Station (Nov. 15, 2014)

THREE-OR-MORE TD PASSES

by A&M4, Kyle Allen at Auburn (Nov. 8, 2014)
by Opp.3, Blake Sims of Alabama in Tuscaloosa (Oct. 18, 2014)

FOUR-OR-MORE TD PASSES

by A&M4, Kyle Allen at Auburn (Nov. 8, 2014)
by Opp.4, Dylan Thompson of South Carolina in Columbia (Aug. 28, 2014)

100-YARD RECEIVER

by A&M126, Josh Reynolds vs Missouri (Nov. 15, 2014)
by Opp.140, Amari Cooper of Alabama in Tuscaloosa (Oct. 18, 2014)

10-OR-MORE RECEIVERS

by A&M11 vs Lamar (Sept. 6, 2014)
by Opp.10, Mississippi State in Starkville (Oct. 4, 2014)

10-OR-MORE RECEPTIONS

by A&M11, Speedy Noil vs Ole Miss (Oct. 11, 2014)
by Opp.12, Jamison Crowder of Duke in Chick-Fil-A Bowl (Dec. 31, 2013)

FOUR FIELD GOALS

by A&M4, Randy Bullock vs Northwestern at the Meineke Car Care Bowl of Texas (Dec. 31, 2011)
by Opp.4, Josh Arauco of Arkansas State in College Station (Aug. 30, 2008)

50-YARD FIELD GOAL

by A&M50, Josh Lambo at SMU (Sept. 20, 2014)
by Opp.51, Caleb Sturgis of Florida in College Station (Sept. 8, 2012)

60-YARD FIELD GOAL

by A&M62, Terence Kitchens vs Southern Miss (Sept. 25, 1999)

RECORDED A BLOCKED PUNT

by A&MSam Moeller vs Mississippi State (1st Qtr) (Nov. 9, 2013)
by Opp.Carring Byndom of Texas (4th Qtr) in Austin (Nov. 25, 2010)

RECORDED A BLOCKED FIELD GOAL ATTEMPT

by A&MMyles Garrett at Auburn (2nd Qtr) (Nov. 8, 2014)
by Opp.Josh Boyd of Mississippi State in Starkville (Nov. 3, 2012)
blocked Taylor Bertolet's attempt (2nd Qtr)

A KICKOFF WAS RETURNED FOR A TD

by A&MCoryell Judie, 84 yards at Baylor (Nov. 13, 2010)
by Opp.Brandon Boykin of Georgia, 81 yards, in Shreveport (Dec. 28, 2009)

PUNT RETURN FOR A TD

by A&MDustin Harris, 96 yards, vs South Carolina State (Sept. 22, 2012)
by Opp.Dez Bryant of Oklahoma State, 78 yards, in Stillwater (Oct. 4, 2008)

BLOCKED PUNT RETURN FOR A TD

by A&MJaxson Appel, 1 yard, vs SMU (Sept. 17, 2005)
by Opp.Courtney Herndon of Kansas State, 10 yards, in College Station (Oct. 11, 2008)

INTERCEPTION RETURNED FOR A TD

by A&MToney Jurd, Jr, 55 yds vs Duke in Chick-Fil-A Bowl (Dec. 31, 2013)
by Opp.Cody Prewitt of Ole Miss, 75 yds, in College Station (Oct. 11, 2014)

FUMBLE RECOVERY FOR A TD

by A&MDeshazor Everett, 12 yards vs SMU (Sept. 21, 2013)
by Opp.Keith Lewis of Ole Miss, 21 yds, in College Station (Oct. 11, 2014)

A TEAM SCORED A SAFETY

by A&Mvs Mississippi State in College Station (Nov. 9, 2013)
(MSU punt blocked out out-of-bounds in endzone)
by Opp.by Oklahoma in College Station (Nov. 6, 2010)
(A&M punt blocked and recoverd in endzone)

OVERTIME HISTORY

(8-6 OVERALL, 5-3 HOME, 1-2 AWAY, 2-1 NEUTRAL)

Nov. 1, 1997	A&M 28, Oklahoma State 25	1 OT	College Station
Dec. 5, 1998	A&M 36, Kansas State 33	2 OT	St. Louis (<i>Big 12 Championship</i>)
Dec. 31, 2000	Mississippi State 43, A&M 41	1 OT	Shreveport, La. (<i>Independence Bowl</i>)
Oct. 5, 2002	Texas Tech 48, A&M 47	1 OT	College Station
Nov. 16, 2002	Missouri 33, A&M 27	2 OT	College Station
Oct. 23, 2004	A&M 29, Colorado 26	1 OT	College Station
Oct. 30, 2004	Baylor 35, A&M 34	1 OT	Waco, Texas
Nov. 13, 2004	A&M 32, Texas Tech 25	1 OT	College Station
Oct. 1, 2005	A&M 16, Baylor 13	1 OT	College Station
Oct. 21, 2006	A&M 34, Oklahoma State 33	1 OT	Stillwater, Okla.
Sept. 8, 2007	A&M 47, Fresno State 45	3 OT	College Station
Oct. 29, 2011	Missouri 38, A&M 31	1 OT	College Station
Nov. 11, 2011	Kansas State 53, A&M 50	4 OT	Manhattan, Kan.
Sept. 27, 2014	A&M 35, Arkansas 28	1 OT	Arlington, Texas

SEASON/CAREER STATISTICS

OFFENSE

SEASON STATISTICS

CAREER STATISTICS

RUSHING

	GP	Att	Gain	Loss	Net	Avg	TD	Long	Avg/G	GP	Att	Gain	Loss	Net	Avg	TD	Long	Avg/G
Tra Carson	10	91	444	13	431	4.7	5	24	43.1	22	153	784	24	760	5.0	12	29	34.5
Trey Williams	10	66	430	18	412	6.2	5	48	41.2	34	189	1233	38	1195	6.3	16	48	35.1
Brandon Williams	11	79	365	9	356	4.5	3	27	32.4	23	123	654	29	625	5.1	4	43	27.2
Kenny Hill	8	52	280	124	156	3.0	0	58	19.5	12	59	319	126	193	3.3	0	58	16.1
James White	10	22	153	0	153	7.0	3	20	15.3	10	22	153	0	153	7.0	3	20	15.3
Brice Dolezal	2	15	108	4	104	6.9	1	41	52.0	15	53	260	7	253	4.8	1	41	16.9
Kyle Allen	7	17	63	39	24	1.4	0	14	3.4	7	17	63	39	24	1.4	0	14	3.4
Speedy Noil	10	1	10	0	10	10.0	0	10	1.0	10	1	10	0	10	10.0	0	10	1.0
Conner McQueen	10	1	0	1	-1	-1.0	0	0	-0.1	15	1	0	1	-1	-1.0	0	0	-0.1
Malcome Kennedy	9	1	0	3	-3	-3.0	0	0	-0.3	47	2	7	3	4	2.0	0	7	0.1
Total	11	352	1853	223	1630	4.6	17	58	148.2									
Opponents	11	472	2527	229	2298	4.9	22	51	208.9									

PASSING

	GP	Effic	Cmp-Att-Int	Pct	Yds	TD	Lng	Avg/G	GP	Effic	Att-Cmp-Int	Pct	Yds	TD	Lng	Avg/G
Kenny Hill	8	154.65	214-321-8	66.7	2649	23	86	331.1	12	154.84	343-230-8	67.1	2832	24	86	236.0
Kyle Allen	7	138.12	79-130-5	60.8	884	11	60	126.3	7	138.12	130-79-5	60.8	884	11	60	126.3
Total	11	149.55	293-452-13	64.8	3533	34	86	321.2								
Opponents	11	128.72	210-365-4	57.5	2599											

RECEIVING

	GP	No.	Yds	Avg	TD	Long	Avg/G	GP	No.	Yds	Avg	TD	Long	Avg/G
Ricky Seals-Jones	11	47	443	9.4	4	24	40.3	13	50	527	10.5	5	71	40.5
Josh Reynolds	11	45	746	16.6	12	70	67.8	11	45	746	16.6	12	70	67.8
Malcome Kennedy	9	45	526	11.7	4	60	58.4	47	142	1609	11.3	13	60	34.2
Speedy Noil	10	40	513	12.8	4	44	51.3	10	40	513	12.8	4	44	51.3
Edward Pope	11	29	443	15.3	4	86	40.3	20	38	508	13.4	4	86	25.4
Boone Niederhofer	11	27	239	8.9	1	20	21.7	11	27	239	8.9	1	20	21.7
Trey Williams	10	12	66	5.5	0	15	6.6	34	34	291	8.6	0	55	8.6
Sabian Holmes	9	11	189	17.2	2	51	21.0	32	34	447	13.1	3	51	14.0
Brandon Williams	11	8	56	7.0	0	14	5.1	23	13	73	5.6	1	14	3.2
Jeremy Tabuyo	11	6	102	17.0	2	50	9.3	17	11	123	11.2	2	50	7.2
Tra Carson	10	6	53	8.8	0	16	5.3	22	9	91	10.1	0	35	4.1
LaQuvionte Gonzalez	8	5	77	15.4	1	33	9.6	21	26	317	12.2	2	57	15.1
Cameron Clear	9	5	34	6.8	0	13	3.8	22	9	76	8.4	1	30	3.5
James White	10	3	10	3.3	0	7	1.0	10	3	10	3.3	0	7	1.0
Jamal Jeffery	2	2	12	6.0	0	9	6.0	2	2	12	6.0	0	9	6.0
Kyrion Parker	2	1	14	14.0	0	14	7.0	2	1	14	14.0	0	14	7.0
Frank Iheanacho	6	1	10	10.0	0	10	1.7	6	1	10	10.0	0	10	1.7
Total	11	293	3533	12.1	34	86	321.2							
Opponents	11	210	2599	12.4	15	69	236.3							

TOTAL OFFENSE

	G	Plays	Rush	Pass	Total	Avg/G	G	Plays	Rush	Pass	Total	Avg/G
Kenny Hill	8	373	156	2649	2805	350.6	12	402	193	2832	3025	252.1
Kyle Allen	7	147	24	884	908	129.7	7	147	24	884	908	129.7
Tra Carson	10	92	431	0	431	43.1	22	154	760	0	760	34.5
Trey Williams	10	66	412	0	412	41.2	34	189	1195	0	1195	35.1
Brandon Williams	11	79	356	0	356	32.4	23	123	625	0	625	27.2
James White	10	22	153	0	153	15.3	10	22	153	0	153	15.3
Brice Dolezal	2	15	104	0	104	52.0	15	53	253	0	253	16.9
Speedy Noil	10	1	10	0	10	1.0	10	1	10	0	10	1.0
Conner McQueen	10	1	-1	0	-1	-0.1	15	1	-1	0	-1	-0.1
Malcome Kennedy	9	1	-3	0	-3	-0.3	47	2	4	0	4	0.1
Total	11	804	1630	3533	5163	469.4						
Opponents	11	837	2298	2599	4897	445.2						

SEASON/CAREER STATISTICS

OFFENSE

SEASON STATISTICS

CAREER STATISTICS

SCORING	SEASON STATISTICS									CAREER STATISTICS								
	TD	FGs	Kick	Rush	Rcv	Pass	DXP	Saf	Points	TD	FGs	Kick	Rush	Rcv	Pass	DXP	Saf	Points
Josh Lambo	0	11-13	51-51	0-0	0	0-0	0	0	84	0	19-23	103-104	0-0	0	0-0	0	0	160
Josh Reynolds	12	0-0	0-0	0-0	0	0-0	0	0	72	12	0-0	0-0	0-0	0	0-0	0	0	72
Trey Williams	5	0-0	0-0	0-0	0	0-0	0	0	30	16	0-0	0-0	0-0	0	0-0	0	0	96
Tra Carson	5	0-0	0-0	0-0	0	0-0	0	0	30	12	0-0	0-0	0-0	0	0-0	0	0	72
Ricky Seals-Jones	4	0-0	0-0	0-0	0	0-0	0	0	24	5	0-0	0-0	0-0	0	0-0	0	0	30
Malcome Kennedy	4	0-0	0-0	0-0	0	0-0	0	0	24	13	0-0	0-0	0-0	1	0-0	0	0	80
Edward Pope	4	0-0	0-0	0-0	0	0-0	0	0	24	4	0-0	0-0	0-0	0	0-0	0	0	24
Speedy Noil	4	0-0	0-0	0-0	0	0-0	0	0	24	4	0-0	0-0	0-0	0	0-0	0	0	24
Brandon Williams	3	0-0	0-0	0-0	0	0-0	0	0	18	5	0-0	0-0	0-0	0	0-0	0	0	30
James White	3	0-0	0-0	0-0	0	0-0	0	0	18	3	0-0	0-0	0-0	0	0-0	0	0	18
Sabian Holmes	2	0-0	0-0	0-0	0	0-0	0	0	12	3	0-0	0-0	0-0	0	0-0	0	0	18
Jeremy Tabuyo	2	0-0	0-0	0-0	0	0-0	0	0	12	2	0-0	0-0	0-0	0	0-0	0	0	12
Brice Dolezal	1	0-0	0-0	0-0	0	0-0	0	0	6	1	0-0	0-0	0-0	0	0-0	0	0	6
Boone Niederhofer	1	0-0	0-0	0-0	0	0-0	0	0	6	1	0-0	0-0	0-0	0	0-0	0	0	6
Deshazor Everett	1	0-0	0-0	0-0	0	0-0	0	0	6	4	0-0	0-0	0-0	0	0-0	0	0	24
LaQuvionte Gonzalez	1	0-0	0-0	0-0	0	0-0	0	0	6	2	0-0	0-0	0-0	0	0-0	0	0	12
Total	52	11-13	51-51	0-0	0	0-0	0	0	396									
Opponents	39	11-20	38-39	0-0	0	0-0	0	0	305									

ALL PURPOSE	SEASON STATISTICS								CAREER STATISTICS							
	G	Rush	Rec	PR	KOR	IR	Tot	Avg/G	G	Rush	Rec	PR	KOR	IR	Tot	Avg/G
Speedy Noil	10	10	513	177	525	0	1225	122.5	10	10	513	177	525	0	1225	122.5
Trey Williams	10	412	66	0	318	0	796	79.6	34	1195	291	0	1581	0	3067	90.2
Josh Reynolds	11	0	746	0	0	0	746	67.8	11	0	746	0	0	0	746	67.8
Malcome Kennedy	9	-3	526	0	0	0	523	58.1	47	4	1609	0	0	0	1613	34.3
Tra Carson	10	431	53	0	24	0	508	50.8	22	760	91	0	24	0	875	39.8
Edward Pope	11	0	443	0	0	0	443	40.3	20	0	508	0	0	0	508	25.4
Ricky Seals-Jones	11	0	443	0	0	0	443	40.3	13	0	527	0	0	0	527	40.5
Brandon Williams	11	356	56	0	0	0	412	37.5	23	625	73	0	16	0	714	31.0
Boone Niederhofer	11	0	239	0	0	0	239	21.7	11	0	239	0	0	0	239	21.7
Sabian Holmes	9	0	189	0	0	0	189	21.0	32	0	447	10	0	0	457	14.3
LaQuvionte Gonzalez	8	0	77	32	63	0	172	21.5	21	0	317	19	227	0	563	26.8
James White	10	153	10	0	0	0	163	16.3	10	153	10	0	0	0	163	16.3
Kenny Hill	8	156	0	0	0	0	156	19.5	12	193	0	0	0	0	193	16.1
Brice Dolezal	2	104	0	0	0	0	104	52.0	15	253	0	0	0	0	253	16.9
Jeremy Tabuyo	11	0	102	0	0	0	102	9.3	17	0	123	0	0	0	123	7.2
Nick Harvey	11	0	0	62	0	0	62	5.6	11	0	0	62	0	0	62	5.6
Cameron Clear	9	0	34	0	13	0	47	5.2	22	0	76	0	13	0	89	4.0
Armani Watts	11	0	0	0	0	36	36	3.3	11	0	0	0	0	36	36	3.3
Kyle Allen	7	24	0	0	0	0	24	3.4	7	24	0	0	0	0	24	3.4
Kyrion Parker	2	0	14	0	0	0	14	7.0	2	0	14	0	0	0	14	7.0
Brandon Alexander	11	0	0	0	13	0	13	1.2	23	0	0	0	13	0	13	0.6
Jamal Jeffery	2	0	12	0	0	0	12	6.0	2	0	12	0	0	0	12	6.0
Frank Iheanacho	6	0	10	0	0	0	10	1.7	6	0	10	0	0	0	10	1.7
Deshazor Everett	11	0	0	0	0	4	4	0.4	48	0	0	0	0	64	64	1.3
Conner McQueen	10	-1	0	0	0	0	-1	-0.1	15	-1	0	0	0	0	-1	-0.1
Total	11	1630	3533	271	956	40	6430	584.5								
Opponents	11	2298	2599	93	511	139	5640	512.7								

SEASON/CAREER STATISTICS

DEFENSE

SEASON STATISTICS

CAREER STATISTICS

DEFENSIVE LEADERS	SEASON STATISTICS										CAREER STATISTICS											
	GP	SoLo	Ast	Total	TFL	Sacks	Int	PBU	FR	FF	Bk	GP	SoLo	Ast	Total	TFL	Sacks	Int	PBU	FR	FF	Bk
31 Howard Matthews	11	34	33	67	2.5	.	.	8	.	.	.	49	131	112	243	9.0	2.0	3	21	.	2	.
29 Deshazor Everett	11	39	26	65	2.5	.	1	6	.	.	.	48	111	93	204	7.5	.	5	20	1	.	.
43 Justin Bass	11	20	36	56	0.5	32	25	45	70	1.0	.	.	1	.	.	.
33 Shaan Washington	8	25	29	54	3.0	2.0	.	1	1	.	.	20	35	45	80	7.0	5.0	.	1	2	1	.
26 Devonta Burns	11	28	25	53	0.0	.	.	1	1	.	.	20	29	26	55	0.0	.	.	1	.	1	.
23 Armani Watts	11	32	20	52	2.0	.	3	7	.	.	.	11	32	20	52	2.0	.	3	7	.	.	.
83 Alonzo Williams	11	16	31	47	5.5	4.5	.	1	1	.	.	29	28	51	79	8.0	7.0	.	4	1	.	.
15 Myles Garrett	10	26	20	46	12.5	11.0	.	1	.	.	1	10	26	20	46	12.5	11.0	.	1	.	.	1
1 De'Vante Harris	8	24	18	42	1.5	.	.	5	1	.	.	31	87	41	128	6.5	.	2	16	1	1	.
95 Julien Obioha	11	15	26	41	4.0	1.0	.	.	1	.	.	35	44	60	104	10.5	3.0	.	7	1	1	.
98 Hardreck Walker	11	13	14	27	0.5	.	.	2	.	.	.	20	15	17	32	0.5	.	.	2	.	.	.
10 Josh Walker	10	9	18	27	1.0	0.5	10	9	18	27	1.0	0.5
14 Daeshon Hall	11	8	19	27	5.0	3.5	24	20	36	56	8.0	3.5	1
5 Floyd Raven, Sr	11	14	12	26	0.0	.	.	1	1	.	.	45	50	36	86	3.0	1.0	1	4	1	.	2
7 J. Mastrogiovanni	8	12	13	25	1.0	.	.	1	.	.	.	21	19	32	51	2.0	.	1	1	.	.	.
89 Ivan Robinson	7	12	11	23	1.5	1.0	1	32	20	40	60	4.5	4.0	1
16 Donnie Baggs	11	9	13	22	4.0	2.0	45	41	44	85	12.0	3.5	1	2	.	1	.
42 Otaro Alaka	10	15	7	22	2.0	.	.	1	2	.	.	10	15	7	22	2.0	.	.	1	.	2	.
28 Victor Davis	10	13	6	19	0.0	.	.	1	.	.	.	10	13	6	19	0.0	.	.	1	.	.	.
8 Nick Harvey	11	9	3	12	1.0	11	9	3	12	1.0
3 Tommy Sanders	9	5	6	11	2.0	0.5	.	3	.	.	.	20	13	18	31	5.0	0.5	2	3	.	.	.
18 Donovan Wilson	9	9	1	10	2.0	9	9	1	10	2.0
40 Jarrett Johnson	11	4	5	9	1.0	11	4	5	9	1.0
96 Jay Arnold	10	3	5	8	1.0	1.5	19	9	12	21	4.0	3.5
92 Zaycoven Henderson	9	4	4	8	0.0	9	4	4	8	0.0
12 Sam Moeller	11	4	3	7	0.0	29	15	10	25	0.0	1	1
97 Darrell Jackson	4	6	1	7	3.5	1.0	4	6	1	7	3.5	1.0
9 Qualen Cunningham	10	4	3	7	1.5	1.5	10	4	3	7	1.5	1.5
25 Clay Honeycutt	9	3	2	5	0.0	.	.	.	1	.	.	25	27	24	51	1.5	.	1	2	2	.	.
17 Alex Sezer, Jr	10	3	1	4	0.0	23	9	5	14	0.0	.	.	1	.	.	.
46 A.J. Hilliard	1	3	.	3	1.0	1.0	1	3	.	3	1.0	1.0
55 Justin Manning	4	2	1	3	1.0	1.0	4	2	1	3	1.0	1.0
22 Tavares Garner	4	1	2	3	0.0	11	2	4	6	0.0
3 Trey Williams	10	2	.	2	0.0	34	3	2	5	0.0
82 Boone Niederhofer	11	2	.	2	0.0	11	2	.	2	0.0
52 Brett Wade	2	1	1	2	0.0	2	1	1	2	0.0
20 James White	10	2	.	2	0.0	10	2	.	2	0.0
18 Edward Pope	11	1	.	1	0.0	20	1	.	1	0.0
21 Tra Carson	10	.	1	1	0.0	22	4	5	9	0.0
56 Mike Matthews	9	1	.	1	0.0	29	1	.	1	0.0
19 Jeremy Tabuyo	11	1	.	1	0.0	17	1	.	1	0.0
1 Brandon Williams	11	1	.	1	0.0	23	1	.	1	0.0
54 Alex Freeman	11	1	.	1	0.0	.	.	.	1	1	.	24	2	.	2	0.0	.	.	.	1	1	.
36 Jonathan Wiggins	3	1	.	1	0.0	12	2	4	6	0.0
13 Reggie Chevis	2	1	.	1	0.0	2	1	.	1	0.0
35 Tyrell Taylor	2	.	.	.	0.0	25	4	10	14	2.0	1.0	.	1	.	.	.
9 Ricky Seals-Jones	11	.	.	.	0.0	1	13	.	.	.	0.0	1
Total.....	11	438	416	854	63	32	4	39	7	4	3											
Opponents.....	11	419	380	799	53	23	13	40	4	6												

INTERCEPTIONS	No.	Yds	Avg	TD	Long	No.	Yds	Avg	TD	Long
Armani Watts	3	36	12.0	0	36	3	36	12.0	0	36
Deshazor Everett	1	4	4.0	0	4	5	64	12.8	2	34
Total.....	4	40	10.0	0	36					
Opponents.....	13	139	10.7	1	75					

FUMBLE RETURNS	No.	Yds	Avg	TD	Long	No.	Yds	Avg	TD	Long
Total.....	0	0	0.0	0	0					
Opponents.....	1	21	21.0	1	21					

SEASON/CAREER STATISTICS

SPECIAL TEAMS

SEASON STATISTICS

CAREER STATISTICS

PUNT RETURNS

	No.	Yds	Avg	TD	Long		No.	Yds	Avg	TD	Long
Speedy Noil	13	177	13.6	0	67	13	177	13.6	0	67
Nick Harvey	4	62	15.5	0	30	4	62	15.5	0	30
LaQuvionte Gonzalez	2	32	16.0	0	28	3	19	6.3	0	28
Total.....	20	271	13.6	0	67						
Opponents.....	11	93	8.5	0	47						

KICK RETURNS

	No.	Yds	Avg	TD	Long		No.	Yds	Avg	TD	Long
Speedy Noil	21	525	25.0	0	70	21	525	25.0	0	70
Trey Williams	13	318	24.5	0	75	66	1581	24.0	0	97
LaQuvionte Gonzalez	3	63	21.0	0	24	11	227	20.6	0	40
Brandon Alexander	2	13	6.5	0	3	2	13	6.5	0	3
Tra Carson	1	24	24.0	0	24	1	24	24.0	0	24
Cameron Clear	1	13	13.0	0	13	1	13	13.0	0	13
Total.....	41	956	23.3	0	75						
Opponents.....	28	511	18.2	0	40						

FIELD GOALS

	Att	Good	Long	Blkd		Att	Good	Long	Blkd	Pct.
Josh Lambo	13	11	50	0	23	19	50	0	82.6
Total.....	13	11	50	0						
Opponents.....	20	11	51	2						

PUNTING

	No.	Yds	Avg	Long	TB	FC	I20	Blkd		No.	Yds	Avg	Long	TB	FC	I20	Blkd
Drew Kaser	51	2264	44.4	60	5	19	17	0	97	4440	45.8	76	13	33	34	0
Total.....	51	2264	44.4	60	5	19	17	0									
Opponents.....	62	2560	41.3	56	4	14	11	0									

KICKOFFS

	No.	Yds	Avg	TB	OB	Retn	Net	YdLn		No.	Yds	Avg	TB	OB
Taylor Bertolet	66	4156	63.0	38	2	266	16728	62.9	150	3			
Josh Lambo	2	128	64.0	0	0	2	128	64.0	0	0			
Total.....	68	4284	63.0	38	2	511	41.5	23						
Opponents.....	59	3536	59.9	15	1	956	37.4	27						

2014 RECAPS AND BOXSCORES



21/20 **TEXAS A&M** (1-0, 1-0 SEC) **52**
 9/9 **SOUTH CAROLINA** (0-1, 0-1 SEC) **28**

THURSDAY, AUG. 28 • WILLIAMS-BRICE STADIUM • COLUMBIA, S.C.
 ATTENDANCE: 82,847 • TV: SEC NETWORK

COLUMBIA (AP) — Kenny Hill broke Johnny Manziel's single-game passing record with 511 yards and No. 21 Texas A&M beat No. 9 South Carolina 52-28 on, ending the Gamecocks' 18-game home win streak.

Hill finished 44 of 60 with three touchdowns.
 The Gamecocks played their first game since the departure of star defensive end Jadevon Clowney -- and it showed. South Carolina gave up seven TDs on A&M's first 11 possessions.
 Tra Carson ran for three touchdowns and receiver Malcome Kennedy had 14 catches for 137 yards. The Aggies piled up 680 yards of offense, the most South Carolina's given up since Arkansas went for 650 in 2007.
 Manziel held five of the Aggies' six best passing marks, topped by his 464 yards in a loss to Alabama last season. Hill moved past them all with his flawless showing on the road.
 Hill's 44 completions were also a single-game school record, moving past Jerrod Johnson's mark against Oklahoma State in 2010.
 Hill and the Aggies essentially put this one away in the first half, scoring on five of six possessions. Hill, who played just four games last year in mop-up duty, looked at ease against the Gamecocks and their young defense.
 Hill completed passes to 12 receivers, most of them running free in a rebuilt secondary.
 The Aggies got going on their first possession, and Carson finished a 67-yard drive with 1-yard TD.
 South Carolina stayed close on the two long scoring throws of 69 and 46 yards by new starting quarterback Dylan Thompson, the second to Damiere Byrd that helped the Gamecocks close to 17-14.
 Hill, the sophomore son of ex-major league pitcher Ken Hill, led TD drives of 75 and 80 yards in the final nine minutes before the half.
 The 393 yards of A&M offense at the half were more than South Carolina's defense had allowed in nine of 13 games a year ago.
 Thompson passed for 366 yards and four touchdowns. Mike Davis, the Gamecocks' 1,000-yard rusher, had 15 yards in the first half before re-injuring his ribs and sitting out the rest of the way.

	1	2	3	4	SCORE
TEXAS A&M	10	21	14	7	52
SOUTH CAROLINA	7	7	14	0	28

SCORING SUMMARY

1ST	11:27	TAMU	Carson 1 yd run (Lambo kick)	9-67 / 3:33
	05:02	TAMU	Lambo 33 yd field goal	12-75 / 4:40
	03:44	SC	N. Jones 69 yd pass from Thompson (Fry kick)	3-75 / 1:18
2ND	11:56	TAMU	Seals-Jones 3 yd pass from Hill (Lambo kick)	9-85 / 2:22
	09:47	SC	Byrd 46 yd pass from Thompson (Fry kick)	6-73 / 2:09
	07:07	TAMU	Pope 14 yd pass from Hill (Lambo kick)	8-75 / 2:40
	01:16	TAMU	Carson 2 yd run (Lambo kick)	11-80 / 2:19
3RD	11:08	TAMU	Reynolds 5 yd pass from Hill (Lambo kick)	8-66 / 3:15
	07:33	SC	Cooper 5 yd pass from Thompson (Fry kick)	8-81 / 3:35
	05:06	TAMU	Carson 2 yd run (Lambo kick)	8-42 / 2:27
	02:38	SC	Jones 10 yd pass from Thompson (Fry kick)	6-75 / 2:28
4TH	12:09	TAMU	T. Williams 2 yd run (Lambo kick)	10-83 / 2:54

	TAMU	SC
FIRST DOWNS	39	23
RUSHES-YARDS (NET)	39-169	22-67
PASSING YDS (NET)	511	366
Passes Att-Comp-Int	60-44-0	40-20-1
TOTAL OFFENSE PLAYS-YARDS	99-680	62-433
Fumble Returns-Yards	0-0	0-0
Punt Returns-Yards	2-7	0-0
Kickoff Returns-Yards	1-32	3-55
Interception Returns-Yards	1-0	0-0
Punts (Number-Avg)	2-48.0	4-44.0
Fumbles-Lost	0-0	0-0
Penalties-Yards	8-95	4-21
Possession Time	37:38	22:22
Third-Down Conversions	12 of 17	2 of 9
Fourth-Down Conversions	2 of 2	0 of 1
Red-Zone Scores-Chances	8-9	2-2
Sacks By: Number-Yards	3-15	1-9

RUSHING: Texas A&M-Trey Williams 13-78; Brandon Williams 11-57; Tra Carson 7-30; Kenny Hill 7-5; TEAM 1-minus 1. South Carolina-Brandon Wilds 9-45; Mike Davis 6-15; Damiere Byrd 2-14; Shon Carson 1-2; Dylan Thompson 4-minus 9.

PASSING: Texas A&M-Kenny Hill 44-60-0-511. South Carolina-Dylan Thompson 20-40-1-366.

RECEIVING: Texas A&M-Malcome Kennedy 14-137; Josh Reynolds 6-76; Ricky Seals-Jones 5-67; Speedy Noil 5-55; Edward Pope 4-75; Boone Niederhofer 3-18; Sabian Holmes 2-32; Tra Carson 1-16; Brandon Williams 1-13; Cameron Clear 1-12; Frank Iheanacho 1-10; Trey Williams 1-0. South Carolina-Nick Jones 5-113; Pharaoh Cooper 3-58; Rory Anderson 3-52; Jerrell Adams 2-40; Brandon Wilds 2-32; Damiere Byrd 1-46; K.J. Brent 1-13; Shon Carson 1-9; Shaq Roland 1-2; Mike Davis 1-1.

INTERCEPTIONS: Texas A&M-Armani Watts 1-0. South Carolina-None.

FUMBLES: Texas A&M-None. South Carolina-None.



-/- **LAMAR** (1-1) **3**
 9/13 **TEXAS A&M** (2-0) **73**

SATURDAY, SEPT. 6 • KYLE FIELD • COLLEGE STATION, TEXAS
 ATTENDANCE: 104,728 • TV: SEC NETWORK

COLLEGE STATION (AP) — Kenny Hill threw for 283 yards and four touchdowns in less than three quarters as No. 9 Texas A&M rolled to a 73-3 win over Lamar in front of the largest crowd for a college game in Texas history.

After a lightning delay of 2 hours, 5 minutes, Texas A&M (2-0) wasted no time getting going. Hill found Speedy Noil for a 44-yard pass on his first throw and Trey Williams had a 33-yard touchdown run two plays later to make it 7-0.
 Caleb Berry was 16 of 42 for 153 yards and an interception for Lamar (1-1) which was facing a Southeastern Conference team for the first time since 1974.
 Hill was replaced by freshman Kyle Allen with about five minutes left in the first half and the Aggies up 31-3, but returned to start the third quarter.
 The Aggies were up 14-3 when they fumbled a punt return. It didn't matter much as Deshazor Everett intercepted the first pass of Lamar's next drive. The Aggies cashed in on the error when Hill hit Sabian Holmes on a short pass and he tip-toed down the sideline for a 51-yard score late in the first quarter.
 Hill completed three straight passes on his final drive of the first half with the last one coming on a 9-yard touchdown strike to Edward Pope to push the lead to 31-3.
 He picked up where he left off when he returned for the start of the third, capping the first drive of the second half with an 18-yard touchdown pass to Malcome Kennedy that made it 38-3. Hill completed 17 of 26 passes.
 Freshman Myles Garrett starred on defense for the Aggies, finishing with five tackles, two sacks and two QB hurries.
 Running back Tra Carson, who had three touchdowns last week, was out with an unspecified injury. Williams and James White picked up the slack, combining for 116 yards rushing and three touchdowns.
 Allen was 12 of 16 for 122 yards with an interception and he threw touchdown passes of two and 33 yards in the fourth quarter.
 Noil had 71 yards receiving, a punt return for 67 yards and a kickoff return for 53 yards to finish with 191 all-purpose yards for A&M.
 Lamar's only points came when the Cardinals had a first down at the 1-yard line but couldn't push it in and settled for a 20-yard field goal that made it 7-3 in the first quarter.

	1	2	3	4	SCORE
LAMAR	3	0	0	0	3
TEXAS A&M	21	10	14	28	73

SCORING SUMMARY

1ST	13:18	TAMU	Williams 33 yd run (Lambo kick)	3-80 / 0:58
	08:00	LU	Davis 20 yd field goal	14-72 / 5:18
	05:55	TAMU	Seals-Jones 24 yd pass from Hill (Lambo kick)	7-63 / 2:05
	02:15	TAMU	Holmes 51 yd pass from Hill (Lambo kick)	4-73 / 0:59
2ND	14:41	TAMU	Lambo 20 yd field goal	4-2 / 1:00
	07:48	TAMU	Pope 9 yd pass from Hill (Lambo kick)	3-52 / 0:34
3RD	13:16	TAMU	Kennedy 18 yd pass from Hill (Lambo kick)	4-25 / 1:44
	07:13	TAMU	White 1 yd run (Lambo kick)	6-15 / 1:22
4TH	12:51	TAMU	White 3 yd run (Lambo kick)	13-53 / 4:05
	08:33	TAMU	Niederhofer 2 yd pass from Allen (Lambo kick)	6-39 / 2:32
	05:30	TAMU	Gonzalez 33 yd pass from Allen (Lambo kick)	4-39 / 1:49
	01:26	TAMU	Dolezal 41 yd run (Lambo kick)	4-56 / 2:14

	LAMAR	TAMU
FIRST DOWNS	15	30
RUSHES-YARDS (NET)	38-90	36-225
PASSING YDS (NET)	153	405
Passes Att-Comp-Int	42-16-1	42-29-1
TOTAL OFFENSE PLAYS-YARDS	80-243	78-630
Fumble Returns-Yards	0-0	0-0
Punt Returns-Yards	1--1	3-97
Kickoff Returns-Yards	3-25	2-74
Interception Returns-Yards	1-9	1-4
Punts (Number-Avg)	10-36.3	1-24.0
Fumbles-Lost	4-1	4-2
Penalties-Yards	5-50	4-45
Possession Time	34:17	25:43
Third-Down Conversions	4 of 19	9 of 14
Fourth-Down Conversions	3 of 4	1 of 1
Red-Zone Scores-Chances	1-1	6-6
Sacks By: Number-Yards	0-0	3-11

RUSHING: Lamar-Harris, Carl 18-51; Berry, Caleb 9-25; Raleigh, Emmitt 6-14; Handy, Michael 4-3; TEAM 1-minus 1. Texas A&M-Brice Dolezal 11-86; James White 11-62; Trey Williams 7-54; Brandon Williams 4-18; Kenny Hill 2-6; TEAM 1-minus 1.

PASSING: Lamar-Berry, Caleb 16-42-1-153. Texas A&M-Kenny Hill 17-26-0-283; Kyle Allen 12-16-1-22.

RECEIVING: Lamar-Handy, Michael 5-62; Roberts, Mark 3-51; Begelton, Reggie 3-21; Barrett, Dillon 1-7; Brown, Devonn 1-7; Raleigh, Emmitt 1-5; McVey, Payden 1-1; Harris, Carl 1-minus 1. Texas A&M-Speedy Noil 4-71; Edward Pope 4-56; Sabian Holmes 3-75; Ricky Seals-Jones 3-45; Malcome Kennedy 3-33; Josh Reynolds 3-33; Boone Niederhofer 3-21; LaQuivonte Gonzalez 2-45; Jamal Jeffery 2-12; Jeremy Tabuyo 1-7; James White 1-7.

INTERCEPTIONS: Lamar-Ellis, Seth 1-9. Texas A&M-Deshazor Everett 1-4.

FUMBLES: Lamar-Brown, Devonn 2-1; McCormack, Chance 1-0; TEAM 1-0. Texas A&M-Mike Matthews 1-0; Kenny Hill 1-0; TEAM 1-1; Ricky Seals-Jones 1-1.



2014 RECAPS AND BOXSCORES



— RICE (0-2) 10
 7/8 TEXAS A&M (3-0) 38

SATURDAY, SEPT. 13 • KYLE FIELD • COLLEGE STATION, TEXAS
ATTENDANCE: 103,867 • TV: ESPN2

COLLEGE STATION (AP) — Kenny Hill threw for 300 yards and four touchdowns and No. 7 Texas A&M overcame a slow start for a 38-10 win over Rice.

The win gives the Aggies a 3-0 record for the first time since 2010. They got going after halftime with Hill finding Josh Reynolds on a 20-yard touchdown on the first drive of the third quarter. A 1-yard touchdown run by Tra Carson pushed the lead to 35-10 later in the third.

Hill also had TD passes of 14, 13 and 48 yards and has 1,094 yards passing this season to become the first player in school history to throw for 1,000 yards in the first three games of a season.

Driphus Jackson threw for 212 yards and a touchdown and ran for 84 yards for Rice (0-2). Reynolds had just two catches but they were both for touchdowns and he finished with 68 yards receiving.

Hill had a nifty run to set up Carson's score in the third quarter. He zig-zagged his way around several Rice defenders before being tripped up from behind at the 1.

Hill was replaced by freshman Kyle Allen with about five minutes remaining. Allen threw an interception to end his only drive.

James Hairston made a 33-yard field goal with less than a minute left in the third quarter for Rice. A career-long 47-yard field goal by Josh Lambo pushed the lead to 38-10 early in the fourth quarter.

A&M took a 7-0 lead in the first quarter when Speedy Noil grabbed a 14-yard pass for his first career touchdown.

The Aggies made it 14-0 on their next possession when Hill found Ricky Seals-Jones for a 13-yard touchdown pass.

The Owls got within a touchdown when Jackson threw a 35-yard touchdown pass to Mario Hull.

Reynolds came back to get the ball and then juked Malcolm Hill to evade a tackle on his way to the end zone on a 48-yard touchdown reception that made it 21-7 with 3 1/2 minutes left in the first half.

Hairston hit a 53-yard field goal seconds before halftime that would have made it 21-10, but A&M was flagged for having 12 men on the field and the Owls had to kick again.

The second time it was blocked by Seals-Jones and Armani Watts returned it 93 yards for a touchdown. But those points would be taken away, too. There was an unsportsmanlike conduct penalty on the A&M bench and the would-be TD run became a 35-yard return.

Hairston also missed a 22-yard field goal attempt early in the first quarter.

	1	2	3	4	SCORE
RICE	0	7	3	0	10
TEXAS A&M	7	14	14	3	38

SCORING SUMMARY

1ST	03:36	TAMU	Noil 14 yd pass from Hill (Lambo kick)	13-80 / 3:50
2ND	13:44	TAMU	Seals-Jones 13 yd pass from Hill (Lambo kick)	6-69 / 1:10
	11:59	RICE	Hull 35 yd pass from Jackson (Hairston kick)	5-75 / 1:45
	03:30	TAMU	Reynolds 48 yd pass from Hill (Lambo kick)	8-91 / 2:42
3RD	13:26	TAMU	Reynolds 20 yd pass from Hill (Lambo kick)	5-74 / 1:34
	05:24	TAMU	Carson 1 yd run (Lambo kick)	3-79 / 0:33
	00:39	RICE	Hairston 33 yd field goal	11-66 / 4:45
4TH	14:44	TAMU	Lambo 47 yd field goal	6-50 / 0:55

	RICE	TAMU
FIRST DOWNS	28	23
RUSHES-YARDS (NET)	55-240	26-168
PASSING YDS (NET)	241	309
Passes Att-Comp-Int	36-24-0	33-21-1
TOTAL OFFENSE PLAYS-YARDS	91-481	59-477
Fumble Returns-Yards	0-0	0-0
Punt Returns-Yards	0-0	0-0
Kickoff Returns-Yards	3-46	2-47
Interception Returns-Yards	1-0	0-0
Punts (Number-Avg)	6-39.2	4-43.0
Fumbles-Lost	0-0	0-0
Penalties-Yards	8-66	6-60
Possession Time	43:14	16:46
Third-Down Conversions	10 of 21	3 of 8
Fourth-Down Conversions	0 of 1	0 of 0
Red-Zone Scores-Chances	1-2	4-4
Sacks By: Number-Yards	2-19	3-17

RUSHING: Rice-DAVIS, Jowan 23-86; JACKSON, Driphus 13-84; DILLARD, Darik 11-50; HAMILTON, Brandon 5-15; STEHLING, Tyler 3-5. Texas A&M-Tra Carson 11-66; Brandon Williams 5-44; Kenny Hill 5-38; James White 2-12; Trey Williams 2-10; TEAM 1-minus 2.

PASSING: Rice-JACKSON, Driphus 21-32-0-212; STEHLING, Tyler 3-4-0-29. Texas A&M-Kenny Hill 20-31-0-300; Kyle Allen 1-2-1-9.

RECEIVING: Rice-DAVIS, Jowan 4-41; PARKS, Dennis 4-19; HULL, Mario 3-57; WRIGHT, Zach 3-32; HUNT, Cole 2-29; DILLARD, Darik 2-14; ALAKA, Terri 2-12; MAYDEN, James 2-11; HAMILTON, Brandon 1-18; POLLARD, Darion 1-8. Texas A&M-Malcome Kennedy 7-88; Ricky Seals-Jones 5-42; Speedy Noil 3-71; Josh Reynolds 2-68; Edward Pope 2-36; Trey Williams 2-4.

INTERCEPTIONS: Rice-HILL, Malcolm 1-0. Texas A&M-None.

FUMBLES: Rice-None. Texas A&M-None.



6/7 TEXAS A&M (4-0) 58
 — SMU (0-3) 6

SATURDAY, SEPT. 20 • GERALD J. FORD STADIUM • DALLAS, TEXAS
ATTENDANCE: 34,820 • TV: ABC

DALLAS (AP) — Kenny Hill accounted for 322 yards of offense in just the first half, Jeremy Tabuyo turned two short passes near the sideline into long touchdowns, and sixth-ranked Texas A&M rolled to a 58-6 victory over an SMU team playing its first game without coach June Jones.

Trey Williams ran for a pair of touchdowns for the Aggies, who are 4-0 for the first time since 2006 and will be back in North Texas next week.

Hill completed 16 of 22 passes for 265 yards with two touchdowns and his first interception at Texas A&M. He also had a 58-yard run that set up another touchdown as the Aggies built a 38-3 halftime lead in SMU's home opener.

Texas A&M led 17-0 in the first quarter after Tabuyo caught a short pass near the sideline, managed to stay in bounds and then weaved through defenders, including two that ran into each other after he got by for a 30-yard touchdown.

By then, the Aggies already had 254 of their 663 total yards -- and SMU (0-3) had minus-7 in its first game with defensive coordinator Tom Mason also serving as interim coach. The Mustangs finished with 241 yards.

On his only other catch of the game, Tabuyo turned a short pass from freshman quarterback Kyle Allen into a 50-yard score in the third quarter. The sophomore from Hawaii again caught the ball along the right sideline near defenders before breaking free.

Allen finished 8-of-15 passing for 130 yards. Hill threw an interception on Texas A&M's second possession, his first in 150 career attempts -- 128 this season.

The Mustangs then went three-and-out, and on the next drive Hill faked a handoff to Williams, followed him through the same hole and broke several tackles for a 58-yard gain before Williams scored on an 8-yard run.

Kolney Cassel got his first start for SMU but went 1 for 5 for 2 yards and was sacked three times. Garrett Krstich, the fourth different Mustangs quarterback already this season, was sacked five times while completing 13 of 24 passes for 137 yards.

Neal Burcham, the starter the first two games, is out for the season after injuring his elbow against North Texas.

	1	2	3	4	SCORE
TEXAS A&M	17	21	10	10	58
SMU	0	3	0	3	6

SCORING SUMMARY

1ST	11:54	TAMU	Lambo 39 yd field goal	10-59 / 3:06
	05:12	TAMU	T. Williams 8 yd run (Lambo kick)	4-76 / 1:29
	01:15	TAMU	Tabuyo 30 yd pass from Hill (Lambo kick)	6-49 / 1:34
2ND	12:43	TAMU	T. Williams 5 yd run (Lambo kick)	4-51 / 1:26
	09:26	TAMU	B. Williams 10 yd run (Lambo kick)	5-70 / 1:42
	01:36	SMU	RADEMACHER 29 yd field goal	15-53 / 7:50
	00:21	TAMU	Reynolds 70 yd pass from Hill (Lambo kick)	1-70 / 0:13
3RD	09:40	TAMU	Lambo 50 yd field goal	9-33 / 2:10
	05:47	TAMU	Tabuyo 50 yd pass from Allen (Lambo kick)	3-74 / 1:05
4TH	12:55	TAMU	Lambo 24 yd field goal	8-52 / 2:15
	07:55	SMU	RADEMACHER 37 yd field goal	11-52 / 4:50
	04:01	TAMU	White 8 yd run (Lambo kick)	7-76 / 3:47

	TAMU	SMU
FIRST DOWNS	28	13
RUSHES-YARDS (NET)	31-268	42-102
PASSING YDS (NET)	395	139
Passes Att-Comp-Int	37-24-1	29-14-0
TOTAL OFFENSE PLAYS-YARDS	68-663	71-241
Fumble Returns-Yards	0-0	0-0
Punt Returns-Yards	3-46	0-0
Kickoff Returns-Yards	2-33	6-125
Interception Returns-Yards	0-0	1-0
Punts (Number-Avg)	1-39.0	8-45.0
Fumbles-Lost	0-0	1-0
Penalties-Yards	6-53	7-75
Possession Time	23:53	36:07
Third-Down Conversions	6 of 11	7 of 19
Fourth-Down Conversions	0 of 0	1 of 2
Red-Zone Scores-Chances	5-5	2-2
Sacks By: Number-Yards	8-28	0-0

RUSHING: Texas A&M-Trey Williams 7-66; James White 7-64; Kenny Hill 2-57; Tra Carson 6-34; Brandon Williams 3-20; Brice Dolezal 4-18; Kyle Allen 2-9. SMU-POPE, Kevin 11-44; KRSTICH, Garrett 14-33; NLEMCHI, K.C. 6-22; LINE, Prescott 4-11; SEEKER, Luke 2-7; DURALL, Darius 2-0; CASSEL, Kolney 3-minus 15.

PASSING: Texas A&M-Texas A&M-Kenny Hill 16-22-1-265; Kyle Allen 8-15-0-130. SMU-KRSTICH, Garrett 13-24-0-137; CASSEL, Kolney 1-5-0-2.

RECEIVING: Texas A&M-Malcome Kennedy 6-76; Boone Niederhofer 6-73; Ricky Seals-Jones 3-38; LaQuvionte Gonzalez 3-32; Jeremy Tabuyo 2-80; Edward Pope 2-13; Josh Reynolds 1-70; Brandon Williams 1-13. SMU-NELSON, Stephen 4-19; THOMPSON, D 3-72; HALVERSON, Nate 3-13; SUTTON, C 2-27; WALKER, Shelby 1-7; SEEKER, Luke 1-1.

INTERCEPTIONS: Texas A&M-None. SMU-RANDOLPH, S 1-0.

FUMBLES: Texas A&M-None. SMU-KRSTICH, Garrett 1-0.

2014 RECAPS AND BOXSCORES



— — **ARKANSAS** (3-2, 0-2 SEC) **28**
6/7 **TEXAS A&M** (5-0, 2-0 SEC) **35**

SATURDAY, SEPT. 27 • AT&T STADIUM • ARLINGTON, TEXAS
ATTENDANCE: 68,113 • TV: CBS

ARLINGTON (AP) — Kenny Hill and No. 6 Texas A&M provided quite a late thrill. Hill threw for 386 yards and four touchdowns, including a 25-yarder to Malcome Kennedy on the first play of overtime, and the undefeated Aggies rallied to beat Arkansas 35-28.

The Aggies trailed 28-14 before Hill threw two long scoring passes in the fourth quarter -- 86 yards to Edward Pope and 59 yards to Josh Reynolds, the later with 2:08 left only two plays after Arkansas missed a field goal.

After Hill's quick strike in overtime, Arkansas faced fourth-and-1 when a handoff went to Alex Collins, who finished with 131 yards rushing. But Collins was stuffed at the line by defensive end Julien Obioha.

Texas A&M had a chance to end the game in regulation, getting the ball back with 1:18 left and no timeouts. The Aggies got a quick first down on Kennedy's 13-yard catch, but let the clock run out while facing fourth-and-13 short of midfield -- and Kennedy got the big catch in overtime.

Hill completed 21 of 41 passes, with an interception in the fourth quarter that did not hurt the Aggies in the end. Pope finished with four catches for 151 yards and two touchdowns.

Pope's first TD was a leaping 8-yarder in the back of the end zone in the second quarter that tied it at 14.

On the 86-yarder with 11:59 left in regulation, defensive back Jared Collins fell down and left Pope running alone.

The Razorbacks failed to capitalize on Carroll Washington's interception, and the teams traded punts before Arkansas' John Henson was wide left on a 44-yard field goal attempt with 2:29 left.

Australian punter Sam Irwin-Hill ran 51 yards for a tiebreaking touchdown on a fake punt, and Brandon Allen turned a fake handoff into an easy scoring pass for the Razorbacks, who haven't beaten an SEC opponent since a 49-7 win over Kentucky on Oct. 13, 2012.

Allen was 15-of-27 passing for 199 yards, including his 44-yard TD to wide-open AJ Derby after the quarterback faked a handoff, and then briefly held the ball to his side before throwing downfield for a 28-14 lead with 5 minutes left in the third.

The big run by Irwin-Hill put the Razorbacks up 21-14 at halftime. On fourth-and-10 just short of midfield, he took the snap and swept left to a wide-open part of the field. Several teammates caught up and ran with him to the end zone, and it appeared that only one Texas A&M player even got a hand on Irwin-Hill.

	1	2	3	4	OT	SCORE
ARKANSAS	7	14	7	0	0	28
TEXAS A&M	7	7	0	14	7	35

SCORING SUMMARY

1ST	13:55	TAMU	Williams 13 yd run (Lambo kick)	4-49 / 1:05
	09:06	AR	Williams 9 yd run (Henson kick)	8-76 / 4:49
2ND	13:21	AR	Collins 50 yd run (Henson kick)	5-72 / 3:00
	10:06	TAMU	Pope 8 yd pass from Hill (Lambo kick)	9-65 / 3:15
	01:03	AR	Irwin-Hill 51 yd run (Henson kick)	8-78 / 1:24
3RD	05:02	AR	Derby 44 yd pass from Allen (Henson kick)	7-78 / 4:09
4TH	11:59	TAMU	Pope 86 yd pass from Hill (Lambo kick)	2-88 / 0:43
	02:08	TAMU	Reynolds 59 yd pass from Hill (Lambo kick)	2-73 / 0:21
OT	15:00	TAMU	Kennedy 25 yd pass from Hill (Lambo kick)	1-25 / 0:00

	ARK	TAMU
FIRST DOWNS	22	21
RUSHES-YARDS (NET)	47-285	27-137
PASSING YDS (NET)	199	386
Passes Att-Comp-Int	27-15-0	41-21-1
TOTAL OFFENSE PLAYS-YARDS	74-484	68-523
Fumble Returns-Yards	0-0	0-0
Punt Returns-Yards	1-7	1--1
Kickoff Returns-Yards	3-67	4-104
Interception Returns-Yards	1-0	0-0
Punts (Number-Avg)	7-43.4	6-40.8
Fumbles-Lost	3-1	0-0
Penalties-Yards	8-76	9-70
Possession Time	37:00	23:00
Third-Down Conversions	5 of 15	4 of 13
Fourth-Down Conversions	1 of 2	0 of 1
Red-Zone Scores-Chances	1-2	2-3
Sacks By: Number-Yards	0-0	0-0

RUSHING: *Arkansas*-Alex Collins 21-131; Jonathan Williams 18-95; Sam Irwin-Hill 1-51; Korliss Marshall 3-19; TEAM 1-minus 1; Brandon Allen 2-minus 4; AJ Derby 1-minus 6.
Texas A&M-Tra Carson 8-55; Kenny Hill 6-30; Trey Williams 9-26; Brandon Williams 2-19; Speedy Noil 1-10; Malcome Kennedy 1-minus 3.

PASSING: *Arkansas*-Brandon Allen 15-27-0-199. *Texas A&M*-Kenny Hill 21-41-1-386.

RECEIVING: *Arkansas*-Hunter Henry 4-36; AJ Derby 3-58; Keon Hatcher 3-35; Jared Cornelius 2-22; Kendrick Edwards 1-28; Jeremy Sprinkle 1-13; Cody Hollister 1-7. *Texas A&M*-Edward Pope 4-151; Josh Reynolds 4-89; Ricky Seals-Jones 4-29; Malcome Kennedy 3-44; Sabian Holmes 2-38; Trey Williams 1-15; Speedy Noil 1-8; Jeremy Tabuyo 1-6; Tra Carson 1-6.

INTERCEPTIONS: *Arkansas*-Carroll Washington 1-0. *Texas A&M*-None.

FUMBLES: *Arkansas*-Brandon Allen 2-1; Alex Collins 1-0. *Texas A&M*-None.



6/7 **TEXAS A&M** (5-1, 2-1 SEC) **31**
12/14 **MISSISSIPPI STATE** (5-0, 2-0 SEC) **48**

SATURDAY, OCT. 4 • DAVIS WADE STADIUM • STARKVILLE, MISS.
ATTENDANCE: 61,133 • TV: ESPN

STARKVILLE (AP) — Dak Prescott threw two touchdown passes, added three TD runs, and No. 12 Mississippi State overwhelmed No. 6 Texas A&M 48-31 as a new contender emerged in the SEC West.

The Bulldogs (5-0, 2-0 Southeastern Conference) jumped out to a 28-7 lead in the first half and never let Kenny Hill and the high-scoring Aggies (5-1, 2-1) get close enough to threaten the lead -- or quiet the Bulldogs fans and their clanging cowbells at Davis Wade Stadium.

Hill threw for 365 yards and four touchdowns, but was picked off three times by linebacker Richie Brown, who matched a school record.

Prescott first plowed into the end zone for two short TDs and pretty much sealed the deal for the Bulldogs with an 11-yard quarterback run that made it 48-17 in the fourth quarter. The junior finished 19 for 25 for 264 yards and ran for 77 yards.

	1	2	3	4	SCORE
TEXAS A&M	7	3	7	14	31
MISSISSIPPI STATE	14	14	13	7	48

SCORING SUMMARY

1ST	13:19	TAMU	Reynolds 13 yd pass from Hill (Lambo kick)	6-69 / 1:41
	10:30	MS	Robinson 1 yd run (Sobieski kick)	7-75 / 2:49
	00:13	MS	Robinson 2 yd run (Sobieski kick)	8-66 / 2:37
2ND	08:33	MS	Prescott 1 yd run (Sobieski kick)	11-87 / 4:49
	02:02	MS	Wilson 9 yd pass from Prescott (Sobieski kick)	8-47 / 2:44
	00:02	TAMU	Lambo 27 yd field goal	11-74 / 1:50
3RD	06:38	MS	Prescott 2 yd run (Sobieski kick blockd)	5-84 / 1:41
	03:33	TAMU	Noil 23 yd pass from Hill (Lambo kick)	9-78 / 2:57
	02:08	MS	Brown 51 yd pass from Prescott (Sobieski kick)	5-75 / 1:25
4TH	10:19	MS	Prescott 11 yd run (Sobieski kick)	3-25 / 1:15
	02:29	TAMU	Noil 6 yd pass from Hill (Lambo kick)	8-57 / 2:14
	01:25	TAMU	Reynolds 23 yd pass from Hill (Lambo kick)	4-49 / 1:00

	TAMU	MSU
FIRST DOWNS	28	26
RUSHES-YARDS (NET)	31-161	51-289
PASSING YDS (NET)	365	270
Passes Att-Comp-Int	62-37-3	26-20-0
TOTAL OFFENSE PLAYS-YARDS	93-526	77-559
Fumble Returns-Yards	0-0	0-0
Punt Returns-Yards	1-22	2-15
Kickoff Returns-Yards	5-86	2-46
Interception Returns-Yards	0-0	3-54
Punts (Number-Avg)	7-43.1	4-45.2
Fumbles-Lost	1-0	2-2
Penalties-Yards	5-38	3-20
Possession Time	29:41	30:19
Third-Down Conversions	5 of 17	5 of 11
Fourth-Down Conversions	1 of 3	0 of 0
Red-Zone Scores-Chances	3-4	6-6
Sacks By: Number-Yards	3-20	4-33

RUSHING: *Texas A&M*-Tra Carson 11-59; Trey Williams 4-53; Kenny Hill 12-35; Brandon Williams 4-14. *Mississippi State*-Josh Robinson 17-107; Dak Prescott 23-77; B.Holloway 5-76; Gabe Myles 2-29; Nick Griffin 1-2; Ashton Shumpert 1-0; Team 2-minus 2.

PASSING: *Texas A&M*-Kenny Hill 37-62-3-365. *Mississippi State*-Dak Prescott 19-25-0-259; Gabe Myles 1-1-0-11.

RECEIVING: *Texas A&M*- Ricky Seals-Jones 10-72; Boone Niederhofer 8-69; Josh Reynolds 7-66; Speedy Noil 3-50; Tra Carson 3-21; Edward Pope 2-38; Sabian Holmes 2-27; Kyron Parker 1-14; Jeremy Tabuyo 1-8. *Mississippi State*-D.Wilson 4-72; Fred Brown 3-69; Gabe Myles 3-15; Josh Robinson 3-13; Jamoral Graham 2-26; Fred Ross 1-22; Joe Morrow 1-22; Nick Griffin 1-17; Dak Prescott 1-11; Ashton Shumpert 1-3.

INTERCEPTIONS: *Texas A&M*-None. *Mississippi State*-Richie Brown 3-54.

FUMBLES: *Texas A&M*- Kenny Hill 1-0. *Mississippi State*-Jamoral Graham 1-1; Josh Robinson 1-1.

2014 RECAPS AND BOXSCORES



3/4 **OLE MISS** (6-0, 3-0 SEC) **35**
 14/14 **TEXAS A&M** (5-2, 2-2 SEC) **20**

SATURDAY, OCT. 11 • KYLE FIELD • COLLEGE STATION, TEXAS
ATTENDANCE: 110,633 • TV: ESPN

COLLEGE STATION (AP) — Bo Wallace ran for two scores and threw a touchdown pass and Mississippi's defense added two scores to help the third-ranked Rebels remain undefeated with a 35-20 victory over No. 14 Texas A&M.

Wallace gave Mississippi an early lead with touchdown runs on consecutive possession in the first quarter. Cody Prewitt returned an interception 75 yards for a score in the second quarter to make it 21-0.

A&M cut it to 14 in the third quarter, but Wallace answered with 33-yard touchdown pass and Mississippi padded the lead with a fumble return for a TD early in the fourth quarter.

Kenny Hill threw for 401 yards and two touchdowns, but also had two interceptions and a fumble for the Aggies, who lost for the second straight week after opening the season 5-0.

Wallace scored on a 4-yard run to give Mississippi a 7-0 lead in the first quarter. A 31-yard reception by Quincy Adebeyejo set up that score.

The Aggies had to punt on their next possession and pinned the Rebels at the 1. But Wallace orchestrated an easy nine play drive capped by a 10-yard scoring trot to make it 14-0 with about two minutes left in the first quarter.

Hill completed his first nine passes before the interception by Prewitt, who darted through traffic and wriggled out of a tackle attempt by the quarterback to return it 75 yards for a touchdown to push the lead to 21-0 early in the second quarter.

The Aggies faked a field goal late in the first quarter, but were stuffed for a 1-yard loss to leave them scoreless at halftime.

A 3-yard touchdown run by Trey Williams cut the lead to 21-7 with about seven minutes left in the third quarter. It was just the second score Mississippi's first-team defense had allowed all season. The Aggies converted a fourth down to keep that drive going.

Wallace made it 28-7 with a 33-yard touchdown pass to Adebeyejo late in the third quarter. Wallace kept things moving earlier in that possession with a 9-yard run on third down where he bowled over three A&M defenders.

Hill lost the ball on the first play of the fourth quarter and Lewis scooped it up and escaped the scrum to return it for the score, extending the lead to 35-7.

Josh Reynolds grabbed a 24-yard touchdown pass with about nine minutes left to get the Aggies to 35-14.

Texas A&M forced a punt and was driving when Senquez Golson intercepted a pass at the goal line. He leads the SEC with five interceptions and the team's 12 interceptions are also most in the league.

His second touchdown throw came when he found Sabian Holmes on a 13-yard pass on the last play of the game.

	1	2	3	4	SCORE
OLE MISS	14	7	7	7	35
TEXAS A&M	0	0	7	13	20

SCORING SUMMARY

1ST	09:32	OM	Wallace 4 yd run (Wunderlich kick)	5-69 / 1:25
	02:04	OM	Wallace 10 yd run (Wunderlich kick)	9-99 / 4:09
2ND	11:56	OM	Prewitt 75 yd interception return (Wunderlich kick)	
3RD	07:05	TAMU	Williams 3 yd run (Lambo kick)	14-58 / 4:17
	00:13	OM	Adebeyejo 33 yd pass from Wallace (Wunderlich kick)	9-65 / 4:04
4TH	14:48	OM	Lewis 21 yd fumble recovery (Wunderlich kick)	
	08:47	TAMU	Reynolds 24 yd pass from Hill (Lambo kick)	7-87 / 1:57
	00:00	TAMU	Holmes 13 yd pass from Hill	8-77 / 1:50

	OLE MISS	TAMU
FIRST DOWNS	17	27
RUSHES-YARDS (NET)	35-160	35-54
PASSING YDS (NET)	178	401
Passes Att-Comp-Int	19-13-0	53-42-2
TOTAL OFFENSE PLAYS-YARDS	54-338	88-455
Fumble Returns-Yards	1-21	0-0
Punt Returns-Yards	0-0	2-19
Kickoff Returns-Yards	2-59	4-81
Interception Returns-Yards	2-75	0-0
Punts (Number-Avg)	8-43.4	6-50.7
Fumbles-Lost	1-0	2-1
Penalties-Yards	2-20	6-52
Possession Time	27:20	32:40
Third-Down Conversions	2 of 10	7 of 18
Fourth-Down Conversions	0 of 0	2 of 3
Red-Zone Scores-Chances	2-2	2-2
Sacks By: Number-Yards	2-26	2-18

RUSHING: Ole Miss—Bo Wallace 14-50; Jaylen Walton 9-49; Mark Dodson 4-22; I'Tavius Mathers 4-18; Cody Core 1-13; Jordan Wilkins 2-7; Jeremy Liggins 1-1. **Texas A&M**—Tra Carson 11-29; Brandon Williams 8-16; Trey Williams 7-14; Conner McQueen 1-minus 1; Kenny Hill 8-minus 4.

PASSING: Ole Miss—Bo Wallace 13-19-0-178. **Texas A&M**—Kenny Hill 42-53-2-401.

RECEIVING: Ole Miss—Laquon Treadwell 5-53; Quincy Adebeyejo 2-64; Vince Sanders 2-14; Quintavius Burdette 2-11; Evan Ingram 1-18; Cody Core 1-18. **Texas A&M**—Speedy Noil 11-105; Ricky Seals-Jones 7-84; Josh Reynolds 6-74; Trey Williams 5-41; Edward Pope 5-30; Cameron Clear 3-23; Boone Niederhofer 3-17; Brandon Williams 1-14; Sabian Holmes 1-13.

INTERCEPTIONS: Ole Miss—Cody Prewitt 1-75; Senquez Golson 1-0. **Texas A&M**—None.

FUMBLES: Ole Miss—Bo Wallace 1-0. **Texas A&M**—Ricky Seals-Jones 1-0; Kenny Hill 1-1.



21/21 **TEXAS A&M** (5-3, 2-3 SEC) **0**
 7/7 **ALABAMA** (6-1, 3-1 SEC) **59**

SATURDAY, OCT. 18 • BRYANT-DENNY STADIUM • TUSCALOOSA, ALA.
ATTENDANCE: 101,821 • TV: CBS

TUSCALOOSA (AP) — Blake Sims passed for 268 yards and three touchdowns and scored on a 43-yard run while leading No. 7 Alabama to 35 second-quarter points and a 59-0 win over No. 21 Texas A&M.

The Crimson Tide shut down the nation's No. 4 offense and dominated a game that had produced two straight thrillers.

Led by Sims, T.J. Yeldon and Amari Cooper, Alabama outgained the Aggies 602-172. Texas A&M has lost its past three games, all to teams now ranked in the top 10.

Alabama set a school record for most points in a quarter and matched the second-most scored in a half while racing to a 45-0 halftime lead.

Yeldon had 114 yards and two touchdowns on 13 carries, all in the first half. Cooper gained 140 yards on eight catches with a pair of touchdowns.

	1	2	3	4	SCORE
TEXAS A&M	0	0	0	0	0
ALABAMA	10	35	7	7	59

SCORING SUMMARY

1ST	11:07	UA	Griffith 21 yd field goal	10-71 / 3:53
	04:38	UA	Yeldon 9 yd run (Griffith kick)	11-72 / 4:52
2ND	13:36	UA	Yeldon 1 yd run (Griffith kick)	10-84 / 4:43
	11:06	UA	Sims 43 yd run (Griffith kick)	4-64 / 0:45
	05:26	UA	Henry 8 yd run (Griffith kick)	11-80 / 3:41
	04:10	UA	Cooper 24 yd pass from Blake Sims (Griffith kick)	1-24 / 0:05
	00:22	UA	Henry 41 yd pass from Sims (Griffith kick)	5-60 / 1:51
3RD	11:47	UA	Cooper 45 yd pass from Sims (Griffith kick)	3-57 / 1:13
4TH	04:16	UA	Flournoy-Smith 14 yd pass from Coker (Scott kick)	9-57 / 4:41

	TAMU	ALA
FIRST DOWNS	8	30
RUSHES-YARDS (NET)	24-31	45-298
PASSING YDS (NET)	141	304
Passes Att-Comp-Int	31-19-1	35-21-0
TOTAL OFFENSE PLAYS-YARDS	55-172	80-602
Fumble Returns-Yards	0-0	0-0
Punt Returns-Yards	2-18	3-53
Kickoff Returns-Yards	8-198	0-0
Interception Returns-Yards	0-0	1-1
Punts (Number-Avg)	9-45.0	4-50.0
Fumbles-Lost	1-0	0-0
Penalties-Yards	2-6	0-0
Possession Time	23:29	36:31
Third-Down Conversions	2 of 13	9 of 15
Fourth-Down Conversions	0 of 2	1 of 1
Red-Zone Scores-Chances	0-1	5-5
Sacks By: Number-Yards	1-4	6-27

RUSHING: Texas A&M—Brandon Williams 4-21; Trey Williams 3-12; Tra Carson 5-6; James White 1-4; Kyle Allen 1-minus 1; Kenny Hill 10-minus 11. **Alabama**—T.J. Yeldon 13-114; Derrick Henry 10-70; Blake Sims 4-54; Tyren Jones 9-34; Altee Tenpenny 8-30; Jake Coker 1-minus 4.


PASSING: Texas A&M—Texas A&M—Kenny Hill 17-26-1-138; Kyle Allen 2-5-0-3. **Alabama**—Blake Sims 16-27-0-268; Jake Coker 5-8-0-36.

RECEIVING: Texas A&M—Speedy Noil 4-32; Malcome Kennedy 4-4; Josh Reynolds 3-42; Boone Niederhofer 3-34; Edward Pope 2-22; Sabian Holmes 1-4; Brandon Williams 1-2; James White 1-1. **Alabama**—Amari Cooper 8-140; T.J. Yeldon 3-45; DeAndrew White 3-30; Cam Sims 3-14; Derrick Henry 1-41; Flournoy-Smith 1-14; Jalston Fowler 1-12; A. Stewart 1-8.

INTERCEPTIONS: Texas A&M—None. **Alabama**—Reggie Ragland 1-1.

FUMBLES: Texas A&M—Josh Reynolds 1-0. **Alabama**—None.

2014 RECAPS AND BOXSCORES



—/— **ULM** (3-5) **16**
—/— **TEXAS A&M** (6-3) **21**

SATURDAY, NOV. 1 • KYLE FIELD • COLLEGE STATION, TEXAS
ATTENDANCE: 100,922 • TV: SEC NETWORK

COLLEGE STATION (AP) — Freshman Kyle Allen threw for 106 yards and a touchdown in his first career start and Texas A&M held on for a 21-16 win over Louisiana-Monroe.

Allen, who had two turnovers, started in place of Kenny Hill, who was suspended for two games for violating team rules and athletic department policies. The suspension was announced about an hour before the game.

The Aggies led 21-10 at halftime but couldn't get anything going offensively in the second half. The Warhawks scored the only points of the second half on a pair of field goals.

Texas A&M bounced back from a 59-0 loss to Alabama and snapped a three-game skid with the victory. The win also makes the Aggies bowl-eligible for a school-record sixth straight year.

Pete Thomas threw for 246 yards and Justin Manton made three field goals for Louisiana-Monroe.

Texas A&M freshman Myles Garrett led the defense on Saturday with 3 1/2 sacks to give him 11 this season and break Jadeveon Clowney's SEC freshman sack record of eight set in 2011 at South Carolina.

Freshman Speedy Noil made a highlight-reel play when he knocked a pass out of the hands of a defender who had deflected it and grabbed the ball in the end zone for a 39-yard touchdown reception about a minute before halftime to give A&M a 21-7 lead.

A 51-yard field goal by the Warhawks' Justin Manton cut the lead to 21-10 at halftime. A 23-yard field goal by Manton cut the lead to 21-13 at the start of the fourth quarter. Allen was sacked by Cody Robinson on the next offensive play and he fumbled. The ball was recovered by Hunter Kissinger to give Louisiana-Monroe the ball at the Texas A&M 38.

They converted a fourth-and-2 to get down to the 6-yard line, but their offense stalled after that and they settled for a 22-yard field goal, Manton's third of the game, to make it 21-16.

Texas A&M took the lead when Brandon Williams flipped into the end zone on a 1-yard run on the opening drive to make it 7-0.

Louisiana-Monroe evened the score when Centarius Donald scored from 1-yard out early in the second quarter. That play was set up by a bit of trickery when Thomas shoveled the ball to receiver Kenzee Jackson, who threw an 8-yard pass to the quarterback.

The Aggies went back on top when Tra Carson got caught in some traffic, changed direction and slipped away from three defenders on a 5-yard touchdown run to make it 14-7. The Aggies had great field position on that drive thanks to a 39-yard punt return by Noil.

	1	2	3	4	SCORE
ULM	0	10	0	6	16
TEXAS A&M	7	14	0	0	21

SCORING SUMMARY

1ST	10:44	TAMU	B. Williams 1 yd run (Lambo kick)	13-75 / 4:16
2ND	13:56	ULM	Donald 1 yd run (Manton kick)	8-90 / 3:35
	05:05	TAMU	Carson 5 yd run (Lambo kick)	3-12 / 0:51
	01:05	TAMU	Noil 39 yd pass from Allen (Lambo kick)	8-58 / 2:33
	00:01	ULM	Manton 51 yd field goal	6-29 / 1:04
4TH	14:58	ULM	Manton 23 yd field goal	17-76 / 6:23
	10:26	ULM	Manton 22 yd field goal	11-33 / 4:17

	ULM	TAMU
FIRST DOWNS	19	16
RUSHES-YARDS (NET)	30-78	41-137
PASSING YDS (NET)	269	106
Passes Att-Comp-Int	49-28-1	28-13-1
TOTAL OFFENSE PLAYS-YARDS	79-347	69-243
Fumble Returns-Yards	0-0	0-0
Punt Returns-Yards	1-8	4-61
Kickoff Returns-Yards	2-20	4-62
Interception Returns-Yards	1-0	1-0
Punts (Number-Avg)	7-34.3	7-42.4
Fumbles-Lost	0-0	1-1
Penalties-Yards	4-20	2-26
Possession Time	33:47	26:13
Third-Down Conversions	7 of 19	7 of 17
Fourth-Down Conversions	2 of 3	2 of 2
Red-Zone Scores-Chances	3-3	2-3
Sacks By: Number-Yards	3-27	7-19

RUSHING: **ULM**-Thomas, Pete 19-44; Donald, Centarius 9-33; Cain, Tyler 2-1. **TEXAS A&M**-Brandon Williams 19-71; Tra Carson 13-47; Kyle Allen 6-12; James White 1-11; TEAM 2-minus 4.

PASSING: **ULM**-Thomas, Pete 26-47-1-246; Brown, Brayle 1-1-0-15; Jackson, Kenzee 1-1-0-8. **TEXAS A&M**-Kyle Allen 13-28-1-106.

RECEIVING: **ULM**-Jackson, Kenzee 8-87; Holley, Ajalen 7-42; Ceaser, Rashon 5-99; Cain, Tyler 3-5; Donald, Centarius 1-13; Scioneaux, Harley 1-9; Thomas, Pete 1-8; Brown, Brayle 1-6; Haggerty, De'Vonte 1-0. **TEXAS A&M**-Speedy Noil 5-69; Edward Pope 2-15; Josh Reynolds 2-15; Malcome Kennedy 1-4; James White 1-2; Jeremy Tabuyo 1-1; Brandon Williams 1-0.

INTERCEPTIONS: **ULM**-Jackson, Kenzee 1-0. **TEXAS A&M**-Armani Watts 1-0.

FUMBLES: **ULM**-None. **TEXAS A&M**-Kyle Allen 1-1.



—/— **TEXAS A&M** (7-3, 3-3 SEC) **41**
3/3 **AUBURN** (7-2, 4-2 SEC) **38**

SATURDAY, NOV. 8 • JORDAN-HARE STADIUM • AUBURN, ALA.
ATTENDANCE: 87,451 • TV: CBS

AUBURN, Ala (AP) — Freshman Kyle Allen threw four touchdown passes in the first half and Texas A&M recovered two fumbles in the final minutes to cap a 41-38 upset of No. 3 Auburn, likely ending the Tigers' playoff hopes.

The Aggies, who came in as 23-point underdogs, pulled off the kind of dramatic finish that had become an Auburn trademark.

The Tigers twice appeared to be driving toward a go-ahead touchdown before coughing it up on plays that never really got going. First, Julien Obioha won a scramble for the ball after Nick Marshall and Cameron Artis-Payne got tangled up in the backfield.

Then, the Tigers drove inside the Texas A&M 30 for one more shot. Marshall appeared to be still calling the play when center Reese Dismukes snapped it. Alonzo Williams recovered with 54 seconds left.

	1	2	3	4	SCORE
TEXAS A&M	14	21	3	3	41
AUBURN	14	3	7	14	38

SCORING SUMMARY

1ST	13:32	TAMU	Kennedy 60 yd pass from Allen (Lambo kick)	4-75 / 1:28
	12:53	TAMU	Reynolds 36 yd pass from Allen (Lambo kick)	3-58 / 0:31
	07:16	AU	Artis-Payne 2 yd run (Carlson kick)	13-75 / 5:29
	02:32	AU	Artis-Payne 34 yd run (Carlson kick)	7-80 / 2:32
2ND	13:29	TAMU	Seals-Jones 23 yd pass from Allen (Lambo kick)	11-94 / 3:51
	10:29	TAMU	Reynolds 7 yd pass from Allen (Lambo kick)	5-68 / 1:20
	04:14	AU	Carlson 30 yd field goal	14-62 / 6:15
	00:00	TAMU	Everett 65 yd blocked FG return (Lambo kick)	
3RD	04:41	AU	Marshall 1 yd run (Carlson kick)	8-69 / 2:36
	00:47	TAMU	Lambo 22 yd field goal	9-71 / 3:54
4TH	14:54	AU	Bray 31 yd pass from Marshall (Carlson kick)	4-75 / 0:53
	07:54	TAMU	Lambo 27 yd field goal	13-76 / 6:49
	06:42	AU	Marshall 6 yd run (Carlson kick)	4-75 / 1:12

	TAMU	AUB
FIRST DOWNS	22	31
RUSHES-YARDS (NET)	35-176	59-363
PASSING YDS (NET)	277	219
Passes Att-Comp-Int	29-19-1	21-15-0
TOTAL OFFENSE PLAYS-YARDS	64-453	80-582
Fumble Returns-Yards	0-0	0-0
Punt Returns-Yards	2-2	1-9
Kickoff Returns-Yards	5-110	3-46
Interception Returns-Yards	0-0	1-0
Punts (Number-Avg)	3-54.7	2-42.0
Fumbles-Lost	1-0	3-3
Penalties-Yards	5-47	8-65
Possession Time	27:20	32:40
Third-Down Conversions	4 of 10	7 of 11
Fourth-Down Conversions	0 of 0	0 of 0
Red-Zone Scores-Chances	3-3	4-5
Sacks By: Number-Yards	2-17	1-2

RUSHING: **TEXAS A&M**-Brandon Williams 12-68; Trey Williams 10-64; Tra Carson 9-49; Kyle Allen 2-minus 1; TEAM 2-minus 4. **AUBURN**-C. Artis-Payne 30-221; Nick Marshall 18-67; Ricardo Louis 4-50; Roc Thomas 5-24; Corey Grant 1-2; TEAM 1-minus 1.

PASSING: **TEXAS A&M**-Kyle Allen 19-29-1-277. **AUBURN**-Nick Marshall 15-21-0-219.

RECEIVING: **TEXAS A&M**-Josh Reynolds 6-88; Ricky Seals-Jones 6-46; Malcome Kennedy 4-118; Speedy Noil 1-16; Brandon Williams 1-5; Trey Williams 1-4. **AUBURN**-Quan Bray 6-65; Sammie Coates 2-58; Ricardo Louis 2-50; Melvin Ray 1-18; C.J. Uzomah 1-12; D. Williams 1-11; Corey Grant 1-8; C. Artis-Payne 1-minus 3.

INTERCEPTIONS: **TEXAS A&M**-None. **AUBURN**-J. Whitehead 1-0.

FUMBLES: **TEXAS A&M**-Speedy Noil 1-0. **AUBURN**-Nick Marshall 1-1; TEAM 1-1; C. Artis-Payne 1-1.

2014 RECAPS AND BOXSCORES



—/— **MISSOURI** (8-2, 5-1 SEC) **34**
 —/— **TEXAS A&M** (7-4, 3-4 SEC) **27**

SATURDAY, NOV. 15 • KYLE FIELD • COLLEGE STATION, TEXAS
ATTENDANCE: 104,756 • TV: SEC NETWORK

COLLEGE STATION, Texas (AP) -- Russell Hansbrough ran for a career-high 199 yards and two touchdowns to help Missouri to a 34-27 win over Texas A&M on Saturday night.

Missouri scored 28 points in the third quarter to erase a seven-point halftime deficit and take a 34-20 lead.

The Aggies got within a touchdown early in the fourth quarter and had a chance to tie it with less than three minutes remaining, but lost a yard on fourth down from the Missouri 1.

The Tigers then ran out the clock to secure their fourth straight win and remain in first place in the SEC East.

Kyle Allen threw for 237 yards with three touchdowns and an interception for Texas A&M.

	1	2	3	4	SCORE
MISSOURI	3	3	28	0	34
TEXAS A&M	3	10	7	7	27

SCORING SUMMARY

1ST	08:53	MU	Baggett 38 yd field goal	9-60 4:36
	07:18	TAMU	Lambo 40 yd field goal	4-3 1:35
2ND	09:40	TAMU	Reynolds 24 yd pass from Kyle Allen (Lambo kick)	5-64 1:20
	04:30	MU	Baggett 35 yd field goal	13-58 5:10
	00:00	TAMU	Lambo 31 yd field goal	5-39 0:58
3RD	11:47	MU	White 16 yd pass from Mauk (Baggett kick)	8-77 3:13
	10:46	TAMU	Reynolds 56 yd pass from Allen (Lambo kick)	3-68 1:01
	09:07	MU	Hansbrough 49 yd run (Baggett kick)	6-75 1:39
	05:41	MU	Hansbrough 45 yd run (Baggett kick)	6-80 1:53
	00:43	MU	Witter 16 yd run (Baggett kick)	8-80 3:18
4TH	11:04	TAMU	Kennedy 4 yd pass from Allen (Lambo kick)	12-57 4:39

	MU	TAMU
FIRST DOWNS	32	18
RUSHES-YARDS (NET)	49-335	27-104
PASSING YDS (NET)	252	237
Passes Att-Comp-Int	40-23-1	36-24-1
TOTAL OFFENSE PLAYS-YARDS	89-587	63-341
Fumble Returns-Yards	0-0	0-0
Punt Returns-Yards	2-2	0-0
Kickoff Returns-Yards	1-22	4-129
Interception Returns-Yards	1-0	1-36
Punts (Number-Avg)	2-35.0	5-43.2
Fumbles-Lost	0-0	3-0
Penalties-Yards	12-81	4-44
Possession Time	37:30	22:30
Third-Down Conversions	13 of 21	4 of 14
Fourth-Down Conversions	1 of 2	2 of 3
Red-Zone Scores-Chances	3-3	2-3
Sacks By: Number-Yards	3-14	0-0

RUSHING: Missouri-Russell Hansbrough 20-199; Murphy, Marcus 20-88; Witter, Ish 4-34; Mauk, Maty 3-18; **TEAM** 2-minus 4. **Texas A&M**-Tra Carson 10-56; Trey Williams 4-35; Brandon Williams 7-8; Kyle Allen 6-5.

PASSING: Missouri-Mauk, Maty 23-40-1-252. **Texas A&M**-Kyle Allen 24-35-1-237; Tra Carson 0-1-0-0.

RECEIVING: Missouri-Sasser, Bud 6-83; White, Darius 6-55; Hunt, Jimmie 5-85; Murphy, Marcus 5-23; Culkin, Sean 1-6. **Texas A&M**-Josh Reynolds 5-125; Ricky Seals-Jones 4-20; Speedy Noil 3-36; Malcome Kennedy 3-22; Brandon Williams 2-9; Edward Pope 2-7; Trey Williams 2-2; Tra Carson 1-10; Boone Niederhofer 1-7; Cameron Clear 1-minus 1.

INTERCEPTIONS: Missouri-Simon, Ian 1-0. **Texas A&M**-Armani Watts 1-36.

FUMBLES: Missouri-None. **Texas A&M**-Kyle Allen 1-0; Brandon Alexander 1-0; Trey Williams 1-0.