



ALABAMA

CRIMSON TIDE FOOTBALL

15 NATIONAL CHAMPIONSHIPS | 110 FIRST TEAM ALL-AMERICANS | 61 BOWL APPEARANCES | 34 BOWL VICTORIES | 23 SEC CHAMPIONSHIPS

4/4 ALABAMA (7-1, 4-1 SEC)

Aug. 30	vs. West Virginia (ABC/ESPN2)	W, 33-23
Sept. 6	Florida Atlantic (SEC Network)	W, 41-0
Sept. 13	Southern Miss (ESPN2)	W, 52-12
Sept. 20	*Florida (CBS)	W, 42-21
Oct. 4	*at 11/11 Ole Miss (CBS)	L, 17-23
Oct. 11	*at Arkansas (ESPN)	W, 14-13
Oct. 18	*21/21 Texas A&M (CBS)	W, 59-0
Oct. 25	*at Tennessee (ESPN2)	W, 34-20
Nov. 8	*at 14/15 LSU	7 p.m.
Nov. 15	*1/1 Mississippi State	TBA
Nov. 22	Western Carolina	TBA
Nov. 29	*3/3 Auburn	TBA

14/15 LSU (7-2, 3-2 SEC)

Aug. 30	vs. 14/19 Wisconsin (ESPN)	W, 28-24
Sept. 6	Sam Houston State (SEC Network)	W, 56-0
Sept. 13	UL-Monroe (ESPNU)	W, 31-0
Sept. 20	*RV/RV Mississippi State	L, 29-34
Sept. 27	New Mexico State	W, 63-7
Oct. 4	*5/5 at Auburn	L, 7-41
Oct. 11	*at Florida	W, 30-27
Oct. 18	*RV/RV Kentucky	W, 41-3
Oct. 25	*3/3 Ole Miss	W, 10-7
Nov. 8	*4/4 Alabama (CBS)	7 p.m.
Nov. 15	*at Arkansas (ESPN2)	7 p.m.
Nov. 27	*at Texas A&M (ESPN)	6:30 p.m.

*Conference Game
All times are Central and subject to change
Rankings listed are AP followed by the Amway Coaches Poll

ON THE AIR

TELEVISION

CBS
Play-by-Play: Verne Lundquist
Color Analyst: Gary Danielson
Sideline: Allie LaForce



RADIO

Crimson Tide Sports Network
Play-by-Play: Eli Gold
Color Analyst: Phil Savage
Sideline: Chris Stewart





SATELLITE RADIO

CTSN on Sirius: 113
CTSN on XM: 85



NATIONAL RADIO
ESPN Radio

	GAME 9	
	Date Saturday, Nov. 8 Time 7 p.m. CT Location Baton Rouge, La. Venue Tiger Stadium Capacity 102,321 Television CBS Series Record .. UA leads 48-25-5 Last Meeting Nov. 9, 2013 Alabama 38, LSU 17	

THE GAME: The No. 4/4 University of Alabama football team ventures to Tiger Stadium Saturday, Nov. 8, to take on the No. 14/15 LSU Tigers. The game between the Crimson Tide and Tigers pits two ranked team for the eighth straight year and will kick off at 7 p.m. CT on CBS. Verne Lundquist will serve as the play-by-play announcer, with Gary Danielson at his side as the color analyst. The two will be joined by sideline reporter Allie LaForce. Eli Gold and Phil Savage will handle the radio call on the Crimson Tide Sports Network, with Chris Stewart serving as sideline reporter.

RANKINGS: Alabama enters week 11 of the 2014 season ranked fourth in both the *Associated Press* and Amway Coaches polls while being ranked No. 5 in the College Football Playoff Committee rankings. LSU is ranked 14th in the AP poll, 15th in the Amway Coaches poll and 16th in the CFPC rankings.

LSU: LSU enters the SEC Western Division showdown with a 7-2 overall record and a 3-2 mark in Southeastern Conference play. The Bengal Tigers are led by 10th-year head coach Les Miles and are coming off of a bye week preceded by a 10-7 victory over No. 3 Ole Miss in Baton Rouge. LSU boasts one of the nation's best rushing attacks (24th nationally) with a three-pronged assault from Leonard Fournette (657 yards), Terrence Magee (418 yards) and Kenny Hilliard (416 yards). Anthony Jennings has started 7-of-8 games for LSU at quarterback while completing 50.0 percent of his passes for 1,190 yards with eight touchdowns and five interceptions. Travin Dural leads all receivers with 676 yards and seven touchdowns.

SERIES HISTORY: Alabama leads the series with LSU, 48-25-5, and has won three straight and five of seven in the series after a 38-17 win inside Bryant-Denny Stadium last season. The Crimson Tide actually own a 26-9-2 record in Baton Rouge and a 27-9-3 record in the state of Louisiana. The Tide owns a 10-9 edge in the series in Tuscaloosa while Alabama boasts a 21-16-2 record in the state of Alabama. The biggest win in the series for Alabama was a 21-0 victory in the 2012 Allstate BCS Championship Game (2011 season) in New Orleans after LSU had pulled out a 9-6 overtime win during the regular season.

NEXT GAME: Alabama welcomes No. 1 ranked Mississippi State to Bryant-Denny Stadium on Nov. 15. It will be the 99th meeting in the series that is led 76-18-3 by the Crimson Tide. UA has won six straight in the series by an average of 22.4 points per game (29.2-6.8). The Tide posted a 20-7 victory last year in Starkville and a 38-7 win in the Bulldogs' last trip to Tuscaloosa.

CRIMSON TIDE FOOTBALL MEDIA SERVICES

Monday	Tuesday	Wednesday	Thursday	Friday	Saturday	Sunday
MEDIA DAY 12 p.m. - Coach Saban 12:30 p.m. - Players PRACTICE TBA - Viewing No Availability	PRACTICE 1 p.m. - Players TBA - Viewing	SEC COACHES TELECONFERENCE 10:40 a.m. PRACTICE TBA - Viewing TBA - Coach Saban TBA - Players	NO MEDIA AVAILABILITY	NO MEDIA AVAILABILITY	LSU 7 P.M. CT CBS	OFF DAY



@ALABAMAFTBL



@ALABAMAFBL



@ALABAMAFTBL

MONDAY

12 p.m. CT - Coach Saban Press Conference – Alabama head coach Nick Saban will be available to the media for his weekly press conference in the Naylor Stone Media Room in the Mal Moore Building at 12 p.m. The audio of Coach Saban’s media briefing can also be heard by teleconference by calling 1-800-973-1544 (password is U of A). Selected players that have been requested 24 hours in advance will be available in the Naylor Stone Media Room following Coach Saban’s press conference at 12:30 p.m. Player requests should be made by e-mailing Josh Maxson (jmaxson@ia.ua.edu) or calling 1-205-348-7496 no later than 5 p.m. CT on Sunday.

MONDAY PRESS CONFERENCE SCHEDULE

12 p.m. Coach Saban
 12:30 p.m. Selected Players

3 p.m. CT – Game notes and press conference quotes/video posted on RollTide.com.

Crimson Tide Video Uplink – The Crimson Tide Sports Network will provide game highlights of Coach Saban’s news conference and player interviews through its FTP site following the conclusion of the press conference. Please contact the Alabama athletics communications office for details.

TBA – Practice at the Thomas-Drew Practice Fields (limited viewing period at beginning; no media availability following practice).

TUESDAY

1 p.m. CT – Selected players available in the Naylor Stone Media Room

TBA – Practice at the Thomas-Drew Practice Fields (limited viewing period at beginning).

WEDNESDAY

10-12:10 a.m. – SEC Weekly Teleconference – Nick Saban (10:40-10:50 a.m.) - 1-877-381-5694 (Confidential). Contact SEC Office 1-205-458-3000 for weekly passcode to access the call.

TBA – Practice at the Thomas-Drew Practice Fields (limited viewing period at beginning).

TBA – Coach Saban available to the media following practice in the Naylor Stone Media Room.

TBA – Selected players available to the media following practice in the Naylor Stone Media Room.

THURSDAY

No media availability

FRIDAY

No media availability

ON THE INTERNET

RollTide.com – Alabama’s official athletics web site serves as a resource for in-depth information on current and historical Crimson Tide student-athletes, coaches and teams. The football page includes links to rosters, coaching staff, notes packages, practice reports and schedules as well as Tide TV and all of Alabama’s rich football history and tradition.

SECsportsmedia.com – Media covering the Southeastern Conference have its own web site to get the latest information on the league. Through the services of Sports Systems, Inc., the site has the latest updated standings, results, schedules, statistics, notes and PDF versions of all SEC releases and media guides. On the site, the SEC has a digital image platform that provides access to the SEC’s latest photographs, images, logos and links to all of the SEC school media web sites and home pages.

ALABAMA PLAYERS: Interview requests for Alabama players should be made through Josh Maxson. Josh can be reached at 1-205-348-7496 or by e-mail at jmaxson@ia.ua.edu. Player interviews are usually conducted at Monday’s press conference beginning at 12:30 p.m. and following practice on Tuesday and Wednesday. All player requests for Monday’s press conference need to be made by 5 p.m. on the Sunday before, so proper notice can be given to the players. Players are off limits for interviews beginning on Thursday.

GAME CREDENTIALS: Media should apply for credentials at www.rolltide.com/media. All credentials are held at media will call, which is located in the northwest corner of Bryant-Denny Stadium at Ticket Window 8 which is located next to Gate 3. The media will call window opens three hours prior to kickoff. Any questions can be directed to Roots Woodruff or Josh Maxson.

ALABAMA ATHLETICS COMMUNICATIONS

Phone: 205-348-6084

Fax: 205-348-8841

Associate Athletic Director for Athletics Communications:

Doug Walker (Football)
 Office: 205-348-7245
 e-mail: dwalker@ia.ua.edu

Associate Director of Athletics Communications:

Josh Maxson (Football)
 Office: 205-348-7496
 e-mail: jmaxson@ia.ua.edu

Associate Director of Athletics Communications:

Roots Woodruff (Credentials)
 Office: 205-348-2088
 e-mail: rwoodruff@ia.ua.edu

Associate Athletic Director for Football Communications:

Jeff Purinton (Football)
 Office: 205-348-3631
 e-mail: jpurinton@ia.ua.edu

Director of Athletics Communications:

Jessica Paré
 Office: 205-348-3673
 e-mail: jpare@ia.ua.edu

Assistant Director of Athletics Communications:

Nathan Sheehan
 Office: 205-348-6734
 e-mail: nsheehan@ia.ua.edu

Associate Director of Athletics Communications:

Aaron Jordan
 Office: 205-348-5401
 e-mail: ajordan@ia.ua.edu

ALABAMA DEGREES: Alabama's success on the field over the past seven seasons under the direction of head coach Nick Saban has coincided with the Crimson Tide's success in the classroom. The 2014 squad features 15 players who already have degrees in hand when the 2014 season began (see chart below). That number is equal to Boston College for the most in the Football Bowl Subdivision in 2014. Over the past seven seasons (2008-present) Alabama has seen **117 degrees earned (graduate and undergraduate)** by players still suiting up for the Crimson Tide after already having graduated.

Team	Degrees
1. ALABAMA	15
Boston College	15
3. Utah State	13
Cincinnati	13
Minnesota	13
6. Virginia	11
7. East Carolina	10
UNLV	10
9. South Carolina	9
Penn State	9
Maryland	9
San Jose State	9

SEVEN IN SEARCH OF GRADUATE DEGREE: Alabama also has seven players finishing master's degrees this fall. The group finishing their masters include Jalston Fowler (Sports Management), Arie Kouandjio (Economics), Nick Perry (Sports Management), Brian Vogler (Sports Management), Austin Shepherd (Marketing), Daniel Geddes (Sports Management) and MK Taylor (Sports Management).

ALABAMA FIFTH IN LATEST COLLEGE FOOTBALL PLAYOFF RANKING: Alabama is ranked No. 4 this week in both the Associated Press and Amway Coaches polls and comes in at No. 5 in the latest College Football Playoff rankings released on Tuesday, Nov. 4, by the College Football Playoff committee. The Southeastern Conference's Western Division had five teams in the top 16 of the rankings. Mississippi State is ranked No. 1 followed by Florida State, Auburn and Oregon. The Crimson Tide is fifth, followed by TCU, Kansas State at No. 7, Michigan State, Arizona State and Notre Dame. LSU is 16th.

NICK SABAN COACHES 100th GAME AT ALABAMA: Alabama's game at Arkansas on Oct. 11, marked the 100th of Nick Saban's career at Alabama. His record on the field for those 100 games was 84-16 for an .840 winning percentage. He joined Paul "Bear" Bryant (287) and Frank Thomas (146) as the only coaches to coach 100 or more games at Alabama.

FIRST-TIME STARTERS: Six players made their first career starts against West Virginia, including four on defense and two on offense. Freshman Cam Robinson became the first true freshman to start at left tackle since first-round pick Andre Smith in 2006. Blake Sims made his first start at quarterback and threw for 250 yards while completing 72.7 percent of his passes. On the defensive side of the football, defensive ends Jonathan Allen and D.J. Pettway along with linebackers Reuben Foster and Reggie Ragland made their first start for the Tide. Alphonse

PRONUNCIATION GUIDE

XZAVIER Dickson	X-zay-vee-er
Malcolm FACIANE	Fay-shon
Ty FLOURNOY-Smith	Fluh-noy
J.C. HASSENAUER	Haas-en-our
Derek KIEF	Keef
KORREN KIRVEN	CORE-in CURVE-in
ARIE KOUANDJIO	R-ee Kwon-joe
Isaac LUATUA	Lew-uh-too-uh
Ross PIERSCHBACHER	Piersch-bacher
JARRAN Reed	Jer-in
Bradley SYLVE	Silve
ALTEE TENPENNY	Al-TEE Ten-penny
Brian VOGLER	VO-glur

ALABAMA FOOTBALL

QUICK FACTS

Location	Tuscaloosa, Ala.
Enrollment	36,155
Founded	April 12, 1831
Conference	Southeastern (West)
Colors	Crimson and White
Nickname	Crimson Tide
President	Dr. Judy Bonner
Athletic Director	Bill Battle
Faculty Athletics Representative	Dr. Kevin Whitaker

FOOTBALL HISTORY

First Season	1892
All-Time Record	845-324-43 (.715)
All-Time SEC Record	376-166-20 (.687)
National Championships	15
SEC Championships	23
First Team All-Americans	110 players, 129 times
First Team All-Conference	225 players, 298 times
Bowl Appearances	61
Bowl Victories	34

COACHING STAFF

Head Coach	Nick Saban
Alma Mater	Kent State, 1973
Collegiate Career Record (Years)	172-58-1 (19)
Alabama Record (Years)	81-16 (8)
Offensive Coordinator	Lane Kiffin
Alma Mater	Fresno State, 1998
Defensive Coordinator	Kirby Smart
Alma Mater	Georgia, 1999

TEAM INFORMATION

2013 Overall Record	11-2
2013 SEC Record/Finish	7-1/Second (West)
2013 Bowl	Allstate Sugar Bowl
Bowl Result	Oklahoma 45, Alabama 31
Final Ranking	No. 7 Associated Press No. 8 USA TODAY Coaches

SOUTHEASTERN CONFERENCE STANDINGS

EASTERN DIVISION

School	Overall	SEC
Missouri	7-2	4-1
Georgia	6-2	4-2
Florida	4-3	3-3
Kentucky	5-4	2-4
South Carolina	4-5	2-5
Tennessee	4-5	1-4
Vanderbilt	3-6	0-5

WESTERN DIVISION

School	Overall	SEC
Mississippi State	8-0	5-0
ALABAMA	7-1	4-1
Auburn	7-1	4-1
Ole Miss	7-2	4-2
LSU	7-2	3-2
Texas A&M	6-3	2-3
Arkansas	4-5	0-5



COLLEGE FOOTBALL PLAYOFF RANKINGS

The College Football Playoff was introduced this season with the first rankings being released on Oct. 28. The selection committee members will meet weekly, in person, on Mondays and Tuesdays to produce rankings. The committee's rankings will be announced on ESPN each Tuesday evening for the final five weeks of the season. The final rankings will be announced on Dec. 7.

COLLEGE FOOTBALL PLAYOFF TOP 25 - NOV. 4

Rank	Team	Record	Previous Rank
1	MISSISSIPPI STATE	8-0	1
2	Florida State	8-0	2
3	AUBURN	7-1	3
4	Oregon	8-1	5
5	ALABAMA	7-1	6
6	TCU	7-1	7
7	Kansas State	7-1	9
8	Michigan State	7-1	8
9	Arizona State	7-1	14
10	Notre Dame	7-1	10
11	OLE MISS	7-2	4
12	Baylor	7-1	13
13	Nebraska	8-1	15
14	Ohio State	7-1	16
15	Oklahoma	6-2	18
16	LSU	7-2	19
17	Utah	6-2	17
18	UCLA	7-2	22
19	Arizona	6-2	12
20	Georgia	6-2	11
21	Clemson	6-2	21
22	Duke	7-1	24
23	WEST VIRGINIA	6-3	20
24	Georgia Tech	7-2	NR
25	Wisconsin	6-2	NR

2014 Opponents in **BOLD**

Taylor, Chris Black and Jarran Reed added their first career start against Florida Atlantic while Jabriel Washington made his first start against Southern Miss and Tony Brown added his first start against Florida. Bradley Bozeman then started at center in place of an injured Ryan Kelly at Arkansas.

EXCELLING ON THIRD DOWN: The Alabama offense has been very good on third down in 2014. The Crimson Tide is second nationally in third down conversion percentage on offense, moving the chains 55.7 percent of the time. Alabama converted 11 of 15 third downs at Tennessee (73.3 percent) and 12 of 16 against Florida (75 percent) against Florida. Georgia Tech is first at 57.4 percent.

INEXPERIENCED FACTOR: Alabama is one of the least-experienced teams in the nation according to Phil Steele's 2014 Combined Experience Chart. The Crimson Tide ranks 107th out of 128 teams in total experience. Alabama has only 12 seniors on the two-deep roster, returns just 68.6 percent of lettermen, 57.8 percent of the offensive yards from last season and only 59.1 percent of the tackles from a season ago. A look at this week's *Associated Press* poll compared to the Phil Steele Combined Experience Chart shows No. 1 Mississippi State ranked fifth nationally in returning experience, No. 7 Ole Miss ranked 26th, No. 4 Auburn ranked sixth and No. 5 Oregon ranked 31st by Steele.

FRESHMEN PLAYING TIME: Fifteen freshmen have seen playing time during the 2014 season, including redshirt freshmen Cooper Bateman, Bradley Bozeman, Jonathan Cook, Robert Foster and ArDarius Stewart and true freshmen Tony Brown, Rashaan Evans, Joshua Frazier, Shaun Dion Hamilton, Da'Shawn Hand, J.C. Hassenauer, Hootie Jones, Cam Robinson, Cam Sims and JK Scott.

ALABAMA HAS MOST WINS SINCE 2008: Dating back to the start of the 2008 season, Alabama has won 79 games, which is the most in the Football Bowl Subdivision. The Crimson Tide won 12 games in 2008, followed by a perfect 14-0 record in 2009, a 10-3 mark in 2010 and a 12-1 record in 2011. Alabama finished 13-1 in 2012 and 11-2 in 2013. Oregon and Boise State are tied for second with 75 wins apiece.

Total Wins (since 2008)

Team	Wins	2008+2009+2010+2011+2012+2013+2014
1. ALABAMA	79	12+14+10+12+13+11+7
2. Oregon	75	10+10+12+12+12+11+8
3. Boise State	75	12+14+12+12+11+8+6
4. LSU	68	8+9+12+13+9+10+7
5. TCU	66	11+12+13+11+7+5+7

NON-OFFENSIVE TDs IN THE SABAN ERA: Junior Cyrus Jones' 17-yard fumble return for a touchdown in the second quarter of the Ole Miss game on Oct. 4, 2014, marked the 36th non-offensive touchdown of the Nick Saban era. Since Saban took over in 2007, the Crimson Tide has garnered 15 interception returns, nine punt returns, five kickoff returns, four fumble returns and three blocked punt returns for a touchdown. Alabama has one non-offensive touchdown in 2014. The Tide had seven non-offensive touchdowns in 2013, including three in the season opener against Virginia Tech, marking the first time the Crimson Tide has done so in a game since Sept. 30, 1995, against Georgia.

Non-Offensive TDs In The Saban Era

Season	INT	FR	KOR	PR	BkPR	Totals
2014	—	1	—	—	—	1
2013	3	—	1	2	1	7
2012	1	1	1	—	—	3
2011	3	—	—	1	1	5
2010	2	—	1	—	1	4
2009	2	1	2	1	—	6
2008	4	1	—	4	—	9
2007	—	—	—	1	—	1
TOTALS	15	4	5	9	3	36

LARGEST WIN OVER RANKED OPPONENT: Alabama's 59-0 victory over Texas A&M was the largest win over a ranked opponent in Crimson Tide history.

COACHING ASSIGNMENTS

SIDELINE

Kirby Smart - Defensive Coordinator/Defensive Backs

Lane Kiffin - Offensive Coordinator/Quarterbacks

Mario Cristobal - Offensive Line

Bo Davis - Defensive Line

Bobby Williams - Tight Ends/Special Teams

BOOTH

Burton Burns - Running Backs

Billy Napier - Wide Receivers

Kevin Steele - Linebackers

Lance Thompson - Linebackers

The old record was a 55-point win over No. 14 Syracuse in a 61-6 victory in the 1953 Orange Bowl on Jan. 1, 1953.

ALABAMA SCORES MOST POINTS IN A QUARTER: The Crimson Tide's 35 points in the second quarter in the Texas A&M game on Oct. 18, were the most in a quarter in program history (records dating from 1945 to present). The previous high was 34 at Ole Miss on Oct. 7, 1989.

SCORING SPREE IN TUSCALOOSA: Alabama's 59 points against Texas A&M were the most the Crimson Tide has scored since recording 62 in a win at Duke on Sept. 18, 2010. It was also the largest margin of victory since a 66-3 win at Vanderbilt on Sept. 29, 1979, and the biggest shutout victory since a 62-0 win over Tulane on Oct. 12, 1991.

MORE SCORING: Alabama's 59-0 win also tied for the fourth-largest shutout win over a ranked team in the history of the *Associated Press* poll (since 1936). No. 8 Florida State's 63-0 win over No. 25 Maryland last season is the record followed by a 62-0 win by No. 4 Virginia Tech over No. 16 Syracuse in 1999 and a 61-0 win by No. 1 Army over No. 6 Penn in 1945.

TIDE PUTS UP SECOND-MOST POINTS IN A HALF: Alabama scored 45 points in the first half against Texas A&M marking the most points in a half since scoring 45 at Duke on Sept. 18, 2010, and the second-most points in a half in program history. The most scored by the Crimson Tide in a half came during the 1990 matchup with Vanderbilt when Alabama put up 52 in the first half.

HARD TO FIND END ZONE AGAINST ALABAMA: Since the start of the 2009 season, no defense has allowed fewer touchdowns than the Crimson Tide. Alabama's defense, led by coordinator Kirby Smart and head coach Nick Saban, has surrendered just 104 touchdowns over the last 75 games. That is 39 fewer than the second most in the nation (LSU with 143).

Fewest TDs Allowed by Defense since 2009

Team	Touchdowns
1. ALABAMA	104
2. LSU	143
3. Florida	151

BEATING THE BEST: Alabama is 27-10 (.730) against the *Associated Press* top 25, including a 16-5 (.762) mark against AP top-10 teams since the start of 2008. The Crimson Tide is 1-0 in 2014 against the AP top 25 after going 3-2 in 2013 and 5-1 in 2012. The Tide held a 4-1 mark vs. top 25 teams in 2011 and went 5-3 against the AP top 25 in 2010.

Alabama vs. AP Top 25 Opponents (since the 2008 season)

Date	Team	Opp. Rank	Result
Aug. 30, 2008	vs. Clemson (Atlanta)	9	W, 34-10
Sept. 27, 2008	at Georgia	3	W, 41-30
Nov. 8, 2008	at LSU	15	W, 27-21 (OT)
Dec. 6, 2008	vs. Florida (Atlanta)	2	L, 20-31
Jan. 2, 2009	vs. Utah (New Orleans)	7	L, 17-31
Sept. 5, 2009	vs. Virginia Tech (Atlanta)	7	W, 34-24
Oct. 10, 2009	at Ole Miss	20	W, 22-3
Oct. 17, 2009	South Carolina	22	W, 20-6
Nov. 6, 2009	LSU	9	W, 24-15
Dec. 5, 2009	vs. Florida (Atlanta)	1	W, 32-13
Jan. 7, 2010	vs. Texas (Pasadena, Calif.)	2	W, 37-21
Sept. 11, 2010	Penn State	18	W, 24-3
Sept. 25, 2010	at Arkansas	10	W, 24-20
Oct. 2, 2010	Florida	7	W, 31-6
Oct. 9, 2010	at South Carolina	19	L, 21-35
Nov. 6, 2010	at LSU	11	L, 21-24
Nov. 13, 2010	Mississippi State	17	W, 30-10
Nov. 26, 2010	Auburn	2	L, 27-28
Jan. 1, 2011	vs. Michigan State (Orlando)	7	W, 49-7
Sept. 10, 2011	at Penn State	23	W, 27-11

ALABAMA IN THE AP POLL

Alabama has been ranked in 720 of the 1,083 *Associated Press* college football polls since 1936, according to the AP Poll Archive. The Crimson Tide owns a 436-125-8 (.773) all-time record in games when ranked in the *Associated Press* college football poll, including a 78-13 (.857) mark under head coach Nick Saban. The Crimson Tide is also ranked in the AP poll for the 109th consecutive week, topping its previous streak set in the mid 1990s when UA was ranked for 71 straight weeks under head coach Gene Stallings. Alabama has started four seasons at No. 1 (2013, 2010, 1978, 1966).

ASSOCIATED PRESS TOP 25 - WEEK 11

Rank	Team (FPV)	Record	Points	Previous Rank
1	MISS. STATE (45)	8-0	1484	1
2	Florida State (15)	8-0	1452	2
3	AUBURN	7-1	1345	4
4	ALABAMA	7-1	1281	3
5	Oregon	8-1	1275	5
6	TCU	7-1	1148	10
7	Michigan State	7-1	1120	8
8	Notre Dame	7-1	1096	6
9	Kansas State	7-1	1049	11
10	Baylor	7-1	961	12
11	Arizona State	7-1	831	15
12	OLE MISS	7-2	828	7
13	Ohio State	7-1	780	13
14	LSU	7-2	717	16
15	Nebraska	8-1	680	17
16	Oklahoma	6-2	574	19
17	Georgia	6-2	465	9
18	UCLA	7-2	464	25
19	Clemson	6-2	341	22
20	Utah	6-2	327	18
21	Arizona	6-2	325	14
22	Duke	7-1	288	24
23	Marshall	8-0	238	23
24	WEST VIRGINIA	6-3	159	20
25	Wisconsin	6-2	83	NR

Others Receiving Votes: Colorado State 67, USC 48, Missouri 42, Georgia Tech 15, Louisville 7, Stanford 4, North Dakota State 4, Florida 1, **TEXAS A&M 1.**

2014 Opponents in **BOLD**

SABAN AMONG THE BEST

TOP WINNING PERCENTAGE (DIVISION I) BY ACTIVE COACHES (10 YEARS)

Urban Meyer	Ohio State (13)	135-26	.839
Bob Stoops	Oklahoma (16)	166-41	.802
NICK SABAN	ALABAMA (19)	172-58-1	.747
Gary Patterson	TCU (15)	127-45	.738
Mark Richt	Georgia (14)	132-47	.737
Steve Spurrier	South Carolina (25)	223-84-2	.725

ALABAMA IN THE COACHES POLL

The Crimson Tide has enjoyed much success in the coaches rankings over the past half century. The United Press International debuted the coaches poll in 1950 and ran the poll through the 1990 season. USA TODAY has administered the poll for the past 24 seasons (1991-2014), and in 2014, Amway became the title sponsor. Alabama was ranked No. 1 in the 2010 preseason coaches' poll after starting out the 2009 preseason poll at No. 5. Alabama remained in the top five the entire season, reaching No. 1 after defeating Florida in the SEC Championship and holding the position to claim the national championship after defeating Texas in Pasadena. The Tide then claimed the No. 1 spot to close out the 2011 and 2012 seasons. The Tide has compiled five UPI (1961, 1964, 1973 & 1979) and four USA TODAY (1992, 2009, 2011 & 2012) coaches poll national titles.

AMWAY COACHES TOP 25 - WEEK 11

Rank	Team (FPV)	Record	Points	Previous Rank
1	MISS. STATE (40)	8-0	1526	1
2	Florida State (22)	8-0	1501	2
3	AUBURN	7-1	1355	4
4	ALABAMA	7-1	1349	3
5	Oregon	8-1	1289	6
6	Michigan State	7-1	1241	5
7	TCU	7-1	1150	10
8	Notre Dame	7-1	1121	7
9	Kansas State	7-1	1087	11
10	Baylor	7-1	957	12
11	Ohio State	7-1	901	13
12	Arizona State	7-1	854	14
13	OLE MISS	7-2	793	9
14	Nebraska	8-1	766	16
15	LSU	7-2	636	17
16	Oklahoma	6-2	601	20
17	Georgia	6-2	508	8
18	UCLA	7-2	438	25
19	Clemson	6-2	394	21
20	Duke	7-1	320	24
21	Arizona	6-2	307	15
22	Utah	6-2	253	18
22	Marshall	8-0	253	23
24	Wisconsin	6-2	146	NR
25	WEST VIRGINIA	6-3	130	22

Others Receiving Votes: Missouri 82, Colorado State 81, Georgia Tech 32, USC 31, Minnesota 19, Iowa 12, Louisville 7, Boise State 5, East Carolina 2, Cincinnati 2, Miami (Fla.) 1.

2014 Opponents in **BOLD**

Sept. 24, 2011	Arkansas	14	W, 38-14
Oct. 1, 2011	at Florida	12	W, 38-10
Nov. 5, 2011	LSU	1	L, 6-9 (OT)
Jan. 9, 2012	vs. LSU	1	W, 21-0
Sept. 1, 2012	Michigan	8	W, 41-14
Oct. 28, 2012	Mississippi State	13	W, 38-7
Nov. 3, 2012	at LSU	5	W, 21-17
Nov. 10, 2012	Texas A&M	15	L, 24-29
Dec. 1, 2012	vs. Georgia	3	W, 32-28
Jan. 7, 2013	vs. Notre Dame (Miami Gardens, Fla.)	1	W, 42-14
Sept. 14, 2013	at Texas A&M	6	W, 49-42
Sept. 28, 2013	Ole Miss	21	W, 25-0
Nov. 9, 2013	LSU	10	W, 38-17
Nov. 30, 2013	at Auburn	4	L, 28-34
Jan. 2, 2014	vs. Oklahoma (New Orleans)	11	L, 45-31
Oct. 4, 2014	at Ole Miss	11	L, 17-23
Oct. 18, 2014	Texas A&M	21	W, 59-0

DEFENSIVE NOTES

DEFENSIVE RANKINGS RUNDOWN: Alabama enters the LSU game second nationally and first in the SEC in rushing defense (78.1 ypg) while ranking fourth nationally in total defense (277.2 ypg) and first in the league. The Crimson Tide is also second nationally and second in the SEC, allowing 14.0 points per game.

COLLINS LEADS DEFENSE: Junior Landon Collins is second on the Crimson Tide defense with 54 tackles in eight games, including two double-digit tackle efforts. He also has two interceptions, five pass breakups and two quarterback hurries in 2014. He had a team-best 11 tackles against West Virginia and then 12 against Southern Miss. He has logged eight or more tackles in six of the last 10 games.

XZAVIER DICKSON GETTING PRESSURE: Alabama's senior outside linebacker Xzavier Dickson leads the team with 6.5 sacks including two against West Virginia and two at Ole Miss. He is 18th nationally and third in the SEC in sacks at .81 per game. He also has three quarterback hurries while totaling 25 tackles, nine of which have been for loss (-34 yards).

DEFENSIVE SUCCESS: Alabama led the Southeastern Conference in total defense for the last six seasons, becoming the first team in conference history to accomplish the feat. In the 60 seasons prior, no team has led its respective league in total defense for more than two straight years. After eight games in 2014, Alabama is once again leading the SEC and ranks fourth nationally in total defense, surrendering 277.2 yards per game.

HOLDING OPPONENTS UNDER 300: In head coach Nick Saban's 102-game tenure at Alabama, the Crimson Tide has limited opponents to under 300 yards of total offense 64 times, or 62.77 percent of the time. UA has held four of eight opponents below 300 yards in 2014.

HOLDING OPPONENTS UNDER 200: During head coach Nick Saban's last 89 games at the Capstone (since the start of the 2008 season), the Crimson Tide defense has held the opposing offense to fewer than 200 yards of total offense 32 times, most recently against Texas A&M on Oct. 18, 2014, which was the second time the Tide accomplished the feat in 2014 after doing it four times in 2013. In 2012, Alabama did so five times, and in 2011, the Tide accomplished the feat eight times, limiting Kent State to 90 yards and LSU to only 92 yards in the BCS Championship Game (the second and third times a Saban defense has limited its opponent to less than 100 yards of total offense). Alabama's best came in 2009 when the Tide held Chattanooga to 84 yards of total offense. The Tide held opponents under 200 yards three times in 2010, four times in 2009 and six times in 2008.

10 POINTS OR FEWER: Under head coach Nick Saban, the Crimson Tide has held opponents to 10 points or fewer 51 times since the start of the 2007

season, with its most recent against Texas A&M on Oct. 18, 2014. The Tide's shutout of Texas A&M was the second shutout of the season. Alabama held 9-of-13 opponents to 10 points or less in 2013 with three shutouts. The Tide limited seven of its opponents to 10 points or less in 2012, four of which were shutouts. The Tide was successful in holding opponents in the 0-10 point range in nine games in 2011 and eight times in 2010. Alabama limited opponents to that range seven times in both 2008 and 2009, and in 2007 posted two games in which it held opponents to 0-10 points. Alabama has shut out the opposition 15 times during the Saban era.

FIVE STRAIGHT: Alabama led the Southeastern Conference in scoring defense for five consecutive seasons (2009-13). No other school has accomplished that feat and only one school has led the SEC in scoring defense for four consecutive seasons – Auburn from 1986 through 1989. The Crimson Tide are allowing 14.0 points per game during the 2014 season to rank second nationally and second in the SEC (Ole Miss, 13.2). Alabama led the nation in scoring defense for two straight years (2011 and 2012), allowing 8.2 points per game in 2011 and 10.9 ppg in 2012. The Crimson Tide finished fourth in the nation in 2013, allowing 13.9 points per contest.

RUSHING DEFENSE: Limiting opposing running backs to fewer than 100 yards is nothing new for the Crimson Tide. Alabama has surrendered only 14 individual 100-yard rushing games dating back to the 2005 season, a mark that leads the nation. Since head coach Nick Saban's arrival, the Tide has allowed only nine players to rush for more than 100 yards in a game: Auburn's Tre Mason (164 on Nov. 30, 2013), Virginia Tech's Trey Edmunds (132 on Aug. 31, 2013), Georgia's Todd Gurley (122 yards on Dec. 1, 2012), LSU's Jeremy Hill (107 on Nov. 3, 2012), Georgia Southern's Dominique Swope (153 on Nov. 19, 2011), Tennessee's Tauren Poole (117 on Oct. 23, 2010), Ole Miss's BenJarvus Green-Ellis (131 on Oct. 13, 2007), Houston's Anthony Alridge (100 on Oct. 6, 2007) and Darren McFadden of Arkansas (195 on Sept. 15, 2007).

Fewest 100-Yard Rushers Allowed (FBS teams since 2005)

1. ALABAMA	14
2. Ohio State	20
3. Boston College	21
4. Boise State	27
5. Penn State	32

TOUGH SLEDDING ON THE GROUND: Alabama has allowed only two rushing touchdowns through the first eight games of the 2014 season, which is the fewest in the nation. The Tide lead the nation in allowing the fewest rushing touchdowns since the start of the 2005 season, surrendering only 70. Since head coach Nick Saban arrived in 2007, the Crimson Tide has allowed 52 rushing touchdowns. Ohio State is No. 2 in that category, giving up 75 since 2007.

GETTING TO THE QUARTERBACK: The Crimson Tide defense recorded six sacks against Texas A&M on Oct. 18. The last time UA recorded six or more sacks was on Nov. 8, 2003 at Mississippi State when the Tide finished with eight. Alabama now has 22 sacks on the season for an average of 2.75 per game to rank tied for 34th nationally and fifth in the SEC.

OFFENSIVE NOTES

COOPER ON FIRE: Alabama junior Amari Cooper is leading the SEC and is fourth nationally in receptions per game (8.9) while ranking second nationally in receiving yards per game (141.5.7) and receiving yards (1,132). He is currently on pace to catch 107 passes in a 12-game regular season for 1,698 yards and 14 touchdowns. He now shares the single-game record with DJ Hall, who caught 13 passes on Oct. 20, 2007 vs. Tennessee, and owns the single-game yardage record with 224 vs. Tennessee in 2014. Cooper eclipsed the 100-yard receiving mark in a school record six straight games. He has equaled Hall's school mark with 13 100-yard receiving games.

ALABAMA CAREER RECORDS

Receptions

2014 COACHING STAFF PLAYERS OF THE WEEK

The Alabama coaching staff recognizes players of the week after each game. Below is a game-by-game look at the winners.

WEST VIRGINIA (ANNOUNCED SEPTEMBER 1)

Offense Amari Cooper, T.J. Yeldon, Jalston Fowler
 Defense Jonathan Allen, Landon Collins, Cyrus Jones
 Specialists Adam Griffith, JK Scott

FLORIDA ATLANTIC (ANNOUNCED SEPTEMBER 8)

Offense Amari Cooper, Jalston Fowler, Christian Jones
 Defense Eddie Jackson, Jonathan Allen
 Specialists Adam Griffith, Cyrus Jones, Kenyan Drake

SOUTHERN MISS (ANNOUNCED SEPTEMBER 15)

Offense Amari Cooper, Austin Shepherd, Blake Sims
 Defense Landon Collins, Xzavier Dickson, Trey DePriest
 Specialists Rashaan Evans, Kenyan Drake

FLORIDA (ANNOUNCED SEPTEMBER 22)

Offense Amari Cooper, Derrick Henry, Arie Kouandjio
 Defense Landon Collins, Trey DePriest, Jarran Reed
 Specialists Reuben Foster, Ardarius Stewart

OLE MISS (ANNOUNCED OCTOBER 6)

Offense T.J. Yeldon, Cam Robinson
 Defense Xzavier Dickson, Reggie Ragland
 Specialists JK Scott, A'Shawn Robinson

ARKANSAS (ANNOUNCED OCTOBER 13)

Offense Jalston Fowler, T.J. Yeldon
 Defense Landon Collins, Trey DePriest, Ryan Anderson
 Specialists JK Scott, Reggie Ragland, Jonathan Allen

TEXAS A&M (ANNOUNCED OCTOBER 20)

Offense T.J. Yeldon, Arie Kouandjio
 Defense Reggie Ragland, Ryan Anderson
 Specialists Reuben Foster, Dillon Lee

TENNESSEE (ANNOUNCED OCTOBER 27)

Offense Amari Cooper, Blake Sims, Ryan Kelly
 Defense Jonathan Allen
 Specialists Landon Collins, JK Scott

PRESEASON HONORS

Jake Coker

Maxwell Award Watch List
Johnny Unitas Award Watch List

Landon Collins

First Team Preseason All-America (CBSSports)
First Team Preseason All-America (ESPN/Phil Steele)
First Team Preseason All-America (Athlon)
First Team Preseason All-America (USA Today)
Bednarik Award Watch List
Jim Thorpe Award Watch List
Walter Camp Award Watch List

Amari Cooper

First Team Preseason All-America (CBSSports)
First Team Preseason All-America (ESPN/Phil Steele)
First Team Preseason All-America (Athlon)
First Team Preseason All-America (SI.com)
Maxwell Award Watch List
Biletnikoff Award Watch List
Walter Camp Award Watch List

Trey DePriest

First Team Preseason All-America (USA Today)
Second Team Preseason All-America (ESPN/Phil Steele)
Second Team Preseason All-America (Athlon)
Second Team Preseason All-America (SI.com)
Bednarik Award Watch List
Butkus Award Watch List

Derrick Henry

Maxwell Award Watch List
Third Team Preseason All-America (Athlon)
Doak Walker Award Watch List

O.J. Howard

John Mackey Award Watch List
Second Team Preseason All-America (CBSSports)
Second Team Preseason All-America (ESPN/Phil Steele)
Second Team Preseason All-America (Athlon)
Second Team Preseason All-America (SI.com)
Second Team Preseason All-America (USA Today)

Christian Jones

Second Team Preseason All-America (CBSSports) - All Purpose
Second Team Preseason All-America (ESPN/Phil Steele) - All Purpose

Ryan Kelly

Rimington Trophy Watch List
Outland Trophy Watch List

Arie Kouandjio

Second Team Preseason All-America (ESPN/Phil Steele)
Outland Trophy Watch List
Rotary Lombardi Award Watch List

Reggie Ragland

Butkus Award Watch List

A'Shawn Robinson

Outland Trophy Watch List
Bednarik Award Watch List
Rotary Lombardi Award Watch List
Fourth Team Preseason All-America (ESPN/Phil Steele)
Fourth Team Preseason All-America (Athlon)

T.J. Yeldon

Maxwell Award Watch List
Doak Walker Award Watch List
Walter Camp Award Watch List
Second Team Preseason All-America (CBSSports)
Second Team Preseason All-America (ESPN/Phil Steele)
Second Team Preseason All-America (Athlon)

1. 194	DJ Hall (2,923 yards)	2004-07
2. 179	Julio Jones (2,653 yards)	2008-10
3. 175	AMARI COOPER (2,868YARDS)	2012-PRESENT
4. 152	Freddie Milions (1,859 yards)	1998-2001
5. 136	Marquis Maze (1,844 yards)	2008-11

Receiving Yards

1. 2,923	DJ Hall (194 rec.)	2004-07
2. 2,868	AMARI COOPER (175 REC.)	2012-PRESENT
3. 2,653	Julio Jones (179 rec.)	2008-10
4. 2,070	Ozzie Newsome (102 rec.)	1974-77
5. 1,859	Freddie Milions (152 rec.)	1998-2001

Touchdown Receptions

1. 24	AMARI COOPER	2012-PRESENT
2. 18	Dennis Homan	1965-67
3. 17	DJ Hall	2004-07
4. 16	Ozzie Newsome	1974-77
5. 15	Joey Jones	1980-83
15	Julio Jones	2008-10

A CASE FOR COOPER: Alabama's wide receiver Amari Cooper has been mentioned in Heisman Trophy talks after having a stellar 2014 season. Beyond his wide receiver numbers, the junior leads the nation (running backs and wide receivers) with 19 plays of 20 or more yards. He has accounted for 49 first-down receptions, including 15 on third down (19 third-down catches). Cooper ranks 11th nationally in yards from scrimmage with 143.25 per game. Cooper averages 15.28 yards per play, which is far and away the highest per-play average among the top-10 running backs in yards per play from scrimmage.

TIDE OFF TO RECORD START: The Alabama offense is off to a record-setting pace with 4,071 yards of total offense in the first eight games for an average of 508.9 yards per game, which is the second most yards through the first eight games in school history. The best is 4,120 yards in the first eight games of the 1973 season (515.0 ypg) that included a school-record 833 yards in the seventh game of the season against Virginia Tech.

TIDE TOPS 500 AGAIN: For the sixth time in the last nine games — and the fifth time this season — Alabama recorded at least 500 yards of total offense as the Crimson Tide finished with 602 yards against Texas A&M. It also marks the third time this season Alabama has eclipsed the 600-yard barrier.

YELDON MOVES INTO SIXTH IN CAREER RUSHING TDs AT UA: T.J. Yeldon's 1-yard scoring run in the first quarter at Tennessee was the 31st rushing touchdown of his career, moving him into sixth place by himself in the Alabama record books. He is two touchdowns behind Bobby Humphrey for fifth place. Mark Ingram (2008-10) is the Crimson Tide's all-time leader in career rushing touchdowns with 42.

OFFENSIVE RANKINGS: The Alabama offense is establishing itself as one of the best in the nation and enters the LSU game ranked 11th nationally and second in the SEC in total offense at 508.9 yards per game. The Crimson Tide rushing attack is 28th nationally and sixth in the SEC at 218.6 yards per game. The Tide is throwing for 290.3 yards per game to rank 24th nationally and third in the league while its passing efficiency is third nationally and first in the SEC at 167.24.

TOTAL OFFENSE DIFFERENTIAL: Alabama outgained FAU on Sept. 6, by 475 total yards (620 to 145), which is the sixth-largest yardage differential in a game

in Crimson Tide history. UA then bested Florida by 472 yards on Sept. 20, which ranks eighth in school annals. Below is a look at the top 10.

Top 10 Offensive Yardage Differentials in School History

1. 544	Virginia Tech	1973
2. 503	Richmond	1961
3. 500	Southern Miss	1974
4. 498	Kentucky	2013
5. 488	Kentucky	1945
6. 475	FLORIDA ATLANTIC	2014
7. 474	Ole Miss	2011
8. 472	FLORIDA	2014
9. 469	Mississippi State	1945
10. 446	Howard	1944

BALL CONTROL: Alabama is averaging 33:09 seconds of possession time on offense this season to rank 12th nationally and third in the SEC. But that number is a little skewed due to the cancellation of the final 7:53 of the Florida Atlantic game. In reality, the Crimson Tide has possessed the ball 59 minutes and 29 second longer than its opponents in seven games this season, an average of seven minutes and 28 seconds of possession time per game. Five times Alabama has possessed the ball more than 33 minutes, holding it for 37:43 against West Virginia, 34:40 vs. Southern Miss, 39:16 versus Florida, Ole Miss, 33:21 and 36:31 versus Texas A&M.

RECORD-BREAKING DEBUT: Alabama quarterback Blake Sims had a record-breaking debut vs. West Virginia on Aug. 30. Sims, who finished the game by connecting on 24-of-33 passes for 250 yards, secured the school record for most completions and attempts of any quarterback in a debut game at Alabama. The former completions record was held by John David Phillips, who connected on 17 passes in his debut vs. BYU in 1998. The former attempts record was 30, held by three different Tide quarterbacks. In addition, Sims' 250 yards passing ranks third among Alabama quarterbacks in their debut. The record of 285 passing yards is held by Brody Croyle vs. Arkansas in 2002, followed by John Parker Wilson's 253 yards passing in 2006 vs. Hawai'i.

SIMS ON TARGET: Blake Sims has started all eight of the Crimson Tide's games at quarterback and turned in impressive performances in the process. He is completing 65.5 percent of his passes for 2,034 yards (254.2 per game) with 15 touchdowns and three interceptions. He boasts a 172.68 quarterback efficiency rating that ranks third in the nation and first in the SEC, while his 65.5 percent completion percentage is 19th nationally and third in the league.

200 YARDS PASSING X2: Alabama quarterbacks Blake Sims and Jake Coker turned in an Alabama football first on Saturday, Sept.

6, against Florida Atlantic, becoming the first QBs to both throw for over 200 yards in a game. Sims connected on 12-of-14 passes for 228 yards and two scores, while Coker went for 202 yards on 15-of-24 passing and one touchdown. The 430 passing yards was the second most in school history, behind Scott Hunter's 484 yards in the 1969 Iron Bowl (Now third behind Sims' 445 yards against Florida).

1-2 PUNCH AT RUNNING BACK: Alabama's talented corps of running backs have been on display this season as returning starter T.J. Yeldon has rushed for 618 yards and five scores while sophomore Derrick Henry added 530 yards and four touchdowns. Yeldon is averaging 5.2 yards per rush while Henry boasts 5.1 yards per carry. Yeldon has 14 100-yard rushing games in his 34-game career, which ranks as the second most in school history (Bobby Humphrey and Shaun Alexander both had 15).

RARE TRIFECTA: The win over Florida featured a 400-yard passer, a 200-yard receiver and a 100-yard passer. That is the only time in Alabama football history in which that trifecta has occurred. Blake Sims passed for 445 yards, Amari Cooper had 201 receiving yards and Derrick Henry rushed for 111 yards.

CRACKING 100: For the first time since the 2013 Discover BCS National Championship Game against Notre Dame, Alabama accounted for two 100-yard rushers (Yeldon, 126; Henry, 113) and a 100-yard receiver against West Virginia. Amari Cooper hauled in 12 passes (the second most in a game in school history) for 130 yards versus the Mountaineers. Against Notre Dame, Eddie Lacy rushed for 140 yards while Yeldon added 108. Cooper caught six passes for 105 yards. The last time Alabama had a pair of running backs rush for more than 100 yards came when Henry (111) and Kenyan Drake (104) accomplished the feat vs. Arkansas on Oct. 19, 2013.

YELDON TOPS 1,000 YARDS AGAIN: Junior running back T.J. Yeldon topped the 1,000-yard rushing barrier for the second time in his career with 1,235 yards and 14 touchdowns in 2013. In 2014, he leads the team with 618 yards through eight games. Yeldon is the first Alabama player in school history to go for 1,000 yards in his first two seasons on campus, after rushing for 1,108 yards and 12 scores as a freshman in 2012. He becomes the fifth player to have multiple 1,000-yard seasons, joining Johnny Musso (1970-71), Bobby Humphrey (1986-87), Shaun Alexander (1998-99) and Kenneth Darby (2004-05). Yeldon also is the 13th player in Alabama history to rush for 2,000 yards in their career, currently ranks sixth with 2,961 yards, 169 yards behind Trent Richardson for fifth place. Alexander is the program's career rushing leader with 3,565 yards.

RUSHING TO SUCCESS: Alabama is 66-2 since the start of the 2008 season when rushing for at least 140 yards. The only losses

2014 PRESEASON ALL-SEC TEAMS

COACHES

First Team

Landon Collins
Amari Cooper
Trey DePriest
O.J. Howard
Christian Jones
Arie Kouandjio
A'Shawn Robinson

Second Team

T.J. Yeldon

Third Team

Ryan Kelly
Austin Shepherd

MEDIA

First Team

Landon Collins
Amari Cooper
Trey DePriest
O.J. Howard
Christian Jones
Arie Kouandjio
A'Shawn Robinson
T.J. Yeldon

Second Team

Ryan Kelly

Third Team

Austin Shepherd

were at Auburn in 2013 and Ole Miss in 2014.

BALL PROTECTION: In its past 89 games, the Tide has turned the ball over only 101 times (61 fumbles, 40 interceptions) for 1.13 turnovers per game, better than Ohio State's second-best 1.32 (111 turnovers, 84 games). Since 2009, that mark is even better as the Tide has turned the ball over only 82 times in 75 games (1.09/gm). Since 2009, UA starting quarterbacks have thrown an impressively low 27 interceptions in 1,995 attempts (1 INT every 73.9 attempts). Dating back to the 2009 season, the top two running backs in the rotation have lost a fumble only 14 times. Over that 89-game span, the Tide's top two running backs have recorded 2,202 touches, losing a fumble once every 157.3 touches.

BALANCED ATTACK: Alabama has fielded one of the most balanced offenses in the nation over the past six-plus years. Since the 2009 season, Alabama has passed for 17,452 while rushing for 15,775, a difference of only 1,677 yards (or 22.4 yards per game difference in 75 contests). The Crimson Tide has passed for 2,233 yards this season while rushing for 1,749, a difference of 484 yards.

SCORING STREAK CONTINUES: Amari Cooper's 80-yard catch-and-run touchdown on the first play at Tennessee extended Alabama's scoring streak to 177 consecutive games – the longest streak in program history.

1,000 & COUNTING: Alabama wide receiver Amari Cooper set a freshman record with 1,000 receiving yards in 2012. Now eight games into his junior year, Cooper has joined DJ Hall (2006 and 2007) as the only players in Alabama history to have multiple 1,000 yard receiving seasons. Cooper's has 1,132 yards on 71 receptions this season. The only other Alabama players with 1,000-yard receiving seasons are David Palmer in 1993 and Julio Jones in 2010. Cooper has 2,868 career receiving yards, 24 touchdowns and 175 receptions, ranking second, first and third, respectively. Cooper added 45 receptions for 736 yards and four touchdowns as he battled injuries in 2013.

QUARTERBACK CONSISTENCY: Alabama had a new quarterback under center for the first time in three years and only the fourth starting quarterback in head coach Nick Saban's tenure at the Capstone (102 games). John Parker Wilson started all 27 games from 2007-08 while Greg McElroy (2009-10) followed with 27 straight starts and AJ McCarron (2011-13) just completed a run of 40 straight starts. Blake Sims has started each of the first eight games in 2014.

SPECIAL TEAMS NOTES

PUNTING PROWESS: Freshman JK Scott logged the first punt of his career, a 62-yard kick, which sailed to the 7-yard line to pin West Virginia deep in their own territory. Since that time Scott has been nothing short of impressive, averaging 46.6 yards per punt this season, ranking him fourth nationally and first in the SEC. He has placed 16 of his 27 punts (59.3 percent) inside the 20, which is the best percentage in the nation. Scott also has 16 punts of 50 yards or more this year. He is averaging 43.6 net yards this season to rank second nationally.

KICKING GAME: Sophomore Adam Griffith is 9 for 13 on field goal attempts this season, including four from 40-plus yards. In the season opener, Griffith opened the season scoring by hitting one from 47 yards out in the opening quarter against West Virginia and another from 41 to give Alabama a 20-17 lead at the half. He also

hit a 27-yarder in the third quarter and a 45-yarder in the fourth quarter, which resulted in the final score against the Mountaineers. Griffith then hit from 22 and 28 yards against Florida Atlantic and from 30 yards out vs. Southern Miss and 21 yards against Texas A&M.

FIRST TIME IN OVER 20 YEARS: Place-kicker Adam Griffith became the first Alabama kicker in 21 years to make three field goals of 40 yards or longer in a single game. Griffith hit from 47, 41 and 45 along with a 27-yarder in the 33-23 win. The last player to accomplish that feat was Michael Proctor on Oct. 23, 1993 against Ole Miss. Proctor hit from 46, 53 and 49 yards (as well as 22 yards).

SERIES NOTES

THE ALABAMA-LSU SERIES: Alabama leads the series with LSU 48-25-5, which dates back to the 1895 season. The 2014 game will be the 79th meeting between these two long-time Southern football rivals. The Tigers won the inaugural meeting in Baton Rouge, 12-6, on Nov. 18, 1895. The two teams did not meet again until the 1902 season, with LSU prevailing once again. Alabama's first series win came on Nov. 9, 1903, in Baton Rouge as the Crimson Tide scored a 10-0 victory. From 1919-45, Alabama posted a 12-game unbeaten streak (9-0-3) against LSU. The series was resumed during the 1944 season with the Tigers gaining a slight advantage over the next nine meetings, posting a 5-3-1 record from 1946-58. Alabama went 16-2 (.889) against LSU from 1964-81, including a series-long 11-game winning streak from 1971-81. LSU also ended UA's school record 31-game (30-0-1) unbeaten streak with a 17-13 win at Bryant-Denny Stadium in 1993. The Tigers snapped a 15-game winless streak to the Crimson Tide in Tiger Stadium with a 30-28 win in Baton Rouge on Nov. 4, 2000. Alabama snapped a five-game series skid with the 27-21 overtime win in Baton Rouge in 2008 and followed that with a 24-15 win in Tuscaloosa in 2009. In 2011, the Tide fell to the Tigers 9-6 in overtime in the regular-season contest before meeting for the BCS National Championship, where Alabama came out on top, 21-0. Alabama then produced one of the more memorable victories with a come-from-behind 21-17 victory at Tiger Stadium in 2012 as AJ McCarron found T.J. Yeldon on a screen pass for a 28-yard touchdown with 51 second remaining in the game. Alabama pulled away in the second half for a convincing 38-17 win in 2013.

LSU CONNECTIONS: The Alabama football team has many connections back to LSU and the State of Louisiana with seven coaches that worked in the state and 10 players from Louisiana. Tide head coach Nick Saban spent five seasons (2000-04) running the Tigers' program, leading them to the 2003 National Championship and two SEC Championships. Running backs coach Burton Burns grew up in New Orleans and had assistant coaching stints at Tulane, Southern and St. Augustine High School. Defensive coordinator Kirby Smart coached the Tigers' defensive backs in 2004 while Bobby Williams tutored the wide receivers. Lance Thompson coached at LSU in 2002-03 and Bo Davis played for the Tigers and served as an assistant strength and conditioning coach at LSU from 2002-05. The Tide's Director of Strength and Conditioning Scott Cochran is an LSU graduate and an assistant strength coach in 2003-04. UA equipment manager Jeff Springer is also an LSU graduate and was an assistant equipment manager for the Tigers from 2003-05. The seven players from Louisiana include: DB Landon Collins (Geismar), LB Denzel Devall (Bastrop), WR Raheem Falkins (New Orleans), DB Hootie Jones (Monroe), PK Gunnar Raborn (Lafayette), OL Cam Robinson (Monroe), WR

Cam Sims (Monroe), DL O.J. Smith (Bossier City), DB Bradley Sylve (Port Sulphur) and Tim Williams (Baton Rouge).

NATIONAL CHAMPIONS: Nick Saban, Les Miles and Steve Spurrier are the three active SEC coaches to win a national championship. Saban led Alabama to the 2009, 2011 and 2012 BCS National Championships and LSU to a 13-1 record and the BCS National Championship in 2003, Miles guided the Tigers to the BCS National Championship in 2007 and Spurrier led Florida to a 12-1 ledger and the school's first national title in 1996.

ALABAMA-LSU AT VARIOUS SITES: The Alabama-LSU series has been played at six different sites since the initial meeting in 1895. The city of Baton Rouge has hosted the most games in the series (37), with Alabama posting a 26-9-2 record on the LSU campus. New Orleans is the only other Louisiana city to host the series, with Alabama and LSU playing to a 7-7 tie in New Orleans in 1921 and the Crimson Tide claiming the 2011 national championship inside the Superdome, 21-0, over the Tigers. Four Alabama cities have played host to this rivalry, including Tuscaloosa, Mobile, Montgomery and Birmingham.

ALABAMA-LSU SERIES IS A LONG ONE: The LSU series is the fifth-longest series in school history. The two teams began playing in 1895, the 15th game in Crimson Tide history, and the 2014 game marks the 79th meeting between the two teams. Only Mississippi State (98), Tennessee (97) and Vanderbilt (83) have played Alabama more than LSU. Auburn and LSU have both played the Tide 78 times.

SABAN VS. LSU: Alabama head coach Nick Saban is 5-4 in his career against LSU, following last year's 38-17 win in Tuscaloosa and a 21-17 come-from-behind victory in Baton Rouge in 2012. He also beat the Tigers in the 2012 BCS National Championship Game (21-0) in New Orleans. Prior to that, Alabama had lost two in a row with a 9-6 overtime defeat in Tuscaloosa on Nov. 5, 2011, and a 24-21 loss in Baton Rouge in 2010. Alabama won the 2008 and 2009 meetings, posting a 27-21 overtime victory in 2008 and a 24-15 win in 2009. Before his arrival in Tuscaloosa, Saban-coached teams were 0-1 against LSU, losing 46-25 to the Tigers while at Michigan State in the 1995 Independence Bowl in Shreveport. Saban was the head coach at LSU from 2000-04 and compiled a 48-16 (.750) record, leading the Tigers to two SEC Championships during his tenure. In 2003, Saban led the Tigers to a 13-1 record and a 21-14 win over Oklahoma in the BCS National Championship Game played at the Sugar Bowl in New Orleans, La.

GENERAL NOTES

RETURNING SUCCESS: Alabama returns 13 starters and 51 lettermen from its 2013 squad that finished 11-2, tied for the SEC's Western Division title and played in the Sugar Bowl. The Crimson Tide returns seven starters on offense, including Amari Cooper, Christian Jones, Ryan Kelly, Arie Kouandjio, Austin Shepherd, Brian Vogler and T.J. Yeldon while the defense returns five starters, including Landon Collins, Trey DePriest, Denzel Devall, Brandon Ivory and Jarrick Williams.

RETURNING RECEPTIONS: Alabama returns 15 of the 19 players who hauled in a reception a season ago, which ranks tied for fifth

nationally with Northern Illinois and Georgia. Syracuse leads the nation with 18. The Crimson Tide also returns 77.9 percent (190 of 244) of its receptions from the 2013 season, which ranks 20th nationally. Maryland leads the country with 93.5 percent of its receptions returning in 2014. Amari Cooper leads all Crimson Tide returning pass catchers with 45 grabs for 736 yards last season. Christian Jones (36 for 349 yards) and DeAndrew White (32 for 534 yards) are close behind.

ANOTHER PERFECT SEPTEMBER: Alabama's 42-21 win over Florida on Sept. 20 completed another perfect September for the Crimson Tide. Alabama went 3-0 with wins over Florida Atlantic, Southern Mississippi and the Gators. The Tide's last loss in September came on September 20, 2007, to Florida State in Jacksonville by a score of 21-14. Since that time, UA has won 27 straight September contests. If you add games in August, that record improves to 30-0. Alabama's earliest loss since the start of the 2008 season is Oct. 9 (a loss at South Carolina in 2010).

ALABAMA/FLORIDA DRAWS BIG RATINGS: The Alabama/Florida match up Sept. 20, on CBS drew the biggest television rating of the 2014 season with a 5.1 overnight. That is up 70 percent over the second game of 2013 on CBS (Tennessee/Florida, 3.0). The next best rating this season was the Florida State/Clemson game, also on Sept. 20 on ESPN, which drew a 4.9.

TIDE REACHES 11 WINS FOR THE 17TH TIME: With the win against Chattanooga on Nov. 21, 2013, Alabama secured its 11th victory of the season, marking the 17th time in program history that the Tide achieved the feat. Under head coach Nick Saban, Alabama has had five 11-win seasons (2008-09, 2011-13).

10-WIN SEASONS: Alabama reached the 10-win milestone for the sixth consecutive season in 2013, boasting an 11-2 record. The six straight years with 10 wins is a school record, breaking the mark of five straight set by Bear Bryant's teams from 1971-75. In 118 seasons, the Tide has won 10 or more games 33 times, two back of Oklahoma (35) for the most 10-win seasons in college football. Alabama has produced eight 10-win seasons since 2002 (2002, 2005, 2008-2013). Tide head coach Nick Saban is the 11th coach in school history to lead his team to a 10-win season and is the fifth coach in school history to have more than one 10-win season. Bryant had a school-record 12 10-win seasons at Alabama, while Saban is second with six. Others coaches to reach the milestone include Gene Stallings (4), Wallace Wade (2), Frank Thomas (2), Harold "Red" Drew (1), Ray Perkins (1), Bill Curry (1), Mike DuBose (1), Dennis Franchione (1) and Mike Shula (1).

ALABAMA'S TV RECORD: Alabama has compiled a 220-130-4 (.627) all-time record in 354 televised games (not including pay-per-view, tape-delayed or closed circuit telecasts).

72 NATIONAL TV APPEARANCES IN 88 GAMES: Alabama's appearance on ESPN2 against Tennessee marked the 72nd nationally televised game since the start of the 2008 season for the Tide. This season UA has been televised in five games on the ABC family of networks including West Virginia (ABC), FAU (SEC Network), Southern Miss (ESPN2), Arkansas (ESPN) and Tennessee (ESPN2). The Tide has also played in three contests that were televised on CBS, including versus Florida, at Ole Miss and most recently last weekend's victory over Texas A&M. Eleven of the Crimson Tide's 13 games in 2013 were televised nationally with the Virginia Tech, Arkansas, Mississippi State and Oklahoma games on ESPN, the Texas A&M, Tennessee, LSU and Auburn games on CBS, the Colorado State and Kentucky games

on ESPN2. The Tide played 12 nationally televised games in 2012, with one game on ABC, six on CBS and five on ESPN. In 2011, Alabama played on CBS four times, while having one game on ABC, two on ESPN and ESPN2, and one game on ESPNU. In 2010, Alabama had five games on CBS, three on ESPN, two on ESPN2, one on ABC and one on ESPNU. In 2009, UA played two games on ABC (including the BCS title game), and six on CBS, while ESPN televised two more Crimson Tide games. In 2008, Alabama had 10 of its 14 games televised nationally, including five on CBS, three on ESPN, one on ABC and one on FOX.

TIDE 80-5 UNDER SABAN WHEN LEADING AT THE HALF: The Crimson Tide is 80-5 when leading at halftime under head coach Nick Saban. Alabama had converted 36 straight halftime leads into wins before falling at Auburn on Nov. 30, 2013. The Crimson Tide had also converted 28 consecutive halftime leads into victories before seeing that streak snapped in 2010 against LSU. The first two losses in the current run (when leading at the break) came against LSU, followed by a defeat to Auburn in 2010. In 2007, Alabama held a 20-17 halftime lead before losing to LSU, 41-34, in 2007 at Bryant-Denny Stadium. In 2010, the Tide led 10-3 at the half before the Tigers rallied for a 24-20 win in Death Valley. Alabama lost 28-27 to Auburn to close out the 2010 season, after leading 24-7 at the half. The Crimson Tide is 3-7 under Saban when trailing at halftime and 3-3 when tied at halftime. The three wins in the Saban era when trailing at the half: 34-24 over No. 7 Virginia Tech in 2009 (in Atlanta); a 24-15 over No. 9 LSU in 2009; and 24-20 at Arkansas in 2010. And Alabama's three wins under Saban when tied at halftime: at LSU in 2008, (27-21), at Auburn in 2009 (26-21) and against Tennessee in 2011 (37-6).

4- AND 5-YEAR WIN TOTALS: Alabama's 2013 senior class won a school record 60 games over the past five seasons while losing only seven contests, including a 46-7 mark over the last four seasons (since 2010). Last year's Alabama seniors garnered 48 wins, tied for the second most in college football history and among the best four-year totals in Southeastern Conference history (Florida won 48 games from 2006-09, Alabama won 48 from 2008-11 and from 2009-12). Nebraska holds the record for senior class wins among BCS schools, with the 1997 Cornhuskers' class posting a 49-2 record and three national championships. Earlier senior classes from Oklahoma (2003), Southern California (2005 & 2006), Florida (2009) and Alabama (2011) all have accumulated 48 wins.

Most Wins by a Senior Class In a 4-Year Span (among BCS schools)

Team	Sr. Season	W-L	Titles
ALABAMA	2012	49-5	3
Nebraska	1997	49-2	3
ALABAMA	2011	48-6	2
Florida	2009	48-7	2
USC	2006	48-4	2
USC	2005	48-4	2
Oklahoma	2003	48-6	1
Oklahoma	2004	47-7	0
Miami	2003	46-4	1
Florida	1996	46-6	1
ALABAMA	2013	46-7	3

OVERTIME RECORD: Alabama is 4-8 (.333) all-time in overtime games. In its last overtime game, the Crimson Tide lost to LSU,

9-6, at Bryant-Denny Stadium on Nov. 5, 2011. Alabama has lost seven of its last 10 overtime games. The Crimson Tide is 4-7 (.363) in overtime games against SEC teams. Alabama is 2-5 (.286) in overtime home games. The Crimson Tide is 3-5 (.375) in single-overtime games.

SABAN MOVING UP SEC WINS LIST: Alabama head coach Nick Saban is quickly moving up the charts for victories in SEC regular-season games with 82. His 82 wins rank seventh in SEC history, four wins ahead of current Georgia head coach Mark Richt (78) on the league's list of conference wins. Each coach ahead of them on the list, except for South Carolina coach Steve Spurrier, is in the College Football Hall of Fame. Paul "Bear" Bryant tops the list with 159 conference wins at Kentucky (1946-53) and Alabama (1958-82). Spurrier is second with 130 league wins followed by John Vaught (Ole Miss, 106), Vince Dooley (Georgia, 105), Ralph "Shug" Jordan (Auburn, 98) and Phillip Fulmer (Tennessee, 98). Saban ranks second in league history in SEC regular-season winning percentage at .774 (82-24). He is fifth in league history in all-time winning percentage at .801 (129-32) and 12th in wins.

NEW HIRES: Nick Saban made three new additions to his coaching staff following the 2013 season. Lane Kiffin joined the staff as the offensive coordinator and quarterbacks coach after three-plus seasons as the head coach at Southern California and one season as the head man at Tennessee (2009). Bo Davis returned to the Alabama staff to coach the defensive line after three years at Texas. He was on Saban's first staff in Tuscaloosa, coaching the line from 2007-2010. Kevin Steele also returned to the field for Alabama as the inside linebackers coach. He was Saban's defensive coordinator during the 2007 and 2008 seasons at Alabama before moving to Clemson. He returned to Alabama in 2013 as the director of player personnel. Steele's move to coach the inside linebackers moves Kirby Smart back to the secondary where he coordinates the defense and coaches the safeties.

NFL DRAFT: The Crimson Tide saw eight former UA players selected in the 2014 NFL Draft, including first-round picks C.J. Mosley (17th overall to the Baltimore Ravens) and Ha Ha Clinton-Dix (21st overall to the Green Bay Packers). Cyrus Kouandjio was next to go in the second round as the 44th overall pick to the Buffalo Bills. Kevin Norwood came off the draft board in the fourth round to the defending Super Bowl Champion Seattle Seahawks. The Tide had a trio of players drafted in the fifth round with Ed Stinson going to the Arizona Cardinals as the 160th overall pick, AJ McCarron to the Cincinnati Bengals as the 164th overall pick and Vinnie Sunseri at No. 167 to the New Orleans Saints. Defensive lineman Jeffrey Pagan was the final Tide player selected, taken by the Houston Texans in the sixth round at No. 177 overall.

LEADING THE WAY TO THE NFL: Alabama has had more draft picks over the last five years (37) and three years (25) than any school in the country. UA is second among teams in the last two years (17). In 2014, the Crimson Tide had two players taken in the first round of the draft with C.J. Mosley (Ravens) and Ha Ha Clinton-Dix (Packers). The Tide has had 15 players drafted in the first round of the NFL Draft over the last five years and 13 first-round selections in the last four years. Only Miami had more first-round picks during a 3 or 4-year span (UM had 19 from 2001-04 and 15 from 2002-04 in the modern draft era).

CRIMSON TIDE PLAYERS ON NFL ROSTERS: The Alabama football program is well-represented in the NFL during the 2014

season with numerous former players dotting league rosters. The Tide has 42 former players (active or injured reserve) working in the NFL this season with another five players currently on NFL team's practice squads. In the last six NFL Drafts, Alabama has had 41 players selected, including 16 players in first round, five in the second and third rounds, three in the fourth, seven in the fifth, one in the sixth and five in the seventh round.

Most Players in the NFL

1. Alabama	42
Southern California	42
3. LSU	41
4. Georgia	38
5. Miami	37
Florida	37

Alabama Players in the NFL

Arenas, Javier	Atlanta Falcons	Cornerback
Barron, Mark	Tampa Bay Buccaneers	Strong Safety
Carpenter, James	Seattle Seahawks	Offensive Guard
Chapman, Josh	Indianapolis Colts	Defensive Tackle
Clinton-Dix, Ha Ha	Green Bay Packers	Free Safety
Cody, Terrence	Baltimore Ravens	Defensive Tackle
Dareus, Marcell	Buffalo Bills	Defensive Tackle
Deaderick, Brandon	New Orleans Saints	Defensive End
Dial, Quinton	San Francisco 49ers	Defensive End
Fluker, D.J.	San Diego Chargers	Offensive Tackle
Gilberry, Wallace	Cincinnati Bengals	Defensive End
Harper, Roman	Carolina Panthers	Strong Safety
Hightower, Dont'a	New England Patriots	Linebacker
Ingram, Mark	New Orleans Saints	Running Back
Jackson, Kareem	Houston Texans	Cornerback
Johnson, Jarret	San Diego Chargers	Linebacker
Johnson, Rashad	Arizona Cardinals	Free Safety
Johnson, Mike	Atlanta Falcons	Offensive Guard
Johnson, Nico	Cincinnati Bengals	Linebacker
Jones, Julio	Atlanta Falcons	Wide Receiver
Jones, Barrett	St. Louis Rams	Offensive Guard
Kirkpatrick, Dre	Cincinnati Bengals	Cornerback
Kouandjio, Cyrus	Buffalo Bills	Offensive Tackle
Lacy, Eddie	Green Bay Packers	Running Back
Lester, Robert	Carolina Panthers	Strong Safety
Mathis, Evan	Philadelphia Eagles	Offensive Guard
McCarron, AJ	Cincinnati Bengals	Quarterback
McClain, Rolando	Dallas Cowboys	Linebacker
Milliner, Dee	New York Jets	Cornerback
Mosley, C.J.	Baltimore Ravens	Linebacker
Norwood, Kevin	Seattle Seahawks	Wide Receiver
Pagan, Jeffrey	Houston Texans	Defensive End
Richardson, Trent	Indianapolis Colts	Running Back
Ryans, DeMeco	Philadelphia Eagles	Linebacker
Smith, Andre	Cincinnati Bengals	Offensive Tackle
Square, Damion	Kansas City Chiefs	Defensive End
Stinson, Ed	Arizona Cardinals	Defensive End
Sunseri, Vinnie	New Orleans Saints	Safety
Tinker, Carson	Jacksonville Jaguars	Center
Upshaw, Courtney	Baltimore Ravens	Linebacker
Warmack, Chance	Tennessee Titans	Offensive Guard
Williams, Jesse	Seattle Seahawks	Defensive Tackle

Practice Squad Roster

Harris, Jerrell	Detroit Lions	Linebacker
Hubbard, Adrian	Green Bay Packers	Linebacker
Smelley, Brad	St. Louis Rams	Tight End
Steen, Anthony	Arizona Cardinals	Offensive Guard
Williams, Michael	Detroit Lions	Offensive Tackle

2014 ALABAMA FOOTBALL PARTICIPATION CHART

	Career G-GS	2014 G-GS	2013 G-GS	2012 G-GS	2011 G-GS	2010 G-GS	Consecutive Games	Consecutive Starts
Jonathan Allen	20-7	8-7	12-0	—	—	—	20	2
Ryan Anderson	21-0	8-0	13-0	RS	—	—	21	—
Dakota Ball	9-0	8-0	1-0	—	—	—	8	—
Parker Barrineau	11-0	4-0	7-0	—	—	—	—	—
Cooper Bateman	8-0	8-0	RS	—	—	—	8	—
Jerrold Bierbower	2-0	1-0	1-0	—	—	—	—	—
Chris Black	15-3	7-3	8-0	RS	—	—	2	1
Bradley Bozeman	7-2	7-2	—	—	—	—	7	—
Leon Brown	17-7	8-6	9-1	—	—	—	9	2
Tony Brown	8-2	8-2	—	—	—	—	8	—
Jake Coker	5-0	5-0	—	—	—	—	—	—
Landon Collins	35-17	8-8	13-9	14-0	—	—	35	17
Jonathan Cook	2-0	2-0	—	—	—	—	—	—
Amari Cooper	34-24	8-8	12-7	14-9	—	—	18	13
Trey DePriest	47-33	7-7	13-13	14-13	13-0	—	7	7
Denzel Devall	32-8	5-5	13-3	14-0	—	—	—	—
Josh Dickerson	2-0	2-0	—	—	—	—	—	—
Xzavier Dickson	41-10	8-4	12-0	14-6	7-0	—	8	3
Kenyan Drake	28-2	5-1	11-1	12-0	—	—	—	—
Rashaan Evans	7-0	7-0	—	—	—	—	2	—
Malcolm Faciane	20-0	3-0	9-0	8-0	RS	—	—	—
Raheem Falkins	12-0	5-0	7-0	—	—	—	—	—
Ty Flournoy-Smith	4-0	4-0	—	—	—	—	—	—
Reuben Foster	16-1	7-1	9-0	—	—	—	—	—
Robert Foster	5-0	5-0	RS	—	—	—	—	—
Jalston Fowler	47-4	8-3	13-1	2-0	13-0	11-0	21	—
Josh Frazier	4-0	4-0	—	—	—	—	—	—
Kurt Freitag	2-0	—	2-0	RS	—	—	—	—
Brandon Greene	18-1	5-0	13-1	RS	—	—	2	—
Adam Griffith (PK)	16-8	8-8	8-0	RS	—	—	8	8
Shaun Dion Hamilton	8-0	8-0	—	—	—	—	8	—
Da'Shawn Hand	6-0	6-0	—	—	—	—	2	—
J.C. Hassenauer	1-0	1-0	—	—	—	—	—	—
Derrick Henry	20-0	8-0	12-0	—	—	—	19	—
Grant Hill	9-0	4-0	5-0	—	—	—	—	—
O.J. Howard	21-7	8-0	13-6	—	—	—	21	—
Brandon Ivory	37-14	8-2	12-11	13-1	4-0	RS	13	—
Dominick Jackson	4-0	4-0	—	—	—	—	—	—
Eddie Jackson	12-9	5-5	7-4	—	—	—	3	3
Christion Jones	48-22	8-5	13-7	14-10	13-0	—	48	—
Cyrus Jones	30-13	8-8	11-5	11-0	—	—	8	8
Hootie Jones	3-0	3-0	—	—	—	—	—	—
Tyren Jones	5-0	5-0	RS	—	—	—	2	—
Ryan Kelly	25-14	6-6	9-8	10-0	RS	—	1	1
Korren Kirven	7-0	2-0	5-0	RS	—	—	—	—
Arie Kouandjio	34-21	8-8	13-13	11-0	2-0	RS	22	21
Darren Lake	24-0	3-0	13-0	8-0	—	—	—	—
Dillon Lee	29-1	8-1	13-0	8-0	—	—	21	—
Dee Linder	3-0	2-0	1-0	—	—	—	—	—
Isaac Luatua	12-0	4-0	8-0	—	—	—	—	—
Cole Mazza	21-21 (LS)	8-8	13-13	—	—	—	21	21
Corey McCarron	3-0	—	3-0	—	—	—	—	—
Alex Morris	4-0	3-0	1-0	RS	—	—	—	—
Michael Nysewander	7-0	5-0	1-0	1-0	—	—	—	—
Anthony Orr	5-0	—	5-0	—	—	—	—	—
Tyler Owens	2-0	1-0	1-0	—	—	—	—	—
Nick Perry	39-11	8-7	2-0	14-4	9-0	5-0	8	4
D.J. Pettway	8-1	8-1	—	—	—	—	8	—
Reggie Ragland	32-7	8-7	13-0	11-0	—	—	30	5
Jarran Reed	8-7	8-7	—	—	—	—	8	7
A'Shawn Robinson	21-9	8-7	13-2	—	—	—	21	6
Cam Robinson	8-8	8-8	—	—	—	—	8	8
JK Scott	7-7	7-7	—	—	—	—	6	6
Austin Shepherd	38-21	8-8	13-13	10-0	7-0	—	22	21
Blake Sims	32-8	8-8	8-0	10-0	6-0	—	8	8
Cam Sims	7-0	7-0	—	—	—	—	3	—
Geno Smith	33-4	8-2	12-0	13-2	—	—	20	—
Maurice Smith	20-2	8-1	12-1	—	—	—	9	—
ArDarius Stewart	8-0	8-0	RS	—	—	—	8	—
Bradley Sylve	28-4	8-1	8-3	12-0	RS	—	8	—
Alphonse Taylor	16-2	8-2	8-0	RS	—	—	8	—
MK Taylor	2-0	—	2-0	—	—	—	—	—
Altee Tenpenny	21-0	8-0	13-0	—	—	—	21	—
Dalvin Tomlinson	9-0	8-0	1-0	RS	—	—	8	—
Brian Vogler	43-22	8-7	12-11	14-3	9-0	—	10	3
Paul Waldrop	2-0	—	2-0	—	—	—	—	—
Jabriel Washington	23-1	7-1	8-0	8-0	RS	—	3	—
DeAndrew White	36-20	6-6	13-7	5-5	12-2	—	5	5
Jarrick Williams	28-13	5-4	12-9	0-0	7-0	4-0	4	2
Tim Williams	14-0	7-0	7-0	—	—	—	7	—
T.J. Yeldon	34-19	8-7	12-11	14-1	—	—	10	4

ALABAMA'S MILESTONE VICTORIES

Win	Result of Game (Date and Site)
1	Alabama 56, Birmingham HS 0 Nov. 11, 1892 - Birmingham, Ala.
100	Alabama 49, Ole Miss 0 Oct. 11, 1919 - Tuscaloosa, Ala.
150	Alabama 34, Florida 0 Nov. 14, 1925 - Montgomery, Ala.
200	Alabama 28, George Washington 6 Oct. 8, 1932 - Washington, D.C.
250	Alabama 26, Kentucky 6 Oct. 29, 1938 - Lexington, Ky.
300	Alabama 54, SW Louisiana 0 Oct. 12, 1946 - Tuscaloosa, Ala.
350	Alabama 33, Georgia 12 Oct. 31, 1953 - Athens, Ga.
400	Alabama 36, Miami (FL) 3 Nov. 10, 1962 - Tuscaloosa, Ala.
450	Alabama 17, Southern Mississippi 14 Sept. 28, 1968 - Mobile, Ala.
500	Alabama 21, LSU 7 Nov. 22, 1973 - Baton Rouge, La.
550	Alabama 35, Virginia Tech 0 Oct. 28, 1978 - Tuscaloosa, Ala.
600	Alabama 28, Southern Mississippi 16 Nov. 12, 1983 - Birmingham, Ala.
650	Alabama 32, LSU 16 Nov. 11, 1989 - Baton Rouge, La.
700	Alabama 23, Ole Miss 9 Oct. 21, 1995 - Oxford, Miss.
750	Alabama 34, Tennessee 14 Oct. 26, 2002 - Knoxville, Tenn.
800	Alabama 30, Mississippi State 10 Nov. 13, 2010 - Tuscaloosa, Ala.

ALABAMA'S 10-WIN FOOTBALL SEASONS

Year	Record
1920	10-1
1925	10-0
1930	10-0
1934	10-0
1945	10-0
1952	10-2
1961	11-0
1962	10-2
1964	10-1
1966	11-0
1971	11-1
1972	10-2
1973	11-1
1974	11-1
1975	11-1
1977	11-1
1978	11-1
1979	12-0
1980	10-2
1986	10-3
1989	10-2
1991	11-1
1992	13-0
1994	12-1
1996	10-3
1999	10-3
2002	10-3
2008	12-2
2009	14-0
2010	10-3
2011	12-1
2012	13-1
2013	11-2

BRYANT-DENNY STADIUM ALL-TIME OPPONENTS

Opponent	Record
Arkansas	9-2
Arkansas State	1-0
AUBURN	2-5
BYU	1-0
Central Florida	0-1
Chattanooga	6-0
Cincinnati	2-0
Clemson	6-0
Colorado State	1-0
Duke	1-0
Duquesne	2-0
FLORIDA	8-4
FLORIDA ATLANTIC	2-0
Florida International	2-0
Florida State	2-0
Furman	3-0
Georgia	5-2
Georgia Southern	1-0
Georgia State	2-0
Hawai'i	1-0
Houston	5-0
Howard	9-0
Kent State	1-0
Kentucky	7-0
LSU	7-8
Louisiana Monroe	1-1
Louisiana Tech	0-1
Louisville	2-0
Mercer	2-0
Memphis State	4-0
Miami (Fla.)	6-0
Middle Tennessee	1-0
Millsaps	1-0
Ole Miss	17-1
Mississippi College	1-0
MISSISSIPPI STATE	35-8-1
North Carolina State	4-0
North Texas	4-0
Northern Illinois	0-1
Oglethorpe	1-0
Oklahoma	0-1
Penn State	2-2
Pensacola N.A.S.	1-0
Richmond	1-0
Rutgers	1-0
San Jose State	1-0
Sewanee	1-0
South Carolina	8-1
SOUTHERN MISSISSIPPI	20-1-1
Southwestern Louisiana	4-0
Southwestern Presbyterian	1-0
Tampa	1-0
Temple	1-0
Tennessee	5-3
TEXAS A&M	1-1
TCU	0-2
Tulane	2-0
Tulsa	3-0
UCLA	0-1
Utah State	2-0
Vanderbilt	15-1
Villanova	0-1
Virginia Tech	7-0
Washington	1-0
WESTERN CAROLINA	3-0
Western Kentucky	2-0
Wichita State	1-0

Bold indicates 2014 home opponents

ALABAMA HEAD COACH NICK SABAN



PREVIOUS COACHING EXPERIENCE

Miami Dolphins	Head Coach (2005-06)
LSU	Head Coach (2000-04)
Michigan State	Head Coach (1995-99)
Cleveland Browns	Def. Coordinator (1991-94)
Toledo	Head Coach (1990)
Houston Oilers	Secondary (1988-89)
Michigan State	Defensive Coordinator Secondary (1983-87)

YEAR-BY-YEAR RECORD

TOLEDO (9-2, .818)

Year	Overall	Conf.	Notes
1990	9-2	7-1	MAC Champs

MICHIGAN STATE (34-24-1, .585)

Year	Overall	Conf.	Notes
1995	6-5-1	4-3-1	Independence Bowl
1996	6-6	5-3	Sun Bowl
1997	7-5	4-4	Aloha Bowl
1998	6-6	4-4	
1999	9-2	6-2	Second Place Big Ten

LSU (48-16, .750)

Year	Overall	Conf.	Notes
2000	8-4	5-3	Peach Bowl
2001	10-3	5-3	SEC Champions; Sugar Bowl
2002	8-5	5-3	SEC West Champions
2003	13-1	7-1	BCS and SEC Champions
2004	9-3	6-2	Capital One Bowl

MIAMI DOLPHINS (15-17, .469)

Year	Overall	Notes
2005	9-7	Dolphins' 5-game improvement
2006	6-10	was among NFL's best

ALABAMA (81-16, .835) [86-16, .843]

Year	Overall	Conf.	Notes
2007	%2-6 (7-6)	1-4 (4-4)	Independence Bowl
2008	12-2	8-0	Sugar Bowl
2009	14-0	8-0	BCS and SEC Champions
2010	10-3	5-3	Capital One Bowl Champs
2011	12-1	7-1	BCS National Champions
2012	13-1	7-1	BCS and SEC Champions
2013	11-2	7-1	Sugar Bowl
2014	7-1	4-1	

% Five wins later vacated by NCAA.

COLLEGE:	172-58-1 (.747) [177-58-1, .752]
TOTAL:	187-75-1 (.713) [192-75-1, .718]

- Saban has a 172-58-1 (.747) record as a college head coach to date. He has four national championships – three at Alabama – five conference championships and 15 of his teams have played in postseason bowl games, including a trip to the BCS National Championship Game following the 2003, 2009, 2011 and 2012 seasons.

- Saban is the only coach to win four BCS national championships. He is the first coach to win back-to-back BCS national championships and has won four titles in his last eight years coaching college football. Saban is one of three college coaches in the poll era (since 1936) to win three national championships in four years, joining Frank Leahy (Notre Dame - 1946-47, 1949) and Tom Osborne (Nebraska - 1994-95, 1997). He is also just the fourth coach in the poll era to win four national championships (Paul "Bear" Bryant, John McKay and Leahy).

- In 2009, Saban produced Alabama's first national championship in 17 years by guiding the Crimson Tide to a 14-0 season with dominant wins over Florida in the SEC championship and Texas in the Citi BCS National Championship Game. He then followed that up with his second BCS championship in three years with a 21-0 shutout of LSU following the 2011 season at the Allstate BCS National Championship Game. He made it back-to-back BCS national championships with a 42-14 win over Notre Dame in the Discover BCS National Championship Game.

- In addition to the on-field success, the 2011 team was also recognized with the Disney Spirit Award, which was presented to snapper Carson Tinker, for the team's response to the community following the tornado that devastated Tuscaloosa on April 27, 2011. The Tide also had extensive success in the classroom with 38 SEC Academic Honor Roll selections, a league record, and produced an Academic All-American in Barrett Jones.

- His most recent college head coaching stint, a five-season run at LSU, produced a record of 48-16 (.750), one national championship (2003), two Southeastern Conference championships, three SEC West Division championships, and a 3-2 record in bowl games including two Sugar Bowl victories and a Peach Bowl win. The Tigers constructed a 28-12 (.700) record against SEC opponents under Saban's guidance. He was named the 2003 National Coach of the Year by the Associated Press and earned both the Paul W. "Bear" Bryant National Coach of the Year Award and the Eddie Robinson Coach of the Year Award by the Football Writers Association of America. Saban was named SEC Coach of the Year twice (by the Birmingham News in 2001 and by the Associated Press in 2003).

- Saban served as head coach at Michigan State from 1995-99, his second stint at the East Lansing school as he also spent 1983-87 as the Spartans' defensive coordinator/secondary coach. After playing in just one bowl game in the previous four years, Michigan State made four postseason appearances in Saban's five years at the helm. Saban led MSU to a 34-24-1 (.585) record as head coach.

- In 1999, Saban led his final Spartans team to a No. 7 national ranking as MSU finished in a tie for second in the Big Ten. The Spartans defeated Notre Dame, Michigan, Ohio State and Penn State in the same year for the first time since 1965 and recorded six wins at home for the first time since the 1912 season. The Spartans' performance that year landed them a spot in the Citrus Bowl. The Spartans led the Big Ten in rushing defense (77.0 yards per game) and total defense (299.0 yards per game) while ranking fifth nationally in rushing defense and 11th in total defense. The Michigan State offense averaged 31.0 points per game.

- Saban's first head coaching position came at the University of Toledo in 1990, as he guided the Rockets to a record of 9-2 that year, finishing as co-champions of the Mid-American Conference. The Rockets ranked among the NCAA leaders in both total defense (12th at 284.8 yards) and scoring defense (16th at 16.2 points), and missed posting an undefeated record by a mere five points.

- A native of Fairmont, W.Va., Saban is a 1973 graduate of Kent State University where he earned a bachelor's degree in business. He earned a master's degree in sports administration from Kent State in 1975. Born October 31, 1951, Saban and his wife, the former Terry Constable, have two children, Nicholas and Kristen. They have one granddaughter, Amélie, and a daughter-in-law, Kelsé.

- At Michigan State, Saban started the "Nick's Kids" Foundation, which the Sabans continue here in Tuscaloosa. Since their arrival at the University of Alabama, the Sabans have helped raise more than \$4.6 million for "Nick's Kids" that has been distributed to more than 150 charities and organizations throughout the state of Alabama and the Southeast. The Sabans also built 15 homes, one for each of the Tide's national championships, with Project Team Up and Habitat for Humanity following the April 27, 2011, tornado that struck Tuscaloosa.

- In June of 2008, the Sabans announced a \$1 million gift to benefit Alabama's first-generation scholarship program. The gift has a special meaning to the Sabans as both Nick and Terry were both first-generation graduates.

SABAN PERSONAL QUICK FACTS

Born:	October 31, 1951	
Wife:	Terry	
Children:	Nicholas and Kristen	
Education:	Kent State Bachelor's Degree Business (1973)	Kent State Master's Degree Sports Administration (1975)

SABAN YEAR-BY-YEAR RESULTS (PRIOR TO ALABAMA)

1990 - TOLEDO (9-2-0, 7-1 MAC)

Date	Opponent	Score
Sept. 8	at Miami (Ohio)	W, 20-14
Sept. 15	Northern Illinois	W, 23-14
Sept. 22	at Ball State	W, 28-16
Sept. 29	at Ohio	W, 27-20
Oct. 6	Eastern Michigan	W, 37-23
Oct. 13	Bowling Green	W, 19-13
Oct. 20	at Central Michigan	L, 12-13
Oct. 27	Kent State	W, 28-14
Nov. 3	at Western Michigan	W, 37-9
Nov. 10	Navy	L, 10-14
Nov. 17	Arkansas State	W, 43-28

1995 - MICHIGAN STATE (6-5-1, 4-3-1 Big 10)

Date	Opponent	Score
Sept. 9	Nebraska	L, 10-50
Sept. 16	at Louisville	W, 30-7
Sept. 23	at Purdue	T, 35-35
Sept. 30	Boston College	W, 25-21
Oct. 7	Iowa (HC)	L, 7-21
Oct. 14	at Illinois	W, 27-21
Oct. 21	Minnesota	W, 34-31
Oct. 28	at Wisconsin	L, 14-45
Nov. 4	Michigan	W, 28-25
Nov. 11	at Indiana	W, 31-13
Nov. 25	Penn State	L, 20-24
Dec. 29	LSU (Independence Bowl)	L, 26-45

1996 - MICHIGAN STATE (6-6, 5-3 Big 10)

Date	Opponent	Score
Aug. 31	Purdue	W, 52-14
Sept. 7	at Nebraska	L, 14-55
Sept. 21	Louisville	L, 20-30
Sept. 28	Eastern Michigan	W, 47-0
Oct. 5	at Iowa	L, 30-37
Oct. 12	Illinois (HC)	W, 42-14
Oct. 19	at Minnesota	W, 27-9
Oct. 26	Wisconsin	W, 30-13
Nov. 2	at Michigan	L, 29-45
Nov. 9	Indiana	W, 38-15
Nov. 23	at Penn State	L, 29-32
Dec. 31	Stanford (Sun Bowl)	L, 0-38

1997 - MICHIGAN STATE (7-5, 4-4)

Date	Opponent	Score
Sept. 6	Western Michigan	W, 42-10
Sept. 13	Memphis	W, 51-21
Sept. 20	at Notre Dame	W, 23-7
Oct. 4	Minnesota (HC)	W, 31-10
Oct. 11	at Indiana	W, 38-6
Oct. 18	at Northwestern	L, 17-19
Oct. 25	Michigan	L, 7-23
Nov. 1	Ohio State	L, 13-37
Nov. 8	at Purdue	L, 21-22
Nov. 22	at Illinois	W, 27-17
Nov. 29	Penn State	W, 49-14
Dec. 25	Washington (Aloha Bowl)	L, 23-51

1998 - MICHIGAN STATE (6-6, 4-4 Big 10)

Date	Opponent	Score
Aug. 29	Colorado State	L, 16-23
Sept. 5	at Oregon	L, 14-48
Sept. 12	Notre Dame	W, 45-23
Sept. 26	at Michigan	L, 17-29
Oct. 3	Central Michigan	W, 38-7
Oct. 10	Indiana (HC) (2 OT)	W, 38-31
Oct. 24	at Minnesota	L, 18-19
Oct. 31	Northwestern	W, 29-5
Nov. 7	at Ohio State	W, 28-24
Nov. 14	Purdue	L, 24-25
Nov. 21	Illinois	W, 41-9
Nov. 28	at Penn State	L, 28-51

1999 - MICHIGAN STATE (9-2, 6-2 Big 10)

Date	Opponent	Score
Sept. 2	Oregon	W, 27-20
Sept. 11	Eastern Michigan	W, 51-7
Sept. 18	at Notre Dame	W, 23-13
Sept. 25	at Illinois	W, 27-10
Oct. 2	Iowa (HC)	W, 49-3
Oct. 9	Michigan	W, 34-31
Oct. 16	at Purdue	L, 28-52
Oct. 30	at Wisconsin	L, 10-40
Nov. 6	Ohio State	W, 23-7
Nov. 13	at Northwestern	W, 34-0
Nov. 20	Penn State	W, 35-28

2000 - LSU (8-4, 5-3 SEC)

Date	Opponent	Score
Sept. 2	Western Carolina	W, 58-0
Sept. 9	Houston	W, 28-13
Sept. 16	at Auburn	L, 17-34
Sept. 23	Alabama-Birmingham (HC)	L, 10-13
Sept. 30	Tennessee (OT)	W, 38-31
Oct. 7	at Florida	L, 9-41
Oct. 14	Kentucky	W, 34-0
Oct. 21	Mississippi State (OT)	W, 45-38
Nov. 4	Alabama	W, 30-28
Nov. 11	at Ole Miss	W, 20-9
Nov. 24	at Arkansas	L, 3-14
Dec. 29	Georgia Tech (Peach Bowl)	W, 28-14

2001 - LSU (10-3, 5-3 SEC)

Date	Opponent	Score
Sept. 1	Tulane	W, 48-17
Sept. 8	Utah State	W, 31-14
Sept. 29	at Tennessee	L, 18-26
Oct. 6	Florida	L, 15-44
Oct. 13	at Kentucky	W, 29-25
Oct. 20	at Mississippi State	W, 42-0
Oct. 27	Ole Miss	L, 24-35
Nov. 3	at Alabama	W, 35-21
Nov. 10	Middle Tennessee (HC)	W, 30-14
Nov. 23	Arkansas	W, 41-38
Dec. 1	Auburn	W, 27-14
Dec. 8	Tennessee (SEC Champ.)	W, 30-21
Jan. 1	Illinois (Sugar Bowl)	W, 47-34

2002 - LSU (8-5, 5-3 SEC)

Date	Opponent	Score
Sept. 1	at Virginia Tech	L, 8-26
Sept. 7	The Citadel	W, 35-10
Sept. 14	Miami (Ohio)	W, 33-7
Sept. 28	Mississippi State	W, 31-13
Oct. 5	Louisiana-Lafayette (HC)	W, 48-0
Oct. 12	at Florida	W, 36-7
Oct. 19	South Carolina	W, 38-14
Oct. 26	at Auburn	L, 7-32
Nov. 9	at Kentucky	W, 33-30
Nov. 16	Alabama	L, 0-31
Nov. 23	Ole Miss	W, 14-13
Nov. 29	at Arkansas	L, 20-21
Jan. 1	Texas (Cotton Bowl)	L, 20-35

2003 - LSU (13-1, 7-1 SEC)

Date	Opponent	Score
Aug. 30	Louisiana-Monroe	W, 49-7
Sept. 6	at Arizona	W, 59-13
Sept. 13	Western Illinois	W, 35-7
Sept. 20	Georgia	W, 17-10
Sept. 27	at Mississippi State	W, 41-6
Oct. 11	Florida	L, 7-19
Oct. 18	at South Carolina	W, 33-7
Oct. 25	Auburn	W, 31-7
Nov. 1	Louisiana Tech (HC)	W, 49-10
Nov. 15	at Alabama	W, 27-3
Nov. 22	at Ole Miss	W, 17-14
Nov. 29	Arkansas	W, 55-24
Dec. 6	Georgia (SEC Champ.)	W, 34-13
Jan. 4	Oklahoma (BCS Champ.)	W, 21-14

2004 - LSU (9-3, 6-2 SEC)

Date	Opponent	Score
Sept. 4	Oregon State (OT)	W, 22-21
Sept. 11	Arkansas State	W, 55-3
Sept. 18	at Auburn	L, 9-10
Sept. 25	Mississippi State	W, 55-0
Oct. 2	at Georgia	L, 16-45
Oct. 9	at Florida	W, 24-21
Oct. 23	Troy State (HC)	W, 24-20
Oct. 30	Vanderbilt	W, 24-7
Nov. 13	Alabama	W, 26-10
Nov. 20	Ole Miss	W, 27-24
Nov. 26	Arkansas	W, 43-14
Jan. 1	Iowa (Capital One Bowl)	L, 25-30

SABAN YEAR-BY-YEAR RESULTS (AT ALABAMA)

2007 - ALABAMA (2-6, 1-4 SEC) [7-6, 4-4 SEC]

Date	Opponent	Score
Sept. 1	Western Carolina	%W, 52-6
Sept. 8	at Vanderbilt	%W, 24-10
Sept. 15	Arkansas	%W, 41-38
Sept. 22	Georgia (OT)	L, 23-26
Sept. 29	Florida State (Jacksonville)	L, 14-21
Oct. 6	Houston (HC)	%W, 30-24
Oct. 13	at Ole Miss	%W, 27-24
Oct. 20	Tennessee	W, 41-17
Nov. 3	LSU	L, 34-41
Nov. 10	at Mississippi State	L, 12-17
Nov. 17	Louisiana-Monroe	L, 14-21
Nov. 25	at Auburn	L, 10-17
Dec. 30	Colorado (Independence Bowl)	W, 30-24

% Later vacated by NCAA ruling.

2008 - ALABAMA (12-2, 8-0 SEC)

Date	Opponent	Score
Aug. 30	Clemson (Atlanta)	W, 34-10
Sept. 6	Tulane	W, 20-6
Sept. 13	Western Kentucky	W, 41-7
Sept. 20	at Arkansas	W, 49-14
Sept. 27	at Georgia	W, 41-30
Oct. 4	Kentucky	W, 17-14
Oct. 18	Ole Miss	W, 24-20
Oct. 25	at Tennessee	W, 29-9
Nov. 1	Arkansas State (HC)	W, 35-0
Nov. 8	at LSU (OT)	W, 27-21
Nov. 15	Mississippi State	W, 32-7
Nov. 29	Auburn	W, 36-0
Dec. 6	Florida (SEC Champ.)	L, 20-31
Jan. 1	Utah (Sugar Bowl)	L, 17-31

2009 - ALABAMA (14-0, 8-0 SEC)

Date	Opponent	Score
Sept. 5	Virginia Tech (Atlanta)	W, 34-24
Sept. 12	Florida International	W, 40-14
Sept. 19	North Texas	W, 53-7
Sept. 26	Arkansas	W, 35-7
Oct. 3	at Kentucky	W, 38-20
Oct. 10	at Ole Miss	W, 22-3
Oct. 17	South Carolina (HC)	W, 20-6
Oct. 24	Tennessee	W, 12-10
Nov. 7	LSU	W, 24-15
Nov. 14	at Mississippi State	W, 31-3
Nov. 21	Tennessee-Chattanooga	W, 45-0
Nov. 27	at Auburn	W, 26-21
Dec. 5	Florida (SEC Champ.)	W, 32-13
Jan. 7	Texas (BCS Champ.)	W, 37-21

2010 - ALABAMA (10-3, 5-3 SEC)

Date	Opponent	Score
Sept. 4	San Jose State	W, 48-3
Sept. 11	Penn State	W, 24-3
Sept. 18	at Duke	W, 62-13
Sept. 25	at Arkansas	W, 24-20
Oct. 2	Florida	W, 31-6
Oct. 9	at South Carolina	L, 21-35
Oct. 16	Ole Miss (HC)	W, 23-10
Oct. 23	at Tennessee	W, 41-10
Nov. 6	at LSU	L, 21-24
Nov. 13	Mississippi State	W, 30-10
Nov. 18	Georgia State	W, 63-7
Nov. 26	Auburn	L, 27-28
Jan. 1	Michigan State (Capital One Bowl)	W, 49-7

2011 - ALABAMA (12-1, 7-1 SEC)

Date	Opponent	Score
Sept. 3	Kent State	W, 48-7
Sept. 10	at Penn State	W, 27-11
Sept. 17	North Texas	W, 41-0
Sept. 24	Arkansas	W, 38-14
Oct. 1	at Florida	W, 38-10
Oct. 8	Vanderbilt	W, 34-0
Oct. 15	at Ole Miss	W, 52-7
Oct. 22	Tennessee	W, 37-6
Nov. 5	LSU (OT)	L, 6-9
Nov. 12	at Mississippi State	W, 24-7
Nov. 19	Georgia Southern	W, 45-21
Nov. 26	at Auburn	W, 42-14
Jan. 9	vs. LSU (BCS Champ.)	W, 21-0

2012 - ALABAMA (13-1, 7-1 SEC)

Date	Opponent	Score
Sept. 1	vs. Michigan (Arlington)	W, 41-14
Sept. 8	Western Kentucky	W, 35-0
Sept. 15	at Arkansas	W, 52-0
Sept. 22	Florida Atlantic	W, 40-7
Sept. 29	Ole Miss	W, 33-14
Oct. 13	at Missouri	W, 42-10
Oct. 20	at Tennessee	W, 44-13
Oct. 27	Mississippi State	W, 38-7
Nov. 3	at LSU	W, 21-17
Nov. 10	Texas A&M	L, 24-29
Nov. 17	Western Carolina	W, 49-0
Nov. 24	Auburn	W, 49-0
Dec. 1	vs. Georgia (SEC Champ.)	W, 32-28
Jan. 7	vs. Notre Dame (BCS Champ.)	W, 42-14

2013 - ALABAMA (11-2, 7-1 SEC)

Date	Opponent	Score
Aug. 31	vs. Virginia Tech (Atlanta)	W, 35-10
Sept. 14	at Texas A&M	W, 49-42
Sept. 21	Colorado State	W, 31-6
Sept. 28	Ole Miss	W, 25-0
Oct. 5	Georgia State	W, 45-3
Oct. 12	at Kentucky	W, 48-7
Oct. 19	Arkansas	W, 52-0
Oct. 26	Tennessee	W, 45-10
Nov. 9	LSU	W, 38-17
Nov. 16	at Mississippi State	W, 20-7
Nov. 23	Chattanooga	W, 49-0
Nov. 30	at Auburn	L, 28-34
Jan. 2	vs. Oklahoma (Sugar Bowl)	L, 31-45

2014 - ALABAMA (7-1, 4-1 SEC)

Date	Opponent	Score
Aug. 30	vs. West Virginia (Atlanta)	W, 33-23
Sept. 6	Florida Atlantic	W, 41-0
Sept. 13	Southern Miss	W, 52-12
Sept. 20	Florida	W, 42-21
Oct. 4	at Ole Miss	L, 17-23
Oct. 11	at Arkansas	W, 14-13
Oct. 18	Texas A&M	W, 59-0
Oct. 25	at Tennessee	W, 34-20

THE LAST TIME IT HAPPENED

INDIVIDUAL

Kickoff Returned for a Touchdown	Alabama:	Christian Jones vs. Virginia Tech in Atlanta, Aug. 31, 2013 (94 yards)
	Opponent:	Mario Alford, West Virginia in Atlanta, Aug. 30, 2014 (100 yards)
Punt Returned for a Touchdown	Alabama:	Christian Jones vs. Chattanooga in Tuscaloosa, Nov. 23, 2013 (75 yards)
	Opponent:	Prince Miller, Georgia in Athens, Sept. 27, 2008 (92 yards)
Interception Returned for a Touchdown	Alabama:	Landon Collins vs. Tennessee in Tuscaloosa, Oct. 26, 2013 (89 yards)
	Opponent:	Anthony Johnson, Mississippi State in Starkville, Nov. 10, 2007 (100 yards)
Fumble Return/Recovery for a Touchdown	Alabama:	Cyrus Jones vs. Ole Miss in Oxford, Oct. 4, 2014 (13 yards)
	Opponent:	Geneo Grissom, Oklahoma in New Orleans, Jan. 2, 2014 (8 yards)
Blocked Punt Returned for a Touchdown	Alabama:	Dillon Lee vs. Colorado State in Tuscaloosa, Sept. 21, 2013 (15 yards) - Kenyan Drake with block
	Opponent:	Thomas Davis, Georgia in Athens, Oct. 4, 2003 (7 yards)
Blocked FG Returned for a Touchdown	Alabama:	Dont'a Hightower (blk)/Dre Kirkpatrick (ret) vs. Georgia Southern in Tuscaloosa, Nov. 19, 2011 (55 yards)
	Opponent:	Cornelius Washington (blk)/Alec Ogletree (ret), Georgia in Atlanta, Dec. 1, 2012 (55 yards)
Blocked PAT for Two-Point Conversion	Alabama:	Kenny Smith & Kecalif Bailey vs. E. Carolina in Tuscaloosa, Oct. 17, 1998
	Opponent:	Kevin Woods, Northern Illinois in Tuscaloosa, Sept. 20, 2003
Blocked Punt	Alabama:	Kenyan Drake vs. Colorado State in Tuscaloosa, Sept. 21, 2013
	Opponent:	Montario Hardesty, Tennessee in Knoxville, Oct. 25, 2008
Blocked PAT	Alabama:	Jonathan Allen vs. Arkansas in Fayetteville, Oct. 11, 2014
	Opponent:	Mike McNeil, Auburn in Tuscaloosa, Nov. 29, 2008
Blocked Field Goal	Alabama:	A'Shawn Robinson vs. Chattanooga in Tuscaloosa, Nov. 23, 2013
	Opponent:	Cornelius Washington, Georgia in Atlanta, Dec. 1, 2012
300 Yards Total Offense	Alabama:	328, Blake Sims vs. Tennessee in Knoxville, Oct. 25 2014 (286 passing, 42 rushing)
	Opponent:	354, Clint Trickett, West Virginia in Atlanta, Aug. 30, 2014 (365 passing, -11 rushing)
400 Yards Total Offense	Alabama:	484, Blake Sims vs. Florida in Tuscaloosa, Sept. 20, 2014 (445 passing, 39 rushing)
	Opponent:	562, Johnny Manziel, Texas A&M in College Station, Sept. 14, 2013 (464 passing, 98 rushing)
100 Yards Rushing	Alabama:	114, T.J. Yeldon vs. Texas A&M in Tuscaloosa, Oct. 18, 2014
	Opponent:	164, Tre Mason, Auburn in Auburn, Nov. 31, 2013
200 Yards Rushing	Alabama:	203, Trent Richardson vs. Auburn in Auburn, Nov. 26, 2011
	Opponent:	204, Cadillac Williams, Auburn in Auburn, Nov. 22, 2003
250 Yards Rushing	Alabama:	291, Shaun Alexander vs. LSU in Baton Rouge, Nov. 9, 1996
	Opponent:	256, Bo Jackson, Auburn in Birmingham, Dec. 3, 1983
300 Yards Rushing	Alabama:	Has not occurred
	Opponent:	Has not occurred
Three Rushing Touchdowns	Alabama:	Kenyan Drake vs. Southern Miss in Tuscaloosa, Sept. 13, 2014
	Opponent:	DeShaun Foster, UCLA in Los Angeles, Sept. 2, 2000
Four Rushing Touchdowns	Alabama:	Trent Richardson vs. Ole Miss in Oxford, Oct. 15, 2011
	Opponent:	N/A
Five Rushing Touchdowns	Alabama:	Santonio Beard vs. Ole Miss in Tuscaloosa, Oct. 12, 2002
	Opponent:	N/A
Two 100-Yard Rushers	Alabama:	T.J. Yeldon (126) and Derrick Henry (113) vs. West Virginia in Atlanta, Aug. 30, 2014
	Opponent:	Marion Barber (187) and Laurence Maroney (105), Minnesota in Nashville, Dec. 31, 2004
Three or More 100-Yard Rushers	Alabama:	4 (James Taylor, 142; Wilbur Jackson, 138; Calvin Culliver, 127; Richard Todd, 102), vs. Virginia Tech in Tuscaloosa, Oct. 27, 1973
	Opponent:	Has not occurred

THE LAST TIME IT HAPPENED

300-399 Yards Passing	Alabama: 387, AJ McCarron vs. Oklahoma in New Orleans, Jan. 2, 2014 Opponent: 365, Clint Trickett, West Virginia in Atlanta, Aug. 30, 2014
400-499 Yards Passing	Alabama: 445, Blake Sims vs. Florida in Tuscaloosa, Sept. 20, 2014 Opponent: 464, Johnny Manziel, Texas A&M in College Station, Sept. 14, 2013
500-599 Yards Passing	Alabama: Has not occurred Opponent: 528, Rohan Davey, LSU in Tuscaloosa, Nov. 3, 2001
Three Passing Touchdowns	Alabama: Blake Sims vs. Texas A&M in Tuscaloosa, Oct. 18, 2014 Opponent: Bo Wallace, Ole Miss in Oxford, Oct. 4, 2014
Four Passing Touchdowns	Alabama: Blake Sims vs. Florida in Tuscaloosa, Sept. 20, 2014 Opponent: Jason Whieldon, Hawai'i in Honolulu, Nov. 29, 2003
Five Passing Touchdowns	Alabama: Gary Hollingsworth, vs. Ole Miss in Oxford, Nov. 4, 1989 Opponent: Johnny Manziel, Texas A&M in College Station, Sept. 14, 2013
Six Passing Touchdowns	Alabama: Has not occurred Opponent: Danny Wuerffel, Florida in Atlanta, Dec. 7, 1996
Three Interceptions Thrown	Alabama: John Parker Wilson vs. Florida in Gainesville, Sept. 30, 2006 Opponent: Ryan Mallett, Arkansas in Fayetteville, Sept. 25, 2010
Four Interceptions Thrown	Alabama: Andrew Zow vs. Central Florida in Tuscaloosa, Oct. 28, 2000 Opponent: Drew Little, Georgia State in Tuscaloosa, Nov. 18, 2010
Five Interceptions Thrown	Alabama: Jeff Rutledge vs. Nebraska in Lincoln, Sept. 17, 1977 Opponent: Kent Austin, Ole Miss in Tuscaloosa, Sept. 17, 1983
10 or More Receptions in a Game	Alabama: 10, Amari Cooper vs. Florida in Tuscaloosa, Sept. 20, 2014 Opponent: 11, Ryan Swope, Texas A&M in Tuscaloosa, Nov. 10, 2012
100-199 Yards Receiving	Alabama: 140, Amari Cooper vs. Texas A&M in Tuscaloosa, Oct. 18, 2014 Opponent: 105, LaColtan Bester, Oklahoma in New Orleans, Jan. 2, 2014
200-299 Yards Receiving	Alabama: 224, Amari Cooper vs. Tennessee in Knoxville, Oct. 25, 2014 Opponent: 279, Mike Evans, Texas A&M in College Station, Sept. 14, 2013
Two 100-Yard Receivers	Alabama: 139, DeAndrew White; 121, Amari Cooper vs. Oklahoma in New Orleans, Jan. 2, 2014 Opponent: Josh Reed (293) & Michael Clayton (126), LSU in Tuscaloosa, Nov. 3, 2001
Four or More Field Goals in a Game	Alabama: 4, Adam Griffith vs. West Virginia in Atlanta, Aug. 30, 2014 Opponent: 4, Corey Acosta, Southern Miss in Tuscaloosa, Sept. 13, 2014
50-Yard or Longer Field Goal	Alabama: 53, Cade Foster vs. Ole Miss in Tuscaloosa, Sept. 28, 2013 Opponent: 53, Wil Lutz, Georgia State in Tuscaloosa, Oct. 5, 2013
Two Interceptions in a Game	Alabama: Robert Lester vs. Mississippi State in Tuscaloosa, Nov. 13, 2010 Opponent: Robert Johnson, Utah in New Orleans, Jan. 2, 2009
Three Interceptions in a Game	Alabama: Rashad Johnson vs. LSU in Baton Rouge, Nov. 8, 2008 Opponent: Has not occurred
Three Quarterback Sacks in a Game	Alabama: Courtney Upshaw vs. Auburn in Tuscaloosa, Nov. 26, 2010 Opponent: Quanterus Smith, Western Kentucky in Tuscaloosa, Sept. 8, 2012
Four Quarterback Sacks in a Game	Alabama: Derrick Thomas vs. Kentucky in Lexington, Oct. 1, 1988 Opponent: Has not occurred
Five Quarterback Sacks in a Game	Alabama: Derrick Thomas vs. Texas A&M in College Station, Dec. 1, 1988 Opponent: Has not occurred

THE LAST TIME IT HAPPENED

TEAM

Shutout (Defensive)	Alabama:	vs. Texas A&M (59-0) in Tuscaloosa, Oct. 18, 2014
	Opponent:	Auburn (9-0) in Tuscaloosa, Nov. 18, 2000
Safety	Alabama:	vs. Ole Miss in Tuscaloosa, Sept. 28, 2013 (Bo Wallace rush over left guard for loss after play started on the UM 1)
	Opponent:	vs. LSU in Tuscaloosa, Nov. 7, 2009 (McElroy intentional grounding in end zone)
Held to No Offensive Touchdowns	Alabama:	vs. LSU in Tuscaloosa, Nov. 5, 2011
	Opponent:	Texas A&M in Tuscaloosa, Oct. 18, 2014
30 First Downs in a Game	Alabama:	30 vs. Texas A&M in Tuscaloosa, Oct. 18, 2014
	Opponent:	31 by Texas A&M in College Station, Sept. 14, 2013
Held Under 10 First Downs	Alabama:	8 vs. LSU in Baton Rouge, Nov. 13, 2004
	Opponent:	8 by Texas A&M in Tuscaloosa, Oct. 18, 2014
450-499 Yards Total Offense	Alabama:	469 vs. Tennessee in Knoxville, Oct. 25, 2014 (286 passing, 183 rushing)
	Opponent:	475 by LSU in Tuscaloosa, Nov. 3, 2007 (388 passing, 87 rushing)
500-599 Yards Total Offense	Alabama:	547 vs. Southern Miss in Tuscaloosa, Sept. 13, 2014 (214 passing, 333 rushing)
	Opponent:	519 by Auburn in Auburn, Nov. 22, 2003 (270 passing, 249 rushing)
600-699 Yards Total Offense	Alabama:	602 vs. Texas A&M in Tuscaloosa, Oct. 18, 2014 (304 passing, 298 rushing)
	Opponent:	628 by Texas A&M in College Station, Sept. 14, 2013 (464 passing, 164 rushing)
700+ Yards Total Offense	Alabama:	833 vs. Virginia Tech in Tuscaloosa, Oct. 27, 1973 (748 rushing, 85 passing)
	Opponent:	Has not occurred
800+ Yards Total Offense	Alabama:	833 vs. Virginia Tech in Tuscaloosa, Oct. 27, 1973 (748 rushing, 85 passing)
	Opponent:	Has not occurred
Held Under 200 Yards Total Offense in a Game	Alabama:	172 vs. Tulane in Tuscaloosa, Sept. 13, 2008 (73 passing, 99 rushing)
	Opponent:	172 by Texas A&M in Tuscaloosa, Oct. 18, 2014 (141 passing, 31 rushing)
300+ Yards Rushing in a Game	Alabama:	333 vs. Southern Miss in Tuscaloosa, Sept. 13, 2014
	Opponent:	302 by Georgia Southern in Tuscaloosa, Nov. 19, 2011
400+ Yards Rushing in a Game	Alabama:	435 vs. Tulane in Birmingham, Oct. 10, 1992
	Opponent:	485 by Southern California in Birmingham, Sept. 12, 1970
450+ Yards Rushing in a Game	Alabama:	458 vs. Ole Miss in Jackson, Miss., Sept. 20, 1980
	Opponent:	485 by Southern California in Birmingham, Sept. 12, 1970
500+ Yards Rushing in a Game	Alabama:	514 vs. Mississippi State in Starkville, Nov. 1, 1986
	Opponent:	Has not occurred
600+ Yards Rushing in a Game	Alabama:	748 vs. Virginia Tech in Tuscaloosa, Oct. 27, 1973
	Opponent:	Has not occurred
700+ Yard Rushing in a Game	Alabama:	748 vs. Virginia Tech in Tuscaloosa, Oct. 27, 1973
	Opponent:	Has not occurred
Held Under 100 Yards Rushing in a Game	Alabama:	66 vs. Arkansas in Fayetteville, Oct. 11, 2014
	Opponent:	31 by Texas A&M in Tuscaloosa, Oct. 18, 2014
Negative Yards Rushing in a Game	Alabama:	Has not occurred
	Opponent:	-9 by Kent State in Tuscaloosa, Sept. 3, 2011
300-399 Yards Passing	Alabama:	304 vs. Texas A&M in Tuscaloosa, Oct. 18, 2014
	Opponent:	365 by West Virginia in Atlanta, Aug. 30, 2014
400-499 Yards Passing	Alabama:	430 vs. Florida Atlantic in Tuscaloosa, Sept. 6, 2014
	Opponent:	464 by Texas A&M in College Station, Sept. 14, 2013

THE LAST TIME IT HAPPENED

500 Yards Passing	Alabama:	Has not occurred
	Opponent:	528 by LSU in Tuscaloosa, Nov. 3, 2001
Held Under 100 Yards Passing	Alabama:	58 vs. Texas in Pasadena, Jan. 7, 2010
	Opponent:	93 by Florida in Tuscaloosa, Sept. 20, 2014
200 Yards in Punt Returns	Alabama:	204 vs. LSU in Baton Rouge, Nov. 10, 1947
	Opponent:	Has not occurred
200 Yards in Kickoff Returns	Alabama:	250 vs. Boston College in Birmingham, Sept. 8, 1984
	Opponent:	243 (8) by Virginia Tech in Atlanta, Sept. 5, 2009
Scored 50-59 Points in a Game	Alabama:	59 vs. Texas A&M in Tuscaloosa, Oct. 18, 2014
	Opponent:	51 by Tennessee in Tuscaloosa, Oct. 26, 2003
Scored 60-69 Points in a Game	Alabama:	63 vs. Georgia State in Tuscaloosa, Nov. 18, 2010
	Opponent:	Has not occurred
Scored 70-79 Points in a Game	Alabama:	77 vs. Virginia Tech in Tuscaloosa, Oct. 27, 1973
	Opponent:	78 by Vanderbilt in Nashville, Oct. 20, 1906
Scored 80-89 Points in a Game	Alabama:	89 vs. Delta State in Tuscaloosa, Sept. 21, 1950
	Opponent:	Has not occurred
Scored 90 or More Points in a Game	Alabama:	110 vs. Marion Institute in Tuscaloosa, Sept. 30, 1922
	Opponent:	Has not occurred
Four Interceptions Thrown in a Game	Alabama:	vs. Kent State in Tuscaloosa, Sept. 3, 2011 (AJ McCarron, 2; Phillip Sims, 2)
	Opponent:	by Georgia State in Tuscaloosa, Nov. 18, 2010
Five Interceptions Thrown in a Game	Alabama:	vs. Penn State in Tuscaloosa, Oct. 29, 1990 (Gary Hollingsworth, 4; Danny Woodson, 1)
	Opponent:	by Ole Miss in Tuscaloosa, Sept. 17, 1983 (Kent Austin, 5)
Five or More Quarterback Sacks in a Game	Alabama:	6 vs. Texas A&M in Tuscaloosa, Oct. 18, 2014
	Opponent:	7 by Oklahoma in New Orleans, Jan. 2, 2014
Five or More Fumbles	Alabama:	7 vs. South Carolina in Columbia, Sept. 29, 2001 (lost two)
	Opponent:	8 by Arkansas in Fayetteville, Sept. 15, 2012 (lost three)
40 Minutes Time of Possession	Alabama:	41:13, vs. Clemson in Atlanta, Aug. 30, 2008
	Opponent:	N/A
Five Turnovers	Alabama:	Oklahoma in New Orleans, Jan. 2, 2014
	Opponent:	by Arkansas in Fayetteville, Sept. 15, 2012
Six Turnovers	Alabama:	vs. Arkansas in Tuscaloosa, Sept. 25, 1999
	Opponent:	by Tennessee in Knoxville, Oct. 26, 2002
Penalized for 100 Yards	Alabama:	104 vs. Texas A&M in College Station, Sept. 14, 2013
	Opponent:	106 by Mississippi in Tuscaloosa, Oct. 17, 2010
Penalized for Less Than 20 Yards	Alabama:	0 yards vs. Texas A&M in Tuscaloosa, Oct. 18, 2014
	Opponent:	6 by Texas A&M in Tuscaloosa, Oct. 18, 2014
15 or More Penalties	Alabama:	16 vs. Middle Tennessee in Tuscaloosa, Aug. 31, 2002
	Opponent:	15 by Mississippi State in Starkville, Nov. 11, 2000
Recovered On-side Kick	Alabama:	vs. Tennessee in Tuscaloosa, Oct. 20, 2007 (Christensen kick/Waldrop recovery)
	Opponent:	by Texas in Pasadena, Jan. 7, 2010

CRIMSON TIDE SPORTS NETWORK

The multimedia rights holder for the University of Alabama is Crimson Tide Sports Marketing. CTSM is a joint venture of Learfield Communications of Jefferson City, Missouri, and IMG College, based in Winston Salem, North Carolina. Jim Carabin serves as the network's general manager. Tom Roberts is the Director of Broadcasting. CTSM may be reached by calling 205-348-9600.

Alabama Football on Radio and TV

Live Radio: Crimson Tide Sports Network (60-plus stations)
Sirius Satellite Radio (113); XM (85)

Live TV: CBS
Verne Lundquist, Gary Danielson, Allie LaForce

CTSM Media Services (at LSU)

Monday-Wednesday	CTSM FTP Feed http://mirage.ia.ua.edu/transfer Username: ctsn Password: bama2013
Thursday, Nov. 6 7 p.m.	"Nick Saban Show" at Bob's Victory Grille
Saturday, Nov. 7 4 p.m.	Around the SEC Join Tyler Watts and Todd Robbins from Bob's Victory Grille
5 p.m.	Crimson Tide Tailgate Show Tom Roberts and Phil Savage preview today's game
6:20 p.m.	"Nick Saban Show" Eli Gold chats with Alabama head coach Nick Saban about today's game
6:30 p.m.	Alabama Football Pregame Show with Eli Gold and Phil Savage and Chris Stewart
7 p.m.	Kickoff
11 p.m.	Regions Bank 5th Quarter Show Postgame interviews from the Alabama locker room ... game analysis stats and more.

CTSN RADIO AFFILIATES

Alexander City.....	WBNM-AM 1050
Anniston	WHMA-FM 95.5
Apalachicola, Fla.	WFCT-FM 105.5
Arab.....	WAFN-FM 92.7
Ashland.....	WCKF-FM 100.7
Atlanta.....	WZGC-FM 92.9
Auburn	WMXA-FM 96.7
Birmingham	WJOX-FM 94.5
.....	WJOX-AM 690
Brewton	WKNU-FM 106.3
Centre.....	WEIS 990/100.5
Chattanooga, Tenn.....	WUOQ-FM 97.3/99.3
Clanton, Ala.	WHPH-FM 97.7
Columbia, Tenn.	WMRB-AM 910
Columbus, Ga.	WEAM-AM 1580
Corinth, Miss.	WADI-FM 95.3
Cullman	WJDN-AM 1460
Decatur.....	WWTM-AM 1400
Dothan.....	WBBK-FM 93.1
Fayette	WLDX-AM 990
Florence.....	WYTK-FM 93.9
Fort Payne	WFPA-AM 1400
Ft. Walton Beach, Fla. ...	WTKE-FM 98.1
Gadsden.....	WAAX-AM 570
Georgiana.....	WFXX-FM 107.7
Haleyville	WWWH-AM 1230
Huntsville.....	WUMP-AM 730
.....	WVNN-AM 770
.....	WVNN-FM 92.5
Jackson, Ala.	WHOD-FM 94.5
Jackson, Miss.	WJFN-AM 970
Jasper	WJLX 1240/101.5
Lewisburg, Tenn.	WAXO-AM 1220
Linden.....	WINL-FM 98.5
Meridian	WALT 910/102.1
Mobile	WZEW-FM 92.1
Monroeville	WMFC-FM 99.3
Montgomery	WDXX-FM 100.1
Nashville, Tenn.	WPRT-FM 102.5
Oneonta	WCRL 1570/95.3
Opp	WAMI-FM 102.3
Panama City, Fla.	WBPC-FM 95.1
Pensacola, Fla.	WBSR-AM 1450
Russellville	WGOL-AM 920
Scottsboro	WKEA-FM 98.3
.....	WWIC-AM 1050
Selma.....	WDXX-FM 100.1
Spartanburg, S.C.	WASC-AM 1530
Tallahassee	WTLS 1300/106.5
Tupelo, Miss.	WZLQ 98.5
Tuscaloosa	WFFN-FM 95.3
.....	WTSK-AM 790
Vernon	WJEC-FM 106.5
West Point, Ga.	WCJM-FM 100.9
Winfield	WKXM-AM 1300
.....	WKXM-FM 97.7

2014 ALABAMA ROSTER

NUMERICAL ROSTER			No.	Name	Pos.	Class	Ht.	Wt.	Exp.	Hometown/Last School
1	Chris Black	WR	93	Jonathan Allen	DL	So.	6-3	272	1L	Leesburg, Va./Stone Bridge
2	Tony Brown	DB	7	Ryan Anderson	LB	So.	6-2	258	1L	Daphne, Ala./Daphne
2	DeAndrew White	WR	28	Anthony Averett	DB	Fr.	6-0	180	RS	Woodbury, N.J./Woodbury
3	Bradley Sylve	DB	94	Dakota Ball	DL	So.	6-2	280	SQ	Lindale, Ga./Pepperell
4	Eddie Jackson	DB	87	Parker Barrineau	WR	Jr.	6-0	184	1L	Northport, Ala./American Christian Academy
4	T.J. Yeldon	RB	18	Cooper Bateman	QB	Fr.	6-3	215	RS	Murray, Utah/Cottonwood
5	Cyrus Jones	DB	31	Jerrold Bierbower	DB	Sr.	6-1	198	SQ	Dublin, Ohio/Coffman
5	Ronnie Clark	DB/RB	1	Chris Black	WR	So.	5-11	186	1L	Jacksonville, Fla./First Coast
6	Laurence "Hootie" Jones	DB	75	Bradley Bozeman	OL	Fr.	6-5	325	RS	Roanoke, Ala./Handley
6	Blake Sims	QB	72	Leon Brown	OL	Sr.	6-6	320	1L	Riverdale, Md./Parkdale/ASA College
7	Ryan Anderson	LB	2	Tony Brown	DB	Fr.	6-0	198	HS	Beaumont, Texas/Ozen
7	Cam Sims	WR	43	Gussie Busch	LB	Fr.	6-0	210	HS	St. Louis, Mo./Priory
8	Robert Foster	WR	67	Josh Casher	OL	Fr.	6-1	295	HS	Mobile, Ala./St. Paul's
9	Amari Cooper	WR	5	Ronnie Clark	DB/RB	Fr.	6-3	215	HS	Calera, Ala./Calera
9	Da'Shawn Hand	DL	14	Jake Coker	QB	Jr.	6-5	230	HS	Mobile, Ala./St. Paul's/Florida State
10	Reuben Foster	LB	26	Landon Collins	DB	Jr.	6-0	222	2L	Geismar, La./Dutchtown
11	Shaun Dion Hamilton	LB	12	Jonathan Cook	DB	Fr.	6-0	190	RS	Daphne, Ala./Spanish Fort
11	Alec Morris	QB	9	Amari Cooper	WR	Jr.	6-1	210	2L	Miami, Fla./Northwestern
12	Jonathan Cook	DB	39	Paden Crowder	LB	Jr.	6-4	235	SQ	Vestavia Hills, Ala./Vestavia Hills
12	David Cornwell	QB	12	David Cornwell	QB	Fr.	6-5	234	HS	Norman, Okla./Norman North
13	ArDarius Stewart	WR	48	David D'Amico	TE	So.	6-0	213	SQ	Birmingham, Ala./Vestavia Hills
14	Jake Coker	QB	62	Will Davis	OL	So.	6-5	316	SQ	Letohatchee, Ala./Fort Dale Academy
15	JK Scott	P	33	Trey DePriest	LB	Sr.	6-2	250	3L	Springfield, Ohio/Springfield
16	Jamey Mosley	LB	30	Denzel Devall	LB	Jr.	6-2	254	2L	Bastrop, La./Bastrop
17	Kenyan Drake	RB	55	Josh Dickerson	LB	Sr.	6-1	228	SQ	Evans, Ga./Lakeside
18	Cooper Bateman	QB	47	Xzavier Dickson	LB	Sr.	6-3	268	3L	Griffin, Ga./Griffin
19	Reggie England	LB	17	Kenyan Drake	RB	Jr.	6-1	202	2L	Powder Springs, Ga./Hillgrove
20	Tyren Jones	RB	36	Johnny Dwight	DL	Fr.	6-3	300	HS	Rochelle, Ga./Wilcox County
20	Jarrick Williams	DB	43	Lawrence Erekosima	RB	Fr.	5-7	175	HS	Simpsonville, S.C./Clinton
21	Maurice Smith	DB	32	Rashaan Evans	LB	Fr.	6-3	225	HS	Auburn, Ala./Auburn
22	Christion Jones	WR	85	Malcolm Faciane	TE	Jr.	6-5	265	2L	Picayune, Miss./Picayune Memorial
22	Nate Staskelunas	DB	80	Raheem Falkins	WR	So.	6-4	210	1L	New Orleans, La./G.W. Carver
23	Jabriel Washington	DB	83	Ty Flournoy-Smith	TE	Jr.	6-3	245	JC	Moultrie, Ga./Colquitt County/Georgia/Georgia Military
24	Geno Smith	DB	10	Reuben Foster	LB	So.	6-1	244	1L	Auburn, Ala./Auburn
25	Dillon Lee	LB	8	Robert Foster	WR	Fr.	6-3	191	RS	Monaca, Pa./Central Valley
25	Buddy Pell	RB	45	Jalston Fowler	RB	Sr.	6-1	248	3L	Mobile, Ala./Vigor
26	Landon Collins	DB	69	Joshua Frazier	DL	Fr.	6-3	335	HS	Springdale, Ark./Har-Ber
27	Derrick Henry	RB	41	Kurt Freitag	TE	So.	6-4	255	1L	Buford, Ga./Buford
27	Nick Perry	DB	37	Daniel Geddes	WR	Sr.	5-6	170	SQ	Northport, Ala./Tuscaloosa County
28	Anthony Averett	DB	48	Bo Grant	DB	So.	6-2	198	SQ	Valley, Ala./Valley
28	Altee Tenpenny	RB	89	Brandon Greene	TE	So.	6-5	304	1L	Ellenwood, Ga./Cedar Grove
29	Marlon Humphrey	DB	99	Adam Griffith	PK	So.	5-10	188	1L	Calhoun, Ga./Calhoun
30	Denzel Devall	LB	11	Shaun Dion Hamilton	LB	Fr.	6-0	233	HS	Montgomery, Ala./Carver
31	Jerrold Bierbower	DB	9	Da'Shawn Hand	DL	Fr.	6-4	273	HS	Woodbridge, Va./Woodbridge
32	Rashaan Evans	LB	58	Alex Harrelson	SN	Jr.	6-0	226	SQ	Vestavia Hills, Ala./Vestavia Hills
33	Trey DePriest	LB	86	Truett Harris	TE	Jr.	6-3	210	SQ	Brentwood, Tenn./Brentwood
34	Christian Miller	LB	63	J.C. Hassenauer	OL	Fr.	6-3	290	HS	Woodbury, Minn./East Ridge
35	Walker Jones	LB	27	Derrick Henry	RB	So.	6-3	241	1L	Yulee, Fla./Yulee
36	Johnny Dwight	DL	64	Grant Hill	OL	So.	6-6	322	1L	Huntsville, Ala./Huntsville
37	Daniel Geddes	WR	96	Stephen Hodge	DL	Jr.	6-1	257	SQ	Akron, Ala./Hale County
37	Zach Houston	DB	42	Keith Holcombe	LB	Fr.	6-3	215	HS	Tuscaloosa, Ala./Hillcrest
38	Tyler Owens	LB	37	Zach Houston	DB	Jr.	6-1	192	SQ	Daphne, Ala./Daphne
39	Paden Crowder	LB	88	O.J. Howard	TE	So.	6-6	240	1L	Prattville, Ala./Autauga Academy
39	Kyle Kazakevicius	WR	29	Marlon Humphrey	DB	Fr.	6-1	186	HS	Hoover, Ala./Hoover
40	Isaac Leon	TE	99	Brandon Ivory	DL	Sr.	6-4	308	3L	Memphis, Tenn./East
41	Kurt Freitag	TE	76	Dominick Jackson	OL	Jr.	6-7	320	JC	Cupertino, Calif./Homestead/College of San Mateo
42	Keith Holcombe	LB	4	Eddie Jackson	DB	So.	6-0	188	1L	Lauderdale Lakes, Fla./Boyd Anderson
43	Gussie Busch	LB	89	Bernel Jones	DL	Sr.	6-3	253	SQ	Montgomery, Ala./Jefferson Davis
43	Lawrence Erekosima	RB	22	Christion Jones	WR	Sr.	5-11	187	3L	Adamsville, Ala./Minor
44	Levi Wallace	DB	5	Cyrus Jones	DB	Jr.	5-10	194	2L	Baltimore, Md./Gilman
45	Jalston Fowler	RB	6	Laurence "Hootie" Jones	DB	Fr.	6-2	221	HS	Monroe, La./Neville

2014 ALABAMA ROSTER

NUMERICAL ROSTER		No.	Name	Pos.	Class	Ht.	Wt.	Exp.	Hometown/Last School
46	Michael Nysewander	TE	20 Tyren Jones	RB	Fr.	5-9	212	RS	Marietta, Ga./Walton
47	Xzavier Dickson	LB	35 Walker Jones	LB	Fr.	6-2	238	RS	Germantown, Tenn./Evangelical Christian
47	Corey McCarron	TE	39 Kyle Kazakevicius	WR	Sr.	6-0	184	SQ	Ocala, Fla./Trinity Catholic
48	David D'Amico	TE	70 Ryan Kelly	OL	Jr.	6-5	296	2L	West Chester, Ohio/Lakota West
48	Bo Grant	DB	81 Derek Kief	WR	Fr.	6-5	200	HS	Cincinnati, Ohio/La Salle
49	Kieran Williams	TE	85 Korren Kirven	DL	So.	6-5	297	1L	Lynchburg, Va./Brookville
50	Alphonse Taylor	OL	77 Arie Kouandjio	OL	Sr.	6-5	315	2L	Hyattsville, Md./DeMatha Catholic
51	Jake Long	DL	95 Darren Lake	DL	Jr.	6-3	323	2L	York, Ala./Sumter Central
52	Dee Liner	DL	98 Adrian Lamothe	P	So.	5-9	190	SQ	Monterrey, Mexico/Prepa Tec
52	Andre Sims	OL	25 Dillon Lee	LB	Jr.	6-4	243	2L	Buford, Ga./Buford
53	Anthony Orr	DL	40 Isaac Leon	TE	So.	6-6	215	SQ	Boynton Beach, Fla./American Heritage
54	Dalvin Tomlinson	DL	52 Dee Liner	DL	So.	6-3	295	SQ	Muscle Shoals, Ala./Muscle Shoals
55	Josh Dickerson	LB	51 Jake Long	DL	So.	5-10	229	SQ	Vestavia Hills, Ala./Vestavia Hills
55	Cole Mazza	SN	68 Isaac Luatua	OL	Jr.	6-2	315	1L	La Mirada, Calif./La Mirada
56	Tim Williams	LB	55 Cole Mazza	SN	So.	6-1	251	1L	Bakersfield, Calif./Liberty
57	D.J. Pettway	DL	47 Corey McCarron	TE	Jr.	6-2	245	1L	Mobile, Ala./Spanish Fort
58	Alex Harrelson	SN	34 Christian Miller	LB	Fr.	6-4	215	HS	Columbia, S.C./Spring Valley
59	MK Taylor	SN	60 Brandon Moore	OL	Jr.	6-0	277	SQ	Cincinnati, Ohio/Hills Christian Academy
60	Brandon Moore	OL	11 Alec Morris	QB	So.	6-3	230	SQ	Allen, Texas/Allen
61	Austin Peavler	OL	16 Jamey Mosley	LB	Fr.	6-5	210	HS	Mobile, Ala./Theodore
62	Will Davis	OL	46 Michael Nysewander	TE	Sr.	6-1	238	SQ	Hoover, Ala./Hoover
63	J.C. Hassenauer	OL	53 Anthony Orr	DL	Sr.	6-4	289	1L	Madison, Ala./Sparkman
64	Grant Hill	OL	38 Tyler Owens	LB	Sr.	6-0	225	SQ	Columbiana, Ala./Clay-Chalkville
66	Chris Posa	OL	61 Austin Peavler	OL	So.	6-3	317	SQ	Wellington, Fla./Wellington Community
67	Josh Casher	OL	25 Buddy Pell	RB	Fr.	6-0	200	HS	Mountain Brook, Ala./Mountain Brook
68	Isaac Luatua	OL	27 Nick Perry	DB	Sr.	6-1	211	3L	Prattville, Ala./Prattville
69	Josh Frazier	DL	57 D.J. Pettway	DL	Jr.	6-3	265	JC/1L	Pensacola, Fla./Catholic/E. Mississippi CC
69	Paul Waldrop	OL	71 Ross Pierschbacher	OL	Fr.	6-4	295	HS	Cedar Falls, Iowa/Cedar Falls
70	Ryan Kelly	OL	97 John Pizzitola	P	So.	5-11	175	SQ	Birmingham, Ala./Spain Park
71	Ross Pierschbacher	OL	66 Chris Posa	OL	So.	6-3	269	SQ	Commerce, Mich./St. Mary's Prep
72	Leon Brown	OL	89 Armani Purifoye	WR	Fr.	6-1	187	HS	Kingsland, Ga./Camden County
74	Cam Robinson	OL	19 Reggie Ragland	LB	Jr.	6-2	254	2L	Madison, Ala./Bob Jones
75	Bradley Bozeman	OL	96 Gunnar Raborn	K	Fr.	5-10	185	HS	Lafayette, La./St. Thomas More
76	Dominick Jackson	OL	90 Jarran Reed	DL	Jr.	6-4	315	JC	Goldsboro, N.C./Goldsboro/Hargrave/E. Mississippi CC
77	Arie Kouandjio	OL	86 A'Shawn Robinson	DL	So.	6-4	320	1L	Fort Worth, Texas/Arlington Heights
79	Austin Shepherd	OL	74 Cam Robinson	OL	Fr.	6-6	323	HS	Monroe, La./West Monroe
80	Raheem Falkins	WR	15 JK Scott	P	Fr.	6-4	185	HS	Denver, Colo./Mullen
81	Derek Kief	WR	79 Austin Shepherd	OL	Sr.	6-5	320	3L	Buford, Ga./North Gwinnett
82	Thayer Weaver	WR	52 Andre Sims	OL	So.	6-3	312	SQ	Montgomery, Ala./Sidney Lanier
83	Ty Flournoy-Smith	TE	6 Blake Sims	QB	Sr.	6-0	208	3L	Gainesville, Ga./Gainesville
84	Brian Vogler	TE	7 Cam Sims	WR	Fr.	6-4	208	HS	Monroe, La./Ouachita Parish
85	Malcolm Faciane	TE	24 Geno Smith	DB	Jr.	6-0	197	2L	Atlanta, Ga./St. Pius X
85	Korren Kirven	DL	21 Maurice Smith	DB	So.	6-0	195	1L	Sugar Land, Texas/Fort Bend Dulles
86	Truett Harris	TE	91 O.J. Smith	DL	Fr.	6-2	330	HS	Bossier City, La./Airline
86	A'Shawn Robinson	DL	22 Nate Staskelunas	DB	So.	6-3	206	SQ	Greenville, N.C./Arendell Parrott Academy
87	Parker Barrineau	WR	13 ArDarius Stewart	WR	Fr.	6-0	193	RS	Fultondale, Ala./Fultondale
88	O.J. Howard	TE	3 Bradley Sylve	DB	Jr.	5-11	180	2L	Port Sulphur, La./South Plaquemines
89	Brandon Greene	TE	50 Alphonse Taylor	OL	So.	6-5	325	1L	Mobile, Ala./Davidson
89	Bernel Jones	DL	59 MK Taylor	SN	Sr.	5-10	230	SQ	Oxford, Ala./Oxford
89	Armani Purifoye	WR	28 Altee Tenpenny	RB	So.	6-0	218	1L	North Little Rock, Ark./North Little Rock
90	Jarran Reed	DL	54 Dalvin Tomlinson	DL	So.	6-2	290	1L	McDonough, Ga./Henry County
91	O.J. Smith	DL	84 Brian Vogler	TE	Sr.	6-7	263	3L	Columbus, Ga./Brookstone
93	Jonathan Allen	DL	69 Paul Waldrop	OL	Jr.	6-4	285	SQ	Phenix City, Ala./Central
94	Dakota Ball	DL	44 Levi Wallace	DB	Fr.	6-1	172	HS	Tucson, Ariz./Tucson
95	Darren Lake	DL	23 Jabriel Washington	DB	Jr.	5-11	183	2L	Jackson, Tenn./Trinity Christian Academy
96	Stephen Hodge	DL	82 Thayer Weaver	WR	Fr.	5-11	170	HS	St. Louis, Mo./DeSmet
96	Gunnar Raborn	K	2 DeAndrew White	WR	Sr.	6-0	192	3L	Houston, Texas/North Shore
97	John Pizzitola	P	20 Jarrick Williams	DB	Sr.	6-1	215	3L	Mobile, Ala./Blount
98	Adrian Lamothe	P	49 Kieran Williams	TE	Fr.	6-4	243	RS	Lawrenceville, Ga./Archer
99	Adam Griffith	PK	56 Tim Williams	LB	So.	6-3	242	1L	Baton Rouge, La./University Lab
99	Brandon Ivory	DL	4 T.J. Yeldon	RB	Jr.	6-2	221	2L	Daphne, Ala./Daphne

ALABAMA CRIMSON TIDE DEPTH CHART

DEFENSE

DE	93	Jonathan Allen	6-3	272	So.	Leesburg, Va.	OR
	54	Dalvin Tomlinson	6-2	290	So.	McDonough, Ga.	
	52	Dee Linder	6-3	295	So.	Muscle Shoals, Ala.	
NG	86	A'Shawn Robinson	6-4	320	So.	Fort Worth, Texas	
	99	Brandon Ivory	6-4	308	Sr.	Memphis, Tenn.	OR
	95	Darren Lake	6-3	323	Jr.	York, Ala.	
DE	90	Jarran Reed	6-4	315	Jr.	Goldsboro, N.C.	OR
	57	D.J. Pettway	6-3	265	Jr.	Pensacola, Fla.	
	9	Da'Shawn Hand	6-4	273	Fr.	Woodbridge, Va.	
JACK	47	Xzavier Dickson	6-3	268	Sr.	Griffin, Ga.	
	7	Ryan Anderson	6-2	258	So.	Daphne, Ala.	
	56	Tim Williams	6-3	242	So.	Baton Rouge, La.	
SAM	7	Ryan Anderson	6-2	258	So.	Daphne, Ala.	OR
	25	Dillon Lee	6-4	243	Jr.	Buford, Ga.	
	32	Rashaan Evans	6-3	225	Fr.	Auburn, Ala.	
MIKE	33	Trey DePriest	6-2	250	Sr.	Springfield, Ohio	
	10	Reuben Foster	6-1	244	So.	Auburn, Ala.	
	11	Shaun Dion Hamilton	6-0	233	Fr.	Montgomery, Ala.	
WILL	19	Reggie Ragland	6-2	254	Jr.	Madison, Ala.	
	10	Reuben Foster	6-1	244	So.	Auburn, Ala.	
	35	Walker Jones	6-2	238	Fr.	Germantown, Tenn.	
CB	2	Tony Brown	6-0	198	Fr.	Beaumont, Texas	OR
	4	Eddie Jackson	6-0	188	So.	Lauderdale Lakes, Fla.	
CB	5	Cyrus Jones	5-10	194	Jr.	Baltimore, Md.	
	21	Maurice Smith	6-0	195	So.	Sugar Land, Texas	
	3	Bradley Sylve	5-11	180	Jr.	Port Sulphur, La.	
SS	26	Landon Collins	6-0	222	Jr.	Geismar, La.	
	20	Jarrick Williams	6-1	215	Sr.	Mobile, Ala.	
	6	Hootie Jones	6-2	221	Fr.	Monroe, La.	
FS	27	Nick Perry	6-1	211	Sr.	Prattville, Ala.	OR
	24	Geno Smith	6-0	197	Jr.	Atlanta, Ga.	
	23	Jabriel Washington	5-11	183	Jr.	Jackson, Tenn.	
STAR	20	Jarrick Williams	6-1	215	Sr.	Mobile, Ala.	OR
	21	Maurice Smith	6-0	195	So.	Sugar Land, Texas	
	24	Geno Smith	6-0	197	Jr.	Atlanta, Ga.	

OFFENSE

LT	74	Cam Robinson	6-6	323	Fr.	Monroe, La.	
	71	Ross Pierschbacher	6-4	295	Fr.	Cedar Falls, Iowa	
LG	77	Arie Kouandjio	6-5	315	Sr.	Hyattsville, Md.	
	68	Isaac Luatua	6-2	315	Jr.	La Mirada, Calif.	
C	70	Ryan Kelly	6-5	296	Jr.	West Chester, Ohio	
	75	Bradley Bozeman	6-5	325	Fr.	Roanoke, Va.	
	63	J.C. Hassenauer	6-3	290	Fr.	Woodbury, Minn.	
RG	72	Leon Brown	6-6	320	Sr.	Riverdale, Md.	OR
	50	Alphonse Taylor	6-5	325	So.	Mobile, Ala.	
RT	79	Austin Shepherd	6-5	320	Sr.	Buford, Ga.	
	76	Dominick Jackson	6-7	320	Jr.	Cupertino, Calif.	
TE	84	Brian Vogler	6-7	263	Sr.	Columbus, Ga.	OR
	88	O.J. Howard	6-6	240	So.	Prattville, Ala.	
	94	Dakota Ball	6-2	280	So.	Lindale, Ga.	
	83	Ty Flournoy-Smith	6-3	245	Jr.	Moultrie, Ga.	
FB	45	Jalston Fowler	6-1	248	Sr.	Mobile, Ala.	
	46	Michael Nysewander	6-1	238	Sr.	Hoover, Ala.	
QB	6	Blake Sims	6-0	208	Sr.	Gainesville, Ga.	
	14	Jake Coker	6-5	230	Jr.	Mobile, Ala.	
	11	Alec Morris	6-3	230	So.	Allen, Texas	
RB	4	T.J. Yeldon	6-2	221	Jr.	Daphne, Ala.	
	27	Derrick Henry	6-3	241	So.	Yulee, Fla.	
	28	Altee Tenpenny	6-0	218	So.	North Little Rock, Ark.	
WR (X)	9	Amari Cooper	6-1	210	Jr.	Miami, Fla.	
	7	Cam Sims	6-4	208	Fr.	Monroe, La.	
	8	Robert Foster	6-3	191	RS-Fr.	Monaca, Penn.	
H	22	Christian Jones	5-11	187	Sr.	Adamsville, Ala.	
	1	Chris Black	5-11	186	So.	Jacksonville, Fla.	
	13	ArDarius Stewart	6-0	193	Fr.	Fultondale, Ala.	
Z	2	DeAndrew White	6-0	192	Sr.	Houston, Texas	
	1	Chris Black	5-11	186	So.	Jacksonville, Fla.	

SPECIAL TEAMS

PK/KO	99	Adam Griffith	5-10	188	So.	Calhoun, Ga.	
	15	JK Scott	6-4	185	Fr.	Denver, Colo.	OR
	96	Gunnar Raborn	5-10	185	Fr.	Lafayette, La.	
HOLD	18	Cooper Bateman	6-3	215	RS Fr.	Murray, Utah	
	11	Alec Morris	6-3	230	So.	Allen, Texas	
P	15	JK Scott	6-4	185	Fr.	Denver, Colo.	
	11	Alec Morris	6-3	230	So.	Allen, Texas	
SN	55	Cole Mazza	6-1	251	So.	Bakersfield, Calif.	
	50	MK Taylor	5-10	230	Sr.	Oxford, Ala.	OR
	46	Michael Nysewander	6-1	238	Sr.	Hoover, Ala.	
PR	22	Christian Jones	5-11	185	Jr.	Adamsville, Ala.	
	5	Cyrus Jones	5-10	194	Jr.	Baltimore, Md.	
KOR	22	Christian Jones	5-11	187	Sr.	Adamsville, Ala.	AND
	26	Landon Collins	6-0	222	So.	Geismar, La.	
	5	Cyrus Jones	5-10	194	Jr.	Baltimore, Md.	AND
	13	ArDarius Stewart	6-0	193	Fr.	Fultondale, Ala.	

2014 ALABAMA FOOTBALL STATISTICS

SCHEDULE/RESULTS/RECORD BREAKDOWN

Date	Opponent	Result	Score	Overall	SEC	Start	Time	Temp	Attend
Sat., Aug. 30	vs. West Virginia	W	33-23	1-0	—	3:36 P	3:29	Indoor	70,502
Sat., Sept. 6	Florida Atlantic	W	41-0	2-0	—	11:01 A	2:47	88°	100,306
Sat., Sept. 13	Southern Miss	W	52-12	3-0	—	5:06 P	3:16	81°	101,821
Sat., Sept. 20	*Florida	W	42-21	4-0	1-0	2:40 P	3:39	85°	101,821
Sat., Oct. 4	*at Ole Miss	L	17-23	4-1	1-1	2:39 P	3:29	63°	61,826
Sat., Oct. 11	*at Arkansas	W	14-13	5-1	2-1	5:00 P	3:34	53°	72,337
Sat., Oct. 18	*Texas A&M	W	59-0	6-1	3-1	2:40 P	3:13	75°	101,821
Sat., Oct. 25	*at Tennessee	W	34-20	7-1	4-1	7:37 P	3:24	63°	102,455

* Southeastern Conference game

TEAM STATISTICS

	ALABAMA	OPPONENT
SCORING	292	112
Points Per Game	36.5	14.0
Points Off Turnovers	147	132
FIRST DOWNS	199	118
Rushing	87	36
Passing	102	76
Penalty	10	6
RUSHING YARDAGE	1749	624
Yards gained rushing	1905	855
Yards lost rushing	156	231
Rushing Attempts	344	231
Average Per Rush	5.1	2.7
Average Per Game	218.6	78.0
TDs Rushing	19	2
PASSING YARDAGE	2322	1594
Comp-Att-Int	157-241-3	148-267-5
Average Per Pass	9.6	6.0
Average Per Catch	14.8	10.8
Average Per Game	290.2	199.2
TDs Passing	18	8
TOTAL OFFENSE	4071	2218
Total Plays	585	498
Average Per Play	7.0	4.5
Average Per Game	508.9	277.2
KICK RETURNS: #-Yards	23-533	39-886
PUNT RETURNS: #-Yards	16-167	5-22
INT RETURNS: #-Yards	5-8	3-24
KICK RETURN AVERAGE	23.2	22.7
PUNT RETURN AVERAGE	10.4	4.4
INT RETURN AVERAGE	1.6	8.0
FUMBLES-LOST	13-10	13-6
PENALTIES-Yards	45-346	33-256
Average Per Game	43.2	32.0
PUNTS-Yards	27-1258	51-2247
Average Per Punt	46.6	44.1
Net punt average	43.6	38.0
KICKOFFS-Yards	54-3373	29-1812
Average Per Kick	62.5	62.5
Net kick average	39.6	38.9
TIME OF POSSESSION/Game	33:10	25:51
3RD-DOWN Conversions	64/115	40/115
3rd-Down Pct	56%	35%
4TH-DOWN Conversions	3/6	0/8
4th-Down Pct	50%	0%
SACKS BY-Yards	22-133	8-56
MISC YARDS	0	0
TOUCHDOWNS SCORED	38	12
FIELD GOALS-ATTEMPTS	9-13	10-12
ON-SIDE KICKS	0-0	0-0
RED-ZONE SCORES	(29-34) 85%	(14-17) 82%
RED-ZONE TOUCHDOWNS	(23-34) 68%	(7-17) 41%
PAT-ATTEMPTS	(37-38) 97%	(10-12) 83%
ATTENDANCE	405769	236618
Games/Avg Per Game	4/101442	3/78873
Neutral Site Games		1/70502

BREAKDOWN

Overall	7-1
Home	4-0
Away	2-1
Neutral	1-0
SEC	4-1
Non-Conference	3-0
Overtime	0-0
Day	4-1
Night	3-0
Televised	7-1
Non-Televised	0-0
vs Top 25	1-1
vs Top 15	0-1
vs Top 10	0-0
vs Top 5	0-0
Scores First	5-0
Opponent Scores First	2-1
Leading after 1st Qtr	5-0
Trailing after 1st Qtr	0-1
Tied after 1st Qtr	2-0
Leading at Half	7-1
Trailing at Half	0-0
Tied at Half	0-0
Leading after 3rd Qtr	6-1
Trailing after 3rd Qtr	1-0
Tied after 3rd Qtr	0-0
Wins Coin Toss	5-0
Loses Coin Toss	2-1
Natural Grass	5-0
Artificial Surface	2-1

SCORE BY QUARTERS

	1st	2nd	3rd	4th	OT	Total
Alabama	75	111	62	44	—	292
Opponents	23	33	34	22	—	112

ALABAMA GAME-BY-GAME STATISTICS

OFFENSE

Date	Opponent	RUSHING				RECEIVING				PASSING				KICK RETURNS				PUNT RETURNS				tot off
		No	Yds	TD	Lg	No.	Yds	TD	Lg	Cmp-Att-Int	Yds	TD	Lg	No	Yds	TD	Lg	No	Yds	TD	Lg	
Aug. 30	vs. West Virginia	49	288	3	26	24	250	0	38	24-33-1	250	0	38	4	99	0	26	1	-1	0	0	538
Sept. 6	Florida Atlantic	32	190	2	20	27	430	3	52	27-38-0	430	3	52	1	26	0	26	3	77	0	70	620
Sept. 13	Southern Miss	49	333	5	29	17	214	2	27	17-24-0	214	2	27	4	111	0	37	2	14	0	14	547
Sept. 20	Florida	52	223	1	25	24	449	5	87	24-35-1	449	5	87	3	70	0	28	2	17	0	17	672
Oct. 4	at Ole Miss	44	168	1	22	19	228	0	53	19-31-1	228	0	53	4	92	0	38	1	3	0	3	396
Oct. 11	at Arkansas	32	66	0	12	11	161	2	47	11-21-0	161	2	47	3	62	0	26	4	4	0	6	227
Oct. 18	Texas A&M	45	298	4	43	21	304	4	45	21-35-0	304	4	45	0	0	0	0	3	53	0	47	602
Oct. 25	at Tennessee	41	183	3	28	14	286	2	80	14-24-0	286	2	80	4	73	0	20	0	0	0	0	469
Totals		344	1749	19	43	157	2322	18	87	157-241-3	2322	18	87	23	533	0	38	16	167	0	70	4071
Opponent		231	624	2	44	148	1594	8	54	148-267-5	1594	8	54	39	886	1	100	5	22	0	18	2218

DEFENSE

Date	Opponent	TACKLES				SACKS No-Yds	FUMBLE		PASS DEFENSE			Blkd Kick	KICKS – XPTS				Pts		
		Solo	Ast	Total	TFL-Yds		FF	FR-Yds	Int-Yds	QBH	Brk		Att-Made	Run	Rcv	Saf			
Aug. 30	vs. West Virginia	34	38	72	6.0-30	3.0-25	0	0-0	0-0	0	3	0	3-3	0	0	0	0	0	33
Sept. 6	Florida Atlantic	28	26	54	6.0-36	3.0-31	2	1-0	0-0	1	2	0	5-5	0	0	0	0	41	
Sept. 13	Southern Miss	33	16	49	4.0-12	1.0-8	0	0-0	0-0	10	3	0	7-7	0	0	0	0	52	
Sept. 20	Florida	28	20	48	4.0-13	0.0-0	0	1-0	2-12	3	4	0	6-6	0	0	0	0	42	
Oct. 4	at Ole Miss	34	28	62	9.0-22	2.0-5	1	1-13	0-0	2	6	1	2-2	0	0	0	0	17	
Oct. 11	at Arkansas	40	30	70	9.0-35	4.0-19	2	2-3	1-0	2	8	1	2-2	0	0	0	0	14	
Oct. 18	Texas A&M	32	44	76	9.0-32	6.0-27	1	0-0	1-1	4	5	0	8-8	0	0	0	0	59	
Oct. 25	at Tennessee	52	18	70	8.0-33	3.0-18	1	1-16	1--5	1	3	0	5-4	0	0	0	0	34	
Totals		281	220	501	55.0-209	22.0-133	7	6-36	5-8	23	34	2	38-37	0	0	0	0	292	
Opponent		332	302	634	39.0-146	8.0-56	7	10-76	3-24	11	19	0	12-10	0	0	0	0	112	

SPECIAL TEAMS

Date	Opponent	PUNTING										FIELD GOALS			KICKOFFS				
		No	Yds	Avg	Long	Blkd	TB	FC	50+	I20	Att-Made	Lg	Blkd	No	Yds	Avg	TB	OB	
Aug. 30	vs. West Virginia	2	101	50.5	62	0	0	1	1	1	4-4	47	0	7	453	64.7	3	0	
Sept. 6	Florida Atlantic	0	0	0.0	0	0	0	0	0	0	2-2	28	0	8	516	64.5	2	0	
Sept. 13	Southern Miss	1	34	34.0	34	0	0	1	0	1	1-1	30	0	9	564	62.7	2	0	
Sept. 20	Florida	2	87	43.5	57	0	1	0	1	0	1-0	0	0	7	440	62.9	1	1	
Oct. 4	at Ole Miss	6	311	51.8	64	0	2	1	3	3	3-1	44	0	221	55.2	0	0	0	
Oct. 11	at Arkansas	8	354	44.2	58	0	0	2	3	7	1-0	0	0	184	61.3	1	0	0	
Oct. 18	Texas A&M	4	200	50.0	56	0	0	0	2	1	1-1	21	0	614	61.4	2	0	0	
Oct. 25	at Tennessee	4	171	42.8	60	0	0	3	1	3	0-0	0	0	381	63.5	3	0	0	
Totals		27	1258	46.6	64	0	3	8	11	16	13-9	47	0	3373	62.5	14	1	1	
Opponent		51	2247	44.1	66	0	7	12	16	14	12-10	46	0	1812	62.5	6	0	0	

RED ZONE

Date	Opponent	Score	Times In RZ	Times Scored	Total Pts	Rush TDs	Pass TDs	FGs Made	Failed to score inside RZ							
									FGA	Downs	Int	Fumb	Half	Game		
Aug. 30	vs. West Virginia	W 33-23	4	4	24	3	3	0	1	0	0	0	0	0	0	0
Sept. 6	Florida Atlantic	W 41-0	8	5	27	3	2	1	2	0	0	0	0	1	2	0
Sept. 13	Southern Miss	W 52-12	7	7	45	6	4	2	1	0	0	0	0	0	0	0
Sept. 20	Florida	W 42-21	5	4	28	4	1	3	0	0	1	0	0	0	0	0
Oct. 4	at Ole Miss	L 17-23	2	2	10	1	1	0	1	0	0	0	0	0	0	0
Oct. 11	at Arkansas	W 14-13	2	1	7	1	0	1	0	1	0	0	0	0	0	0
Oct. 18	Texas A&M	W 59-0	5	5	31	4	3	1	1	0	0	0	0	0	0	0
Oct. 25	at Tennessee	W 34-20	1	1	7	1	1	0	0	0	0	0	0	0	0	0
Totals			34	29	179	23	15	8	6	1	1	0	1	2	0	0

29 of 34 (85.3%)

OPPONENT GAME-BY-GAME STATISTICS

OFFENSE

Date	Opponent	RUSHING				RECEIVING				PASSING				KICK RETURNS				PUNT RETURNS				tot off
		No.	Yds	TD	Lg	No.	Yds	TD	Lg	Cmp-Att-Int	Yds	TD	Lg	No	Yds	TD	Lg	No	Yds	TD	Lg	
Aug. 30	West Virginia	24	28	0	14	29	365	1	32	29-45-0	365	1	32	4	152	1	100	1	-1	0	0	393
Sept. 6	Florida Atlantic	24	57	0	31	12	88	0	16	12-19-0	88	0	16	6	118	0	26	0	0	0	0	145
Sept. 13	Southern Miss	18	56	0	24	19	207	0	36	19-37-0	207	0	36	7	135	0	25	0	0	0	0	263
Sept. 20	Florida	27	107	1	18	9	93	1	28	9-28-2	93	1	28	5	85	0	20	0	0	0	0	200
Oct. 4	at Ole Miss	32	72	0	15	18	251	3	50	18-31-0	251	3	50	4	112	0	54	1	9	0	9	323
Oct. 11	at Arkansas	39	89	1	21	21	246	1	54	21-40-1	246	1	54	2	23	0	15	0	0	0	0	335
Oct. 18	Texas A&M	24	31	0	9	19	141	0	26	19-31-1	141	0	26	8	198	0	75	2	18	0	18	172
Oct. 25	at Tennessee	43	180	0	44	21	203	2	28	21-36-1	203	2	28	3	63	0	33	1	-4	0	0	383
Totals		231	624	2	44	148	1594	8	54	148-267-5	1594	8	54	39	886	1	100	5	22	0	18	2218
Alabama		344	1749	19	43	157	2322	18	87	157-241-3	2322	18	87	23	533	0	38	16	167	0	70	4071

DEFENSE

Date	Opponent	TACKLES				SACKS No-Yds	FUMBLE		PASS DEFENSE			Blkd Kick	KICKS – XPTS				Pts				
		Solo	Ast	Total	TFL-Yds		FF	FR-Yds	Int-Yds	QBH	Brk		Att-Made	Run	Rcv	Saf					
Aug. 30	West Virginia	42	62	104	3.0-9	0.0-0	0	0-0	1-4	0	0	0	0	2-2	0	0	0	0	0	0	23
Sept. 6	Florida Atlantic	43	26	69	3.0-8	1.0-5	0	1-0	0-0	0	1	0	0	0-0	0	0	0	0	0	0	0
Sept. 13	Southern Miss	42	36	78	4.0-14	1.0-11	0	1-0	0-0	2	2	0	0	0-0	0	0	0	0	0	0	12
Sept. 20	Florida	45	54	99	8.0-25	1.0-8	3	3-76	1-20	1	2	0	0	3-3	0	0	0	0	0	0	21
Oct. 4	at Ole Miss	44	42	86	6.0-26	1.0-4	1	1-0	1-0	2	3	0	0	3-2	0	0	0	0	0	0	23
Oct. 11	at Arkansas	26	40	66	7.0-34	2.0-18	1	2-0	0-0	2	4	0	0	2-1	0	0	0	0	0	0	13
Oct. 18	Texas A&M	47	22	69	3.0-9	1.0-4	0	0-0	0-0	4	5	0	0	0-0	0	0	0	0	0	0	0
Oct. 25	at Tennessee	43	20	63	5.0-21	1.0-6	2	2-0	0-0	0	2	0	0	2-2	0	0	0	0	0	0	20
Totals		332	302	634	39.0-146	8.0-56	7	10-76	3-24	11	19	0	0	12-10	0	0	0	0	0	0	112
Alabama		281	220	501	55.0-209	22.0-133	7	6-36	5-8	23	34	2	0	38-37	0	0	0	0	0	0	292

SPECIAL TEAMS

Date	Opponent	PUNTING									FIELD GOALS			KICKOFFS				
		No	Yds	Avg	Long	Blkd	TB	FC	50+	I20	Att-Made	Lg	Blkd	No	Yds	Avg	TB	OB
Aug. 30	West Virginia	4	175	43.8	58	0	0	2	2	4	4-3	42	0	6	388	64.7	2	0
Sept. 6	Florida Atlantic	7	299	42.7	60	0	0	1	2	0	0-0	0	0	1	65	65.0	0	0
Sept. 13	Southern Miss	6	256	42.7	52	0	1	1	2	1	4-4	43	0	5	313	62.6	1	0
Sept. 20	Florida	7	369	52.7	66	0	2	1	5	3	0-0	0	0	4	254	63.5	1	0
Oct. 4	at Ole Miss	6	278	46.3	55	0	1	1	2	2	2-1	46	0	323	64.6	1	0	0
Oct. 11	at Arkansas	7	256	36.6	46	0	1	1	0	1	0-0	0	0	167	55.7	0	0	0
Oct. 18	Texas A&M	9	405	45.0	56	0	1	3	3	1	0-0	0	0	65	65.0	1	0	0
Oct. 25	at Tennessee	5	209	41.8	48	0	1	2	0	2	2-2	27	0	237	59.2	0	0	0
Totals		46	2038	44.3	66	0	6	10	16	12	10-8	46	0	1575	63.0	6	0	0
Alabama		27	1258	46.6	64	0	3	8	11	16	13-9	47	0	3373	62.5	14	1	1

RED ZONE

Date	Opponent	Score	Times In RZ	Times Scored	Total Pts	TDs	Rush TDs	Pass TDs	FGs Made	Failed to score inside RZ						
										FGA	Downs	Int	Fumb	Half	Game	
Aug. 30	West Virginia	W 33-23	3	3	13	1	0	1	2	0	0	0	0	0	0	0
Sept. 6	Florida Atlantic	W 41-0	0	0	0	0	0	0	0	0	0	0	0	0	0	0
Sept. 13	Southern Miss	W 52-12	3	3	9	0	0	0	3	0	0	0	0	0	0	0
Sept. 20	Florida	W 42-21	1	1	7	1	1	0	0	0	0	0	0	0	0	0
Oct. 4	at Ole Miss	L 17-23	3	2	13	2	0	2	0	1	0	0	0	0	0	0
Oct. 11	at Arkansas	W 14-13	2	1	6	1	1	0	0	0	0	0	1	0	0	0
Oct. 18	Texas A&M	W 59-0	1	0	0	0	0	0	0	0	0	1	0	0	0	0
Oct. 25	at Tennessee	W 34-20	4	4	20	2	0	2	2	0	0	0	0	0	0	0
Totals			17	14	68	7	2	5	7	1	0	1	1	0	0	0

14 of 17 (82.4%)

TEAM COMPARISON GAME-BY-GAME

Opponent	Score	First Downs				Rushing Number-Yards	Passing		Total Offense Plays-Yards	Return Yards	TOs
		Total	Rush	Pass	Pen		Comp-Att-Int	Yards			
West Virginia	33-23	30/22	13/5	14/17	3/0	49-288/24-28	24-33-1/29-45-0	250/365	82-538/69-393	98/155	1/0
Florida Atlantic	41-0	27/9	10/3	17/4	0/2	32-190/24-57	27-38-0/12-19-0	430/88	70-620/43-145	103/118	1/1
Southern Miss	52-12	31/13	16/3	14/9	1/1	49-333/18-56	17-24-0/19-37-0	214/207	73-547/55-263	125/135	1/0
Florida	42-21	28/11	13/5	13/5	2/1	52-223/27-107	24-35-1/9-28-2	449/93	87-672/55-200	99/181	4/3
Ole Miss	17-23	20/16	7/4	13/12	0/0	44-168/32-72	19-31-1/18-31-0	228/251	75-396/63-323	108/121	2/1
Arkansas	14-13	10/18	3/5	6/12	1/1	32-66/39-89	11-21-0/21-40-1	161/246	53-227/79-335	69/23	2/3
Texas A&M	59-0	30/8	14/1	15/7	1/0	45-298/24-31	21-35-0/19-31-1	304/141	80-602/55-172	54/216	0/1
Tennessee	34-20	23/21	11/10	10/10	2/1	41-183/43-180	14-24-0/21-36-1	286/203	65-469/79-383	84/59	2/2
Totals	292-112	199/118	87/36	102/76	10/6	344-1749/231-624	157-241-3/148-267-5	2322/1594	585-4071/498-2218	744/1008	13/11

Opponent	3rd Down	4th Down	Time of	TOP	Avg	Avg	Avg	Punting	Penalties
	Conversions	Conversions	Possession	Margin	Yds/Rush	Yds/Pass	Yds/Play	Number-Avg	Number-Yards
West Virginia	9-15/5-14	0-1/0-1	37:47/22:13	15:34	5.9/1.2	7.6/8.1	6.6/5.7	2-50.5/4-43.8	7-49/6-55
Florida Atlantic	6-12/2-10	1-1/0-1	28:30/23:37	4:53	5.9/2.4	11.3/4.6	8.9/3.4	0-0.0/7-42.7	6-60/3-23
Southern Miss	7-11/3-13	0-0/0-0	34:40/25:20	9:20	6.8/3.1	8.9/5.6	7.5/4.8	1-34.0/6-42.7	3-25/6-50
Florida	12-16/2-13	0-1/0-1	39:16/20:44	18:32	4.3/4.0	12.8/3.3	7.7/3.6	2-43.5/7-52.7	11-80/5-36
Ole Miss	6-16/6-14	1-1/0-0	33:21/26:39	6:42	3.8/2.2	7.4/8.1	5.3/5.1	6-51.8/6-46.3	8-52/3-25
Arkansas	4-15/9-19	0-1/0-2	25:47/34:13	-8:26	2.1/2.3	7.7/6.2	4.3/4.2	8-44.2/7-36.6	4-30/4-28
Texas A&M	9-15/2-13	1-1/0-2	36:31/23:29	13:02	6.6/1.3	8.7/4.5	7.5/3.1	4-50.0/9-45.0	0-0/2-6
Tennessee	11-15/11-19	0-0/0-1	29:26/30:34	-1:08	4.5/4.2	11.9/5.6	7.2/4.8	4-42.8/5-41.8	6-50/4-33
Totals	64-115/40-115	3-6/0-8	265:18/206:49	58:29	5.1/2.7	9.6/6.0	7.0/4.5	27-46.6/51-44.1	346/256

ALABAMA INDIVIDUAL STATISTICS

RUSHING

	GP	Att	Gain	Loss	Net	Avg	TD	Long	Avg/G
T.J. Yeldon	8	120	644	26	618	5.2	5	31	77.2
Derrick Henry	8	103	550	20	530	5.1	4	28	66.2
Blake Sims	8	46	302	52	250	5.4	5	43	31.2
Tyren Jones	5	22	132	9	123	5.6	1	22	24.6
Kenyan Drake	5	22	118	6	112	5.1	4	29	22.4
Altee Tenpenny	8	15	73	1	72	4.8	0	13	9.0
Jalston Fowler	8	2	24	0	24	12.0	0	20	3.0
Amari Cooper	8	4	29	15	14	3.5	0	20	1.8
Jake Coker	5	7	33	20	13	1.9	0	15	2.6
Team	3	1	0	3	-3	-3.0	0	0	-1.0
DeAndrew White	6	2	0	4	-4	-2.0	0	0	-0.7
Total	8	344	1905	156	1749	5.1	19	43	218.6
Opponents	8	231	855	231	624	2.7	2	44	78.0

PASSING

	G	Effic	Cmp-Att-Int	Pct	Yds	TD	Lng	Avg/G
Blake Sims	8	172.68	131-200-3	65.5	2034	15	87	254.2
Jake Coker	5	146.57	26-41-0	63.4	288	3	43	57.6
Total	8	168.24	157-241-3	65.1	2322	18	87	290.2
Opponents	8	111.72	148-267-5	55.4	1594	8	54	199.2

RECEIVING

	G	No.	Yds	Avg	TD	Long	Avg/G
Amari Cooper	8	71	1132	15.9	9	80	141.5
DeAndrew White	6	23	243	10.6	1	38	40.5
Christian Jones	8	11	154	14.0	0	41	19.2
T.J. Yeldon	8	11	146	13.3	1	37	18.2
Chris Black	7	7	77	11.0	0	19	11.0
O.J. Howard	8	6	150	25.0	0	53	18.8
Jalston Fowler	8	6	52	8.7	2	19	6.5
Kenyan Drake	5	5	159	31.8	2	87	31.8
ArDarius Stewart	8	4	71	17.8	0	40	8.9
Cam Sims	7	4	29	7.2	0	15	4.1
Derrick Henry	8	2	70	35.0	1	41	8.8
Ty Flournoy-Smith	4	2	18	9.0	1	14	4.5
Brian Vogler	8	2	8	4.0	1	5	1.0
Robert Foster	5	2	4	2.0	0	3	0.8
Michael Nysewander	5	1	9	9.0	0	9	1.8
Total	8	157	2322	14.8	18	87	290.2
Opponents	8	148	1594	10.8	8	54	199.2

PUNT RETURNS

	No.	Yds	Avg	TD	Long
Christian Jones	11	90	8.2	0	47
Cyrus Jones	3	77	25.7	0	70
Tyren Jones	1	0	0.0	0	0
Team	1	0	0.0	0	0
Total	16	167	10.4	0	70
Opponents	5	22	4.4	0	18

ALABAMA INDIVIDUAL STATISTICS

INTERCEPTIONS

	No.	Yds	Avg	TD	Long
Landon Collins	2	12	6.0	0	12
Cyrus Jones	1	-5	-5.0	0	0
Reggie Ragland	1	1	1.0	0	1
Jabriel Washington	1	0	0.0	0	0
Total	5	8	1.6	0	12
Opponents	3	24	8.0	0	20

KICK RETURNS

	No.	Yds	Avg	TD	Long
Christian Jones	17	426	25.1	0	38
Cyrus Jones	4	77	19.2	0	20
Landon Collins	2	25	12.5	0	16
Ryan Anderson	0	5	0.0	0	5
Total	23	533	23.2	0	38
Opponents	39	886	22.7	1	100

FUMBLE RETURNS

	No.	Yds	Avg	TD	Long
Eddie Jackson	1	16	16.0	0	16
Ryan Anderson	1	3	3.0	0	3
Cyrus Jones	1	17	17.0	1	17
Total	3	36	12.0	1	17
Opponents	2	76	38.0	1	49

SCORING

	TD	FGs	PATs					DXP	Saf	Points
			Kick	Rush	Rcv	Pass	Pass			
Adam Griffith	0	9-13	36-37	0-0	0	0-0	0	0	63	
Amari Cooper	9	0-0	0-0	0-0	0	0-0	0	0	54	
T.J. Yeldon	6	0-0	0-0	0-0	0	0-0	0	0	36	
Kenyan Drake	6	0-0	0-0	0-0	0	0-0	0	0	36	
Blake Sims	5	0-0	0-0	0-0	0	0-0	0	0	30	
Derrick Henry	5	0-0	0-0	0-0	0	0-0	0	0	30	
Jalston Fowler	2	0-0	0-0	0-0	0	0-0	0	0	12	
Tyren Jones	1	0-0	0-0	0-0	0	0-0	0	0	6	
DeAndrew White	1	0-0	0-0	0-0	0	0-0	0	0	6	
Ty Flournoy-Smith	1	0-0	0-0	0-0	0	0-0	0	0	6	
Brian Vogler	1	0-0	0-0	0-0	0	0-0	0	0	6	
Cyrus Jones	1	0-0	0-0	0-0	0	0-0	0	0	6	
JK Scott	0	0-0	1-1	0-0	0	0-0	0	0	1	
Total	38	9-13	37-38	0-0	0	0-0	0	0	292	
Opponents	12	10-12	10-12	0-0	0	0-0	0	0	112	

TOTAL OFFENSE

	G	Plays	Rush	Pass	Total	Avg/G
Blake Sims	8	246	250	2034	2284	285.5
T.J. Yeldon	8	120	618	0	618	77.2
Derrick Henry	8	103	530	0	530	66.2
Jake Coker	5	48	13	288	301	60.2
Tyren Jones	5	22	123	0	123	24.6
Kenyan Drake	5	22	112	0	112	22.4
Altee Tenpenny	8	15	72	0	72	9.0
Jalston Fowler	8	2	24	0	24	3.0
Amari Cooper	8	4	14	0	14	1.8
Team	3	1	-3	0	-3	-1.0
DeAndrew White	6	2	-4	0	-4	-0.7
Total	8	585	1749	2322	4071	508.9
Opponents	8	498	624	1594	2218	277.2

FIELD GOALS

	FGM-FGA	Pct	01-19	20-29	30-39	40-49	50-99	Lg	Blk
Adam Griffith	9-13	69.2	0-0	4-4	1-2	4-6	0-1	47	0

FG SEQUENCE

	Alabama	Opponents
West Virginia	(47),(41),(27),(45)	(20),47,(42),(41)
Florida Atlantic	(22),(28)	-
Southern Miss	(30)	(33),(43),(37),(30)
Florida	45	-
Ole Miss	46,51,(44)	(46),33
Arkansas	30	-
Texas A&M	(21)	-
Tennessee	-	(27),(24)

Numbers in (parentheses) indicate field goal was made.

PUNTING

	No.	Yds	Avg	Long	TB	FC	I20	Blkd
JK Scott	27	1258	46.6	64	3	8	16	0
Total	27	1258	46.6	64	3	8	16	0
Opponents	51	2247	44.1	66	7	12	14	0

KICKOFFS

	No.	Yds	Avg	TB	OB	Retn	Net	YdLn
Adam Griffith	47	2939	62.5	13	1			
JK Scott	7	434	62.0	1	0			
Total	54	3373	62.5	14	1	886	39.6	25
Opponents	29	1812	62.5	6	0	533	38.9	26

ALL PURPOSE

	G	Rush	Rec	PR	KOR	IR	Tot	Avg/G
Amari Cooper	8	14	1132	0	0	0	1146	143.2
T.J. Yeldon	8	618	146	0	0	0	764	95.5
Christian Jones	8	0	154	90	426	0	670	83.8
Derrick Henry	8	530	70	0	0	0	600	75.0
Kenyan Drake	5	112	159	0	0	0	271	54.2
Blake Sims	8	250	0	0	0	0	250	31.2
DeAndrew White	6	-4	243	0	0	0	239	39.8
O.J. Howard	8	0	150	0	0	0	150	18.8
Cyrus Jones	8	0	0	77	77	-5	149	18.6
Tyren Jones	5	123	0	0	0	0	123	24.6
Chris Black	7	0	77	0	0	0	77	11.0
Jalston Fowler	8	24	52	0	0	0	76	9.5
Altee Tenpenny	8	72	0	0	0	0	72	9.0
ArDarius Stewart	8	0	71	0	0	0	71	8.9
Landon Collins	8	0	0	0	25	12	37	4.6
Cam Sims	7	0	29	0	0	0	29	4.1
Ty Flournoy-Smith	4	0	18	0	0	0	18	4.5
Jake Coker	5	13	0	0	0	0	13	2.6
Michael Nysewander	5	0	9	0	0	0	9	1.8
Brian Vogler	8	0	8	0	0	0	8	1.0
Ryan Anderson	8	0	0	0	5	0	5	0.6
Robert Foster	5	0	4	0	0	0	4	0.8
Reggie Ragland	8	0	0	0	0	1	1	0.1
Team	3	-3	0	0	0	0	-3	-1.0
Total	8	1749	2322	167	533	8	4779	597.4
Opponents	8	624	1594	22	886	24	3150	393.8

ALABAMA DEFENSIVE STATISTICS

DEFENSIVE LEADERS	GP	Tackles				TFL/Yds	Sacks No-Yards	Pass Def			Fumbles		Blkd	
		Solo	Ast	Total	No-Yards			Int-Yds	BrUp	QBH	Rcv-Yds	FF	Kick	Saf
Reggie Ragland	8	27	29	56	6.5-18	1.5-12		1-1	3	1	2-0	1	.	.
Landon Collins	8	26	28	54	2.0-5	.		2-12	5	2
Trey DePriest	7	20	21	41	2.5-8	.		.	2	1	.	1	.	.
Nick Perry	8	27	9	36	1.0-2	.		.	3	1
Cyrus Jones	8	21	5	26	2.0-10	.		1--5	5	.	1-17	2	.	.
Xzavier Dickson	8	20	5	25	9.0-34	6.5-31		.	2	3
Geno Smith	8	14	10	24	1.5-7	1	.	.
Jonathan Allen	8	9	12	21	7.5-24	2.5-15		.	1	4	.	.	1	.
A'Shawn Robinson	8	6	15	21	3.0-5	.		.	1	2	.	1	1	.
Jarran Reed	8	10	10	20	2.0-3	1.0-1		.	5
Ryan Anderson	8	9	9	18	5.5-33	3.0-28		.	.	3	1-3	.	.	.
Eddie Jackson	5	16	1	17	2.0-12	1.0-11		.	.	.	1-16	1	.	.
Reuben Foster	7	7	9	16	2.0-5	1.0-3	
Dillon Lee	8	7	8	15
D.J. Pettway	8	5	7	12	1.5-5	0.5-2		.	2	2
Dalvin Tomlinson	8	5	5	10	1.0-1	1.0-1		.	.	1
Tony Brown	8	6	3	9	1.0-6	.		.	1	1
Jarrick Williams	5	6	3	9	.	.		.	2
Rashaan Evans	7	6	2	8	1.0-10	1.0-10		.	.	1
Denzel Devall	5	2	5	7	1.0-2
Maurice Smith	8	5	2	7	0.5-2	0.5-2		.	1
Jabriel Washington	7	4	2	6	.	.		1-0	1
Da'Shawn Hand	6	4	1	5	2.0-10	2.0-10	
Bradley Sylve	8	4	1	5
Shaun Hamilton	8	.	3	3
Brandon Ivory	8	.	3	3
Christian Jones	8	3	.	3
Kenyan Drake	5	3	.	3
Tim Williams	7	.	3	3	0.5-7	0.5-7		.	.	1
Altee Tenpenny	8	2	.	2
Hootie Jones	3	.	2	2
Darren Lake	3	.	2	2
ArDarius Stewart	8	1	1	2
Cam Robinson	8	1	.	1
Leon Brown	8	1	.	1
Ryan Kelly	6	.	1	1
Cam Sims	7	1	.	1
Arie Kouandjio	8	.	1	1
Adam Griffith	8	1	.	1
Korren Kirven	2	.	1	1
Josh Dickerson	2	.	1	1
Jalston Fowler	8	1	.	1
Derrick Henry	8	1	.	1
Team	3	1-0	.	.	.
Total	8	281	220	501	55-209	22-133		5-8	34	23	6-36	7	2	.
Opponents	8	332	302	634	39.0-146	8-56		3-24	19	11	10-76	7	.	.

PARTICIPATION CHART

Name	GP/GS	WVU	FAU	USM	UF	OM	ARK	TAMU	UT
Jonathan Allen	8/7	START	START	START	START	START	XXX	START	START
Ryan Anderson	8/-	XXX	XXX	XXX	XXX	XXX	XXX	XXX	XXX
Dakota Ball	8/-	XXX	XXX	XXX	XXX	XXX	XXX	XXX	XXX
Parker Barrineau	4/-	XXX	...	XXX	XXX	XXX	...
Cooper Bateman	8/-	XXX	XXX	XXX	XXX	XXX	XXX	XXX	XXX
Jerrod Bierbower	1/-	XXX
Chris Black	7/3	XXX	START	START	XXX	XXX	...	XXX	START
Bradley Bozeman	7/2	...	XXX	XXX	XXX	XXX	START	START	XXX
Leon Brown	8/6	START	XXX	START	START	START	XXX	START	START
Tony Brown	8/2	XXX	XXX	XXX	START	START	XXX	XXX	XXX
Jake Coker	5/-	XXX	XXX	XXX	XXX	XXX	...
Landon Collins	8/8	START	START	START	START	START	START	START	START
Jonathan Cook	2/-	XXX	XXX	...
Amari Cooper	8/8	START	START	START	START	START	START	START	START
Trey DePriest	7/7	...	START	START	START	START	START	START	START
Denzel Devall	5/5	START	START	START	START	START
Josh Dickerson	2/-	...	XXX	XXX	...
Xzavier Dickson	8/4	XXX	START	XXX	XXX	XXX	START	START	START
Kenyan Drake	5/1	XXX	XXX	XXX	START	XXX
Rashaan Evans	7/-	XXX	XXX	XXX	XXX	XXX	...	XXX	XXX
Malcolm Faciane	3/-	...	XXX	XXX	XXX	...
Raheem Falkins	5/-	XXX	XXX	XXX	...	XXX	...	XXX	...
Ty Flournoy-Smith	4/-	...	XXX	XXX	XXX	XXX	...
Reuben Foster	7/1	START	XXX	XXX	XXX	XXX	XXX	XXX	...
Robert Foster	5/-	XXX	XXX	XXX	...	XXX	...	XXX	...
Jalston Fowler	8/3	START	START	XXX	XXX	START	XXX	XXX	XXX
Josh Frazier	4/-	...	XXX	XXX	XXX	XXX	...
Brandon Greene	5/-	...	XXX	XXX	XXX	XXX	XXX
Adam Griffith	8/-	XXX	XXX	XXX	XXX	XXX	XXX	XXX	XXX
Shaun Hamilton	8/-	XXX	XXX	XXX	XXX	XXX	XXX	XXX	XXX
Da'Shawn Hand	6/-	XXX	XXX	XXX	XXX	XXX	XXX
J.C. Hassenauer	1/-	XXX	...
Derrick Henry	8/-	XXX	XXX	XXX	XXX	XXX	XXX	XXX	XXX
Grant Hill	4/-	...	XXX	XXX	XXX	XXX	...
O.J. Howard	8/-	XXX	XXX	XXX	XXX	XXX	XXX	XXX	XXX
Brandon Ivory	8/2	XXX	START	XXX	XXX	XXX	START	XXX	XXX
Dominick Jackson	4/-	...	XXX	XXX	XXX	XXX	...
Eddie Jackson	5/5	...	START	START	START	START	START
Christian Jones	8/5	XXX	XXX	START	START	START	START	START	XXX
Cyrus Jones	8/8	START	START	START	START	START	START	START	START
Hootie Jones	3/-	...	XXX	XXX	XXX	...
Tyren Jones	5/-	...	XXX	XXX	XXX	XXX	XXX
Ryan Kelly	6/6	START	START	START	START	START	START
Korren Kirven	2/-	...	XXX	XXX	...
Arie Kouandjio	8/8	START	START	START	START	START	START	START	START
Darren Lake	3/-	XXX	XXX	XXX	...
Dillon Lee	8/1	XXX	XXX	XXX	XXX	XXX	START	XXX	XXX
Dee Liner	2/-	...	XXX	XXX	...
Isaac Luatua	4/-	...	XXX	XXX	XXX	XXX	...
Cole Mazza	7/-	XXX	...	XXX	XXX	XXX	XXX	XXX	XXX
Alec Morris	3/-	XXX	XXX	XXX	...
Michael Nysewander	5/-	XXX	XXX	XXX	XXX	XXX	...
Tyler Owens	1/-	XXX
Nick Perry	8/7	START	START	START	XXX	START	START	START	START
D.J. Pettway	8/1	START	XXX	XXX	XXX	XXX	XXX	XXX	XXX
Reggie Ragland	8/7	START	START	XXX	START	START	START	START	START
Jarran Reed	8/7	XXX	START	START	START	START	START	START	START
A'Shawn Robinson	8/7	START	XXX	START	START	START	START	START	START
Cam Robinson	8/8	START	START	START	START	START	START	START	START
JK Scott	7/-	XXX	...	XXX	XXX	XXX	XXX	XXX	XXX
Austin Shepherd	8/8	START	START	START	START	START	START	START	START
Blake Sims	8/8	START	START	START	START	START	START	START	START
Cam Sims	7/-	XXX	XXX	XXX	XXX	...	XXX	XXX	XXX
Geno Smith	8/2	XXX	XXX	START	START	XXX	XXX	XXX	XXX
Maurice Smith	8/1	XXX	XXX	XXX	START	XXX	XXX	XXX	XXX
ArDarius Stewart	8/-	XXX	XXX	XXX	XXX	XXX	XXX	XXX	XXX
Bradley Sylve	8/1	START	XXX	XXX	XXX	XXX	XXX	XXX	XXX
Alphonse Taylor	8/2	XXX	START	XXX	XXX	XXX	START	XXX	XXX
Altee Tenpenny	8/-	XXX	XXX	XXX	XXX	XXX	XXX	XXX	XXX
Dalvin Tomlinson	8/-	XXX	XXX	XXX	XXX	XXX	XXX	XXX	XXX
Brian Vogler	8/7	START	START	START	START	XXX	START	START	START
Jabriel Washington	7/1	XXX	XXX	START	XXX	...	XXX	XXX	XXX
DeAndrew White	6/6	START	START	START	START	START	START
Jarrick Williams	5/4	START	START	XXX	START	START
Tim Williams	7/-	...	XXX	XXX	XXX	XXX	XXX	XXX	XXX
T.J. Yeldon	8/7	START	START	START	XXX	START	START	START	START

RUSHING/RECEIVING/PASSING GAME-BY-GAME

RUSHING

	No-Yds/TD	WVU	FAU	USM	UF	OM	ARK	TAMU	UT
T.J. Yeldon	120-618/5	23-126/2	7-43/0	9-56/0	18-59/0	20-123/0	16-45/0	13-114/2	14-52/1
Derrick Henry	103-530/4	17-113/1	5-23/0	11-73/0	20-111/1	17-37/0	7-25/0	10-70/1	16-78/1
Blake Sims	46-250/5	6-42/0	3-14/1	5-46/1	8-39/0	7-8/1	7-5/0	4-54/1	6-42/1
Tyren Jones	22-123/1	DNP	4-33/0	7-57/1	2--1/0	DNP	DNP	9-34/0	-
Kenyan Drake	22-112/4	3-7/0	6-31/1	9-59/3	4-15/0	-	DNP	DNP	DNP
Altee Tenpenny	15-72/0	-	2-3/0	5-39/0	-	-	-	8-30/0	-
Jalston Fowler	2-24/0	-	-	-	-	-	-	-	2-24/0
Amari Cooper	4-14/0	-	1-20/0	1-9/0	-	-	1--6/0	-	1--9/0
Jake Coker	7-13/0	-	4-23/0	2--6/0	-	DNP	DNP	1--4/0	DNP
Team	1--3/0	-	DNP	DNP	DNP	DNP	-	DNP	1--3/0
DeAndrew White	2--4/0	-	DNP	DNP	-	-	1--3/0	-	1--1/0

RECEIVING

	No-Yds/TD	WVU	FAU	USM	UF	OM	ARK	TAMU	UT
Amari Cooper	71-1132/9	12-130/0	13-189/1	8-135/1	10-201/3	9-91/0	2-22/0	8-140/2	9-224/2
DeAndrew White	23-243/1	6-73/0	DNP	DNP	6-48/0	-	4-33/1	3-30/0	4-59/0
Kenyan Drake	5-159/2	-	2-53/1	1-9/0	1-87/1	1-10/0	DNP	DNP	DNP
Christian Jones	11-154/0	3-31/0	2-52/0	4-50/0	1-4/0	1-17/0	-	-	-
O.J. Howard	6-150/0	-	-	-	2-22/0	3-81/0	1-47/0	-	-
T.J. Yeldon	11-146/1	1-1/0	1-18/0	-	1-37/0	2-7/0	2-35/1	3-45/0	1-3/0
Chris Black	7-77/0	1-8/0	3-45/0	1-5/0	-	2-19/0	DNP	-	-
ArDarius Stewart	4-71/0	-	3-63/0	-	-	-	-	1-8/0	-
Derrick Henry	2-70/1	-	-	-	1-29/0	-	-	1-41/1	-
Jalston Fowler	6-52/2	1-7/0	1-3/1	-	2-21/1	-	1-9/0	1-12/0	-
Cam Sims	4-29/0	-	-	-	-	DNP	1-15/0	3-14/0	-
Ty Flournoy-Smith	2-18/1	DNP	1-4/0	-	-	DNP	DNP	1-14/1	DNP
Michael Nysewander	1-9/0	-	-	1-9/0	-	DNP	DNP	-	DNP
Brian Vogler	2-8/1	-	-	1-5/1	-	1-3/0	-	-	-
Robert Foster	2-4/0	-	1-3/0	1-1/0	DNP	-	DNP	-	DNP

PASSING

Blake Sims	Att	Comp	Int	Pct	Yards	TD	Long	Sack	Yds	Effic
West Virginia	33	24	1	72.7	250	0	38	0	0	130.3
FAU	14	12	0	85.7	228	2	52	0	0	269.7
Southern Miss	17	12	0	70.6	168	2	27	0	0	192.4
Florida	33	23	1	69.7	445	4	87	1	8	216.9
Ole Miss	31	19	1	61.3	228	0	53	1	4	116.6
Arkansas	21	11	0	52.4	161	2	47	2	18	148.2
Texas A&M	27	16	0	59.3	268	3	45	0	0	179.3
Tennessee	24	14	0	58.3	286	2	80	1	6	185.9
TOTALS	200	131	3	65.5	2034	15	87	5	36	172.7

Jake Coker	Att	Comp	Int	Pct	Yards	TD	Long	Sack	Yds	Effic
FAU	24	15	0	62.5	202	1	43	1	5	146.9
Southern Miss	7	5	0	71.4	46	0	22	1	11	126.6
Florida	2	1	0	50.0	4	1	4	0	0	231.8
Texas A&M	8	5	0	62.5	36	1	14	1	4	141.6
TOTALS	41	26	0	63.4	288	3	43	3	20	146.6

TACKLES GAME-BY-GAME

TOTAL TACKLES

	UA-A	TOT	WVU	FAU	USM	UF	OM	ARK	TAMU	UT
Reggie Ragland	27-29	56	1-5	3-2	-	5-3	3-6	7-5	2-5	6-3
Landon Collins	26-28	54	4-7	2-2	6-6	2-3	2-4	3-5	3-1	4-0
Trey DePriest	20-21	41	DNP	1-3	4-2	4-3	4-2	2-4	1-5	4-2
Nick Perry	27-9	36	5-1	1-0	1-0	-	7-3	2-3	3-2	8-0
Cyrus Jones	21-5	26	4-3	3-0	1-0	2-0	3-0	1-0	4-2	3-0
Xzavier Dickson	20-5	25	2-0	1-0	2-1	-	5-1	7-1	0-1	3-1
Geno Smith	14-10	24	1-1	0-3	3-1	2-0	0-1	0-2	6-1	2-1
Jonathan Allen	9-12	21	3-2	1-1	1-1	0-1	2-3	-	0-3	2-1
A'Shawn Robinson	6-15	21	-	2-2	0-1	0-1	0-3	2-3	-	2-5
Jarran Reed	10-10	20	0-2	0-1	1-0	3-2	0-2	5-0	0-1	1-2
Ryan Anderson	9-9	18	-	2-0	1-0	1-1	-	1-2	3-3	1-3
Eddie Jackson	16-1	17	DNP	3-1	1-0	DNP	DNP	6-0	2-0	4-0
Reuben Foster	7-9	16	2-5	1-1	0-1	1-1	-	-	3-1	DNP
Dillon Lee	7-8	15	-	1-2	-	-	-	3-1	1-5	2-0
D.J. Pettway	5-7	12	2-1	0-2	1-0	-	1-0	-	0-4	1-0
Dalvin Tomlinson	5-5	10	2-3	-	1-0	0-1	-	0-1	-	2-0
Jarrick Williams	6-3	9	1-2	DNP	DNP	DNP	-	-	1-1	4-0
Tony Brown	6-3	9	-	0-1	-	2-1	3-1	-	-	1-0
Rashaan Evans	6-2	8	1-0	2-0	2-0	0-1	-	DNP	0-1	1-0
Maurice Smith	5-2	7	-	-	2-1	1-0	2-0	-	0-1	-
Denzel Devall	2-5	7	0-3	0-1	-	2-0	0-1	DNP	DNP	DNP
Jabriel Washington	4-2	6	0-1	1-0	1-1	-	DNP	1-0	1-0	-
Da'Shawn Hand	4-1	5	1-0	0-1	1-0	-	DNP	DNP	1-0	1-0
Bradley Sylve	4-1	5	4-1	-	-	-	-	-	-	-
Shaun Hamilton	0-3	3	0-1	-	-	-	-	-	0-2	-
Christian Jones	3-0	3	-	1-0	1-0	-	1-0	-	-	-
Tim Williams	0-3	3	DNP	0-2	-	-	-	-	0-1	-
Kenyan Drake	3-0	3	-	1-0	2-0	-	-	DNP	DNP	DNP
Brandon Ivory	0-3	3	-	-	-	-	0-1	0-2	-	-
ArDarius Stewart	1-1	2	-	0-1	-	1-0	-	-	-	-
Darren Lake	0-2	2	DNP	DNP	-	DNP	DNP	0-1	0-1	DNP
Altee Tenpenny	2-0	2	-	2-0	-	-	-	-	-	-
Hootie Jones	0-2	2	DNP	-	0-1	DNP	DNP	DNP	0-1	DNP
Cam Robinson	1-0	1	1-0	-	-	-	-	-	-	-
Leon Brown	1-0	1	-	-	-	1-0	-	-	-	-
Ryan Kelly	0-1	1	-	-	-	0-1	-	DNP	DNP	-
Cam Sims	1-0	1	-	-	1-0	-	DNP	-	-	-
Jalston Fowler	1-0	1	-	-	-	-	-	-	1-0	-
Derrick Henry	1-0	1	-	-	-	1-0	-	-	-	-
Arie Kouandjio	0-1	1	-	-	-	0-1	-	-	-	-
Adam Griffith	1-0	1	-	-	-	-	1-0	-	-	-
Josh Dickerson	0-1	1	DNP	-	DNP	DNP	DNP	DNP	0-1	DNP
Korren Kirven	0-1	1	DNP	-	DNP	DNP	DNP	DNP	0-1	DNP

SUPERLATIVES

INDIVIDUAL GAME HIGHS

Rushes	23	T.J. Yeldon vs West Virginia (Aug 30, 2014)
Yards Rushing	126	T.J. Yeldon vs West Virginia (Aug 30, 2014)
TD Rushes	3	Kenyan Drake vs Southern Miss (Sep 13, 2014)
Long Rush	43	Blake Sims vs Texas A&M (Oct 18, 2014)
Pass attempts	33	Blake Sims vs West Virginia (Aug 30, 2014)
		Blake Sims vs Florida (Sep 20, 2014)
Pass completions	24	Blake Sims vs West Virginia (Aug 30, 2014)
Yards Passing	445	Blake Sims vs Florida (Sep 20, 2014)
TD Passes	4	Blake Sims vs Florida (Sep 20, 2014)
Long Pass	87	Blake Sims vs Florida (Sep 20, 2014)
Receptions	13	Amari Cooper vs FAU (Sep 06, 2014)
Yards Receiving	224	Amari Cooper at Tennessee (Oct 25, 2014)
TD Receptions	3	Amari Cooper vs Florida (Sep 20, 2014)
Long Reception	87	Kenyan Drake vs Florida (Sep 20, 2014)
Field Goals	4	Adam Griffith vs West Virginia (Aug 30, 2014)
Long Field Goal	47	Adam Griffith vs West Virginia (Aug 30, 2014)
Punts	8	JK Scott at Arkansas (Oct 11, 2014)
Punting Avg	51.8	JK Scott at Ole Miss (Oct 04, 2014)
Long Punt	64	JK Scott at Ole Miss (Oct 04, 2014)
Punts inside 20	7	JK Scott at Arkansas (Oct 11, 2014)
Long Punt Return	70	Cyrus Jones vs FAU (Sep 06, 2014)
Long Kickoff Return	38	Christion Jones at Ole Miss (Oct 04, 2014)
Tackles	12	Landon Collins vs Southern Miss (Sep 13, 2014)
		Reggie Ragland at Arkansas (Oct 11, 2014)
Sacks	2.0	Xzavier Dickson vs West Virginia (Aug 30, 2014)
		Xzavier Dickson at Ole Miss (Oct 04, 2014)
Tackles For Loss	3.5	Xzavier Dickson at Ole Miss (Oct 04, 2014)
Interceptions	1	J. Washington vs Florida (Sep 20, 2014)
		Landon Collins vs Florida (Sep 20, 2014)
		Landon Collins at Arkansas (Oct 11, 2014)
		Reggie Ragland vs Texas A&M (Oct 18, 2014)
		Cyrus Jones at Tennessee (Oct 25, 2014)

TEAM GAME HIGHS

Rushes	52	vs Florida (Sep 20, 2014)
Yards Rushing	333	vs Southern Miss (Sep 13, 2014)
Yards Per Rush	6.8	vs Southern Miss (Sep 13, 2014)
TD Rushes	5	vs Southern Miss (Sep 13, 2014)
Pass attempts	38	vs FAU (Sep 06, 2014)
Pass completions	27	vs FAU (Sep 06, 2014)
Yards Passing	449	vs Florida (Sep 20, 2014)
Yards Per Pass	12.8	vs Florida (Sep 20, 2014)
TD Passes	5	vs Florida (Sep 20, 2014)
Total Plays	87	vs Florida (Sep 20, 2014)
Total Offense	672	vs Florida (Sep 20, 2014)
Yards Per Play	8.9	vs FAU (Sep 06, 2014)
Points	59	vs Texas A&M (Oct 18, 2014)
Sacks By	6	vs Texas A&M (Oct 18, 2014)
First Downs	31	vs Southern Miss (Sep 13, 2014)
Penalties	11	vs Florida (Sep 20, 2014)
Penalty Yards	80	vs Florida (Sep 20, 2014)
Turnovers	4	vs Florida (Sep 20, 2014)
Interceptions By	2	vs Florida (Sep 20, 2014)
Punts	8	at Arkansas (Oct 11, 2014)
Punting Avg	51.8	at Ole Miss (Oct 04, 2014)
Long Punt	64	at Ole Miss (Oct 04, 2014)
Punts inside 20	7	at Arkansas (Oct 11, 2014)
Long Punt Return	70	vs FAU (Sep 06, 2014)

OPPONENT INDIVIDUAL GAME HIGHS

Rushes	20	J. Williams, at Arkansas (Oct 11, 2014)
Yards Rushing	83	J. Williams, at Arkansas (Oct 11, 2014)
TD Rushes	1	Driskel, J., vs Florida (Sep 20, 2014)
		J. Williams, at Arkansas (Oct 11, 2014)
Long Rush	44	Lane, M., at Tennessee (Oct 25, 2014)
Pass attempts	45	Trickett, Clint, vs West Virginia (Aug 30, 2014)
Pass completions	29	Trickett, Clint, vs West Virginia (Aug 30, 2014)
Yards Passing	365	Trickett, Clint, vs West Virginia (Aug 30, 2014)
TD Passes	3	Bo Wallace, at Ole Miss (Oct 04, 2014)
Long Pass	54	Brandon Allen, at Arkansas (Oct 11, 2014)
Receptions	9	White, Kevin, vs West Virginia (Aug 30, 2014)
Yards Receiving	143	White, Kevin, vs West Virginia (Aug 30, 2014)
TD Receptions	1	White, Kevin, vs West Virginia (Aug 30, 2014)
		Showers, V., vs Florida (Sep 20, 2014)
		L. Treadwell, at Ole Miss (Oct 04, 2014)
		Vince Sanders, at Ole Miss (Oct 04, 2014)
		Jaylen Walton, at Ole Miss (Oct 04, 2014)
		AJ Derby, at Arkansas (Oct 11, 2014)
		Pearson, V., at Tennessee (Oct 25, 2014)
		Malone, J., at Tennessee (Oct 25, 2014)
Long Reception	54	AJ Derby, at Arkansas (Oct 11, 2014)
Field Goals	4	ACOSTA, Corey, vs Southern Miss (Sep 13, 2014)
Long Field Goal	46	Gary Wunderlich, at Ole Miss (Oct 04, 2014)
Punts	9	Drew Kaser, vs Texas A&M (Oct 18, 2014)
Punting Avg	52.7	Christy, K., vs Florida (Sep 20, 2014)
Long Punt	66	Christy, K., vs Florida (Sep 20, 2014)
Punts inside 20	4	O'Toole, Nick, vs West Virginia (Aug 30, 2014)
Long Punt Return	18	Nick Harvey, vs Texas A&M (Oct 18, 2014)
Long Kickoff Return	100	Alford, Mario, vs West Virginia (Aug 30, 2014)
Tackles	18	Joseph, Karl, vs West Virginia (Aug 30, 2014)
Sacks	1.0	KIRK, Andrae, vs FAU (Sep 06, 2014)
		McCULLUM, D., vs Southern Miss (Sep 13, 2014)
		McCalister, A., vs Florida (Sep 20, 2014)
		Bryon Bennett, at Ole Miss (Oct 04, 2014)
		Trey Flowers, at Arkansas (Oct 11, 2014)
		Darius Philon, at Arkansas (Oct 11, 2014)
		Daeshon Hall, vs Texas A&M (Oct 18, 2014)
		Maggitt, C., at Tennessee (Oct 25, 2014)
Tackles For Loss	3.0	Trey Flowers, at Arkansas (Oct 11, 2014)
Interceptions	1	Worley, Daryl, vs West Virginia (Aug 30, 2014)
		Morrison, A., vs Florida (Sep 20, 2014)
		Senquez Golson, at Ole Miss (Oct 04, 2014)

OPPONENT TEAM GAME HIGHS

Rushes	43	at Tennessee (Oct 25, 2014)
Yards Rushing	180	at Tennessee (Oct 25, 2014)
Yards Per Rush	4.2	at Tennessee (Oct 25, 2014)
TD Rushes	1	vs Florida (Sep 20, 2014)
		at Arkansas (Oct 11, 2014)
Pass attempts	45	vs West Virginia (Aug 30, 2014)
Pass completions	29	vs West Virginia (Aug 30, 2014)
Yards Passing	365	vs West Virginia (Aug 30, 2014)
Yards Per Pass	8.1	vs West Virginia (Aug 30, 2014)
TD Passes	3	at Ole Miss (Oct 04, 2014)
Total Plays	79	at Arkansas (Oct 11, 2014)
		at Tennessee (Oct 25, 2014)
Total Offense	393	vs West Virginia (Aug 30, 2014)
Yards Per Play	5.7	vs West Virginia (Aug 30, 2014)
Points	23	vs West Virginia (Aug 30, 2014)
		at Ole Miss (Oct 04, 2014)
Sacks By	2	at Arkansas (Oct 11, 2014)
First Downs	22	vs West Virginia (Aug 30, 2014)
Penalties	6	vs West Virginia (Aug 30, 2014)
		vs Southern Miss (Sep 13, 2014)
Penalty Yards	55	vs West Virginia (Aug 30, 2014)
Turnovers	3	vs Florida (Sep 20, 2014)
		at Arkansas (Oct 11, 2014)
Interceptions By	1	vs West Virginia (Aug 30, 2014)
		vs Florida (Sep 20, 2014)
		at Ole Miss (Oct 04, 2014)
Punts	9	vs Texas A&M (Oct 18, 2014)
Punting Avg	52.7	vs Florida (Sep 20, 2014)
Long Punt	66	vs Florida (Sep 20, 2014)
Punts inside 20	4	vs West Virginia (Aug 30, 2014)
Long Punt Return	18	vs Texas A&M (Oct 18, 2014)

WEST VIRGINIA

Team	Qtr	Drive Started			Drive Ended			Consumed	
		Spot	Time	Obtained	Spot	Time	How Lost	PI-Yds	TOP
UA	1st	A25	10:58	Kickoff	W30	08:18	*FIELD GOAL	7-45	2:40
UA	1st	A05	06:08	Punt	W00	14:11	*TOUCHDOWN	14-95	6:57
UA	2nd	A25	11:58	Kickoff	A31	10:28	Punt	3-6	1:30
UA	2nd	A12	08:17	Punt	W00	01:57	*TOUCHDOWN	13-88	6:20
UA	2nd	A26	01:31	Kickoff	W24	15:00	*FIELD GOAL	7-50	1:31
UA	3rd	A24	14:53	Kickoff	W36	11:53	Downs	6-40	3:00
UA	3rd	A30	09:34	Missed FG	W00	07:44	*TOUCHDOWN	6-70	1:50
UA	3rd	A26	04:54	Kickoff	W10	01:27	*FIELD GOAL	9-64	3:27
UA	4th	A25	13:29	Kickoff	A25	13:15	Interception	1-0	0:14
UA	4th	A12	12:23	Punt	W28	08:07	*FIELD GOAL	11-60	4:16
UA	4th	A13	06:49	Punt	A33	02:24	Punt	7-20	4:25
UA	4th	W46	01:05	Downs	W45	00:00	End of half	2-1	1:05
UA	3rd	T47	05:18	Punt	T00	03:43	*TOUCHDOWN	4-47	1:35
UA	4th	A19	14:06	Punt	A19	11:59	Punt	5-0	2:07
UA	4th	A19	11:31	Punt	A21	09:45	Punt	3-2	1:46
UA	4th	A10	08:10	Punt	T49	04:18	Punt	7-41	3:52
UA	4th	A39	00:50	Punt	A39	00:00	End of half	2-0	0:50

FLORIDA ATLANTIC

Team	Qtr	Drive Started			Drive Ended			Consumed	
		Spot	Time	Obtained	Spot	Time	How Lost	PI-Yds	TOP
UA	1st	A26	15:00	Kickoff	F00	12:31	*TOUCHDOWN	7-74	2:29
UA	1st	A26	09:40	Punt	F00	08:20	*TOUCHDOWN	3-74	1:20
UA	1st	A22	05:23	Punt	F00	01:48	*TOUCHDOWN	8-78	3:35
UA	1st	F42	01:34	Fumble	F05	12:31	*FIELD GOAL	9-37	4:03
UA	2nd	A13	10:15	Punt	F00	06:23	*TOUCHDOWN	12-87	3:52
UA	2nd	A22	00:54	Punt	F09	00:00	End of half	7-69	0:54
UA	3rd	A34	12:46	Punt	F03	10:29	Fumble	6-63	2:17
UA	3rd	A29	06:31	Downs	F00	02:19	*TOUCHDOWN	8-71	4:12
UA	3rd	A48	01:04	Punt	F11	12:02	*FIELD GOAL	9-41	4:02
UA	4th	F10	09:39	Punt	F04	07:53	End of half	3-6	1:46

SOUTHERN MISS

Team	Qtr	Drive Started			Drive Ended			Consumed	
		Spot	Time	Obtained	Spot	Time	How Lost	PI-Yds	TOP
UA	1st	A30	11:35	Kickoff	S00	07:42	*TOUCHDOWN	7-70	3:53
UA	1st	A50	05:22	Punt	S43	03:36	Punt	3-7	1:46
UA	1st	A20	01:39	Punt	S00	09:32	*TOUCHDOWN	13-80	7:07
UA	2nd	S38	08:25	Punt	S00	05:36	*TOUCHDOWN	6-38	2:49
UA	2nd	A29	00:00	Punt	A29	02:50	Fumble	0-0	0:00
UA	2nd	A20	01:25	Kickoff	A25	00:00	End of half	3-5	1:25
UA	3rd	A25	15:00	Kickoff	S00	12:06	*TOUCHDOWN	8-75	2:54
UA	3rd	A32	08:15	Kickoff	S00	05:12	*TOUCHDOWN	7-68	3:03
UA	3rd	A01	02:10	Punt	S00	13:48	*TOUCHDOWN	8-99	3:22
UA	4th	A41	09:52	Kickoff	S13	06:03	*FIELD GOAL	9-46	3:49
UA	4th	A31	04:50	Punt	S00	00:16	*TOUCHDOWN	10-69	4:34

FLORIDA

Team	Qtr	Drive Started			Drive Ended			Consumed	
		Spot	Time	Obtained	Spot	Time	How Lost	PI-Yds	TOP
UA	1st	A13	13:59	Punt	F00	13:47	*TOUCHDOWN	1-87	0:12
UA	1st	A24	12:18	Punt	A31	12:09	Fumble	1-7	0:09
UA	1st	A22	11:26	Kickoff	A49	09:24	Fumble	4-27	2:02
UA	1st	A20	09:24	Kickoff	F28	05:46	Missed FG	9-52	3:38
UA	1st	A21	04:23	Punt	F00	04:12	*TOUCHDOWN	1-79	0:11
UA	1st	A13	01:07	Interception	F38	13:12	Fumble	8-49	2:55
UA	2nd	A12	11:58	Punt	A21	10:18	Punt	3-9	1:40
UA	2nd	A44	09:42	Fumble	F00	07:19	*TOUCHDOWN	6-56	2:23
UA	2nd	A17	05:34	Punt	A43	01:44	Punt	8-26	3:50
UA	3rd	A25	15:00	Kickoff	A39	13:20	Interception	4-14	1:40
UA	3rd	A34	12:42	Kickoff	F00	05:27	*TOUCHDOWN	16-66	7:15
UA	3rd	A20	03:28	Punt	F00	00:21	*TOUCHDOWN	8-80	3:07
UA	4th	A40	13:52	Interception	F00	10:10	*TOUCHDOWN	8-60	3:42
UA	4th	A50	08:34	Downs	F08	03:00	Downs	9-42	5:34
UA	4th	A20	00:58	Punt	A19	00:00	End of half	2--1	0:58

OLE MISS

Team	Qtr	Drive Started			Drive Ended			Consumed	
		Spot	Time	Obtained	Spot	Time	How Lost	PI-Yds	TOP
UA	1st	A41	13:17	Kickoff	O29	08:26	Missed FG	9-30	4:51
UA	1st	A20	03:47	Missed FG	A43	02:07	Punt	4-23	1:40
UA	1st	A30	00:08	Punt	A49	13:07	Punt	6-19	2:01
UA	2nd	A20	11:30	Punt	A38	08:14	Punt	6-18	3:16
UA	2nd	A32	07:11	Punt	O00	03:44	*TOUCHDOWN	12-68	3:27
UA	2nd	A20	01:44	Punt	A18	00:51	Punt	3--2	0:53
UA	2nd	O13	00:42	Fumble	O13	00:42	*TOUCHDOWN	0-0	0:00
UA	3rd	A25	15:00	Kickoff	O34	08:35	Missed FG	14-41	6:25
UA	3rd	A14	07:20	Kickoff	O27	03:54	*FIELD GOAL	7-59	3:26
UA	4th	A11	15:00	Punt	O48	11:31	Punt	8-41	3:29
UA	4th	A01	08:00	Punt	A05	06:24	Punt	3-4	1:36
UA	4th	A31	05:29	Kickoff	A31	05:29	Fumble	0-0	0:00
UA	4th	A13	02:54	Kickoff	O32	00:37	Interception	6-55	2:17

ARKANSAS

Team	Qtr	Drive Started			Drive Ended			Consumed	
		Spot	Time	Obtained	Spot	Time	How Lost	PI-Yds	TOP
UA	1st	V34	00:00	Punt	V31	13:27	Fumble	0--3	0:00
UA	1st	V20	11:16	Fumble	V27	10:30	Punt	3-7	0:46
UA	1st	V35	03:40	Downs	V35	02:21	Punt	3-0	1:19
UA	1st	V39	00:00	Punt	V39	00:14	Fumble	0-0	0:00
UA	2nd	V20	14:09	Punt	H13	09:48	Missed FG	8-67	4:21
UA	2nd	H23	09:37	Fumble	H00	08:40	*TOUCHDOWN	3-23	0:57
UA	2nd	V28	03:47	Kickoff	H37	00:43	Punt	7-35	3:04
UA	3rd	V27	15:00	Kickoff	V28	12:35	Punt	3-1	2:25
UA	3rd	V11	06:55	Punt	V15	05:45	Punt	3-4	1:10
UA	3rd	V35	04:43	Kickoff	V44	03:05	Punt	3-9	1:38
UA	3rd	V44	00:36	Punt	H00	12:36	*TOUCHDOWN	8-56	3:00
UA	4th	V48	10:50	Punt	H43	09:37	Downs	4-9	1:13
UA	4th	V48	07:21	Downs	H46	05:45	Punt	3-6	1:36
UA	4th	V43	05:09	Punt	V47	02:50	Punt	3-4	2:19
UA	4th	V49	01:59	Interception	H42	00:00	End of half	3-9	1:59

TEXAS A&M

Team	Qtr	Drive Started			Drive Ended			Consumed	
		Spot	Time	Obtained	Spot	Time	How Lost	PI-Yds	TOP
UA	1st	A25	15:00	Kickoff	T04	11:07	*FIELD GOAL	10-71	3:53#
UA	1st	A28	09:30	Punt	T00	04:38	*TOUCHDOWN	11-72	4:52#
UA	1st	A16	03:19	Punt	T00	13:36	*TOUCHDOWN	10-84	4:43#
UA	2nd	A36	11:51	Punt	T00	11:06	*TOUCHDOWN	4-64	0:45
UA	2nd	A20	09:07	Punt	T00	05:26	*TOUCHDOWN	11-80	3:41#
UA	2nd	T24	04:15	Punt	T00	04:10	*TOUCHDOWN	1-24	0:05
UA	2nd	A40	02:13	Punt	T00	00:22	*TOUCHDOWN	5-60	1:51
UA	3rd	A43	13:00	Punt	T00	11:47	*TOUCHDOWN	3-57	1:13
UA	3rd	A32	09:02	Downs	A41	06:47	Punt	3-9	2:15
UA	3rd	A25	05:14	Punt	A28	04:13	Punt	3-3	1:01
UA	3rd	A18	00:34	Interception	A40	10:24	Punt	8-22	5:10
UA	4th	A43	08:57	Punt	T00	04:16	*TOUCHDOWN	9-57	4:41#
UA	4th	A23	02:44	Downs	A28	00:23	Punt	3-5	2:21

TENNESSEE

Team	Qtr	Drive Started			Drive Ended			Consumed	
		Spot	Time	Obtained	Spot	Time	How Lost	PI-Yds	TOP
UA	1st	A20	12:52	Punt	T00	12:39	*TOUCHDOWN	1-80	0:13
UA	1st	A21	11:04	Punt	T00	08:55	*TOUCHDOWN	7-79	2:09
UA	1st	A10	07:12	Punt	T00	03:12	*TOUCHDOWN	9-90	4:00
UA	1st	A10	01:30	Punt	A24	00:07	Punt	5-14	1:23
UA	2nd	T34	12:48	Fumble	T00	12:03	*TOUCHDOWN	3-34	0:45
UA	2nd	A28	06:58	Kickoff	A29	03:53	Punt	6-1	3:05
UA	3rd	A23	14:56	Kickoff	A43	12:38	Punt	4-20	2:18
UA	3rd	A24	05:46	Kickoff	T00	00:13	*TOUCHDOWN	13-76	5:33
UA	4th	A40	14:42	Punt	T45	12:30	Punt	4-15	2:12
UA	4th	A30	11:49	Interception	A23	11:45	Fumble	1--7	0:04
UA	4th	A21	09:37	Kickoff	T01	02:29	Fumble	11-78	7:08
UA	4th	T32	00:16	Downs	T35	00:00	End of half	1--3	0:16

OPPONENT DRIVE CHARTS

WEST VIRGINIA

Team	Qtr	Spot	Drive Started		Drive Ended			Consumed	
			Time	Obtained	Spot	Time	How Lost	Pl-Yds	TOP
WVU	1st	W18	15:00	Kickoff	A03	10:58	*FIELD GOAL	14-79	4:02
WVU	1st	W27	08:12	Kickoff	A43	06:08	Punt	6-30	2:04
WVU	2nd	W25	14:11	Kickoff	A00	11:58	*TOUCHDOWN	9-75	2:13
WVU	2nd	W06	10:28	Punt	W38	08:17	Punt	7-32	2:11
WVU	2nd	A00	01:43	Kickoff	A00	01:43	*TOUCHDOWN	0-0	0:00
WVU	3rd	W36	11:53	Downs	A30	09:34	Missed FG	8-34	2:19
WVU	3rd	W09	07:36	Kickoff	A25	04:59	*FIELD GOAL	9-66	2:37
WVU	3rd	W25	01:27	Kickoff	A24	13:37	*FIELD GOAL	9-51	2:50
WVU	4th	W49	13:15	Interception	A46	12:23	Punt	3-5	0:52
WVU	4th	W25	08:07	Kickoff	W28	06:49	Punt	3-3	1:18
WVU	4th	W28	02:24	Punt	W46	01:05	Downs	5-18	1:19

FLORIDA ATLANTIC

Team	Qtr	Spot	Drive Started		Drive Ended			Consumed	
			Time	Obtained	Spot	Time	How Lost	Pl-Yds	TOP
FAU	1st	F21	12:31	Kickoff	A49	09:40	Punt	4-30	2:51
FAU	1st	F25	08:20	Kickoff	F36	05:23	Punt	5-11	2:57
FAU	1st	F26	01:48	Kickoff	F42	01:34	Fumble	1-16	0:14
FAU	2nd	F13	12:31	Kickoff	F20	10:15	Punt	3-7	2:16
FAU	2nd	F20	06:23	Kickoff	F45	00:54	Punt	11-25	5:29
FAU	3rd	F20	15:00	Kickoff	F24	12:46	Punt	3-4	2:14
FAU	3rd	F03	10:29	Fumble	A29	06:31	Downs	10-68	3:58
FAU	3rd	F25	02:19	Kickoff	F17	01:04	Punt	3--8	1:15
FAU	4th	F22	12:02	Kickoff	F20	09:39	Punt	3--2	2:23

SOUTHERN MISS

Team	Qtr	Spot	Drive Started		Drive Ended			Consumed	
			Time	Obtained	Spot	Time	How Lost	Pl-Yds	TOP
USM	1st	S25	15:00	Kickoff	A16	11:35	*FIELD GOAL	10-59	3:25
USM	1st	S19	07:42	Kickoff	S13	05:22	Punt	3--6	2:20
USM	1st	S10	03:36	Punt	S48	01:39	Punt	4-38	1:57
USM	2nd	S08	09:32	Kickoff	S16	08:25	Punt	3-8	1:07
USM	2nd	S30	05:36	Kickoff	S23	02:50	Punt	3--7	2:46
USM	2nd	A29	02:50	Fumble	A26	01:25	*FIELD GOAL	4-3	1:25
USM	3rd	S21	12:06	Kickoff	A20	08:15	*FIELD GOAL	8-59	3:51
USM	3rd	S25	05:12	Kickoff	A43	02:10	Punt	9-32	3:02
USM	4th	S25	13:48	Kickoff	A13	09:50	*FIELD GOAL	11-62	3:58
USM	4th	S25	06:03	Kickoff	S29	04:50	Punt	3-4	1:13
USM	4th	S21	00:16	Kickoff	S24	00:00	End of half	1-3	0:16

FLORIDA

Team	Qtr	Spot	Drive Started		Drive Ended			Consumed	
			Time	Obtained	Spot	Time	How Lost	Pl-Yds	TOP
UF	1st	F25	15:00	Kickoff	F29	13:59	Punt	3-4	1:01
UF	1st	F23	13:47	Kickoff	F35	12:18	Punt	5-12	1:29
UF	1st	A31	12:09	Fumble	A00	11:26	*TOUCHDOWN	3-31	0:43
UF	1st	A49	09:24	Fumble	A49	09:24	*TOUCHDOWN	0-0	0:00
UF	1st	F28	05:46	Missed FG	F30	04:23	Punt	3-2	1:23
UF	1st	F36	04:12	Kickoff	A39	01:07	Interception	7-25	3:05
UF	2nd	F38	13:12	Fumble	A39	11:58	Punt	3-23	1:14
UF	2nd	F49	10:18	Punt	A44	09:42	Fumble	2-7	0:36
UF	2nd	F14	07:19	Kickoff	F29	05:34	Punt	5-15	1:45
UF	2nd	F20	01:44	Punt	F28	00:00	End of half	3-8	1:44
UF	3rd	A16	13:20	Interception	A00	12:42	*TOUCHDOWN	2-16	0:38
UF	3rd	F35	05:27	Kickoff	F43	03:28	Punt	3-8	1:59
UF	3rd	F17	00:21	Kickoff	F47	13:52	Interception	4-30	1:29
UF	4th	F20	10:10	Kickoff	A49	08:34	Downs	7-31	1:36
UF	4th	F09	03:00	Downs	F34	00:58	Punt	5-25	2:02

OLE MISS

Team	Qtr	Spot	Drive Started		Drive Ended			Consumed	
			Time	Obtained	Spot	Time	How Lost	Pl-Yds	TOP
OM	1st	A39	15:00	Kickoff	A29	13:17	*FIELD GOAL	5-10	1:43
OM	1st	O29	08:26	Missed FG	A16	03:47	Missed FG	11-55	4:39
OM	1st	O20	02:07	Punt	O20	00:08	Punt	3-0	1:59
OM	2nd	O18	13:07	Punt	O33	11:30	Punt	4-15	1:37
OM	2nd	O13	08:14	Punt	O31	07:11	Punt	4-18	1:03
OM	2nd	O43	03:44	Kickoff	O45	01:44	Punt	3-2	2:00
OM	2nd	O18	00:51	Punt	O13	00:42	Fumble	1--5	0:09
OM	2nd	O27	00:40	Kickoff	O32	00:00	End of half	2-5	0:40
OM	3rd	O34	08:35	Missed FG	A00	07:20	*TOUCHDOWN	4-66	1:15
OM	3rd	O20	03:54	Kickoff	A48	00:00	Punt	9-32	3:54
OM	4th	O20	11:31	Punt	O50	08:00	Punt	9-30	3:31
OM	4th	O44	06:24	Punt	A00	05:29	*TOUCHDOWN	3-56	0:55
OM	4th	A31	05:29	Fumble	A00	02:54	*TOUCHDOWN	5-31	2:35
OM	4th	O20	00:37	Interception	O18	00:00	End of half	2--2	0:37

ARKANSAS

Team	Qtr	Spot	Drive Started		Drive Ended			Consumed	
			Time	Obtained	Spot	Time	How Lost	Pl-Yds	TOP
AR	1st	H25	15:00	Kickoff	H31	13:27	Punt	3-6	1:33
AR	1st	V31	13:27	Fumble	V00	11:16	Fumble	5-31	2:11
AR	1st	H15	10:30	Punt	V35	03:40	Downs	13-50	6:50
AR	1st	H15	02:21	Punt	H25	00:14	Punt	5-10	2:07
AR	1st	V39	00:14	Fumble	V38	14:09	Punt	3-1	1:05
AR	2nd	H20	09:48	Missed FG	H26	09:37	Fumble	1-6	0:11
AR	2nd	H19	08:40	Kickoff	V00	03:47	*TOUCHDOWN	10-81	4:53
AR	2nd	H02	00:43	Punt	H22	00:00	End of half	5-20	0:43
AR	3rd	H17	12:35	Punt	V35	06:55	Punt	12-48	5:40
AR	3rd	H43	05:45	Punt	V00	04:43	*TOUCHDOWN	3-57	1:02
AR	3rd	H15	03:05	Punt	H10	00:36	Punt	3--5	2:29
AR	4th	H15	12:36	Kickoff	H20	10:50	Punt	3-5	1:46
AR	4th	H43	09:37	Downs	V48	07:21	Downs	4-9	2:16
AR	4th	H12	05:45	Punt	H19	05:09	Punt	3-7	0:36
AR	4th	H14	02:50	Punt	H28	01:59	Interception	6-14	0:51

TEXAS A&M

Team	Qtr	Spot	Drive Started		Drive Ended			Consumed	
			Time	Obtained	Spot	Time	How Lost	Pl-Yds	TOP
TAMU	1st	T25	11:07	Kickoff	T28	09:30	Punt	3-3	1:37
TAMU	1st	T25	04:38	Kickoff	T30	03:19	Punt	3-5	1:19
TAMU	2nd	T23	13:36	Kickoff	T39	11:51	Punt	5-16	1:45
TAMU	2nd	T25	11:06	Kickoff	T46	09:07	Punt	4-21	1:59
TAMU	2nd	T22	05:26	Kickoff	T15	04:15	Punt	3--7	1:11
TAMU	2nd	T22	04:10	Kickoff	T31	02:13	Punt	3-9	1:57
TAMU	2nd	T31	00:22	Kickoff	T35	00:00	End of half	2-4	0:22
TAMU	3rd	T17	15:00	Kickoff	T16	13:00	Punt	3--1	2:00
TAMU	3rd	T17	11:47	Kickoff	A31	09:02	Downs	9-52	2:45
TAMU	3rd	T24	06:47	Punt	T31	05:14	Punt	3-7	1:33
TAMU	3rd	T29	04:13	Punt	A17	00:34	Interception	9-54	3:39#
TAMU	4th	T04	10:24	Punt	T09	08:57	Punt	3-5	1:27
TAMU	4th	A23	04:16	Kickoff	A23	02:44	Downs	4-0	1:32
TAMU	4th	T24	00:23	Punt	T28	00:00	End of half	1-4	0:23

TENNESSEE

Team	Qtr	Spot	Drive Started		Drive Ended			Consumed	
			Time	Obtained	Spot	Time	How Lost	Pl-Yds	TOP
UT	1st	T33	15:00	Kickoff	A46	12:52	Punt	6-21	2:08
UT	1st	T25	12:39	Kickoff	T34	11:04	Punt	3-9	1:35
UT	1st	T25	08:55	Kickoff	T42	07:12	Punt	4-17	1:43
UT	1st	T23	03:07	Kickoff	A46	01:30	Punt	5-31	1:37
UT	1st	T12	00:07	Punt	T35	12:48	Fumble	5-23	2:19
UT	2nd	T16	11:57	Kickoff	A00	07:03	*TOUCHDOWN	10-84	4:54
UT	2nd	T31	03:53	Punt	A10	15:00	*FIELD GOAL	11-59	3:53
UT	3rd	T16	12:38	Punt	A00	05:52	*TOUCHDOWN	15-84	6:46
UT	3rd	T25	00:13	Kickoff	T26	14:42	Punt	3-1	0:31
UT	4th	T16	12:30	Punt	T27	11:49	Interception	3-11	0:41
UT	4th	A23	11:45	Fumble	A06	09:42	*FIELD GOAL	6-17	2:03
UT	4th	T01	02:29	Fumble	T32	00:16	Downs	10-31	2:13

BY QUARTER STATS

3RD-DOWN CONVERSIONS

Date	Opponent	Score	Overall		1st Qtr		2nd Qtr		3rd Qtr		4th Qtr		OT Qtr	
Aug. 30	vs. West Virginia	W 33-23	9-15	60.0%	3-4	75.0%	4-5	80.0%	0-2	0.0%	2-4	50.0%		
Sept. 6	Florida Atlantic	W 41-0	6-12	50.0%	3-3	100.0%	2-4	50.0%	1-2	50.0%	0-3	0.0%		
Sept. 13	Southern Miss	W 52-12	7-11	63.6%	1-2	50.0%	3-4	75.0%	3-3	100.0%	0-2	0.0%		
Sept. 20	Florida	W 42-21	12-16	75.0%	2-3	66.7%	3-5	60.0%	6-6	100.0%	1-2	50.0%		
Oct. 4	at Ole Miss	L 17-23	6-16	37.5%	1-3	33.3%	2-6	33.3%	2-4	50.0%	1-3	33.3%		
Oct. 11	at Arkansas	W 14-13	4-15	26.7%	0-2	0.0%	2-4	50.0%	0-3	0.0%	2-6	33.3%		
Oct. 18	Texas A&M	W 59-0	9-15	60.0%	4-5	80.0%	3-4	75.0%	0-2	0.0%	2-4	50.0%		
Oct. 25	at Tennessee	W 34-20	11-15	73.3%	3-4	75.0%	2-3	66.7%	4-5	80.0%	2-3	66.7%		
	Alabama		64-115	55.7%	17-26	65.4%	21-35	60.0%	16-27	59.3%	10-27	37.0%	0-0	0.0%
	Opponents		40-115	34.8%	6-29	20.7%	13-31	41.9%	16-30	53.3%	5-25	20.0%	0-0	0.0%

4TH-DOWN CONVERSIONS

Date	Opponent	Score	Overall		1st Qtr		2nd Qtr		3rd Qtr		4th Qtr		OT Qtr	
Aug. 30	vs. West Virginia	W 33-23	0-1	0.0%	0-0	0.0%	0-0	0.0%	0-1	0.0%	0-0	0.0%		
Sept. 6	Florida Atlantic	W 41-0	1-1	100.0%	0-0	0.0%	0-0	0.0%	0-0	0.0%	1-1	100.0%		
Sept. 13	Southern Miss	W 52-12	0-0	0.0%	0-0	0.0%	0-0	0.0%	0-0	0.0%	0-0	0.0%		
Sept. 20	Florida	W 42-21	0-1	0.0%	0-0	0.0%	0-0	0.0%	0-0	0.0%	0-1	0.0%		
Oct. 4	at Ole Miss	L 17-23	1-1	100.0%	0-0	0.0%	1-1	100.0%	0-0	0.0%	0-0	0.0%		
Oct. 11	at Arkansas	W 14-13	0-1	0.0%	0-0	0.0%	0-0	0.0%	0-0	0.0%	0-1	0.0%		
Oct. 18	Texas A&M	W 59-0	1-1	100.0%	0-0	0.0%	1-1	100.0%	0-0	0.0%	0-0	0.0%		
Oct. 25	at Tennessee	W 34-20	0-0	0.0%	0-0	0.0%	0-0	0.0%	0-0	0.0%	0-0	0.0%		
	Alabama		3-6	50.0%	0-0	0.0%	2-2	100.0%	0-1	0.0%	1-3	33.3%	0-0	0.0%
	Opponents		0-8	0.0%	0-1	0.0%	0-0	0.0%	0-2	0.0%	0-5	0.0%	0-0	0.0%

TIME OF POSSESSION

Date	Opponent	Score	Overall	1st Qtr	2nd Qtr	3rd Qtr	4th Qtr	OT Qtr
Aug. 30	vs. West Virginia	W 33-23	37:47	8:48	10:22	8:29	10:08	
Sept. 6	Florida Atlantic	W 41-0	28:30	8:58	7:15	7:33	4:44	
Sept. 13	Southern Miss	W 52-12	34:40	7:18	9:42	8:07	9:33	
Sept. 20	Florida	W 42-21	39:16	7:19	9:41	12:02	10:14	
Oct. 4	at Ole Miss	L 17-23	33:21	6:39	9:29	9:51	7:22	
Oct. 11	at Arkansas	W 14-13	25:47	2:05	8:22	5:49	9:31	
Oct. 18	Texas A&M	W 59-0	36:31	12:04	7:46	5:03	11:38	
Oct. 25	at Tennessee	W 34-20	29:26	7:45	3:55	8:01	9:45	
	Alabama	Total	265:18	60:56	66:32	64:55	72:55	0:00
		Avg.	33:09	7:37	8:19	8:06	9:06	0:00
	Opponents	Total	206:49	59:04	53:28	55:05	39:12	0:00
		Avg.	25:51	7:23	6:41	6:53	4:54	0:00

ALABAMA'S 20-PLUS YARD PLAYS

20-YARD PLUS PLAYS

Yards	Type	Player(s)	Opponent
*87	Pass	Kenyan Drake from Blake Sims	Florida
*80	Pass	Amari Cooper from Blake Sims	Tennessee
*79	Pass	Amari Cooper from Blake Sims	Florida
70	PR	Cyrus Jones	FAU
53	Pass	O.J. Howard from Blake Sims	Ole Miss
*52	Pass	Amari Cooper from Blake Sims	FAU
47	Pass	O.J. Howard from Blake Sims	Arkansas
47	PR	Christion Jones	Texas A&M
*45	Pass	Amari Cooper from Blake Sims	Texas A&M
*43	Rush	Blake Sims	Texas A&M
43	Pass	Amari Cooper from Jake Coker	FAU
*41	Pass	Amari Cooper from Blake Sims	Tennessee
41	Pass	Christion Jones from Blake Sims	FAU
*41	Pass	Derrick Henry from Blake Sims	Texas A&M
40	Pass	A. Stewart from Jake Coker	FAU
*39	Pass	Kenyan Drake from Blake Sims	FAU
38	Pass	DeAndrew White from Blake Sims	West Virginia
38	KR	Christion Jones	Ole Miss
37	KR	Christion Jones	Southern Miss
37	Pass	Amari Cooper from Blake Sims	Florida
37	Pass	T.J. Yeldon from Blake Sims	Florida
31	Rush	T.J. Yeldon	Texas A&M
30	Pass	Amari Cooper from Blake Sims	Ole Miss
30	Pass	Amari Cooper from Blake Sims	Tennessee
30	KR	Christion Jones	Southern Miss
29	Pass	Derrick Henry from Blake Sims	Florida
*29	Rush	Kenyan Drake	Southern Miss
28	KR	Christion Jones	Florida
*28	Rush	Derrick Henry	Tennessee
*28	Rush	Blake Sims	Tennessee
27	Pass	Amari Cooper from Blake Sims	Southern Miss
26	Rush	T.J. Yeldon	West Virginia
26	KR	Christion Jones	Arkansas
26	KR	Christion Jones	FAU
26	Pass	Amari Cooper from Blake Sims	Florida
26	KR	Christion Jones	West Virginia
25	Rush	T.J. Yeldon	Texas A&M
25	Rush	Derrick Henry	Florida
25	KR	Christion Jones	West Virginia
24	KR	Christion Jones	West Virginia
24	Pass	Amari Cooper from Blake Sims	Ole Miss
24	KR	Christion Jones	West Virginia
24	Rush	Blake Sims	Florida
24	Pass	Amari Cooper from Blake Sims	West Virginia
*24	Pass	Amari Cooper from Blake Sims	Texas A&M
24	KR	Christion Jones	Southern Miss
22	Pass	Christion Jones from Jake Coker	Southern Miss
22	Rush	Tyren Jones	Southern Miss
22	Pass	Christion Jones from Blake Sims	West Virginia
22	Rush	T.J. Yeldon	Ole Miss
22	Pass	Amari Cooper from Blake Sims	Southern Miss
22	Pass	Amari Cooper from Blake Sims	Texas A&M
22	KR	Christion Jones	Florida
22	KR	Christion Jones	Arkansas
*22	Pass	Amari Cooper from Blake Sims	Southern Miss
*22	Pass	T.J. Yeldon from Blake Sims	Arkansas
21	Pass	DeAndrew White from Blake Sims	Arkansas
21	Rush	Blake Sims	West Virginia
21	Rush	Derrick Henry	Southern Miss
21	Pass	Amari Cooper from Blake Sims	Texas A&M
21	Pass	Amari Cooper from Blake Sims	Tennessee
20	KR	Christion Jones	Ole Miss
20	Rush	Blake Sims	Southern Miss
20	Rush	Tyren Jones	FAU
20	KR	Cyrus Jones	Ole Miss
20	KR	Christion Jones	Florida
20	Pass	O.J. Howard from Blake Sims	Ole Miss
20	Rush	Jalston Fowler	Tennessee
20	Rush	Amari Cooper	FAU
20	KR	Christion Jones	Southern Miss
20	Pass	Amari Cooper from Jake Coker	FAU
20	KR	Cyrus Jones	Tennessee
20	KR	Cyrus Jones	Tennessee

* touchdown scored on play

LONG PLAYS BY THE NUMBERS

Long Plays By Yards	No.	TD
100+	0	0
90-99	0	0
80-89	2	2
70-79	2	1
60-69	0	0
50-59	2	1
40-49	9	4
30-39	10	1
20-29	48	6

Long Plays By Type	No.	TD
Rushing	17	4
Passing	35	11
Punt returns	2	0
Kick returns	19	0
Interceptions	0	0
Fumble returns	0	0
Other	0	0
TOTAL	73	15

20-YARD PLUS BY PLAYER

Player	No.	TD	R	P	KR	PR	IR	FR
Amari Cooper	21	7	1	20	0	0	0	0
Christion Jones	20	0	0	3	16	1	0	0
T.J. Yeldon	6	1	4	2	0	0	0	0
Blake Sims	5	2	5	0	0	0	0	0
Derrick Henry	5	2	3	2	0	0	0	0
Cyrus Jones	4	0	0	0	3	1	0	0
Kenyan Drake	3	3	1	2	0	0	0	0
O.J. Howard	3	0	0	3	0	0	0	0
DeAndrew White	2	0	0	2	0	0	0	0
Tyren Jones	2	0	2	0	0	0	0	0
Jalston Fowler	1	0	1	0	0	0	0	0
ArDarius Stewart	1	0	0	1	0	0	0	0
TOTAL	73	15	17	35	19	2	0	0

LONGEST PLAYS OF THE YEAR

Rushing

43 Blake Sims vs Texas A&M (10/18/2014)

Rushing Touchdown

43 Blake Sims vs Texas A&M (10/18/2014)

Passing

87 Kenyan Drake from Blake Sims
vs Florida (9/20/2014)

Passing Touchdown

87 Kenyan Drake from Blake Sims
vs Florida (9/20/2014)

Punt Return

70 Cyrus Jones vs FAU (9/6/2014)

Kick Return

38 Christion Jones vs Ole Miss (10/4/2014)

Interception Return

12 Landon Collins vs Florida (9/20/2014)

Fumble Return

13 Cyrus Jones vs Ole Miss (10/4/2014)

Punt

64 JK Scott vs Ole Miss (10/4/2014)

Field Goal

47 Adam Griffith vs West Virginia (8/30/2014)

SEASON/CAREER STATISTICS

OFFENSE

SEASON STATISTICS										CAREER STATISTICS								
RUSHING	GP	Att	Gain	Loss	Net	Avg	TD	Long	Avg/G	GP	Att	Gain	Loss	Net	Avg	TD	Long	Avg/G
T.J. Yeldon	8	120	644	26	618	5.2	5	31	77.2	34	502	3054	93	2961	5.9	31	68	87.1
Derrick Henry	8	103	550	20	530	5.1	4	28	66.2	20	138	944	32	912	6.6	7	80	45.6
Blake Sims	8	46	302	52	250	5.4	5	43	31.2	31	113	699	94	605	5.4	7	45	19.5
Tyren Jones	5	22	132	9	123	5.6	1	22	24.6	5	22	132	9	123	5.6	1	22	24.6
Kenyan Drake	5	22	118	6	112	5.1	4	29	22.4	29	156	1103	16	1087	7.0	17	50	37.5
Altee Tenpenny	8	15	73	1	72	4.8	0	13	9.0	21	37	162	8	154	4.2	1	20	7.3
Jalston Fowler	8	2	24	0	24	12.0	0	20	3.0	47	103	710	17	693	6.7	5	69	14.7
Amari Cooper	8	4	29	15	14	3.5	0	20	1.8	34	5	57	15	42	8.4	0	28	1.2
Jake Coker	5	7	33	20	13	1.9	0	15	2.6	5	7	33	20	13	1.9	0	15	2.6
Team	3	1	0	3	-3	-3.0	0	0	-1.0									
DeAndrew White	6	2	0	4	-4	-2.0	0	0	-0.7	36	2	0	4	-4	-2.0	0	0	-0.1
Total	8	344	1905	156	1749	5.1	19	43	218.6									
Opponents	8	231	855	231	624	2.7	2	44	78.0									

PASSING	GP	Effic	Cmp-Att-Int	Pct	Yds	TD	Lng	Avg/G	GP	Effic	Att-Cmp-Int	Pct	Yds	TD	Lng	Avg/G
Blake Sims	8	172.68	131-200-3	65.5	2034	15	87	254.2	31	165.46	154-239-3	64.4	2278	17	87	73.5
Jake Coker	5	146.57	26-41-0	63.4	288	3	43	57.6	5	146.57	26-41-0	63.4	288	3	43	57.6
Total	8	168.24	157-241-3	65.1	2322	18	87	290.2								
Opponents	8	111.72	148-267-5	55.4	1594	8	54	199.2								

RECEIVING	GP	No.	Yds	Avg	TD	Long	Avg/G	GP	No.	Yds	Avg	TD	Long	Avg/G
Amari Cooper	8	71	1132	15.9	9	80	141.5	34	175	2868	16.4	24	99	84.4
DeAndrew White	6	23	243	10.6	1	38	40.5	36	77	1033	13.4	9	67	28.7
Christian Jones	8	11	154	14.0	0	41	19.2	47	77	920	11.9	6	41	19.6
T.J. Yeldon	8	11	146	13.3	1	37	18.2	34	42	460	11.0	2	37	13.5
Chris Black	7	7	77	11.0	0	19	11.0	15	15	156	10.4	2	19	10.4
O.J. Howard	8	6	150	25.0	0	53	18.8	21	20	419	21.0	2	53	20.0
Jalston Fowler	8	6	52	8.7	2	19	6.5	47	14	73	5.2	7	19	1.6
Kenyan Drake	5	5	159	31.8	2	87	31.8	29	17	294	17.3	3	87	10.1
ArDarius Stewart	8	4	71	17.8	0	40	8.9	8	4	71	17.8	0	40	8.9
Cam Sims	7	4	29	7.2	0	15	4.1	7	4	29	7.2	0	15	4.1
Derrick Henry	8	2	70	35.0	1	41	8.8	20	3	131	43.7	2	61	6.6
Ty Flournoy-Smith	4	2	18	9.0	1	14	4.5	4	2	18	9.0	1	14	4.5
Brian Vogler	8	2	8	4.0	1	5	1.0	43	13	106	8.2	2	18	2.5
Robert Foster	5	2	4	2.0	0	3	0.8	5	2	4	2.0	0	3	0.8
Michael Nysewander	5	1	9	9.0	0	9	1.8	8	1	9	9.0	0	9	1.1
Total	8	157	2322	14.8	18	87	290.2							
Opponents	8	148	1594	10.8	8	54	199.2							

TOTAL OFFENSE	G	Plays	Rush	Pass	Total	Avg/G	G	Plays	Rush	Pass	Total	Avg/G
Blake Sims	8	246	250	2034	2284	285.5	31	352	605	2278	2883	93.0
T.J. Yeldon	8	120	618	0	618	77.2	34	502	2961	0	2961	87.1
Derrick Henry	8	103	530	0	530	66.2	20	138	912	0	912	45.6
Jake Coker	5	48	13	288	301	60.2	5	48	13	288	301	60.2
Tyren Jones	5	22	123	0	123	24.6	5	22	123	0	123	24.6
Kenyan Drake	5	22	112	0	112	22.4	29	156	1087	0	1087	37.5
Altee Tenpenny	8	15	72	0	72	9.0	21	37	154	0	154	7.3
Jalston Fowler	8	2	24	0	24	3.0	47	103	693	0	693	14.7
Amari Cooper	8	4	14	0	14	1.8	34	5	42	0	42	1.2
Team	3	1	-3	0	-3	-1.0						
DeAndrew White	6	2	-4	0	-4	-0.7	36	2	-4	0	-4	-0.1
Total	8	585	1749	2322	4071	508.9						
Opponents	8	498	624	1594	2218	277.2						

SEASON/CAREER STATISTICS

OFFENSE/SPECIAL TEAMS

SCORING	SEASON STATISTICS									CAREER STATISTICS								
	TD	FGs	PATs			DXP	Saf	Points	TD	FGs	PATs			DXP	Saf	Points		
			Kick	Rush	Rcv	Pass						Kick	Rush	Rcv	Pass			
Adam Griffith	0	9-13	36-37	0-0	0	0-0	0	0	63	0	10-16	41-42	0-0	0	0-0	0	0	71
Amari Cooper	9	0-0	0-0	0-0	0	0-0	0	0	54	24	0-0	0-0	0-0	0	0-0	0	0	144
T.J. Yeldon	6	0-0	0-0	0-0	0	0-0	0	0	36	33	0-0	0-0	1-1	0	0-0	0	0	200
Kenyan Drake	6	0-0	0-0	0-0	0	0-0	0	0	36	20	0-0	0-0	0-0	0	0-0	0	0	120
Blake Sims	5	0-0	0-0	0-0	0	0-0	0	0	30	7	0-0	0-0	0-0	0	0-0	0	0	42
Derrick Henry	5	0-0	0-0	0-0	0	0-0	0	0	30	9	0-0	0-0	0-0	0	0-0	0	0	54
Jalston Fowler	2	0-0	0-0	0-0	0	0-0	0	0	12	12	0-0	0-0	0-0	0	0-0	0	0	72
Ty Flournoy-Smith	1	0-0	0-0	0-0	0	0-0	0	0	6	1	0-0	0-0	0-0	0	0-0	0	0	6
Brian Vogler	1	0-0	0-0	0-0	0	0-0	0	0	6	2	0-0	0-0	0-0	0	0-0	0	0	12
Tyren Jones	1	0-0	0-0	0-0	0	0-0	0	0	6	1	0-0	0-0	0-0	0	0-0	0	0	6
Cyrus Jones	1	0-0	0-0	0-0	0	0-0	0	0	6	1	0-0	0-0	0-0	0	0-0	0	0	6
DeAndrew White	1	0-0	0-0	0-0	0	0-0	0	0	6	9	0-0	0-0	0-0	0	0-0	0	0	54
JK Scott	0	0-0	1-1	0-0	0	0-0	0	0	1	0	0-0	1-1	0-0	0	0-0	0	0	1
Total	38	9-13	37-38	0-0	0	0-0	0	0	292									
Opponents	12	10-12	10-12	0-0	0	0-0	0	0	112									

SEASON STATISTICS						CAREER STATISTICS					
PUNT RETURNS	No.	Yds	Avg	TD	Long	No.	Yds	Avg	TD	Long	
Christian Jones	11	90	8.2	0	47	58	657	11.3	2	75	
Cyrus Jones	3	77	25.7	0	70	11	138	12.5	0	70	
Team	1	0	0.0	0	0						
Tyren Jones	1	0	0.0	0	0	1	0	0.0	0	0	
Total	16	167	10.4	0	70						
Opponents	5	22	4.4	0	18						

KICK RETURNS						CAREER STATISTICS					
No.	Yds	Avg	TD	Long	No.	Yds	Avg	TD	Long		
Christian Jones	17	426	25.1	0	38	48	1302	27.1	2	99	
Cyrus Jones	4	77	19.2	0	20	14	327	23.4	0	41	
Landon Collins	2	25	12.5	0	16	2	25	12.5	0	16	
Ryan Anderson	0	5	0.0	0	5	0	5	0.0	0	5	
Total	23	533	23.2	0	38						
Opponents	39	886	22.7	1	100						

INTERCEPTIONS						CAREER STATISTICS					
No.	Yds	Avg	TD	Long	No.	Yds	Avg	TD	Long		
Landon Collins	2	12	6.0	0	12	4	101	25.2	1	89	
Jabriel Washington	1	0	0.0	0	0	1	0	0.0	0	0	
Reggie Ragland	1	1	1.0	0	1	1	1	1.0	0	1	
Cyrus Jones	1	-5	-5.0	0	0	3	-4	-1.3	0	1	
Total	5	8	1.6	0	12						
Opponents	3	24	8.0	0	20						

FUMBLE RETURNS						CAREER STATISTICS					
No.	Yds	Avg	TD	Long	No.	Yds	Avg	TD	Long		
Eddie Jackson	1	16	16.0	0	16	2	51	25.5	0	35	
Ryan Anderson	1	3	3.0	0	3	1	3	3.0	0	3	
Cyrus Jones	1	17	17.0	1	17	1	17	17.0	1	17	
Total	3	36	12.0	1	17						
Opponents	2	76	38.0	1	49						

SEASON/CAREER STATISTICS

OFFENSE/SPECIAL TEAMS

SEASON STATISTICS									CAREER STATISTICS							
ALL PURPOSE	G	Rush	Rec	PR	KOR	IR	Tot	Avg/G	G	Rush	Rec	PR	KOR	IR	Tot	Avg/G
Amari Cooper	8	14	1132	0	0	0	1146	143.2	34	42	2868	0	0	0	2910	85.6
T.J. Yeldon	8	618	146	0	0	0	764	95.5	34	2961	460	0	0	0	3421	100.6
Christian Jones	8	0	154	90	426	0	670	83.8	47	40	920	657	1302	0	2919	62.1
Derrick Henry	8	530	70	0	0	0	600	75.0	20	912	131	0	0	0	1043	52.2
Kenyan Drake	5	112	159	0	0	0	271	54.2	29	1087	294	19	0	0	1400	48.3
Blake Sims	8	250	0	0	0	0	250	31.2	31	605	18	0	0	0	623	20.1
DeAndrew White	6	-4	243	0	0	0	239	39.8	36	-4	1033	34	80	0	1143	31.8
O.J. Howard	8	0	150	0	0	0	150	18.8	21	0	419	0	0	0	419	20.0
Cyrus Jones	8	0	0	77	77	-5	149	18.6	30	2	51	138	327	-4	514	17.1
Tyren Jones	5	123	0	0	0	0	123	24.6	5	123	0	0	0	0	123	24.6
Chris Black	7	0	77	0	0	0	77	11.0	15	31	156	0	0	0	187	12.5
Jalston Fowler	8	24	52	0	0	0	76	9.5	47	693	73	0	0	0	766	16.3
Altee Tenpenny	8	72	0	0	0	0	72	9.0	21	154	4	0	0	0	158	7.5
ArDarius Stewart	8	0	71	0	0	0	71	8.9	8	0	71	0	0	0	71	8.9
Landon Collins	8	0	0	0	25	12	37	4.6	35	0	0	13	25	101	139	4.0
Cam Sims	7	0	29	0	0	0	29	4.1	7	0	29	0	0	0	29	4.1
Ty Flournoy-Smith	4	0	18	0	0	0	18	4.5	4	0	18	0	0	0	18	4.5
Jake Coker	5	13	0	0	0	0	13	2.6	5	13	0	0	0	0	13	2.6
Michael Nysewander	5	0	9	0	0	0	9	1.8	8	0	9	0	0	0	9	1.1
Brian Vogler	8	0	8	0	0	0	8	1.0	43	0	106	0	7	0	113	2.6
Ryan Anderson	8	0	0	0	5	0	5	0.6	21	0	0	0	5	0	5	0.2
Robert Foster	5	0	4	0	0	0	4	0.8	5	0	4	0	0	0	4	0.8
Reggie Ragland	8	0	0	0	0	1	1	0.1	32	0	0	0	0	1	1	0.0
Team	3	-3	0	0	0	0	-3	-1.0								
Total	8	1749	2322	167	533	8	4779	597.4								
Opponents	8	624	1594	22	886	24	3150	393.8								

FIELD GOALS	Att	Good	Long	Blkd	Att	Good	Long	Blkd	Pct.
Adam Griffith	13	9	47	0	16	10	47	0	.625
Total	13	9	47	0					
Opponents	12	10	46	0					

PUNTING	No.	Yds	Avg	Long	TB	FC	I20	Blkd	No.	Yds	Avg	Long	TB	FC	I20	Blkd
JK Scott	27	1258	46.6	64	3	8	16	0	27	1258	46.6	64	3	8	16	0
Total	27	1258	46.6	64	3	8	16	0								
Opponents	51	2247	44.1	66	7	12	14	0								

KICKOFFS	No.	Yds	Avg	TB	OB	No.	Yds	Avg	TB	OB
Adam Griffith	47	2939	62.5	13	1	61	3824	62.7	17	1
JK Scott	7	434	62.0	1	0	7	434	62.0	1	0
Total	54	3373	62.5	14	1					
Opponents	29	1812	62.5	6	0					

SEASON/CAREER STATISTICS

DEFENSE

DEFENSIVE LEADERS	SEASON STATISTICS											CAREER STATISTICS										
	GP	Solo	Ast	Total	TFL	Sacks	Int	PBU	FR	FF	Blk	GP	Solo	Ast	Total	TFL	Sacks	Int	PBU	FR	FF	Blk
Reggie Ragland	8	27	29	56	6.5-18	1.5-12	1-1	3	2	1	.	32	38	43	81	7.0-19	1.5-12	1-1	3	2	2	.
Landon Collins	8	26	28	54	2.0-5	.	2-12	5	.	.	.	35	86	55	141	6.0-12	.	4-101	11	2	2	1
Trey DePriest	7	20	21	41	2.5-8	.	.	2	.	1	.	47	91	99	190	15.5-57	2.0-15	1-0	5	2	3	.
Nick Perry	8	27	9	36	1.0-2	.	.	3	.	.	.	37	47	30	77	3.0-9	1.0-7	.	7	1	.	.
Cyrus Jones	8	21	5	26	2.0-10	.	1--5	5	1	2	.	30	39	12	51	3.5-20	1.0-10	3--4	10	1	2	.
Xzavier Dickson	8	20	5	25	9.0-34	6.5-31	.	2	.	.	.	41	39	35	74	17.5-69	11.5-59	.	3	.	1	.
Geno Smith	8	14	10	24	1.5-7	1	.	33	25	18	43	3.0-11	.	.	6	.	1	.
A'Shawn Robinson	8	6	15	21	3.0-5	.	.	1	.	1	1	21	21	38	59	11.0-45	5.5-34	.	1	.	1	2
Jonathan Allen	8	9	12	21	7.5-24	2.5-15	.	1	.	.	1	20	19	18	37	10.5-35	3.0-20	.	1	.	1	1
Jarran Reed	8	10	10	20	2.0-3	1.0-1	.	5	.	.	.	8	10	10	20	2.0-3	1.0-1	.	5	.	.	.
Ryan Anderson	8	9	9	18	5.5-33	3.0-28	.	.	1	.	.	21	11	12	23	7.0-37	4.5-32	.	.	1	.	.
Eddie Jackson	5	16	1	17	2.0-12	1.0-11	.	.	1	1	.	12	32	4	36	3.0-15	1.0-11	1-0	2	3	1	.
Reuben Foster	7	7	9	16	2.0-5	1.0-3	17	11	17	28	3.0-6	1.0-3
Dillon Lee	8	7	8	15	29	15	17	32	.	.	1-0	.	1	.	.
D.J. Pettway	8	5	7	12	1.5-5	0.5-2	.	2	.	.	.	21	8	12	20	5.5-30	3.0-22	.	2	.	.	.
Dalvin Tomlinson	8	5	5	10	1.0-1	1.0-1	9	7	7	14	1.0-1	1.0-1
Jarrick Williams	5	6	3	9	.	.	.	2	.	.	.	27	34	21	55	2.0-10	1.0-9	.	4	.	.	.
Tony Brown	8	6	3	9	1.0-6	.	.	1	.	.	.	8	6	3	9	1.0-6	.	.	1	.	.	.
Rashaan Evans	7	6	2	8	1.0-10	1.0-10	7	6	2	8	1.0-10	1.0-10
Denzel Devall	5	2	5	7	1.0-2	32	23	32	55	9.0-52	5.0-35	.	1	1	2	.
Maurice Smith	8	5	2	7	0.5-2	0.5-2	.	1	.	.	.	20	10	10	20	1.0-4	0.5-2	.	4	.	.	.
Jabriel Washington	7	4	2	6	.	.	1-0	1	.	.	.	23	4	5	9	.	.	1-0	1	.	.	.
Bradley Sylve	8	4	1	5	28	16	5	21	.	.	.	4	.	.	.
Da'Shawn Hand	6	4	1	5	2.0-10	2.0-10	6	4	1	5	2.0-10	2.0-10
Brandon Ivory	8	.	3	3	37	15	39	54	2.5-8	.	.	1	1	.	.
Kenyan Drake	5	3	.	3	29	6	2	8	1
Tim Williams	7	.	3	3	0.5-7	0.5-7	14	2	4	6	1.5-16	0.5-7
Christian Jones	8	3	.	3	47	15	4	19	3	.
Shaun Hamilton	8	.	3	3	8	.	3	3
Altee Tenpenny	8	2	.	2	21	4	3	7
Darren Lake	3	.	2	2	24	9	11	20	1.0-1
Hootie Jones	3	.	2	2	3	.	2	2
ArDarius Stewart	8	1	1	2	8	1	1	2
Cam Robinson	8	1	.	1	8	1	.	1
Korren Kirven	2	.	1	1	7	2	3	5
Josh Dickerson	2	.	1	1	2	.	1	1
Arie Kouandjio	8	.	1	1	32	.	1	1
Leon Brown	8	1	.	1	17	1	.	1
Derrick Henry	8	1	.	1	20	3	1	4	1	.
Adam Griffith	8	1	.	1	16	2	.	2
Jalston Fowler	8	1	.	1	47	4	.	4
Cam Sims	7	1	.	1	7	1	.	1
Ryan Kelly	6	.	1	1	25	.	1	1
Team	3	1
Total	8	281	220	501	55-209	22-133	5-8	34	6	7	2											
Opponents	8	332	302	634	39.0-146	8-56	3-24	19	10	7	.											

2014 RECAPS AND BOXSCORES



WEST VIRGINIA (0-1) 23
ALABAMA (1-0) 33

2/2

SATURDAY, AUGUST 30 • GEORGIA DOME • ATLANTA
ATTENDANCE: 70,502 • TV: ABC/ESPN 2

ATLANTA — The Alabama football team compiled 538 total yards of offense, with the rushing attack accounting for 288 yards and three touchdowns to help propel the No. 2-ranked Crimson Tide to a 33-23 victory over the West Virginia Mountaineers to kick off the 2014 season in the Georgia Dome Saturday.

Junior T.J. Yeldon led the Tide rushing attack, collecting two touchdowns and 126 yards on 23 carries. Sophomore Derrick Henry contributed a touchdown and a career-high 113 yards to help seal the victory for Alabama. In the passing game, Amari Cooper caught a career-high 12 passes for 130 yards. Cooper recorded his eighth 100-plus yard performance of his career while recording 100+ yards for the third straight game (previous, 178 yards at Auburn and 121 yards vs. Oklahoma). Cooper's 12 catches put him one off the school record for catches in a game, set by DJ Hall against Tennessee in 2007.

	1	2	3	4	Score
West Virginia	3	14	3	3	23
Alabama	3	17	10	3	33

SCORING SUMMARY

1st	10:58	WVU	Josh Lambert 20 yd field goal, 14-79 4:02	WVU 3 - UA 0
	08:18	UA	Adam Griffith 47 yd field goal, 7-45 2:40	WVU 3 - UA 3
2nd	14:11	UA	T.J. Yeldon 15 yd run (Adam Griffith kick), 14-95 6:57	WVU 3 - UA 10
	11:58	WVU	Kevin White 19 yd pass from Clint Trickett (Josh Lambert kick), 9-75 2:13	WVU 10 - UA 10
	01:57	UA	T.J. Yeldon 1 yd run (Adam Griffith kick), 13-88 6:20	WVU 10 - UA 17
	01:43	WVU	Mario Alford 100 yd kickoff return (Josh Lambert kick)	WVU 17 - UA 17
	00:00	UA	Adam Griffith 41 yd field goal, 7-50 1:31	WVU 17 - UA 20
3rd	07:44	UA	Derrick Henry 19 yd run (Adam Griffith kick), 6-70 1:50	WVU 17 - UA 27
	04:59	WVU	Josh Lambert 42 yd field goal, 9-66 2:37	WVU 20 - UA 27
	01:27	UA	Adam Griffith 27 yd field goal, 9-64 3:27	WVU 20 - UA 30
4th	13:37	WVU	Josh Lambert 41 yd field goal, 9-51 2:50	WVU 23 - UA 30
	08:07	UA	Adam Griffith 45 yd field goal, 11-60 4:16	WVU 23 - UA 33

	WVU	UA
FIRST DOWNS	22	30
RUSHES-YARDS (NET)	24-28	49-288
PASSING YDS (NET)	365	250
Passes Att-Comp-Int	45-29-0	33-24-1
TOTAL OFFENSE PLAYS-YARDS	69-393	82-538
Fumble Returns-Yards	0-0	0-0
Punt Returns-Yards	1--1	1--1
Kickoff Returns-Yards	4-152	4-99
Interception Returns-Yards	1-4	0-0
Punts (Number-Avg)	4-43.8	2-50.5
Fumbles-Lost	1-0	0-0
Penalties-Yards	6-55	7-49
Possession Time	22:13	37:47
Third-Down Conversions	5 of 14	9 of 15
Fourth-Down Conversions	0 of 1	0 of 1
Red-Zone Scores-Chances	3-3	4-4
Sacks By: Number-Yards	0-0	3-25

RUSHING: West Virginia - Rushel Shell 10-38; Wendell Smallwood 5-9; Dreamius Smith 3-9; Dustin Garrison 1-2; Clint Trickett 4-minus 11; TEAM 1-minus 19. Alabama - T.J. Yeldon 23-126; Derrick Henry 17-113; Blake Sims 6-42; Kenyan Drake 3-7.

PASSING: West Virginia - Clint Trickett 29-45-0-365. Alabama - Blake Sims 24-33-1-250.

RECEIVING: West Virginia - Kevin White 9-143; Wendell Smallwood 6-73; Jordan Thompson 5-62; Mario Alford 5-54; Rushel Shell 2-19; Elijah Wellman 1-10; Shelton Gibson 1-4. Alabama - Amari Cooper 12-130; DeAndrew White 6-73; Christian Jones 3-31; Chris Black 1-8; Jalston Fowler 1-7; T.J. Yeldon 1-1.

INTERCEPTIONS: West Virginia - Daryl Worley 1-4. Alabama - None.

FUMBLES: West Virginia - TEAM 1-0. Alabama - None.



FLORIDA ATLANTIC (0-2) 0
ALABAMA (2-0) 41

2/2

SATURDAY, SEPTEMBER 6 • BRYANT-DENNY STADIUM • TUSCALOOSA, ALA.
ATTENDANCE: 100,306 • TV: SEC NETWORK

TUSCALOOSA, Ala. — The No. 2 ranked Alabama football team beat Florida Atlantic, 41-0, in the Crimson Tide's home opener in Bryant-Denny Stadium. Alabama goes to 2-0 on the season, while FAU drops to 0-2. The game ended with 7:53 left on the clock in the fourth quarter by mutual agreement between the school's athletics directors due to inclement weather.

Senior Blake Sims and junior Jake Coker shared time at quarterback, with Sims getting the Tide's scoring started with a seven-yard plunge up the middle for a touchdown. Both quarterbacks threw for over 200 yards. Junior wide receiver had a career day with a school-record-tying 13 receptions to go with career-best 189 receiving yards and a touchdown.

	1	2	3	4	Score
Florida Atlantic	0	0	0	0	0
Alabama	21	10	7	3	41

SCORING SUMMARY

1st	12:31	UA	Blake Sims 7 yd run (Adam Griffith kick), 7-74 2:29	FAU 0 - UA 7
	08:20	UA	Amari Cooper 52 yd pass from Blake Sims (Adam Griffith kick), 3-74 1:20	FAU 0 - UA 14
	01:48	UA	Kenyan Drake 39 yd pass from Blake Sims (Adam Griffith kick), 8-78 3:35	FAU 0 - UA 21
2nd	12:31	UA	Adam Griffith 22 yd field goal, 9-37 4:03	FAU 0 - UA 24
	06:23	UA	Jalston Fowler 3 yd pass from Jake Coker (Adam Griffith kick), 12-87 3:52	FAU 0 - UA 31
3rd	02:19	UA	Kenyan Drake 3 yd run (Adam Griffith kick), 8-71 4:12	FAU 0 - UA 38
4th	12:02	UA	Adam Griffith 28 yd field goal, 9-41 4:02	FAU 0 - UA 41

	FAU	UA
FIRST DOWNS	9	27
RUSHES-YARDS (NET)	24-57	32-190
PASSING YDS (NET)	88	430
Passes Att-Comp-Int	19-12-0	38-27-0
TOTAL OFFENSE PLAYS-YARDS	43-145	70-620
Fumble Returns-Yards	0-0	0-0
Punt Returns-Yards	0-0	3-77
Kickoff Returns-Yards	6-118	1-26
Interception Returns-Yards	0-0	0-0
Punts (Number-Avg)	7-42.7	0-0.0
Fumbles-Lost	3-1	1-1
Penalties-Yards	3-23	6-60
Possession Time	23:37	28:30
Third-Down Conversions	2 of 10	6 of 12
Fourth-Down Conversions	0 of 1	1 of 1
Red-Zone Scores-Chances	0-0	5-8
Sacks By: Number-Yards	1-5	3-31

RUSHING: FAU - Jay Warren 9-56; Martese Jackson. 6-11; Lucky Whitehead 3-8; Tony Moore 2-4; Greg Hankerson 4-minus 22. Alabama - T.J. Yeldon 7-43; Tyren Jones 4-33; Kenyan Drake 6-31; Jake Coker 4-23; Derrick Henry 5-23; Amari Cooper 1-20; Blake Sims 3-14; Altee Tenpenny 2-3.

PASSING: FAU - Greg Hankerson 12-19-0-88. Alabama - Jake Coker 15-24-0-202; Blake Sims 12-14-0-228.

RECEIVING: FAU - Lucky Whitehead 6-42; Henry Bussey 2-3; Jenson Stoshak 1-16; Kamrin Solomon 1-16; William Dukes 1-8; Jay Warren 1-3. Alabama - Amari Cooper 13-189; ArDarius Stewart 3-63; Chris Black 3-45; Kenyan Drake 2-53; Christian Jones 2-52; T.J. Yeldon 1-18; Ty Flournoy-Smith 1-4; Jalston Fowler 1-3; Robert Foster 1-3.

INTERCEPTIONS: FAU - None. Alabama - None.

FUMBLES: FAU - Henry Bussey 1-0; Jay Warren 1-0; Kamrin Solomon 1-1. Alabama - Blake Sims 1-1.

2014 RECAPS AND BOXSCORES



SOUTHERN MISS (1-2)	12
3/2 ALABAMA (3-0)	52

SATURDAY, SEPTEMBER 13 • BRYANT-DENNY STADIUM • TUSCALOOSA, ALA.
ATTENDANCE: 101,821 • TV: ESPN 2

TUSCALOOSA, Ala. — The No. 3/2 ranked Alabama football team beat Southern Mississippi, 52-12, Saturday night in front of a sold-out crowd of 101,821.

Junior wide receiver Amari Cooper once again led the way for the Crimson Tide, notching a school-record tying fifth consecutive game with over 100 yards receiving, tallying 135 yards on eight catches with one touchdown. On the ground, the Tide had five players with more than 40 yards rushing, led by sophomore Derrick Henry, who rumbled for 73 yards on 11 carries. Defensively, junior Landon Collins led the way with a dozen tackles.

	1	2	3	4	Score
Southern Miss	3	3	3	3	12
Alabama	7	14	14	17	52

SCORING SUMMARY

1st	11:35	USM	ACOSTA, Corey 33 yd field goal, 10-59 3:25	USM 3 - UA 0
	07:42	UA	Amari Cooper 22 yd pass from Blake Sims (Adam Griffith kick), 7-70 3:53	USM 3 - UA 7
2nd	09:32	UA	Blake Sims 4 yd run (Adam Griffith kick), 13-80 7:07	USM 3 - UA 14
	05:36	UA	Kenyan Drake 1 yd run (Adam Griffith kick), 6-38 2:49	USM 3 - UA 21
	01:25	USM	ACOSTA, Corey 43 yd field goal, 4-31 1:25	USM 6 - UA 21
3rd	12:06	UA	Kenyan Drake 1 yd run (Adam Griffith kick), 8-75 2:54	USM 6 - UA 28
	08:15	USM	ACOSTA, Corey 37 yd field goal, 8-59 3:51	USM 9 - UA 28
	05:12	UA	Brian Vogler 5 yd pass from Blake Sims (Adam Griffith kick), 7-68 3:03	USM 9 - UA 35
4th	13:48	UA	Kenyan Drake 29 yd run (Adam Griffith kick), 8-99 3:22	USM 9 - UA 42
	09:50	USM	ACOSTA, Corey 30 yd field goal, 11-62 3:58	USM 12 - UA 42
	06:03	UA	Adam Griffith 30 yd field goal, 9-46 3:49	USM 12 - UA 45
	00:16	UA	Tyren Jones 2 yd run (Adam Griffith kick), 10-69 4:34	USM 12 - UA 52

	USM	UA
FIRST DOWNS	13	31
RUSHES-YARDS (NET)	18-56	49-333
PASSING YDS (NET)	207	214
Passes Att-Comp-Int	37-19-0	24-17-0
TOTAL OFFENSE PLAYS-YARDS	55-263	73-547
Fumble Returns-Yards	0-0	0-0
Punt Returns-Yards	0-0	2-14
Kickoff Returns-Yards	7-135	4-111
Interception Returns-Yards	0-0	0-0
Punts (Number-Avg)	6-42.7	1-34.0
Fumbles-Lost	0-0	1-1
Penalties-Yards	6-50	3-25
Possession Time	25:20	34:40
Third-Down Conversions	3 of 13	7 of 11
Fourth-Down Conversions	0 of 0	0 of 0
Red-Zone Scores-Chances	3-3	7-7
Sacks By: Number-Yards	1-11	1-8

RUSHING: Southern Miss - PARKS, Tez 3-25; SMITH, Ito 6-15; MULLENS, Nick 6-12; PAYNE, George 3-4. Alabama - Derrick Henry 11-73; Kenyan Drake 9-59; Tyren Jones 7-57; T.J. Yeldon 9-56; Blake Sims 5-46; Altee Tenpenny 5-39; Amari Cooper 1-9; Jake Coker 2-minus 6.

PASSING: Southern Miss - MULLENS, Nick 19-35-0-207; WEEKS, Cole 0-2-0-0. Alabama - Blake Sims 12-17-0-168; Jake Coker 5-7-0-46.

RECEIVING: Southern Miss-TRIPLETT, M. 5-46; SMITH, Ito 3-33; MARTIN, Casey 3-26; THOMPSON, D.J. 2-42; DAVIS, Daythan 2-30; COX, James 2-12; THOMAS, Michael 1-18; RICARD, M. 1-0. Alabama - Amari Cooper 8-135; Christian Jones 4-50; M. Nysewander 1-9; Kenyan Drake 1-9; Brian Vogler 1-5; Chris Black 1-5; Robert Foster 1-1.

INTERCEPTIONS: Southern Miss - None. Alabama - None.

FUMBLES: Southern Miss - None. Alabama - Tyren Jones 1-1.



RV/RV FLORIDA (2-1; 1-1 SEC)	21
3/2 ALABAMA (4-0; 1-0 SEC)	42

SATURDAY, SEPTEMBER 20 • BRYANT-DENNY STADIUM • TUSCALOOSA, ALA.
ATTENDANCE: 101,821 • TV: CBS

TUSCALOOSA, Ala. — Blake Sims threw for 445 yards and four touchdowns, including 10 passes for 201 yards and two scores to receiver Amari Cooper, to lead the No. 2/3 Crimson Tide (4-0 overall; 1-0 in the Southeastern Conference) to a 42-21 win over Florida (2-1; 1-1) Saturday afternoon at Bryant-Denny Stadium. In front of a sellout crowd of 101,821, Alabama overcame several miscues to rack up an methodical yet impressive victory in its Southeastern Conference opener.

Sims completed 23 of 33 passes on the afternoon and his 445 yards through the air ranks second on the Alabama single-game passing yards list behind Scott Hunter's 484-yard performance against Auburn in 1969. Sims passed for 335 yards and three scores in the first half, including an 87-yard touchdown pass on the Tide's first offensive play. The first-half yardage ranks second in Alabama history for passing yards in a half behind Greg McElroy's 339-yard outing against Auburn in 2010. Cooper continued his incredible start to the season with 10 catches for 201 yards and three touchdowns, including a 79-yard catch that erased an early 14-7 deficit, on the way to his school-record sixth consecutive outing of 100 or more receiving yards. The Alabama offense eclipsed the 500-yard mark for the fifth consecutive game, racking up 645 total yards (449 passing, 196 rushing) and surpassed 600 yards for the second time this season. Derrick Henry rushed for 111 yards and a touchdown on 20 carries.

	1	2	3	4	Score
Florida	14	0	7	0	21
Alabama	14	7	14	7	42

SCORING SUMMARY

1st	13:47	UA	Kenyan Drake 87 yd pass from Blake Sims (Adam Griffith kick), 1-87 0:12	UF 0 - UA 7
	11:26	UF	Showers,V. 28 yd pass from Driskel,J. (Velez,F. kick), 3-31 0:43	UF 7 - UA 7
	09:24	UF	Neal,K. 49 yd fumble recovery (Velez,F. kick)	UF 14 - UA 7
	04:12	UA	Amari Cooper 79 yd pass from Blake Sims (Adam Griffith kick), 1-79 0:11	UF 14 - UA 14
2nd	07:19	UA	Jalston Fowler 2 yd pass from Blake Sims (Adam Griffith kick), 6-56 2:23	UF 14 - UA 21
3rd	12:42	UF	Driskel,J. 14 yd run (Velez,F. kick), 2-16 0:38	UF 21 - UA 21
	05:27	UA	Derrick Henry 3 yd run (Adam Griffith kick), 16-66 7:15	UF 21 - UA 28
	00:21	UA	Amari Cooper 4 yd pass from Jake Coker (Adam Griffith kick), 8-80 3:07	UF 21 - UA 35
4th	10:10	UA	Amari Cooper 6 yd pass from Blake Sims (Adam Griffith kick), 8-60 3:42	UF 21 - UA 42

	UF	UA
FIRST DOWNS	11	28
RUSHES-YARDS (NET)	27-107	52-223
PASSING YDS (NET)	93	449
Passes Att-Comp-Int	28-9-2	35-24-1
TOTAL OFFENSE PLAYS-YARDS	55-200	87-672
Fumble Returns-Yards	2-76	0-0
Punt Returns-Yards	0-0	2-17
Kickoff Returns-Yards	5-85	3-70
Interception Returns-Yards	1-20	2-12
Punts (Number-Avg)	7-52.7	2-43.5
Fumbles-Lost	2-1	3-3
Penalties-Yards	5-36	11-80
Possession Time	20:44	39:16
Third-Down Conversions	2 of 13	12 of 16
Fourth-Down Conversions	0 of 1	0 of 1
Red-Zone Scores-Chances	1-1	4-5
Sacks By: Number-Yards	1-8	0-0


RUSHING: Florida - Driskel,J. 11-59; Jones,M. 12-37; Taylor,Kel. 4-11. Alabama - Derrick Henry 20-111; T.J. Yeldon 18-59; Blake Sims 8-39; Kenyan Drake 4-15; Tyren Jones 2-minus 1.

PASSING: Florida - Driskel,J. 9-28-2-93. Alabama - Blake Sims 23-33-1-445; Jake Coker 1-2-0-4.

RECEIVING: Florida - Burton,C. 3-33; Robinson,D. 2-14; Showers,V. 1-28; Dunbar,Q. 1-17; Brown,M. 1-4; Debose,A. 1-minus 3. Alabama - Amari Cooper 10-201; DeAndrew White 6-48; O.J. Howard 2-22; Jalston Fowler 2-21; Kenyan Drake 1-87; T.J. Yeldon 1-37; Derrick Henry 1-29; Christian Jones 1-4.

INTERCEPTIONS: Florida - Morrison,A. 1-20. Alabama - Landon Collins 1-12; J. Washington 1-0.

FUMBLES: Florida - Jones,M. 1-1; Fowler,D. 1-0. Alabama - DeAndrew White 1-1; Blake Sims 1-1; Kenyan Drake 1-1.

	3/1	ALABAMA (4-1; 1-1 SEC)	17
	11/11	OLE MISS (5-0; 2-0 SEC)	23

SATURDAY, OCTOBER 4 • VAUGHT-HEMINGWAY STADIUM • OXFORD, MISS.
ATTENDANCE: 61,826 • TV: CBS

OXFORD, Miss. — Ole Miss quarterback Bo Wallace threw three touchdown passes in the second half to lead the 11th-ranked Rebels (5-0 overall; 2-0 in the Southeastern Conference) to a 23-17 win over the No. 3/1 Alabama Crimson Tide before a sold-out crowd of 61,826 at Vaught-Hemingway Stadium in Oxford.

A mistake in special teams ended up being the difference in the tightly-contested game between two of the nation's best teams as a fumbled kickoff inside Alabama territory with 5:29 left set up the deciding score. Wallace passed for 251 yards and 3 touchdowns while completing 18 of 31 attempts without an interception. Alabama quarterback Blake Sims threw for 228 yards while completing 19 of 31 with 1 interception without throwing a touchdown pass. Alabama wide receiver Amari Cooper was held under 100 yards for the first time in seven games, but had game-high totals with nine catches for 91 yards. His totals moved him into third place in Alabama history for career receptions with 156.

	1	2	3	4	Score
Alabama	0	14	3	0	17
Ole Miss	3	0	7	13	23

SCORING SUMMARY

1st	13:17	OM	Gary Wunderlich 46 yd field goal, 5-10 1:43	UA 0 - OM 3
2nd	03:44	UA	Blake Sims 1 yd run (Adam Griffith kick), 12-68 3:27	UA 7 - OM 3
	00:42	UA	Cyrus Jones 13 yd fumble recovery (Adam Griffith kick)	UA 14 - OM 3
3rd	07:20	OM	L. Treadwell 14 yd pass from Bo Wallace (Gary Wunderlich kick), 4-66 1:15	UA 14 - OM 10
	03:54	UA	Adam Griffith 44 yd field goal, 7-59 3:26	UA 17 - OM 10
4th	05:29	OM	Vince Sanders 34 yd pass from Bo Wallace (Gary Wunderlich kick), 3-56 0:55	UA 17 - OM 17
	02:54	OM	Jaylen Walton 10 yd pass from Bo Wallace (Andrew Fletcher kick blockd), 5-31 2:35	UA 17 - OM 23

	UA	OM
FIRST DOWNS	20	16
RUSHES-YARDS (NET)	44-168	32-72
PASSING YDS (NET)	228	251
Passes Att-Comp-Int	31-19-1	31-18-0
TOTAL OFFENSE PLAYS-YARDS	75-396	63-323
Fumble Returns-Yards	1-13	0-0
Punt Returns-Yards	1-3	1-9
Kickoff Returns-Yards	4-92	4-112
Interception Returns-Yards	0-0	1-0
Punts (Number-Avg)	6-51.8	6-46.3
Fumbles-Lost	1-1	1-1
Penalties-Yards	8-52	3-25
Possession Time	33:21	26:39
Third-Down Conversions	6 of 16	6 of 14
Fourth-Down Conversions	1 of 1	0 of 0
Red-Zone Scores-Chances	2-2	2-3
Sacks By: Number-Yards	2-5	1-48

RUSHING: Alabama - T.J. Yeldon 20-123; Derrick Henry 17-37; Blake Sims 7-8. Ole Miss - Jaylen Walton 11-39; Bo Wallace 11-32; Jordan Wilkins 2-6; I. Mathers 2-1; Jeremy Liggins 2-0; Q. Adeboyejo 1-minus 1; TEAM 2-minus 2; L. Treadwell 1-minus 3.

PASSING: Alabama - Blake Sims 19-31-1-228. Ole Miss - Bo Wallace 18-31-0-251.

RECEIVING: Alabama - Amari Cooper 9-91; O.J. Howard 3-81; Chris Black 2-19; T.J. Yeldon 2-7; Christian Jones 1-17; Kenyan Drake 1-10; Brian Vogler 1-3. Ole Miss - L. Treadwell 5-55; Evan Engram 3-71; Cody Core 3-38; Vince Sanders 2-41; I. Mathers 2-19; Markell Pack 1-18; Jaylen Walton 1-10; Mark Dodson 1-minus 1.

INTERCEPTIONS: Alabama - None. Ole Miss - Senquez Golson 1-0.

FUMBLES: Alabama - Christian Jones 1-1. Ole Miss - I. Mathers 1-1.

	7/7	ALABAMA (5-1; 2-1 SEC)	14
	RV/RV	ARKANSAS (3-3; 0-3 SEC)	13

SAT., OCTOBER 11 • DONALD W. REYNOLDS RAZORBACK STADIUM • FAYETTEVILLE, ARK.
ATTENDANCE: 72,337 • TV: ESPN

FAYETTEVILLE, Ark. — The No. 7 Alabama Crimson Tide took down the Arkansas Razorbacks, 14-13, in sloppy conditions at Donald W. Reynolds Razorback Stadium in Alabama's second Southeastern Conference road game of the season. Alabama goes to 5-1 on the season (2-1 SEC) while Arkansas falls to 3-3 (0-3 SEC).

Nick Saban's Alabama teams are now 78-5 when leading at the half. Senior Blake Sims threw for two scores in the game, the fourth time in his career he has thrown for multiple touchdown passes. The Tide defense created three turnovers (two fumble recoveries and one interception) and blocked an extra point to help limit the Razorback scoring.

	1	2	3	4	Score
Alabama	0	7	0	7	14
Arkansas	0	6	7	0	13

SCORING SUMMARY

2nd	08:40	UA	T.J. Yeldon 22 yd pass from Blake Sims (Adam Griffith kick), 3-23 0:57	UA 7 - AR 0
	03:47	AR	J. Williams 3 yd run (John Henson kick blockd), 10-81 4:53	UA 7 - AR 6
3rd	04:43	AR	AJ Derby 54 yd pass from Brandon Allen (John Henson kick), 3-57 1:02	UA 7 - AR 13
4th	12:36	UA	DeAndrew White 6 yd pass from Blake Sims (Adam Griffith kick), 8-56 3:00	UA 14 - AR 13

	UA	ARK
FIRST DOWNS	10	18
RUSHES-YARDS (NET)	32-66	39-89
PASSING YDS (NET)	161	246
Passes Att-Comp-Int	21-11-0	40-21-1
TOTAL OFFENSE PLAYS-YARDS	53-227	79-335
Fumble Returns-Yards	1-3	0-0
Punt Returns-Yards	4-4	0-0
Kickoff Returns-Yards	3-62	2-23
Interception Returns-Yards	1-0	0-0
Punts (Number-Avg)	8-44.2	7-36.6
Fumbles-Lost	4-2	3-2
Penalties-Yards	4-30	4-28
Possession Time	25:47	34:13
Third-Down Conversions	4 of 15	9 of 19
Fourth-Down Conversions	0 of 1	0 of 2
Red-Zone Scores-Chances	1-2	1-2
Sacks By: Number-Yards	4-19	2-18


RUSHING: Alabama - T.J. Yeldon 16-45; Derrick Henry 7-25; Blake Sims 7-5; DeAndrew White 1-minus 3; Amari Cooper 1-minus 6. Arkansas - J. Williams 20-83; Alex Collins 6-13; Brandon Allen 9-5; K. Marshall 2-minus 1; TEAM 2-minus 11.

PASSING: Alabama - Blake Sims 11-21-0-161. Arkansas - Brandon Allen 21-40-1-246.

RECEIVING: Alabama - DeAndrew White 4-33; T.J. Yeldon 2-35; Amari Cooper 2-22; O.J. Howard 1-47; Cam Sims 1-15; Jalston Fowler 1-9. Arkansas-AJ Derby 4-77; Keon Hatcher 3-58; Hunter Henry 3-38; Kody Walker 3-15; D. Wilson 2-29; J. Williams 2-9; Patrick Arinze 1-7; Jeremy Sprinkle 1-6; K. Marshall 1-4; Alex Collins 1-3.

INTERCEPTIONS: Alabama - Landon Collins 1-0. Arkansas - None.

FUMBLES: Alabama - Team 1-1; Christian Jones 1-1; Landon Collins 1-0; Cyrus Jones 1-0. Arkansas - Brandon Allen 1-0; Alex Collins 1-1; Kody Walker 1-1.

	21/21	TEXAS A&M (5-3; 2-3 SEC)	0
	7/7	ALABAMA (6-1; 3-1 SEC)	59

SATURDAY, OCTOBER 18 • BRYANT-DENNY STADIUM • TUSCALOOSA, ALA.
ATTENDANCE: 101,821 • TV: CBS

TUSCALOOSA, Ala. — No. 7 ranked Alabama football used a big first half to shut out No. 21 Texas A&M, 59-0, in Bryant-Denny Stadium. It was the Crimson Tide's largest margin of victory since downing Vanderbilt 66-3 on Sept. 29, 1979 and the largest shutout win since beating Tulane 62-0 on Oct. 12, 1991.

The Crimson Tide (6-1, 3-1 SEC) scored 45 points in the first half against Texas A&M (5-3, 2-3 SEC), which is the most points scored by Alabama in the first half since Sept. 8, 2010 against Duke. The 35 points scored in the second quarter are the most points ever scored by Alabama in a single quarter, topping the previous record of 34 set against Ole Miss on Oct. 7, 1989. The Tide's points total was the most since scoring 62 at Duke in 2010. The game marked the first time Texas A&M has been shutout since a 77-0 loss to Oklahoma in 2003.

	1	2	3	4	Score
Texas A&M	0	0	0	0	0
Alabama	10	35	7	7	59

SCORING SUMMARY

1st	11:07	UA	Adam Griffith 21 yd field goal, 10-71 3:53	TAMU 0 - UA 3
	04:38	UA	T.J. Yeldon 9 yd run (Adam Griffith kick), 11-72 4:52	TAMU 0 - UA 10
2nd	13:36	UA	T.J. Yeldon 1 yd run (Adam Griffith kick), 10-84 4:43	TAMU 0 - UA 17
	11:06	UA	Blake Sims 43 yd run (Adam Griffith kick), 4-64 0:45	TAMU 0 - UA 24
	05:26	UA	Derrick Henry 8 yd run (Adam Griffith kick), 11-80 3:41	TAMU 0 - UA 31
	04:10	UA	Amari Cooper 24 yd pass from Blake Sims (Adam Griffith kick), 1-24 0:05	TAMU 0 - UA 38
	00:22	UA	Derrick Henry 41 yd pass from Blake Sims (Adam Griffith kick), 5-60 1:51	TAMU 0 - UA 45
3rd	11:47	UA	Amari Cooper 45 yd pass from Blake Sims (Adam Griffith kick), 3-57 1:13	TAMU 0 - UA 52
4th	04:16	UA	Flournoy-Smith 14 yd pass from Jake Coker (JK Scott kick), 9-57 4:41	TAMU 0 - UA 59

	TAMU	UA
FIRST DOWNS	8	30
RUSHES-YARDS (NET)	24-31	45-298
PASSING YDS (NET)	141	304
Passes Att-Comp-Int	31-19-1	35-21-0
TOTAL OFFENSE PLAYS-YARDS	55-172	80-602
Fumble Returns-Yards	0-0	0-0
Punt Returns-Yards	2-18	3-53
Kickoff Returns-Yards	8-198	0-0
Interception Returns-Yards	0-0	1-1
Punts (Number-Avg)	9-45.0	4-50.0
Fumbles-Lost	1-0	0-0
Penalties-Yards	2-6	0-0
Possession Time	23:29	36:31
Third-Down Conversions	2 of 13	9 of 15
Fourth-Down Conversions	0 of 2	1 of 1
Red-Zone Scores-Chances	0-1	5-5
Sacks By: Number-Yards	1-4	6-27

RUSHING: Texas A&M - B. Williams 4-21; Trey Williams 3-12; Tra Carson 5-6; James White 1-4; Kyle Allen 1-minus 1; Kenny Hill 10-minus 11. Alabama - T.J. Yeldon 13-114; Derrick Henry 10-70; Blake Sims 4-54; Tyren Jones 9-34; Altee Tenpenny 8-30; Jake Coker 1-minus 4.

PASSING: Texas A&M - Kenny Hill 17-26-1-138; Kyle Allen 2-5-0-3. Alabama - Blake Sims 16-27-0-268; Jake Coker 5-8-0-36.

RECEIVING: Texas A&M - Speedy Noil 4-32; Malcome Kennedy 4-4; Josh Reynolds 3-42; B. Niederhofer 3-34; Edward Pope 2-22; Sabian Holmes 1-4; B. Williams 1-2; James White 1-1. Alabama - Amari Cooper 8-140; T.J. Yeldon 3-45; DeAndrew White 3-30; Cam Sims 3-14; Derrick Henry 1-41; Flournoy-Smith 1-14; Jalston Fowler 1-12; A. Stewart 1-8.

INTERCEPTIONS: Texas A&M - None. Alabama - Reggie Ragland 1-1.

FUMBLES: Texas A&M - Josh Reynolds 1-0. Alabama - None.

	4/4	ALABAMA (7-1; 4-1 SEC)	34
		TENNESSEE (3-5; 0-4 SEC)	20

SATURDAY, OCTOBER 25 • NEYLAND STADIUM • KNOXVILLE, TENN.
ATTENDANCE: 102,455 • TV: ESPN2

KNOXVILLE, Tenn. — The No. 4 ranked Alabama Crimson Tide beat the Tennessee Vols, 34-20 in Knoxville, Tenn., Saturday night in front of 102,455 in Neyland Stadium.

Wide receiver Amari Cooper had a career night, tallying a school-record 224 yards on nine catches. Through the first six-plus minutes of the game, the junior had four catches for 155 yards and two touchdowns. The previous single game mark - 221 yards by Julio Jones in 2010 - also came in Knoxville against the Vols.

	1	2	3	4	Score
Alabama	20	7	7	0	34
Tennessee	0	10	7	3	20

SCORING SUMMARY

21st	12:39	UA	Amari Cooper 80 yd pass from Blake Sims (Adam Griffith kick failed), 1-80 0:13	UA 6 - UT 0
	08:55	UA	Amari Cooper 41 yd pass from Blake Sims (Adam Griffith kick), 7-79 2:09	UA 13 - UT 0
	03:12	UA	T.J. Yeldon 1 yd run (Adam Griffith kick), 9-90 4:00	UA 20 - UT 0
2nd	12:03	UA	Blake Sims 28 yd run (Adam Griffith kick), 3-34 0:45	UA 27 - UT 0
	07:03	UT	Malone, J. 9 yd pass from Dobbs, J. (Medley, A. kick), 10-84 4:54	UA 27 - UT 7
	00:00	UT	Medley, A. 27 yd field goal, 11-59 3:53	UA 27 - UT 10
3rd	05:52	UT	Pearson, V. 10 yd pass from Dobbs, J. (Medley, A. kick), 15-84 6:46	UA 27 - UT 17
	00:13	UA	Derrick Henry 28 yd run (Adam Griffith kick), 13-76 5:33	UA 34 - UT 17
4th	09:42	UT	Medley, A. 24 yd field goal, 6-17 2:03	UA 34 - UT 20

	UA	UT
FIRST DOWNS	23	21
RUSHES-YARDS (NET)	41-183	43-180
PASSING YDS (NET)	286	203
Passes Att-Comp-Int	24-14-0	36-21-1
TOTAL OFFENSE PLAYS-YARDS	65-469	79-383
Fumble Returns-Yards	1-16	0-0
Punt Returns-Yards	0-0	1-4
Kickoff Returns-Yards	4-73	3-63
Interception Returns-Yards	1-5	0-0
Punts (Number-Avg)	4-42.8	5-41.8
Fumbles-Lost	3-2	2-1
Penalties-Yards	6-50	4-33
Possession Time	29:26	30:34
Third-Down Conversions	11 of 15	11 of 19
Fourth-Down Conversions	0 of 0	0 of 1
Red-Zone Scores-Chances	1-1	4-4
Sacks By: Number-Yards	3-18	1-6

RUSHING: Alabama - Derrick Henry 16-78; T.J. Yeldon 14-52; Blake Sims 6-42; Jalston Fowler 2-24; DeAndrew White 1-minus 1; Team 1-minus 3; Amari Cooper 1-minus 9. Tennessee - Dobbs, J. 19-74; Hurd, J. 16-59; Lane, M. 3-48; Pearson, V. 3-7; Johnson, A.J. 1-0; Peterman, N. 1-minus 8.

PASSING: Alabama - Blake Sims 14-24-0-286. Tennessee - Dobbs, J. 19-32-1-193; Peterman, N. 2-4-0-10.


RECEIVING: Alabama - Amari Cooper 9-224; DeAndrew White 4-59; T.J. Yeldon 1-3. Tennessee - Hurd, J. 6-27; North, M. 4-56; Howard, A. 4-49; Pearson, V. 3-22; Ellis, A. 1-25; Wolf, E. 1-10; Malone, J. 1-9; Wharton, V. 1-5.

INTERCEPTIONS: Alabama - Cyrus Jones 1-minus 5. Tennessee - None.

FUMBLES: Alabama - Blake Sims 1-1; T.J. Yeldon 1-0; Jalston Fowler 1-1. Tennessee - Sutton, C. 1-0; Dobbs, J. 1-1.

PLAYER PROFILES

PLAYER PROFILES



JONATHAN ALLEN
DL
So. • 6-3 • 280 • 1L
Leesburg, Va./ Stone Bridge

93


SOPHOMORE (2014): Established himself as a starter at defensive end and one of the Crimson Tide's top pass rushers ... second on the team with 7.5 tackles for loss (-24 yards) and has 2.5 sacks (-15 yards) ... has 21 total tackles with nine solo stops and a team-best four quarterback hurries ... blocked the decisive extra point at Arkansas ... played in all eight games and has made seven starts ... earned Defensive Player of the Week honors from the Alabama coaching staff in each of the first two weeks of the season (WVU, FAU) and at Tennessee ... then earned Special Teams Player of the Week honors for his blocked PAT at Arkansas. **West Virginia:** Registered five tackles with two tackles for loss (-12 yards) and one sack (-11 yards) ... helped limit the Mountaineers to just 28 rushing yards on 24 carries ... earned Defensive Player of the Week honors from the coaches. **FAU:** Recorded a tackle for a loss of three yards as the Crimson Tide limited the Owls to 145 total yards, including just 57 rushing ... added an assisted tackle in just over one half of play ... earned Defensive Player of the Week honors from the coaches. **Southern Miss:** Made at least one tackle for loss for the third straight game and picked up two quarterback hurries ... added one solo and one assisted tackle as the Tide limited the Eagles to 56 yards rushing and just 263 total yards. **Florida:** Registered one assisted tackle as the Tide held the Gators to just 200 total yards. **Ole Miss:** Recorded five tackles with two solo stops ... had 1.5 tackles for loss (-3 yards) and a quarterback hurry. **Arkansas:** Blocked the deciding extra point to give the Tide a 14-13 win in Fayetteville ... added a quarterback hurry. **Texas A&M:** Recorded three half sacks for a loss of four yards ... batted down a Kenny Hill pass as the Tide limited the SEC's top-ranked offense to just 172 yards. **Tennessee:** Earned Defensive Player of the Week honors at Tennessee with three tackles, including two solo stops and half of a tackle for loss.

ALLEN'S CAREER STATISTICS

Year	Tackles					Fumbles					
	G-S	TT	UT	AT	TFL	QBH	Sacks	FF	FR	PBU	INT
2013	13-0	16	10	6	3-11	1	0.5-5	1	0	0	0-0
2014	8-7	21	9	12	7.5-24	4	2.5-15	0	0	1	0-0
Total	21-7	37	19	18	10.5-35	5	3-20	1	0	1	0-0

ALLEN'S CAREER BESTS

Tackles 5 (twice); last at Ole Miss, 2014
Tackles for Loss ... 2.0 (twice); last vs. West Virginia, 2014
Yards Lost 12 vs. West Virginia, 2014
Sacks 1.5 vs. Texas A&M, 2014
Yards Lost 11 vs. West Virginia, 2014
Quarterback Hurries 2 vs. Southern Miss, 2014
Forced Fumbles 1 vs. Chattanooga, 2013
Block Point After Touchdown 1 at Arkansas, 2014



RYAN ANDERSON
LB
So. • 6-2 • 258 • 1L
Daphne, Ala./ Daphne

7

SOPHOMORE (2014): Has seen action in all eight games and has recorded 18 tackles, including three sacks (-28 yards), 5.5 tackles for loss (-33 yards), a fumble recovery and three quarterback hurries ... earned Defensive Player of the Week honors from the coaching staff following the Arkansas and Texas A&M victories. **FAU:** Came off the bench to record two tackles, including his second career sack. **Southern Miss:** Recorded a sack for an eight-yard loss in the win over the Eagles. **Florida:** Made two tackles, including one solo stop as the Tide limited the Gators to only 200 total yards. **Ole Miss:** Came off the bench to tally a single quarterback hurry. **Arkansas:** Earned Defensive Player of the Week honors from the coaching staff after making three tackles with 1.5 tackles for loss (-6 yards) and one sack (-5 yards) ... recovered a fumble and returned it three yards. **Texas A&M:** Made six tackles and earned Defensive Player of the Week honors from the Alabama coaches after posting the highest production point totals against the Aggies ... helped limit the SEC top-ranked offense to 172 yards, including just 31 yards rushing. **Tennessee:** Notched four total tackles in Knoxville with one solo stop ... added one tackle for loss (-3 yards).

ANDERSON'S CAREER STATISTICS

Year	Tackles					Fumbles					
	G-S	TT	UT	AT	TFL	QBH	Sacks	FF	FR	PBU	INT
2013	13-0	5	2	3	1.5-4	1	1.5-4	0	0-0	0	0-0
2014	8-0	18	9	9	5.5-33	3	3-28	0	1-3	0	0-0
Total	21-0	23	11	12	7-37	4	4.5-32	0	1-3	0	0-0

ANDERSON'S CAREER BESTS

Tackles 6 vs. Texas A&M, 2014
Tackles for Loss 1.5 at Arkansas, 2014
Yards Lost 15 vs. FAU, 2014
Quarterback Hurries 2 vs. Southern Miss, 2014
Sacks 1 (four times); last at Arkansas, 2014
Kick Returns 1 at Auburn, 2013
Return Yards 11 at Auburn, 2013
Fumble Recoveries 1 at Arkansas, 2014



DAKOTA BALL
TE
So. • 6-2 • 280 • SQ
Lindale, Ga./ Pepperell

94

SOPHOMORE (2014): Has seen action in all eight games this season ... got his first playing time at tight end in the season opener against

West Virginia ... does not have a catch this season.



PARKER BARRINEAU
WR
Jr. • 6-0 • 184 • 1L
Northport, Ala./ American Christian Academy

87

JUNIOR (2014): Registered his first game action of 2014 against Southern Miss ... backing up Christian Jones and Chris Black at H wide receiver ... saw action on special teams at Ole Miss, at Arkansas and against Texas A&M.

BARRINEAU'S CAREER STATISTICS

Year	G-S	Rec.	Yards	Avg.	TD	LP
2013	7-0	2	16	8.0	0	10
2014	4-0	0	0	0.0	0	0
Total	11-0	2	16	8.0	0	10

BARRINEAU'S CAREER BESTS

Receptions 1 (twice); last at Kentucky, 2013
Yards 10 at Kentucky, 2013
Long Play 10 at Kentucky, 2013



CHRIS BLACK
WR
So. • 5-11 • 186 • 1L
Jacksonville, Fla./ First Coast

5

SOPHOMORE (2014): A regular in Alabama's deep and talented rotation at wide receiver ... played in seven games, making three starts and has seven receptions for 77 yards ... six out of his seven receptions have resulted in a first down. **West Virginia:** Came off the bench to catch one pass for eight yards in the Crimson Tide's 33-23 win. **FAU:** Recorded three catches for 45 yards with a long of 19. **Southern Miss:** Caught one pass for five yards. **Ole Miss:** Both receptions converted first downs for Alabama, covering nine and 10 yards respectively. **Tennessee:** Started but did not have a reception.

BLACK'S CAREER STATISTICS

Year	Rushing					Receiving					
	G-S	Att	Yds	Avg.	TD	LP	Rec	Yds	Avg.	TD	LP
2013	8-0	1	31	31.0	1	31	8	79	9.9	2	16
2014	7-3	0	0	0.0	0	0	7	77	11.0	0	19
Total	15-3	1	31	31.0	1	31	15	156	10.4	2	19

BLACK'S CAREER BESTS


Receptions 6 vs. Georgia State, 2013
Receiving Yards 54 vs. Georgia State, 2013
Long Play 19 vs. FAU, 2014
Rushes 1 vs. Chattanooga, 2013
Rushing Yards 31 vs. Chattanooga, 2013
Long Play 31 vs. Chattanooga, 2013
Touchdowns 1 (three times); last vs. Chattanooga, 20

PLAYER PROFILES



BRADLEY BOZEMAN
OL
Fr. • 6-5 • 325 • RS
75
Roanoke, Ala./
Handley

SOPHOMORE (2014): A redshirt freshman that has played in six games with two starts (Arkansas and Texas A&M) ... made his first career start in crimson and white at Arkansas ... replaced injured starting center Ryan Kelly at Ole Miss. **Arkansas:** Graded out at 86 percent and led the team with three knockdown blocks. **Texas A&M:** Made his second straight start ... helped the line block for 298 yards rushing ... did not allow a sack and graded out at 90 percent.



LEON BROWN
OL
Sr. • 6-6 • 320 • 1L
72
Riverdale, Md./
Parkdale/ASA College

SENIOR (2014): Started six games at right guard this season while playing in all eight games ... helps an Alabama offense that is averaging 218.6 yards rushing per game sixth in the SEC and 28th nationally) and has surrendered just eight sacks this season to rank second in the SEC and 11th nationally (1.00 per game) ... blocking for 508.9 yards of total offense per game (second in the SEC and 11th nationally) ... blocked for five 100-yard rushers this season and six in his career as a starter. **West Virginia:** Blocked for 538 yards of total offense and did not surrender a sack ... opened holes for 288 yards rushing with two 100-yard backs. **FAU:** Came off the bench to see time at right guard ... helped UA roll up 620 yards of total offense. **Southern Miss:** Started at right guard and had two knockdown blocks ... helped the Tide roll up 333 yards on the ground and 546 yards of total offense. **Florida:** Graded out at a team-high 91 percent with four knockdown blocks ... opened holes for the second-most yards in school history as the Crimson Tide compiled 672 total yards, including 449 in the air and 223 on the ground ... blocked for his third 100-yard rushing game of the season as Henry gained 111 yards on 20 carries ... made his first tackle of the season. **Ole Miss:** Started and recorded two knockdown blocks in his fourth start of the season ... opened holes for T.J. Yeldon's 123 yards rushing. **Arkansas:** Did not start but replaced Alphonse Taylor at right guard in the second half. **Texas A&M:** Made his fifth start at right guard ... helped the line block for 298 yards rushing ... did not allow a sack and had one knockdown block. **Tennessee:** Recorded three knockdown blocks in his sixth

start at right guard ... helped Alabama amass 469 yards of total offense, including 183 yards rushing.



TONY BROWN
DB
Fr. • 6-0 • 190 • HS
2
Beaumont, Texas/
Ozen

FRESHMAN (2014): Appeared in all eight of the Tide's games and has made two starts (Florida and Ole Miss) ... has nine tackles, including one for loss and six solo stops this season ... has one pass breakup and one quarterback hurry. **FAU:** Recorded the first tackle of his career. **Florida:** Finished with three total tackles, including one for a loss of six yards. **Texas A&M:** Came off the bench and registered one quarterback hurry. **Tennessee:** Made one solo tackle on special teams for the Tide.

BROWN'S CAREER STATISTICS

Year	Tackles						Fumbles				
	G-S	TT	UT	AT	TFL	QBH	Sacks	FF	FR	PBU	INT
2014	8-2	9	6	3	1-6	1	0	0	0	1	0

BROWN'S CAREER BESTS

Tackles 4 at Ole Miss, 2014
Tackles for Loss 1 vs. Florida, 2014
Pass Breakups 1 at Ole Miss, 2014



JAKE COKER
QB
Jr. • 6-5 • 230 • TR
14
Mobile, Ala./St. Paul's
Florida State

JUNIOR (2014): Has seen action in five of Alabama's 2014 games ... transferred from Florida State in May of 2014 after backing up for the Seminoles in 2012 and 2013 ... completed 26-of-41 passes for 288 yards and three touchdowns ... has not thrown an interception ... rushed seven times for 13 yards and taken three sacks. **West Virginia:** Came off the bench in the game's final drive for two plays. **FAU:** Entered on the game's fourth offensive possession for Alabama ... completed 15-of-24 passes for 202 yards and a touchdown ... long throw was a 43-yard completion to ArDarius Stewart ... also rushed four times for 23 yards while taking one sack. **Southern Miss:** Came off the bench in the third quarter to throw for 48 yards on 5-of-7 passing with a long completion of 22 yards. **Florida:** Came off the bench when Blake Sims left with an injury late in third quarter to throw a four-yard touchdown pass to Amari Cooper ... finished 1-for-2 passing. **Texas A&M:** Entered the game early in the third

quarter ... was 5-of-8 passing for 36 yards and a touchdown ... found Ty Flournoy-Smith on a 14-yard touchdown strike in the fourth quarter.

COKER'S CAREER STATISTICS

Year	Passing				Rushing							
	G-S	Com-Att	Int	Pct.	Yds	TD	LP	No.	Yds	Avg.	TD	LP
2012*	4-0	3-5-0		60.0	45	1	19	0	0	0.0	0	0
2013*	8-0	18-36-1		50.0	250	0	42	10	15	1.5	1	24
2014	5-0	26-41-0		63.4	288	3	43	7	13	1.9	0	15
Total	17-0	47-82-1		57.3	581	4	43	17	28	1.6	1	24

*at FSU

COKER'S ALABAMA CAREER BESTS

Completions 15 vs. FAU, 2014
Attempts 24 vs. FAU, 2014
Passing Yards 202 vs. FAU, 2014
Long Pass 43 vs. FAU, 2014
Rushes 4 vs. FAU, 2014
Rushing Yards 23 vs. FAU, 2014
Long Run 15 vs. FAU, 2014



LANDON COLLINS
DB
Jr. • 6-0 • 222 • 2L
26
Geismar, La./
Dutchtown

JUNIOR (2014): Anchor of the Alabama secondary and the Crimson Tide's most experienced defensive back ... leads the nation's No. 4-ranked total defense and No. 2 scoring defense ... candidate for All-SEC and All-America honors ... a semifinalist for the Jim Thorpe Award in 2013 and 2014 ... started all eight games at strong safety and is second on the team with 54 tackles ... has a team-best two interceptions and five pass breakups on the year ... earned Defensive Player of the Week honors for his play against West Virginia, Southern Miss, Florida and at Arkansas ... named a Lott Trophy Star of the Week for his play against the Gators ... has two double-digit tackle games this season. **West Virginia:** Made a team-high 11 tackles with four solo stops ... helped the Tide defense limit the Mountaineers to just 28 yards rushing and 393 total yards ... earned Defensive Player of the Week honors from the coaching staff. **FAU:** Recorded four tackles with two solo stops as the Tide limited the Owls to just 145 total yards and 57 yards rushing. **Southern Miss:** Registered a career-best 12 tackles with six solo stops ... had half of a tackle for loss (-1 yard) ... added a quarterback hurry as Alabama limited the Golden Eagles to 56 yards rushing and 263 total yards. **Florida:** Made five tackles with two solo stops and half of a tackle for loss (-1 yard) ... picked off his first pass of the season and returned it 12 yards ... also broke up two passes against the Gators while holding UF to just 93 yards passing. **Ole Miss:** Recorded six total tackles with two solo stops. **Arkansas:** His fourth-quarter interception sealed the win for the Crimson Tide ... recorded eight tackles with three solo stops ... matched his season high with two pass breakups ... notched a tackle for loss (-3 yards). **Texas A&M:** Made four tackles with three solo stops ... added a quarterback hurry and broke up

PLAYER PROFILES

PLAYER PROFILES

his fifth pass of the season, which he nearly intercepted ... helped limited the SEC top-ranked offense to just 172 yards, 393 yards below its average ... also held A&M to 218 passing yards below its average. **Tennessee:** Registered four solo tackles in the Tide's 34-20 win in Knoxville.

COLLINS' CAREER STATISTICS

Year	Tackles					Fumbles					
	G-S	TT	UT	AT	TFL	QBH	Sacks	FF	FR	PBU	INT
2012	14-0	17	8	9	0-0	0	0-0	0	0	0	0-0
2013	13-9	70	52	18	4.0-7	2	0-0	2	2-5	6	2-89
2014	8-8	54	26	28	2.0-5	2	0-0	0	0-0	5	2-12
Total	35-17	142	86	55	6.0-12	4	0-0	2	2-5	11	4-101

COLLINS' CAREER BESTS

Tackles 12 vs. **Southern Miss, 2014**
Tackles for Loss 1.5 vs. **LSU, 2013**
Yards Lost 3 at **Arkansas, 2014**
Pass Breakups 3 vs. **Colorado State, 2013**
Forced Fumbles 1 (twice); last at **Auburn, 2013**
Fumble Recoveries 1 (twice); last at **Auburn, 2013**
Quarterback Hurries .. 1 (three times); last vs. **So. Miss, 2014**
Interceptions 1 (four times); last at **Arkansas, 2014**
Interception Return Yards 89 vs. **Tennessee, 2013**
Touchdowns 1 vs. **Tennessee, 2013**



AMARI COOPER
 WR
 Jr. • 6-1 • 210 • 2L
 Miami, Fla./ Northwestern
9

JUNIOR (2014): Arguably the nation's best college football player ... second nationally in receiving yards (1,132) and receiving yards per game (141.5) ... ranks fourth in receptions per game (8.9) and fourth in receiving touchdowns (9) ... a leading candidate for the Biletnikoff Award that is presented annually to the nation's top wide receiver and in the conversation for the Heisman Trophy ... preseason All-American and midseason All-American by CBSsports.com ... has 71 receptions for 1,132 yards, both of which lead the SEC ... is one yard shy of Julio Jones' 2010 single-season school record of 1,133 receiving yards and is just seven catches shy of the single-season receptions record (78, Jones, 2010) ... his nine receiving touchdowns also leads the league ... needs 56 yards to become Alabama's all-time leader in receiving yards ... is the second player in school history to record two 1,000 yard receiving seasons (had 1,000 yards in 2012) ... 21st nationally and second in the SEC with an average of 143.3 all-purpose yards per game ... averaging 15.9 yards per catch ... had at least 100 yards receiving in six straight games dating back to the 2013 Auburn game to break the school record (DJ Hall, 5 in 2006) before falling short at Ole Miss (91 yards) ... has six 100-yard receiving games this season and 13 in his career, which ranks tied for first in school annals ... has four rushes for 14 yards and two first downs ... leads the team offensively with 25 explosive plays, including 24 receptions of 16 yards or more and one rush of 12 yards or more ... 49 of his 71 catches have resulted in Alabama first downs, including 15

on third down — both SEC highs ... UA's career record holder for receiving touchdowns with 24, while ranking third in catches (175) and second in yards (2,868) ... SEC Co-Offensive Player of the Week and College Football Performance Award Wide Receiver of the Week against Florida ... Offensive Player of the Week in the first four games by the Alabama coaching staff and then at Tennessee. **West Virginia:** Came up one catch shy of equaling the school record for receptions in a game with 12 catches for 130 yards. **FAU:** Tied the Alabama record for receptions in a game with 13 ... recorded his second 100-yard receiving game of the season with a career-high 189 yards ... scored his first touchdown of the season with a 52-yard run-and-catch on a wide receiver screen ... also rushed one time for 20 yards, converting a Tide first down. **Southern Miss:** Hauled in eight catches for 135 yards and one touchdown ... scored from 22 yards out on the Tide's first drive ... all eight catches converted UA first downs ... averaged 16.9 yards per catch ... rushed once for nine yards and a first down ... recorded his fifth straight 100-yard receiving game. **Florida:** Tore through the Gators' vaunted secondary with 10 receptions for 201 yards and a career-best three touchdowns ... averaged 20.1 yards per catch, including a 79-yard scoring strike in the first quarter ... had three explosive plays of 16 yards or more and six first-down catches with two on third down. **Ole Miss:** Hauled in nine passes for 91 yards ... six catches converted first downs, including two on third down. **Arkansas:** Caught just two passes for 22 yards and one first down ... a minor injury slowed his production. **Texas A&M:** Recorded his fifth 100-yard receiving game of the season with eight catches for 140 yards and two scores ... three grabs were explosive plays, including a 45-yard touchdown grab ... five catches resulted in first downs. **Tennessee:** Set a school record with 224 receiving yards in Knoxville ... hauled in nine passes with two touchdowns ... averaged 24.9 yards per catch against the Vols ... scored on an 80-yard touchdown strike on the first play of the game and then caught at 41-yard score on the Tide's second drive ... had four-explosive receptions with seven first-down grabs, including three on third down ... had 185 receiving yards at the end of the first quarter and 194 at half.

COOPER'S CAREER STATISTICS

Year	G-S	Rec.	Yards	Avg.	TD	LP
2012	14-9	59	1,000	16.9	11	54
2013	12-7	45	736	16.4	4	99
2014	8-8	71	1,132	15.9	9	80
Total	34-24	175	2,868	16.4	24	99

COOPER'S CAREER BESTS

Receptions 13 vs. **FAU, 2014**
Yards 224 at **Tennessee, 2014**
Long Play 99 at **Auburn, 2013**
Touchdowns 3 vs. **Florida, 2014**



TREY DEPRIEST
 LB
 Sr. • 6-2 • 250 • 3L
 Springfield, Ohio/
 Springfield
33

SENIOR (2014): Member of the Butkus Award Watch List ... the Crimson Tide's signal-caller on defense and a steadying force ... has 33 career starts — seven in 2014 — and 41 tackles this season with 20 solo stops ... has 2.5 tackles for loss (-8 yards), one forced fumble, two pass breakups and one quarterback hurry ... has had at least six tackles in six straight games ... named the Defensive Player of the Week by Alabama coaches after the Southern Miss, Florida and Arkansas games ... missed the season opener due to suspension. **FAU:** Started at mike linebacker and made four total tackles with a solo stop ... helped limit the Owls to just 57 yards rushing and 145 total yards. **Southern Miss:** Recorded six tackles with four solo stops and half of a tackle for loss ... added one quarterback hurry and helped limit USM to just 56 yards rushing. **Florida:** Made seven tackles with four solo stops as the Crimson Tide limited the Gators to just 200 total yards, including 93 passing ... added half of a tackle for loss (-2 yards). **Ole Miss:** Logged six tackles with four solo stops and broke up one pass. **Arkansas:** Forced a fumble and made six tackles en route to earning Defensive Player of the Week honors from the Tide coaches ... led a defense that surrendered just 89 yards rushing to the league's best rushing offense. **Texas A&M:** Made six tackles and added a pass breakup ... had half of a tackle for loss (-2 yards) ... helped limited the SEC top-ranked offense to just 172 yards, 393 yards below their average, including just 31 yards rushing. **Tennessee:** Notched six tackles with four solo stops and half of a tackle for loss (-2 yards).

DEPRIEST'S CAREER STATISTICS

Year	Tackles					Fumbles					
	G-S	TT	UT	AT	TFL	QBH	Sacks	FF	FR	PBU	INT
2011	13-0	25	11	14	1.5-10	1	0-0	0	0	0	0-0
2012	14-13	59	30	29	4-16	2	0-0	0	0	2	0-0
2013	13-13	65	30	35	7.5-23	0	2-15	2	2	1	1-0
2014	7-7	41	20	21	2.5-8	1	0-0	1	0	2	0-0
Total	47-33	190	91	99	15.5-57	4	2-15	3	2	5	1-0

DEPRIEST'S CAREER BESTS

Tackles 11 at **Auburn, 2013**
Tackles for Loss 1.5 (twice); last at **Auburn, 2013**
Yards Lost 11 at **Auburn, 2013**
Quarterback Hurries 1 (3 times); last vs. **So. Miss, 2014**
Sacks 1 (twice); last at **Auburn, 2013**
Forced Fumble 1 (twice); last at **Auburn, 2013**
Fumble Recovery 1 (twice); last vs. **LSU, 2013**
Pass Breakups 1 (five times); last vs. **Texas A&M, 2014**
Interceptions 1 vs. **Chattanooga, 2013**

PLAYER PROFILES



DENZEL DEVAL
LB
Jr. • 6-2 • 254 • 2L
Bastrop, La./
Bastrop

30


JUNIOR (2014): Started the first five games at outside linebacker ... has seven tackles on the season with one tackle for loss (2 yards) and two solo stops ... suffered a severe high-ankle sprain at Ole Miss and will miss several weeks. **West Virginia:** Notched three assisted tackles as the Crimson Tide limited the Mountaineers to just 28 yards rushing. **FAU:** Had one assisted tackle in the shutout win. **Florida:** Made two solo tackles and one tackle for loss (2 yards) as the Tide limited the Gators to only 200 total yards. **Ole Miss:** Started and made one tackle before suffering a high-ankle sprain.

DEVAL'S CAREER STATISTICS

Year	Tackles						Fumbles				
	G-S	TT	UT	AT	TFL	QBH	Sacks	FF	FR	PBU	INT
2012	14-0	18	7	11	3-28	3	2-15	0	1	0	0-0
2013	13-3	30	14	16	5.0-22	3	3-20	2	0	1	0-0
2014	5-5	7	2	5	1-2	0	0-0	0	0	0	0-0
Total	32-8	55	23	32	9-52	6	5-35	2	1	1	0-0

DEVAL'S CAREER BESTS

Tackles 4 (three times); last vs. LSU, 2013
Tackles For Loss 2 (twice); last vs. Ole Miss, 2013
Yards Lost 21 vs. Mississippi State, 2012
Quarterback Hurries 2 vs. Mississippi State, 2012
Sacks 2 vs. Ole Miss, 2013
Forced Fumble 1 at Texas A&M, 2013
Fumble Recovery 1 at Arkansas, 2012
Pass Breakups 1 vs. Tennessee, 2013



XZAVIER DICKSON
LB
Sr. • 6-3 • 268 • 3L
Griffin, Ga./
Griffin

47

SENIOR (2014): One of the Crimson Tide's best pass rushers ... played in eight games with four starts ... has 25 tackles on the season with a team-high 9.0 tackles for loss (-34 yards) and 6.5 sacks (-31 yards) ... added three quarterback hurries and two passes defended ... ranks 18th nationally and third in the SEC with 0.81 sacks per game ... named the Defensive Player of the Week by the Alabama coaches following the Southern Miss and Ole Miss games. **West Virginia:** Equaled his career high with two sacks of Mountaineer quarterback Clint Trickett. **FAU:** Notched one unassisted tackle. **Southern Miss:** Made his third tackle for loss on the season (-1 yard) ... finished with three total tackles, including two solo stops ... recorded a team-high three quarterback hurries and defended two passes. **Ole Miss:** Registered two sacks for

the second time this season ... tied his career high with six tackles (five solo), 3.5 of which were for loss (-7 yards). **Arkansas:** Recorded a career-high eight tackles, including seven solo stops, and one sack (-2 yards). **Texas A&M:** Had half of a quarterback sack (-2 yards) and an assisted tackle ... helped limited the SEC top-ranked offense to just 172, 393 yards below their average, including just 31 yards rushing. **Tennessee:** Made four tackles with one sack (-8 yards) ... fourth straight game with at least half of a sack.

DICKSON'S CAREER STATISTICS

Year	Tackles						Fumbles				
	G-S	TT	UT	AT	TFL	QBH	Sacks	FF	FR	PBU	INT
2011	7-0	3	2	1	1.5-7	0	0.5-5	0	0	0	0-0
2012	14-6	33	12	21	5-19	4	3.5-15	1	0	1	0-0
2013	12-0	13	5	8	2-9	2	1-8	0	0	0	0-0
2014	8-5	25	20	5	9-34	3	6.5-31	0	0	2	0-0
Total	41-11	74	39	35	17.5-69	9	11.5-59	1	0	3	0-0

DICKSON'S CAREER BESTS

Tackles 8 at Arkansas, 2014
Tackles for Loss 3.5 at Ole Miss, 2014
Yards Lost 14 vs. West Virginia, 2014
Quarterback Hurries 3 vs. Southern Miss, 2014
Sacks 2 (three times); last at Ole Miss, 2014
Forced Fumbles 1 vs. Western Kentucky, 2012
Pass Breakups 2 vs. Southern Miss, 2014



RASHAAN EVANS
LB
Fr. • 6-3 • 225 • HS
Auburn, Ala./
Auburn

32

FRESHMAN (2014): An outstanding athlete who is excelling on special teams while working his way onto the field at outside linebacker ... has eight tackles on the season with one tackle for loss (-10 yards), one sack (-10 yards) and one quarterback hurry ... leads the team with six special teams tackles ... recorded a solo tackle on his first career kickoff coverage ... earned Special Teams Player of the Week honors from the Alabama coaching staff following the Southern Miss game. **West Virginia:** Notched one solo tackle on kickoff coverage. **FAU:** Registered two unassisted tackles ... had first career sack for a 10-yard loss ... recorded first quarterback hurry. **Southern Miss:** Named the Special Teams Player of the Week for his efforts against Southern Miss ... finished with two solo stops. **Florida:** Recorded one tackle off the bench at outside linebacker against the Gators. **Texas A&M:** Registered one tackle and helped limit the SEC top-ranked offense to just 172 yards. **Tennessee:** Made one solo tackle on special teams in Knoxville.

EVANS' CAREER STATISTICS

Year	Tackles						Fumbles				
	G-S	TT	UT	AT	TFL	QBH	Sacks	FF	FR	PBU	INT
2014	7-0	8	6	2	1-10	1	1-10	0	0	0	0-0

EVANS' CAREER BESTS

Tackles 2 (twice); last vs. Southern Miss, 2014
Sacks 1 vs. FAU, 2014
Tackles for Loss 1 vs. FAU, 2014




RAHEEM FALKINS
WR
So. • 6-4 • 210 • 1L
New Orleans, La./
G.W. Carver

80

SOPHOMORE (2014): Played in five games but has not recorded a catch ... has seen action against West Virginia, FAU, Southern Miss, Ole Miss and Texas A&M.

FALKINS' CAREER STATISTICS

Year	Rushing					Receiving					
	G-S	Att	Yds	Avg.	TD	LP	Rec	Yds	Avg.	TD	LP
2013	7-0	0	0	0.0	0	0	0	0	0.0	0	0
2014	5-0	0	0	0.0	0	0	0	0	0.0	0	0
Total	12-0	0	0	0.0	0	0	0	0	0.0	0	0



TY FLOURNOY-SMITH
TE
Jr. • 6-3 • 245 • JC
Moultrie, Ga./Colquitt
Co./UGA/Ga. Military

83

SENIOR (2014): Earned playing time in four games this season ... has two catches on the season for 18 yards and a touchdown ... backs up tight ends O.J. Howard and Brian Vogler. **Florida Atlantic:** Hauled in a pass for four yards. **Texas A&M:** Tallied his first touchdown at Alabama with a 14-yard reception from Jake Coker in the fourth quarter.

FLOURNOY-SMITH'S CAREER STATISTICS

RECEIVING						
Year	G-S	Rec.	Yards	Avg.	TD	LP
2014	4-0	2	18	9.0	1	14

FLOURNOY-SMITH'S CAREER BESTS

Receptions 1 vs. FAU, 2014
Receiving Yards 4 vs. FAU, 2014

PLAYER PROFILES

PLAYER PROFILES



REUBEN FOSTER
LB
So. • 6-1 • 244 • 1L
Auburn, Ala./ Auburn

10


SOPHOMORE (2014): Made his first career start at mike linebacker against West Virginia ... has 16 tackles on the season with two tackles for loss (-5 yards) and one sack (-3 yards) ... played in seven games ... missed the Tennessee game due to injury. **West Virginia:** Registered seven total tackles against the Mountaineers with two solo stops and a tackle for loss (-2 yards). **FAU:** Came off the bench to record two tackles. **Southern Miss:** Had one tackle as Alabama limited the Eagles to just 56 yards rushing. **Florida:** Recorded two tackles with a solo stop as the Tide limited the Gators to only 200 total yards. **Texas A&M:** Made four tackles, including three solo tackles, and his first career sack (-3 yards) ... three of those tackles came on special teams.

FOSTER'S CAREER STATISTICS

Year	Tackles						Fumbles				
	G-S	TT	UT	AT	TFL	QBH	Sacks	FF	FR	PBU	INT
2013	9-0	12	4	8	1.0-1	0	0-0	0	0	0	0-0
2014	7-1	16	7	9	2.0-5	0	1-3	0	0	0	0-0
Total	16-1	28	11	17	3.0-6	0	1-3	0	0	0	0-0

FOSTER'S CAREER BESTS

Tackles 7 vs. West Virginia, 2014
Tackles for Loss ... 1 (three times); last vs. Texas A&M, 2014
Yards Lost 3 vs. Texas A&M, 2014



ROBERT FOSTER
WR
Fr. • 6-3 • 191 • RS
Monaca, Pa./ Central Valley

8

REDSHIRT FRESHMAN (2014): Has seen action in five games while recording two catches for four yards. **FAU:** Made his first career catch for three yards in the win over the Owls. **Southern Miss:** Had one catch for one yard.

FALKINS' CAREER STATISTICS

Year	Rushing					Receiving					
	G-S	Att	Yds	Avg.	TD	LP	Rec	Yds	Avg.	TD	LP
2014	5-0	0	0	0.0	0	0	2	4	2.0	0	3

FALKINS' CAREER BESTS

Receptions 1 (twice), last vs. Southern Miss, 2014
Receiving Yards 3 vs. FAU, 2014
Long Play 3 vs. FAU, 2014



JALSTON FOWLER
RB
Sr. • 6-1 • 248 • 3L
Mobile, Ala./ Vigor

45


SENIOR (2014): A powerful running back who provides added dimensions of blocking and pass catching at fullback for the Crimson Tide's offensive backfield ... played in all eight games, making starts against West Virginia, Florida Atlantic and Ole Miss ... has six receptions for 52 yards and two touchdowns ... has two rushes on the season for 24 yards ... earned Offensive Player of the Week honors for his play at Arkansas. **West Virginia:** Recorded one catch for seven yards in the season opener against the Mountaineers. **FAU:** His three-yard reception from Jake Coker resulted in the Tide's fourth touchdown of the game. **Florida:** Caught two passes for 21 yards and a touchdown. **Ole Miss:** Started but did not have any statistics. **Arkansas:** Hauled in one reception for nine yards and blocked extremely well at the point of attack to earn Offensive Player of the Week honors. **Texas A&M:** Caught one pass for 12 yards to convert an Alabama third down opportunity deep in Aggies territory. **Tennessee:** Had his first two carries of the season at Tennessee for 24 yards ... his long rush was 20 yards.

FOWLER'S CAREER STATISTICS

Year	Rushing					Receiving					
	G-S	Att	Yds	Avg.	TD	LP	No.	Yds	Avg.	TD	LP
2010	11-0	14	111	7.9	1	36	0	0	0	0	0
2011	13-0	56	385	6.9	4	69	0	0	0	0	0
2012	2-0	11	85	7.7	0	18	1	6	6.0	0	6
2013	13-1	20	88	4.4	0	15	7	15	2.1	5	5
2014	8-3	2	24	12.0	0	20	6	52	8.7	2	19
Total	46-4	103	693	6.7	5	69	14	73	5.2	7	19

FOWLER'S CAREER STATISTICS

Rushes 13 vs. Vanderbilt, 2011
Yards 125 at Ole Miss, 2011
Rushing Touchdowns 2 at Ole Miss, 2011
Long Play 69 at Ole Miss, 2011
Receptions 2 vs. Florida, 2014
Receiving Touchdowns ... 1 (7 times); last vs. Florida, 2014
Long Play 19 vs. Florida, 2014



JOSHUA FRAZIER
DL
Fr. • 6-3 • 335 • HS
Springdale, Ark./ Har-Ber

69

FRESHMAN (2014): Part of Alabama's rotation at defensive line ... has seen playing time against FAU, Southern Miss, Florida and Texas A&M.

FRAZIER'S CAREER STATISTICS

Year	Tackles						Fumbles				
	G-S	TT	UT	AT	TFL	QBH	Sacks	FF	FR	PBU	INT
2014	4-0	0	0	0	0-0	0	0-0	0	0	0	0-0



BRANDON GREENE
TE
So. • 6-5 • 304 • 1L
Ellenwood, Ga./ Cedar Grove

89

SOPHOMORE (2014): Made appearances against FAU, Southern Miss, Florida, Texas A&M and Tennessee this season ... started the year at offensive tackle but moved back to tight end to help with depth.



ADAM GRIFFITH
PK
So. • 5-10 • 188 • 1L
Calhoun, Ga./ Calhoun

99

SOPHOMORE (2014): The Crimson Tide's starting place-kicker and leading scorer in the 2015 season with 63 points (7.9 points per game) ... 9-for-13 this season on field goal attempts and 37-for-38 on extra points ... made 4-of-7 attempts beyond 40 yards this season ... averaging 62.5 yards on 47 kickoffs this season with 13 touchbacks ... named a Lou Groza Award "Star of the Week" and the SEC Special Teams Player of the Week following the season opener against West Virginia ... an Alabama Special Teams Player of the Week by the coaching staff against West Virginia and Florida Atlantic. **West Virginia:** Connected on all four of his field goal attempts, hitting from 47, 41, 27 and 45 yards ... became the first Alabama place-kicker to make three field goals from 40 yards or more since 1993 ... was 3 for 3 on extra points to score 15 points ... kicked off seven times, averaging 64.7 yards per kickoff with three touchbacks. **FAU:** Made good on both of his field goal attempts, hitting from 22 and 28 yards out ... was 5 for 5 on extra points and averaged 64.5 yards on eight kickoffs with two touchbacks. **Southern Miss:** Hit his only field goal attempt from 30 yards out against the Golden Eagles ... hit all seven extra point attempts and averaged 62.0 yards on seven kickoffs with one touchback. **Florida:** Hit all six extra points but missed his first field goal of the season ... was wide left from 45 yards out. **Ole Miss:** Connected from 44 yards after missing from 46 and 51 yards ... hit both extra points ... averaged 55.2 yards on four kickoffs. **Arkansas:** Missed his only field goal attempt from 30 yards out in rainy and windy condition in Fayetteville ... made both extra points in a 14-13

PLAYER PROFILES

win ... averaged 61.3 yards on three kickoffs with one touchdown. **Texas A&M:** Made his only field goal attempt from 30 yards ... connected on seven extra points ... scored 10 points ... kicked off five times for an average of 62 yards with two touchbacks. **Tennessee:** Missed the first extra-point of his career ... scored four points on extra points ... did not attempt a field goal.

GRIFFITH'S CAREER STATISTICS

Year	G-S	Extra Points		Field Goals			Pts.
		XP-A	Pct.	FG-A	Pct.	Long	
2013	8-0	5-5	100.0	1-3	33.3	20	8
2014	8-8	36-37	100.0	9-13	69.2	47	63
Total	16-8	41-42	97.6	10-16	62.5	47	71

FG BREAKDOWN

Year	G-S	1-19	20-29	30-39	40-49	50+
		2013	0-0	1-1	0-1	0-0
2014	0-0	4-4	1-2	4-6	0-1	
Total	0-0	5-5	1-3	4-6	0-2	

KICKOFFS

Year	No.	Yards	Avg.	TB	OB
2014	47	2,939	62.5	13	1
Total	61	3,824	62.7	17	1

GRIFFITH'S CAREER BESTS

Field Goals Made 4 vs. West Virginia, 2014
 Field Goal Attempts 4 vs. West Virginia, 2014
 Long Field Goal 47 vs. West Virginia, 2014
 PAT Made 7 (twice); last vs. Texas A&M, 2014
 PAT Attempts 7 (twice); last vs. Texas A&M, 2014
 Points 15 vs. West Virginia, 2014
 Kickoffs 8 vs. FAU, 2014
 Yards 516 vs. FAU, 2014
 Average 65.0 (3 times); last vs. Tennessee, 2013



SHAUN DION HAMILTON
 LB
 Fr. • 6-1 • 244 • HS
 Montgomery, Ala./ Carver

FRESHMAN (2014): A reserve linebacker who came off the bench in his first appearance in the crimson and white against West Virginia ... plays on special teams for the Tide ... has played in all eight games and has three tackles on the season. **West Virginia:** Recorded one assisted tackle off the bench against the Mountaineers. **Texas A&M:** Came off the bench and made two tackles ... helped limit the SEC top-ranked offense to just 172 yards.

HAMILTON'S CAREER STATISTICS

Year	G-S	Tackles			Fumbles						
		TT	UT	AT	TFL	QBH	Sacks	FF	FR	PBU	INT
2014	8-0	3	0	3	0-0	0	0-0	0	0	0	0-0

HAMILTON'S CAREER BESTS

Tackles 2 vs. Texas A&M, 2014



Da'SHAWN HAND
 DL
 Fr. • 6-4 • 273 • HS
 Woodbridge, Va./ Woodbridge


FRESHMAN (2014): A regular in the Crimson Tide defensive line rotation ... played in six games ... the true freshman defensive end has five tackles on the season with four solo stops and two sacks (-10 yards) ... missed the Arkansas game with injury but returned against Texas A&M. **West Virginia:** Made one solo tackle in his first game for the Crimson Tide. **FAU:** Recorded one assisted tackle against the Owls. **Southern Miss:** Recorded one solo tackle against the Golden Eagles. **Texas A&M:** Credited with his first career sack (-1 yard) in a 59-0 win over the Aggies. **Tennessee:** Recorded his second sack of the season, dropping the Vols quarterback for a loss of nine yards.

HAND'S CAREER STATISTICS

Year	G-S	Tackles				Fumbles					
		TT	UT	AT	TFL	QBH	Sacks	FF	FR	PBU	INT
2014	6-0	5	4	1	2-10	0	2-10	0	0	0	0-0

HAND'S CAREER BESTS

Tackles 1 (five times); last at Tennessee, 2014
 Tackles for Loss 1 (twice); last at Tennessee, 2014
 Sacks 1 (twice); last at Tennessee, 2014



DERRICK HENRY
 RB
 So. • 6-3 • 241 • 1L
 Yulee, Fla./ Yulee

SOPHOMORE (2014): A dynamic running back with exceptional size and speed ... has 530 rushing yards this season on 103 carries ... averaging 5.1 yards per carry with four rushing touchdowns ... has two receptions for 70 yards and a receiving touchdown ... played in all eight games ... has 11 explosive rushes of 12 yards or more while converting 25 first downs, including three on third down ... both receptions have been explosive for Henry, taking screen passes 29 and 41 yards, respectively ... Alabama Offensive Player of the Week after the Florida game. **West Virginia:** Recorded his second straight 100-yard rushing performance and third of his career with 113 yards on 17 carries against the Mountaineers ... averaged 6.6 yards per carry and scored one touchdown. **FAU:** Rushed five times for 23 yards against the Owls, helping Alabama total 190 yards on the ground. **Southern Miss:** Rushed 11 times for 73 yards ... had two rushes of 12 yards or more, including a long of 21 yards. **Florida:** Notched his second 100-yard rushing effort of the season going

for 111 yards on 20 carries against the Gators ... converted three first downs and had two explosive plays ... long rush was 29 yards and added one rushing touchdown ... caught one screen pass and turned it into a 29-yard gain ... finished with 140 all-purpose yards. **Ole Miss:** Rushed 17 times for 37 yards ... converted two first downs. **Arkansas:** Carried the ball seven times for 25 yards with a long rush of eight yards ... converted on first down on the ground, coming on third down. **Texas A&M:** Rushed 10 times for 70 yards for a 7.0 yards per carry average ... long rush was 13 yards ... scored one touchdown on the ground and one in the air ... turned his only reception into a 43-yard touchdown ... finished with 111 all-purpose yards. **Tennessee:** Rushed 16 times for 70 yards and a touchdown ... had two explosive rushes with a long of 28 yards ... converted three first downs, including one on third down.

HENRY'S CAREER STATISTICS

Year	G-S	Rushing				Receiving					
		Att	Yds	Avg	TD	LP	Rec	Yds	Avg	TD	LP
2013	12-0	35	382	10.9	3	80	1	61	61.0	1	61
2014	8-0	103	530	5.1	4	28	2	70	35.0	1	41
Total	20-0	138	912	6.6	7	80	3	131	43.7	2	61

HENRY'S CAREER STATISTICS

Rushes 20 vs. Florida, 2014
 Yards 113 vs. West Virginia, 2014
 Rushing Touchdowns .. 1 (7 times); last vs. Tennessee, 2014
 Long Play 80 vs. Arkansas, 2013
 Receptions 1 (three times); last vs. Texas A&M, 2014
 Receiving Yards 61 vs. Oklahoma, 2013
 Long Play 61 vs. Oklahoma, 2013
 Receiving Touchdowns 1 (twice); last vs. Texas A&M, 2014



GRANT HILL
 OL
 So. • 6-6 • 322 • 1L
 Huntsville, Ala./ Huntsville

SOPHOMORE (2014): A reserve offensive tackle who has seen time in four games this season (FAU, Southern Miss, Florida, Texas A&M) ... earned his most extensive playing time against the Aggies, taking over at right tackle when Austin Shepherd went down with injury ... came on late in the second quarter and finished the game in a 59-0 win.

PLAYER PROFILES

PLAYER PROFILES



O.J. HOWARD
TE
So. • 6-6 • 240 • 1L
Prattville, Ala./
Autauga Academy

88

SOPHOMORE (2014): A potent weapon at tight end for the Crimson Tide ... has started one game and seen action in all eight contests ... has six catches on the season for 150 yards and four first downs ... averaging a team-high 25.0 yards per catch. **Florida:** Made his first two catches of the season against the Gators ... accounted for 22 receiving yards and converted one first down. **Ole Miss:** Turned in his most productive game of the season against the Rebels ... caught three passes for 81 yards, averaging 27.0 yards per catch ... converted two first downs ... hauled in a long catch of 53 yards. **Arkansas:** Turned a shorty pass play into a 47 yard gain in Fayetteville for a first down and his only catch of the game.

HOWARD'S CAREER STATISTICS

Year	G-S	Rec.	Yards	Avg.	TD	LP
2013	13-6	14	269	19.2	2	52
2014	8-1	6	150	25.0	0	53
Total	21-7	20	419	21.0	2	53

HOWARD'S CAREER STATISTICS

Receptions 3 (three times); last at Ole Miss, 2014
Yards 81 at Ole Miss, 2014
Long Play 53 at Ole Miss, 2014
Touchdowns 1 (twice); last vs. LSU, 2013



BRANDON IVORY
DL
Sr. • 6-4 • 308 • 3L
Memphis, Tenn./
East

99

SENIOR (2014): A returning starter at nose guard in the Crimson Tide's base 3-4 defense ... a run stopper who frees the linebackers to make tackles ... has three tackles on the year ... has seen playing time in all eight games this season with starts against Florida and at Arkansas. **Ole Miss:** Made one assisted tackle in Oxford. **Arkansas:** Recorded two assisted tackles while helping to limit the SEC best rushing attack to just 89 yards.

IVORY'S CAREER STATISTICS

Year	Tackles							Fumbles			
	G-S	TT	UT	AT	TFL	QBH	Sacks	FF	FR	PBU	INT
2011	4-0	5	0	5	0-0	0	0-0	0	0-0	0	0-0
2012	13-1	22	7	15	1-3	1	0-0	0	1-0	0	0-0
2013	12-12	24	8	16	1.5-5	1	0-0	0	0-0	1	0-0
2014	8-2	3	0	3	0-0	0	0-0	0	0-0	0	0-0
Total	37-15	54	15	39	2.5-8	2	0-0	0	1-0	1	0-0

IVORY'S CAREER STATISTICS

Tackles 5 at LSU, 2012
Tackles For Loss ... 1 (twice); last vs. Georgia State, 2013
Yards Lost 4 vs. Georgia State, 2013
Fumble Recoveries 1 vs. Western Kentucky, 2012
Quarterback Hurries ... 1 (twice); last vs. Ole Miss, 2013
Pass Breakups 1 vs. Ole Miss, 2013



DOMINICK JACKSON
OL
Jr. • 6-7 • 320 • JC
Cupertino, Calif./
Homestead/College of
San Mateo

76

JUNIOR (2014): A junior college transfer offensive lineman who is challenging for a role along the offensive line ... played in his first game with the Crimson Tide against Florida Atlantic ... also serves as a jumbo-blocking back in goal line situations ... has played in five games (FAU, Southern Miss, Florida, Ole Miss and Texas A&M) ... saw time as a blocking back against Southern Miss, Florida and Ole Miss in goal line situations.



EDDIE JACKSON
DB
So. • 6-0 • 188 • 1L
Lauderdale Lakes, Fla./
Boyd Anderson

4

SOPHOMORE (2014): Penciled in to be a starter at cornerback before tearing his ACL in spring practice ... returned to game action on Sept. 6, against FAU and has played against Southern Miss, Arkansas, Texas A&M and Tennessee ... made the start at cornerback in all five appearances ... registered 17 total tackles, including two for loss (-12 yards), one sack (-11 yards), one recovered fumble (16 yards) and forced a fumble this season. **FAU:** Tied for second on the team with four tackles ... three of his tackles were solo, including one for a loss of a yard ... also forced one fumble. **Southern Miss:** Had one solo stop against the Golden Eagles. **Arkansas:** Started and made six solo tackles ... added a sack (-11 yards). **Texas A&M:** Made this fourth start of the season and recorded two tackles in just over a half of action in a 59-0 win over the Aggies where the Tide limited the SEC top-ranked offense to just 172 yards. **Tennessee:** Recorded four solo tackles in Knoxville ... picked up a Volunteers' fumble and returned it 16 yards to setup the Crimson Tide's fourth touchdown of the first half.

JACKSON'S CAREER STATISTICS

Year	Tackles							Fumbles			
	G-S	TT	UT	AT	TFL	QBH	Sacks	FF	FR	PBU	INT
2013	7-4	19	16	3	1-3	1	0-0	0	2	3	1-0
2014	5-5	17	16	1	2-12	0	1-11	1	1	0	0-0
Total	12-9	36	32	4	3-15	1	1-11	1	3	3	1-0

JACKSON'S CAREER BESTS

Tackles 10 vs. Oklahoma, 2013
Tackles For Loss ... 1 (three times); last at Arkansas, 2014
Yards Lost 11 at Arkansas, 2014
Sacks 1 at Arkansas, 2014
Quarterback Hurries 1 vs. Georgia State, 2013
Interceptions 1 vs. Ole Miss, 2013
Fumble Recoveries 1 (three times); last at Tennessee, 2014
Pass Breakups 2 vs. Ole Miss, 2013



CHRISTION JONES
WR
Sr. • 5-11 • 187 • 3L
Adamsville, Ala./
Minor

22

SENIOR (2014): A preseason All-American who starts at wide receiver, kickoff returner and punt returner ... has 11 catches for 154 yards while averaging 14.0 yards per catch ... has four explosive receptions of 16 yards or more and nine (of 11) first-down catches ... has returned 17 kickoffs for 426 yards for a 25.1 yards per kick average ranks fifth the SEC and ranks 25th nationally ... has 11 punt returns for 90 yards with a long of 47 yards ... has three tackles on the season. **West Virginia:** Caught three passes for 31 yards while returning four kickoffs for 99 yards. **FAU:** Hauled in a 41-yard catch and finished with two receptions for 52 yards ... returned one kickoff for 26 yards and two punts for seven yards. **Southern Miss:** Made four catches for 50 yards with a long of 22 yards ... all four catches converted first downs for the Crimson Tide ... returned four kickoffs for 111 yards with a long of 37 yards ... brought back one punt for 14 yards. **Florida:** Returned three kickoffs for 70 yards, including a long of 28 yards ... returned two punts for 17 yards and caught one pass for four yards. **Ole Miss:** Caught one pass for 17 yards and a first down ... returned three kickoffs for 72 yards and one punt for three yards. **Arkansas:** Started at wide receiver ... did not have a catch ... returned two kickoffs for 48 yards and lost three yards on his only punt return. **Texas A&M:** Produced his longest punt return of the season with a 47-yard return that setup a second-quarter touchdown ... finished with 53 punt return yards on three returns. **Tennessee:** Played only one snap after straining a hamstring in warm-ups.

JONES' CAREER STATISTICS

RECEIVING

Year	G-S	No.	Yards	Avg.	TD	LP
2011	12-0	3	49	16.3	0	30
2012	14-10	27	368	13.6	4	34
2013	13-7	36	349	9.7	2	38
2014	8-6	11	154	14.0	0	41
Total	47-23	77	920	11.9	6	41

PUNT RETURNS

Year	G	No.	Yards	Avg.	TD	LP
2011	12	3	33	11.0	0	18
2012	14	21	213	10.1	0	31
2013	13	23	321	14.0	2	75
2014	8	11	90	8.2	0	47
Total	47	58	657	11.3	2	75

PLAYER PROFILES

KICKOFF RETURNS

Year	G	No.	Yards	Avg.	TD	LP
2011	12	1	32	32.0	0	32
2012	14	8	213	26.6	1	99
2013	13	22	631	28.7	1	94
2014	8	17	426	25.1	0	38
Total	47	48	1,302	27.1	2	99

JONES' CAREER BESTS

Receptions 9 vs. Colorado State, 2013
 Receiving Yards 90 vs. Colorado State, 2013
 Long Reception 41 vs. FAU, 2014
 Punt Returns 4 (3 times); last vs. Colorado State, 2013
 Punt Return Yards 100 vs. Virginia Tech, 2013
 Long Punt Return 75 vs. Chattanooga, 2013
 Kickoff Returns 4 (3 times); last vs. Southern Miss, 2014
 Kickoff Return Yards 142 vs. Ole Miss, 2012
 Long Kickoff Return 99 vs. Ole Miss, 2012
 Touchdowns 3 vs. Virginia Tech, 2013



CYRUS JONES
 DB
 Jr. • 5-10 • 194 • 2L
 Baltimore, Md./
 Gilman

JUNIOR (2014): Earned one of the starting jobs at cornerback with a strong fall camp ... has 26 tackles, two tackles for loss (-10 yards), two forced fumbles, one interception and five pass breakups ... forced fumble at Ole Miss and returned it 17 yards for a touchdown ... also has three punt returns for 77 yards and four kickoff return for 77 yards. **West Virginia:** Recorded a career-high seven tackles and one pass breakup. **FAU:** Had three solo tackles, a forced fumble and a 70-yard punt return, the longest of his career. **Southern Miss:** Tallied one solo stop versus the Golden Eagles. **Florida:** Added a pair of tackles, both solo, for the Tide defense. **Ole Miss:** Proved to be a player maker on defense against the Rebels ... punched the ball loose from a Rebels' running back late in the second quarter and returned it for a 17-yard touchdown ... made three tackles from his starting cornerback spot, all solo, and broke up two passes. **Arkansas:** Registered one tackle for loss (-9 yards) ... added a pass break up and returned two punts for seven yards. **Texas A&M:** Notched six tackles, including four solo stops as the Tide held the Aggies 218 yards below their season average in the passing game and 393 yards off their total offense pace. **Tennessee:** Recorded three solo tackles in a 34-20 win in Knoxville ... intercepted his first pass of the season and added a pass breakup ... also returned kickoffs in the absence of Christian Jones with three for 57 yards.

JONES' CAREER STATISTICS

Year	Tackles						Fumbles					
	G-S	TT	UT	AT	TFL	QBH	Sacks	FF	FR	PBU	Int	
2012	11-0	0	0	0	0-0	0	0-0	0	0	0	0-0	
2013	11-5	25	18	7	1.5-10	0	1-10	0	0	7	2-1	
2014	8-8	26	21	5	2.0-10	0	0-0	2	1	5	1-(-5)	
Total	30-13	51	39	12	3.5-20	0	1-1.0	2	1	12	3-(-4)	

RECEIVING

Year	G-S	No.	Yards	Avg.	TD	LP
2012	11-0	4	51	12.8	0	35
Total	11-0	4	51	12.8	0	35

PUNT RETURNS

Year	G	No.	Yards	Avg.	TD	LP
2012	11	8	61	7.6	0	32
2013	11	0	0	0	0	0
2014	8	3	77	25.7	0	70
Total	30	11	138	12.5	0	70

KICKOFF RETURNS

Year	G	No.	Yards	Avg.	TD	LP
2012	11	10	250	25.0	0	41
2013	11	0	0	0	0	0
2014	8	4	77	19.2	0	20
Total	30	14	327	23.4	0	41

JONES' CAREER BESTS

Tackles 7 vs. West Virginia, 2014
 Tackles for Loss 1 (twice); last at Arkansas, 2014
 Yards Lost 10 vs. LSU, 2013
 Sacks 1 vs. LSU, 2013
 Pass Breakups 2 (twice); last at Ole Miss, 2014
 Interceptions 1 (three times); last at Tennessee, 2014
 Forced Fumble 1 (twice); last at Ole Miss, 2014
 Touchdowns 1 at Ole Miss, 2014
 Receptions 2 vs. Western Carolina, 2012
 Receiving Yards 35 vs. Florida Atlantic, 2012
 Long Reception 35 vs. Florida Atlantic, 2012
 Punt Returns 4 at Tennessee, 2012
 Punt Return Yards 70 vs. FAU, 2014
 Long Punt Return 70 vs. FAU, 2014
 Kickoff Returns 4 vs. Georgia, 2012
 Kickoff Return Yards 89 vs. Georgia, 2012
 Long Kickoff Return 41 vs. Mississippi State, 2012



HOOTIE JONES
 DB
 Fr. • 6-2 • 221 • HS
 Monroe, La./
 Neville

FRESHMAN (2014): Played in three games off the bench as a true freshman ... has two tackles on the season. **FAU:** Made his first appearance in the crimson and white. **Southern Miss:** Recorded one tackle in the win over the Golden Eagles. **Texas A&M:** Came off the bench to record one assisted tackle in the second half.

JONES' CAREER STATISTICS

Year	Tackles						Fumbles					
	G-S	TT	UT	AT	TFL	QBH	Sacks	FF	FR	PBU	INT	
2014	3-0	2	0	2	0-0	0	0-0	0	0	0	0-0	

JONES' CAREER BESTS

Tackles 1 (twice); last vs. Texas A&M, 2014



TYREN JONES
 RB
 Fr. • 5-9 • 212 • RS
 Marietta, Ga./
 Walton


REDSHIRT FRESHMAN (2014): Redshirt freshman running back who is working to develop a role in the Tide's rotation ... appeared in five games for the Crimson Tide in a reserve role ... recorded the first touchdown of his career late in the Southern Miss game ... has 22 carries for 123 yards on the year ... averaging 5.6 yards per rush. **FAU:** Added 33 yards on four carries. **Southern Miss:** Had seven rushes for 57 yards and a touchdown ... recorded a career-long 22-yard run. **Florida:** Registered two carries in the win over the Gators. **Texas A&M:** Came into the game in the second half and rushed a career-high nine times for 34 yards ... had one explosive rush of 12 yards.

JONES' CAREER STATISTICS

Year	Rushing					Receiving					
	G-S	Att	Yds	Avg.	TD	LP	No.	Yds	Avg.	TD	LP
2014	5-0	22	123	5.6	1	22	0	0	0.0	0	0

JONES' CAREER STATISTICS

Rushes 9 vs. Texas A&M, 2014
 Yards 57 vs. Southern Miss, 2014
 Long Play 22 vs. Southern Miss, 2014



RYAN KELLY
 OL
 Jr. • 6-5 • 296 • 2L
 West Chester, Ohio/
 Lakota West

JUNIOR (2014): A second-year starter at center who makes calls and anchors the Crimson Tide's offensive line ... a member of the Rimington Trophy watch list ... makes all of the offensive line calls and checks ... started six games at center this season ... helps lead an offensive line that is averaging 218.6 yards rushing per game sixth in the SEC and 28th nationally) and has surrendered just eight sacks this season to rank second in the SEC and 11th nationally (1.00 per game) ... blocking for 508.9 yards of total offense per game (second in the SEC and 11th nationally) ... missed just four assignments in 404 snaps this season ... has not allowed a sack ... blocked for four 100-yard rushers this season and 14 in his starting career ... selected as Alabama's Offensive Player of the Game at Tennessee. **West Virginia:** Opened holes for two 100-yard rushers as T.J. Yeldon went for 126 yards and two touchdowns and Derrick Henry added 113 yards and one score ... blocked for 538 yards of total offense with no sacks allowed. **FAU:** Graded out at a team-best


PLAYER PROFILES

PLAYER PROFILES

93 percent with one knockdown block and no missed assignments ... opened holes for 190 yards on the ground while providing time for 430 yards through the air, which is the second-most yards in school history ... did not allow a sack in 38 pass attempts. **Southern Miss:** Did not miss an assignment and helped the Tide roll up 333 yards on the ground and 546 yards of total offense ... had two knockdown blocks. **Florida:** Blocked for the second-most yards in school history as the Crimson Tide compiled 672 total yards, including 449 in the air and 223 on the ground ... blocked for his third 100-yard rushing game of the season as Henry gained 111 yards on 20 carries ... had two knockdown blocks and played 90 snaps. **Ole Miss:** Helped Alabama rush for 168 yards and pass for 228 in a loss at Ole Miss ... left the game in the second with a sprained knee. **Tennessee:** Returned to the starting lineup after missing two weeks with a knee injury ... graded out at a team-high 89 percent and added two knockdown blocks ... earned Offensive Player of the Week honors from the Tide coaching staff.

... blocked for the second-most yards in school history as the Crimson Tide compiled 672 total yards, including 449 in the air and 223 on the ground ... blocked for his third 100-yard rushing game of the season as Henry gained 111 yards on 20 carries ... named an Offensive Player of the Week by the Crimson Tide coaching staff. **Ole Miss:** Helped Alabama rush for 168 yards and pass for 228 in a loss at Ole Miss ... did not surrender a sack ... graded out at 90 percent with four knockdown blocks. **Arkansas:** Second-highest grade on the team ... one knockdown block ... did not miss an assignment. **Texas A&M:** Earned SEC Offensive Lineman of the Week honors after a historic offensive performance from the Tide with 602 yards of total offense and 59 points ... graded out at 90 percent in 54 snaps as the starting unit left the game after the first drive of the third quarter. **Tennessee:** Recorded three knockdown blocks as the Crimson Tide posted a 34-20 win in Knoxville ... opened holes for 183 yards rushing and 469 total yards.

PLAYER PROFILES



ARIE KOUANDJIO
OL
Sr. • 6-5 • 315 • 2L
Hyattsville, Md./
DeMatha Catholic

77

SENIOR (2014): Returns for his second year as the Crimson Tide's starting left guard ... a member of the Outland Trophy and Lombardi Award watch lists ... first team midseason All-American by CBS.com ... has 20 knockdown blocks on the season ... just three missed assignments in 539 snaps this season and has not surrendered a sack ... helps lead an offensive line that is averaging 218.6 yards rushing per game sixth in the SEC and 28th nationally) and has surrendered just eight sacks this season to rank second in the SEC and 11th nationally (1.00 per game) ... blocking for 508.9 yards of total offense per game (second in the SEC and 11th nationally) ... blocked for five 100-yard rushers this season and 15 in his career as a starter ... named an Offensive Player of the Week by the UA coaches after the Florida and Texas A&M games and the SEC Lineman of the Week against the Aggies. **West Virginia:** Opened holes for two 100-yard rushers as T.J. Yeldon went for 126 yards and two touchdowns and Derrick Henry added 113 yards and one score ... blocked for 538 total yards, including 538 yards of total offense with no sacks allowed. **FAU:** Recorded two knockdown blocks and graded out at 90 percent ... opened holes for 190 yards on the ground while providing time for 430 yards through the air, which is the second-most yards in school history ... did not allow a sack in 38 pass attempts. **Southern Miss:** Helped the Tide account for 333 yards on the ground and 546 yards of total offense ... graded out at 88 percent ... tied for the team lead with four knockdown blocks ... did not have a missed assignment. **Florida:** Had six knockdown blocks ... graded out at 90 percent



DARREN LAKE
DL
Jr. • 6-3 • 323 • 2L
York, Ala./
Sumter Central

95

JUNIOR (2014): Reserve nose tackle who is a key to the Crimson Tide's run-stopping defense ... made his Crimson Tide debut against Southern Miss and played extensively at Arkansas while seeing action against Texas A&M ... has two assisted tackles on the season with one at Arkansas and one against the Aggies.

LAKE'S CAREER STATISTICS

Year	Tackles					Fumbles					
	G-S	TT	UT	AT	TFL	QBH	Sacks	FF	FR	PBU	INT
2012	8-0	3	1	2	1-1	0	0-0	0	0-0	0	0-0
2013	13-0	15	8	7	0-0	0	0-0	0	0-0	0	0-0
2014	3-0	2	0	2	0-0	0	0-0	0	0-0	0	0-0
Total	24-0	20	9	11	1-1	0	0-0	0	0-0	0	0-0

LAKE'S CAREER BESTS

Tackles 5 at Kentucky, 2013
Tackles For Loss 1 vs. Auburn, 2012
Yards Lost 1 vs. Auburn, 2012



DILLON LEE
LB
Jr. • 6-4 • 243 • 2L
Buford, Ga./
Buford

25

JUNIOR (2014): A reserve outside linebacker who has the ability to move inside as well in the Alabama defense ... also a stalwart on special teams ... has played in all eight games ... has 15 tackles (seven solo) on the season. **FAU:** Had three tackles (one solo) in win over the Owls.

Arkansas: Started his first game of the season and recorded a then career-high four tackles (three solo) as the Tide held the Razorbacks to 89 yards rushing. **Texas A&M:** Recorded a career-high six tackles and helped limit the SEC top-ranked offense to 172 yards, including just 31 yards rushing. **Tennessee:** Made two solo tackles for the Crimson Tide in a 34-2 win in Knoxville.

LEE'S CAREER STATISTICS

Year	Tackles					Fumbles					
	G-S	TT	UT	AT	TFL	QBH	Sacks	FF	FR	PBU	INT
2012	8-0	1	1	0	0-0	0	0-0	0	0-0	0	1
2013	13-0	16	7	9	0-0	2	0-0	0	1-6	0	0
2014	8-1	15	7	8	0-0	0	0-0	0	0-0	0	0
Total	29-1	32	15	17	0-0	2	0-0	0	1-6	0	1

LEE'S CAREER BESTS

Tackles 6 vs. Texas A&M, 2014
Quarterback Hurries 2 vs. Arkansas, 2013
Fumble Recoveries 1 vs. Georgia State, 2013
Interceptions 1 vs. Michigan, 2012



ISAAC LUATUA
OL
Jr. • 6-2 • 315 • 1L
La Mirada, Calif./
La Mirada

68

JUNIOR (2014): A powerful offensive lineman who has been a valuable reserve on the interior of the offensive line ... played in four games this season, coming off the bench at guard against Florida Atlantic, Southern Miss, Florida and Texas A&M.



COLE MAZZA
SN
So. • 6-1 • 251 • 1L
Bakersfield, Calif./
Liberty

55

SOPHOMORE (2014): Started all eight games in 2014 and 21 straight over the past two seasons ... perfect on 78 snapping opportunities as a sophomore, including 38 extra points, 13 field goals and 27 punts ... has one tackle on the season against Texas A&M.

PLAYER PROFILES




MICHAEL NYSEWANDER
TE
Sr. • 6-1 • 238 • SQ
46
Hoover, Ala./Hoover

SENIOR (2014): A reserve tight end who has seen action in six games this season ... has one catch for nine yards ... played against West Virginia, FAU, Southern Miss, Florida, Texas A&M and Tennessee. **Southern Miss:** Made his first career catch, a nine-yard reception.

NYSEWANDER'S CAREER STATISTICS

RECEIVING						
Year	G-S	Rec.	Yards	Avg.	TD	LP
2014	5-0	1	9	9.0	0	9

NYSEWANDER'S CAREER BESTS
Receptions 1 vs. Southern Miss, 2014
Receiving Yards 9 vs. Southern Miss, 2014



NICK PERRY
DB
Sr. • 6-1 • 211 • 3L
27
Prattville, Ala./Prattville

SENIOR (2014): Earned the starting free safety job ... played in all eight games with seven starts ... missed the first half of the Florida game after being penalized for targeting in the third quarter of the Southern Miss game ... has 36 tackles on the season with 27 solo stops, one quarterback hurry, three pass breakups and one tackle for loss (-2 yards). **West Virginia:** Made six tackles with five solo stops ... recorded his first tackle for loss of the season (-2 yards) ... added a forced fumble. **FAU:** Started and recorded one solo tackle. **Southern Miss:** Made one solo tackle before being ejected for targeting early in the third quarter. **Florida:** Came off the bench to play in the second half after sitting out the first due to a targeting penalty ... did not have a tackle. **Ole Miss:** Started and led the team in tackles with 10 ... second career double-digit tackle performance ... made seven solo stops. **Arkansas:** Registered five tackles with two solo stops, one quarterback hurry and one pass breakup. **Texas A&M:** Made five tackles with three solo stops ... added two pass breakups ... helped limited the SEC's top-ranked offense to just 172 yards, 393 yards below their average ... also held A&M to 218 passing yards below its average. **Tennessee:** Recorded a season-high eight solo tackles in Knoxville.

PERRY'S CAREER STATISTICS

Year	Tackles					Fumbles					
	G-S	TT	UT	AT	TFL	QBH	Sacks	FF	FR	PBU	INT
2010	4-0	1	1	0	0-0	0	0-0	0	0-0	1	0-0
2011	9-0	2	1	1	0-0	0	0-0	0	0-0	0	0-0
2012	14-4	38	18	20	2-7	0	1-7	0	1-0	2	0-0
2013	2-0	0	0	0	0-0	0	0-0	0	0-0	1	0-0
2014	8-7	36	27	9	1-2	1	0-0	0	0-0	3	0-0
Totals	37-11	77	47	30	3-9	1	1-7	0	1-0	7	0-0

PERRY'S CAREER BESTS
Tackles 10 (twice); last at Ole Miss, 2014
Tackles for Loss 1 (twice); last vs. West Virginia, 2014
Sacks 1 vs. Ole Miss, 2012



D.J. PETTWAY
DE
Jr. • 6-3 • 265 • JC
57
Pensacola, Fla./Catholic/E. Mississippi JC

JUNIOR (2014): Returned after a year in junior college and earned an extensive role at defensive end after a solid spring and fall camp ... has played in all eight games with one start ... has 12 tackles with five solo stops, 1.5 tackles for loss (-5 yards), half of a sack, two pass breakups and a quarterback hurry. **West Virginia:** Started at defensive end against the Mountaineers and made three tackles with two solo stops ... helped limit WVU to just 28 rushing yards. **FAU:** Made two assisted tackles against the Owls. **Southern Miss:** Recorded a solo tackle against USM ... helped limit the Golden Eagles to just 56 rushing yards on 18 attempts. **Florida:** Broke up a pass and added a quarterback hurry. **Ole Miss:** Made one solo tackle coming off the bench. **Texas A&M:** Registered half of a sack (-2 yards) with a career-high four tackles (all assisted). **Tennessee:** Came off the bench as part of the defensive line rotation and made one solo tackle.

PETTWAY'S CAREER STATISTICS

Year	Tackles					Fumbles					
	G-S	TT	UT	AT	TFL	QBH	Sacks	FF	FR	PBU	INT
2012	13-0	8	3	5	4-25	1	2.5-20	0	0-0	0	0-0
2014	8-1	12	5	7	1.5-5	2	0.5-2	0	0-0	2	0-0
Total	21-1	20	8	12	5.5-30	3	3-22	0	0-0	2	0-0

PETTWAY'S CAREER BESTS
Tackles 4 vs. Texas A&M, 2014
Tackles for Loss 1 (four times); last at Ole Miss, 2014
Yards Lost 11 vs. Notre Dame, 2012
Sacks 1 (two times); last vs. Notre Dame, 2012
Yards Lost 11 vs. Notre Dame, 2012
Quarterback Hurries . 1 (three times), last vs. Texas A&M, 2014



REGGIE RAGLAND
LB
Jr. • 6-2 • 254 • 2L
19
Madison, Ala./Bob Jones

JUNIOR (2014): Won the starting job at will linebacker ... member of the Butkus Award Watch List ... started his first career game against West Virginia in the Chick-fil-A Kickoff Game and has seven starts on the season while playing in all eight games ... recorded a team-high 56 tackles on the season with 27 solo stops, an interception, one forced fumble, two fumble recoveries, one quarterback hurry and three pass breakups ... has 6.5 tackles for loss (-18 yards) and 1.5 sacks (-12 yards) ... named the Defensive Player of the Week by the Alabama coaching staff following the Ole Miss and Texas A&M games. **West Virginia:** Made six tackles against the Mountaineers with one solo stop and one pass breakup. **FAU:** Led the team with five tackles including three solo stops ... notched his first career sack (-6 yards), had 1.5 tackles for loss and recovered a fumble ... helped limit the Owls to just 57 yards rushing and 145 total yards. **Florida:** Started and made a team-high eight tackles with five solo stops ... also recovered a Gator fumble and added a quarterback hurry. **Ole Miss:** Earned coaching staff Defensive Player of the Week honors after making nine tackles with three solo stops ... notched 1.5 tackles for loss (-3 yards). **Arkansas:** Led the team with a career high 12 tackles with seven solo stops ... recorded 0.5 tackles for loss (-1 yard) ... had one pass breakup. **Texas A&M:** Earned Alabama Defensive Player of the Week honors for his play against the Aggies ... made seven tackles with two solo stops, 1.5 tackles for loss (-7 yards) and half of a sack (-6 yards) ... intercepted his first career pass with an impressive-leaping pick ... helped limited the SEC top-ranked offense to just 172 yards, 393 yards below its average and just 31 yards rushing. **Tennessee:** Recorded a team-high nine tackles in Knoxville, making six solo stops ... had 1.5 tackles for loss and forced a second-quarter fumble that setup the Tide's fourth touchdown ... also broke up his third pass of the season.

RAGLAND'S CAREER STATISTICS

Year	Tackles					Fumbles					
	G-S	TT	UT	AT	TFL	QBH	Sacks	FF	FR	PBU	INT
2012	11-0	8	5	3	0-0	0	0-0	1	0-0	0	0-0
2013	13-0	17	6	11	0.5-1	0	0-0	0	0-0	0	0-0
2014	8-7	56	27	29	6.5-18	1	1.5-12	1	2-0	3	1-1
Total	32-7	81	38	43	7.0-19	1	1.5-12	2	2-0	3	1-1

RAGLAND'S CAREER BESTS
Tackles 12 at Arkansas, 2014
Tackles for Loss 1.5 (four times); last at Tennessee, 2014
Yards Lost 7 vs. Texas A&M, 2014
Forced Fumble 1 at Tennessee, 2014
Quarterback Hurry 1 vs. Florida, 2014
Pass Breakup 1 (three times); last at Tennessee, 2014

PLAYER PROFILES

PLAYER PROFILES



JARRAN REED

DL

Jr. • 6-4 • 315 • JC

Goldsboro, N.C./
Goldsboro/E. Mississippi JC

90


JUNIOR (2014): A junior college transfer who arrived in January and has bolstered the Alabama defensive line ... has played in all eight games with seven starts ... has 20 tackles, two tackle for loss (-3 yards), one sack (-1 yard) and a team-high five pass breakups ... earned Alabama Defensive Player of the Week honors following the Florida game. **West Virginia:** Made two tackles and batted down one Clint Trickett pass. **FAU:** Made one assisted tackle. **Southern Miss:** Had one solo stop against the Golden Eagles. **Florida:** Recorded a career-best five tackles with a tackle for loss (-2 yards) and broke up a pass. **Ole Miss:** Started and made two assisted tackles while breaking up one pass. **Arkansas:** Registered his first career sack while making a career-high five tackles — all solo ... also batted down a career-best two passes at the line of scrimmage. **Texas A&M:** Started and made one assisted tackle as the Tide limited the SEC top-ranked offense to just 172 total yards and a mere 31 yards rushing. **Tennessee:** Notched three tackles with a solo stop.

REED'S CAREER STATISTICS

Year	Tackles						Fumbles				
	G-S	TT	UT	AT	TFL	QBH	Sacks	FF	FR	PBU	INT
2014	8-6	20	10	10	2.0-3	0	1-1	0	0-0	5	0-0

REED'S CAREER BESTS

Tackles 5 at Arkansas, 2014
Tackles for Loss 1 (twice); last at Arkansas, 2014
Sacks 1 at Arkansas, 2014
Pass Breakups 2 at Arkansas, 2014



A'SHAWN ROBINSON

DL

So. • 6-4 • 320 • 1L

Fort Worth, Texas/
Arlington Heights

86

SOPHOMORE (2014): A returning freshman All-American and preseason All-American ... starts at nose tackle with extra defensive backs in the game and at the five-technique defensive tackle in the Crimson Tide's base 3-4 alignment ... started seven games and played in all eight for the Crimson Tide ... has 21 tackles on the season with 3.0 tackles for loss (-5 yards), a forced fumble, two quarterback hurries, a pass deflection and a blocked PAT ... earned Special Teams Player of the Week honors following the Ole Miss game. **FAU:** Logged four tackles with two solo stops while limiting the Owls to 57 yards rushing and just 145 total yards ...


notched half of a tackle for loss of (-1 yard). **Southern Miss:** Knocked down a Golden Eagles pass at the line of scrimmage in his second start of the season ... added one assisted tackle as the Tide limited USM to just 56 yards rushing. **Florida:** Registered a quarterback hurry and one assisted tackle as the Tide limited the Gators to just 200 total yards. **Ole Miss:** Earned Special Teams Player of the Week honors after blocking a critical point-after touchdown late in the fourth quarter, giving Alabama a chance to win ... added three assisted tackles and half of a tackle for loss (-1 yard). **Arkansas:** Made five tackles with two solo stops and 1.5 tackles (-1 yard) for loss and forced his first career fumble. **Texas A&M:** Had one quarterback hurry and helped limited the SEC top-ranked offense to just 172 yards, 393 yards below its average, and 31 yards rushing. **Tennessee:** Recorded a career-high seven tackles with two solo stops and half of a tackle for loss (-2 yards).

ROBINSON'S CAREER STATISTICS

Year	Tackles						Fumbles				
	G-S	TT	UT	AT	TFL	QBH	Sacks	FF	FR	PBU	INT
2013	13-2	38	15	23	8-40	5	5.5-34	0	0-0	0	0-0
2014	8-7	21	6	15	3-5	2	0-0	1	0-0	1	0-0
Total	21-9	59	21	38	11-45	7	5.5-34	1	0-0	1	0-0

ROBINSON'S CAREER BESTS

Tackles 7 at Tennessee, 2014
Tackles for Loss 2 at Kentucky, 2013
Yards Lost 14 at Kentucky 2013
Quarterback Hurries ... 2 (twice); last vs. Tennessee, 2013
Sacks 2 at Kentucky, 2013
Forced Fumble 1 at Arkansas, 2014
Blocked Field Goals 1 vs. Chattanooga, 2013
Blocked Point After Touchdown 1 at Ole Miss, 2014



CAM ROBINSON

OL


Fr. • 6-6 • 323 • HS

Monroe, La./
West Monroe

74

FRESHMAN (2014): The first true freshman to start at left offensive tackle since Andre Smith in 2006 ... has a team-high 24 knockdown blocks on the season while surrendering just one sack in 507 snaps ... helps lead an offensive line that is averaging 218.6 yards rushing per game sixth in the SEC and 28th nationally) and has surrendered just eight sacks this season to rank second in the SEC and 11th nationally (1.00 per game) ... blocking for 508.9 yards of total offense per game (second in the SEC and 11th nationally) ... blocked for five 100-yard rushers. **West Virginia:** Had one knockdown block while helping open holes for two 100-yard rushers as T.J. Yeldon went for 126 yards and two touchdowns and Derrick Henry added 113 yards and one score ... blocked for 538 yards of total offense with no sacks allowed. **FAU:** Recorded a knockdown block and helped block for 190 yards on the ground while providing time for 430 yards through the air, which is the second-most yards in school history ... did not allow a sack in 38 pass attempts. **Southern Miss:** Had a four knockdown blocks as Alabama

accounted for 333 on the ground and 547 total yards. **Florida:** Recorded a team-high seven knockdown blocks and opened holes for the second-most yards in school history as the Crimson Tide compiled 672 total yards, including 449 in the air and 223 on the ground ... blocked for his third 100-yard rushing game of the season as Henry gained 111 yards on 20 carries. **Ole Miss:** Recorded a team-high six knockdown blocks and graded out as the second best on the team ... did not allow a sack. **Arkansas:** Had two knockdown blocks and did not allow a sack. **Texas A&M:** Opened holes for a historic offensive performance from the Tide with 602 yards of total offense and 59 points ... blocked for 298 yards rushing.



JK SCOTT

P

Fr. • 6-4 • 185 • HS

Denver, Colo./
Mullen

15

FRESHMAN (2014): A true freshman who easily won the starting duties at punter and ranks fourth nationally in punting with a 46.6 yards per punt average ... one of the leading candidates for first team All-America honors and the Ray Guy Award, which goes to the nation's best punter ... named the Ray Guy Award National Punter of the Week and SEC Special Teams Player of the Week following the Arkansas game ... has seven starts on the season ... boomed his first collegiate kick 62 yards, sending the West Virginia returner racing toward his end zone to field the punt and lose one yard on the return ... punted 27 times for 1,258 yards, which leads the SEC ... averaging 43.56 net yards per punt to rank second nationally and first in the SEC ... has allowed just five punt returns all season for 22 yards (4.4 yards per return) ... has 11 punts of more than 50 yards, three of which were over 60 yards with a long of 64 ... dropped 16 of 27 (59.3 percent) punts inside the opponent's 20-yard line, which is the best in the nation ... forced eight fair catches with three touchbacks ... kicked off seven times for a 60.8-yard average with one touchback ... named the Special Teams Player of the Week against West Virginia, Ole Miss, Arkansas and Tennessee. **West Virginia:** Averaged 50.5 yards on two punts with a 62-yarder on his first career punt ... left the 62-yard punt on the Mountaineers' seven-yard line ... forced a fair catch on his second punt of the game. **FAU:** Penciled in as the starter but did not need to punt against FAU. **Southern Miss:** Landed his only punt of the game on the Golden Eagles' nine-yard line, forcing a fair catch ... punt was 34 yards ... kicked off two times for a 65.0-yard average with one touchback. **Florida:** Punted two times for an average of 43.5 yards ... had a long of 57 yards. **Ole Miss:** Turned in the best game to date of his young career with a 51.8-yard average, three kicks inside the 20-yard line, three over 50 yards, including a career-long of 64 yards ... had two touchbacks. **Arkansas:** Named the Ray Guy Award Player of

PLAYER PROFILES

the Week and SEC Special Teams Player of the Week for his performance against the Razorbacks ... punted a career-high eight times, with seven pined inside the opponent's 20-yard line ... had three punts over 50 yards ... averaged 44.2 yards per kick while also netting 44.2 yards per punt. **Texas A&M:** Averaged 50.0 yards on four punts with a long of 56 yards ... placed one punt inside the Aggies' 20-yard line ... two punts were over 50 yards. **Tennessee:** Recorded three knockdown blocks as the Crimson Tide posted a 34-20 win in Knoxville ... opened holes for 183 yards rushing and 469 total yards ... injury limited him to just 33 snaps. **Tennessee:** Earned Special Teams Player of the Week honors from the coaching staff for the fourth time this season for his performance in Knoxville ... averaged 42.8 yards on four punts with three landing inside the Vols' 20-yard line ... booted his third 60-plus yard punt while forcing three fair catches ... the only punt returned lost four yards.

SCOTT'S CAREER STATISTICS

Year	PUNTING			In				Ret.				Net
	G-S	No.	Yds	Avg.	Lng	20	50+	Blk	Yds	Yds	Avg.	
2014	7-7	27	1,258	46.6	64	16	11	0	22	1,236	46.1	

SCOTT'S CAREER HIGHS

Punts	8 at Arkansas, 2014
Yards	354 at Arkansas, 2014
Long	64 at Ole Miss, 2014
Average	51.8 (6 punts) at Ole Miss, 2014
Inside 20	7 at Arkansas, 2014
50+ Yards	3 (twice); last at Arkansas, 2014



AUSTIN SHEPHERD
OL
Sr. • 6-5 • 320 • 3L
Buford, Ga./ North Gwinnett

79

SENIOR (2014): A second-year starter at right tackle who has allowed just two sacks in his 21 career starts with only one this season ... has only five missed assignments in 538 snaps this season ... recorded 17 knockdown blocks this year ... helps lead an offensive line that is averaging 218.6 yards rushing per game sixth in the SEC and 28th nationally) and has surrendered just eight sacks this season to rank second in the SEC and 11th nationally (1.00 per game) ... blocking for 508.9 yards of total offense per game (second in the SEC and 11th nationally) ... blocked for five 100-yard rushers this season and 15 in his career as a starter. **West Virginia:** Opened holes for two 100-yard rushers as T.J. Yeldon went for 126 yards and two touchdowns and Derrick Henry added 113 yards and one score ... blocked for 538 yards of total offense with no sacks allowed ... graded out at a team-high 88 percent. **FAU:** Graded out at 88 percent with two knockdown blocks and no missed assignments ... opened holes for 190 yards on the ground while providing time for 430 yards through the air, which is the second-most yards in school history ... did not allow a sack in 38 pass attempts. **Southern Miss:** Recorded a team-high five knockdown

blocks and graded out at a team-high 92 percent ... helped block for 333 yards on the ground and 547 total yards. **Florida:** Blocked for the second-most yards in school history as the Crimson Tide complied 672 total yards, including 449 in the air and 223 on the ground ... blocked for his third 100-yard rushing game of the season as Henry gained 111 yards on 20 carries ... did not surrender a sack. **Ole Miss:** Helped Alabama rush for 168 yards and pass for 228 in a loss at Ole Miss ... did not surrender a sack or commit a mental error ... had one knockdown block. **Arkansas:** Allowed his only sack of the season ... had one knockdown block. **Texas A&M:** The Tide's highest grading offensive lineman at 91 percent in a historic offensive performance from the Tide with 602 yards of total offense and 59 points ... opened holes for 298 yards rushing and did not allow a sack with one knockdown block. **Tennessee:** Recorded a career-best six knockdown blocks as the Crimson Tide posted a 34-20 win in Knoxville ... opened holes for 183 yards rushing and 469 total yards.



BLAKE SIMS
QB
Sr. • 6-0 • 208 • 3L
Gainesville, Ga./ Gainesville

6

SENIOR (2014): The senior started his first career game in the season opener against West Virginia and has progressed into one of the nation's best quarterbacks ... a semifinalist for the Davey O'Brien Award, which goes to the country's best quarterback ... has started all eight games in 2014 ... set Alabama records for the most completions and attempts of any quarterback in a starting debut ... also recorded the second-highest passing total in a single game in school history with 445 yards against Florida ... has thrown for 2,034 yards this season on 131-of-200 passing, good for a 65.5 percent completion percentage, which ranks 19th nationally and third in the SEC ... has thrown 15 touchdowns and only three interceptions ... has 46 rushes on the season for 250 yards and five touchdowns while converting 14 first downs on the ground ... has a 172.7 quarterback efficiency rating that ranks third nationally and first in the SEC ... has 44 explosive passes of 16 yards or more this season ... has 2,284 yards of total offense through eight games (285.5 ypg), which is just 41 yards outside of the top 10 single-season totals in school history ... named the Walter Camp National Player of the Week and a Manning Award Star of the Week after the Florida game. **West Virginia:** Led Alabama to a 33-23 victory in his first start ... completed 24-of-33 passes for 250 yards and one interception ... set UA records for completions and attempts in his first start at quarterback ... rushed six times for 42 yards. **FAU:** Completed 85.7 percent of his passes (12-of-14), which is the fifth-best percentage among quarterbacks with a minimum of 10 completions in a single game in school history ... threw for 228 yards and two touchdowns in four drives

as a starter, leading the Tide to 21 points ... rushed for a seven-yard touchdown to open the scoring, and found Amari Cooper on a 52-yard scoring play and Kenyan Drake from 39 yards out. **Southern Miss:** Completed 12-of-17 passes for 168 yards and two touchdowns ... found Cooper on a 22-yard scoring strike and tight end Brian Vogler from five yards out ... rushed five times for 46 yards with a touchdown and a long rush of 20 yards. **Florida:** Set career highs with 445 yards passing and four touchdowns ... rushed eight times for 39 yards to finish with an Alabama-record 484 yards of total offense ... the 445 yards passing was the second-highest total in school history ... completed 23-of-33 passes with one interception ... hooked up on the longest pass play of his career with an 87-yard completion to Drake on the first play of the game ... named the Walter Camp National Player of the Week for his efforts. **Ole Miss:** Threw for 228 yards on 19-of-31 passing with one interception ... completed six explosive plays of 16 yards or more ... rushed seven times for eight yards with one sack ... also scored his third rushing touchdown of the season on a naked bootleg from one-yard out. **Arkansas:** Completed 11-of-21 passes for 161 yards and two touchdowns ... did not throw an interception ... long pass play was 47 yards to O.J. Howard ... had two explosive plays ... sacked twice to finish with five yards rushing on seven carries. **Texas A&M:** Threw for 268 yards and three touchdowns against no interceptions ... completed 16-of-27 passes with scoring strikes of 45 and 24 and 45 yards to Cooper, a 41-yard score to Derrick Henry ... rushed four times for 54 yards, breaking free with several jump cuts for a 43-yard first-half touchdown ... totaled 322 yards of total offense. **Tennessee:** Recorded 328 yards of total offense and accounted for three touches (two passing, one rushing) ... connected on 14-of-24 passes for 286 yards ... found Cooper on scoring plays of 80 and 41 yards ... rushed six times for 42 yards, including 28 yard touchdown ... connected of five explosive passes of 16 yards or more.

SIMS' CAREER STATISTICS


Year	Passing			Rushing							
	G-S	Com-Att-Int	Pct.	Yds	TD	LP	No.	Yds	Avg.	TD	LP
2011	5-0	0-0-0	0.0	0	0	0	22	107	4.9	0	45
2012	10-0	5-10-0	50.0	77	0	35	30	187	6.2	2	36
2013	8-0	18-29-0	62.1	167	2	26	15	61	4.1	0	11
2014	8-8	131-200-3	65.5	2,034	15	87	46	250	5.4	5	43
Total	31-8	154-239-3	64.4	2,278	17	87	113	605	5.4	7	45

SIMS' CAREER BESTS

- Completions 24 vs. West Virginia, 2014
- Attempts 33 (twice); last vs. Florida, 2014
- Passing Yards 445 vs. Florida, 2014
- Touchdown 4 vs. Florida, 2014
- Long Pass 87 yards vs. Florida, 2014
- Rushes 8 (three); last vs. Florida, 2014
- Rushing Yards 74 at Ole Miss, 2011
- Long Run 45 at Ole Miss, 2011
- Receptions 2 vs. Vanderbilt, 2011
- Yards 18 vs. Vanderbilt, 2011

PLAYER PROFILES

PLAYER PROFILES



CAM SIMS

WR

Fr. • 6-4 • 208 • HS

Monroe, La./
Ouachita Parish

7

FRESHMAN (2014): Saw action in his first collegiate game as a true freshman ... has four catches for 29 yards and two first downs ... came off the bench in the second quarter against West Virginia in the Chick-fil-A Kickoff Game ... played in seven games this season. **Southern Miss:** Recorded his first career tackle (solo). **Arkansas:** Hauled in one reception for 15 yards and a first down. **Texas A&M:** Made three catches for 14 yards and a first down in extended action in the Tide's 59-0 win over the Aggies.

SIMS' CAREER STATISTICS

RECEIVING

Year	G-S	No.	Yards	Avg.	TD	LP
2014	7-0	4	29	7.2	0	15



GENO SMITH

DB

Jr. • 6-0 • 197 • 2L

Atlanta, Ga./
St. Pius X

24

JUNIOR (2014): Fills a multitude of roles in the Alabama secondary ... co-starter at free safety and plays in the Tide's dime formation ... appeared in all eight games ... made his first start of the season against Southern Miss ... has 24 total tackles in 2014. **West Virginia:** Recorded two tackles in the season opener. **FAU:** Had three assisted stops against the Owls. **Southern Miss:** Tallied a career-best four tackles, including three solo, versus the Golden Eagles. **Florida:** Finished with two solo tackles in the win. **Ole Miss:** Came off the bench to record one assisted tackle. **Arkansas:** Made two assisted stops against the Razorbacks. **Texas A&M:** Registered a career-best seven tackles against the Aggie's top-ranked SEC offense ... made six solo stops and forced a fumble ... had half of a tackle for loss (-1 yard). **Tennessee:** Recorded three tackles with two solo stops in a win in Knoxville ... added a tackle for loss (-6 yards).

SMITH'S CAREER STATISTICS

Year	Tackles						Fumbles				
	G-S	TT	UT	AT	TFL	QBH	Sacks	FF	FR	PBU	INT
2012	13-2	9	4	5	0.5-2	0	0-0	0	0-0	2	0-0
2013	12-0	10	7	3	1-2	0	0-0	0	0-0	4	0-0
2014	8-2	24	14	10	1.5-7	0	0-0	1	0-0	0	0-0
Total	33-4	43	25	18	2.5-11	0	0-0	1	0-0	6	0-0

SMITH'S CAREER BESTS

Tackles 7 vs. Texas A&M, 2014
Tackles for Loss . 0.5 (four times); last vs. Texas A&M, 2014
Yards Lost 2 vs. Auburn, 2012
Pass Breakups ... 1 (six times); last vs. Chattanooga, 2013



MAURICE SMITH

DB

So. • 6-0 • 195 • 1L

Sugar Land, Texas/
Fort Bend Dulles

21


SOPHOMORE (2014): A reserve defensive back who can play both cornerback and star in nickel formations ... played in all eight games this season in a reserve role ... has seven tackles, half of a tackle for loss (-2 yards) and a pass breakup to his credit. **FAU:** Recorded the fourth pass breakup of his career in the win. **Southern Miss:** Added three tackles, including a pair of solo stops, for the Crimson Tide. **Florida:** Had one solo tackle in the win over the Gators. **Ole Miss:** Recorded two solo tackles against the Rebels. **Texas A&M:** Had half of a tackle for loss (-2 yards) to go along with seven total tackles and six solo stops.

SMITH'S CAREER STATISTICS

Year	Tackles						Fumbles				
	G-S	TT	UT	AT	TFL	QBH	Sacks	FF	FR	PBU	INT
2013	12-1	13	5	8	0.5-2	0	0-0	0	0-0	3	0-0
2014	8-1	7	5	2	0.5-2	0	0.5-2	0	0-0	1	0-0
Total	20-2	20	10	10	1-4	0	0.5-2	0	0-0	4	0-0

SMITH'S CAREER BESTS

Tackles 4 vs. Colorado State, 2013
Tackles for Loss 0.5 vs. Colorado State, 2013
Yards Lost 2 vs. Colorado State, 2013
Pass Breakups 1 (four times); last vs. FAU, 2014



ARDARIUS STEWART

WR

Fr. • 6-0 • 193 • RS

Fultondale, Ala./
Fultondale

13

REDSHIRT FRESHMAN (2014): One of the first wide receivers off the bench for the Crimson Tide ... has played in all eight games and recorded four receptions for 71 yards ... three of his four catches have been for first downs ... also has two tackles on special teams. **FAU:** Recorded three catches for 63 yards with a long of 40 ... notched his first career tackle. **Florida:** Made one solo tackle on special teams. **Texas A&M:** Caught his fourth pass of the season for eight yards.


STEWART'S CAREER STATISTICS

RECEIVING

Year	G-S	No.	Yards	Avg.	TD	LP
2014	8-0	4	71	17.8	0	40

STEWART'S CAREER BESTS

Receptions 3 vs. FAU, 2014
Yards 63 vs. FAU, 2014
Long Reception 40 vs. FAU, 2014



BRADLEY SYLVE

DB

Jr. • 5-11 • 180 • 2L

Port Sulphur, La./
South Plaquemines

3


JUNIOR (2014): Started the season opener at cornerback for the Crimson Tide ... has seen playing time in all eight games ... has five tackles on the season with four solo stops. **West Virginia:** Started and made five tackles against the Mountaineers while recording four solo stops.

SYLVE'S CAREER STATISTICS

Year	G-S	Tackles				Fumbles					
		TT	UT	AT	TFL	QBH	Sacks	FF	FR	PBU	INT
2012	12-0	6	4	2	0-0	0	0-0	0	0-0	2	0-0
2013	8-3	10	8	2	0-0	0	0-0	0	0-0	2	0-0
2014	8-1	5	4	1	0-0	0	0-0	0	0-0	0	0-0
Total	28-4	21	16	5	0-0	0-0	0-0	0	0	4	0-0

SYLVE'S CAREER BESTS

Tackles 5 vs. West Virginia, 2014
Pass Breakups 1 (four times); last at Kentucky, 2013



ALPHONSE TAYLOR

OL

So. • 6-5 • 325 • 1L

Mobile, Ala./
Davidson

50

SOPHOMORE (2014): A redshirt sophomore who is battling for the starting job at right guard ... came off the bench in the season opener against West Virginia, but played well over half the snaps with the starting unit ... earned his first career start against Florida Atlantic and then started at Arkansas ... has seen playing time in all eight games ... helps an offensive line that is averaging 218.6 yards rushing per game sixth in the SEC and 28th nationally) and has surrendered just eight sacks this season to rank second in the SEC and 11th nationally (1.00 per game) ... blocking for 508.9 yards of total offense per game (second in the SEC and 11th nationally). **West Virginia:** Opened holes for two 100-yard rushers as T.J. Yeldon went for 126 yards and two touchdowns and Derrick Henry added 113 yards and one score ... blocked

PLAYER PROFILES

for 538 yards of total offense with no sacks allowed. **FAU:** Recorded a knockdown block and helped block for 190 yards on the ground while providing time for 430 yards through the air, the second-most yards in school history ... did not allow a sack in 38 pass attempts. **Southern Miss:** Came off the bench at right guard and did not have a missed assignment ... helped the Tide roll up 333 yards on the ground and 546 yards of total offense. **Florida:** Came off the bench as a reserve in the fourth quarter. **Ole Miss:** Played 18 snaps off the bench at right guard. **Arkansas:** Started at right guard and had one knockdown block. **Texas A&M:** Came off the bench in the second series of the third quarter and finished the game in a 59-0 win over the Aggies.



ALTEE TENPENNY
RB
So. • 6-0 • 218 • 1L
North Little Rock, Ark./
North Little Rock

SOPHOMORE (2014): A special teams stalwart for the Crimson Tide and a reserve running back ... played in all eight games this season ... has 15 carries for 72 yards with a long of 13 ... averaging 4.8 yards per carry ... also has two tackles on special teams. **FAU:** Rushed the ball twice for three yards ... had two tackles on special teams. **Southern Miss:** Recorded a career-high 39 yards rushing on five carries, including a long of 13. **Texas A&M:** Came off the bench in the second half to rush for 30 yards on a career-best eight carries ... had one explosive rush of 13 yards.

TENPENNY'S CAREER STATISTICS

Year	Rushing					Receiving					
	G-S	Att	Yds	Avg.	TD	LP	Rec	Yds	Avg.	TD	LP
2013	13-0	22	82	3.7	1	20	1	4	4.0	0	0
2014	8-0	15	72	4.8	0	13	0	0	0.0	0	0
Total	21-0	37	154	4.2	1	20	1	4	4.0	0	0

Year	Tackles					Fumbles					
	G-S	TT	UT	AT	TFL	QBH	Sacks	FF	FR	PBU	INT
2013	13-0	5	2	3	0-0	0	0-0	0	0-0	0	0-0
2014	8-0	2	2	0	0-0	0	0-0	0	0-0	0	0-0
Totals	21-0	7	4	3	0-0	0	0-0	0	0-0	0	0-0

TENPENNY'S CAREER BESTS

Rushes 8 vs. Texas A&M, 2014
Rushing Yards 39 vs. Southern Miss, 2014
Long Run 20 vs. Virginia Tech, 2013
Touchdowns 1 at Kentucky, 2013
Receptions 1 vs. Georgia State, 2013
Receiving Yards 4 vs. Georgia State, 2013
Long Reception 4 vs. Georgia State, 2013



DALVIN TOMLINSON
DL
So. • 6-2 • 290 • 1L
McDonough, Ga./
Henry County


SOPHOMORE (2014): Listed as a co-starter at defensive end for the Crimson Tide defense ... has 10 tackles on the season with five solo stops, one sack and a quarterback hurry in seven games. **West Virginia:** Came off the bench but was a force for the Alabama defense with five tackles ... helped limit the Mountaineers to just 28 rushing yards ... had two solo tackles. **FAU:** Played but did not record any stats vs. the Owls. **Southern Miss:** Recorded one solo tackle off the bench ... helped limit the Golden Eagles to only 56 rushing yards on 18 attempts ... added his first quarterback hurry of the season. **Florida:** Made one solo tackle, including one solo stop as the Tide limited the Gators to only 200 total yards. **Arkansas:** Added an assisted tackle in the Tide's win over the Razorbacks, while helping limit the SEC's best rushing attack to just 89 yards, 227 yards below their previous average. **Tennessee:** Registered the first sack of his career, dropping Vols quarterback Joshua Dobbs for a one-yard loss ... finished with two solo tackles.

TOMLINSON'S CAREER STATISTICS

Year	Tackles					Fumbles					
	G-S	TT	UT	AT	TFL	QBH	Sacks	FF	FR	PBU	INT
2013	1-0	4	2	2	0-0	0	0-0	0	0-0	0	0-0
2014	8-0	10	5	5	1-1	1	1-1	0	0-0	0	0-0
Total	9-0	14	7	7	1-1	1	1-1	0	0-0	0	0-0

TOMLINSON'S CAREER BESTS

Tackles 5 vs. West Virginia, 2014
Tackles for Loss 1 at Tennessee, 2014
Yards Lost 1 at Tennessee, 2014
Sacks 1 at Tennessee, 2014
Yards Lost 1 at Tennessee, 2014
Quarterback Hurries 1 vs. Southern Miss, 2014



BRIAN VOGLER
TE
Sr. • 6-7 • 263 • 3L
Columbus, Ga./
Brookstone

SENIOR (2014): A fifth-year senior who returns for his final season and second year as a starter at tight end ... a force in the Alabama rushing attack as an elite blocker at the point of attack ... started seven games this season while playing in all eight ... has two catches on the year for eight yards and a touchdown. **Southern Miss:** Recorded his first catch of the season, a five-yard touchdown reception. **Florida:** As the primary blocking tight end for the Tide, helped accumulate the second-most yards in school

history as the Crimson Tide compiled 672 total yards, including 449 in the air and 223 on the ground. **Ole Miss:** Caught one pass for three yards and first down against the Rebels.

VOGLER'S CAREER STATISTICS

Year	RECEIVING					
	G-S	Rec.	Yards	Avg.	TD	LP
2011	9-0	1	6	6.0	0	6
2012	14-0	2	21	10.5	0	16
2013	12-12	8	71	8.9	1	18
2014	8-7	2	8	4.0	1	5
Total	43-19	13	103	8.2	2	18

VOGLER'S CAREER BESTS

Receptions 3 at Texas A&M, 2013
Yards 24 at Texas A&M, 2013
Touchdowns 1 (twice); last vs. Southern Miss, 2014
Long 18 at Mississippi State, 2013



JABRIEL WASHINGTON
DB
Jr. • 5-11 • 183 • 2L
Jackson, Tenn./
Trinity Christian Academy

JUNIOR (2014): Appeared in seven games ... made the first start of his career against Southern Miss ... has six tackles, a pass breakup and an interception this season. **West Virginia:** Recorded one tackle versus the Mountaineers. **FAU:** Had one tackle and a pass breakup. **Southern Miss:** Made two tackles in his first start. **Florida:** Hauled in his first career interception in the win over the Gators. **Arkansas:** Contributed with one solo tackle off the bench for the Crimson Tide in a 14-13 win in Fayetteville. **Texas A&M:** Came off the bench to make one solo tackle.

WASHINGTON'S CAREER STATISTICS

Year	Tackles					Fumbles					
	G-S	TT	UT	AT	TFL	QBH	Sacks	FF	FR	PBU	Int
2012	8-0	2	0	2	0-0	0	0-0	0	0-0	0	0-0
2013	8-0	1	0	1	0-0	0	0-0	0	0-0	0	0-0
2014	7-1	6	4	2	0-0	0	0-0	0	0-0	1	1-0
Total	23-1	9	4	5	0-0	0	0-0	0	0-0	1	1-0

WASHINGTON'S CAREER BESTS

Tackles 2 vs. Southern Miss, 2014
Interceptions 1 vs. Florida, 2014

PLAYER PROFILES

PLAYER PROFILES



DEANDREW WHITE
WR
Sr. • 6-0 • 192 • 3L
Houston, Texas/
North Shore

2

SENIOR (2014): Veteran leader in the wide receiver corps and talented playmaker ... has the second most receptions on the team with 23 catches on the season for 243 yards ... averages 10.6 yards per catch ... has one touchdown catch ... injured his shoulder against West Virginia in the opener but returned against Florida ... 11 of his catches have went for first downs and eight have been explosive plays of 16 yards or more ... has played in six games, making six starts. **West Virginia:** Caught six passes for 73 yards before injuring his shoulder ... averaged 12.2 yards per catch with a long of 38 yards where he caught the ball in front of the first-down marker, made as many as five Mountaineer defenders miss and raced up the left sideline to move the chains. **Florida:** Caught six passes for 48 yards with a long of 17 yards ... first game back after missing two games with a bruised shoulder. **Arkansas:** Caught four passes for 33 yards and a touchdown ... had a long of 21 yards. **Texas A&M:** Started and hauled in three receptions for 30 yards with a long of 17 yards. **Tennessee:** Turned in one of his best games of the season with four receptions for 59 yards ... averaged 14.8 yards per catch with three explosive receptions (16 yards or more) ... had three grabs for first downs.


WHITE'S CAREER STATISTICS

RECEIVING

Year	G-S	No.	Yards	Avg.	TD	LP
2011	12-2	14	151	10.8	2	39
2012	5-5	8	105	13.1	2	51
2013	13-8	32	534	16.7	4	67
2014	6-6	23	243	10.6	1	38
Total	36-21	77	1,033	13.4	9	67

WHITE'S CAREER BESTS

Receptions 6 (twice), last vs. Florida, 2014
Yards 139 vs. Oklahoma, 2013
Touchdowns 2 vs. Vanderbilt, 2011
Long Reception 67 vs. Oklahoma, 2013
Kickoff Returns ... 1 (twice); last vs. Colorado State, 2013
Kickoff Return Yards 24 vs. Kent State, 2011
Long Kickoff Return 24 vs. Kent State, 2011
Punt Returns 2 vs. Kent State, 2011
Punt Return Yards 34 vs. Kent State, 2011
Long Punt Return 20 vs. Kent State, 2011



JARRICK WILLIAMS
DB
Sr. • 6-1 • 215 • 3L
Mobile, Ala./
Blount

20

SENIOR (2014): In his second year as the Crimson Tide's starting at star (nickel defensive back) ... missed three weeks with an injured foot suffered in the season opener against West Virginia ... returned to game action and started at Ole Miss ... played in five games, making four starts ... has nine tackles on the season with six solo stops and two pass breakups. **West Virginia:** Started and made three tackles with one solo stop as the Tide limited the Mountaineers to just 28 rushing yards. **Arkansas:** Broke up one pass off the bench against the Razorbacks. **Texas A&M:** Recorded two tackles with one solo stop as the Tide help the Aggie's top-ranked offense to just 172 yards. **Tennessee:** Made a season-high four tackles -- all solo ... broke up a pass and finished his five years at the Capstone with a 5-0 record against the Volunteers.

WILLIAMS' CAREER STATISTICS

Year	Tackles						Fumbles				
	G-S	TT	UT	AT	TFL	QBH	Sacks	FF	FR	PBU	Int
2010	3-0	1	0	1	0-0	0	0	0	0-0	0	0-0
2011	7-0	5	4	1	0-0	0	0	0	0-0	0	0-0
2012	DNP due to injury										
2013	12-10	40	24	16	2-10	1	1-9	0	0-0	2	0-0
2014	5-4	9	6	3	0-0	0	0-0	0	0-0	1	0-0
Total	27-14	54	34	21	2-10	1	1-9	0	0-0	3	0-0

WILLIAMS' CAREER BESTS

Tackles 6 vs. Arkansas, 2013
Tackles for Loss 1 (twice); last at Kentucky, 2013
Yards Lost 9 at Kentucky, 2013
Quarterback Hurries 1 vs. Arkansas, 2013
Sacks 1 at Kentucky, 2013
Pass Breakups 1 (twice); last at Mississippi State, 2013



TIM WILLIAMS
LB
So. • 6-3 • 242 • 1L
Baton Rouge, La./
University Lab

56

SOPHOMORE (2014): A versatile defender who has played in seven games (FAU, Southern Miss, Florida, Ole Miss, Arkansas, Texas A&M, Tennessee) ... has three tackles on the season, including one half of a sack (-7 yards) and one quarterback hurry. **FAU:** Recorded two assisted tackles in the game for a defense that gave up just 57 rushing yards. **Texas A&M:** Made one half sack for a loss (-7 yards) ... registered his first career quarterback hurry.

WILLIAMS' CAREER STATISTICS

Year	Tackles						Fumbles				
	G-S	TT	UT	AT	TFL	QBH	Sacks	FF	FR	PBU	Int
2013	7-0	3	2	1	1-9	0	0-0	0	0-0	0	0-0
2014	7-0	3	0	3	0.5-7	1	0.5-7	0	0-0	0	0-0
Total	14-0	6	2	4	1.5-16	1	0.5-7	0	0-0	0	0-0

WILLIAMS' CAREER BESTS

Tackles 2 vs. FAU, 2014
Tackles for Loss 1 vs. Georgia State, 2013



T.J. YELDON
RB
Jr. • 6-2 • 221 • 2L
Daphne, Ala./
Daphne

4

JUNIOR (2014): In his second year as Alabama starting running back ... a top candidate for the Doak Walker Award as the nation's best running back ... the first player in Crimson Tide history to rush for at least 1,000 yards as both a freshman and sophomore ... has rushed for a team-high 618 yards on 120 carries this season for a 5.2 yards per carry average ... has five rushing touchdowns ... has 12 explosive rushes of 12 yards or more ... has 2,961 career rushing yards to rank sixth in school history ... has caught 11 passes for 146 yards and a touchdown this season with five explosive receptions of 16 yards or more ... earned Offensive Player of the Week honors from the Alabama coaches after the season-opening win against West Virginia, at Ole Miss and Texas A&M ... has a team-best 28 first-down rushes and six first-down reception. **West Virginia:** Rushed for 126 yards on 23 carries in a 33-23 win over the Mountaineers ... averaged 5.5 yards per carry and scored two rushing touchdowns. **FAU:** Rushed for 43 yards on seven carries for a 6.1 yards per carry average ... caught one pass for 18 yards and a first down. **Southern Miss:** Started and rushed for 56 yards on nine carries ... long rush of 15 yards. **Florida:** Carried the ball 18 times for 59 yards with a long rush of 10 yards ... also caught one pass for 37 yards and a first down ... finished with 96 all-purpose yards. **Ole Miss:** Turned in his second 100-yard rushing game of the season with 123 yards on 20 carries for a 6.2 yards per carry average ... long rush was 22 yards ... had two explosive rushes of 12-yards or more. **Arkansas:** Converted two first downs with one explosive rush of 12 yards ... carried the ball 16 times for 45 hard-fought yards ... also caught two passes out of the backfield for 35 yards, including a long of 22 yards and his first receiving touchdown of the year. **Texas A&M:** Gained 114 yards on 13 first-half carries in a 59-0 route of the Aggies in which the Tide led 45-0 at halftime ... averaged 8.7 yards per rush and scored two touchdowns on runs of one and nine yards ... long rush was 31 yards ... caught three passes for 45 yards with a long of 17 yards and three first downs. **Tennessee:** Rushed 14 times for 52 yards and one touchdown ... long rush was 15 yards with three rushing first downs ... caught one pass for three yards.

YELDON'S CAREER STATISTICS

Year	Rushing					Receiving					
	G-S	Att	Yds	Avg.	TD	LP	Rec	Yds	Avg.	TD	LP
2012	14-0	175	1,108	6.3	12	43	11	131	11.9	1	28
2013	12-11	207	1,235	6.0	14	68	20	183	9.1	0	23
2014	8-7	120	618	5.2	5	31	11	146	13.3	1	37
Total	34-18	502	2,961	5.9	31	68	42	460	11.0	2	37

YELDON'S CAREER BESTS

Rushes 26 at Auburn, 2013
 Rushing Yards 160 at Mississippi State, 2013
 Long Run 68 vs. Ole Miss, 2013
 Rushing Touchdowns 3 vs. Tennessee, 2013
 Receptions 4 (twice); last vs. Arkansas, 2013
 Receiving Yards 47 vs. Western Kentucky, 2012
 Long Reception 37 vs. Florida, 2014