

#LSU

@LSUfbal
 @LSUCoachMiles
 /LSUfootball
 @LSUfootball

LSU

2014 FOOTBALL

NATIONAL CHAMPIONS

1958 • 2003 • 2007

SEC CHAMPIONS

1935 • 1936 • 1958 • 1961 • 1970

1986 • 1988 • 2001 • 2003 • 2007 • 2011

GAME 10 Alabama

10

November 8, 2014
 7:10 p.m. CT • CBS
 Baton Rouge, La.
 Tiger Stadium (102,321)

2014 SCHEDULES

#14/15/16 LSU (7-2, 3-2 SEC)

DATE	LSU RANK	OPPONENT	TV	RESULT/TIME
AUGUST (1-0)				
30	#13/13	vs. #14/14 Wisconsin	ESPN	W, 28-24
SEPTEMBER (3-1)				
6	#12/12	Sam Houston State	SECN	W, 56-0
13	#10/9	ULM	ESPNU	W, 31-0
20	#8/8	Mississippi State *	ESPN	L, 34-29
27	#17/18	New Mexico State	SECN	W, 63-7
OCTOBER (3-1)				
4	#15/15	at #5/5 Auburn *	ESPN	L, 41-7
11	#RV/RV	at Florida *	SECN	W, 30-27
18	#RV/RV	Kentucky *	SECN	W, 41-3
25	#24/23	#3/3 Ole Miss *	ESPN	W, 10-7
NOVEMBER				
8	#14/15	#4/4/5 Alabama *	CBS	7:10 p.m. CT
15		at Arkansas *	ESPN2	7 p.m.
27		at Texas A&M *	ESPN	6:30 p.m.
DECEMBER				
6		SEC Championship Game	CBS	3 p.m. Atlanta, Ga.

#4/4/5 Alabama (7-1, 4-1 SEC)

DATE	OPPONENT	TV	RESULT/TIME
AUGUST (1-0)			
30	vs. West Virginia	ABC	W, 33-23
SEPTEMBER (3-0)			
6	Florida Atlantic	SECN	W, 41-0
13	Southern Miss	ESPN2	W, 52-12
20	Florida *	CBS	W, 42-21
OCTOBER (3-1)			
4	at #11/11 Ole Miss *	CBS	L, 23-17
11	at Arkansas *	ESPN	W, 14-13
18	#21/21 Texas A&M *	CBS	W, 59-0
25	at Tennessee *	ESPN2	W, 34-20
NOVEMBER (0-0)			
8	at #14/15/16 LSU *	CBS	7:10 p.m.
15	Mississippi State *	CBS/ESPN	2:30/6:15
22	Western Carolina	TBA	TBA
29	Auburn *	TBA	TBA

ON THE AIR



LSU Sports Radio Network

Jim Hawthorne, play-by-play
 Doug Moreau, analyst
 Gordy Rush, sideline



CBS

Verne Lundquist, play-by-play
 Gary Danielson, analyst
 Allie LaForce, sideline reporter



SEC Network (Replay)

Monday, Nov. 10 at 9 a.m. CT
 Monday, Nov. 10 at 8:30 p.m.
 Wednesday, Nov. 12 at midnight

BREAKDOWN

LSU

Record 7-2, 3-2 SEC
Ranking No. 14 AP / No. 15 Amway Coaches
 No. 16 College Football Playoff
Last Game Oct. 25 in Baton Rouge, La.
 def. No. 3 Ole Miss, 10-7
Head Coach Les Miles
Career Record 130-47/14th year
LSU Record 102-26/10th year
Miles vs. Bama 5-5
vs. Saban 3-5
LSU vs. Alabama 25-48-5



Alabama

Record 7-1, 4-1 SEC
Ranking No. 4 AP / No. 4 Amway Coaches
 No. 5 College Football Playoff
Last Game Oct. 25 in Knoxville, Tenn.
 def. Tennessee, 34-20
Head Coach Nick Saban
Career Record 172-58-1/19th year
Alabama Record 81-16/8th year
vs. LSU 5-4 (5-3 at UA)
vs. Miles 5-3



NEXT UP

LSU Hosts Top 5 Alabama In Another Key SEC Western Division Contest

LSU returns to action on Saturday when the No. 14/15 Tigers host No. 4 Alabama in what has become one of the most anticipated games in college football each year. The game will be televised on CBS in primetime with Verne Lundquist (ppx), Gary Danielson (analyst) and Allie LaForce (sideline reporter). The game is sold out with kickoff scheduled for 7:10 p.m. in what will be LSU's seventh night game in Tiger Stadium this season. LSU and Alabama are both coming off open dates, and both teams are still very much in the mix for the College Football Playoffs. LSU is 7-2 overall and 3-2 in league play after its 10-7 win over then-No. 3 Ole Miss on Oct. 25 in Tiger Stadium. Alabama, whose only loss was to Ole Miss, is 7-1 overall and 4-1 in conference play. The Crimson Tide beat Tennessee, 34-20, in their last outing on Oct. 25. **Les Miles**, who will be facing Alabama for the 11th time, is the only coach in LSU history to beat the Crimson Tide five times. Miles is 5-5 against Alabama, including a 2-2 record in games played in Tiger Stadium. LSU goes into the Alabama game playing its best football of the season as the Tigers have won three straight games and the defense has allowed just 3 touchdowns and 3 field goals over the last 37 possessions. LSU currently ranks No. 4 in the nation in both scoring defense (15.9 ppg) and passing defense (158.4 ypg). The Tigers have allowed only six passing TDs all year, and they are the only team in the SEC to limit opponents to less than 50 percent completion percentage. LSU has held its last two opponents to its fewest points (Kentucky, 3; Ole Miss, 7) and fewest total yards (Kentucky, 217; Ole Miss 313) of the year. Offensively, LSU is averaging 32.8 points and 414.2 total yards per game. The Tigers have rushed for 567 yards in their last two games and rank No. 5 in the league with 225.7 rushing yards per game. Freshman **Leonard Fournette** leads LSU with 657 yards and 7 TDs, while **Terrence Magee** has 418 yards and 3 TDs, and **Kenny Hilliard** 416 yards and 6 scores. **Kwon Alexander** leads the LSU defense with 57 tackles and 6.0 tackles for loss, while DE **Danielle Hunter** has 55 tackles and 10.0 tackles for loss.

STORYLINES

- LSU will face a Top 5 team in back-to-back regular-season games for just the third time in school history. Other times came in 1981 (No. 4 Alabama, No. 4 Notre Dame) and 2010 (No. 5 Auburn, No. 5 Alabama).
- With win over No. 3 Ole Miss, LSU has now beaten a Top 10 ranked opponent in Tiger Stadium at least one time in each of the past five years. Last year, LSU beat No. 9 Texas A&M, 34-10, in Tiger Stadium. Other Top 10 wins at home under Miles since 2010 include: No. 3 South Carolina (23-21 in 2012), No. 3 Arkansas (41-17 in 2011), and No. 5 Alabama (24-21 in 2010).
- LSU is 46-4 in night games in Tiger Stadium under **Les Miles**. The record improves to 46-3 in Saturday night home games with all three of those losses coming to teams that were either No. 1 at the time (Florida in 2008 and Alabama in 2012) or reached No. 1 at some point during the year (Mississippi State in 2014).
- LSU QB **Anthony Jennings** is now 8-1 as a starter. Jennings was 1-0 as a true freshman in 2013, and he's 7-1 this year. Jennings has also directed LSU to four fourth-quarter comebacks during his brief career at LSU.
- LSU is now 45-4 under Miles when having a running back rush for 100 yards in a game. **Leonard Fournette** was latest to do it with 113 yards in 10-7 win over Ole Miss. LSU has won 13 straight games (5 in 2014) when a running back reaches 100 yards in a game.
- With the win over Ole Miss, LSU has now won 24 games in which it trailed in the fourth quarter under Les Miles. LSU is 24-23 under Miles when trailing in the fourth quarter. Of the 24 wins, 16 have come against Top 25 teams.
- True freshmen have scored 17 of LSU's 36 offensive TDs, and true freshmen have accounted for 23 of LSU's 36 offensive TDs. QB **Brandon Harris** has accounted for 9 TDs (3 rushing, 6 passing), while RB **Leonard Fournette** has 7, WR **Malachi Dupre** 4, and RB **Darrel Williams** 3.
- LSU has played 17 true freshmen through the first 9 weeks of the season, that's the most for any true freshman class under Les Miles. The 17 true freshmen have accounted for 18 starts (Quinn 6, Godchaux 6, Dupre 2, Fournette 3, Harris 1).

Arkansas Week

10

MONDAY

Miles Press Luncheon

11:30 a.m. - Athletic Building, 5th Floor

1:45 p.m. - Player Interviews (Indoor Facility)

Practice

4 p.m. - McClendon Practice Facility (Closed)

7 p.m. - Player Interviews

11

TUESDAY

Practice

4 p.m. - McClendon Practice Facility (Closed)

6:15 p.m. - Player Interviews

12

WEDNESDAY

SEC Teleconference

10 a.m. Miles on call

Practice

4 p.m. - McClendon Practice Facility (Closed)

6 p.m. - Miles post practice interview (Team Room)

Miles Radio Show

7 p.m. - Tj Ribs (Acadian)

13

THURSDAY

Practice

4 p.m. - McClendon Practice Facility (Closed)

14

FRIDAY

Walk Through

TBA (Closed)

Depart for Arkansas

TBA

Road Headquarters:

Embassy Suites
3303 Pinnacle Hills Pkwy
Rogers, Arkansas 72758

15

SATURDAY

GameDay

#14 LSU at Arkansas
Reynolds Razorback Stadium
Kickoff: 7 p.m. • TV: ESPN2

Post Game

Coach Miles is available following the game in the press conference room.

Players will immediately follow in press conf. room

16

SUNDAY

Off Day

No media availability

LSU Media Services

Les Miles Interviews

Monday Press Luncheon

LSU coach Miles meets with the media each Monday of game week in the press conference room, which is located on the fifth floor of the LSU Athletic Administration Building. Lunch is served at 11:30 a.m. (CT) followed by comments from the Coach Miles at 12:30 p.m. (CT). Media members can park in Lot 104 (formerly Lot F) on campus, which is located off Nicholson Drive in front of the track stadium. A transcript of coach Miles' opening statement as well as the question and answer session can be found on the Internet at www.LSUsports.net.

Listen To Les Miles' Weekly Press Conference

Members of the media can access the audio portion of Coach Miles' Weekly Press Luncheon each Monday starting at 12:10 p.m. CT at www.LSUsports.net/live or over the radio in the Baton Rouge area on 104.5 FM.

SEC Teleconference

The 14 SEC coaches are featured on a weekly teleconference each Wednesday at 10 a.m. (CT) during the regular season. Coach Miles speaks for 10 minutes starting at 10 a.m. Contact the LSU Sports Information Department to obtain the phone number to access the call.

Wednesday Post Practice

Coach Miles meets with the media immediately after practice on Wednesday's during the regular season in the Team Room of the LSU Operations Center. This interview takes place at approximately 6 p.m. each week.

LSU Player Interviews

LSU players are available to the media three times during a typical game week - Mondays, Tuesdays and following the game on Saturday. Interview requests for the Monday and Tuesday media opportunities should be made at least 24 hours in advance and emailed to Michael Bonnette (mbonnet@lsu.edu) and Jake Terry (jterry9@lsu.edu). Members of the media are not permitted to contact players on their cell phones under any circumstance.

Following the Press Luncheon

LSU players will be made available at either 1 p.m. or 2 p.m. (CT) following head coach Les Miles' Press Luncheon each Monday afternoon at the Indoor Football Facility. Requests must be made on (or prior to) the Sunday following the game. Interview start times vary based on weekly schedule.

Post Practice

LSU players are available after practice on Monday and Tuesday by appointment at the Indoor Football Facility. These interviews are held at approximately 6 p.m. on Monday and 6:30 p.m. on Tuesday.

LSU Video Newsfeed

LSU will be distributing video interviews and other highlights via FTP during the 2014 season. A link to download the newsfeed each will be emailed to members of the media each Monday afternoon during the season. Email Michael Bonnette at mbonnet@lsu.edu to be placed on the distribution list.

WHO TO CONTACT

Sports Information Office

(225) 578-8226

Michael Bonnette • Sr. Assoc. AD/Sports Info Director

E-mail: mbonnet@lsu.edu • Twitter: @LSUBonnette

Jake Terry • Associate Sports Information Director

E-mail: jterry9@lsu.edu • Twitter: @LSUjake

Matt Dunaway • Associate Sports Information Director

E-mail: mdunaway@lsu.edu

LSU Director of Digital Media

Todd Politz - tpolitz@lsu.edu

SEC Network

Kevin Wagner - jwagne2@lsu.edu

LSU Television

John Schiebe - jschieb@lsu.edu
David Landry - landryd@lsu.edu
Lee Scioneaux - scioneaux@lsu.edu

LSU Radio

Jim Hawthorne - lsuradio@lsu.edu

LSU Sports Information Mailing Address

LSU Box 25095
Baton Rouge, LA 70803

ON THE INTERNET

www.LSUsports.net/media

The Official Website of LSU Athletics is home to all the football information you need. Schedules, results, rosters, bios, statistics and game notes can be found and are always up to date. The GAMEDAY section, updated daily, has all relevant info for the upcoming game.

<http://media.lsusports.net>

Media can access images for all LSU athletic teams, including action shots, heads shots, logos, etc. To gain access to the high-resolution pictures, email Michael Bonnette. You will be assigned a login and password that will enable you to retrieve pictures. This service is for the media use only.

CollegePressBox.com

Collegepressbox.com is the official media website for SEC Football. Access and download weekly game notes, quotes, statistics, media guides, headshots, logos, flip cards and more for the conference and each of its member schools. Login information will be distributed to accredited media or you can apply for a password by sending an e-mail to password@collegepressbox.com.



LSU Football on Twitter & Facebook

facebook.com/LSUfootball
twitter.com/LSUfball
twitter.com/LSUCoachMiles
twitter.com/LSUMediaAlerts
instagram.com/LSUFootball
LSUsports.net/fancage



THE LES MILES FILE

Born: Nov. 10, 1953

Hometown: Elyria, Ohio

Wife: Kathy

Children: Kathryn "Smacker", Leslie Matthew "Manny", Benjamin, and Macy Grace

College: Michigan, '76

Coaching Experience

1980-81	Assistant Coach	Michigan
1982-86	Assistant Coach	Colorado
1987-94	Assistant Coach	Michigan
1995-97	Assistant Coach	Oklahoma State
1998-00	Assistant Coach	Dallas Cowboys
2001-04	Head Coach	Oklahoma State
2005-pres.	Head Coach	LSU

LES MILES NOTABLES

102-26	Overall Record at LSU
63-6	Record vs. Unranked Teams
62-8	Record in Tiger Stadium
55-22	Record in SEC Regular Season Games
39-20	Record vs. Top 25 Teams
36-14	Record vs. SEC Western Division (Reg. 5)
31-8	Record in SEC Home Games
24-14	Record in SEC Road Games
24	Fourth Quarter/Overtime Comeback Wins For LSU Since 2005
15-15	Record vs. Top 10 Teams
15	Number of wins over coaches who have won a national title *
6-3	Record in Bowl Games
2-1	Record in BCS Bowl Games
1	BCS National Championship
2	SEC Championships

* - Came against Philip Fulmer (twice), Urban Meyer (three times), Larry Coker, Steve Spurrier (three times), Nick Saban (three times), Gene Chizik (twice) and Jim Tressel.

Les Miles

2011 NATIONAL COACH OF THE YEAR • 10TH SEASON

It's called the "Miles Method" and it's the mission of LSU football program under 10th-year head coach Les Miles. The "Miles Method" lays the foundation for the organization and it calls for LSU to run the finest football program in the country, one where players can have an experience that's second to none and gives them every opportunity to compete for championships on the field, earn a degree and grow personally by giving back to the community.

In his 10th year, the "Miles Method" has proved to be a winning formula as the Tigers have won more games than any program in the Southeastern Conference over that span (102), while capturing a pair of SEC titles (2007, 2011), played in nine bowl games, including the BCS National Championship Game twice. LSU won the BCS title in 2007, a year after beating Notre Dame in the Sugar Bowl.

Since Miles took over in 2005, LSU has registered five top 10 finishes with three coming in the top five, won double-figure games seven times, produced 20 first-team All-Americans and had players win 11 national awards. LSU also leads the SEC with 60 NFL Draft picks during that span, which includes 13 first round selections. LSU led the nation with nine NFL Draft picks in 2014, which tied the school record set in 2013.

Miles has climbed to second in school history in career victories with 102, trailing only Charles McClendon, who won 137 games in 18 years with the Tigers. Miles is also the only coach in LSU history to beat Auburn, Florida and

Alabama in same season - and he's done it now three times - and in 2005, he became the only first-year coach in SEC history to lead a team to the league's title game.

In the classroom, 188 football players have earned their degree since Miles took over, and two out of the last three years LSU has ranked No. 2 in the SEC in graduation rates, trailing only Vanderbilt. Under Miles, LSU has produced over 150 players who have earned SEC Academic Honor Roll status.

LSU's community service presence is impactful as football players routinely donate time giving back to the Baton Rouge area through a variety of avenues, including appearances at schools, hospitals and many other charitable causes. It's through these community service ventures that Miles and his team get a better understanding of what it means to wear an LSU uniform and the impact that can be made on those who are less fortunate.

As Miles heads into his 10th season with the Tigers and coming off a recruiting class that was ranked No. 2 in the nation, the foundation for LSU football is stronger than ever. With wins coming at a record-setting pace, graduation rates among the best for any public university in the SEC, and with seven-straight recruiting classes rated among the top 10 in the nation, including the nation's No. 1 group in 2009, Miles and the Tigers continue to solidify their standing as one of the premier programs in college football, setting a standard that has the rest of the nation chasing.

BY THE NUMBERS: LES MILES AT LSU

	2005	2006	2007	2008	2009	2010	2011	2012	2013	2014	TOTALS
vs. Unranked teams	6-0	8-0	5-1	6-2	8-1	6-0	5-0	7-0	6-1	5-1	63-6
vs. Top 25 teams	5-2	3-2	7-1	2-3	1-3	5-2	8-1	3-3	3-2	2-1	39-20
vs. Top 10 teams	2-1	2-2	3-0	1-2	0-3	1-1	3-1	1-2	1-2	1-1	15-15
SEC Regular Season	7-1	6-2	6-2	3-5	5-3	6-2	8-0	6-2	5-3	3-2	55-22
vs. SEC Western Division	5-0	4-1	4-1	2-3	3-2	3-2	5-0	5-1	4-2	1-2	36-14
vs. SEC Eastern Division	2-1	2-1	2-1	1-2	2-1	3-0	3-0	1-1	1-1	2-0	19-8
SEC home games	3-1	4-0	3-1	1-3	3-1	4-0	4-0	3-1	4-0	2-1	31-8
SEC road games	4-0	2-2	3-1	2-2	2-2	2-2	4-0	3-1	1-3	1-1	24-14
All home games	5-1	8-0	6-1	5-3	6-1	7-0	6-0	7-1	7-0	5-1	62-8
All road games	5-0	2-2	4-1	2-2	3-2	2-2	5-0	3-1	1-3	1-1	28-14
Neutral Site games	1-1	1-0	2-0	1-0	0-1	2-0	2-1	0-1	2-0	1-0	12-4
Bowl games	1-0	1-0	1-0	1-0	0-1	1-0	0-1	0-1	1-0	0-0	6-3

THE LES MILES RECORD

YEAR	SCHOOL	OVERALL RECORD	CONF. RECORD	NOTES
2001	Oklahoma State	4-7	2-6	
2002	Oklahoma State	8-5	5-3	Houston Bowl Champions
2003	Oklahoma State	9-4	5-3	
2004	Oklahoma State	7-5	4-4	
2005	LSU	11-2	7-1	No. 5, SEC West Champions
2006	LSU	11-2	6-2	No. 3, Sugar Bowl Champions
2007	LSU *	12-2	6-2	National Champions, SEC Champs
2008	LSU	8-5	3-5	Chick-fil-A Bowl Champions
2009	LSU	9-4	5-3	No. 17, Capital One Bowl
2010	LSU	11-2	6-2	No. 8, Cotton Bowl Champions
2011	LSU	13-1	8-0	No. 2, SEC Champions, BCS
2012	LSU	10-3	6-2	No. 12, Top 10 entire regular season
2013	LSU	10-3	5-3	No. 14, Outback Bowl Champions
2014	LSU	7-2	3-2	
TOTALS (14th year)		130-47	71-38	
LSU Record (10th year)		102-26	55-22	
Oklahoma State Record (four years)		28-21	16-16	

* - SEC and National Champions

TRACKING THE TIGERS

WEEK	AP	COACHES	CFP	HARRIS
Preseason	13	13	--	--
Week 2 (9/2)	12	12	--	--
Week 3 (9/7)	10	9	--	--
Week 4 (9/14)	8	8	--	--
Week 5 (9/21)	17	18	--	--
Week 6 (9/28)	15	15	--	--
Week 7 (10/5)	RV	RV	--	--
Week 8 (10/12)	RV	RV	--	--
Week 9 (10/19)	24	23	--	--
Week 10 (10/26)	16	17	19	--
Week 11 (11/2)	14	15	16	--

ASSOCIATED PRESS POLL

RK.	TEAM	REC.	POINTS
1.	Mississippi State (45)	8-0	1484
2.	Florida State (15)	8-0	1452
3.	Auburn	7-1	1345
4.	Alabama	7-1	1281
5.	Oregon	8-1	1275
6.	TCU	7-1	1148
7.	Michigan State	7-1	1120
8.	Notre Dame	7-1	1096
9.	Kansas State	7-1	1049
10.	Baylor	7-1	961
11.	Arizona State	7-1	831
12.	Ole Miss	7-2	828
13.	Ohio State	7-1	780
14.	LSU	7-2	717
15.	Nebraska	8-1	680
16.	Oklahoma	6-2	574
17.	Georgia	6-2	465
18.	UCLA	7-2	464
19.	Clemson	6-2	341
20.	Utah	6-2	327
21.	Arizona	6-2	325
22.	Duke	7-1	288
23.	Marshall	8-0	238
24.	West Virginia	6-3	159
25.	Wisconsin	6-2	83

AMWAY COACHES POLL

RK.	TEAM	REC.	POINTS
1.	Mississippi State (40)	8-0	1526
2.	Florida State (22)	8-0	1501
3.	Auburn	7-1	1355
4.	Alabama	7-1	1349
5.	Oregon	8-1	1289
6.	Michigan State	7-1	1241
7.	TCU	7-1	1150
8.	Notre Dame	7-1	1121
9.	Kansas State	7-1	1087
10.	Baylor	7-1	957
11.	Ohio State	7-1	901
12.	Arizona State	7-1	854
13.	Ole Miss	7-2	793
14.	Nebraska	8-1	766
15.	LSU	7-2	636
16.	Oklahoma	6-2	601
17.	Georgia	6-2	508
18.	UCLA	7-2	438
19.	Clemson	6-2	394
20.	Duke	7-1	320
21.	Arizona	6-2	307
22.	Utah	6-2	253
22.	Marshall	8-0	253
24.	Wisconsin	6-2	146
25.	West Virginia	6-3	130

GAMECENTER

Date/Time: Saturday, November 8 at 7:10 p.m. CT

Location: Baton Rouge, La. - Tiger Stadium (102,321)

Television: CBS

Radio: LSU Sports Radio Network - 98.1 FM in Baton Rouge

Sirius Satellite Radio - ch. 85; XM Radio - ch. 85

Series Record: Alabama leads 48-25-5

Series Notes:

LSU and Alabama meet for the 79th time overall with the Crimson Tide holding a 48-25-5 advantage in the series ... Alabama has won three straight over LSU, which includes a 21-0 win over the Tigers in the BCS National Championship Game at the conclusion of the 2011 season ... LSU is 8-26-2 vs. Alabama in Tiger Stadium ... Last year, Alabama posted a 38-17 win in Tuscaloosa ... In last meeting between teams in Tiger Stadium, No. 5 LSU had a 17-14 lead and had held Alabama scoreless in the second half until T.J. Yeldon's 28-yard touchdown reception with 58 seconds left to win the game for the top-ranked Tide ... This will be the ninth straight time that both teams go into the contest ranked in Top 25 ... In four meetings from 2011-13, one of the teams was ranked No. 1 in the nation (LSU in both games in 2011; Alabama in 2012 and 2013) ... The teams have met every year since 1964 ... First meeting came in Baton Rouge in 1895 (LSU won 12-6) ... Teams are 5-5 in last 10 meetings ... LSU didn't beat Alabama in Tiger Stadium from 1971 until 2000 when Nick Saban coached the Tigers to a 30-28 win over the Crimson Tide ... That win in 2000 snapped a streak of 15 consecutive games in Tiger Stadium between the teams without an LSU victory ... LSU and Alabama tied 14-14 in Tiger Stadium in 1985 ... Since the revival of LSU football in 2000, the Tigers are 9-6 against Alabama, which includes a 5-2 record in Tuscaloosa ... Since 1996, the home team in the series has won just seven times in 18 tries (LSU won four of the seven) ... Current Alabama coach Nick Saban served as LSU's head coach for five years from 2000-04 ... LSU coach **Les Miles** is 5-5 vs. Alabama, which includes a 2-2 mark in games played in Tiger Stadium ... Teams have gone to overtime in three of Miles' 10 games against Alabama (LSU won 16-13 in 2005; Alabama won 27-21 in 2008; LSU won 9-6 in 2011) ... Miles is the only coach in LSU history to beat Alabama five times.

NOTEBOOK

More on the LSU-Alabama Series

- Since 2005, the LSU-Alabama game has gone to overtime three times (2005, 2008, and 2011) with the Tigers winning in 2005 and 2011. Two out of LSU's last three overtime games have come against Alabama.
- This is the fourth straight regular season meeting between the two teams that is being televised in CBS' lone primetime slot of the year. Since 2007, LSU has made more CBS primetime appearances than any team in the SEC (2007-09 vs. Florida, 2011-14 Alabama).
- This is the ninth straight meeting that both teams are ranked in the top 25. LSU-Alabama had met the previous six seasons with both teams ranked in the Top 10. The last four meetings featured one of the teams ranked No. 1 (LSU twice in 2011 season, and Alabama in 2012 and 2013).
- Since the 2005 season, a span of 10 games, a total of 33 points separates the two teams. LSU has scored 196 points in the last 10 games against Alabama, while the Crimson Tide has scored 229 points in that span.
- The winner of the LSU-Alabama game has played in the SEC Championship Game six out of the last nine years (LSU in 2005, 2007, and 2011; Alabama in 2008, 2009 and 2012).
- The winner of the LSU-Alabama game for eight of the last nine years has gone on to either play in the SEC Championship Game or play in a BCS bowl. The exception came in 2010. LSU played in SEC title game in 2005, the Sugar Bowl in 2006, the BCS National Championship Game in 2007 and 2011; Alabama played in Sugar Bowl in 2008 and 2013, the BCS National Championship Game in 2009 and the SEC and BCS title games in 2012.
- The team that has led at halftime has gone on to win just five in the last 12 meetings with LSU responsible for two of those victories. LSU led 21-14 in 2006 and went on to win 28-14, and the Tigers led 17-0 in 2003 and went on to win 27-3 that year. Alabama led 9-0 at halftime of the BCS National Championship Game and went on to win 21-0. The Tide led 14-3 in 2012 and survived with a comeback for a 21-17 win, and Alabama led 17-14 at halftime last season before winning 38-17. Other than that the team that led at halftime has lost the remaining five games. The only other exceptions came in 2008 and 2001 when the teams were tied at halftime. In 2008, the teams were tied 14-14 at halftime and Alabama went on to win 27-21 in overtime.

LSU To Face A Former Head Coach For 11th Time; Tigers Are 5-5 Against Former Coaches

When the Tigers line up against Alabama and Nick Saban on Nov. 8, it will mark the 11th time in LSU football history that a former LSU head coach will be on the opposing sidelines as head coach of the other team. LSU is 5-5 in those games. The only two coaches it's ever occurred against were Paul Dietzel in 1966 and 1973 when he was head coach at South Carolina and Saban in the last seven years. LSU and Miles are 3-5 vs. Saban, winning 41-34 in Tuscaloosa in 2007, 24-21 in Baton Rouge in 2010, and 9-6 in overtime in 2011. LSU lost 27-21 in overtime in Tiger Stadium in 2008, 24-15 in Tuscaloosa in 2009, 21-0 in the 2012 BCS National Championship Game, 21-17 in overtime in 2012 in Baton Rouge, and 38-17 last year in Tuscaloosa. LSU won both games against Dietzel, beating South Carolina, 28-12, in Tiger Stadium to open the 1966 season and followed by a 33-29 win over the Gamecocks in Columbia in 1973. Dietzel coached at LSU for seven years before leaving the Tigers for Army after the 1961 season. Dietzel coached at Army for four years before joining South Carolina in 1966. Dietzel's first game as head coach of the Gamecocks came against LSU. Ironically, it was Dietzel, still serving as the Tiger head coach, suggesting to then LSU AD Jim Corbett in 1959 that LSU schedule a four-game series with South Carolina with games being played in 1960-61 and 1965-66. The 1966 game became an immediate sellout once it was announced the Dietzel was joining South Carolina as its head coach.

LSU-Alabama Ties

In addition to current Alabama head coach Nick Saban being the former head man at LSU, there are several other LSU-Alabama ties ... Alabama defensive coordinator Kirby Smart coached the defensive backs at LSU in 2004 ... Alabama outside linebackers coach Lance Thompson coached the tight ends and defensive line at LSU in 2002-03 ... Alabama tight ends coach Bobby Williams coached the wide receivers at LSU in 2004 ... Crimson Tide defensive line coach Bo Davis is a 1993 graduate of LSU and played (1990-92) and served on the strength staff (1995-97, 2002-05) for the Tigers ... Alabama strength coach Scott Cochran is a graduate of LSU and served on the strength staff for the Tigers from 2001 to 2004 ... Alabama's director of equipment Jeff Springer is a 2001 graduate of LSU and worked as an equipment manager for the Tigers from three years from 2003-05.

LSU To Honor 22 Seniors on Saturday

LSU will recognize 22 seniors prior to kickoff on Saturday. The fifth-year seniors have been part of 51 wins at LSU while fourth-year seniors have won 40 games. With three regular-season games remaining, this year's group of four-year seniors can become just the second senior class in school history to win 10 or more games each year during their career. The following is an alphabetical listing of LSU's 2014 senior class: Logan Boudreaux, Luke Boyd, La'el Collins, Travis Dickson, Fehoko Fanaika, Jake Franklin, Kenny Hilliard, Chris LaBorde, Jeff Lang, Quantavius Leslie, Justin Maclin, Terrence Magee, Ronald Martin, Devante Meullion, Connor Neighbors, Myles O'Brien, Elliott Porter, Jermauria Rasco, Logan Stokes, Tre' Sullivan, Evan Washington and D.J. Welter.

Les Miles vs. The SEC

LSU coach **Les Miles** is 57-24 against SEC teams (all games) since taking over for the Tigers in 2005. The 57 wins include two victories in the SEC Championship Game, while two of the 24 losses include a defeat to Georgia in the 2005 SEC title game and the loss to Alabama in the 2012 BCS National Championship game. In games that count toward the SEC standings, Miles is 55-22. LSU is 31-8 under Miles in SEC home games and 24-14 in SEC road games.

LSU Looks to Continue Nation-leading Streak of 14 Straight Seasons of 8 Wins or More

Entering the 2014 season LSU has won at least eight games for a school-record 14 consecutive years. The 14 years with at least eight wins ties with Boise State as the longest current streak in college football, and the Tigers can make it 15 straight seasons with a victory against Alabama. LSU's streak of season with at least eight wins dates back to 2000 when first-year coach Nick Saban led the Tigers to an 8-4 record, which was capped with a 28-14 victory over Georgia Tech in the Peach Bowl. LSU has won at least eight games in nine seasons under **Les Miles**, and the Tigers have finished with 10 wins or more in seven of nine seasons.

LSU Is 6-3 Under Les Miles Following Scheduled Open Date

LSU goes into the Alabama game with a 6-3 record under **Les Miles** following a scheduled open date. LSU lost its open date in 2005 and one of its two open dates in 2008 due to Hurricanes that disrupted the schedule both years. This will be the fifth straight year that LSU goes into the Alabama game following an open week. The following is a look at how LSU has fared in the game following a scheduled open date under Miles:

Year	Open Date	Game After Open Date	Results
2005	Sept. 17 (lost due to Hurricane Katrina and Rita)		
2006	Oct. 28	at Tennessee	W, 28-24
2007	Oct. 27	at Alabama	W, 41-34
2008	Oct. 4	at Florida	L, 51-21
2008	Nov. 15 (lost due to Hurricane Gustav)		
2009	Oct. 17	Auburn	W, 31-10
2010	Oct. 30	Alabama	W, 24-21
2011	Oct. 29	at Alabama	W, 9-6 (OT)
2012	Oct. 27	Alabama	L, 21-17
2013	Nov. 2	at Alabama	L, 38-17
2013	Nov. 16	Texas A&M	W, 34-10

Miles Third Quickest To Reach 100 Wins in SEC History

There have been 18 coaches to win 100 games at an SEC institution in the history of the league. LSU coach **Les Miles** was the latest to join that list, winning No. 100 on Oct. 11 against Florida in Gainesville. Miles needed just 126 games to reach 100 wins, making him the third-fastest coach in SEC history to get to 100 victories. Steve Spurrier was the quickest to 100, needing only 120 games at Florida to do so. Robert Neyland from Tennessee was the second-fastest to 100 wins in SEC history, doing it in 121 contests. The following is a look at the SEC coaches who have won 100 games as a head coach at an SEC institution and the number of games it took them to reach the milestone:

Coach	School	No. of Games Needed to Reach 100 Wins
Steve Spurrier	Florida/South Carolina	120
Robert Neyland	Tennessee	121
Les Miles	LSU	126
Phil Fulmer	Tennessee	128
Nick Saban	LSU/Alabama	128
Frank Thomas	Alabama	131
Dan McGugin	Vanderbilt	132
Johnny Vaught	Ole Miss	135
Mark Richt	Georgia	136

COLLEGE FOOTBALL PLAYOFFS POLL

RANK	TEAM	RECORD
1.	Mississippi State	8-0
2.	Florida State	8-0
3.	Auburn	7-1
4.	Oregon	8-1
5.	Alabama	7-1
6.	TCU	7-1
7.	Kansas State	7-1
8.	Michigan State	7-1
9.	Arizona State	7-1
10.	Notre Dame	7-1
11.	Ole Miss	7-2
12.	Baylor	7-1
13.	Nebraska	8-1
14.	Ohio State	7-1
15.	Oklahoma	6-2
16.	LSU	7-2
17.	Utah	6-2
18.	UCLA	7-2
19.	Arizona	6-2
20.	Georgia	6-2
21.	Clemson	6-2
22.	Duke	7-1
23.	West Virginia	6-3
24.	Georgia Tech	7-2
25.	Wisconsin	6-2

TIGER TRENDS

	2014	Miles
August	1-0	4-0
September	3-1	35-4
October	3-1	28-9
November	0-0	27-9
December-January	0-0	8-4
LSU's Conference Record...		
at home	2-1	31-8
on the road	1-1	24-14
LSU's Non-Conference Record...		
at home	3-0	31-0
on the road	0-0	4-0
neutral	1-0	11-4
LSU vs. Ranked Opponents...		
at home	1-0	16-5
on the road	0-1	12-11
neutral	1-0	11-4
LSU's Record in Games...		
decided by 7 pts or less	2-1	33-14
decided by 3 pts or less	2-0	12-8
Away/neutral during day	0-0	16-11
Away/neutral at night	2-1	25-7
Home during day	0-0	15-4
Home at night	5-1	46-4
LSU's Record When Scoring...		
less than 20 points	1-1	8-13
20+ points	6-1	94-13
30+ points	5-0	71-5
LSU's Record When Allowing...		
14 or fewer points	7-0	61-3
24 or fewer points	6-0	88-9
25+ points	1-2	14-17
LSU's Record When...		
Leading after the 1st qtr	4-0	70-6
Trailing after the 1st qtr	3-2	16-17
Tied after the 1st qtr	0-0	16-3
Leading at halftime	4-0	79-7
Trailing at halftime	3-2	21-16
Tied at halftime	0-0	2-3
Leading after the 3rd qtr	5-0	83-6
Trailing after the 3rd qtr	2-2	16-19
Tied after the 3rd qtr	0-0	3-1
LSU's Record With...		
less than 300 yards total offense	0-2	10-15
300+ yards total offense	7-0	92-11
400+ yards total offense	6-1	48-6
500+ yards total offense	2-0	13-0
600+ yards total offense	0-0	1-0
less than 100 yards rush	0-1	5-16
100+ yards rushing	7-1	97-10
150+ yards rushing	6-0	81-5
200+ yards rushing	5-0	44-3
250+ yards rushing	4-0	22-1
less than 200 yards pass	4-1	45-14
200+ yards passing	3-1	57-12
300+ yards passing	0-1	9-3
350+ yards passing	0-0	2-1
400+ yards passing	0-0	0-0
LSU's Record When Allowing...		
less than 200 total yards	1-0	23-1
less than 300 total yards	4-0	71-4
less than 400 total yards	7-0	90-13
400+ yards total offense	0-2	12-13
less than 100 yards rush	3-0	58-4
100+ yards rush	4-2	44-22
less than 200 yards pass	7-0	71-9
less than 300 yards pass	7-2	94-22
300+ yards pass	0-0	8-4

Mike Donahue	Auburn/LSU	140
Bear Bryant	Kentucky/Alabama	141
Shug Jordan	Auburn	141
Charles McClendon	LSU	141

Youth Movement: True Freshmen Have Scored 17 of 36 Offensive Touchdowns

Through nine games this season LSU's underclassmen on offense have led the Tigers in scoring. True freshmen have scored 17 of the team's 36 offensive touchdowns led by RB **Leonard Fournette** (7 rushing TDs), WR **Malachi Dupre** (4 receiving TDs), QB **Brandon Harris** (3 rushing) and RB **Darrel Williams** (3 rushing). Even more impressive is that 25 of LSU's 35 offensive touchdowns have been scored by freshmen or sophomores with So. WR **Travin Dural** hauling in 7 TD receptions and redshirt freshman WR **John Diarse** with 1 TD reception.

- The most touchdowns scored by true freshmen in a season at LSU is 26 in 1982 when RB Dalton Hilliard scored 16, RB Garry James posted 9 and QB Jeff Wickersham had 1.

Leonard Fournette Gains Most Rushing Yards in a Game by an LSU True Freshman Since 2003

LSU running back **Leonard Fournette** had a breakout game at Florida on Oct. 11 to earn SEC Co-Freshman of the Week honors. In his first career start, Fournette rushed for a career-best 140 yards and a pair of touchdowns on 27 carries to help LSU beat Florida, 30-27. His 140 rushing yards were the most by an LSU true freshman since 2003 when Justin Vincent ran for 201 yards in the SEC Championship Game against Georgia. Fournette's 27 carries are the most by an LSU true freshman since Jeremy Hill had 29 (for 107 yards) versus Alabama on Nov. 3, 2012. Fournette finished with a season-high 225 all-purpose yards against Florida. He earned SEC Freshman of the Week again when he ran for 113 yards against Ole Miss. He ranks fourth in the SEC with an average of 134.3 all-purpose yards per game.

LSU Freshman Rushing Yards in A Season Top 10

Player	Year	Yards
1. Justin Vincent	2003	1,001
2. Dalton Hilliard	1982	901
3. Kevin Faulk	1995	852
4. Jeremy Hill	2012	755
5. Garry James	1982	710
6. Harvey Williams	1986	700
7. LaBrandon Toefield (RS)	2000	682
8. Leonard Fournette	2014	657
9. Rondell Mealey (RS)	1996	603
10. Kendall Cleveland (RS)	1995	562

Travin Dural: LSU's Explosive Playmaker

Sophomore wide receiver **Travin Dural** has shown in the 2014 season that he is one of the most explosive players in the country. Dural has caught 27 passes for 676 yards and seven touchdowns this season for an average of 25.0 yards per reception, a figure that ranks third nationally.

- Of his 34 career catches, 29 have resulted in either a first down or touchdown, including 22-of-27 catches in 2014.
- He currently ranks fifth in the SEC and 17th nationally with seven touchdown receptions.
- Dural is third in the league in receiving yards (676) and fourth in the SEC with 75.1 receiving yards per game.
- Dural is tied for first nationally with one reception of 90-plus yards, tied for first with two receptions of 80-plus yards, tied for fourth with two receptions of 70-plus yards, tied for fourth nationally with six receptions of 40-plus yards, tied for ninth nationally with eight receptions of 30-plus yards and tied for 14th with 13 receptions of 20-plus yards.
- His 94-yard touchdown reception on the first play from scrimmage for LSU against Sam Houston State on Sept. 6 is a school record, breaking the previous long pass of 82 yards by Steve Ensminger to Carlos Carson in 1978 versus Georgia. The 94-yard TD pass tied LSU's longest offensive play from scrimmage as well as it matched a 94-yard rushing touchdown by Sal Nicolo at Rice on Oct. 4, 1952 and a 94-yard run by Jesse Fatheree at Georgia on Nov. 16, 1935.
- His 80-yard TD reception against Wisconsin in the opener ranks as the fourth-longest passing play in LSU history.
- He is only the second LSU player in history to score a touchdown on his first three receptions in a game. Dural caught three balls for three TDs against Sam Houston State. Carlos Carson had five catches for five TDs against Rice in 1977.
- Against Wisconsin, Dural became the first Tiger to go over 100 receiving yards in his first career start since Dwayne Bowe hauled in five catches for 103 yards and one touchdown in his first start against Oregon State on Sept. 4, 2004.
- He is the first LSU receiver to record at least three 100-yard receiving games in the first four games of a season since Michael Clayton in 2003.

Terrence Magee Pulled Off a Rarity Against Kentucky: Led LSU in Rushing AND Receiving Yards

Terrence Magee became only the third LSU player since 1990 to lead the Tigers in both rushing and receiving yards in the same game when he ran for 127 yards and two touchdowns on nine carries and finished with 44 receiving yards on three catches to lead LSU against Kentucky on Oct. 18. The only other players to lead LSU in rushing and receiving yards in the same game were Joseph Addai against Alabama in 2004 and Harvey Williams against Alabama in 1990. Magee added 49 return yards on the opening kickoff against the Wildcats to finish with a career-best 220 all-purpose yards. Magee led the team in receiving again with two catches for 45 yards against Ole Miss.

Player	Rush Yds (No.)	Rec. Yds (No.)	Date	Opponent	Result
Terrence Magee	127 (9)	44 (3)	10/18/2014	Kentucky	W, 41-3
Joseph Addai	99 (12)	46 (3)	11/13/2004	Alabama	W, 26-10
Harvey Williams	54 (16)	34 (2)	11/10/1990	at Alabama	L, 24-3

Colby Delahoussaye Picks Up Where He Left Off; Ranks Second Nationally in Career FG Percentage

Sophomore placekicker **Colby Delahoussaye**, a semifinalist for the Lou Groza Award as a redshirt freshman in 2013, continued his outstanding accuracy to open the 2014 season. He is 8-of-9 in field goal attempts in 2014, including the game-winning 50-yard attempt at Florida. It is the first game-winning field goal for LSU since Drew Alleman kicked one in overtime against Alabama in the "Game of the Century" in 2011. Delahoussaye currently ranks No. 2 nationally in career field goal percentage at 91.3 (minimum 15 made among active players according to the NCAA). For his career, he is now 21-of-23 in field goals, including a perfect 5-for-5 mark on attempts from 40-plus yards. Last year as a freshman, Delahoussaye shattered the LSU record for most consecutive field goals to start a career by converting his first nine attempts. The previous record was seven straight by David Brownlyke in 1986.

Active Career Field Goal Percentage National Leaders (Minimum 15 Made Field Goals)

1. Roberto Aguayo, So., Florida State - .946 percent (35-of-37)

2. **Colby Delahoussaye, So., LSU - .913 percent (21-of-23)**

3. Kyle Bullard, Jr., Houston - .905 percent (19-of-21)

4. Will Conant, Sr., Air Force - .889 percent (24-of-27)

5. Jeremiah Detmer, Sr., Toledo - .857 percent (60-of-70)

Delahoussaye Adds Game-Winning Field Goal to Impressive Résumé

Colby Delahoussaye booted a 50-yard field goal to win the game at Florida on Oct. 11. Not only did his field goal with three seconds left on the clock give the Tigers a 30-27 triumph, it was also a career-long kick for the sophomore. Here is a look at LSU's game-winning field goals since 1941. Note: for this purpose a field goal is classified as a "game winner" if it served as the last points of a game and if it came within the final two minutes of the contest or in overtime:

Date	Placekicker	Game-winning FG	Result
10/11/2014	Colby Delahoussaye	50-yarder with 0:03 left in 4th quarter at Florida	W, 30-27
11/5/2011	Drew Alleman	25-yarder in OT at #2 Alabama	W, 9-6 OT
11/28/2009	Josh Jasper	36-yarder in OT vs. Arkansas	W, 33-30 OT
11/18/2006	Colt David	26-yarder in OT vs. Ole Miss	W, 23-20 OT
10/22/2005	Chris Jackson	30-yarder in OT vs. #16 Auburn	W, 20-17 OT
9/11/1993	Andre' Lafleur	26-yarder with 0:10 left in 4th quarter at Mississippi State	W, 18-16
11/5/1988	David Brownlyke	34-yarder with 0:28 left in 4th quarter at #18 Alabama	W, 19-18
9/20/1980	David Johnston	17-yarder with 0:35 left in 4th quarter vs. Colorado	W, 23-20
10/25/1941	Bernie Lipkis	22-yarder with 0:04 left in 4th Qtr vs. Florida	W, 10-7

Anthony Jennings Orchestrates Three Fourth-Quarter Comebacks in 2014; Has Four In His Career

Sophomore quarterback **Anthony Jennings** is 8-1 as a starter at LSU, and four of his wins have been the result of a fourth-quarter comeback. In 2013, Jennings led LSU to a comeback victory against Arkansas in the regular season finale. Making only his second career start to open the 2014 season, Jennings calmly led LSU to a 28-24 victory after facing an 11-point fourth-quarter deficit to Wisconsin. He also guided the Tigers to a 30-27 win at The Swamp against Florida, and he most recently drove LSU 95 yards midway through the fourth quarter to give LSU a 10-7 win against Ole Miss. Since 2000, Jennings is the only LSU quarterback to lead the Tigers on two game-winning fourth-quarter drives covering 90 or more yards (99 vs. Arkansas in 2013, 95 vs. Ole Miss in 2014).

Anthony Jennings Among Nation's Leaders in Game-Winning Drives

Sophomore quarterback **Anthony Jennings** has engineered four game-winning drives in his young career to rank 10th nationally among current quarterbacks. Below is a list of quarterbacks who lead the nation in game-winning drives:

Rank	Name	School	No. of Game-Winning Drives in Career
1.	Pete Thomas	Colorado State/NC State/ULM	7
	Shane Carden	East Carolina	7
3.	Quinn Kaheler	San Diego State	6
	Gary Nova	Rutgers	6
	Garrett Grayson	Colorado State	6
	Braxton Miller	Ohio State	6
7.	Keenan Reynolds	Navy	5
	Taylor Kelly	Arizona State	5
	Nick Marshall	Auburn	5
10.	Anthony Jennings	LSU	4 (2013: vs. Ark.; 2014: vs. Wisc., at UF, vs. OM)
	Christian Hackenberg	Penn State	4
	Bo Wallace	Ole Miss	4

LSU Bowl Eligible for Record 15th Straight Season

By picking up its sixth win of the season against Kentucky in week eight, LSU is now bowl eligible for a school-record 15th straight year. LSU has played in a bowl game every season dating back to 2000. The 15-year bowl eligible streak trails only Georgia (18) in the SEC. Florida State leads the nation with 33 consecutive bowl appearances.

Danielle Hunter Records Most Tackles By An LSU D-Lineman In A Game Since 1996

Junior defensive end **Danielle Hunter** had a career night at Auburn on Oct. 4. Hunter shattered his career high with 12 tackles, including seven solo, with 0.5 tackles for a loss. It was the first time an LSU defensive lineman recorded double-digit tackles in a game since Glenn Dorsey had 11 (3 solo) vs. Ole Miss on Nov. 18, 2006. Hunter's seven solo tackles are the most by an LSU d-lineman in a game since Marcus Spears had eight at Arkansas on Nov. 26, 2004. Hunter's 12 total

INDIVIDUAL HONORS

Kwon Alexander • 4 • LB

All-SEC Second Team (Coaches)

All-SEC Third Team (Media)

Vadal Alexander • 74 • OG

Outland Trophy Watch List

SEC Offensive Lineman of the Week (at Florida)

All-SEC Second Team (Coaches, Media)

Kendell Beckwith • 52 • LB

SEC Defensive Player of the Week (vs. Ole Miss)

La'el Collins • 70 • OT

Lombardi Award Watch List

Outland Trophy Watch List

Senior CLASS Award Candidate

Phil Steele All-America Second Team

Athlon Sports All-America Third Team

All-SEC First Team (Coaches, Media)

Colby Delahoussaye • 42 • PK

Groza Award Watch List

All-SEC Second Team (Coaches, Media)

Travin Dural • 83 • WR

Biletnikoff Award Watch List

Hoko Fanaika • 69 • OG

SEC Community Service Team Player of the Week (Oct. 7)

Reid Ferguson • 50 • SNP

Phil Steele All-America Second Team

Leonard Fournette • 7 • RB/RS

Athlon National Freshman of the Week (Week 9 vs. Ole Miss)

SEC Freshman of the Week (vs. Ole Miss)

SEC Co-Freshman of the Week (at Florida)

Hornung Award Honor Roll (Week 3 vs. ULM)

Brandon Harris • 6 • QB

SEC Freshman of the Week (vs. New Mexico State)

Danielle Hunter • 94 • DE

All-SEC Third Team (Coaches)

Jamie Keehn • 38 • P

All-SEC Third Team (Coaches, Media)

Terrence Magee • 18 • RB

Doak Walker Award Watch List

All-SEC Second Team All-Purpose (Coaches, Media)

Ronald Martin • 26 • S

Jim Thorpe Award Semifinalist

Jalen Mills • 28 • S

Lott IMPACT Trophy Watch List

Elliott Porter • 55 • C

Rimington Trophy Watch List

Jermauria Rasco • 59 • DE

All-SEC Third Team (Coaches, Media)

Rashard Robinson • 21 • CB

All-SEC Third Team (Coaches, Media)

Corey Thompson • 12 • S

All-SEC Second Team (Coaches)

All-SEC Third Team (Media)

Tre'Davious White • 16 • CB

Thorpe Award Watch List

Sports Illustrated All-America Second Team

Athlon Sports All-America Third Team

All-SEC Second Team (Coaches, Media)

LSU VS. TOP 25 UNDER LES MILES (39-20)

2005 (5-2)

Opponent	LSU Rank	Results
at #15 Arizona State	#5	W, 35-31
#10 Tennessee	#4	L, 30-27 OT
#11 Florida	#10	W, 21-17
#17 Auburn	#7	W, 20-17 OT
at #3 Alabama	#5	W, 16-13 OT
#13 Georgia	#3	L, 34-14 in SECCG
#10 Miami	#9	W, 40-3 in Peach Bowl

2006 (3-2)

Opponent	LSU Rank	Results
at #3 Auburn	#6	L, 7-3
at #5 Florida	#9	L, 23-10
at #8 Tennessee	#13	W, 28-24
at #5 Arkansas	#9	W, 31-26
#11 Notre Dame	#4	W, 41-14 in Sugar Bowl

2007 (7-1)

Opponent	LSU Rank	Results
#9 Virginia Tech	#2	W, 48-7
#12 South Carolina	#2	W, 28-16
#7 Florida	#1	W, 28-24
at #17 Kentucky	#1	L, 40-37 OT
#18 Auburn	#5	W, 30-24
at #17 Alabama	#17	W, 41-34
#14 Tennessee	#5	W, 21-14 in SECCG
#1 Ohio State	#2	W, 38-24 in BCS Game

2008 (2-3)

Opponent	LSU Rank	Results
at #9/10 Auburn	#6	W, 26-21
at #11 Florida	#3	L, 51-21
#9 Georgia	#11	L, 52-38
#1 Alabama	#15	L, 27-21 OT
#14 Georgia Tech	NR	W, 38-3 in Chick-fil-A Bowl

2009 (1-3)

Opponent	LSU Rank	Results
at #18/14 Georgia	#4	W, 20-13
#1 Florida	#4	L, 13-3
#3 Alabama	#9	L, 24-15
#11/9 Penn State	#13	L, 19-17 in Capital One Bowl

2010 (5-2)

Opponent	LSU Rank	Results
#18 North Carolina	#21/16	W, 30-24
#22/21 West Virginia	#15/12	W, 20-14
at #14/12 Florida	#12/9	W, 33-29
at #5 Auburn	#6	L, 24-17
#5 Alabama	#12/11	W, 24-21
at #12 Arkansas	#6	L, 31-23
#18 Texas A&M	#11	W, 41-24 in Cotton Bowl

2011 (8-1)

Opponent	LSU Rank	Results
#3 Oregon	#4	W, 40-27
at #25 Mississippi State	#3	W, 19-6
at #16 West Virginia	#2/3	W, 47-21
#17/18 Florida	#1/2	W, 41-11
#19/23 Auburn	#1/2	W, 45-10
#2 Alabama	#1	W, 9-6
#3 Arkansas	#1	W, 41-17
#12/14 Georgia	#1	W, 42-10 in SECCG
#2 Alabama	#1	L, 21-0 in BCS Game

2012 (3-3)

Opponent	LSU Rank	Results
at #10/11 Florida	#4/3	L, 14-6
#3 South Carolina	#9/8	W, 23-21
at #20/19 Texas A&M	#6	W, 24-19
#1 Alabama	#5	L, 21-17
#22/23 Miss. State	#9/8/7	W, 37-17
#14/13 Clemson	#9/7	L, 24-25

2013 (3-2)

Opponent	LSU Rank	Results
vs. #20 TCU	#12/13	W, 37-27
at #9/10 Georgia	#6	L, 44-41
#17 Florida	#10/11	W, 17-6
at #1 Alabama	#10/12	L, 38-17
#9/10 Texas A&M	#18/19	W, 34-10

2014 (2-1)

Opponent	LSU Rank	Results
vs. #14 Wisconsin	#13/13	W, 28-24
at #5 Auburn	#15/15	L, 41-7
vs. #3 Ole Miss	#24/23	W, 10-7
vs. #4/4/5 Alabama	#14/15/16	?

tackles are the most by an LSU defensive lineman since Chuck Wiley had 12 (11 solo) against Tulane on Nov. 23, 1996. The last time an LSU defensive lineman had more than 12 tackles in a game was Wiley when he produced 20 (14 solo) at Kentucky on Oct. 14, 1995. Hunter ranks second on the team with 55 tackles, and he leads LSU and ranks third in the SEC with 10.0 tackles for a loss this season. Here is a list of defensive linemen with double-digit tackles under **Les Miles** (since 2005):

Player	Tackles (solo)	Opponent	Date	Result
Danielle Hunter	12 (7)	at #5 Auburn	Oct. 4, 2014	L, 41-7
Glenn Dorsey	11 (3)	Ole Miss	Nov. 18, 2006	W, 23-20 OT
Kyle Williams	11 (5)	at #4 Alabama	Nov. 12, 2005	W, 16-13 OT
Claude Wroten	10 (6)	at Mississippi State	Oct. 1, 2005	W, 37-7

LSU Defensive Rankings and Notes

Through nine games, LSU has only allowed an average of 158.4 yards per game through the air, a figure that ranks first in the Southeastern Conference and fourth nationally. The Tigers rank first nationally in pass defense efficiency with a rating of 96.4. Here are some rankings and notes on the defense after nine games:

- LSU ranks second in the SEC and 15th nationally in total defense, giving up 318.1 yards per game.
- LSU is second in the league in fumble recoveries with eight.
- LSU is first in the SEC and No. 8 nationally in third down defense. Opponents have converted only 28.8 percent of third downs (38-of-132).
- The Tigers are third in the SEC and fourth nationally in scoring defense at 15.9 points per game.
- LSU held Kentucky to three points. It's the fewest points the Tigers have surrendered to an SEC opponent since Nov. 19, 2011 when LSU beat Ole Miss 52-3.
- LSU limited Ole Miss to its fewest passing yards (176), total yards (313) and points (7) of the season.
- LSU's shutouts against Sam Houston St. and ULM give the Tigers 258 all-time (including 8 ties) and 8 under **Les Miles**.
- LSU did not allow ULM to gain a first down by rushing. That's the first time the Tigers have accomplished the feat since Sept. 14, 2002 vs. Miami (Ohio).
- LSU only allowed six first downs by ULM, the lowest total since allowing six against Northwestern State on Sept. 10, 2011. The last time an LSU defense allowed less than six was Sept. 12, 1997 when Arkansas State only had five.
- LSU's seven sacks against Sam Houston State are the most in a game since Nov. 3, 2007 at Alabama when the Tigers recorded seven. The last time LSU had more than seven in a game was Nov. 19, 1994 when LSU had nine vs. Tulane.
- In the opener, LSU held Wisconsin to 8-for-24 passing for 50 yards, no touchdowns and two interceptions. It is the first time LSU allowed 50 or fewer passing yards since Nov. 19, 2011 when the Tigers limited Ole Miss to 47 passing yards, and it ranks as the second-fewest total allowed since Sept. 11, 1999 when North Texas only had 10 yards passing.
- LSU only allowed 2.1 yards per pass attempt (50 yards on 24 attempts) against the Badgers, and that figure ranks as the lowest allowed during the Les Miles era at LSU and third lowest by the Tigers dating back to 1992.

Here are the three games with the lowest yards per pass attempt allowed since 1992:

Yds/Pass Attempt Avg.	Passing Comp.-Att., Yds.	Opponent
0.6	3-16, 10 yards	vs. North Texas on Sept. 11, 1999
2.0	8-26, 53 yards	vs. Louisiana-Lafayette on Oct. 5, 2002
2.1	8-24, 50 yards	vs. Wisconsin on Aug. 30, 2014

Shutdown Defense Against ULM: Warhawks' Longest Play from Scrimmage Was 12 Yards

ULM's longest play from scrimmage against the LSU defense on Sept. 13 was a pass for a gain of 12 yards. That is the shortest "long pass" play by an LSU opponent since Nov. 27, 1993 when Arkansas' longest completion was 10 yards. It is also the first time that LSU did not allow a play from scrimmage of more than 12 yards since Nov. 13, 1971 when Mississippi State's longest play was a 12-yard pass. ULM's longest rush was a gain of six yards, the "shortest long" rush against LSU since the Tigers held Tulane to a long run of five yards on Nov. 20, 1976.

LSU Records Back-to-Back Shutouts for First Time Since 1985

After beating Sam Houston State 56-0 and ULM 31-0, it marked the first time LSU has shut out opponents in back-to-back games since 1985 when the Tigers defeated Kentucky 10-0 on Oct. 19 and beat Ole Miss 14-0 on Nov. 2. Starting early in the third quarter against Wisconsin, LSU had a scoreless streak that amounted to 147 minutes and 24 seconds of game action, the longest such streak since 1962-63 when LSU held opponents scoreless for 169:00 of action starting at 4:30 in the first quarter against Tulane on Nov. 24, 1962 and lasting until 0:30 left in the fourth quarter against Texas A&M on Sept. 21, 1963. LSU's scoreless streak this season was the most in the same season since 1962 when the LSU defense held opponents scoreless for 195:24 that spanned the first quarter of the game against Miami on Oct. 13 and lasted through the second quarter of the Ole Miss game on Nov. 3.

- LSU's back-to-back shutouts were the first since...
- LSU recorded two straight shutouts at home since 1941 when the Tigers tied Mississippi State 0-0 on Oct. 11 and beat Rice 27-0 on Oct. 18.
- LSU had back-to-back shutouts in the same venue since the 1958 season in Tulane Stadium when the Tigers defeated Tulane 62-0 on Nov. 22 and beat Clemson 7-0 in the Sugar Bowl on Jan. 1, 1959.
- LSU earned wins in two straight shutouts in Tiger Stadium: Nov. 30, 1940 in a 14-0 win versus Tulane and Sept. 20, 1941 in a 25-0 victory against Louisiana Tech.
- LSU posted back-to-back shutout wins at Tiger Stadium in the same season since 1940: Oct. 19 vs. Mercer (40-0) and Oct. 26 vs. Vanderbilt (7-0).

LSU Has 24 Fourth-Quarter Comebacks Under Les Miles

LSU has won 24 games under **Les Miles** despite trailing in the fourth quarter, including three games this season - the season opener against Wisconsin, at Florida and vs. Ole Miss. Of the 24 wins, 16 have come against Top 25 teams. The following is a look at LSU's fourth quarter comebacks under Miles, how many points the Tigers had to overcome in the final frame to win and the quarterback who engineered the comeback:

Year	Opponent	Situation	Results	QB
2005	at Arizona State	scored TD with 1:13 left (LSU trailed 17-7 entering 4Q; LSU scored 28 4Q points)	W, 35-31	Russell
2005	Florida	scored TD with 12:35 left (LSU trailed 17-14 in 4Q)	W, 21-17	Russell
2005	Auburn	kicked FG with 1:40 left to force OT (LSU trailed 17-14 with less than 5 minutes to play)	W, 20-17	Russell
2006	at Tennessee	scored TD with 9 seconds left (LSU trailed 24-21 with less than 8 minutes left in 4Q)	W, 28-21	Russell
2006	Ole Miss	scored TD with 14 sec. left to force OT (LSU trailed 20-7 with less than 9 minutes left in 4Q)	W, 23-20 OT	Russell
2007	Florida	scored TD with 1:06 left (LSU trailed 24-14 to start 4Q)	W, 28-24	Flynn
2007	Auburn	scored TD with :01 left (LSU trailed 24-23 with 3:12 left in the 4Q)	W, 30-24	Flynn
2007	Alabama	scored TD with 1:26 left (LSU trailed 34-27 with 4:53 left in 4Q)	W, 41-34	Flynn
2007	Tennessee	scored TD with 9:54 left (LSU trailed 14-13 with less than 10 minutes left in 4Q)	W, 21-14	Perrilloux
2008	at Auburn	scored TD with 1:03 left (LSU trailed 21-20 with 4:00 left in 4Q)	W, 26-21	Lee
2008	Troy	scored go-ahead TD with 4:50 left (LSU trailed 31-10 to start 4Q)	W, 40-31	Lee
2009	at Georgia	scored go ahead TD with 0:46 left (LSU trailed 13-12 with 1:09 left)	W, 20-13	Jefferson
2009	Arkansas	kicked FG w/ 4 sec. left to force OT (LSU trailed 30-27 with 1:18 left)	W, 33-30	Jefferson
2010	Tennessee	scored TD with 0:00 left in 4Q (LSU trailed from 11:34 left in game to final play)	W, 16-14	Lee/Jefferson
2010	at Florida	scored TD with 0:06 left in 4Q (LSU trailed 29-26 with 3:21 left in game)	W, 33-29	Lee
2010	Alabama	scored go ahead TD w/ 8:13 left in 4Q	W, 24-21	Jefferson
2010	Ole Miss	(LSU trailed 36-35 with 4:57 left in game)	W, 43-36	Jefferson
2011	at Alabama	trailed 6-3 to start 4Q	W, 9-6 OT	Jefferson
2012	South Carolina	kicked FG with 6:37 left to take lead (LSU trailed 14-10 entering 4Q)	W, 23-21	Mettenberger
2012	Ole Miss	scored go ahead TD w/15 seconds left in 4Q (LSU trailed 28-20 entering 4Q and 35-28 with 11:11 to play)	W, 41-35	Mettenberger
2013	Arkansas	scored go-ahead TD w/1:15 left in 4Q (LSU trailed 27-21 to start 4Q)	W, 31-27	Jennings
2014	vs. Wisconsin	scored go-ahead TD w/9:41 left in 4Q (LSU trailed 24-13 to start 4Q)	W, 28-24	Jennings
2014	at Florida	kicked FG w/ 3 sec. left to take lead (LSU trailed 24-20 w/ 6:10 left in 4Q)	W, 30-27	Jennings
2014	Ole Miss	scored go ahead TD w/5:07 left in 4Q (LSU trailed 7-3 to start 4Q)	W, 10-7	Jennings

LSU Has FBS' Best Record When Trailing in the Fourth Quarter Since 2005

Since head coach **Les Miles**' first season at LSU in 2005, no team has a better record in games when trailing in the fourth quarter. Here is a look at the teams with the best record when trailing in the fourth quarter since 2005:

Team	W-L Record	Win Pct.
LSU	24-23	.511
Texas	18-34	.346
Florida State	18-37	.327
Clemson	17-38	.309

LSU Among Nation's Best in the Final Quarter; Tigers Rank Third Nationally in Scoring Margin

LSU's defense has been stingy in the second of games this season, especially in the fourth quarter as the Tigers have outscored opponents 79-20 (+59) in the fourth quarter. LSU ranks third nationally with the +59 margin in the fourth quarter.

Fourth Quarter Scoring Margin Leaders

CAREER GAMES PLAYED/STARTED

Player	2010	'11	'12	'13	'14	Total
Jamal Adams, S	--	--	--	--	9/0	9/0
Donnie Alexander, LB	--	--	--	--	8/0	8/0
Kwon Alexander, LB	--	--	7/2	13/9	8/8	28/19
Vadal Alexander, OG	--	--	13/9	13/13	9/9	35/31
Jonah Austin, OG	--	--	--	7/0	5/0	12/0
Maquedius Bain, DT	--	--	--	--	8/0	8/0
John Battle, S	--	--	--	--	1/0	1/0
Kendell Beckwith, LB	--	--	--	12/0	9/3	21/3
Josh Boutte, OT	--	--	--	8/0	9/0	17/0
Tashawn Bower, DE	--	--	--	6/0	9/0	15/0
D.J. Chark, WR	--	--	--	--	6/0	6/0
Deondre Clark, DE	--	--	--	--	8/0	8/0
Jalen Collins, CB	--	--	13/1	13/2	9/3	35/6
La'el Collins, OT	--	7/0	13/13	12/12	9/9	41/34
Colby Delahoussaye, PK	--	--	--	13/0	9/0	22/0
John Diarse, WR	--	--	--	--	9/0	9/0
Travis Dickson, TE	--	6/0	12/1	12/1	9/0	39/2
Andy Dodd, C/OL	--	--	--	--	4/0	4/0
Trent Domingue, PK	--	--	--	--	9/0	9/0
Jevonte Dondom, OL	--	--	--	--	1/0	1/0
Malachi Dupre, WR	--	--	--	--	8/2	8/2
Travin Dural, WR	--	--	--	12/0	9/9	21/9
Fehoko Fanaika, OG	--	--	--	12/0	9/3	21/3
Ronnie Feist, LB	--	--	5/0	--	4/0	9/0
Reid Ferguson, SNP	--	--	13/0	13/0	9/0	35/0
Leonard Fournette, RB	--	--	--	--	9/3	9/3
Cameron Gamble, PK	--	--	--	--	5/0	5/0
Clifton Garrett, LB	--	--	--	--	2/0	2/0
Greg Gilmore, DT	--	--	--	--	4/0	4/0
Davon Godchaux, DT	--	--	--	--	9/6	9/6
Dillon Gordon, TE	--	--	13/0	13/12	9/9	35/21
Brandon Harris, QB	--	--	--	--	7/1	7/1
Jerald Hawkins, OT	--	--	--	13/13	9/9	22/22
Frank Herron, DT	--	--	--	--	4/0	4/0
Kenny Hilliard, RB	--	13/0	12/1	12/0	9/5	46/6
Danielle Hunter, DE	--	--	12/0	13/10	9/9	34/19
Rickey Jefferson, S	--	--	--	7/1	9/0	16/1
Anthony Jennings, QB	--	--	--	9/1	9/8	18/9
Colin Jeter, TE	--	--	--	--	8/0	8/0
Mickey Johnson, DT	--	--	1/0	4/0	2/0	7/0
Deion Jones, LB	--	--	13/0	13/0	9/1	35/1
Melvin Jones, FB	--	--	--	9/0	8/1	17/1
Jamie Keehn, P	--	--	2/0	13/0	9/0	24/0
Christian LaCouture, DT	--	--	--	13/0	9/9	22/9
Tommy LeBeau, S	--	--	--	3/0	6/0	9/0
Quantavius Leslie, WR	--	--	--	4/0	3/0	7/0
Lamar Louis, LB	--	--	11/5	13/0	8/8	32/13
Justin Maclin, DE	1/0	--	2/0	5/0	4/0	12/0
Terrence Magee, RB	--	5/0	9/0	13/0	9/1	36/1
K.J. Malone, OL	--	--	--	--	4/0	4/0
Ronald Martin, S	--	3/0	13/1	8/7	9/9	33/17
Jalen Mills, S	--	--	13/13	13/13	9/9	35/35
John David Moore, FB	--	--	--	--	6/0	6/0
Lewis Neal, DE	--	--	--	10/0	9/0	19/0
Connor Neighbors, FB	1/0	4/0	13/0	13/7	8/7	39/14
Ed Paris, CB	--	--	--	--	9/0	9/0
M.J. Patterson, DE	--	--	--	--	3/0	3/0
Avery Peterson, WR	--	--	--	--	1/0	1/0
Ethan Pocic, C	--	--	--	6/1	8/8	14/9
Elliott Porter, C	--	--	10/1	12/12	7/7	29/20
Trey Quinn, WR	--	--	--	--	9/6	9/6
Jermauria Rasco, DE	--	9/0	13/0	13/13	9/9	44/22
Duke Riley, LB	--	--	--	13/0	9/1	22/1
Rashard Robinson, CB	--	--	--	12/2	8/6	20/8
DeSean Smith, TE	--	--	--	13/0	9/0	22/0
Kevin Spears, WR	--	--	--	--	2/0	2/0
Logan Stokes, TE	--	--	--	13/3	8/2	21/5
Sione Teuhema, DE	--	--	--	--	5/0	5/0
Dwayne Thomas, CB	--	--	3/0	11/0	5/0	19/0
Quentin Thomas, DT	--	--	3/0	11/1	7/3	21/4
Corey Thompson, S	--	--	13/0	10/5	--	23/5
Devin Voorhies, S	--	--	--	--	4/0	4/0
Evan Washington, OT	--	--	--	13/1	6/0	19/1
D.J. Welter, LB	--	7/0	1/0	13/13	9/6	30/19
Tre'Davious White, DB	--	--	--	13/11	9/9	22/20
Darrel Williams, RB	--	--	--	--	8/0	8/0



TIGERS IN THE NFL

Name	Pos.	Team
Joe Barksdale	OT	St. Louis Rams
Lamin Barrow	LB	Denver Broncos
Odell Beckham Jr.	WR	New York Giants
Alfred Blue	RB	Houston Texans
Dwayne Bowe	WR	Kansas City Chiefs
Michael Brockers	DT	St. Louis Rams
Ron Brooks	CB	Buffalo Bills
Morris Claiborne**	CB	Dallas Cowboys
Ryan Clark	S	Washington Redskins
Glenn Dorsey**	DE	San Francisco 49ers
Lavar Edwards	DE	Dallas Cowboys
Ego Ferguson	DT	Chicago Bears
Matt Flynn	QB	Green Bay Packers
Jeremy Hill	RB	Cincinnati Bengals
Trindon Holliday	WR/KR	Tampa Bay Buccaneers
Tyson Jackson	DE	Atlanta Falcons
Ricky Jean Francois	DT	Indianapolis Colts
Anthony Johnson	DT	Miami Dolphins
Donnie Jones	P	Philadelphia Eagles
Brandon LaFell	WR	New England Patriots
Jarvis Landry	WR	Miami Dolphins
LaRon Landry	S	Indianapolis Colts
Bennie Logan	DT	Philadelphia Eagles
Craig Loston	S	Jacksonville Jaguars
Tyrann Mathieu	DB	Arizona Cardinals
Danny McCray	S	Chicago Bears
Zach Mettenberger	QB	Tennessee Titans
Barkevious Mingo	LB	Cleveland Browns
Kevin Minter	LB	Arizona Cardinals
Sam Montgomery*	LB	Cincinnati Bengals
Patrick Peterson	CB	Arizona Cardinals
Rueben Randle	WR	New York Giants
Eric Reid	S	San Francisco 49ers
Stevan Ridley	RB	New England Patriots
Perry Riley	LB	Washington Redskins
Russell Shepard	WR	Tampa Bay Buccaneers
Kelvin Sheppard	LB	Miami Dolphins
Tharold Simon	CB	Seattle Seahawks
Trai Turner	OG	Carolina Panthers
Andrew Whitworth	OT	Cincinnati Bengals
Kyle Williams	DT	Buffalo Bills
Brad Wing	P	Pittsburgh Steelers
Al Woods	DT	Tennessee Titans
James Wright	WR	Cincinnati Bengals

* - Practice Squad

** - Injured Reserve

BOLD indicates players who played for Les Miles

Colleges with the Most Active NFL Players (Week 1)

1. LSU - 38
2. USC - 37
3. Alabama - 36
4. Georgia - 34
5. Florida - 33
5. Florida State - 33

Rank	Team	PF	PA	Margin
1.	Nevada	118	45	+73
2.	Georgia Tech	112	50	+62
3.	LSU	79	20	+59
	Texas A&M	89	30	+59
5.	Nebraska	95	41	+54
	Houston	67	13	+54

Four Tigers Earn Honors in 2014

LSU freshman QB **Brandon Harris**, freshman RB **Leonard Fournette**, junior OG **Vadal Alexander** and sophomore LB **Kendell Beckwith** have earned SEC player of the week honors this season. Harris accounted for five total TDs, including three TD passes, against New Mexico State. Fournette ran for 140 yards and two TDs while Alexander recorded 11 knockdown blocks at Florida. Fournette earned freshman honors again when he rushed for 113 yards and tallied 211 total all-purpose yards versus Ole Miss, while Beckwith received defensive player of the week honors for leading LSU with a career-high 11 tackles to limit Ole Miss to a season-low 313 yards and seven points.

2014 LSU Football Honors

Game	Player	Honor
New Mexico State	Brandon Harris	SEC Freshman of the Week
Florida	Leonard Fournette	SEC Freshman of the Week
Florida	Vadal Alexander	SEC Offensive Lineman of the Week
Ole Miss	Leonard Fournette	Athlon National Freshman of the Week; SEC Freshman of the Week
Ole Miss	Kendell Beckwith	SEC Defensive Player of the Week

LSU Has Scored 20 Defensive TDs Since 2005, 14 Under Defensive Coordinator John Chavis

Defensive coordinator John Chavis enters his sixth season at LSU, and the Tigers are annually one of college football's elite defenses. During his tenure LSU has recorded 14 defensive touchdowns, including two during the 2014 season. LSU is 10-1 under Chavis and 15-2 under **Les Miles** (dating back to 2005) when recording a defensive TD. The following is a look at LSU's defensive TDs under Miles and Chavis (since start of 2009 season):

Year	Opponent	TD	Result
2014	New Mexico State	Kendell Beckwith 29-yard interception return	LSU def. New Mexico State, 63-7
2014	Mississippi State	Danielle Hunter 25-yard fumble return	LSU lost to Miss. State, 34-29
2012	Mississippi State	Craig Loston 100-yard interception return	LSU def. Miss. State, 37-17
	Idaho	Ronald Martin 45-yard interception return	LSU def. Idaho, 63-14
	Idaho	Lavar Edwards 23-yard interception return	LSU def. Idaho, 63-14
2011	vs. Georgia	Morris Claiborne 45-yard interception return	LSU def. Georgia, 42-10
2011	at Ole Miss	Ron Brooks 46-yard interception return	LSU def. Ole Miss, 52-3
2011	at Ole Miss	Kevin Minter 0-yard fumble recovery	LSU def. Ole Miss, 52-3
2011	Auburn	Ron Brooks 28-yard interception return	LSU def. Auburn, 45-10
2011	Kentucky	Tyrann Mathieu 23-yard fumble return	LSU def. Kentucky, 35-7
2010	ULM	Ron Brooks 32-yard interception return	LSU def. ULM, 51-0
	ULM	Lavar Edwards 29-yard fumble return	LSU def. ULM, 51-0
2009	at Washington	Jacob Cuttrera 29-yard interception return	LSU def. Washington, 31-23
2009	at Mississippi State	Patrick Peterson 37-yard interception return	LSU def. Miss. State, 30-26
Defensive Coordinator John Chavis' Tenure Began in 2009 ^			
2008	Tulane	Chris Hawkins 24-yard fumble return	LSU def. Tulane, 35-10
2007	vs. Tennessee	Jonathan Zenon 18-yard interception return	LSU def. Tennessee, 21-14
2006	Arizona	Jonathan Zenon 41-yard interception return	LSU def. Arizona, 45-3
2006	Louisiana-Lafayette	Jonathan Zenon 20-yard interception return	LSU def. Louisiana-Lafayette, 45-3
2005	at Vanderbilt	Ali Highsmith 22-yard fumble return	LSU def. Vanderbilt, 34-6
2005	Tennessee	Kenneth Hollis 3-yard interception return	LSU lost to Tennessee, 30-27 (OT)

LSU Has Been Ranked in 124 of 128 Games Under Miles

Since **Les Miles** took over at LSU, the Tigers have been represented in the AP and Amway Coaches' Poll 151 of the 156 weeks. The exception came during the final three polls of the 2008 season and two weeks this season. In addition, since the start of the 2002 season, LSU has played 159 of 165 games ranked in the top 25, including 124 of 128 games under Miles. LSU has a 98-24 record in games played as a Top 25 team under Miles. The only four games that LSU didn't play as a Top 25 team during the Miles era came in 2008 against Arkansas in the regular-season finale and Georgia Tech in the Chick-fil-A Bowl, this season at Florida and against Kentucky. This year marked the 14th consecutive season that the Tigers were ranked in the preseason polls as LSU came in at No. 13 in both the Associated Press and the Amway Coaches Top 25 polls. LSU finished the 2013 season ranked No. 14 in the AP and Coaches polls. It was the fifth straight season the Tigers finished the year ranked. The following is a look at the longest streaks for teams appearing in the final AP Top 25:

Consecutive Final AP Poll Appearances

No.	Team	Last Year Out
7	Oregon	2006
6	Alabama	2007
5	LSU	2008

Tiger Stadium's New Look in 2014

Ranked annually as the top venue in college football, Tiger Stadium is in its 91st year dating back to 1924 when the stadium was built. It's also the 84th year of Saturday night football in Death Valley. LSU has put together an impressive 61-8 home record under **Les Miles**, which includes a 31-0 mark against non-conference foes. With a new capacity of 102,321 starting in 2014, Tiger Stadium ranks sixth nationally in total capacity. LSU owns a 402-145-18 (.727) all-time record in Tiger Stadium. Here are some of the key additions in the Tiger Stadium South End zone expansion:

- 320,000 total square feet, 66 Premium suites, 3,000 Club Seats, Upper Concourse with 1,400 general public seats and space for standing room only patrons, Two 40' X 70' HD video screens (with two new ribbon boards).
- Construction officially began Sept. 10, 2012, and the contract completion date was Aug. 22, 2014.

LSU's Comeback Victory Against Wisconsin Ranks Fourth Among the School's Best Since 1949

LSU rallied from 17 point down in the fourth quarter to beat Wisconsin, 28-24. That ranks as the fourth-largest deficit the Tigers have overcome since 1949. Here is a list of the top five comeback wins based on largest deficit:

Date	Opponent	Largest Deficit	Final Score
11/15/08	Troy	28 (31-3 with 11:13 in 3rd Quarter)	40-31
10/29/77	vs. Ole Miss (Jackson)	21 (21-0 with 7:00 in 2nd Quarter)	28-21
09/07/96	Houston	20 (34-14 with 5:57 in 3rd Quarter)	35-34
08/30/14	vs. #14 Wisconsin (Houston)	17 (24-7 with 12:24 in 3rd Quarter)	28-24
11/03/79	vs. Ole Miss (Jackson)	17 (17-0 with 10:48 in 2nd Quarter)	28-24

LSU Extends FBS Record for Consecutive Non-Conference Regular Season Wins to 49

LSU increased its Football Bowl Subdivision (FBS) record for consecutive non-conference regular season wins to 49 after the Tigers pummeled New Mexico State, 63-7, in Tiger Stadium on Sept. 27. The streak dates back to the 2002 season and now includes eight wins over ranked opponents after beating No. 14 Wisconsin in the 2014 season opener. The Tigers broke the FBS record for consecutive non-conference regular season wins in 2012, surpassing the mark of Kansas State who claimed 39 straight from 1993-2003. The Tigers haven't lost a non-conference regular season game since falling at Virginia Tech, 26-8, in the 2002 season opener in Blacksburg, Va., on Sept. 1. **Les Miles** has accounted for 39 of the 49 wins during the streak, and he is 39-0 all-time in non-conference regular season games in his tenure at LSU. Former coach Nick Saban accounted for the 10 other victories from 2002-04. Under Miles, the Tigers have outscored non-conference regular season opponents a combined 1,988-526. Here is a look at the top four in FBS all-time consecutive non-conference regular season wins:

Team	Years	Win Streak
1. LSU	2002-present	49
2. Kansas State	1993-2003	39
3. Miami	1985-88	36
4. Wisconsin	2003-13	35

Les Miles' Achievements at LSU

The following is a quick look at **Les Miles'** notable accomplishments during his 10 years and 128 games (102-26 record) as head coach of the Tigers:

- After defeating Florida 30-27 on Oct. 11, Miles became only the second coach in LSU history to earn 100 victories. Charles McClendon tallied 137 in his tenure at LSU.
- Miles recorded 100 wins at LSU in only 126 games. It took McClendon 141 games to reach the historic milestone at LSU.
- In fact, Miles became the third-fastest coach in SEC history to reach 100 wins behind only Steve Spurrier (120 games) and Robert Neyland (121).
- With the win over Mississippi State in 2013, Miles became the quickest LSU coach to reach 90 victories doing so in 112 games. It took Charles McClendon 124 games to reach that milestone.
- Also the fastest coach in LSU history to 10 wins (11 games), 20 wins (24 games), 30 wins (35 games), 40 wins (48 games), 50 wins (63 games), 60 wins (76 games), 70 wins (87 games), and 80 wins (98 games) in school history
- With 10 or more wins seven times at LSU, Miles joined Bear Bryant (13 at Alabama), Steve Spurrier (9 at Florida), Philip Fulmer (9 at Tennessee), Mark Richt (8 at Georgia) and Vince Dooley (7 at Georgia) as the only coaches in SEC history to have seven or more 10-win seasons at the same school.
- Led LSU to only 12-0 and 13-0 records in school history in 2011...Led LSU to first 11-0 start since 1958 in 2011.
- Led LSU to 10-1 start three times in a 6-year span from 2005-10 ('05, '07, '10)
- Only coach in LSU history to beat Auburn, Florida and Alabama in same season, and he's done it 3 times (2005, '07, '11)
- Only coach in LSU history to beat Florida and Tennessee in the reg. season during the same year; twice: 2010, '11.
- Became the first first-year coach in SEC history to lead team to league's title game (2005).
- Has 15 wins over coaches who have won national titles.
- Coached LSU to 10-plus wins in 4 straight seasons, a first at the school, and to seven overall (the most at the school).
- Only coach in LSU history to lead Tigers to three straight top five final rankings (2005, 2006, 2007).

LSU Is 45-2 In Non-Conference Games Under Les Miles

LSU holds a 45-2 record in non-conference games in **Les Miles'** tenure. LSU's only two non-conference losses under Miles came against Penn State in the Capital One Bowl to end the 2009 season and to Clemson in the Chick-fil-A Bowl on Dec. 31, 2012. Of the 45 wins under Miles against non-conference opponents, 13 have come against Top 25 teams, 37 have come by double-digits and LSU has scored 40 or more points in 27 of the 45 games.

CAREER 100-YARD RECEIVING GAMES

Travin Dural • 83 • WR (3)
 151 vs. #14 Wisconsin, 2014
 140 vs. Sam Houston State, 2014
 124 vs. Mississippi State, 2014

Malachi Dupre • 15 • WR (1)
 120 vs. Mississippi State, 2014

CAREER 100-YARD RUSHING GAMES

Kenny Hilliard • 27 • RB (4)
 141 vs. North Texas, 2012
 116 vs. Idaho, 2012
 110 vs. #14 Wisconsin, 2014
 102 vs. #3 Arkansas, 2011

Terrence Magee • 18 • RB (4)
 149 vs. #9 Texas A&M, 2013
 127 vs. Kentucky, 2014
 108 vs. Kent State, 2013
 108 vs. Furman, 2013

Leonard Fournette • 7 • RB (3)
 140 at Florida, 2014
 122 vs. New Mexico State, 2014
 113 vs. #3 Ole Miss, 2014

CAREER DOUBLE-DIGIT TACKLE GAMES

Kwon Alexander • 4 • LB (4)
 14 vs. Furman, 2013
 13 vs. Mississippi State, 2014
 10 at Florida, 2014
 10 vs. Auburn, 2013

Ronald Martin • 26 • S (2)
 13 vs. Mississippi State, 2014
 12 at Ole Miss, 2013

Kendell Beckwith • 52 • LB (1)
 11 vs. #3 Ole Miss, 2014

Danielle Hunter • 94 • DE (1)
 12 at #5 Auburn, 2014

D.J. Welter • 31 • LB (1)
 11 vs. Auburn, 2013

TRUE FRESHMEN UNDER LES MILES

LSU coach **Les Miles** has never shied away from playing true freshmen. In his 10 years with the Tigers, a total of 100 true freshmen have seen action for LSU, including 17 in 2014. Here's the list of true freshmen who have played in their first year at LSU:

Year	Name
2005	(2) LB Darry Beckwith and RB Steven Korte
2006	(10) WR/RS Trindon Holliday, RB Charles Scott, DB Danny McCray, LB Jacob Cutrera, LB Perry Riley, TE Richard Dickson, WR Chris Mitchell, WR Jared Mitchell, DT Al Woods, and RB Keiland Williams.
2007	(7) PK Josh Jasper, PK Andrew Crutchfield, LT Jarvis Jones, RT Joseph Barksdale, WR Terrence Toliver, DB Chad Jones, DT Drake Nevis.
2008	(8) CB Patrick Peterson, CB Brandon Taylor, LB Ryan Baker, DB Kamell Hatcher, OT Greg Shaw, WR Deangelo Peterson, QB Jordan Jefferson, DB Derrick Bryant
2009	(6) WR Rueben Randle, S Craig Loston, DT Josh Downs, CB Morris Claiborne, QB/WR Russell Shepard, FB Dominique Allen
2010	(12) RB Alfred Blue, WR Kadron Boone, CB Tyrann Mathieu, FB Connor Neighbors, S Eric Reid, DB Tharold Simon, S Ronnie Vinson, RB Spencer Ware, WR James Wright, LB Luke Muncie, DE Justin Maclin, FB J.C. Copeland
2011	(9) WR Odell Beckham Jr., OG La'el Collins, PK James Hairston, RB Kenny Hilliard, DT Anthony Johnson, WR Jarvis Landry, RB Terrence Magee, DE Jermauria Rasco, S Ronald Martin
2012	(15) LB Kwon Alexander, OT Vadal Alexander, CB Jalen Mills, P Jamie Keehn, S Jerquinick Sandolph, LB Deion Jones, SNP Reid Ferguson, DL Danielle Hunter, LB Ronnie Feist, LB Lorenzo Phillips, S Corey Thompson, TE Dillon Gordon, CB Dwayne Thomas, LB Lamar Louis, RB Jeremy Hill.
2013	(14) LB Kendell Beckwith, DE Tashawn Bower, RB Jeryl Brazil, OT Josh Boutte, DB Rickey Jefferson, QB Anthony Jennings, FB Melvin Jones, DT Christian LaCouture, DE Lewis Neal, C Ethan Pocic, LB Duke Riley, CB Rashard Robinson, TE DeSean Smith, CB Tre'Davious White
2014	(17) S Jamal Adams, LB Donnie Alexander, DE Deondre Clark, RB Leonard Fournette, PK Cameron Gamble, LB Clifton Garrett, DT Davon Godchaux, QB Brandon Harris, CB Ed Paris, WR Trey Quinn, WR Malachi Dupre, RB Darrel Williams, S Devin Voorhies, CB Russell Gage, WR D.J. Chark, DE Sione Teuhema, S John Battle

LSU'S 53-9 Under Les Miles When Winning The Turnover Battle

LSU is 53-9 under **Les Miles** when winning the turnover battle. Against ranked teams under Miles, LSU is 22-6 when having fewer turnovers than its opponent. LSU defeated No. 14 Wisconsin, 28-24, and forced two Badgers' turnovers while only committing one. The Tigers forced three turnovers at Florida while committing none in LSU's 30-27 win. The only nine losses for the Tigers under Miles when having fewer turnovers than their opponent have come against Mississippi State and Auburn in 2014, Alabama and Clemson in 2012, Arkansas in 2008, Arkansas and Kentucky in 2007, Auburn in 2006 and Tennessee in 2005. In Miles' tenure at LSU, the Tigers have a combined turnover margin of +67. LSU was +20 in 2011 and +16 in 2012. The Tigers are +4 in 2014.

LSU Is 56-0 Under Miles When Rushing For 100-Yards and Holding Opponents To Less Than 100 Yards

One look at LSU's results in relation to rushing the football and it's easy to figure out that head coach **Les Miles** is a former offensive lineman who understands the importance of running the football. In 128 games under Miles, LSU's success is easy to predict when it comes to net rushing yards. Get to 100 yards rushing and LSU will more than likely win as the Tigers are 97-10 under Miles when that happens. Hold the opponent to fewer than 100 yards and the Tigers are 57-4. An even more telling stat is that when LSU rushes for 100-plus yards and holds the opponents to fewer than 100 yards, the Tigers are 56-0. The following is a look at LSU's rushing numbers during the Miles era and have the Tigers have fared in those games:

Year	LSU 100+	LSU 100-	Opp 100+	Opp 100-	LSU 100+/Opp 100-
2005	10-0	1-2	3-1	8-1	7-0
2006	10-0	1-2	5-0	6-2	6-0
2007	11-2	1-0	3-2	9-0	8-0
2008	8-3	0-2	2-5	6-0	6-0
2009	8-0	1-4	7-4	2-0	2-0
2010	11-2	0-0	7-1	5-0	5-0
2011	13-0	0-1	4-1	8-0	9-0
2012	9-1	1-2	4-2	6-1	6-0
2013	10-1	0-2	6-3	4-0	4-0
2014	7-1	0-1	4-2	3-0	3-0
Totals	97-10	5-16	45-21	57-4	56-0

LSU is 45-4 Under Les Miles When A Running Back Reaches 100-Yards

LSU is 45-4 under **Les Miles** when a running back reaches 100 yards in a game. Of the running backs who make up the 2014 roster, LSU has 11 career 100-yard games to its credit. **Kenny Hilliard** has four, **Terrence Magee** has four and **Leonard Fournette** has three. Hilliard ran for 110 yards in LSU's 28-24 victory over Wisconsin in the opener, and Fournette totaled 122 rushing yards against New Mexico State, 140 yards at Florida and 113 vs. Ole Miss. Magee rushed for 127 yards versus Kentucky. LSU's only four losses under Miles when having a back reach the 100-yard mark came vs. Clemson in 2012 (Jeremy Hill, 124 yards), Alabama in 2012 (Hill, 107 yards); Georgia in 2008 (Charles Scott, 144 yards) and Arkansas in 2007 (Jacob Hester, 126 yards).

The Aussie Punting Connection

Since the 2011 season, LSU has had the unique connection of having an Australian native punter. Brad Wing, a native of Melbourne, was a 2011 first-team All-American and served as the Tigers' punter in 2012 as well. Junior **Jamie Keehn** took over punting duties in 2013 and will retain the starting position this season. Keehn, a native of Queensland, is the second-oldest player on the LSU team after turning 25 on August 4. Only walk-on senior defensive back **Luke Boyd** is older at 27. Keehn did not play high school football and did not start punting until August 2011. Wing and Keehn did not know each other until both arrived at LSU.

Jamie Keehn Ranks Second in the SEC and 12th Nationally in Punting

Junior **Jamie Keehn** ranks second in the Southeastern Conference and 12th nationally in average yards per punt at 45.0. Keehn leads the SEC in punts of 50-plus yards with 15, and only one of his punts has reached the endzone for a touchback. Keehn is second in the SEC with 19 of his 52 punts downed inside the opponent's 20-yard line.

Brandon Harris Joins Small List of LSU Quarterbacks to Start During Their True Freshman Season

LSU's **Brandon Harris** made his first start of his career at Auburn to join a short list of true freshmen QBs who have started at LSU since 1972, the first year the NCAA declared freshmen eligible for varsity competition. To take it a step further, Harris became the first true freshman to have his first start in an LSU uniform come in an SEC game since Jordan Jefferson got the nod at Arkansas in 2008. Harris joined these six quarterbacks as true freshman starters for LSU: Steve Ensminger (first start vs. Tulane on Nov. 20, 1976), Jamie Howard (vs. Colorado State on Sept. 26, 1992), Melvin Hill (at Florida on Oct. 8, 1994), Herb Tyler (vs. North Texas on Oct. 21, 1995), Jordan Jefferson (at Arkansas on Nov. 28, 2008) and Anthony Jennings (vs. Iowa in Outback Bowl on Jan. 1, 2014).

The following is a look at the stats in the first career starts of LSU true freshman quarterbacks:

Year	Quarterback	Opponent	Results	Stats
2014	Brandon Harris	at Auburn	L, 41-7	3-of-14, 58 yds; 36 rush yds
2013	Anthony Jennings	vs. Iowa (Outback Bowl)	W, 21-14	7-of-19, 82 yds, 1 Int.; 1 rush TD
2008	Jordan Jefferson	at Arkansas	L, 31-30	9-of-21, 143 yds, 2 TDs; 50 rush yds
1995	Herb Tyler	North Texas	W, 49-7	19-of-26, 208 yds, 1 TD
1994	Melvin Hill	at Florida	L, 42-18	11-of-18, 3 Int., 128 yds
1992	Jamie Howard	Colorado State	L, 17-14	7-of-17, 1 Int., 86 yds

Brandon Harris Sets LSU True Freshman QB Record, Named SEC Freshman of the Week vs. NMSU

True freshman quarterback **Brandon Harris** earned SEC Freshman of the Week recognition after coming off the bench to complete 11-of-14 passes for 178 yards with three touchdowns and no interceptions against New Mexico State. He also rushed five times for 36 yards and two touchdowns, accounting for a total of five TDs in the game. Harris is the first true freshman QB in LSU history to complete three touchdown passes in a game. A week earlier, Harris completed 6-of-9 passes for 140 yards and two touchdowns in the SEC opener versus Mississippi State, becoming the first LSU quarterback to throw two or more touchdown passes in the conference opener since 2008 when Jarrett Lee threw two TDs on 11-of-22 passing at Auburn. Harris is also the first true freshman LSU QB to throw two or more TD passes in his first game against an SEC opponent since Jamie Howard threw two at Auburn in 1992. In two games against Mississippi State and New Mexico State, Harris directed LSU to touchdowns on nine of his 10 possessions at quarterback.

Harris and Dupre Are the First True Freshmen QB-WR Duo to Start a Game in LSU History

Quarterback **Brandon Harris** and wide receiver **Malachi Dupre** started on Oct. 4 at Auburn, becoming the first true freshman quarterback-wide receiver combination to start a game for LSU in school history. Harris connected with Dupre for a 52-yard completion to set up LSU's lone touchdown in the Auburn contest. Harris made the first start of his career to become only the seventh true freshman since 1972 to start at quarterback for LSU.

Malachi Dupre Became First LSU True Freshman Receiver to Earn 120 Rec. Yards and 2 TDs in a Game

True freshman wide receiver **Malachi Dupre** caught four passes for 120 yards and two touchdowns in the SEC opener versus Mississippi State. He became the first true freshman in LSU modern history to record at least 120 receiving yards and two touchdown receptions in a single game.

- Dupre is the first true freshman receiver to make two touchdown receptions in a game since Rueben Randle had two on Nov. 21, 2009 at Ole Miss.
- Dupre is also the first LSU true freshman to record 100 receiving yards in a game since Nov. 10, 2007 when Terrence Toliver had 119 (on three receptions) versus Louisiana Tech.
- He is the first LSU true freshman receiver to go over 100 yards receiving in the SEC opener since Jerel Myers had 13 receptions for 153 yards against Auburn in 1999.
- Dupre is the first LSU player to catch two or more touchdown passes in the SEC opener since Josh Reed hauled in two TD receptions against Auburn in 2000.
- Malachi Dupre and Travin Dural also became the ninth duo in LSU history to finish with 100-plus receiving yards in the same game when Dural had 124 yards and Dupre had 120 versus Mississippi State. It was only the 13th time in LSU annals that two receivers each hauled in 100 receiving yards in the same game.

Two 100-Yard LSU Receivers in the Same Game (13)

Date	Opponent	WRs	Result
9/20/14	vs. Mississippi State	Travin Dural (124), Malachi Dupre (120)	L, 34-29
9/28/13	at #9 Georgia	Jarvis Landry (156), Odell Beckham Jr. (118)	L, 44-41
8/31/13	vs. #20 TCU	Odell Beckham Jr. (118), Jarvis Landry (109)	W, 37-27
1/1/02	vs. #7 Illinois	Josh Reed (239), Michael Clayton (120)	W, 47-34
11/3/01	at Alabama	Josh Reed (293), Michael Clayton (126)	W, 35-21
10/13/01	at Kentucky	Josh Reed (160), Michael Clayton (105)	W, 29-25
10/21/00	vs. #13 Miss. State	Josh Reed (113), Reggie Robinson (102)	W, 45-38
9/2/00	vs. W. Carolina	Josh Reed (137), Jerel Myers (117)	W, 47-34
11/13/99	vs. Houston	Jerel Myers (114), Josh Reed (100)	L, 20-7
9/23/95	vs. Rice	Shedrick Wilson (201), Eddie Kennison (113)	W, 52-7
11/4/89	vs. Ole Miss	Todd Kinchen (108), Eddie Fuller (102)	W, 35-30
9/24/88	at #18 Ohio State	Tony Moss (117), Alvin Lee (108)	L, 36-33
10/24/81	vs. #20 Florida State	Orlando McDaniel (155), Malcolm Scott (112)	L, 38-14

Fullback Melvin Jones Shines in First Start

Sophomore fullback **Melvin Jones** made the first start of his career at Florida on Oct. 11, and he made it a memorable one. Jones helped pave the way for LSU running backs to rack up 195 rushing yards against a Florida defense that entered the game ranked fourth in the SEC giving up 103 rushing yards per game. Jones also led all LSU receivers with four receptions. The last time an LSU fullback had at least four receptions in a game was when Tommy Banks hauled in seven receptions for 71 yards and two touchdowns in the 2000 Peach Bowl against Georgia Tech.

36 Tigers Have Seen Their First Career Playing Time This Season

LSU reloaded its roster yet again after losing a nation's best nine players to the 2014 NFL Draft. A total of 36 Tigers have seen the field for the first time this season, including 17 true freshmen: 33 **Jamal Adams** (special teams/defense), 48 **Donnie Alexander** (special teams: punt return), 90 **Maquedius Bain** (DT), 30 **John Battle** (S), 53 **Logan Boudreaux** (special teams), 82 **D.J. Chark** (WR), 61 **Alex Cheramie** (OL), 98 **Deondre Clark** (DE), 9 **John Diarse** (WR/special teams), 14 **Trent Domingue** (special teams: kickoff), 67 **Jevonte Domond** (OL), 15 **Malachi Dupre** (WR), 72 **Andy Dodd** (C), 7 **Leonard Fournette** (RB/special teams: kickoff return), 3 **Clifton Garrett** (special teams), 39 **Russell Gage** (special teams/CB), 36 **Cameron Gamble** (special teams), 99 **Greg Gilmore** (DT), 57 **Davon Godchaux** (DT), 6 **Brandon Harris** (QB), 97 **Frank Herron** (DT), 86 **Miquel James** (WR/RB), 44 **Colin Jeter** (TE), 16 **Brad Kragthorpe** (QB), 63 **K.J. Malone** (OL), 47 **John David Moore** (special teams), 24 **Ed Paris** (special teams), 93 **M.J. Patterson** (DE), 2 **Avery Peterson** (WR), 8 **Trey Quinn** (WR/special teams), 87 **Kevin Spears** (WR), 10 **Austin Suits** (special teams), 58 **Sione Teuhema**

SPECIAL TEAMS TDs UNDER MILES

LSU has recorded 21 special teams touchdown under **Les Miles**, including most recently when Tre'Davious White returned a punt 67 yards for a touchdown against Kentucky in 2014. LSU has scored at least one special teams touchdown in all 10 seasons under Miles. LSU is 19-1 in games when scoring a special teams touchdown. The following is a breakdown of LSU's special teams touchdowns under Miles:

2014, Kentucky Tre'Davious White 67-yard punt return
LSU def. Kentucky, 41-3

2013, UAB Odell Beckham Jr. 100-yard missed field goal return
LSU def. UAB, 56-17

2012, Ole Miss Odell Beckham Jr. 89-yard punt return
LSU def. Ole Miss, 41-35

2012, North Texas Odell Beckham Jr. 70-yard punt return
LSU def. North Texas, 41-14

2011, Georgia Tyrann Mathieu 62-yard punt return
LSU def. Georgia, 42-10

2011, Arkansas Tyrann Mathieu 92-yard punt return
LSU def. Arkansas, 41-17

2011, West Virginia Morris Claiborne 99-yard kickoff return
LSU def. West Virginia, 47-21

2011, Oregon Tyrann Mathieu 3-yard return of a fumbled punt
LSU def. Oregon, 40-27

2010, North Carolina Patrick Peterson 87-yard punt return
LSU def. North Carolina, 30-24

2010, West Virginia Patrick Peterson 60-yard punt return
LSU def. West Virginia, 20-14

2009, Miss. State Chad Jones 93-yard punt return
LSU def. Miss. State, 30-26

2009, Ole Miss Patrick Peterson 53-yard return of a blocked FG
LSU lost Ole Miss, 25-23

2009, Arkansas Trindon Holliday 87-yard punt return
LSU def. Arkansas, 33-30 (OT)

2008, North Texas Trindon Holliday 92-yard punt return
LSU def. North Texas, 41-3

2007, South Carolina Colt David 15-yard run on fake field goal
LSU def. South Carolina, 28-16

2007, Ole Miss Trindon Holliday 98-yard kickoff return
LSU def. Ole Miss, 41-24

2006, Fresno State Craig Davis 77-yard punt return
LSU def. Fresno State, 34-6

2006, Arkansas Trindon Holliday 92-yard kickoff return
LSU def. Arkansas, 31-26

2005, Arizona State Mario Stevenson 55-yard return of a blocked FG
LSU def. Arizona State, 35-31

2005, Arizona State Craig Steltz 29-yard return of a blocked punt
LSU def. Arizona State, 35-31

2005, Auburn Skyler Green 66-yard punt return
LSU def. Auburn, 20-17 (OT)

CAREER RECORD BOOK

Career Rushing Touchdowns

Name	TDs
1. Kevin Faulk (1995-98)	46
2. Dalton Hilliard (1982-85)	44
3. Charles Alexander (1975-78)	40
4. Charles Scott (2006-09)	32
5. Terry Robiskie (1973-76)	31
6. Rondell Mealey (1986-99)	29
7. Jeremy Hill (2012-13)	28
8. Kenny Hilliard (2011-present)	27
Harvey Williams (1986-90)	27
Garry James (1982-85)	27
11. LaBrandon Toefield (2000-02)	26

Career Field Goal Percentage

Name	Percentage (FGs)
1. Colby Delahoussaye (2013-present)	.913 (21-23)
2. Josh Jasper (2008-10)	.839 (47-56)
3. David Browndyke (1986-89)	.813 (61-75)
4. David Johnston (1980-81)	.800 (16-20)
5. Drew Alleman (2011-12)	.787 (37-41)
6. Colt David (2005-08)	.750 (54-72)
7. André Lafleur (1993-95)	.740 (37-50)
8. Pedro Suarez (1990-92)	.733 (33-45)
9. Mike Conway (1975-78)	.688 (33-48)
10. Juan Betanzos (1982-84)	.655 (36-55)

Career PAT Kicks Made

Name	PATs
1. Colt David (2005-08)	201
2. John Corbello (1999-02)	129
3. David Browndyke (1986-89)	109
4. Drew Alleman (2011-12)	106
5. Mark Lumpkin (1968-70)	92
6. Juan Betanzos (1982-84)	91
7. Colby Delahoussaye (2013-present)	89
8. Mike Conway (1975-78)	88

(DE), 57 **Cody Townsend** (OL), 35 **Devin Voorhies** (special teams/S) and 34 **Darrel Williams** (RB).

13 First-Time Starters

Thirteen LSU players have made their first career starts this season (8 on offense, 5 on defense). RB **Leonard Fournette**, FB **Melvin Jones** and LB **Kendell Beckwith** became the latest when they made their first starts at Florida. Fournette is also the fifth true freshman to start this year, joining WR **Malachi Dupre**, DT **Davon Godchaux** QB **Brandon Harris** and WR **Trey Quinn**. Games not listed below did not feature a first-time starter.

Game	No. First-Time Starters (Players)
vs. #14 Wisconsin	4 (WR T. Dural, RG F. Fanaika, DT C. LaCouture, WR T. Quinn)
ULM	3 (DT D. Godchaux, LB D. Jones, LB D. Riley)
New Mexico State	1 (WR M. Dupre)
at #5 Auburn	2 (QB B. Harris, RB T. Magee)
at Florida	3 (RB L. Fournette, FB M. Jones, LB K. Beckwith)

LSU Features Four College Graduates on the Roster

Four current LSU players have already earned their undergraduate degree at the university. **Evan Washington** graduated in spring 2014, and **Connor Neighbors**, **Justin Maclin** and **Elliott Porter** graduated in summer 2014. Washington earned his degree in interdisciplinary studies, while Neighbors earned his in general business and Maclin and Porter graduated with sport administration degrees.

True Freshmen Play Big Roles at LSU Under Les Miles

LSU coach **Les Miles** has never shied away from playing true freshmen. In his 10 years with the Tigers, a total of 100 true freshmen have seen action for LSU, including 17 so far in 2014. Of the 100 true freshmen who have played under Miles, 32 have started at least once during their freshman season.

Most True Freshmen Starters by Year Under Les Miles

2012:	6 (Kwon Alexander, Vadal Alexander, Reid Ferguson, Jeremy Hill, Lamar Louis, Jalen Mills)
2014:	5 (Malachi Dupre, Leonard Fournette, Davon Godchaux, Brandon Harris, Trey Quinn)
2013:	5 (Rickey Jefferson, Anthony Jennings, Ethan Pocic, Rashard Robinson, Tre'Davious White)
2006:	4 (Jacob Cutrera, Richard Dickson, Charles Scott, Keiland Williams)
2010:	3 (Alfred Blue, Tyrann Mathieu, Eric Reid)
2011:	3 (Odell Beckham Jr., James Hairston, Jarvis Landry)
2007:	2 (Drake Nevis, Terrence Toliver)
2008:	2 (Jordan Jefferson, Deangelo Peterson)
2009:	2 (Dominique Allen, Rueben Randle)
2005:	0

Four LSU True Freshmen Score in the Same Game for the First Time in School History

When LSU beat Sam Houston State 56-0 on Sept. 6, something happened in the game that had previously never been accomplished in LSU history: Four true freshmen scored a touchdown in the same game. RB **Leonard Fournette** scored on a four-yard TD run in the first quarter, QB **Brandon Harris** scored on a 46-yard TD run in the second quarter, RB **Darrel Williams** scored on a one-yard TD run in the third quarter and WR **Malachi Dupre** hauled in an eight-yard TD pass from Harris in the fourth quarter. The previous high was three true freshmen against Rice on Sept. 25, 1982 when RB Dalton Hilliard, RB Gary James and TE Mitch Andrews scored touchdowns.

LSU Has Played 17 True Freshmen in 2014, Second-Most in the SEC

LSU has played a total of 17 true freshmen this season, a figure that ranks as the most in the 10 seasons under head coach **Les Miles**. The previous high for true freshmen in a season under Coach Miles was 15 in 2012. LSU's 17 currently ranks second this season among Southeastern Conference teams, only trailing Tennessee's 22 true freshmen. Texas A&M is third at 14 and Arkansas and Alabama are tied for fourth with 12 true freshmen.

No. 18 Tradition Passed Down to Terrence Magee

A tradition established in 2003 continues as senior running back **Terrence Magee** was voted to wear the No. 18 jersey for the 2014 season. Magee was presented the jersey by coach **Les Miles** following a vote of the coaching staff and former LSU No. 18s during the Tigers' first team meeting of fall camp on Sunday, Aug. 3. Magee is LSU's leading returning rusher after running for 626 yards and eight touchdowns a year ago. Jersey No. 18 was born when, in 2003, quarterback Matt Mauck guided LSU to its first national championship since 1958. His number became synonymous with success -- both on and off the field -- as well as a selfless attitude that has become the epitome of being an LSU football player. After his final year with the Tigers, Mauck passed the jersey number down to running back Jacob Hester, who then helped LSU to another national title in 2007. Here is a look at the jersey No. 18s:

Years	Player	Position
2003	Matt Mauck	QB
2004-07	Jacob Hester	RB
2008-09	Richard Dickson	TE
2010	Richard Murphy	RB
2011	Brandon Taylor	S
2012	Bennie Logan	DT
2013	Lamin Barrow	LB
2014	Terrence Magee	RB

LSU: The SEC's Winningest Team Since 2005

LSU is the winningest program in the SEC since the start of **Les Miles'** tenure as head coach in 2005 as the Tigers have posted a 102-26 mark during that span. The 102 victories for LSU are 11 better than Florida, while the Tigers are also tops in final poll rankings. LSU is also third nationally in wins since 2005 behind only Boise State (107) and Ohio State (103).

Team	W-L	Bowls	SEC Titles	Top 25
LSU	102-26	9	2	8
Florida	91-33	8	2	6
Georgia	90-37	9	1	6
Auburn	86-38	7	2	5
Alabama	81-25	9	2	6
South Carolina	81-44	8	0	4
Arkansas	67-55	5	0	3
Mississippi State	62-58	5	0	1
Tennessee	61-60	4	0	2
Ole Miss	56-64	4	0	2
Kentucky	53-68	5	0	0
Vanderbilt	52-67	4	0	2

Wins Since 2005 (Nationally)

Boise State	107
Ohio State	103
LSU	102
Oregon	101
Oklahoma	99
Southern Cal	95
TCU	95
Wisconsin	93
Virginia Tech	92
Texas	92
Florida	91
Georgia	90

This Day vs. Night Thing In Tiger Stadium

The facts indicate that LSU plays better at night in Tiger Stadium than they do during the day. The numbers show that since 1960, LSU is 236-62-4 (.788) at night under the lights compared to a 32-25-3 (.558) mark in Tiger Stadium during the day. Since 2000, LSU is 92-13 (.876) overall at home, which includes a 70-7 (.909) mark at night in Tiger Stadium and a 22-6 (.786) record during the day. Prior to 2000, LSU had only won 10 games at home during the day in 32 tries. From 1960 to 1999, LSU posted a 10-19-3 (.359) record at home during the day. The following is a breakdown of LSU's night record, day record and overall record in Tiger Stadium since 1960:

Decade	Record at Night	Record during the day	Overall Tiger Stadium Record
1960-69	47-9-2	2-2-1	49-11-3
1970-79	51-12-1	1-2	52-14-1
1980-89	38-16-1	3-5-2	41-21-3
1990-99	30-18	4-10	34-28
2000-09	49-5	11-6	60-11
2010-14	21-2	11-0	32-2
Totals	236-62-4	32-25-3	268-87-7

Tiger Stadium Top 10 Attendances

No.	Att.	Opponent	Date	Results
1.	102,321	Ole Miss	Oct. 25, 2014	Won, 10-7
	102,321	Mississippi State	Sept. 20, 2014	Lost, 34-29
3.	101,987	New Mexico State	Sept. 27, 2014	Won, 63-7
4.	101,581	Kentucky	Oct. 18, 2014	Won, 41-3
5.	101,194	ULM	Sept. 13, 2014	Won, 31-0
6.	100,338	Sam Houston St.	Sept. 6, 2014	Won, 56-0
7.	93,374	Alabama	Nov. 3, 2012	Lost, 21-17
8.	93,129	Florida	Oct. 10, 2009	Lost, 13-3
9.	93,108	Arkansas	Nov. 25, 2011	Won, 41-17
10.	93,098	Auburn	Oct. 22, 2011	Won, 45-10

BOLD indicates current season.

LSU's 20-Plus Yards Play Breakdown

BY PLAY	
Pass.....	32
Rush.....	20
TOTAL.....	52

BY GAME

vs. Wisconsin.....	5
vs. Sam Houston State.....	6
vs. ULM.....	6
vs. Mississippi State.....	8
vs. New Mexico State.....	8
vs. Auburn.....	4
vs. Florida.....	3
vs. Kentucky.....	6
vs. Ole Miss.....	6
vs. Alabama.....	
vs. Arkansas.....	
vs. Texas A&M.....	

BY QUARTER

1st.....	10
2nd.....	14
3rd.....	13
4th.....	15

RUSHING

Leonard Fournette.....	7
Terrence Magee.....	5
Brandon Harris.....	3
Kenny Hilliard.....	2
Anthony Jennings.....	1
Darrel Williams.....	1

PASSING

Anthony Jennings.....	18
Brandon Harris.....	13
Terrence Magee.....	1

RECEIVING

Travin Dural.....	13
Malachi Dupre.....	6
John Diarse.....	4
Leonard Fournette.....	3
Trey Quinn.....	3
Travis Dickson.....	1
Darrel Williams.....	1
Terrence Magee.....	1

20 OR MORE YARD TOUCHDOWNS

Travin Dural.....	4
Malachi Dupre.....	3
John Diarse.....	1
Leonard Fournette.....	1
Brandon Harris.....	1
Kenny Hilliard.....	1
Terrence Magee.....	1
Darrell Williams.....	1

LSU's 20-Plus Yards Plays of 2014

Yards	Type	Player	Opponent	Qtr.
94	Pass	Travin Dural from Anthony Jennings	SHSU	1*
80	Pass	Travin Dural from Anthony Jennings	Wisc.	1*
52	Pass	Malachi Dupre from Brandon Harris	AU	1
49	Pass	Travin Dural from Anthony Jennings	Miss. St.	4
46	Run	Brandon Harris	SHSU	2*
44	Pass	Travin Dural from Anthony Jennings	Wisc.	3
44	Pass	Malachi Dupre from Terrence Magee	Miss. St.	1
41	Pass	Travin Dural from Anthony Jennings	UF	4
40	Run	Leonard Fournette	SHSU	1
40	Pass	Travin Dural from Anthony Jennings	AU	4
40	Pass	Leonard Fournette from Anthony Jennings	UM	1
39	Pass	Terrence Magee from Anthony Jennings	UM	1
38	Run	Terrence Magee	UK	3
37	Pass	John Diarse from Anthony Jennings	AU	3
36	Pass	John Diarse from Anthony Jennings	Wisc.	4*
35	Run	Terrence Magee	UK	3
33	Pass	Leonard Fournette from Brandon Harris	NMSU	2
32	Pass	Travin Dural from Anthony Jennings	ULM	3
32	Run	Brandon Harris	AU	2
32	Pass	Travin Dural from Anthony Jennings	UK	2*
31	Pass	Malachi Dupre from Brandon Harris	Miss. St.	4*
31	Run	Anthony Jennings	UK	4
30	Pass	Malachi Dupre from Brandon Harris	Miss. St.	4*
28	Run	Kenny Hilliard	Wisc.	4*
28	Pass	Travin Dural from Anthony Jennings	SHSU	1*
27	Pass	Travin Dural from Anthony Jennings	Wisc.	4
27	Run	Leonard Fournette	SHSU	4
27	Pass	Malachi Dupre from Brandon Harris	NMSU	2*
27	Pass	Trey Quinn from Brandon Harris	NMSU	3
27	Pass	Travis Dickson from Anthony Jennings	UK	1
26	Run	Kenny Hilliard	NMSU	3
25	Pass	Darrel Williams from Brandon Harris	Miss. St.	4
25	Run	Terrence Magee	UM	2
24	Run	Leonard Fournette	ULM	3*
23	Pass	John Diarse from Anthony Jennings	ULM	1
23	Run	Terrence Magee	NMSU	3
23	Run	Terrence Magee	UK	3*
22	Pass	John Diarse from Brandon Harris	SHSU	3
22	Run	Darrel Williams	ULM	2*
22	Run	Anthony Jennings	ULM	2
22	Pass	Travin Dural from Anthony Jennings	Miss. St.	2
22	Pass	Travin Dural from Brandon Harris	Miss. St.	4
22	Pass	Travin Dural from Brandon Harris	NMSU	2
22	Pass	Malachi Dupre from Brandon Harris	NMSU	2
22	Pass	Trey Quinn from Anthony Jennings	UM	3
22	Run	Leonard Fournette	UM	4
21	Run	Brandon Harris	NMSU	4
20	Pass	Leonard Fournette from Anthony Jennings	ULM	2
20	Run	Leonard Fournette	Miss. St.	2
20	Run	Leonard Fournette	UF	2
20	Run	Leonard Fournette	UF	3
20	Pass	Trey Quinn from Anthony Jennings	UM	4

*Denotes play resulted in touchdown.

GAME-BY-GAME NOTABLES

Opponent	Captains	Coin Toss	Kickoff/Receive	LSU 1st Poss.	Game Time (CT)	Game Length	Jerseys	Result
vs. Wisconsin	L. Collins, T. Magee, D. Welter, J. Rasco, R. Ferguson, J. Keehn	Loss	Receive	Punt	8:15 p.m.	3:28	White	W, 28-24
Sam Houston State	K. Hilliard, C. Neighbors, J. Collins, C. Delahoussaye	Loss	Kickoff	Touchdown	6:39 p.m.	3:10	White	W, 56-0
ULM	L. Collins, J. Hawkins, D. Thomas, J. Adams	Loss	Receive	Punt	6:02 p.m.	3:01	Purple	W, 31-0
Mississippi State	K. Hilliard, A. Jennings, R. Martin, J. Rasco, D. Riley	Loss	Receive	Punt	6:12 p.m.	3:37	White	L, 34-29
New Mexico State	E. Povic, K. Alexander, D. Thomas, D. Jones	Loss	Kickoff	Fumble	6:39 p.m.	3:17	Purple	W, 63-7
at Auburn	L. Collins, J. Hawkins, K. Alexander, T. Magee	Loss	Receive	Punt	6:01 p.m.	3:18	White	L, 41-7
at Florida	L. Collins, D. Gordon, D. Hunter, K. Beckwith	Won	Kickoff	Punt	6:40 p.m.	3:30	White	W, 30-27
Kentucky	V. Alexander, E. Porter, K. Alexander, D. Riley	Loss	Receive	Touchdown	6:39 p.m.	3:24	White	W, 41-3
Ole Miss	L. Collins, T. Magee, K. Beckwith, D. Hunter, J. Keehn, T. White	Won	Kickoff	Missed FG	6:21 p.m.	3:30	White	W, 10-7

BY THE NUMBERS

102,321

new stadium capacity after the south end zone project finished in summer of 2014. Also the largest crowd in Tiger Stadium history twice.

1,500

old dorm rooms below the east and west stands

.728

winning percentage after 566 home games (403-145-18)

89

89-yard punt return by Billy Cannon to beat Ole Miss on Halloween Night in 1959

91st

year of LSU football in Tiger Stadium dating back to 1924

91

times the crowd has exceeded 90,000 for a game

428

windows replaced on the North End of the stadium prior to the 2012 season

70-7

Saturday night record since 2000

62-8

home record under head coach Les Miles

15

undefeated home seasons, including four under Les Miles

10

trips by the "ESPN College GameDay" crew

6th

largest on-campus stadium in the nation (102,321)

7


times named the toughest place in the nation to play a road game by national media outlets

1

win over a No. 1 ranked team (def. Florida, 28-21, in 1997)

Tiger Stadium

COLLEGE FOOTBALL'S ULTIMATE SETTING



“THE SCARIEST PLACE TO PLAY IN AMERICA”

- ESPN.COM, ESPN COLLEGE FOOTBALL LIVE

Notables

- LSU began playing football in Tiger Stadium in 1924 and is currently in its 91st year in the venerable stadium. This season marks the 84th year LSU has played under the lights in Death Valley. The Tigers defeated Spring Hill, 35-0, on Oct. 3, 1931 in the first night game in the stadium's history.
- Head coach **Les Miles** is 45-3 in Saturday Night home games. The only losses were to two top-ranked teams -- No. 1 Florida on Oct. 10, 2009 and No. 1 Alabama on Nov. 3, 2012 -- and to another that became No. 1 in Mississippi State on Sept. 20, 2014. LSU's last non-conference home loss was to UAB on Sept. 23, 2000.
- Since national attendance figures began being kept in 1957, LSU has finished in the nation's top 10 in average attendance in 50 of the past 57 seasons.
- Since 1960, LSU owns a stellar 236-62-4 (.788) record in traditional Tiger Stadium night games. The Tigers are 32-25-3 (.558) at home during the day in that span.
- LSU has won 40 consecutive home games over non-conference opponents. **Les Miles** is 31-0 in non-conference home games.

Quotables

“I'm not sure what it was like to walk into the Coliseum, but I bet it was something like this. The best place in the world to watch a sporting event.”

- **Wright Thompson, ESPN Senior Writer**

“Dark. That combined with Tiger Stadium on a Saturday night is something loud, strange and holy. There is noise everywhere in stadiums from Eugene to Tuscaloosa. Only in Baton Rouge is there a living, breathing being lurking in its grand, old stadium.”

- **Dennis Dodd, CBSSports.com**

“Best stadium -- Tiger Stadium, LSU. The pregame festivities, the deafening noise -- there's no other place like it.”

- **Matt Hayes, Sporting News**

“Death Valley is the pound-for-pound king of noise in college football. The place is just mind-numbingly loud for a ridiculous amount of time.”

- **Bruce Feldman, FoxSports.com**

“For three hours on Saturday night, I don't know that there has ever been an atmosphere in sports that I've been a part of that was as memorable to me. When you're there, you don't want to miss anything.”

- **Scott Van Pelt, ESPN**

The Last Meeting

LSU

#10/12 LSU 17

#1 Alabama 38



Nov. 9, 2013 • Bryant-Denny Stadium • Tuscaloosa, Ala. • 101,821

Top-Ranked Alabama Uses Second Half Surge To Beat LSU, 38-17

Top-ranked Alabama scored 21 unanswered points in the second half to post a 38-17 win over No. 10 LSU in Tuscaloosa. Trailing 17-14 at halftime, LSU took the second half kickoff and marched 50 yards on six plays to tie the game at 17-17 on a 41-yard field goal by **Colby Delahoussaye**. Alabama took advantage of a fake punt on its next possession to extend a drive that eventually led to a touchdown and a 24-17 lead. The Crimson Tide extended the lead to 31-17 early in the fourth quarter before **Odell Beckham Jr.** returned a kickoff 82 yards to give the Tigers a scoring opportunity inside the Alabama 20-yard line. However, the Tigers weren't able to convert as three straight incompletions turned the ball back over to Alabama. The Crimson Tide tacked on another TD midway through the fourth quarter to put the game out of reach. LSU appeared to have taken control of the game early in the contest as the Tigers forced Alabama to punt on its first possession. The Tigers went 81 yards on nine plays to take what appeared to be a 7-0 lead, however running back **J.C. Copeland** fumbled as he was crossing the goal line to end that drive. LSU spotted Alabama a 3-0 lead when a Tiger fumble on the Crimson Tide 27-yard line led to a field goal. LSU took its only lead of the game at 7-3 on a 3-yard run by **Jeremy Hill** early in the second quarter. Alabama scored TDs on its next two possessions to take a 17-7 lead before LSU used a 10-play, 75-yard drive just before halftime to get to within 17-14 on a 6-yard pass from **Zach Mettenberger** to **Travin Dural**. For the game, Mettenberger completed 16-of-23 passes for 241 yards and a TD, while **Jarvis Landry** hauled in five passes for 90 yards. Hill led the Tigers with 42 rushing yards and a score.

	Scoring				
	1	2	3	4	F
LSU	0	14	3	0	17
Alabama	3	14	7	14	38

STATISTICAL COMPARISON

Category	LSU	UA	CONF. (NCAA) RANKING	
			LSU	UA
Record:	7-2	7-1	--	--
Conference:	3-2	4-1	--	--
Scoring Offense:	32.8	36.5	8(43)	4(18)
Total Offense:	414.2	508.9	10(62)	2(11)
Rushing Offense:	225.7	218.6	5(24)	6(28)
Passing Offense:	188.6	290.3	11(99)	3(24)
Scoring Defense:	15.9	14	3(6)	2(2)
Total Defense:	318.1	277.3	4(13)	1(4)
Pass Defense:	158.4	199.1	1(3)	5(28)
Rushing Defense:	159.7	78.1	9(65)	1(2)
KO Ret. Avg.:	24.9	23.2	3(13)	5(30)
Punt Ret. Avg.:	11.8	10.4	5(28)	7(36)
Time of Poss.:	33:21	33:09	2(8)	3(12)
3rd Down Conv.:	.385	.557	11(82)	1(2)
Opp. 3rd-D Conv.:	.288	.348	1(7)	6(31)
TO Margin:	+4	-2	4(16)	11(82)
Net Punting:	41.2	43.6	3(9)	1(2)
Fumbles Recovered:	8	6	1(21)	8(60)
Passes Intercepted:	9	5	6(26)	11(97)
Fumbles Lost:	6	10	9(67)	14(110)
Turnovers Gained:	17	11	4(18)	11(87)
Turnovers Lost:	13	13	2(31)	5(50)
Passing Efficiency:	141.8	168.2	7(40)	1(3)
Pass Efficiency Defense:	96.4	111.7	1(1)	5(26)
Fewest Penalties:	55	45	13(92)	5(36)
Fewest Yards Penalized:	463	346	14(86)	3(21)
Sacks:	1.67	2.63	11(93)	6(37)
Tackles for Losses:	5.9	6.8	10(66)	7(40)
First Downs:	191	199	5(25)	5(32)
Red Zone Offense:	.853	.853	9(50)	7(47)
Red Zone Defense:	.789	.824	5(37)	6(55)

The Series: Alabama leads 48-25-5

1895: LSU, 12-6
 1902: LSU, 11-0
 1903: UA, 18-0
 1904: UA, 11-0
 1907: UA, 6-4
 1909: LSU, 12-6
 1919: UA, 23-0
 1920: UA, 21-0
 1921: Tie, 7-7
 1922: UA, 47-3
 1923: UA, 30-3
 1925: UA, 42-0
 1926: UA, 24-0
 1927: Tie, 0-0
 1928: UA, 13-0
 1930: UA, 33-0
 1944: Tie, 27-27
 1945: UA, 26-7
 1946: LSU, 31-21
 1947: UA, 41-12
 1948: LSU, 26-6
 1951: LSU, 13-7
 1952: UA, 21-20
 1953: Tie, 7-7
 1954: UA, 12-0
 1957: LSU, 28-0
 1958: LSU, 13-3
 1964: UA, 17-9

Nov. 18 at Baton Rouge
 Nov. 29 at Tuscaloosa
 Nov. 9 at Tuscaloosa
 Dec. 1 at Baton Rouge
 Nov. 23 at Mobile
 Nov. 25 at Birmingham
 Nov. 15 at Baton Rouge
 Nov. 13 at Tuscaloosa
 Oct. 29 at New Orleans
 Nov. 10 at Tuscaloosa
 Nov. 16 at Montgomery
 Oct. 10 at Baton Rouge
 Oct. 30 at Tuscaloosa
 Oct. 8 at Birmingham
 Dec. 8 at Birmingham
 Nov. 15 at Montgomery
 Sept. 30 at Baton Rouge
 Oct. 6 at Baton Rouge
 Nov. 9 at Baton Rouge
 Nov. 22 at Tuscaloosa
 Nov. 20 at Baton Rouge
 Sept. 29 at Mobile
 Sept. 27 at Baton Rouge
 Sept. 26 at Mobile
 Sept. 25 at Baton Rouge
 Sept. 28 at Baton Rouge
 Sept. 27 at Mobile
 Nov. 7 at Birmingham

1965: UA, 31-7
 1966: UA, 21-0
 1967: UA, 7-6
 1968: UA, 16-7
 1969: LSU, 20-15
 1970: LSU, 14-9
 1971: UA, 14-7
 1972: UA, 35-21
 1973: UA, 21-7
 1974: UA, 30-0
 1975: UA, 23-10
 1976: UA, 28-17
 1977: UA, 24-3
 1978: UA, 31-10
 1979: UA, 3-0
 1980: UA, 28-7
 1981: UA, 24-7
 1982: LSU, 20-10
 1983: UA, 32-26
 1984: LSU, 16-14
 1985: Tie, 14-14
 1986: LSU, 14-10
 1987: UA, 22-10
 1988: LSU, 19-18
 1989: UA, 32-16
 1990: UA, 24-3
 1991: UA, 20-17
 1992: UA, 31-11

Nov. 6 at Baton Rouge
 Nov. 5 at Birmingham
 Nov. 11 at Baton Rouge
 Nov. 9 at Birmingham
 Nov. 8 at Baton Rouge
 Nov. 7 at Birmingham
 Nov. 6 at Baton Rouge
 Nov. 11 at Birmingham
 Nov. 22 at Baton Rouge
 Nov. 9 at Birmingham
 Nov. 8 at Baton Rouge
 Nov. 6 at Birmingham
 Nov. 5 at Baton Rouge
 Nov. 11 at Birmingham
 Nov. 10 at Baton Rouge
 Nov. 8 at Tuscaloosa
 Sept. 5 at Baton Rouge
 Nov. 6 at Birmingham
 Nov. 10 at Baton Rouge
 Nov. 10 at Birmingham
 Nov. 9 at Baton Rouge
 Nov. 8 at Birmingham
 Nov. 7 at Baton Rouge
 Nov. 5 at Tuscaloosa
 Nov. 11 at Baton Rouge
 Nov. 10 at Tuscaloosa
 Nov. 9 at Baton Rouge
 Nov. 7 at Baton Rouge

1993: LSU, 17-13
 1994: UA, 35-17
 1995: UA, 10-3
 1996: UA, 26-0
 1997: LSU, 27-0
 1998: UA, 22-16
 1999: UA, 23-17
 2000: LSU 30-28
 2001: LSU 35-21
 2002: UA, 31-0
 2003: LSU, 27-3
 2004: LSU, 26-10
 2005: LSU, 16-13 (OT)
 2006: LSU, 28-14
 2007: LSU, 41-34
 2008: UA, 27-21
 2009: UA, 24-15
 2010: LSU, 24-21
 2011: LSU, 9-6 (OT)
 2012: UA, 21-0
 2012: UA, 21-17
 2013: UA, 38-17

Nov. 6 at Tuscaloosa
 Nov. 5 at Baton Rouge
 Nov. 4 at Tuscaloosa
 Nov. 9 at Baton Rouge
 Nov. 8 at Tuscaloosa
 Nov. 7 at Baton Rouge
 Nov. 6 at Tuscaloosa
 Nov. 4 at Baton Rouge
 Nov. 3 at Tuscaloosa
 Nov. 16 at Baton Rouge
 Nov. 15 at Tuscaloosa
 Nov. 13 at Baton Rouge
 Nov. 12 at Tuscaloosa
 Nov. 11 at Baton Rouge
 Nov. 3 at Tuscaloosa
 Nov. 8 at Baton Rouge
 Nov. 7 at Tuscaloosa
 Nov. 6 at Baton Rouge
 Nov. 5 at Tuscaloosa
 Jan. 9 at New Orleans
 Nov. 3 at Baton Rouge
 Nov. 9 at Tuscaloosa

At Baton Rouge: UA leads, 26-8-2
At Tuscaloosa: UA leads, 11-9
At Birmingham: UA leads, 8-5-1
At Other Sites: UA leads, 4-2-2
Les Miles vs. Alabama: 5-5

LSU Tigers Depth Chart (Based on Game Starters)

OFFENSE

X	8	Trey Quinn	6-0	194	Fr.-HS
-or-	15	Malachi Dupre	6-3	187	Fr.-HS
	1	Quantavious Leslie	6-4	179	Sr.-SQ
	2	Avery Peterson	6-2	200	Fr.-RS
LT	70	La'el Collins	6-5	321	Sr.-2L
	63	K.J. Malone	6-3	289	Fr.-RS
LG	74	Vadal Alexander	6-6	320	Jr.-2L
	69	Fehoko Fanaika	6-6	330	Sr.-1L
	75	Evan Washington	6-6	334	Sr.-1L
C	55	Elliott Porter	6-4	297	Sr.-2L
	77	Ethan Pocic	6-7	301	So.-1L
	72	Andy Dodd	6-4	336	Fr.-RS
RG	77	Ethan Pocic	6-7	301	So.-1L
	69	Fehoko Fanaika	6-6	330	Sr.-1L
	75	Evan Washington	6-6	334	Sr.-1L
	76	Josh Boutte	6-5	340	So.-SQ
RT	65	Jerald Hawkins	6-6	309	So.-1L
	71	Jonah Austin	6-6	330	Jr.-1L
TE	85	Dillon Gordon	6-4	295	Jr.-2L
	84	Logan Stokes	6-5	255	Sr.-1L
-or-	89	DeSean Smith	6-5	242	So.-1L
-or-	41	Travis Dickson	6-3	237	Sr.-2L
Z	83	Travin Dural	6-2	192	So.-1L
	9	John Diarse	6-0	210	Fr.-RS
	82	D.J. Chark	6-2	184	Fr.-HS
	87	Kevin Spears	6-3	195	Fr.-RS
QB	10	Anthony Jennings	6-2	216	So.-1L
	6	Brandon Harris	6-3	188	Fr.-HS
RB	7	Leonard Fournette	6-1	230	Fr.-HS
-or-	27	Kenny Hilliard	6-0	232	Sr.-3L
-or-	18	Terrence Magee	5-9	217	Sr.-2L
	34	Darrel Williams	6-0	230	Fr.-HS
FB	43	Connor Neighbors	5-11	229	Sr.-2L
	49	Melvin Jones	6-2	258	So.-1L

DEFENSE

DE	94	Danielle Hunter	6-6	240	Jr.-2L
	98	Deondre Clark	6-3	244	Fr.-HS
	58	Sione Teuhema	6-4	232	Fr.-HS
DT	57	Davon Godchaux	6-4	298	Fr.-HS
	95	Quentin Thomas	6-4	303	Jr.-1L
	97	Frank Herron	6-4	278	Fr.-RS
	99	Greg Gilmore	6-5	305	Fr.-RS
DT	91	Christian LaCouture	6-5	300	So.-1L
	92	Lewis Neal	6-1	255	So.-1L
	90	Maquedius Bain	6-4	299	Fr.-RS
DE	59	Jermauria Rasco	6-3	247	Sr.-3L
	46	Tashawn Bower	6-5	237	So.-1L
	54	Justin Maclin	6-4	240	Sr.-SQ
	93	M.J. Patterson	6-3	231	Fr.-RS
Sam	23	Lamar Louis	6-0	229	Jr.-2L
	40	Duke Riley	6-1	218	So.-1L
	48	Donnie Alexander	6-1	201	Fr.-HS
Mike	52	Kendell Beckwith	6-2	245	So.-1L
	31	D.J. Welter	6-1	235	Sr.-1L
	3	Clifton Garrett	6-2	242	Fr.-HS
Will	4	Kwon Alexander	6-2	227	Jr.-2L
	45	Deion Jones	6-1	220	Jr.-2L
	22	Ronnie Feist	6-1	224	Jr.-1L
CB	21	Rashard Robinson	6-3	177	So.-1L
	32	Jalen Collins	6-2	198	Jr.-2L
	24	Ed Paris	6-1	208	Fr.-HS
S	28	Jalen Mills	6-0	194	Jr.-2L
	29	Rickey Jefferson	6-0	204	So.-1L
	12	Corey Thompson	6-2	218	Jr.-2L
	35	Devin Voorhies	6-2	208	Fr.-HS
S	26	Ronald Martin	6-2	220	Sr.-3L
	33	Jamal Adams	6-0	206	Fr.-HS
	13	Dwayne Thomas	6-0	182	So.-1L
CB	16	Tre'Davious White	5-11	191	So.-1L
	32	Jalen Collins	6-2	198	Jr.-2L
	39	Russell Gage	6-0	180	Fr.-HS

PRONUNCIATIONS

Players		
74	Vadal Alexander	OG
	vuh-Dall	
90	Maquedius Bain	DT
	muh-Quay-dee-us	
70	La'el Collins	OT
	Lah-ell	
42	Colby Delahoussaye	PK
	Dell-uh-hoos-ee	
9	John Diarse	WR
	Dee-arse	
14	Trent Domingue	PK
	Doe-mang	
15	Malachi Dupre	WR
	Mal-uh-kye Doo-ree	
83	Travin Dural	WR
	Tray-vin	
69	Fehoko Fanaika	OG
	fuh-hoe-koe fuh-Nye-kuh	
57	Davon Godchaux	DT
	duh-Vahn God-chaw	
94	Danielle Hunter	DE
	duh-NEEL	
91	Christian LaCouture	DT
	Lock-uh-chur	
1	Quantavious Leslie	WR
	Owan-tay-vee-us	
77	Ethan Pocic	C
	Poe-sick	
59	Jermauria Rasco	DE
	Jer-maw-ree-A	
58	Sione Teuhema	DE
	See-oh-nee Tuh-hoo-muh	
Coaches		
	Bradley Dale Peveto	ST
	Pea-vuh-toe	

SPECIAL TEAMS

PK	42	Colby Delahoussaye	5-10	176	So.-1L
	14	Trent Domingue	6-1	170	So.-SQ
KO	14	Trent Domingue	6-1	170	So.-SQ
-or-	36	Cameron Gamble	5-11	190	Fr.-HS
PR	16	Tre'Davious White	5-11	191	So.-1L
	8	Trey Quinn	6-0	194	Fr.-HS
HOLD	16	Brad Kragthorpe	6-0	200	Jr.-SQ
	13	Chris LaBorde	6-0	191	Jr.-SQ

KOR	7	Leonard Fournette	6-1	230	Fr.-HS
	18	Terrence Magee	5-9	217	Sr.-2L
P	38	Jamie Keehn	6-4	220	Jr.-2L
	14	Trent Domingue	6-1	170	So.-SQ
SNP	50	Reid Ferguson	6-2	236	Jr.-2L
	53	Logan Boudreaux	5-11	218	Jr.-SQ

LOCATION OF COACHES

On The Field	
Les Miles, head coach	
Frank Wilson, running backs	
Steve Ensminger, tight ends	
Brick Haley, defensive line	
Adam Henry, wide receivers	
Bradley Dale Peveto, special teams	
Corey Raymond, defensive backs	
Jeff Grimes, offensive line	
In The Press Box	
John Chavis, defensive coordinator	
Cam Cameron, offensive coordinator	

CAREER STARTS/GAME-BY-GAME STARTERS

					FB Neighbors 14 M. Jones 1		TB Hilliard 6 Fournette 3 Magee 1					
						QB Jennings 9 Harris 1						
WR Dural 9		TE Gordon 21 Stokes 4 Dickson 2	RT Hawkins 21 V. Alexander 9 Washington 1	RG Pocic 6 Fanaika 3	C Porter 20 Pocic 3	LG V. Alexander 22 L. Collins 13	LT L. Collins 21 Hawkins 1					WR Quinn 6 Dupre 2
LCB Mills 24 Robinson 8 J. Collins 3			LE Rasco 22	LT LaCouture 9		RT Godchaux 6 Q. Thomas 4	RE Hunter 19					RCB White 20 J. Collins 2
		Sam Louis 13 K. Alexander 11 Riley 1										
						Mike Welter 19 Beckwith 3	Will K. Alexander 8 D. Jones 1					Dime
		Nickel J. Collins 1 Mills 1		SS Martin 10 Thompson 2			FS Mills 10 Martin 7 Thompson 3 Jefferson 1					

OFFENSIVE GAME-BY-GAME STARTERS

Game	X	Z	LT	LG	C	RG	RT	TE	FB	TB	QB
vs. Wisconsin	Quinn	Dural	L. Collins	V. Alexander	Pocic	Fanaika	Hawkins	Gordon	Neighbors	Hilliard	Jennings
Sam Houston State	Stokes (2 TE)	Dural	L. Collins	V. Alexander	Pocic	Fanaika	Hawkins	Gordon	Neighbors	Hilliard	Jennings
ULM	Quinn	Dural	L. Collins	V. Alexander	Porter	Fanaika	Hawkins	Gordon	Neighbors	Hilliard	Jennings
Mississippi State	Quinn	Dural	L. Collins	V. Alexander	Porter	Pocic	Hawkins	Gordon	Neighbors	Hilliard	Jennings
New Mexico State	Dupre	Dural	L. Collins	V. Alexander	Porter	Pocic	Hawkins	Gordon	Neighbors	Hilliard	Jennings
at Auburn	Dupre	Dural	L. Collins	V. Alexander	Porter	Pocic	Hawkins	Gordon	Neighbors	Magee	Harris
at Florida	Quinn	Dural	L. Collins	V. Alexander	Porter	Pocic	Hawkins	Gordon	M. Jones	Fournette	Jennings
Kentucky	Quinn	Dural	L. Collins	V. Alexander	Porter	Pocic	Hawkins	Gordon	Stokes (2 TE)	Fournette	Jennings
Ole Miss	Quinn	Dural	L. Collins	V. Alexander	Porter	Pocic	Hawkins	Gordon	Neighbors	Fournette	Jennings
Alabama											
at Arkansas											
at Texas A&M											

DEFENSIVE GAME-BY-GAME STARTERS

Game	LE	LT	RT	RE	WILL	MIKE	SAM	LCB	RCB	SS	FS
vs. Wisconsin	Rasco	LaCouture	Q. Thomas	Hunter	K. Alexander	Welter	Louis	J. Collins	White	Martin	Mills
Sam Houston State	Rasco	LaCouture	Q. Thomas	Hunter	K. Alexander	Welter	Louis	J. Collins	White	Martin	Mills
ULM	Rasco	LaCouture	Godchaux	Hunter	D. Jones	Welter	Riley	J. Collins	White	Martin	Mills
Mississippi State	Rasco	LaCouture	Q. Thomas	Hunter	K. Alexander	Welter	Louis	Robinson	White	Martin	Mills
New Mexico State	Rasco	LaCouture	Godchaux	Hunter	K. Alexander	Welter	Louis	Robinson	White	Martin	Mills
at Auburn	Rasco	LaCouture	Godchaux	Hunter	K. Alexander	Welter	Louis	Robinson	White	Martin	Mills
at Florida	Rasco	LaCouture	Godchaux	Hunter	K. Alexander	Beckwith	Louis	Robinson	White	Martin	Mills
Kentucky	Rasco	LaCouture	Godchaux	Hunter	K. Alexander	Beckwith	Louis	Robinson	White	Martin	Mills
Ole Miss	Rasco	LaCouture	Godchaux	Hunter	K. Alexander	Beckwith	Louis	Robinson	White	Martin	Mills
Alabama											
at Arkansas											
at Texas A&M											



33

Jamal Adams
Safety

6-0 • 206 • Fr. • HS
Carrollton, Texas (Hebron HS)



TRUE FRESHMAN SEASON (2014)

Adams is one of 17 true freshmen to see action for the Tigers this season ... Garnered 42 tackles which is tied for fifth on LSU's defense ... Racked up a season's best eight tackles, his first career sack and a career-high 1.5 tackles for loss against Kentucky ... Registered seven tackles at Auburn ... Added five stops versus No. 3 Ole Miss, Sam Houston State and New Mexico State ... Tallied three PBUs during Ole Miss game ... Named a captain for the ULM game, the first freshman to earn that honor during the Les Miles era ... Added four stops during the ULM and Mississippi State games ... Nine of his 42 tackles have come on special teams ... His nine stops leads LSU's special teams.

CAREER HIGHS

Total tackles: 8, Kentucky, 2014
Tackles for loss: 1.5, Kentucky, 2014
Sacks: 1, Kentucky, 2014

ADAMS' CAREER DEFENSIVE STATS

YEAR	G-GS	UT	AT	TT	TFL	SACKS	PBU	QBH	INT	FF	FR
2014	9-0	21	21	42	2.0-3	1.0-1	4	0	0	0	0-0
Totals	9-0	21	21	42	2.0-3	1.0-1	4	0	0	0	0-0



4

Kwon Alexander
Linebacker

6-2 • 227 • Jr. • 2L
Oxford, Ala. (Oxford HS)



- 2014 Preseason All-SEC Second Team (Coaches)
- 2014 Preseason All-SEC Third Team (Media)

JUNIOR SEASON (2014)

Alexander has served as LSU's starting WILL linebacker during eight of nine games this season ... His 57 tackles pace LSU's defense, while his 6.0 stops for loss are second on the squad ... Did not play against ULM ... Registered a team-leading eight tackles and two stops for loss against No. 14 Wisconsin ... LSU's defense held the Badgers to 32 total yards on 19 plays over the final 27:24 of the contest as the Tigers erased a 17-point deficit ... Racked up a season's best 13 tackles versus Mississippi State ... Stripped MSU QB Dak Prescott on the opening play of the 2nd half which led to Danielle Hunter's 25-yard fumble recovery for a touchdown ... Collected 10 tackles highlighted by 1.5 stops for loss and forced a fumble at Florida ... The forced fumble led to LSU's opening touchdown ... Picked up eight tackles and a career-high 2.5 stops for loss versus No. 3 Ole Miss ... Has started 11 of LSU's last 13 games going back to the Georgia game in 2013.

K. ALEXANDER'S CAREER HIGHS

Total tackles: 14, Furman, 2013
Tackles for loss: 2.5, Ole Miss, 2014
Sacks: 0

K. ALEXANDER IN THE SEC RANKINGS • NOV. 2

71 Tackles Per Game • 14th

K. ALEXANDER'S CAREER DEFENSIVE STATS

YEAR	G-GS	UT	AT	TT	TFL	SACKS	PBU	QBH	INT	FF	FR
2012	7-2	8	4	12	1.0-2	0	1	1	0	1	2-15
2013	13-9	30	35	65	6.5-14	0	4	1	0	0	0-0
2014	8-8	27	30	57	6.0-10	0	0	5	0	2	0-0
Totals	28-19	65	69	134	13.5-26	0	5	7	0	3	2-15



74

Vadal Alexander
Offensive Guard

6-6 • 340 • Jr. • 2L
Buford, Ga. (Buford HS)



- 2014 SEC Offensive Lineman of the Week (at Florida)
- 2014 Preseason All-SEC Second Team (Coaches & Media)
- 2014 Outland Trophy Watch List
- 2012 Freshman All-America Second Team (Scout.com)
- 2012 All-SEC Freshman Team (Coaches)

JUNIOR SEASON (2014)

Alexander has played in all 35 career games with 31 career starts which includes his last 21 outings at left guard dating back to the 2013 season opener against TCU ... Second among LSU's offensive lineman with 64.0 knockdowns ... Played all 67 snaps of the 2014 opener versus No. 14 Wisconsin and came away with five knockdowns ... Paved the way as Kenny Hilliard racked up 93 of his 110 rushing yards during the 4th quarter and LSU erased a 17-point second-half deficit versus the Badgers ... Amassed 7.5 knockdowns over 63 snaps against ULM ... Tacked on a team-leading seven knockdowns at Auburn ... Picked up 11 knockdowns on his 73 snaps at Florida ... Racked up a season's best for an offensive lineman with a career-high 15.5 knockdowns on 71 snaps versus No. 3 Ole Miss.



52

Kendell Beckwith
Linebacker

6-2 • 245 • So. • 1L
Jackson, La. (East Feliciana HS)



- 2014 SEC Defensive Player of the Week (vs. Ole Miss)

SOPHOMORE SEASON (2014)

Beckwith has lined up at MIKE linebacker during all nine games and earned the starting nod during the last three games ... Collected 51 tackles which are third on the team ... His 4.0 tackles for loss are fourth on the squad ... Registered one tackle and a key five-yard rush on a fake punt attempt versus No. 14 Wisconsin during the 3rd quarter ... The five-yard rush gave the Tigers a first down and led to a field goal which sparked LSU's 17-point comeback against the Badgers ... Secured seven tackles and added a sack versus Sam Houston State ... Returned his first career interception for a 29-yard touchdown versus New Mexico State during the 1st quarter ... One of eight SEC players to return an interception for a touchdown in 2014 ... Garnered six tackles and his first career fumble recovery at Auburn ... Notched six stops at Florida during his first career start ... Amassed nine tackles versus Kentucky ... Racked up a team-leading and career-high 10 tackles to pace LSU's defense against No. 3 Ole Miss ... Teamed with Jermauria Rasco and stopped Ole Miss QB Bo Wallace on 4th-and-1 rushing play inside LSU territory during the final two minutes.

BECKWITH'S CAREER HIGHS

Total tackles: 10, Ole Miss, 2014
Tackles for loss: 1.0, 5x, (Last: Ole Miss, 2014; First: Florida, 2013)
Sacks: 1.0, 2x, (Last: Sam Houston State, 2014; First: Florida, 2013)

BECKWITH'S CAREER DEFENSIVE STATS

YEAR	G-GS	UT	AT	TT	TFL	SACKS	PBU	QBH	INT	FF	FR
2013	12-0	5	6	11	1.0-8	1.0-8	0	0	0	1	0
2014	9-3	20	31	51	4.0-14	1.5-10	3	2	1-29	0	1-0
Totals	21-3	25	37	62	5.0-22	2.5-18	3	2	1-29	1	1-0



46

Tashawn Bower
Defensive End
 6-5 • 237 • So. • 1L
 Somerville, N.J. (Immaculata HS)



SOPHOMORE SEASON (2014)

Bower has seen action in all nine games at left defensive end behind and has served as Jermauria Rasco's backup ... Collected 13 tackles over his last six outings ... Registered a career-high five stops versus New Mexico State ... Secured three tackles during LSU's SEC opener against Mississippi State ... Added half-tackles for loss during the ULM and New Mexico State games.

BOWER'S CAREER HIGHS

Total tackles: 5, New Mexico State, 2014
 Tackles for loss: 0.5, 3x (Last: Kentucky, 2014; First: ULM, 2014)
 Sacks: 0

BOWER'S CAREER DEFENSIVE STATS

YEAR	G-GS	UT	AT	TT	TFL	SACKS	PBU	QBH	INT	FF	FR
2013	6-0	1	2	3	0	0	0	0	0	0	0
2014	9-0	2	11	13	1.5-2	0	0	1	0	0	0
Totals	15-0	3	13	16	1.5-2	0	0	1	0	0	0



98

Deondre Clark
Defensive End
 6-3 • 244 • Fr. • HS
 Oklahoma City, Okla. (Douglass HS)



TRUE FRESHMAN SEASON (2014)

Clark is one of 17 true freshmen to see action for the Tigers this season ... Provided valuable depth to LSU's defensive line and played in eight of nine games ... Picked up two tackles during the Sam Houston State, ULM and New Mexico State games ... Added a pair of QB hurries against Sam Houston State ... Collected a half-tackle for loss versus New Mexico State ... Did not play at Florida.

CLARK'S CAREER HIGHS

Total tackles: 2, 3x (Last: New Mexico State, 2014; First: Sam Houston State, 2014)
 Tackles for loss: 0.5, New Mexico State, 2014
 Sacks: 0

CLARK'S CAREER DEFENSIVE STATS

YEAR	G-GS	UT	AT	TT	TFL	SACKS	PBU	QBH	INT	FF	FR
2014	8-0	0	6	6	0.5-0	0	0	3	0	0	0-0
Totals	8-0	0	6	6	0.5-0	0	0	3	0	0	0-0



32

Jalen Collins
Cornerback
 6-2 • 198 • Jr. • 2L
 Olive Branch, Miss. (Olive Branch HS)



• 2012 All-SEC Freshman Team (Coaches)

JUNIOR SEASON (2014)

Collins has started at left cornerback during three games of the 2014 season ... The start for Collins against No. 14 Wisconsin during the season opener was his first since the UAB game on Sept. 7, 2013 ... Secured a career-high tying six tackles and one PBU versus the Badgers ... LSU's defense held the Badgers to 32 total yards on 19 plays over the final 27:24 of the contest as the Tigers erased a 17-point deficit ... Tacked on three tackles and a PBU against Mississippi State ... Added four tackles against Kentucky ... Registered a career-high three PBUs versus No. 3 Ole Miss.

COLLINS' CAREER HIGHS

Total tackles: 6, 2x (Last: vs. Wisconsin, 2014; First: Mississippi State, 2012)
 PBUs: 3, Ole Miss, 2014
 Interceptions: 1, 2x (Last: Ole Miss, 2012; First: at Texas A&M, 2012)

COLLINS' CAREER DEFENSIVE STATS

YEAR	G-GS	UT	AT	TT	TFL	SACKS	PBU	QBH	INT	FF	FR
2012	13-1	15	15	30	0	0	6	0	2-9	0	0
2013	13-2	15	7	22	0	0	2	0	0	0	0
2014	9-3	14	6	20	1.0-2	0	6	0	0	0	0
Totals	35-6	44	28	72	1.0-2	0	14	0	2-9	0	0



70

La'el Collins
Offensive Tackle
 6-5 • 321 • Sr. • 2L
 Baton Rouge, La. (Redemptorist HS)



• 2014 Preseason All-SEC First Team (Coaches, Media)

- 2014 Lombardi Award Watch List
- 2014 Outland Trophy Watch List
- 2014 Senior CLASS Award Finalist
- 2013 All-SEC Second Team (Coaches)
- 2013 SEC Offensive Lineman of the Week (vs. TCU)
- 2012 All-SEC Honorable Mention (AP)
- 2012 SEC Co-Offensive Lineman of the Week (vs. Alabama)
- 2011 CBSSports.com Freshman All-American

SENIOR SEASON (2014)

Collins has started at left tackle during all nine games ... Logged a team-leading 576 offensive snaps for the Tigers ... Racked up a team-leading 64.5 knockdowns and has had at least five knockdowns in all nine outings ... Paved the way as Kenny Hilliard amassed 93 of his 110 rushing yards during the 4th quarter, and LSU erased a 17-point second-half deficit during the Wisconsin game ... Collected 11.5 knockdowns on 55 snaps versus Sam Houston State ... Added nine knockdowns over 71 snaps against No. 3 Ole Miss ... Has played in 41 career games and started 34 of LSU's last 35 games dating back to the 2012 season opener against North Texas on Sept. 1, 2012 ... Has made his last 22 starts at left tackle after spending his first two seasons at guard ... Possesses the skills to become one of the nation's top offensive linemen.



42

Colby Delahoussaye
Place Kicker

5-10 • 176 • So. • 1L
New Iberia, La. (New Iberia HS)



- 2014 Preseason All-SEC Second Team (Coaches, Media)
- 2014 Groza Award Watch List
- 2013 SEC Academic Honor Roll

REDSHIRT SOPHOMORE SEASON (2014)

Delahoussaye buried two field goals and two PATs versus No. 14 Wisconsin at the AdvoCare Texas Kickoff ... His 47-yard field goal during the 3rd quarter was the second-longest kick of his career ... Knocked home 21-of-23 career field goals and 89-of-92 career PATs ... The 91.3 percent on career field goals ranks first in program history among kickers with at least 20 attempts ... Drilled the game-winning and a career-long 50-yard field goal with three seconds remaining at Florida ... The last time LSU kicked a game-winning field goal was Drew Alleman in overtime at Alabama on Nov. 5, 2011 ... Had a run of 11 straight field goal makes end against No. 3 Ole Miss ... FG misses are a 28-yard attempt against No. 3 Ole Miss this season and a 31-yard FG attempt versus Furman in 2013 ... PAT misses are against Sam Houston State and Florida in 2014 along with Furman last season.

DELAHOUSSAYE'S CAREER HIGHS

Field Goals Made: 3, vs. TCU, 2013
Field Goal Attempted: 3, vs. TCU, 2013
Long FG: 50, at Florida, 2014

SEC RANKINGS • NOV. 2

33 PATs Made • 6th
8 Field Goals Made • T-8th

DELAHOUSSAYE'S CAREER FIELD GOAL TOTALS

YEAR	FGM-FGA	1-19	20-29	30-39	40-49	50+	LG	PAT	POINTS
2013	13-14	0-0	6-6	4-5	3-3	0-0	49	56-57	95
2014	8-9	0-0	3-4	3-3	1-1	1-1	47	33-35	57
TOTALS 21-23	0-0	9-10	7-8	4-4	1-1	49	89-92	152	



9

John Diarse
Wide Receiver

6-0 • 210 • Fr. • RS
Monroe, La. (Neville HS)



REDSHIRT FRESHMAN SEASON (2014)

Diarse was one of 12 players to make his career debut versus No. 14 Wisconsin at the AdvoCare Texas Kickoff ... Picked up two catches, 48 yards and a touchdown against the Badgers ... Broke four tackles en route to a 36-yard TD on a 3rd and 21 play at the 12:08 mark of the 4th quarter ... Added two more receptions during the Sam Houston State, ULM and Auburn games ... Notched a career-long 37-yard reception at Auburn ... Seven of his nine receptions have resulted in either a first down or touchdown ... Redshirted in 2013 after he suffered an injury during fall camp.

DIARSE'S CAREER RECEIVING HIGHS

Receptions: 2, 4x (Last: at Auburn, 2014; First: vs. Wisconsin, 2014)
Yards: 48, vs. Wisconsin, 2014
Long: 37, at Auburn, 2014
Touchdowns: 1, vs. Wisconsin, 2014

DIARSE'S CAREER RECEIVING STATS

YEAR	G-GS	REC.	YDS.	TD	LONG
2014	9-0	9	165	1	37
Totals	9-0	9	165	1	37



41

Travis Dickson
Tight End

6-3 • 237 • Sr. • 2L
Ocean Springs, Miss. (Ocean Springs HS)



- 2011 SEC Academic Honor Roll
- 2010 SEC Freshman Academic Honor Roll

SENIOR SEASON (2014)

Dickson is one of four players to see action in LSU's tight end rotation ... Caught a seven-yard pass but fumbled in the 2nd quarter of the Wisconsin game ... Also recorded receptions during the Mississippi State, Auburn and Kentucky games ... Hauled in a season's best 27-yard reception versus the Wildcats ... Played in 39 career games with one start during his career ... Younger brother of former LSU starting TE Richard Dickson who was a guest captain for the Mississippi State game.

DICKSON'S CAREER RECEIVING HIGHS

Receptions: 5, Ole Miss, 2012
Yards: 69, Ole Miss, 2012
Touchdowns: 0
Long: 45, Auburn, 2013

DICKSON'S CAREER RECEIVING STATS

YEAR	G-GS	REC.	YDS.	TD	LONG
2011	6-0	1	10	0	10
2012	12-0	6	73	0	30
2013	12-1	5	109	0	45
2014	9-0	4	45	0	27
Totals	39-1	16	237	0	45



14

Trent Domingue
Place Kicker/Punter

6-1 • 170 • So. • SQ
Mandeville, La. (St. Paul's HS)



SOPHOMORE SEASON (2014)

Domingue has shared kickoff duties with Cameron Gamble ... 24 of his 41 kickoff attempts have resulted in touchbacks on the season ... Secured a season's best five touchbacks versus Sam Houston State and New Mexico State ... Serves as backup placekicker and punter who can serve in both roles when called upon.

DOMINGUE'S CAREER HIGHS


Kickoffs: 7, Sam Houston State, 2014
Kickoff Yards: 452, Sam Houston State, 2014
Kickoff Avg.: 64.7, New Mexico State, 2014
Touchbacks: 5, 2x (Last: New Mexico State, 2014; First: Sam Houston State, 2014)

DOMINGUE'S CAREER KICKOFF STATS

YEAR	G-GS	NO.	YDS.	AVG.	TB	OB
2014	9-0	39	2491	63.9	24	1
Totals	9-0	36	2491	63.9	24	1



15
Malachi Dupre
Wide Receiver
6-3 • 187 • Fr. • HS
New Orleans, La. (John Curtis HS)



TRUE FRESHMAN SEASON (2014)

Dupre is one of 17 true freshmen to see action for the Tigers this season ... Missed the season-opener versus No. 14 Wisconsin but has broke into the starting lineup during the New Mexico State and Auburn games ... Tallied 11 receptions for 257 yards and four touchdowns in his first seven outings ... Secured two receptions for 23 yards and a touchdown against Sam Houston State in his debut ... Hauled in an 8-yard TD pass from fellow freshman Brandon Harris in the 4th quarter ... Caught four passes for 120 yards and two scores against Mississippi State ... His TDs came from 31 yards and 30 yards out 28 seconds apart late in the 4th quarter ... First true freshman WR to go over 100 yards receiving during SEC opener since Jerel Myers had 13 receptions for 153 yards against Auburn in 1999 ... First LSU player to catch two-plus TDs or more touchdown passes in the SEC opener since Josh Reed hauled in two TDs at Auburn in 2000 ... Notched three catches for 54 yards and a touchdown versus New Mexico State in his first career start ... With Brandon Harris at Auburn, became first quarterback-wide receiver combination to start a game in program history ... Secured a season's long 52-yard reception at Auburn.

DUPRE'S CAREER RECEIVING HIGHS


Receptions: 4, Mississippi State, 2014
 Yards: 120, Mississippi State, 2014
 Long: 52, at Auburn, 2014
 Touchdowns: 2, Mississippi State, 2014

DUPRE'S CAREER RECEIVING STATS

YEAR	G-GS	REC.	YDS.	TD	LONG
2014	8-2	11	257	4	52
Totals	8-2	11	257	4	52



83
Travin Dural
Wide Receiver
6-2 • 192 • So. • 1L
Breaux Bridge, La. (Breaux Bridge HS)



• 2014 Biletnikoff Award Watch List

REDSHIRT SOPHOMORE SEASON (2014)

Dural has amassed a team-leading 676 receiving yards and seven touchdowns over his nine starts at wide receiver ... One of four players to make his first career start versus No. 14 Wisconsin ... Exploded for three catches, 151 yards and one touchdown ... Hauled in an 80-yard score with 4:47 remaining during the 1st quarter for LSU's first touchdown of the season ... At the time, the 80-yard touchdown matched the third-longest passing play in school history ... His three receptions resulted in 140 yards and a career-high three touchdowns against Sam Houston State ... Caught a 94-yard touchdown on LSU's first play from scrimmage during the Sam Houston State game ... The 94-yard scoring strike was the longest pass in program history which eclipsed an 82-yard touchdown pass from Steve Ensminger to Carlos Carson against Georgia on Oct. 14, 1978 ... Joined Carson as the only players in program history to have their first three receptions of a game go for touchdowns, Carson scored five touchdowns on five catches against Rice on Sept. 24, 1977 ... Came away with a career-best six receptions versus ULM and Mississippi State ... Added three receptions for 40 yards and a touchdown against New Mexico State ... Secured a 32-yard touchdown reception versus Kentucky ... For his career, Dural has had 29 of his 34 receptions result in either first downs or touchdowns.

DURAL'S CAREER RECEIVING HIGHS

Receptions: 6, 2x (Last: Mississippi State, 2014; First: ULM, 2014)
 Yards: 151, vs. Wisconsin, 2014
 Long: 94 (TD), Sam Houston State, 2014
 Touchdowns: 3, Sam Houston State, 2014

DURAL IN THE SEC RANKINGS • NOV. 2

25.0 Yards Per Catch • 1st
 676 Receiving Yards • 3rd
 7 Receiving Touchdowns • 5th
 75.1 Receiving Yards Per Game • 3rd

DURAL'S CAREER RECEIVING STATS

YEAR	G-GS	REC.	YDS.	TD	LONG
2013	12-0	7	145	2	49 (TD)
2014	9-9	27	676	7	94 (TD)
Totals	21-9	34	821	9	94 (TD)



69
Hoko Fanaika
Offensive Guard
6-6 • 330 • Sr. • 1L
Sacramento, Calif. (College of San Mateo)




• SEC Community Service Player of the Week (Oct. 7, 2014)

SENIOR SEASON (2014)

Fanaika has started three games at right guard in 2014 ... Was one of four players to make his first career start against No. 14 Wisconsin at the AdvoCare Texas Kickoff ... Played all 67 snaps and registered four knockdowns against the Badgers ... Amassed a season's best five knockdowns on 59 snaps versus ULM ... Tough and physical lineman who has great hands and power at the point of attack ... Punishing run blocker who has shown steady improvement in pass protection ... Saw action in 12 games as a reserve in 2013 ... Also starts on special teams for the Tigers.

• 2014 Phil Steele Preseason All-America Second Team



50
Reid Ferguson
Long Snapper
6-2 • 236 • Jr. • 2L
Buford, Ga. (Buford HS)



JUNIOR SEASON (2014)

In his third season as LSU's starting long snapper ... Has handled all but one snap for the Tigers on punts and placekicks during the 2012, 2013 and 2014 seasons ... The lone exception was a punt against ULM during the 4th quarter.



7

Leonard Fournette
Running Back
6-1 • 230 • Fr. • HS
New Orleans, La. (Saint Augustine HS)



- 2014 SEC Freshman of the Week (at Florida, vs. Ole Miss)
- 2014 Athlon Sports National Freshman of the Week (vs. Ole Miss)
- 2014 Hornung Award Honor Roll (vs. ULM)

TRUE FRESHMAN SEASON (2014)

Fournette is one of 17 true freshmen to see action for the Tigers this season ... Leads the team with 657 rushing yards on 131 carries and seven rushing touchdowns ... Serves as LSU's primary kickoff returner where he has averaged 23.6 yards per return ... Averages 134.3 all-purpose yards per game ... Piled up 117 yards on five kickoff returns against No. 14 Wisconsin ... Registered 13 carries, 92 yards and his first career rushing touchdown against Sam Houston State ... Scored from four yards out in the 2nd quarter after he dashed for a career-long 40-yard run on the previous play ... Added 32 receiving yards and 22 kickoff return yards en route to 146 all-purpose yards ... Earned Hornung Award Honor Roll Status after he came away with 112 all-purpose yards (52 rush, 20 receiving and a career-long 40-yard kick return) versus ULM ... Ripped off 122 yards on 18 carries and scored two touchdowns against New Mexico State ... Tacked on 33 receiving yards to claim 155 all-purpose yards ... Made his first career start at Florida where he racked up a career-high 140 yards on a career-best 27 carries and added a career-high tying two rushing touchdowns ... The 140 rushing yards were the most by a true freshman running back since Justin Vincent racked up 201 rushing yards on 18 carries versus Georgia at the 2003 SEC Championship Game ... Came away with 85 yards on kickoff returns en route to a season's best 225 all-purpose yards against the Gators ... Grinded out 113 rushing yards on 23 carries and recorded a career-high 41 receiving yards versus No. 3 Ole Miss.

FOURNETTE'S CAREER RUSHING HIGHS

Attempts: 27, at Florida, 2014
Yards: 140, at Florida, 2014
Touchdowns: 2, 2x (Last: at Florida, 2014; First: New Mexico State, 2014)
Long: 40, Sam Houston State, 2014

FOURNETTE'S CAREER RECEIVING HIGHS

Receptions: 2, 2x (Last: Ole Miss, 2014; First: Sam Houston State, 2014)
Yards: 41, Ole Miss, 2014
Long: 40, Ole Miss, 2014
Touchdowns: 0

FOURNETTE IN THE SEC RANKINGS • NOV. 2

425 Kick Return Yards • 4th
134.3 All Purpose Yards Per Game • 4th
23.6 Yards Per Kick Return • 6th
7 Rushing Touchdowns • T-8th
131 Rushing Attempts • 9th
657 Rushing Yards • 10th
73.0 Rushing Yards Per Game • 12th

FOURNETTE'S CAREER RUSHING STATS

YEAR	G-GS	ATT.	YDS.	TD	LONG
2014	9-3	131	657	7	40
Totals	9-3	131	657	7	40

FOURNETTE'S CAREER RECEIVING STATS

YEAR	G-GS	REC.	YDS.	TD	LONG
2014	9-3	7	127	0	40
Totals	9-3	7	127	0	40

FOURNETTE'S CAREER KICKOFF RETURN STATS

YEAR	G-GS	ATT.	YDS.	TD	LONG
2014	9-3	18	425	0	40
Totals	9-3	18	425	0	40



36

Cameron Gamble
Placekicker
5-11 • 190 • Fr. • HS
Flower Mound, Texas (Flower Mound HS)



TRUE FRESHMAN SEASON (2014)

Gamble is one of 17 true freshmen to see action this season ... Shared kickoff duties with Trent Domingue during five games ... Produced three touchbacks on five attempts versus No. 14 Wisconsin ... Added three touchdowns on four attempts against New Mexico State ... Was rated as one of the top kickers for class of 2014.

GAMBLE'S CAREER HIGHS

Kickoffs: 5, vs. Wisconsin, 2014
Kickoff Yards: 319, vs. Wisconsin, 2014
Kickoff Avg.: 64.8, New Mexico State, 2014
Touchbacks: 3, 2x (Last: New Mexico State, 2014; First: vs. Wisconsin, 2014)

GAMBLE'S CAREER KICKOFF STATS

YEAR	G-GS	NO.	YDS.	AVG.	TB	OB
2014	5-0	13	827	63.6	7	1
Totals	5-0	13	827	63.6	7	1



57

Davon Godchaux
Defensive Tackle
6-4 • 298 • Fr. • HS
Plaquemine, La. (Plaquemine HS)



TRUE FRESHMAN SEASON (2014)

Godchaux is one of 17 true freshmen to see action for the Tigers this season ... Broke into the starting lineup at defensive tackle next to Christian LaCouture during six of LSU's last seven games starting with the ULM contest ... Collected 25 tackles highlighted by a season's best five stops at Florida ... Chipped in four tackles versus New Mexico State ... Also forced a fumble during the NMSU game ... Added a quartet of three-tackle efforts against Sam Houston State, ULM, Mississippi State and Ole Miss ... Secured his first half-tackle for loss during the ULM game ... Tacked on another half-stop for loss versus No. 3 Ole Miss.

GODCHAUX'S CAREER HIGHS

Total tackles: 5, at Florida, 2014
Tackles for loss: 0.5, 2x (Last: Ole Miss, 2014; First: ULM, 2014)
Sacks: 0

GODCHAUX'S CAREER DEFENSIVE STATS

YEAR	G-GS	UT	AT	TT	TFL	SACKS	PBU	QBH	INT	FF	FR
2014	9-6	4	21	25	1.0-2	0	0	0	0	1	0
Totals	9-6	4	21	25	1.0-2	0	0	0	0	1	0



85
Dillon Gordon
Tight End
6-4 • 295 • Jr. • 2L
Edgard, La. (John Curtis HS)



JUNIOR SEASON (2014)

Gordon has been a starting tight end in 21 of the last 22 games dating back to the 2013 season opener against TCU ... Exceptional blocker with good pass-catching ability ... Has played in all 35 career games.

GORDON'S CAREER RECEIVING HIGHS

Receptions: 2, Furman, 2013
 Yards: 36, Texas A&M, 2013
 Long: 36, Texas A&M, 2013
 Touchdowns: 0

GORDON'S CAREER RECEIVING STATS

YEAR	G-GS	REC.	YDS.	TD	LONG
2012	13-0	0	0	0	--
2013	13-12	6	88	0	36
2014	9-9	0	0	0	0
Totals	35-21	6	88	0	36



6
Brandon Harris
Quarterback
6-3 • 188 • Fr. • HS
Bossier City, La. (Parkway HS)



• 2014 SEC Freshman of the Week (vs. New Mexico State)

TRUE FRESHMAN SEASON (2014)

Harris is one of 17 true freshmen to see action for the Tigers this season ... Played in seven games primarily as LSU's backup quarterback ... Made his first career start at Auburn to become the seventh LSU quarterback to start a game as a true freshman ... With Malachi Dupre at Auburn, became first quarterback-wide receiver combination to start a game in program history ... Played one series in career debut versus No. 14 Wisconsin in the 2nd quarter ... Completed 4-of-5 passes for 62 yards and a touchdown against Sam Houston State ... Found fellow true freshman Malachi Dupre for an 8-yard TD pass in the 4th quarter ... Also rushed for a 46-yard touchdown midway thru the 3rd quarter ... Efficient 6-of-9 for 140 yards and two touchdowns in LSU's SEC opener against Mississippi State over the final 3:43 of the contest ... His two TDs from 31 and 30 yards to Dupre came 28 seconds apart ... First true freshman QB to throw two-plus TD passes in his first SEC outing since Jamie Howard tossed two TDs at Auburn in 1992 ... The last LSU QB to throw two-plus TDs in SEC opener was Jarrett Lee at Auburn in 2008 ... Led LSU to seven touchdown drives on seven possessions against New Mexico State ... Was 11-of-14 for 178 yards and three touchdowns ... First true freshmen QB in program history to throw for three TDs in a game.

HARRIS' CAREER PASSING HIGHS

Attempts: 14, 2x (Last: at Auburn, 2014; First: New Mexico State, 2014)
 Completions: 11, New Mexico State, 2014
 Yards: 178, New Mexico State, 2014
 Touchdowns: 3, New Mexico State, 2014
 Long: 52, at Auburn, 2014

HARRIS' CAREER RUSHING HIGHS

Attempts: 8, at Auburn, 2014
 Yards: 53, Sam Houston State, 2014
 Touchdowns: 2, New Mexico State, 2014
 Long: 46, Sam Houston State, 2014

HARRIS IN THE SEC RANKINGS • NOV. 2

18.1 Yards Per Completion • 1st
 175.0 Passing Efficiency • 1st
 8.6 Total Offense Yards Per Play • 3rd
 6.1 Yards Per Rush • 11th
 55.6 Completion Percentage • 11th
 6 Passing Touchdowns • T-14th
 9 Total Offense Touchdowns • 15th

HARRIS' CAREER PASSING TOTALS

YEAR	G-GS	COMP.-ATT.-INT.	YDS.	TD	LONG
2014	7-1	25-45-2	452	6	52
Totals	7-1	25-45-2	452	6	52

HARRIS' CAREER RUSHING STATS

YEAR	G-GS	ATT.	YDS.	TD	LONG
2014	7-1	25	152	3	46
Totals	7-1	25	152	3	46



65
Jerald Hawkins
Offensive Tackle
6-6 • 309 • So. • 1L
Baldwin, La. (West St. Mary HS)



REDSHIRT SOPHOMORE SEASON (2014)

Hawkins has started as LSU's right tackle during all nine games of the 2014 season opposite of La'el Collings ... Played 63 of 67 snaps with a trio of knockdowns against No. 14 Wisconsin ... Paved the way as Kenny Hilliard racked up 93 of his 110 rushing yards during the 4th quarter, and LSU erased a 17-point second-half deficit versus the Badgers ... Collected seven knockdowns against New Mexico State ... Registered a season's best 12 knockdowns over his 71 snaps versus No. 3 Ole Miss ... Has started in 22 consecutive games to begin his career (21 right tackle, 1 left tackle) ... His only start at left tackle came for La'el Collins against Furman on Oct. 26, 2013 ... Extremely agile lineman who possesses great strength and quickness.



27

Kenny Hilliard
Running Back

6-0 • 232 • Sr. • 3L

Patterson, La. (Patterson HS)



- 2011 All-SEC All-Freshman Team (Coaches)
- 2011 SEC Freshman of the Week (vs. Arkansas)

SENIOR SEASON (2014)

Hilliard has started in five of LSU's nine games at running back ... Worked his way to 416 rushing yards on 84 carries and six touchdowns ... The 84 carries and six touchdowns are second on the team, while the 416 yards are third on the squad ... Racked up 110 rushing yards on 18 carries and scored one TD versus No. 14 Wisconsin ... Amassed 93 of his 110 yards during the fourth quarter highlighted by a 28-yard TD which ended up being the game-winning score with 9:41 remaining in the game ... It was Hilliard's fourth career 100-yard rushing effort and first since the Idaho game on September 15, 2012 ... Chipped in 55 yards on 11 carries with a touchdown against Sam Houston State ... Totaled 50 yards on 12 carries and one touchdown versus ULM ... Notched a 1-yard rushing TD against Mississippi State, his fourth straight game with a score ... Also secured 1-yard scores at Auburn and at Florida ... Chipped in 50 of his 63 rushing yards versus No. 3 Ole Miss during the 4th quarter ... LSU's most experienced running back with 1,527 career rushing yards and 27 touchdowns over his 44 appearances ... His 27 rushing TDs are tied with Garry James (1982-85) and Harvey Williams (1986-90) for 9th on LSU's all-time list ... Nephew of former LSU and New Orleans Saints great Dalton Hilliard.

HILLIARD'S CAREER RUSHING HIGHS

Attempts: 19, Arkansas, 2011
Yards: 141, North Texas, 2012
Touchdowns: 3, at Mississippi State, 2013
Long: 71, Idaho, 2012

HILLIARD'S CAREER RECEIVING HIGHS

Receptions: 2, vs. Wisconsin, 2014
Yards: 22, vs. Wisconsin, 2014
Long: 12, vs. Wisconsin, 2014
Touchdowns: 1, vs. Georgia, 2011

HILLIARD IN THE SEC RANKINGS • NOV. 2

6 Rushing Touchdowns • T-11th

HILLIARD'S CAREER RUSHING STATS

YEAR	G-GS	ATT.	YDS.	TD	LONG
2011	13-0	62	336	8	25
2012	12-1	82	464	6	71
2013	12-0	68	310	7	34
2014	9-5	84	416	6	28
Totals	46-6	296	1,527	27	71

HILLIARD'S CAREER RECEIVING STATS

YEAR	G-GS	REC.	YDS.	TD	LONG
2011	13-0	3	13	1	8
2012	12-1	3	21	0	10
2013	12-0	1	0	0	0
2014	9-5	4	35	0	12
Totals	46-6	11	69	1	12



94

Danielle Hunter
Defensive End

6-6 • 240 • Jr. • 2L

Katy, Texas (Morton Ranch HS)



- 2014 Preseason All-SEC Third Team (Coaches)
- 2013 SEC Defensive Lineman of the Week (vs. Florida)

JUNIOR SEASON (2014)

Hunter has started at defensive end in 19 consecutive games dating back to the Auburn game last season ... His 55 tackles are second on the team, while his 10.0 tackles for loss hold the team's top spot ... Came away with seven tackles against No. 14 Wisconsin during the AdvoCare Texas Kickoff ... LSU's defense held the Badgers to 32 total yards on 19 plays over the final 27:24 of the contest as the Tigers erased a 17-point deficit ... Registered seven stops and 1.5 tackles for loss versus Sam Houston State ... Tallied six tackles and his first sack of the season against Mississippi State ... Recovered MSU QB Dak Prescott's fumble and returned it 25-yards for a touchdown on the first play of the 2nd half ... The last time LSU returned a fumble for a touchdown was Tyrann Mathieu with a 23-yard score versus Kentucky on Oct. 1, 2011 ... Racked up a career-high 12 tackles at Auburn ... The last time a LSU defensive lineman notched 10-plus tackles in a game was Glenn Dorsey who recorded 11 stops against Ole Miss on Nov. 28, 2006 ... Totaled seven stops, a career-high 2.0 tackles for loss and three PBUs against Kentucky ... Picked up nine tackles and a pair of stops for loss versus No. 3 Ole Miss.

HUNTER'S CAREER HIGHS

Total tackles: 12, at Auburn, 2014
Tackles for loss: 2.0, Kentucky, 2014
Sacks: 1.0, 3x (Last: Mississippi State, 2014; First: Texas A&M, 2013)

HUNTER'S CAREER DEFENSIVE STATS

YEAR	G-GS	UT	AT	TT	TFL	SACKS	PBU	QBH	INT	FF	FR
2012	12-0	3	9	12	0	0	0	0	0	0	0
2013	13-10	19	38	57	8.0-32	3.0-20	2	5	0	1	0
2014	9-9	24	31	55	10.0-37	1.5-7	3	2	0	0	1-25
Totals	34-19	46	78	124	18.0-69	4.5-27	5	7	0	1	1-25



29

Rickey Jefferson
Safety

6-0 • 204 • So. • 1L

St. Rose, La. (Destrehan HS)



SOPHOMORE SEASON (2014)

Jefferson has been a key contributor to LSU's secondary in nickel and dime packages ... Tied for the team lead with Ronald Martin and Tre'Davious White with two interceptions ... Picked up his first career INT against Sam Houston State ... Compiled a career-high five tackles versus ULM ... Tacked on two tackles and a PBU against New Mexico State ... Secured four tackles at Auburn ... Collected his second INT of 2014 at Florida late in the 4th quarter which set up LSU's game-winning field goal ... Picked up four tackles and a half-tackle for loss versus No. 3 Ole Miss ... Also contributes on special teams.

JEFFERSON'S CAREER HIGHS

Total tackles: 5, ULM, 2014
Interceptions: 1, 2x (Last: at Florida, 2014; First: Sam Houston State, 2014)
PBUs: 1, 4x (Last: Kentucky, 2014; First: Arkansas, 2013)

JEFFERSON'S CAREER DEFENSIVE STATS

YEAR	G-GS	UT	AT	TT	TFL	SACKS	PBU	QBH	INT	FF	FR
2013	7-1	3	3	6	0.5-1	0-0	2	0	0	0	0
2014	9-0	11	10	21	1.5-3	0-0	2	1	2-41	0	0
Totals	16-1	14	13	27	2.0-4	0-0	4	1	2-41	0	0



10
Anthony Jennings
Quarterback
6-2 • 216 • So. • 1L
Marietta, Ga. (Marietta HS)



• 2013 SEC Freshman of the Week (vs. Arkansas)

SOPHOMORE SEASON (2014)

Jennings has posted a 8-1 record as LSU's starting quarterback ... Four of his eight victories have been fourth quarter comebacks ... Converted on 9-of-21 passing for 239 yards and two touchdowns against No. 14 Wisconsin during the AdvoCare Texas Kickoff ... The nine completions, 239 yards and two touchdowns were all career-highs at the time ... Found Travin Dural for an 80-yard score with 4:47 remaining during the 1st quarter for LSU's first touchdown of the season ... At the time, the 80-yard touchdown matched the third-longest passing play in school history ... Also added a 36-yard scoring strike to John Diarse in the 4th quarter as LSU completed a 17-point comeback against the Badgers which tied for the fourth-largest comeback in school history since 1960 ... Tossed a career-best three touchdown passes versus Sam Houston State ... Fired a 94-yard TD to Dural on LSU's first play from scrimmage during the Sam Houston State game ... The 94-yard scoring strike was the longest pass in program history which eclipsed an 82-yard touchdown pass from Steve Ensminger to Carlos Carson against Georgia on Oct. 14, 1978 ... Was 13-of-26 for 157 yards versus Mississippi State in LSU's SEC opener ... The 13 completions were a career high for Jennings ... Came off the bench to go 5-for-10 for 84 yards at Auburn ... Returned as LSU's starter and accounted for 73 of his 110 passing yards during the 4th quarter at Florida ... Was 7-of-14 for 120 yards and one touchdown against Kentucky ... Fired in a 3-yard touchdown to Logan Stokes and was 8-of-16 for 142 yards during LSU's 10-7 comeback win over No. 3 Ole Miss.

JENNINGS' CAREER PASSING HIGHS

Attempts: 26, Mississippi State, 2014
 Completions: 13, Mississippi State, 2014
 Yards: 239, vs. Wisconsin, 2014
 Touchdowns: 3, Sam Houston State, 2014
 Long: 94 (TD), Sam Houston State, 2014

JENNINGS' CAREER RUSHING HIGHS

Attempts: 11, Mississippi State, 2014
 Yards: 43, Sam Houston State, 2014
 Touchdowns: 1, 2x, (Last: vs. Iowa, 2014 Outback Bowl; First: vs. Florida, 2013)
 Long: 31, Kentucky, 2014

JENNINGS IN THE SEC RANKINGS • NOV. 2

16.5 Yards Per Completion • 2nd
 130.8 Passing Efficiency • 10th
 1,190 Passing Yards • 12th
 1,307 Total Offense Yards • 12th
 8 Passing Touchdowns • T-12th
 145.2 Total Offense Yards Per Game • 13th
 132.2 - Passing Yards Per Game • 13th
 72 Pass Completions • 13th
 6.4 Total Offense Yards Per Play • 14th
 50.0 Pass Completion • 14th

JENNINGS' CAREER PASSING TOTALS

YEAR	G-GS	COMP.-ATT.-INT.	YDS.	TD	LONG
2013	9-1	13-29-1	181	1	49 (TD)
2014	9-8	72-144-5	1,190	8	94 (TD)
Totals	18-9	85-173-6	1,371	9	94 (TD)

JENNINGS' CAREER RUSHING STATS

YEAR	G-GS	ATT.	YDS.	TD	LONG
2013	9-1	19	18	1	21
2014	9-8	61	117	0	31
Totals	18-9	80	135	1	31



45
Deion Jones
Linebacker
6-1 • 220 • Jr. • 2L
New Orleans, La. (Jesuit HS)



JUNIOR SEASON (2014)

Jones has played in all 35 career games and serves as a hard-hitting reserve linebacker who adds depth in the rotation ... Earned the starting nod at WILL linebacker for Kwon Alexander versus ULM ... Chipped in two tackles and a quarterback hurry versus No. 14 Wisconsin ... His QB hurry came on Wisconsin's final offense play on 3rd-and-12 which led to an incompletion during the 4th quarter ... Collected a career-high five tackles against Sam Houston State ... Registered three stops and his first full tackle for loss on the season at Florida ... Also a contributor on special teams coverage units.

JONES' CAREER HIGHS

Total tackles: 5, Sam Houston State, 2014
 Tackles for loss: 1.0, 5x (Last: at Florida, 2014; First: vs. North Texas, 2012)
 Sacks: 0

JONES' CAREER DEFENSIVE STATS

YEAR	G-GS	UT	AT	TT	TFL	SACKS	PBU	QBH	INT	FF	FR
2012	13-0	8	15	23	3.0-12	0	0	3	0	0	1-0
2013	13-0	6	9	15	1.0-6	0	0	1	0	0	0-0
2014	9-1	8	12	20	2.0-3	0	0	1	0	0	1-0
Totals	35-1	22	36	58	6.0-21	0	0	5	0	0	2-0



49
Melvin Jones
Fullback
6-2 • 258 • So. • 1L
Lake Charles, La. (Washington-Marion HS)



SOPHOMORE SEASON (2014)

Jones has seen action at fullback in eight of nine games ... Earned his first career start at Florida where he responded with a career-high four receptions for 19 yards ... Caught two career touchdowns: a 3-yard pass from Brandon Harris versus New Mexico State in 2014 and a 7-yard pass from Zach Mettenberger against Furman in 2013 ... Totaled 11 rushing yards on three carries against No. 3 Ole Miss ... Shifted from linebacker to fullback during 2013 fall camp ... Plays on special teams units.

JONES' CAREER RUSHING HIGHS

Attempts: 3, Ole Miss, 2014
 Yards: 11, Ole Miss, 2014
 Touchdowns: 0
 Long: 6, Ole Miss, 2014

JONES' CAREER RECEIVING HIGHS

Receptions: 4, at Florida, 2014
 Yards: 19, at Florida, 2014
 Touchdowns: 1, 2x (Last: New Mexico State, 2014; First: Furman, 2013)
 Long: 7, Furman, 2013

JONES' CAREER RUSHING STATS

YEAR	G-GS	ATT.	YDS.	TD	LONG
2013	9-0	0	0	0	0
2014	7-1	4	12	0	6
Totals	16-1	4	12	0	6

JONES' CAREER RECEIVING STATS

YEAR	G-GS	REC.	YDS.	TD	LONG
2013	9-0	1	7	1	7
2014	7-1	5	22	1	5
Totals	16-1	6	29	2	7



38

Jamie Keehn

Punter

6-4 • 220 • Jr. • 2L

Miners Rest, Australia (The Rock Hampton GS)



- 2014 Preseason All-SEC Third Team (Coaches, Media)
- 2013 SEC Academic Honor Roll

JUNIOR SEASON (2014)

Keehn serves as LSU's starting punter for the second consecutive season ... Placed 19 of his 52 punts inside the 20-yard line on the season ... Boomed 15 punts over 50 yards ... Had a career-high five punts downed inside the 20-yard line versus No. 14 Wisconsin ... Knocked a career-best 64-yard effort during the 2nd quarter against the Badgers ... Registered back-to-back career-high averages with 47.8 yards per punt versus ULM followed by 51.1 yards per punt against Mississippi State ... Registered a 62-yard punt during the MSU game in the 3rd quarter.

KEEHN'S CAREER HIGHS

Punts: 10 vs. Iowa, 2014 Outback Bowl
 Punting Yards: 469 vs. Iowa, 2014 Outback Bowl
 Punting Average: 51.1, Mississippi State, 2014
 Long: 64, vs. Wisconsin, 2014
 50+ Punts: 5, 3x, (Last: Mississippi State, 2014)
 (First: vs. Clemson, 2012 Chick-fil-A Bowl)
 Inside 20-yard line: 5, vs. Wisconsin, 2014

KEEHN IN THE SEC RANKINGS • NOV. 2

15 Punts 50-Plus Yards • T-1st
 19 Punts Inside 20 • 3rd
 45.0 Yards Per Punt • 2nd

KEEHN'S CAREER PUNTING TOTALS

YEAR	NO.	YDS.	AVG.	LG	I20	TB	50+
2012	12	524	43.7	58	3	1	6
2013	43	1,765	41.0	58	18	4	10
2014	52	2,342	45.0	64	19	1	15
Totals	107	4,631	43.28	64	40	6	31



91

Christian LaCouture

Defensive Tackle

6-5 • 300 • So. • 1L

Lincoln, Neb. (Lincoln Southwest HS)



SOPHOMORE SEASON (2014)

LaCouture has started all nine games at defensive tackle ... His 2.5 tackles for loss are tied for fifth on the team ... One of four players and the only defensive player to make his first career start against No. 14 Wisconsin ... Contributed three tackles versus the Badgers ... Secured four stops and his first full tackle for loss during the Mississippi State game ... Collected a career-high six tackles and his first full sack of the season at Auburn ... A talented prospect with outstanding size and strength at the point of attack.

LaCOUTURE'S CAREER HIGHS

Total tackles: 6, at Auburn, 2014
 Tackles for loss: 1.5, at Auburn, 2014
 Sacks: 1.0, 2x (Last: at Auburn, 2014; First: at Mississippi State, 2013)

LaCOUTURE'S CAREER DEFENSIVE STATS

YEAR	G-GS	UT	AT	TT	TFL	SACKS	PBU	QBH	INT	FF	FR
2013	13-0	3	8	11	1.5-2	1.0-2	0	0	0	0	0
2014	9-9	5	21	26	2.5-6	1.5-6	2	1	0	0	0
Totals	22-9	8	29	37	4.0-8	2.5-8	2	1	0	0	0



23

Lamar Louis

Linebacker

5-11 • 229 • Jr. • 2L

Breaux Bridge, La. (Breaux Bridge HS)



JUNIOR SEASON (2014)

Louis has served as LSU's starting SAM linebacker in eight of nine games on the season ... Tallied two tackles against No. 14 Wisconsin at the AdvoCare Texas Kickoff ... It was Louis' first start since the Arkansas game on Nov. 23, 2012 ... Did not play versus ULM ... Secured three stops and a tackle for loss against New Mexico State ... Amassed a career-high nine tackles and a pair of quarterback hurries at Auburn ... Picked up three tackles and a PBU versus No. 3 Ole Miss ... Moved from MIKE to SAM linebacker position during the offseason.

LOUIS' CAREER HIGHS

Total tackles: 9, at Auburn, 2014
 Tackles for loss: 1.0, New Mexico State, 2014
 Sacks: 0

LOUIS' CAREER DEFENSIVE STATS

YEAR	G-GS	UT	AT	TT	TFL	SACKS	PBU	QBH	INT	FF	FR
2012	11-5	5	8	13	0	0	0	2	0	0	0
2013	13-0	11	14	25	0	0	0	0	0	0	2-0
2014	8-8	7	12	19	1.0-1	0	1	2	0	0	0
Totals	32-13	23	34	57	1.0-1	0	1	4	0	0	2-0



18

Terrence Magee
Running Back
5-9 • 217 • Sr. • 2L
Franklinton, La. (Franklinton HS)



- 2014 Preseason All-SEC Second Team (Coaches, Media)
- 2014 Doak Walker Award Watch List
- 2013 SEC Offensive Player of the Week (vs. Texas A&M)

SENIOR SEASON (2014)

Magee has come away with 418 yards on 69 carries during LSU's first nine games ... The 418 yards is second, while the 69 carries are third on the team ... Registered 62 yards on eight carries and his first touchdown of the season versus New Mexico State ... Made his first career start at Auburn where he added 23 yards on eight carries ... Chipped in 50 yards on six carries for a season's best 8.3 yards per carry at Florida ... Racked up a season's best 127 rushing yards on nine carries and equaled a career-high with two rushing touchdowns against Kentucky ... The 127 rushing yards for Magee was his fourth career game with over 100 yards ... Accounted for a career-high 220 all-purpose yards (44 receiving yards, 49 kickoff return yards) during the Kentucky game ... Only the third player since 1990 to lead the Tigers in both rushing and receiving yards during the same game ... The only other players to do that were Joseph Addai against Alabama in 2004 and Harvey Williams against Alabama in 1990 ... Gained 74 rushing yards on 12 carries and a career-high 45 receiving yards on four catches versus No. 3 Ole Miss ... A gifted athlete who is coming off his most productive season at LSU where he finished second on the team with 626 rushing yards and eight rushing touchdowns ... Great vision and awareness; quick feet and elusive; runs hard and is a tough and durable back ... Also has tremendous hands and provides LSU with a threat in the passing game out of the backfield.

MAGEE'S RUSHING CAREER HIGHS

Attempts: 13, 2x (Last: Texas A&M, 2013; First: vs. TCU, 2013)
 Yards: 149, Texas A&M, 2013
 Touchdowns: 2, 4x (Last: Kentucky, 2014; First: vs. TCU, 2013)
 Long: 65, Texas A&M, 2013

MAGEE'S RECEIVING CAREER HIGHS

Receptions: 4, 2x (Last: Ole Miss, 2014; First: Mississippi State, 2014)
 Yards: 45, Ole Miss, 2014
 Long: 32, Ole Miss, 2014

MAGEE IN THE SEC RANKINGS • NOV. 2

6.6 Total Offense Per Play • 12th
 6.1 Yards Per Rush • 12th

MAGEE'S CAREER RUSHING STATS

YEAR	G-GS	ATT.	YDS.	TD	LONG
2011	5-0	27	133	1	35
2012	9-0	1	0	0	0
2013	13-0	86	626	8	65
2014	9-1	69	418	3	38
Totals	36-1	183	1,177	12	65

MAGEE'S CAREER RECEIVING STATS

YEAR	G-GS	REC.	YDS.	TD	LONG
2011	5-0	0	0	0	0
2012	9-0	1	7	0	7
2013	13-0	6	49	0	17
2014	9-1	10	122	0	32
Totals	36-1	17	178	0	32



26

Ronald Martin
Safety
6-2 • 220 • Sr. • 3L
White Castle, La. (White Castle HS)



SENIOR SEASON (2014)

Martin has started at strong safety in all nine games and picked up 48 tackles which are fourth on the team ... Tied for the team lead with Rickey Jefferson and Tre'Davious White with two interceptions ... His start during the season opener versus No. 14 Wisconsin was his first since the Furman game on Oct. 26, 2013 ... Collected five tackles and an interception during LSU's 28-24 comeback win over the Badgers ... Recorded his fourth career INT on 3rd-and-10 play with Wisconsin driving in LSU territory at the 6:45 mark of the 4th quarter ... Racked up a career-high 13 tackles, a forced fumble and a quarterback hurry versus Mississippi State ... Notched six tackles and equaled a career-high with a pair of PBUs against New Mexico State ... Added four stops during the Auburn and Florida games ... Tacked on six tackles versus Kentucky ... Secured five tackles, a forced fumble, a PBU and the game-clinching interception against No. 3 Ole Miss ... The INT came at the LSU 1-yard line with Ole Miss driving in the closing seconds ... Has started in 16 of his 17 appearances over the last two seasons.

MARTIN'S CAREER HIGHS

Total tackles: 13, Mississippi State, 2014
 Tackles for loss: 0.5, twice (Last: vs. Idaho, 2012; First: vs. North Texas, 2012)
 Interceptions: 2, vs. Idaho, 2012
 PBUs: 2, 2x (Last: New Mexico State, 2014; First: at Mississippi State, 2013)

MARTIN'S CAREER DEFENSIVE STATS

YEAR	G-GS	UT	AT	TT	TFL	SACKS	PBU	QBH	INT	FF	FR
2011	3-0	2	1	3	0	0	2	0	0	0	0
2012	13-1	18	17	35	1.0-1	0	0	0	2-45	1	0
2013	8-7	20	18	38	0	0	4	0	1-0	1	1-0
2014	9-9	17	26	43	0	0	6	0	1-8	1	0
Totals	33-17	57	62	119	1.0-1	0	12	0	4-53	3	1-0



28

Jalen Mills
Safety

6-0 • 194 • Jr. • 2L
DeSoto, Texas (DeSoto HS)



- 2014 Lott IMPACT Trophy Watch List
- 2013 Preseason All-SEC Third Team (Media)
- 2012 Freshman All-America First Team (Sporting News, CBSsports.com, FoxSportsNext.com)
- 2012 SEC Freshman of the Week (vs. Washington)

JUNIOR SEASON (2014)

Mills has started at free safety in all nine games ... Started in 35 consecutive games to begin his career ... Extremely active with four tackles, one stop for loss, one interception and one quarterback hurry against No. 14 Wisconsin ... His sixth career INT came with 11:04 to go in the 4th quarter and led to LSU's go-ahead touchdown drive ... His QB hurry resulted in fellow safety Ronald Martin's INT on Wisconsin's next possession ... Collected seven tackles versus Mississippi State and at Auburn ... Secured four tackles and recovered a fumble against New Mexico State ... Tacked on six tackles which included 1.5 stops for loss versus Kentucky ... Moved to free safety leading into the 2014 Outback Bowl against Iowa.

MILLS' CAREER HIGHS

Total tackles: 9, 3x (Last: Arkansas, 2013; First: at Arkansas, 2012)
Interceptions: 1, 6x (Last: vs. Wisconsin, 2014; First: Washington, 2012)
PBUs: 2, at Arkansas, 2012

MILLS' CAREER DEFENSIVE STATS

YEAR	G-GS	UT	AT	TT	TFL	SACKS	PBU	QBH	INT	FF	FR
2012	13-13	38	19	57	0	0	5	0	2-18	0	0
2013	13-13	45	22	67	4.0-23	3.0-21	3	0	3-(-6)	0	0
2014	9-9	16	20	36	3.0-4	0	4	1	1-0	0	1-36
Totals	35-35	98	61	160	7.0-27	3.0-21	12	1	6-12	0	1-36



92

Lewis Neal
Defensive End

6-1 • 255 • So. • 1L
Wilson, N.C. (James B. Hunt HS)



SOPHOMORE SEASON (2014)

Neal has seen action as a reserve defensive tackle in all nine games for the Tigers ... Listed behind Christian LaCouture on the depth chart ... Recorded his first career tackle for loss against Sam Houston State ... Chipped in two tackles versus Mississippi State ... Very quick and explosive player off the line.

NEAL'S CAREER HIGHS

Total tackles: 4, UAB, 2013
Tackles for loss: 1.0, Sam Houston State, 2014
Sacks: 0.5, UAB, 2013

NEAL'S CAREER DEFENSIVE STATS

YEAR	G-GS	UT	AT	TT	TFL	SACKS	PBU	QBH	INT	FF	FR
2013	10-0	0	7	7	0.5-2	0.5-2	0	1	0	0	0
2014	9-0	1	2	3	1.5-4	0	0	0	0	0	0
Totals	19-0	1	9	10	2.0-6	0.5-2	0	1	0	0	0



43

Connor Neighbors
Fullback

5-11 • 229 • Sr. • 2L
Huntsville, Ala. (Huntsville HS)



SENIOR SEASON (2014)

Neighbors has started at fullback in seven of nine games this season ... Did not play at Florida ... Has started in 14 of LSU's last 17 games dating back to the Mississippi State game on Oct. 5, 2013 ... Fifth-year senior who has logged action in 38 career games.

RUSHING CAREER HIGHS

Attempts: 1, 2x, (Last: at Mississippi State, 2013)
Yards: 1, vs. TCU, 2013
Touchdowns: 0
Long: 1, vs. TCU, 2013

RECEIVING CAREER HIGHS

Receptions: 2, vs. Iowa, 2014 Outback Bowl
Yards: 52, Kent State, 2013
Long: 52, Kent State, 2013

NEIGHBORS' CAREER RUSHING STATS

YEAR	G-GS	ATT.	YDS.	TD	LONG
2010	1-0	0	0	0	0
2011	4-0	0	0	0	0
2012	13-0	1	5	0	5
2013	13-7	2	1	0	1
2014	8-7	0	0	0	0
Totals	39-14	3	6	0	5

NEIGHBORS' CAREER RECEIVING STATS

YEAR	G-GS	REC.	YDS.	TD	LONG
2010	1-0	0	0	0	0
2011	4-0	0	0	0	0
2012	13-0	0	0	0	0
2013	13-7	7	92	0	52
2014	8-7	0	0	0	0
Totals	39-14	7	92	0	52



77

Ethan Pocic
Center/Guard

6-7 • 301 • So. • 1L
Lemont, Ill. (Lemont HS)



SOPHOMORE SEASON (2014)

Pocic started at center during LSU's first two games before moving to start at right guard during LSU's last six games ... Did not play versus ULM ... Played on all 67 snaps versus No. 14 Wisconsin and garnered a team-leading six knockdowns ... Racked up a season-high 11 knockdowns on 47 snaps against New Mexico State ... Added nine knockdowns on 73 snaps at Florida ... Secured a team-leading 6.5 knockdowns overs his 60 snaps versus Kentucky ... Equaled a season's best with 11 knockdowns on 71 snaps against No. 3 Ole Miss ... A strong and physical offensive lineman with exceptional quickness who has the ability to play anywhere on the offensive line.



55
Elliott Porter
 Center
 6-4 • 297 • Sr. • 2L
 Waggaman, La. (Shaw HS)



• 2014 Rimington Trophy Watch List

SENIOR SEASON (2014)

After missing the first two games of the season, Porter has been LSU's starting center during the last seven games ... Played all 66 snaps and posted four knockdowns versus ULM ... Collected seven knockdowns on 45 snaps against New Mexico State ... Racked up a season-high 10.5 knockdowns over his 70 snaps versus No. 3 Ole Miss ... Tallied 27.5 of his 33.5 knockdowns over his last four outings ... Logged action in 29 career games with 19 starts at center to his credit ... Started 19 of LSU's last 22 games since the 2012 season opener versus TCU.



8
Trey Quinn
 Wide Receiver
 6-0 • 194 • Fr. • HS
 Lake Charles, La. (Barbe HS)



TRUE FRESHMAN SEASON (2014)

Quinn is one of 17 true freshmen to see action for the Tigers this season ... Started at the X receiver position in six of nine games ... Secured his first career reception versus No. 14 Wisconsin in the 2nd quarter ... Hauled in a two-point conversion play in the 4th quarter to pull LSU within 24-21 versus the Badgers ... Notched at least two receptions in six of his first nine games ... Registered a season's best three catches for 46 yards against New Mexico State ... Also added three catches for 31 yards at Florida ... Hauled in two catches for 42 yards versus No. 3 Ole Miss.

QUINN'S CAREER RECEIVING HIGHS

Receptions: 3, 2x (Last: at Florida, 2014; First: New Mexico State, 2014)
 Yards: 46, New Mexico State, 2014
 Long: 27, New Mexico State, 2014

QUINN'S CAREER RECEIVING STATS

YEAR	G-GS	REC.	YDS.	TD	LONG
2014	9-6	16	190	0	27
Totals	9-6	16	190	0	27

QUINN'S CAREER RUSHING STATS

YEAR	G-GS	REC.	YDS.	TD	LONG
2014	9-6	2	11	0	9
Totals	9-6	2	11	0	9

QUINN'S CAREER PUNT RETURN STATS

YEAR	G-GS	ATT.	YDS.	TD	LONG
2014	9-6	1	7	0	7
Totals	9-6	1	7	0	7



59
Jermauria Rasco
 Defensive End
 6-3 • 247 • Sr. • 3L
 Shreveport, La. (Evangel Christian Academy)



• 2014 Preseason All-SEC Third Team (Coaches, Media)

SENIOR SEASON (2014)

Rasco has started at left defensive end opposite of Danielle Hunter in all nine games ... His 4.0 tackles for loss are third on the squad ... Picked up five tackles during LSU's 28-24 comeback victory over No. 14 Wisconsin at the AdvoCare Texas Kickoff ... LSU's defense held the Badgers to 32 total yards on 19 plays over the final 27:24 of the contest as the Tigers erased a 17-point deficit ... Added three tackles, a sack and a pair of quarterback hurries against ULM ... Totaled six stops versus Mississippi State ... Notched five tackles and a fumble recovery at Florida ... The fumble recovery led to LSU's opening touchdown ... Picked up five tackles and added a half-sack versus Kentucky ... Came away with a career-high nine tackles which included one stop for loss and a PBU against No. 3 Ole Miss ... Teamed with Kendell Beckwith and stopped Ole Miss QB Bo Wallace on 4th-and-1 rushing play inside LSU territory during the final two minutes ... Has started 22 straight games dating back to 2013 season opener against No. 20 TCU.

RASCO'S CAREER HIGHS

Total tackles: 9, Ole Miss, 2014
 Tackles for loss: 1.0, 10x (Last: Ole Miss, 2014; First: Auburn, 2011)
 Sacks: 1.0, 7x (Last: ULM, 2014; First: Auburn, 2011)

RASCO'S CAREER DEFENSIVE STATS

YEAR	G-GS	UT	AT	TT	TFL	SACKS	PBU	QBH	INT	FF	FR
2011	9-0	10	7	17	3.5-21	2.0-17	0	0	0	0	0
2012	13-0	2	8	10	2.0-3	0	0	1	0	1	0
2013	13-13	22	34	56	8.5-30	4.0-25	5	8	0	1	1-0
2014	9-9	14	28	42	4.5-19	3.0-16	1	5	0	0	1-4
Totals	44-22	47	77	125	18.0-72	9.0-58	6	14	0	2	2-4



40
Duke Riley
 Linebacker
 6-1 • 218 • So. • 1L
 Buras, La. (John Curtis HS)



SOPHOMORE SEASON (2014)

Riley is a speedy reserve linebacker who has seen action in all nine games ... Has the ability to put pressure on the quarterback and cover receivers down field ... Earned his first career start versus ULM at the SAM linebacker spot ... Racked up a career-high eight tackles in place of Lamar Louis ... Posted two tackles versus No. 14 Wisconsin at the AdvoCare Texas Kickoff ... Has seen action in all 22 career games ... Also a valuable member on LSU's special teams units ... Second on the squad with six tackles on special teams.

RILEY'S CAREER HIGHS

Total tackles: 8, ULM, 2014
 Tackles for loss: 0.5, Auburn, 2013
 Sacks: 0

RILEY'S CAREER DEFENSIVE STATS

YEAR	G-GS	UT	AT	TT	TFL	SACKS	PBU	QBH	INT	FF	FR
2013	13-0	1	6	7	0.5-8	0	0	0	0	0	0
2014	9-1	5	13	18	0	0	0	0	0	0	0
Totals	22-1	6	19	25	0.5-8	0	0	0	0	0	0



21

Rashard Robinson
Defensive Back

6-3 • 177 • So. • 1L

Pompano Beach, Fla. (Ely HS)



- 2014 Preseason All-SEC Third Team (Coaches, Media)
- 2013 SEC Co-Freshman of the Week (vs. Texas A&M)

SOPHOMORE SEASON (2014)

Robinson has moved into the starting lineup during LSU's last six games opposite of Tre'Davious White at cornerback ... Did not play during LSU's 28-24 comeback win over No. 14 Wisconsin ... Secured three tackles during LSU's first three SEC games against Mississippi State, Auburn and Florida ... The three tackles have equaled a career-high ... Added two tackles and his first career full stop for loss versus Kentucky ... Started two of LSU's final three games at cornerback during the 2013 season ... Lengthy cornerback with great speed and an aggressive mindset on the field.

ROBINSON'S CAREER HIGHS

Total tackles: 3, 4x (Last: at Florida, 2014; First: at Mississippi State, 2014)
PBUs: 1, 4x (Last: at Auburn, 2014; First: at Mississippi State, 2013)
Interceptions: 1, Texas A&M, 2013

ROBINSON'S CAREER DEFENSIVE STATS

YEAR	G-GS	UT	AT	TT	TFL	SACKS	PBU	QBH	INT	FF	FR
2013	12-2	12	4	16	0.5-0	0	3	0	1-0	0	0
2014	8-6	8	9	17	1.0-6	0	1	0	0	0	0
Totals	20-8	20	13	33	1.5-6	0	4	0	1-0	0	0



84

Logan Stokes
Tight End

6-5 • 255 • Sr. • 1L

Muscle Shoals, Ala. (NE Mississippi CC)



SENIOR SEASON (2014)

Stokes is one of four players to see action in LSU's tight end rotation ... His first career reception was a 3-yard touchdown on a 2nd and goal during the 4th quarter which lifted LSU to a 10-7 win over No. 3 Ole Miss ... Athletic tight end who can serve as both a pass catcher and run blocker ... Spent his first two seasons at Northeast Mississippi Community College before he transferred to LSU.

STOKES' CAREER RECEIVING STATS

YEAR	G-GS	REC.	YDS.	TD	LONG
2013	13-3	0	0	0	--
2014	8-0	1	3	1	3 (TD)
TOTALS	21-3	1	3	1	3 (TD)



58

Sione Teuhema
Defensive End

6-4 • 232 • Fr. • HS

Keller, Texas (Keller HS)



TRUE FRESHMAN SEASON (2014)

Teuhema is one of 17 true freshmen to see action for the Tigers this season ... Has played in five games and seen extended action in three-line defensive line packages during LSU's last two games ... Picked up two tackles against No. 3 Ole Miss ... Was extremely active during his career debut versus Sam Houston State where he garnered four tackles and two sacks during the 4th quarter ... His two sacks resulted in a loss of 19 yards.

TEUHEMA'S CAREER HIGHS

Total tackles: 4, Sam Houston State, 2014
Tackles for loss: 2.0, Sam Houston State, 2014
Sacks: 2.0, Sam Houston State, 2014)

TEUHEMA'S CAREER DEFENSIVE STATS

YEAR	G-GS	UT	AT	TT	TFL	SACKS	PBU	QBH	INT	FF	FR
2014	5-0	3	4	7	2.0-19	2.0-19	0	0	0	0	0
Totals	5-0	3	4	7	2.0-19	2.0-19	0	0	0	0	0



13

Dwayne Thomas
Cornerback

6-0 • 182 • So. • 1L

New Orleans, La. (O.P. Walker HS)



REDSHIRT SOPHOMORE SEASON (2014)

Thomas has been a key playmaker in LSU's nickel and dime packages ... Secured 24 tackles which were fourth and his 2.5 tackles for loss were tied for second on the squad through five games ... Missed LSU's last four games due to injury ... Picked up five tackles which included a half stop for loss and one PBU versus No. 14 Wisconsin ... Racked up a career-high seven stops, notched his first career interception and registered a QB hurry against Sam Houston State ... Added six tackles, a sack and a fumble recovery versus Mississippi State ... Also a valuable contributor on special teams.

D. THOMAS' CAREER HIGHS

Total tackles: 7, Sam Houston State, 2014
PBUs: 3, Auburn, 2013
Sacks: 2.0, Furman, 2013
Interceptions: 1, Sam Houston State, 2014

D. THOMAS' CAREER DEFENSIVE STATS

YEAR	G-GS	UT	AT	TT	TFL	SACKS	PBU	QBH	INT	FF	FR
2012	3-0	0	0	0	0	0	0	0	0	0	0
2013	11-0	6	4	10	4.0-24	3.0-23	5	1	0	2	0
2014	5-0	8	16	24	2.5-11	1.5-10	1	2	1-0	0	1-0
Totals	19-0	14	20	34	6.5-35	4.5-33	6	3	1-0	2	1-0



95
Quentin Thomas
 Defensive Tackle
 6-4 • 303 • Jr. • 1L
 Breaux Bridge, La. (Breaux Bridge HS)



JUNIOR SEASON (2014)

Thomas has started at right defensive tackle on three occasions in 2014 ... Recorded a tackle during five of his six appearances on LSU's front four ... Notched two tackles versus Mississippi State ... Secured two tackles, a half-stop for loss and a PBU against No. 3 Ole Miss ... Did not play against New Mexico State and at Auburn ... Backed up Ego Ferguson for a majority of the 2013 season.

Q. THOMAS' CAREER HIGHS

Total tackles: 4, UAB, 2013
 Tackles for loss: 0.5, 2x (Last: Ole Miss, 2014; First: Furman, 2013)
 Sacks: 0

Q. THOMAS' CAREER DEFENSIVE STATS

YEAR	G-GS	UT	AT	TT	TFL	SACKS	PBU	QBH	INT	FF	FR
2012	3-0	0	1	1	0	0	0	0	0	0	0
2013	11-1	3	6	9	0.5-3	0	2	0	0	0	1-0
2014	7-3	1	7	8	0.5-1	0	0	0	0	0	0
Totals	20-4	4	14	18	1.0-4	0	2	0	0	0	1-0



31
D.J. Welter
 Linebacker
 6-1 • 235 • Sr. • 1L
 Crowley, La. (Notre Dame HS)



SENIOR SEASON (2014)

Welter has served as LSU's starting MIKE linebacker in 19 of 22 games over the last two seasons; the lone exceptions during LSU's last three games ... Notched five tackles and one PBU versus No. 14 Wisconsin at the AdvoCare Texas Kickoff ... His PBU came on Wisconsin's final offense play on 3rd and 12 during the 4th quarter ... LSU's defense held the Badgers to 32 total yards on 19 plays over the final 27:24 of the contest as the Tigers erased a 17-point deficit ... Tallied four tackles highlighted by a sack and a forced fumble against Sam Houston State ... Came away with six tackles during LSU's SEC opener versus Mississippi State ... Collected a season's best eight tackles and recovered a fumble against New Mexico State ... Solid linebacker who has good instincts.

WELTER'S CAREER HIGHS

Total tackles: 11, Auburn, 2013
 Tackles for loss: 1.0, 3x (Last: Sam Houston State, 2014; First: Kent State, 2013)
 Sacks: 1.0, 3x, (Last: Sam Houston State, 2014; First: Kent State, 2013)

WELTER'S CAREER DEFENSIVE STATS

YEAR	G-GS	UT	AT	TT	TFL	SACKS	PBU	QBH	INT	FF	FR
2011	7-0	1	4	5	0	0	0	0	0	0	0
2012	1-0	0	2	2	0	0	0	0	0	0	0
2013	13-13	25	55	80	4.0-11	2.0-8	1	3	0	0	0
2014	9-6	5	26	31	1.0-11	1.0-11	1	1	0	1	1-0
Totals	30-19	31	87	118	5.0-22	3.0-19	2	4	0	1	1-0



34
Darrel Williams
 Running Back
 6-0 • 230 • Fr. • HS
 Marrero, La. (John Ehret HS)



TRUE FRESHMAN SEASON (2014)

Williams is one of 17 true freshmen to see action for the Tigers ... Played in eight straight games after he missed the season opener against No. 14 Wisconsin ... Secured 250 rushing yards on 50 carries and scored three touchdowns ... Made an instant impact and rushed for 65 yards on 14 carries in his career debut versus Sam Houston State ... Added a 1-yard touchdown during the 3rd quarter ... The 65 rushing yards were the sixth-most by a LSU true freshman in his debut ... Garnered 37 yards on seven carries and scored two more touchdowns highlighted by a 22-yard scamper against ULM in the 2nd quarter ... Picked up 59 yards on 10 carries versus New Mexico State ... Tacked on 61 yards on 10 carries against Kentucky.

WILLIAMS' CAREER RUSHING HIGHS

Attempts: 14, Sam Houston State, 2014
 Yards: 65, Sam Houston State, 2014
 Touchdowns: 2, ULM, 2014
 Long: 22, ULM, 2014

WILLIAMS' CAREER RUSHING STATS

YEAR	G-GS	ATT.	YDS.	TD	LONG
2014	8-0	50	250	3	22
Totals	8-0	50	250	3	22

WILLIAMS CAREER RECEIVING STATS

YEAR	G-GS	REC.	YDS.	TD	LONG
2014	8-0	5	55	0	25
Totals	8-0	5	55	0	25



16

Tre'Davious White
Defensive Back

5-11 • 191 • So. • 1L

Shreveport, La. (Green Oaks HS)



- **2014 Preseason All-SEC Second Team (Coaches)**
- **2014 Thorpe Award Watch List**
- **2014 Sports Illustrated Preseason All-America Second Team**
- **2014 Athlon Sports Preseason All-America Third Team**
- **2013 All-SEC Freshman Team (Coaches)**

SOPHOMORE SEASON (2014)

White has started at right cornerback during LSU's first nine games ... Tied for the team lead with Rickey Jefferson and Ronald Martin with two interceptions ... Has started 20 straight games at cornerback dating back to the Kent State game on Sept. 14, 2013 ... Totaled three tackles and a PBU versus No. 14 Wisconsin during LSU's season opener ... Collected four tackles which included one stop for loss versus ULM ... Recorded his first INT of the season during the 1st quarter versus New Mexico State ... Added his second interception of the season at Florida ... Picked up three tackles and his first career sack against No. 3 Ole Miss ... Also serves as LSU's primary punt returner ... Broke a 67-yard punt return for a touchdown during the first quarter against Kentucky ... The last LSU player to return a punt for a touchdown was Odell Beckham, Jr. who broke an 89-yarder during the fourth quarter against Ole Miss on Nov. 17, 2012.

WHITE'S CAREER HIGHS

Total tackles: 8, Arkansas, 2013
 PBUs: 2, 2x (Last: at Ole Miss, 2013; First: at Mississippi State, 2013)
 INT: 1, 4x (Last: at Florida, 2014; First: at Mississippi State, 2013)

WHITE'S CAREER DEFENSIVE STATS

YEAR	G-GS	UT	AT	TT	TFL	SACKS	PBU	QBH	INT	FF	FR
2013	13-11	39	16	55	2.5-3	0	7	0	2-40	1	0
2014	9-9	14	7	21	3.0-4	1.0-2	4	1	2-0	0	0
Totals	22-20	53	23	76	5.5-7	1.0-2	11	1	4-40	1	0

WHITE'S CAREER PUNT RETURN STATS

YEAR	G-GS	ATT.	YDS.	TD	LONG
2014	9-0	19	228	1	67
Totals	9-0	19	228	1	67

WHITE IN THE SEC RANKINGS • NOV. 2

1 Punt Return TD • T-2nd
 228 Punt Return Yards • 4th
 12.0 Yards Per Punt Return • 5th

THE LAST TIME LSU ... (ALL GAMES)

Scoring

Scored 30 or more points	41 vs. Kentucky (10/18/14)
Scored 40 or more points	41 vs. Kentucky (10/18/14)
Scored 50 or more points	63 vs. New Mexico State (9/27/14)
Scored 60 or more points	63 vs. New Mexico State (9/27/14)
Scored 70 or more points	70 vs. Arkansas State (10/12/90)

Total Offense

Had more than 400 total yards	406 vs. Ole Miss (10/25/14)
Had more than 450 total yards	563 vs. New Mexico State (9/27/14)
Had more than 500 total yards	563 vs. New Mexico State (9/27/14)
Had more than 550 total yards	563 vs. New Mexico State (9/27/14)
Had more than 600 total yards	672 vs. Furman (10/26/13)
Had more than 650 total yards	672 vs. Furman (10/26/13)
Had more than 700 total yards	746 vs. Rice (09/24/77)

Rushing Offense

Rushed for 150 or more yards	264 vs. Ole Miss (10/25/14)
Rushed for 200 or more yards	264 vs. Ole Miss (10/25/14)
Rushed for 250 or more yards	264 vs. Ole Miss (10/25/14)
Rushed for 300 or more yards	303 vs. Kentucky (10/18/14)
Rushed for 350 or more yards	363 vs. New Mexico State (9/27/14)
Rushed for 400 or more yards	400 vs. Kentucky (11/01/97)
Rushed for 425 or more yards	433 vs. Houston (09/07/96)
Rushed for 500 or more yards	503 vs. Oregon (10/22/77)

Passing Offense

Passed for 250 or more yards	341 vs. Mississippi State (9/20/14)
Passed for 300 or more yards	341 vs. Mississippi State (9/20/14)
Passed for 350 or more yards	372 at Georgia (09/28/13)
Passed for 400 or more yards	444 vs. Illinois (01/01/02 - Sugar Bowl)
Passed for 450 or more yards	528 at Alabama (11/03/01)
Passed for 500 or more yards	528 at Alabama (11/03/01)

Scoring Defense

Allowed 0 points	0 vs. ULM (9/13/14)
Allowed 3 or fewer points	3 vs. Kentucky (10/18/14)
Allowed 7 or fewer points	7 vs. Ole Miss (10/25/14)
Allowed 10 or fewer points	7 vs. Ole Miss (10/25/14)
Allowed 14 or fewer points	7 vs. Ole Miss (10/25/14)

Total Defense

Allowed fewer than 75 total yards	70 vs. Louisiana-Lafayette (10/05/02)
Allowed fewer than 100 total yards	93 vs. ULM (9/13/14)
Allowed fewer than 125 total yards	93 vs. ULM (9/13/14)
Allowed fewer than 150 total yards	93 vs. ULM (9/13/14)
Allowed fewer than 175 total yards	93 vs. ULM (9/13/14)
Allowed fewer than 200 total yards	93 vs. ULM (9/13/14)
Allowed fewer than 225 total yards	217 vs. Kentucky (10/18/14)
Allowed fewer than 250 total yards	217 vs. Kentucky (10/18/14)
Allowed fewer than 275 total yards	217 vs. Kentucky (10/18/14)
Allowed fewer than 300 total yards	217 vs. Kentucky (10/18/14)

Rushing Defense

Allowed 0 or fewer yards	-4 vs. Northwestern State (09/10/11)
Allowed 10 or fewer yards	-4 vs. Northwestern State (09/10/11)
Allowed 20 or fewer yards	16 vs. ULM (9/13/14)
Allowed 30 or fewer yards	16 vs. ULM (9/13/14)
Allowed 40 or fewer yards	16 vs. ULM (9/13/14)
Allowed 50 or fewer yards	16 vs. ULM (9/13/14)
Allowed 60 or fewer yards	16 vs. ULM (9/13/14)
Allowed 70 or fewer yards	16 vs. ULM (9/13/14)
Allowed 80 or fewer yards	71 vs. Kentucky (10/18/14)
Allowed 90 or fewer yards	71 vs. Kentucky (10/18/14)
Allowed 100 or fewer yards	71 vs. Kentucky (10/18/14)

THE LAST TIME LSU ... (ALL GAMES)

Passing Defense

Allowed 0 passing yards	0 vs. Alabama (11/06/71)
Allowed 50 or fewer yards	50 vs. Wisconsin (8/30/14)
Allowed 100 or fewer yards	77 vs. ULM (9/13/14)
Allowed 150 or fewer yards	146 vs. Kentucky (10/18/14)
Allowed 175 or fewer yards.....	146 vs. Kentucky (10/18/14)
Allowed 200 or fewer yards	176 vs. Ole Miss (10/25/14)

Individual Rushing

Had a player rush for 100 or more yards	113 by Leonard Fournette vs. Ole Miss (10/25/14)
Had a player rush for 150 or more yards	216 by Jeremy Hill vs. Iowa (1/1/14 - Outback Bowl)
Had a player rush for 200 or more yards.....	216 by Jeremy Hill vs. Iowa (1/1/14 - Outback Bowl)
Had a player rush for 225 or more yards	250 by Alley Broussard vs. Ole Miss (11/20/04)
Had a player rush for 2 or more TDs	2 by Terrence Magee vs. Kentucky (10/18/14)
Had a player rush for 3 or more TDs	3 by Kenny Hilliard at Mississippi State (10/05/13)
Had a player rush for 4 or more TDs	4 by Domanick Davis vs. Illinois (01/01/02 - Sugar Bowl)
Had a player rush for 5 or more TDs	5 by Kevin Faulk at Kentucky (11/01/97)

Individual Passing

Had a player pass for 200 or more yards.....	239 by Anthony Jennings vs. Wisconsin (8/30/14)
Had a player pass for 250 or more yards	328 by Zach Mettenberger vs. Furman (10/26/13)
Had a player pass for 300 or more yards.....	328 by Zach Mettenberger vs. Furman (10/26/13)
Had a player pass for 350 or more yards	372 by Zach Mettenberger at Georgia (09/28/13)
Had a player pass for 400 or more yards	444 by Rohan Davey vs. Illinois (01/01/02 - Sugar Bowl)
Had a player pass for 450 or more yards.....	528 by Rohan Davey at Alabama (11/03/01)
Had a player pass for 500 or more yards	528 by Rohan Davey at Alabama (11/03/01)
Had a player pass for 2 or more TDs	3 by Brandon Harris vs. New Mexico State (9/27/14)
Had a player pass for 3 or more TDs	3 by Brandon Harris vs. New Mexico State (9/27/14)
Had a player pass for 4 or more TDs.....	5 by Zach Mettenberger vs. UAB (09/07/13) - school record
Had a player complete 20 passes.....	25 by Zach Mettenberger at Mississippi State (10/05/13)
Had a player complete 25 passes	25 by Zach Mettenberger at Mississippi State (10/05/13)
Had a player complete 30 passes.....	31 by Rohan Davey vs. Illinois (01/01/02 - Sugar Bowl)
Had a player complete 35 passes	35 by Rohan Davey at Alabama (11/03/02)
Had a player complete 15 straight passes	17 by Rohan Davey vs. Arkansas-6 (11/26/99), vs. Western Carolina-11 (09/02/00)
.....	17 by Matt Mauck vs. Arizona-11 (09/06/03), vs. Western Illinois-6 (09/13/03)
Had a player throw 30 passes.....	33 by Zach Mettenberger at Ole Miss (10/19/13)
Had a player throw 35 passes.....	37 by Zach Mettenberger at Georgia (09/28/13)
Had a player throw 40 passes	47 by Matt Flynn vs. Arkansas (11/23/07)
Had a player throw 45 passes	47 by Matt Flynn vs. Arkansas (11/23/07)
Had a player throw 50 passes	53 by Rohan Davey vs. Illinois (01/01/02 - Sugar Bowl)

Individual Receiving

Had a player with 9 or more receptions in a game	9 by Odell Beckham Jr. at Mississippi State (10/05/13)
Had a player with 10 or more receptions in a game.....	10 by Jarvis Landry at Georgia (09/28/13)
Had a player with 11 or more receptions in a game	12 by Brandon LaFell vs. Troy (11/15/08)
Had a player with 12 or more receptions in a game	12 by Brandon LaFell vs. Troy (11/15/08)
Had a player with 13 or more receptions in a game	14 by Josh Reed vs. Illinois (01/01/02 - Sugar Bowl)
Had a player with 14 or more receptions in a game	14 by Josh Reed vs. Illinois (01/01/02 - Sugar Bowl)
Had a player with 15 or more receptions in a game	19 by Josh Reed at Alabama (11/03/01)
Had a player receive 100 or more yards.....	124 by Travin Dural/120 by Malachi Dupre vs. Mississippi State (9/20/14)
Had a player receive 150 or more yards	151 by Travin Dural vs. Wisconsin (8/30/14)
Had a player receive 200 or more yards	204 by Odell Beckham Jr. vs. Furman (10/26/13)
Had a player receive 250 or more yards.....	293 by Josh Reed at Alabama (11/03/01)
Had a player receive for 2 or more TDs	2 by Malachi Dupre vs. Mississippi State (9/20/14)
Had a player receive for 3 or more TDs	3 by Travin Dural vs. Sam Houston State (9/6/14)
Had a player receive for 4 or more TDs	4 by Tony Moss vs. Ohio University (09/30/89)
Had a player receive for 5 or more TDs	5 by Carlos Carson vs. Rice (09/24/77)

THE LAST TIME LSU ... (ALL GAMES)

Games against Ranked Teams

Beat a top 25 team	#3 Ole Miss, 10-7, in Baton Rouge (10/25/14)
Beat a top 10 team	#3 Ole Miss, 10-7, in Baton Rouge (10/25/14)
Beat a top 5 team	#3 Ole Miss, 10-7, in Baton Rouge (10/25/14)
Beat an FBS No. 1 team (AP or Coaches Poll)	#1 Ohio State, 38-24 (01/07/08 - BCS Championship Game)
Beat an FBS No. 1 team (AP or Coaches Poll) at home	#1 Florida, 28-21 (10/11/97)
Beat a ranked opponent at home	#3 Ole Miss, 10-7, in Baton Rouge (10/25/14)
Beat a ranked opponent on the road	#20/19 Texas A&M, 24-19, in College Station, Texas (10/20/12)
Beat a ranked opponent at a neutral site	#14 Wisconsin, 28-24, in AdvoCare Texas Kickoff in Houston, Texas (8/30/14)
Beat back-to-back ranked opponents	#3 South Carolina, 23-21, in Baton Rouge (10/13/12) & #20/19 Texas A&M, 24-19, in College Station (10/20/12)
Beat a ranked team in three straight games	11/23/01 - 01/01/02 vs. #22 Arkansas, #24 Auburn, #2 Tennessee (SEC CG), #7 Illinois (Sugar Bowl)
Beat a ranked team in four straight games	11/23/01 - 01/01/02 vs. #22 Arkansas, #24 Auburn, #2 Tennessee (SEC CG), #7 Illinois (Sugar Bowl)
Lost to a ranked opponent at home	#1 Alabama, 21-17 (11/03/12)
Lost to a ranked opponent on the road	#5 Auburn, 41-7, in Auburn, Ala. (10/04/14)
Lost to a ranked opponent at a neutral site	#14 Clemson, 25-24, in Chick-fil-A Bowl (12/31/12)
Lost to an unranked opponent at home	Mississippi State, 34-29 (9/20/14)
Lost to an unranked opponent on the road	at Ole Miss, 27-24 (10/19/13)

Special Situations

Won on the last play of the game	at #2 Alabama (9-6, 11/05/11); Drew Alleman 25-yard field goal in overtime
Lost on the last play of the game	#14 Clemson, 25-24, in Chick-fil-A Bowl (12/31/12); field goal as time expired
Came back and won from 10 or more down in 4th quarter	vs. #14 Wisconsin, 28-24 (8/30/14); down 24-13 entering 4th quarter
Lost when leading by 10 or more in 4th quarter	#14 Clemson, 25-24 in Chick-fil-A Bowl (12/31/12); led 24-13 entering fourth quarter
Lost when leading by 20 points of more	Tennessee, 30-27 OT (09/26/05); led 21-0 at halftime
Scored on the first play from scrimmage	Travin Dural (94-yard pass from QB Anthony Jennings) vs. Sam Houston State (9/6/14)
A QB caught a pass on a designed play	Matt Flynn (35-yards from WR Early Doucet) at Alabama (11/03/07)
A RB threw a TD pass on a designated play	Spencer Ware (39 yards to Rueben Randle for a TD) at Auburn (10/23/10)
Had two RB rush for at least 100 yards each	Jeremy Hill (143 yds) and Terrence Magee (108 yds) vs. Furman (10/25/13)

Returns/Special Teams/Defense

Returned a KO for a TD	Morris Claiborne, 99 yards at West Virginia (09/24/11)
Returned a Punt for a TD	Tre'Davious White, 67 yards vs. Kentucky (10/18/14)
Returned an INT for a TD	Kendell Beckwith (29 yards) vs. New Mexico State (9/27/14)
Returned 2 INTs for TDs	Ronald Martin (45 yards) & Lavar Edwards (23 yards) vs. Idaho (09/15/12)
Returned 3 INTs for TDs	3 vs. Arkansas State (C. Raymond, D. Walkup, C. Buckels) (10/12/91)
Recovered a fumble in endzone for a TD	Kevin Minter at Ole Miss (11/19/11)
Returned a fumble for a TD	Danielle Hunter, 25-yard fumble recovery and return vs. Mississippi State (9/20/14)
Scored two defensive TDs in a game	2 vs. UL-Monroe (R. Brooks, INT; L. Edwards, FUM) (11/13/10)
Faked a field goal for a touchdown	Colt David (kicker), 15-yard run (09/22/07 vs. South Carolina)
Faked a punt for a first down	Kendell Beckwith, 5-yard run in third quarter vs. Wisconsin (8/30/14)
Faked a field goal for a first down	Josh Jasper, 5-yard run in 4th quarter (10/09/10 at Florida)
A player kicked the PAT after scoring the TD	Colt David vs. South Carolina (09/22/07)
Blocked a FG	Ego Ferguson, 29-yard Andrew Ritter attempt in fourth quarter at Ole Miss (10/19/13)
Returned a blocked FG for a TD	Patrick Peterson, 53 yards on the block of Ole Miss' 47-yard FG attempt (11/21/09)
Blocked a PAT (kick)	Mark Roman, attempt by Seth Hanson (10/17/98 vs. Kentucky)
Returned a PAT for a Defensive Extra Point	Mark Roman, kick attempt by Seth Hanson (10/17/98 vs. Kentucky)
Blocked a punt	Daniel Graff vs. Tulane (10/31/09)
Blocked a punt for a safety	Jarvis Green, on an Andy Smith punt (10/16/99 at Kentucky)
Returned a blocked punt for TD	Craig Steltz, 29 yard, off Jacob Hester's block at Arizona State (09/10/05)
Recovered an onside kick	at Ole Miss (11/21/09); recovered by Brandon LaFell with 1:16 left in fourth quarter
Recovered an onside kick to start the game	vs. Auburn (12/01/01)
Recorded a Safety (Team)	vs. North Carolina (09/04/10); ball rolled out of endzone on punt attempt
Recorded a Safety (Individual tackle)	Sam Montgomery at Auburn (09/22/12)
Recorded six interceptions	6 at Mississippi State (08/30/07)
Had a player record three interceptions	3 by Craig Steltz at Mississippi State (8/30/07)
Had a player record 15 tackles	19 by Kevin Minter vs. Clemson in Chick-fil-A Bowl (12/31/12)
Had six sacks as a team	7 vs. Sam Houston State (9/6/14)

Opponent Returns/Special Teams

Returned a KO for a TD	B.J. Catolon of TCU, 100 yards in second quarter of Cowboys Classic (08/31/13)
Returned a Punt for a TD	Andre Debose of Florida, 62 yards (10/11/14 at Florida)
Returned an INT for a TD	Reggie Thomas of Furman, 74 yards on Zach Mettenberger (10/26/13)
Returned 3 INTs for TDs	3 by Alvis, Smith, Robinson (09/17/94 at Auburn)
Recovered a fumble in endzone for a TD	Chris Shelling (09/17/94 at Auburn)
Returned a fumble for a TD	Alonzo Highsmith of Arkansas, 47 yards in first quarter (11/25/11 in Baton Rouge)
Blocked a FG	at Alabama (11/05/11)
Blocked a punt	Florida (10/08/11) in fourth quarter
Blocked two punts	2 at Virginia Tech (9/01/02)
Blocked a punt for a safety	blocked Donnie Jones (09/01/02 at Virginia Tech)
Recorded a Safety (Team)	vs. Western Kentucky (11/12/11)
Blocked a PAT (kick)	Ole Miss (11/18/06)
Returned a PAT for a Defensive Extra Point	Eric Kelly, off bad snap (10/17/98 vs. Kentucky)
Faked a field goal for a TD	Damon Duval, 1 yard run (09/18/99 vs. Auburn)
Recovered an onside kick	Auburn (09/21/13)

THE LAST TIME LSU ... (SEC REGULAR SEASON GAMES)

Scoring

Scored 30 or more points	41 vs. Kentucky (10/18/14)
Scored 35 or more points.....	41 vs. Kentucky (10/18/14)
Scored 40 or more points	41 vs. Kentucky (10/18/14)
Scored 45 or more points	59 at Mississippi State (10/05/13)
Scored 50 or more points	59 at Mississippi State (10/05/13)
Scored 55 or more points.....	59 at Mississippi State (10/05/13)
Scored 60 or more points	63 vs. Kentucky (11/01/97)

Total Offense

Had more than 400 total yards	406 vs. Ole Miss (10/25/14)
Had more than 450 total yards	470 vs. Arkansas (11/29/13)
Had more than 500 total yards	517 vs. Texas A&M (11/23/13)
Had more than 550 total yards.....	563 at Mississippi State (10/05/13)
Had more than 600 total yards	611 vs. Alabama (11/13/01)

Rushing Offense

Rushed for 150 or more yards	264 vs. Ole Miss (10/25/14)
Rushed for 200 or more yards	264 vs. Ole Miss (10/25/14)
Rushed for 250 or more yards	264 vs. Ole Miss (10/25/14)
Rushed for 300 or more yards	303 vs. Kentucky (10/18/14)
Rushed for 350 or more yards	353 at Ole Miss (11/19/11)
Rushed for 400 or more yards.....	400 vs. Kentucky (11/01/97)
Rushed for 425 or more yards.....	426 vs. Ole Miss (10/30/76)

Passing Offense

Passed for 250 or more yards	341 vs. Mississippi State (9/20/14)
Passed for 300 or more yards.....	341 vs. Mississippi State (9/20/14)
Passed for 350 or more yards	372 at Georgia (09/28/13)
Passed for 400 or more yards.....	528 vs. Alabama (11/03/01)
Passed for 450 or more yards.....	528 vs. Alabama (11/03/01)
Passed for 500 or more yards.....	528 vs. Alabama (11/03/01)

Scoring Defense

Allowed 0 points.....	0 at Mississippi State (08/30/07)
Allowed 3 or fewer points.....	3 vs. Kentucky (10/18/14)
Allowed 7 or fewer points.....	7 vs. Ole Miss (10/25/14)
Allowed 10 or fewer points.....	7 vs. Ole Miss (10/25/14)
Allowed 14 or fewer points.....	7 vs. Ole Miss (10/25/14)

Total Defense

Allowed fewer than 100 total yards.....	90 vs. Auburn (10/13/73)
Allowed fewer than 125 total yards	114 vs. Kentucky (10/19/85)
Allowed fewer than 150 total yards.....	135 vs. Vanderbilt (09/11/10)
Allowed fewer than 175 total yards	135 vs. Vanderbilt (09/11/10)
Allowed fewer than 200 total yards.....	183 at Auburn (09/22/12)
Allowed fewer than 225 total yards.....	217 vs. Kentucky (10/18/14)
Allowed fewer than 250 total yards	217 vs. Kentucky (10/18/14)
Allowed fewer than 275 total yards.....	217 vs. Kentucky (10/18/14)
Allowed fewer than 300 total yards.....	217 vs. Kentucky (10/18/14)

Rushing Defense

Allowed 0 or fewer yards	0 at South Carolina (10/18/03)
Allowed 10 or fewer yards.....	10 at Mississippi State (08/30/07)
Allowed 20 or fewer yards.....	20 at Alabama (11/03/07)
Allowed 30 or fewer yards.....	20 at Alabama (11/03/07)
Allowed 40 or fewer yards.....	34 vs. South Carolina (10/13/12)
Allowed 50 or fewer yards	47 vs. Mississippi State (11/10/12)
Allowed 60 or fewer yards.....	47 vs. Mississippi State (11/10/12)
Allowed 70 or fewer yards	47 vs. Mississippi State (11/10/12)
Allowed 80 or fewer yards.....	71 vs. Kentucky (10/18/14)
Allowed 90 or fewer yards.....	71 vs. Kentucky (10/18/14)
Allowed 100 or fewer yards	71 vs. Kentucky (10/18/14)

THE LAST TIME LSU ... (SEC REGULAR SEASON GAMES)

Passing Defense

Allowed 0 passing yards.....	0 vs. Alabama (11/06/71)
Allowed 25 or fewer passing yards.....	23 at Alabama (11/27/90)
Allowed 50 or fewer passing yards.....	47 at Ole Miss (11/19/11)
Allowed 75 or fewer passing yards.....	61 at Florida (10/06/12)
Allowed 100 or fewer passing yards.....	61 at Florida (10/06/12)
Allowed 125 or fewer passing yards.....	61 at Florida (10/06/12)
Allowed 150 or fewer passing yards.....	146 vs. Kentucky (10/18/14)
Allowed 175 or fewer passing yards.....	146 vs. Kentucky (10/18/14)
Allowed 200 or fewer passing yards.....	176 vs. Ole Miss (10/25/14)

Rushing

Had a player rush for 100 or more yards.....	113 by Leonard Fournette vs. Ole Miss (10/25/14)
Had a player rush for 125 or more yards.....	127 by Terrence Magee vs. Kentucky (10/18/14)
Had a player rush for 150 or more yards.....	157 by Jeremy Hill at Mississippi State (10/5/13)
Had a player rush for 175 or more yards.....	184 by Jeremy Hill vs. Auburn (09/21/13)
Had a player rush for 200 or more yards.....	250 by Alley Broussard vs. Ole Miss (11/20/04)
Had a player rush for 225 or more yards.....	250 by Alley Broussard vs. Ole Miss (11/20/04)
Had a player rush for 2 or more TDs.....	2 by Terrence Magee vs. Kentucky (10/18/14)
Had a player rush for 3 or more TDs.....	3 by Kenny Hilliard at Mississippi State (10/05/13)
Had a player rush for 4 or more TDs.....	5 by Kevin Faulk at Kentucky (11/01/97)
Had a player rush for 5 or more TDs.....	5 by Kevin Faulk at Kentucky (11/01/97)

Passing

Had a player pass for 200 or more yards.....	241 by Zach Mettenberger at Alabama (11/09/13)
Had a player pass for 225 or more yards.....	241 by Zach Mettenberger at Alabama (11/09/13)
Had a player pass for 250 or more yards.....	274 by Zach Mettenberger at Ole Miss (10/19/13)
Had a player pass for 275 or more yards.....	340 by Zach Mettenberger at Mississippi State (10/05/13)
Had a player pass for 300 or more yards.....	340 by Zach Mettenberger at Mississippi State (10/05/13)
Had a player pass for 325 or more yards.....	340 by Zach Mettenberger at Mississippi State (10/05/13)
Had a player pass for 350 or more yards.....	372 by Zach Mettenberger at Georgia (09/28/13)
Had a player pass for 375 or more yards.....	528 by Rohan Davey at Alabama (11/03/01)
Had a player pass for 400 or more yards.....	528 by Rohan Davey at Alabama (11/03/01)
Had a player pass for 425 or more yards.....	528 by Rohan Davey at Alabama (11/03/01)
Had a player pass for 450 or more yards.....	528 by Rohan Davey at Alabama (11/03/01)
Had a player pass for 500 or more yards.....	528 by Rohan Davey at Alabama (11/03/01)
Had a player pass for 2 or more TDs.....	2 by Brandon Harris vs. Mississippi State (9/20/14)
Had a player pass for 3 or more TDs.....	3 by Zach Mettenberger at Georgia (09/28/13)
Had a player pass for 4 or more TDs.....	4 by Matt Mauck vs. Arkansas (11/28/03)
Had a player complete 20 passes.....	25 by Zach Mettenberger at Mississippi State (10/05/13)
Had a player complete 25 passes.....	25 by Zach Mettenberger at Mississippi State (10/05/13)
Had a player complete 30 passes.....	35 by Rohan Davey at Alabama (11/03/01)
Had a player complete 35 passes.....	35 by Rohan Davey at Alabama (11/03/01)
Had a player throw 30 passes.....	33 by Zach Mettenberger at Ole Miss (10/19/13)
Had a player throw 35 passes.....	37 by Zach Mettenberger at Georgia (09/28/13)
Had a player throw 40 passes.....	47 by Matt Flynn vs. Arkansas (11/23/07)
Had a player throw 45 passes.....	47 by Matt Flynn vs. Arkansas (11/23/07)
Had a player throw 50 passes.....	58 by Josh Booty vs. Auburn (09/18/99)

Receiving

Had a player with 10 or more receptions in a game.....	10 by Jarvis Landry at Georgia (09/28/13)
Had a player with 11 or more receptions in a game.....	12 by Michael Clayton at Alabama (11/15/03)
Had a player with 12 or more receptions in a game.....	12 by Michael Clayton at Alabama (11/15/03)
Had a player with 13 or more receptions in a game.....	19 by Josh Reed at Alabama (11/03/01)
Had a player with 14 or more receptions in a game.....	19 by Josh Reed at Alabama (11/03/01)
Had a player with 15 or more receptions in a game.....	19 by Josh Reed at Alabama (11/03/01)
Had a player receive 100 or more yards.....	124 by Travin Dural/120 by Malachi Dupre vs. Mississippi State (9/20/14)
Had a player receive 125 or more yards.....	179 by Odell Beckham Jr. at Mississippi State (10/05/13)
Had a player receive 150 or more yards.....	179 by Odell Beckham Jr. at Mississippi State (10/05/13)
Had a player receive 175 or more yards.....	179 by Odell Beckham Jr. at Mississippi State (10/05/13)
Had a player receive 200 or more yards.....	201 by Devery Henderson at Kentucky (11/09/02)
Had a player receive 250 or more yards.....	293 by Josh Reed at Alabama (11/03/01)
Had a player receive 2 or more TDs.....	2 by Malachi Dupre vs. Mississippi State (9/20/14)
Had a player receive 3 or more TDs.....	3 by Dwayne Bowe vs. Kentucky (10/14/06)

TURNOVERS

Opponent	Forced by LSU					Forced By Opponent			
	Fum	Int	Tot	Pts Off	Margin	Fum	Int	Tot	Pts Off
vs. Wisconsin	0	2	2	8	+1	1	0	1	7
Sam Houston State	1	2	3	20	+2	1	0	1	0
Louisiana-Monroe	1	0	1	0	0	0	1	1	0
Mississippi State	2	0	2	14	+1	0	1	1	0
New Mexico State	2	2	4	21	0	2	2	4	0
at Auburn	1	0	1	0	+1	0	0	0	0
at Florida	1	2	3	10	+3	0	0	0	0
Kentucky	0	0	0	0	-1	0	1	1	0
Ole Miss	0	1	1	0	-3	2	2	4	7
Alabama									
at Arkansas									
at Texas A&M									
TOTALS	8	9	17	73	+4	6	7	13	14

LSU BIG PLAYS

Opponent	Rushing				Passing				Special Teams	
	15+	20+	30+	40+	20+	30+	40+	50+	Block	Ret. TD
vs. Wisconsin	3	1	0	0	4	3	2	1	0	0
Sam Houston State	6	3	2	2	3	1	1	1	0	0
Louisiana-Monroe	3	3	0	0	3	1	0	0	0	0
Mississippi State	1	1	0	0	6	3	1	0	0	0
New Mexico State	5	3	0	0	5	1	0	0	0	0
at Auburn	1	1	1	0	3	3	2	1	0	0
at Florida	5	2	0	0	1	1	1	0	0	0
Kentucky	5	4	3	0	2	1	0	0	0	1
Ole Miss	4	2	0	0	4	2	1	0	0	0
Alabama										
at Arkansas										
at Texas A&M										
TOTALS	33	20	6	2	31	16	8	3	0	1

OPPONENT BIG PLAYS

Opponent	Rushing				Passing				Special Teams	
	15+	20+	30+	40+	20+	30+	40+	50+	Block	Ret. TD
vs. Wisconsin	4	4	2	2	0	0	0	0	0	0
Sam Houston State	0	0	0	0	2	2	1	0	0	0
Louisiana-Monroe	0	0	0	0	0	0	0	0	0	0
Mississippi State	5	5	2	2	5	2	2	1	0	0
New Mexico State	1	1	1	1	1	0	0	0	0	0
at Auburn	7	2	1	0	6	2	1	1	0	0
at Florida	1	1	1	0	3	1	1	1	0	1
Kentucky	2	1	0	0	1	1	0	0	0	0
Ole Miss	1	1	1	0	2	1	1	0	0	0
Alabama										
at Arkansas										
at Texas A&M										
TOTALS	21	15	8	5	20	9	6	3	0	1

LSU SCORING DRIVES

OPPONENT	No.	Plays	Yards	Time	For TD	Plays	Yards	Time
vs. Wisconsin	5	6.0	54.4	2:43	3	4.0	64.0	1:38
Sam Houston State	8	5.8	64.5	2:12	8	5.8	64.5	2:12
Louisiana-Monroe	5	9.0	55.2	3:55	4	8.3	57.8	3:29
Mississippi State	4	5.8	59.3	1:42	3	5.0	64.0	1:24
New Mexico State	8	6.1	58.6	2:39	8	6.1	58.6	2:39
at Auburn	1	5.0	75.0	2:14	1	5.0	75.0	2:14
at Florida	5	7.8	50.0	3:55	4	9.0	61.8	4:48
Kentucky	6	4.8	44.3	1:50	4	4.25	49.8	1:44
Ole Miss	2	15.0	92.5	7:33	1	13.0	95.0	5:59
Alabama								
at Arkansas								
at Texas A&M								
TOTALS	44	6.7	57.9	2:53	36	6.3	61.6	2:40

*Does not include overtime drives

FIELD POSITION

Opponent	LSU			
	No. of Drives	Avg. Start	Inside 20	Past 50
vs. Wisconsin	15	32	2	1
Sam Houston State	15	31	3	2
Louisiana-Monroe	12	38	3	2
Mississippi State	15	27	4	1
New Mexico State	16	31	2	2
at Auburn	13	24	3	1
at Florida	13	28	4	2
Kentucky	12	43	1	2
Ole Miss	13	18	6	0
Alabama				
at Arkansas				
at Texas A&M				
TOTALS	124	30.1	28	13

* - does not include overtime drives

Opponent	Opponents			
	No. of Drives	Avg. Start	Inside 20	Past 50
vs. Wisconsin	15	24	6	1
Sam Houston State	14	23	4	0
Louisiana-Monroe	12	20	5	0
Mississippi State	15	26	4	2
New Mexico State	17	32	0	1
at Auburn	13	28	2	0
at Florida	12	30	4	0
Kentucky	12	23	4	0
Ole Miss	12	31	2	1
Alabama				
at Arkansas				
at Texas A&M				
TOTALS	122	26.6	31	6

* - does not include overtime drives

DRIVE STATISTICS

Opponent	No.	LSU					
		3 & Out	Pct.	Score	Pct.	TD	Pct.
vs. Wisconsin	15	3	20.0	5	33.3	3	20.0
Sam Houston State	15	1	6.7	8	53.3	8	53.3
Louisiana-Monroe	12	4	33.3	5	41.7	4	33.3
Mississippi State	15	5	33.3	4	25.0	3	37.5
New Mexico State	16	3	18.8	8	50.0	8	50.0
at Auburn	13	7	53.8	1	7.7	1	7.7
at Florida	13	5	38.5	5	38.5	4	30.8
Kentucky	12	2	16.7	6	50.0	4	33.3
Ole Miss	13	3	23.1	2	15.4	1	7.7
Alabama							
at Arkansas							
at Texas A&M							
TOTALS	111	30	27.0	42	37.8	35	31.5

Opponent	No.	Opponents					
		3 & Out	Pct.	Score	Pct.	TD	Pct.
vs. Wisconsin	15	7	46.7	4	26.7	3	20.0
Sam Houston State	14	5	35.7	0	0.0	0	0.0
Louisiana-Monroe	12	7	58.3	0	0.0	0	0.0
Mississippi State	15	2	13.3	6	40.0	4	26.7
New Mexico State	17	6	35.3	1	5.9	1	5.9
at Auburn	13	1	7.7	7	53.8	5	38.5
at Florida	12	2	16.7	4	33.3	2	16.7
Kentucky	12	5	41.7	1	8.3	0	0.0
Ole Miss	12	5	41.7	1	8.3	1	8.3
Alabama							
at Arkansas							
at Texas A&M							
TOTALS	110	35	31.8	23	20.9	15	13.6

IN THE REDZONE

Opponent	LSU					
	Inside 20	TD	Run/Pass	TD Pct.	FG	Score Pct.
vs. Wisconsin	1	0	0/0	0.0	1	100.0
Sam Houston State	5	5	3/2	100.0	0	100.0
Louisiana-Monroe	4	2	2/0	50.0	1	75.0
Mississippi State	3	1	1/0	33.3	1	66.7
New Mexico State	7	7	5/2	100.0	0	100.0
at Auburn	2	1	1/0	50.0	0	50.0
at Florida	4	4	3/1	100.0	0	100.0
Kentucky	4	2	2/0	50.0	2	100.0
Ole Miss	4	1	0/1	25.0	1	50.0
Alabama						
at Arkansas						
at Texas A&M						
TOTALS	34	23	17/6	67.7	6	85.3

Opponent	Opponents					
	Inside 20	TD	Run/Pass	TD Pct.	FG	Score Pct.
vs. Wisconsin	2	2	2/0	100.0	0	100.0
Sam Houston State	1	0	0/0	0.0	0	0.0
Louisiana-Monroe	0	0	0/0	0.0	0	0.0
Mississippi State	5	2	1/1	40.0	2	80.0
New Mexico State	0	0	0/0	0.0	0	0.0
at Auburn	3	3	2/1	100.0	0	100.0
at Florida	4	2	1/1	50.0	2	100.0
Kentucky	2	0	0/0	0.0	1	50.0
Ole Miss	1	1	0/1	100.0	0	100.0
Alabama						
at Arkansas						
at Texas A&M						
TOTALS	18	10	6/4	55.6	5	83.3

DRIVE SUPERLATIVES

Longest Drive

No. of Plays	LSU 17; (90 yds, 9:07) vs Ole Miss; results in Field Goal
By No. of Yards	95; 2 times (13p, 5:59) vs Ole Miss; results in TD
By Time of Possession	9:07 (17p, 90 yds) vs Florida; results in Field Goal

Opponents

16 by Mississippi State (88 yds, 5:27); results Field Goal
98 by Mississippi State (5p, 1:21); results in TD
5:27 by Mississippi State (16p, 88 yds); results in FG

Shortest Drive

By No. of Plays	LSU 1; 9 times (Last: -2 yds, 0:02) vs Ole Miss; results in End of Half
By No. of Yards	-12 (3p, 1:59) vs ULM; results in Punt
By Time of Possession	0:02 (1p, -2 yds) vs Ole Miss; results in End of Half

Opponents

1; 6 times (Last: -5 yds, 0:05) by Kentucky; results in End of Half
-26 (2p, 0:50) by New Mexico State; results in Interception
0:05 (1p, -5 yds) by Kentucky; results in End of Half

LSU DRIVE CHARTS

vs. Wisconsin

Qtr.	Time	Start	PI-Yds	TOP	Result
1st	15:00	L 15	6-16	2:50	Punt
1st	9:05	L 27	4-15	1:51	Punt
1st	5:07	L 20	1-80	0:20	TOUCHDOWN
1st	3:35	W 48	3-(-1)	1:32	Punt
2nd	13:24	L 16	3-3	1:06	Punt
2nd	10:35	L 29	2-2	0:25	Fumble
2nd	7:36	L 29	4-13	1:35	Punt
2nd	4:21	L 38	3-(-9)	2:06	Punt
2nd	1:26	L 31	4-22	1:05	Punt
3rd	12:24	L 37	9-50	4:43	FIELD GOAL
3rd	6:11	L 40	9-30	4:00	FIELD GOAL
3rd	0:20	L 41	8-59	3:12	TOUCHDOWN
4th	11:04	L 47	3-53	1:23	TOUCHDOWN
4th	6:35	L 31	6-20	4:12	Punt
4th	1:26	L 35	5-7	1:26	End of Half

Sam Houston State

Qtr.	Time	Start	PI-Yds	TOP	Result
1st	13:45	L 06	1-94	0:13	TOUCHDOWN
1st	12:08	L 41	6-59	1:45	TOUCHDOWN
1st	7:56	L 21	9-79	4:00	TOUCHDOWN
1st	2:39	L 20	12-80	4:11	TOUCHDOWN
2nd	10:34	L 19	6-81	2:19	TOUCHDOWN
2nd	6:43	L 08	9-22	4:38	Punt
2nd	0:41	L 20	1-(-1)	0:41	End of Half
3rd	14:51	L 30	5-16	2:32	Punt
3rd	10:24	L 39	5-16	2:55	Punt
3rd	7:16	SH 01	1-1	0:05	TOUCHDOWN
3rd	6:06	L 31	3-(-5)	2:31	Punt
3rd	1:17	L 20	7-80	3:09	TOUCHDOWN
4th	12:24	SH 42	4-42	1:59	TOUCHDOWN
4th	7:12	L 24	7-40	3:56	Fumble
4th	0:00	L 42	0-0	0:00	End of Half

ULM

Qtr.	Time	Start	PI-Yds	TOP	Result
1st	15:00	L 40	3-9	2:06	Punt
1st	11:00	L 46	3-5	1:06	Punt
1st	9:01	50	12-45	5:41	FIELD GOAL
1st	1:49	L 15	10-85	3:38	TOUCHDOWN
2nd	11:41	L 18	3-1	2:13	Punt
2nd	6:58	L 11	6-34	2:43	Punt
2nd	2:09	L 39	4-24	1:27	Interception
3rd	10:11	L 46	8-54	2:49	TOUCHDOWN
3rd	5:58	U 34	5-34	2:32	TOUCHDOWN
3rd	2:16	L 42	10-58	4:57	TOUCHDOWN
4th	10:13	L 35	3-(-12)	1:59	Punt
4th	3:47	U 43	6-21	3:47	End of Half

OPPONENT DRIVE CHARTS

vs. Wisconsin

Qtr.	Time	Start	PI-Yds	TOP	Result
1st	12:10	W 24	6-76	3:05	TOUCHDOWN
1st	7:14	W 39	6-28	2:07	FIELD GOAL
1st	4:47	W 08	3-4	1:12	Punt
1st	2:03	W 13	9-48	3:39	Punt
2nd	12:18	W 17	3-4	1:43	Punt
2nd	10:10	L 31	5-31	2:34	TOUCHDOWN
2nd	6:01	W 14	3-4	1:40	Punt
2nd	2:15	W 29	3-7	0:49	Punt
2nd	0:21	W 08	1-(-2)	0:21	End of Half
3rd	15:00	W 25	6-75	2:36	TOUCHDOWN
3rd	7:41	W 30	3-5	1:30	Punt
3rd	2:11	W 25	3-8	1:51	Punt
4th	12:08	W 35	2-(-2)	1:04	Interception
4th	9:41	W 25	8-23	3:06	Interception
4th	2:23	W 10	3-(-2)	0:57	Punt

Sam Houston State

Qtr.	Time	Start	PI-Yds	TOP	Result
1st	15:00	SH 25	5-26	1:15	Interception
1st	13:32	SH 25	3-(-10)	1:24	Punt
1st	10:23	SH 25	7-54	2:27	Downs
1st	3:56	SH 25	3-5	1:17	Punt
2nd	13:20	SH 17	5-26	2:46	Punt
2nd	8:07	SH 24	4-27	1:24	Punt
2nd	2:05	SH 16	8-36	1:24	Punt
3rd	12:19	SH 13	3-9	1:55	Punt
3rd	7:29	SH 12	1-(-11)	0:13	Fumble
3rd	7:11	SH 25	3-5	1:05	Punt
3rd	3:35	SH 29	6-66	2:18	Interception
4th	13:00	SH 23	3-0	0:36	Punt
4th	10:14	SH 35	6-1	3:02	Punt
4th	3:16	SH 36	7-22	3:16	Downs

ULM

Qtr.	Time	Start	PI-Yds	TOP	Result
1st	12:54	U 05	3-(-1)	1:54	Punt
1st	9:54	U 22	3-5	0:53	Punt
1st	3:20	U 25	3-5	1:31	Punt
2nd	13:11	U 25	3-8	1:30	Punt
2nd	9:28	U 43	6-12	2:30	Punt
2nd	4:15	U 05	5-12	2:06	Punt
2nd	0:42	U 14	1-3	0:42	End of Half
3rd	14:50	U 10	7-7	4:39	Punt
3rd	6:58	U 28	3-(-1)	1:00	Punt
3rd	3:17	U 18	3-1	1:01	Punt
4th	12:19	U 25	3-9	2:06	Punt
4th	8:14	U 20	8-23	4:27	Fumble

LSU DRIVE CHARTS

Mississippi State

Qtr.	Time	Start	PI-Yds	TOP	Result
1st	15:00	L 25	3-7	2:03	Punt
1st	10:47	L 25	3-(3)	2:33	Punt
1st	6:08	L 36	8-62	4:02	Downs
1st	0:45	L 25	8-20	4:12	Punt
2nd	9:22	L 14	7-32	2:38	Punt
2nd	3:56	L 42	8-45	2:36	FIELD GOAL
2nd	0:30	L 19	2-14	0:30	End of half
3rd	14:48	M 25	0-0	0:00	TOUCHDOWN
3rd	12:35	L 23	3-9	1:48	Punt
3rd	9:35	L 25	6-13	2:19	Punt
3rd	6:09	L 35	3-4	0:53	Punt
4th	14:43	L 33	7-67	2:09	TOUCHDOWN
4th	9:34	L 09	3-(7)	1:39	Punt
4th	3:43	L 05	6-95	1:48	TOUCHDOWN
4th	1:42	M 30	2-30	0:15	TOUCHDOWN
4th	0:20	L 20	4-34	0:20	Interception

New Mexico State

Qtr.	Time	Start	PI-Yds	TOP	Result
1st	13:29	L 26	3-24	1:04	Fumble
1st	11:30	L 20	3-(-4)	2:07	Punt
1st	6:50	L 20	1-0	0:10	Interception
1st	5:31	L 23	3-16	0:44	Interception
1st	4:06	N 40	5-40	1:59	TOUCHDOWN
1st	1:21	L 35	1-5	0:12	Fumble
1st	0:19	N 00	0-0	0:00	TOUCHDOWN
2nd	12:45	L 11	3-3	1:34	Punt
2nd	9:28	L 20	11-80	3:36	TOUCHDOWN
2nd	5:16	L 38	3-62	1:10	TOUCHDOWN
2nd	3:14	L 30	5-70	1:25	TOUCHDOWN
2nd	1:00	N 03	1-3	0:04	TOUCHDOWN
3rd	15:00	L 25	8-75	4:42	TOUCHDOWN
3rd	6:40	L 26	10-74	4:52	TOUCHDOWN
3rd	1:04	L 35	6-65	3:24	TOUCHDOWN
4th	10:08	L 22	3-2	3:21	Punt
4th	4:53	L 16	8-48	4:53	End of Half

at Auburn

Qtr.	Time	Start	PI-Yds	TOP	Result
1st	15:00	L 25	3-5	1:37	Punt
1st	10:16	L 25	3-9	1:26	Punt
1st	6:59	L 20	3-2	2:06	Punt
1st	3:38	L 25	5-75	2:14	TOUCHDOWN
2nd	14:27	L 25	3-6	1:37	Punt
2nd	9:56	L 18	3-8	2:16	Punt
2nd	5:43	L 20	6-20	1:18	Punt
2nd	2:12	L 25	7-50	2:12	End of Half
3rd	12:41	L 22	3-1	1:56	Punt
3rd	7:25	L 24	3-(-3)	1:08	Punt
3rd	5:28	A 35	4-9	1:44	Downs
3rd	2:09	L 14	8-62	3:02	Downs
4th	8:42	L 13	9-76	4:37	Downs

OPPONENT DRIVE CHARTS

Mississippi State

Qtr.	Time	Start	PI-Yds	TOP	Result
1st	12:57	M 49	6-51	2:10	TOUCHDOWN
1st	8:14	M 22	5-2	2:06	Punt
1st	2:06	M 02	5-98	1:21	TOUCHDOWN
2nd	11:33	M 17	5-73	2:07	FIELD GOAL
2nd	6:44	M 04	5-11	2:48	Punt
2nd	1:20	M 25	4-18	0:50	Punt
3rd	15:00	M 25	1-0	0:12	Fumble
3rd	14:48	M 25	6-75	2:04	TOUCHDOWN
3rd	10:47	M 23	3-77	1:12	TOUCHDOWN
3rd	7:16	M 20	3-6	1:07	Punt
3rd	5:16	M 01	16-88	5:27	FIELD GOAL
4th	12:34	M 25	4-27	3:00	Punt
4th	7:55	L 46	7-41	4:12	Downs
4th	1:55	L 46	2-(-24)	0:13	Fumble
4th	1:26	M 50	3-6	1:06	Punt
4th	0:00	M 01	0-0	0:00	End of half

New Mexico State

Qtr.	Time	Start	PI-Yds	TOP	Result
1st	15:00	N 25	6-17	1:31	Interception
1st	12:25	N 50	3-8	0:55	Punt
1st	9:23	N 27	6-19	2:33	Punt
1st	6:40	N 43	5-34	1:09	Missed FG
1st	4:47	N 36	3-3	0:41	Punt
1st	2:07	N 25	3-2	0:46	Punt
1st	1:09	L 40	2-(-26)	0:50	Interception
1st	0:19	N 35	8-23	2:34	Punt
2nd	11:11	N 48	5-10	1:43	Punt
2nd	5:52	N 25	3-1	0:36	Punt
2nd	3:59	N 22	2-78	0:45	TOUCHDOWN
2nd	1:49	N 25	3-14	0:49	Fumble
2nd	0:56	N 25	3-13	0:56	End of Half
3rd	10:18	N 25	9-49	3:38	Fumble
3rd	1:48	N 25	3-0	0:44	Punt
4th	12:40	N 25	4-20	2:32	Punt
4th	6:47	N 35	3-9	1:54	Punt

at Auburn

Qtr.	Time	Start	PI-Yds	TOP	Result
1st	13:23	A 22	8-49	3:07	FIELD GOAL
1st	8:50	A 33	5-67	1:45	TOUCHDOWN
1st	4:53	A 40	5-60	1:15	TOUCHDOWN
1st	1:16	A 28	7-72	1:49	TOUCHDOWN
2nd	12:50	A 21	7-32	2:54	Punt
2nd	7:40	A 41	3-4	1:57	Punt
2nd	4:25	A 19	7-81	2:13	TOUCHDOWN
3rd	15:00	A 25	6-13	2:19	Punt
3rd	10:45	A 46	7-29	3:12	FIELD GOAL
3rd	6:17	A 33	2-2	0:49	Fumble
3rd	3:44	A 26	4-23	1:35	Punt
4th	14:07	A 24	9-76	5:23	TOUCHDOWN
4th	4:05	A 11	6-44	4:05	End of half

LSU DRIVE CHARTS

at Florida

Qtr.	Time	Start	PI-Yds	TOP	Result
1st	12:40	L 20	6-(-10)	3:48	Punt
1st	8:52	L 19	3-5	1:51	Punt
1st	6:54	F 32	2-32	0:33	TOUCHDOWN
1st	2:32	L 14	6-19	2:45	Punt
2nd	11:07	L 25	12-75	6:55	TOUCHDOWN
2nd	2:17	L 30	3-3	0:53	Punt
3rd	15:00	L 25	3-9	1:36	Punt
3rd	11:58	L 35	13-65	8:16	TOUCHDOWN
3rd	0:50	L 20	7-22	3:20	Punt
4th	8:42	L 11	3-0	1:54	Punt
4th	6:10	L 25	9-75	3:30	TOUCHDOWN
4th	1:49	L 18	3-(-4)	0:55	Punt
4th	0:24	F 36	3-3	0:21	FIELD GOAL

Kentucky

Qtr.	Time	Start	PI-Yds	TOP	Result
1st	15:00	K 29	6-29	2:51	TOUCHDOWN
1st	11:00	L 48	8-48	3:30	FIELD GOAL
1st	5:47	K 00	0-0	0:00	TOUCHDOWN
1st	1:15	L 25	9-30	2:48	Punt
2nd	12:04	L 22	6-(-2)	3:25	Punt
2nd	5:16	L 31	3-6	1:40	Punt
2nd	1:33	L 47	3-53	0:49	TOUCHDOWN
2nd	0:42	K 37	4-19	0:35	FIELD GOAL
3rd	13:03	L 36	5-64	2:26	TOUCHDOWN
3rd	8:00	L 26	3-9	1:49	Punt
3rd	4:19	L 47	3-53	0:52	TOUCHDOWN
4th	13:12	L 10	9-65	5:53	Interception
4th	6:18	L 35	9-39	6:18	End of Half

Ole Miss

Qtr.	Time	Start	PI-Yds	TOP	Result
1st	12:41	L 25	11-63	5:48	Missed FG
1st	3:52	L 30	6-70	2:33	Fumble
1st	0:00	L 32	4-20	1:50	Fumble
2nd	11:54	L 06	17-90	9:07	FIELD GOAL
2nd	0:38	L 22	1-0	0:38	End of Half
3rd	14:54	L 32	4-21	2:08	Punt
3rd	7:58	L 04	3-7	2:03	Punt
3rd	3:55	L 04	4-13	3:03	Interception
3rd	0:52	L 17	3-4	1:02	Punt
4th	13:56	L 25	3-22	1:09	Interception
4th	11:06	L 05	13-95	5:59	TOUCHDOWN
4th	1:44	L 33	3-(-2)	0:25	Punt
4th	0:02	L 02	1-2	0:02	End of Half

OPPONENT DRIVE CHARTS

at Florida

Qtr.	Time	Start	PI-Yds	TOP	Result
1st	15:00	F 19	6-19	2:20	Punt
1st	8:52	L 00	0-0	0:00	TOUCHDOWN
1st	7:01	F 30	1-2	0:07	Fumble
1st	6:21	F 25	8-75	3:49	TOUCHDOWN
2nd	14:47	F 29	8-54	3:40	FIELD GOAL
2nd	4:12	F 15	5-13	1:55	Interception
2nd	1:24	F 10	3-1	1:24	End of half
3rd	13:24	F 24	3-4	1:26	Punt
3rd	3:42	F 25	7-12	2:52	Punt
4th	12:30	F 16	8-45	3:48	Punt
4th	6:48	L 09	2-9	0:38	TOUCHDOWN
4th	2:40	F 25	5-74	0:51	FIELD GOAL
4th	0:54	F 42	3-13	0:30	Interception
4th	0:00	F 50	0-0	0:00	End of Half

Kentucky

Qtr.	Time	Start	PI-Yds	TOP	Result
1st	12:09	K 25	3-(-3)	1:09	Punt
1st	7:23	K 18	3-0	1:36	Punt
1st	5:42	K 18	13-66	4:27	FIELD GOAL
2nd	13:27	K 09	6-36	1:23	Punt
2nd	8:39	K 36	8-33	3:23	Downs
2nd	3:36	K 07	4-19	2:03	Punt
2nd	0:05	K 46	1-(-5)	0:05	End of Half
3rd	15:00	K 25	3-5	1:57	Punt
3rd	10:30	K 29	5-10	2:30	Punt
3rd	6:11	K 24	3-5	1:52	Punt
3rd	3:27	K 25	12-66	5:15	Downs
4th	7:19	K 20	3-0	1:01	Punt

Ole Miss

Qtr.	Time	Start	PI-Yds	TOP	Result
1st	15:00	M 25	5-20	2:19	Punt
1st	6:53	M 20	8-50	3:01	Downs
1st	1:19	M 20	6-80	1:12	TOUCHDOWN
2nd	13:10	M 48	3-16	1:16	Punt
2nd	2:41	M 09	8-30	2:03	Punt
3rd	12:46	M 02	10-55	4:48	Punt
3rd	5:55	L 34	3-(9)	2:00	Punt
3rd	0:00	M 49	3-(20)	0:00	Punt
4th	14:50	M 35	3-(1)	0:54	Punt
4th	12:47	M 35	3-7	1:41	Punt
4th	5:00	M 32	7-21	3:16	Downs
4th	1:19	M 25	9-45	1:17	Interception

LSU SUPERLATIVES**Highs**

Points Scored	63 vs. New Mexico State (9/27)
Total Yards	584 vs. Sam Houston State (9/6)
Rushing Yards	363 vs. New Mexico State (9/27)
Rushing Attempts	58 vs. Sam Houston State (9/6)
Rushing TDs	5 vs. New Mexico State (9/27)
Passing Yards	341 vs. Mississippi State (9/20)
Passes Completed	20 vs. Mississippi State (9/20)
Passes Attempted	36 vs. Mississippi State (9/20)
Passing TDs	4 vs. Sam Houston State (9/6)
Passes Intercepted	2 vs. Wisc. (8/30), SHSU (9/6), NMSU (9/27) & at UF (10/11)
First Downs	29 vs. New Mexico State (9/27)
Penalties	10 vs. Kentucky (10/18)
Penalty Yards	80 at Florida (10/11) and vs. Kentucky (10/18)
Sacks	7 vs. Sam Houston State (9/6)

Lows

Points Scored	7 at Auburn (10/4)
Total Yards	280 at Auburn (10/4)
Rushing Yards	89 vs. Mississippi State (9/20)
Rushing Attempts	36 vs. Mississippi State (9/20) & at Auburn (10/4)
Rushing TDs	0 vs. Ole Miss (10/25)
Passing Yards	110 at Auburn (10/4) & at Florida (10/11)
Passes Completed	7 vs. Kentucky (10/18)
Passes Attempted	15 vs. Kentucky (10/18)
Passing TDs	0 vs. ULM (9/13) & at Auburn (10/4)
Passes Intercepted	0 vs. ULM (9/13), MSU (9/20) & at AU (10/4)
First Downs	13 at Auburn (10/4)
Penalties	3 vs. Mississippi State (9/20)
Penalty Yards	28 vs. Mississippi State (9/20)
Sacks	0 vs. Wisc. (8/30), NMSU (9/27) & at Florida (10/11)

Individual

All-Purpose Yds	225 by Leonard Fournette at Florida (10/11)
Rushing Yards	140 by Leonard Fournette at Florida (10/11)
Rushing Carries	27 by Leonard Fournette at Florida (10/11)
Rushing TDs	2 by Williams vs. ULM, Fournette vs. NMSU/at UF, & Magee vs. UK
Longest Rush	46 by Brandon Harris vs. Sam Houston State (9/6)
Passing Yards	239 by Anthony Jennings vs. Wisconsin (8/30)
Pass Completions	13 by Anthony Jennings vs. Mississippi State (9/20)
Passing Attempts	26 by Anthony Jennings vs. Mississippi State (9/20)
Passes Intercepted	2 by Anthony Jennings vs. NSMU (9/27) & Ole Miss (10/25)
Passing TDs	3 by Jennings vs. SHSU (9/6) & Harris vs. NMSU (9/27)
Longest Pass	94 by Anthony Jennings vs. Sam Houston State (9/6)
Receiving Yards	151 by Travin Dural vs. Wisconsin (8/30)
Receptions	6 by Travin Dural vs. ULM (9/13) & Miss. State (9/20)
Receiving TDs	3 by Travin Dural vs. Sam Houston State (9/6)
Longest Reception	94 by Travin Dural vs. Sam Houston State (9/6)
FG's Made	2 by Colby Delahoussaye vs. Wisc. (8/30) & vs. Kentucky (10/18)
FG's Attempted	2 by Colby Delahoussaye vs. Wisc., Kentucky, & Ole Miss
Longest FG Made	50 by Colby Delahoussaye at Florida (10/11)
PAT's	9 by Colby Delahoussaye vs. New Mexico State (9/27)
Punts	8 by Jamie Keehn vs. Wisc., MSU, at AU & at UF
Punts Average	51.1 by Jamie Keehn vs. Mississippi State (9/20)
Longest Punt	64 by Jamie Keehn vs. Wisconsin (8/30)
Punt Return Yds	114 by Tre'Davious White vs. Kentucky (10/18)
Longest Punt Ret.	67 by Tre'Davious White vs. Kentucky (10/18)
KO Return Yards	117 by Leonard Fournette vs. Wisconsin (8/30)
Longest KO Ret.	49 by Terrence Magee vs. Kentucky (10/18)
Total Tackles	13 by K. Alexander & Martin vs. Mississippi State (9/20)
Tackles for Loss	2.5 by Kwon Alexander vs. Ole Miss (10/25)
Sacks	2.0 by Sione Teuhema vs. Sam Houston State (9/6)
Interceptions	1 by players vs. Wisc./SHSU/NMSU/at UF/Kentucky/Ole Miss
Int. Return Yards	29 by Kendell Beckwith vs. New Mexico State (9/27)

OPPONENT SUPERLATIVES**Highs**

Points Scored	41 by Auburn (10/4)
Total Yards	570 by Mississippi State (9/20)
Rushing Yards	302 by Mississippi State (9/20)
Rushing Attempts	49 by Mississippi State (9/20) & Auburn (10/4)
Rushing TDs	3 by Wisconsin (8/30) & Auburn (10/4)
Passing Yards	268 by Mississippi State (9/20) & Auburn (10/4)
Passes Completed	19 by Kentucky (10/18)
Passes Attempted	36 by Kentucky (10/18)
Passing TDs	2 by Mississippi State (9/20) & Auburn (10/4)
Passes Intercepted	2 by New Mexico State (9/27) & Ole Miss (10/25)
First Downs	25 by Auburn (10/4)
Penalties	8 by Ole Miss (10/25)
Penalty Yards	80 by Auburn (10/4)
Sacks	4 by Florida (10/11)

Lows

Points Scored	0 by Sam Houston State (9/6) & ULM (9/13)
Total Yards	93 by ULM (9/13)
Rushing Yards	16 by ULM (9/13)
Rushing Attempts	18 by ULM (9/13)
Rushing TDs	0 by Sam Houston State, ULM, Kentucky & Ole Miss
Passing Yards	50 by Wisconsin (8/30)
Passes Completed	8 by Wisconsin (8/30)
Passes Attempted	24 by Wisconsin (8/30)
Passing TDs	0 by Wisc., SHSU, ULM, NMSU, & UK
Passes Intercepted	0 by Wisc. (8/30), SHSU (9/6), Auburn (10/4), & UF (10/11)
First Downs	6 by ULM (9/13)
Penalties	2 by Sam Houston State (9/6)
Penalty Yards	26 by Wisconsin (8/30)
Sacks	0 by Ole Miss (10/25)

Individual

All-Purpose Yds	201 by Josh Robinson for Mississippi State (9/20)
Rushing Yards	197 by Josh Robinson for Mississippi State (9/20)
Rushing Carries	24 by Cameron Artis-Payne for Auburn (10/4)
Rushing TDs	2 by Nick Marshall for Auburn (10/4)
Longest Rush	79 by Andrew Allen for New Mexico State (9/27)
Passing Yards	268 by Dak Prescott for Mississippi State (9/20)
Pass Completions	19 by Patrick Towles for Kentucky (10/18)
Passing Attempts	36 by Patrick Towles for Kentucky (10/18)
Passes Intercepted	2 by players for Wisc., SHSU, NMSU, & Florida
Passing TDs	2 by Prescott for Mississippi State (9/20) & Marshall for AU (10/4)
Longest Pass	74 by Dak Prescott for Mississippi State (9/20)
Receiving Yards	144 by Sammie Coates for Auburn (10/4)
Receptions	6 by Rashon Ceaser for ULM & Brandon Powell for Florida
Receiving TDs	1 by multiple players for MSU, Auburn, Florida & Ole Miss
Longest Reception	74 by Jameon Lewis for Mississippi State (9/20)
FG's Made	2 by Sobiesk for MSU, Carlson for AU & Velez for Florida
FG's Attempted	2 by Sobiesk for MSU, Carlson for AU & Velez for Florida
Longest FG Made	51 by Rafael Gaglianone for Wisconsin (8/30)
PAT's	5 by Daniel Carlson for Auburn (10/4)
Punts	10 by Manton for ULM (9/13) & Witkowski for NMSU (9/27)
Punts Average	47.5 by Kyle Christy for UF & Gary Wunderlich for Ole Miss
Longest Punt	63 by Kyle Christy for Florida (10/11)
Punt Return Yds	115 by Andre Debose for Florida (10/11)
Longest Punt Ret.	62 by Andre Debose for Florida (10/11)
KO Return Yards	79 by Keshawn Hill for Sam Houston State (9/6)
Longest KO Ret.	32 by Keshawn Hill for Sam Houston State (9/6)
Total Tackles	15 by Michael Caputo for Wisconsin (8/30)
Tackles for Loss	2.5 by Marcus Trotter for Wisc. & Alex McCalister for UF
Sacks	1.5 by Alex McCalister for Florida (10/11)
Interceptions	1 by players for ULM, MSU, NMSU, UF & UK
Int. Return Yards	1 by Lane for ULM (9/13) & by Redmond for MSU (9/20)

2014 LSU Football
LSU Game Results (as of Oct 27, 2014)
All games

Date	Opponent		Score	Overall	Conference	Time	Attend
Aug 30, 2014	vs #14 Wisconsin	W	28-24	1-0	0-0	3:28	71599
Sep 06, 2014	SAM HOUSTON ST.	W	56-0	2-0	0-0	3:10	100338
Sep 13, 2014	ULM	W	31-0	3-0	0-0	3:01	101194
*Sep 20, 2014	MISSISSIPPI ST.	L	29-34	3-1	0-1	3:37	102321
Sep 27, 2014	NEW MEXICO ST.	W	63-7	4-1	0-1	3:17	101987
*Oct 04, 2014	at #5 Auburn	L	7-41	4-2	0-2	3:18	87451
*Oct 11, 2014	at Florida	W	30-27	5-2	1-2	3:30	88014
*Oct 18, 2014	KENTUCKY	W	41-3	6-2	2-2	3:24	101581
*Oct 25, 2014	#3 OLE MISS	W	10-7	7-2	3-2	3:30	102321

2014 LSU Football
LSU Overall Team Statistics (as of Oct 27, 2014)
All games

Team Statistics	LS	OPP
SCORING	295	143
Points Per Game	32.8	15.9
FIRST DOWNS	191	135
Rushing	108	71
Passing	67	54
Penalty	16	10
RUSHING YARDAGE	2031	1437
Yards gained rushing	2250	1627
Yards lost rushing	219	190
Rushing Attempts	439	321
Average Per Rush	4.6	4.5
Average Per Game	225.7	159.7
TDs Rushing	22	10
PASSING YARDAGE	1697	1426
Comp-Att-Int	99-192-7	128-259-9
Average Per Pass	8.8	5.5
Average Per Catch	17.1	11.1
Average Per Game	188.6	158.4
TDs Passing	14	6
TOTAL OFFENSE	3728	2863
Total Plays	631	580
Average Per Play	5.9	4.9
Average Per Game	414.2	318.1
KICK RETURNS: #-Yards	19-474	19-373
PUNT RETURNS: #-Yards	20-235	16-179
INT RETURNS: #-Yards	9-79	7-0
KICK RETURN AVERAGE	24.9	19.6
PUNT RETURN AVERAGE	11.8	11.2
INT RETURN AVERAGE	8.8	0.0
FUMBLES-LOST	17-6	13-8
PENALTIES-Yards	55-463	45-398
Average Per Game	51.4	44.2
PUNTS-Yards	52-2342	67-2715
Average Per Punt	45.0	40.5
Net punt average	41.2	34.9
KICKOFFS-Yards	53-3334	34-2100
Average Per Kick	62.9	61.8
Net kick average	41.2	39.0
TIME OF POSSESSION/Game	33:21	26:39
3RD-DOWN Conversions	45/117	38/132
3rd-Down Pct	38%	29%
4TH-DOWN Conversions	6/10	5/12
4th-Down Pct	60%	42%
SACKS BY-Yards	15-86	16-116
MISC YARDS	0	0
TOUCHDOWNS SCORED	39	17
FIELD GOALS-ATTEMPTS	8-9	8-9
ON-SIDE KICKS	1-3	0-0
RED-ZONE SCORES	(29-34) 85%	(15-19) 79%
RED-ZONE TOUCHDOWNS	(23-34) 68%	(10-19) 53%
PAT-ATTEMPTS	(33-35) 94%	(17-17) 100%
ATTENDANCE	609742	175465
Games/Avg Per Game	6/101624	2/87732
Neutral Site Games		1/71599

Score by Quarters	1st	2nd	3rd	4th	OT	Total
LSU	75	73	68	79	0	295
Opponents	65	34	24	20	0	143

2014 LSU Football
LSU Overall Individual Statistics (as of Oct 27, 2014)
All games

Rushing	gp-gs	att	gain	loss	net	avg	td	lg	avg/g
L. Fournette	9-3	131	671	14	657	5.0	7	40	73.0
Terrence Magee	9-1	69	424	6	418	6.1	3	38	46.4
Kenny Hilliard	9-5	84	419	3	416	5.0	6	28	46.2
Darrel Williams	8-0	50	255	5	250	5.0	3	22	31.2
Brandon Harris	8-1	25	182	30	152	6.1	3	46	19.0
A. Jennings	9-8	61	247	130	117	1.9	0	31	13.0
Miquel James	1-0	2	24	0	24	12.0	0	19	24.0
Melvin Jones	8-1	4	12	0	12	3.0	0	6	1.5
Trey Quinn	9-6	2	11	0	11	5.5	0	9	1.2
K. Beckwith	9-3	1	5	0	5	5.0	0	5	0.6
Travin Dural	9-9	1	0	5	-5	-5.0	0	0	-0.6
TEAM	8-0	9	0	26	-26	-2.9	0	0	-3.2
Total	9	439	2250	219	2031	4.6	22	46	225.7
Opponents	9	321	1627	190	1437	4.5	10	79	159.7

Punt Returns	no.	yds	avg	td	lg
T. White	19	228	12.0	1	67
Trey Quinn	1	7	7.0	0	7
Total	20	235	11.8	1	67
Opponents	16	179	11.2	1	62

Interceptions	no.	yds	avg	td	lg
Ronald Martin	2	9	4.5	0	8
T. White	2	0	0.0	0	0
R. Jefferson	2	41	20.5	0	23
Jalen Mills	1	0	0.0	0	0
Dwayne Thomas	1	0	0.0	0	0
K. Beckwith	1	29	29.0	1	29
Total	9	79	8.8	1	29
Opponents	7	0	0.0	0	0

Passing	gp-gs	effic	comp-att-int	pct	yds	td	lg	avg/g
A. Jennings	9-8	130.81	72-144-5	50.0	1190	8	94	132.2
Brandon Harris	8-1	175.04	25-45-2	55.6	452	6	52	56.5
TEAM	8-0	0.00	0-1-0	0.0	0	0	0	0.0
Terrence Magee	9-1	469.60	1-1-0	100.0	44	0	44	4.9
Brad Kragthorpe	1-0	192.40	1-1-0	100.0	11	0	11	11.0
Total	9	142.58	99-192-7	51.6	1697	14	94	188.6
Opponents	9	96.36	128-259-9	49.4	1426	6	74	158.4

Kick Returns	no.	yds	avg	td	lg
L. Fournette	18	425	23.6	0	40
Terrence Magee	1	49	49.0	0	49
Total	19	474	24.9	0	49
Opponents	19	373	19.6	0	32

Receiving	gp-gs	no.	yds	avg	td	lg	avg/g
Travin Dural	9-9	27	676	25.0	7	94	75.1
Trey Quinn	9-6	16	190	11.9	0	27	21.1
Malachi Dupre	8-2	11	257	23.4	4	52	32.1
Terrence Magee	9-1	10	122	12.2	0	32	13.6
John Diarse	9-0	9	165	18.3	1	37	18.3
L. Fournette	9-3	7	127	18.1	0	40	14.1
Darrel Williams	8-0	5	55	11.0	0	25	6.9
Melvin Jones	8-1	5	22	4.4	1	5	2.8
Travis Dickson	9-0	4	45	11.2	0	27	5.0
Kenny Hilliard	9-5	4	35	8.8	0	12	3.9
Logan Stokes	8-2	1	3	3.0	1	3	0.4
Total	9	99	1697	17.1	14	94	188.6
Opponents	9	128	1426	11.1	6	74	158.4

Fumble Returns	no.	yds	avg	td	lg
Danielle Hunter	1	25	25.0	1	25
Jalen Mills	1	36	36.0	0	36
Jermauria Rasco	1	4	4.0	0	4
Total	3	65	21.7	1	36
Opponents	0	0	0.0	0	0

2014 LSU Football
LSU Overall Individual Statistics (as of Oct 27, 2014)
All games

Scoring	td	fg	PAT				dpx	saf	pts
			kick	rush	rcv	pass			
C. Delahoussaye	-	8-9	33-35	-	-	-	-	-	57
Travin Dural	7	-	-	-	-	-	-	-	42
L. Fournette	7	-	-	-	-	-	-	-	42
Kenny Hilliard	6	-	-	1-1	-	-	-	-	38
Malachi Dupre	4	-	-	-	-	-	-	-	24
Darrel Williams	3	-	-	-	-	-	-	-	18
Brandon Harris	3	-	-	0-1	-	-	-	-	18
Terrence Magee	3	-	-	-	-	-	-	-	18
Logan Stokes	1	-	-	-	-	-	-	-	6
Melvin Jones	1	-	-	-	-	-	-	-	6
K. Beckwith	1	-	-	-	-	-	-	-	6
John Diarse	1	-	-	-	-	-	-	-	6
T. White	1	-	-	-	-	-	-	-	6
Danielle Hunter	1	-	-	-	-	-	-	-	6
Trey Quinn	-	-	-	-	1	-	-	-	2
A. Jennings	-	-	-	0-1	-	1-1	-	-	0
Total	39	8-9	33-35	1-3	1	1-1	-	-	295
Opponents	17	8-9	17-17	-	-	-	-	-	143

Total Offense	g	plays	rush	pass	total	avg/g
A. Jennings	9	205	117	1190	1307	145.2
L. Fournette	9	131	657	0	657	73.0
Brandon Harris	8	70	152	452	604	75.5
Terrence Magee	9	70	418	44	462	51.3
Kenny Hilliard	9	84	416	0	416	46.2
Darrel Williams	8	50	250	0	250	31.2
Miquel James	1	2	24	0	24	24.0
Melvin Jones	8	4	12	0	12	1.5
Brad Kragthorpe	1	1	0	11	11	11.0
Trey Quinn	9	2	11	0	11	1.2
K. Beckwith	9	1	5	0	5	0.6
Travin Dural	9	1	-5	0	-5	-0.6
TEAM	8	10	-26	0	-26	-3.2
Total	9	631	2031	1697	3728	414.2
Opponents	9	580	1437	1426	2863	318.1

Field Goals	fg	pct.	01-19	20-29	30-39	40-49	50-99	lg	blk
C. Delahoussaye	8-9	88.9	0-0	3-4	3-3	1-1	1-1	50	0

FG Sequence	LSU	Opponents
Wisconsin	(30),(47)	(51)
Sam Houston St.	-	-
ULM	(21)	-
Mississippi St.	(30)	(27),(28)
New Mexico St.	-	40
Auburn	-	(46),(42)
Florida	(50)	(34),(18)
Kentucky	(21),(35)	(33)
Ole Miss	28,(21)	-

Punting	no.	yds	avg	lg	tb	fc	i20	50+	blk
Jamie Keehn	52	2342	45.0	64	1	20	19	15	0
Total	52	2342	45.0	64	1	20	19	15	0
Opponents	67	2715	40.5	63	7	18	18	11	0

Kickoffs	no.	yds	avg	tb	ob	retn	net	ydln
Trent Domingue	39	2491	63.9	24	1			
Cameron Gamble	13	827	63.6	7	1			
C. Delahoussaye	1	16	16.0	0	1			
Total	53	3334	62.9	31	3	19.6	41.2	23
Opponents	34	2100	61.8	12	0	24.9	39.0	26

Numbers in (parentheses) indicate field goal was made.

2014 LSU Football
LSU Overall Individual Statistics (as of Oct 27, 2014)
All games

<u>All Purpose</u>	<u>g</u>	<u>rush</u>	<u>rcv</u>	<u>pr</u>	<u>kr</u>	<u>ir</u>	<u>total</u>	<u>avg/g</u>
L. Fournette	9	657	127	0	425	0	1209	134.3
Travin Dural	9	-5	676	0	0	0	671	74.6
Terrence Magee	9	418	122	0	49	0	589	65.4
Kenny Hilliard	9	416	35	0	0	0	451	50.1
Darrel Williams	8	250	55	0	0	0	305	38.1
Malachi Dupre	8	0	257	0	0	0	257	32.1
T. White	9	0	0	228	0	0	228	25.3
Trey Quinn	9	11	190	7	0	0	208	23.1
John Diarse	9	0	165	0	0	0	165	18.3
Brandon Harris	8	152	0	0	0	0	152	19.0
A. Jennings	9	117	0	0	0	0	117	13.0
Travis Dickson	9	0	45	0	0	0	45	5.0
R. Jefferson	9	0	0	0	0	41	41	4.6
Melvin Jones	8	12	22	0	0	0	34	4.2
K. Beckwith	9	5	0	0	0	29	34	3.8
Miquel James	1	24	0	0	0	0	24	24.0
Ronald Martin	9	0	0	0	0	9	9	1.0
Logan Stokes	8	0	3	0	0	0	3	0.4
TEAM	8	-26	0	0	0	0	-26	-3.2
Total	9	2031	1697	235	474	79	4516	501.8
Opponents	9	1437	1426	179	373	0	3415	379.4

2014 LSU Football
LSU Overall Defensive Statistics (as of Oct 27, 2014)
All games

##	Defensive Leaders	gp-gs	Tackles				tfl/yds	Sacks no-yds	Pass defense			Fumbles		blkd	
			ua	a	tot				int-yds	brup	qbh	rcv-yds	ff	kick	saf
4	Kwon Alexander	8-8	27	30	57	6.0-10	.	.	.	5	.	2	.	.	
94	Danielle Hunter	9-9	24	31	55	10.0-37	1.5-7	.	3	2	1-25	1	.	.	
52	K. Beckwith	9-3	20	32	52	4.0-14	1.5-10	1-29	3	2	1-0	.	.	.	
26	Ronald Martin	9-9	19	29	48	.	.	2-9	7	.	.	2	.	.	
59	Jermauria Rasco	9-9	14	28	42	4.5-19	3.0-16	.	1	5	1-4	.	.	.	
33	Jamal Adams	9-0	21	21	42	2.0-3	1.0-1	.	4	
28	Jalen Mills	9-9	16	20	36	3.0-4	.	1-0	4	1	1-36	.	.	.	
31	D.J. Welter	9-6	5	26	31	1.0-11	1.0-11	.	1	1	1-0	1	.	.	
91	C. LaCouture	9-9	5	21	26	2.5-6	1.5-6	.	2	1	
57	D. Godchaux	9-6	4	21	25	1.0-2	1	.	.	
13	Dwayne Thomas	5-0	8	16	24	2.5-11	1.5-10	1-0	1	2	1-0	.	.	.	
29	R. Jefferson	9-0	11	10	21	1.5-3	.	2-41	2	1	
16	T. White	9-9	14	7	21	3.0-4	1.0-2	2-0	4	1	
45	Deion Jones	9-1	8	12	20	2.0-3	.	.	.	1	1-0	.	.	.	
32	Jalen Collins	9-3	14	6	20	1.0-2	.	.	6	
23	Lamar Louis	8-8	7	12	19	1.0-1	.	.	1	2	
40	Duke Riley	9-1	5	13	18	
21	R. Robinson	8-6	8	9	17	1.0-6	.	.	1	
46	Tashawn Bower	9-0	2	11	13	1.5-2	.	.	.	1	
95	Quentin Thomas	7-3	1	7	8	0.5-1	.	.	1	
58	Sione Teuhema	5-0	3	4	7	2.0-19	2.0-19	
98	Deondre Clark	8-0	.	6	6	0.5-0	.	.	.	3	
22	Ronnie Feist	4-0	.	4	4	1-0	.	.	.	
99	Greg Gilmore	4-0	1	3	4	0.5-3	0.5-3	
92	Lewis Neal	9-0	1	2	3	1.5-4	
97	Frank Herron	4-0	2	1	3	
96	Mickey Johnson	2-0	.	3	3	
54	Justin Maclin	4-0	.	3	3	0.5-1	0.5-1	.	.	1	
24	Ed Paris	9-0	.	3	3	
90	Maquedius Bain	8-0	1	2	3	.	.	.	1	
39	Russell Gage	2-0	1	1	2	
18	Terrence Magee	9-1	.	2	2	
85	Dillon Gordon	9-9	1	.	1	
4A	Tommy LeBeau	5-0	.	1	1	
34	Darrel Williams	8-0	1	.	1	
15	Malachi Dupre	8-2	1	.	1	
50	Reid Ferguson	9-0	.	1	1	
35	Devin Voorhies	4-0	.	1	1	
14	Trent Domingue	9-0	1	.	1	
93	M.J. Patterson	3-0	.	1	1	
Total		9	246	400	646	53-166	15-86	9-79	42	29	8-65	7	.	.	
Opponents		9	268	510	778	41-178	16-116	7-0	27	24	6-0	5	.	.	

2014 LSU Football
LSU Team Game-by-Game (as of Oct 27, 2014)
All games

TEAM STATISTICS

Date	Opponent	Rushing				Receiving				Passing				Kick Returns				Punt Returns				tot off
		no.	yds	td	lg	no.	yds	td	lg	cmp-att-int	yds	td	lg	no.	yds	td	lg	no.	yds	td	lg	
Aug 30	vs Wisconsin	47	126	1	28	9	239	2	80	9-21-0	239	2	80	5	117	0	33	3	16	0	9	365
Sep 06	SAM HOUSTON ST.	58	334	4	46	11	250	4	94	11-18-0	250	4	94	1	22	0	22	3	40	0	30	584
Sep 13	ULM	52	219	4	24	12	153	0	32	12-20-1	153	0	32	1	40	0	40	4	31	0	26	372
Sep 20	MISSISSIPPI ST.	36	89	1	20	20	341	2	49	20-36-1	341	2	49	3	60	0	27	0	0	0	0	430
Sep 27	NEW MEXICO ST.	54	363	5	26	14	200	3	33	14-20-2	200	3	33	0	0	0	0	3	24	0	12	563
Oct 04	at Auburn	36	138	1	32	8	142	0	52	8-24-0	142	0	52	2	44	0	24	1	10	0	10	280
Oct 11	at Florida	50	195	3	20	10	110	1	41	10-22-0	110	1	41	4	85	0	25	0	0	0	0	305
Oct 18	KENTUCKY	51	303	3	38	7	120	1	32	7-15-1	120	1	32	1	49	0	49	4	114	1	67	423
Oct 25	OLE MISS	55	264	0	25	8	142	1	40	8-16-2	142	1	40	2	57	0	32	2	0	0	3	406
Opponents		439	2031	22	46	99	1697	14	94	99-192-7	1697	14	94	19	474	0	49	20	235	1	67	3728
Opponents		321	1437	10	79	128	1426	6	74	128-259-9	1426	6	74	19	373	0	32	16	179	1	62	2863

Games played: 9
 Avg per rush: 4.6
 Avg per catch: 17.1
 Pass efficiency: 142.58
 Kick ret avg: 24.9
 Punt ret avg: 11.8
 All purpose avg/game: 501.8
 Total offense avg/gm: 414.2

Date	Opponent	Tackles				Sacks no-yds	Fumble		Pass Defense			Blkd kick	PAT Attempts				pts	
		ua	a	total	tfl-yds		ff	fr-yds	int-yds	qbh	brup		kick	rush	rcv	saf		
Aug 30	vs Wisconsin	28	32	60	5.0-10	0.0-0	0	0-0	2-8	4	4	0	2-2	0	1	0	0	28
Sep 06	SAM HOUSTON ST.	25	50	75	10.0-60	7.0-51	1	1-0	2-18	5	1	0	6-7	1	0	0	56	
Sep 13	ULM	17	42	59	5.0-11	1.0-5	0	1-0	0-0	4	5	0	4-4	0	0	0	31	
Sep 20	MISSISSIPPI ST.	27	70	97	4.0-15	2.0-12	2	2-25	0-0	3	4	0	2-2	0	0	0	29	
Sep 27	NEW MEXICO ST.	24	58	82	5.0-16	0.0-0	2	2-36	2-29	4	4	0	9-9	0	0	0	63	
Oct 04	at Auburn	46	30	76	2.0-6	1.0-5	0	1-0	0-0	6	4	0	1-1	0	0	0	7	
Oct 11	at Florida	31	24	55	5.0-11	0.0-0	1	1-4	2-23	0	2	0	3-4	0	0	0	30	
Oct 18	KENTUCKY	23	48	71	8.0-20	2.0-6	0	0-0	0-0	1	6	0	5-5	0	0	0	41	
Oct 25	OLE MISS	25	46	71	9.0-17	2.0-7	1	0-0	1-1	2	12	0	1-1	0	0	0	10	
Opponents		246	400	646	53.0-166	15.0-86	7	8-65	9-79	29	42	0	33-35	1	1	0	295	
Opponents		268	510	778	41.0-178	16.0-116	5	6-0	7-0	24	27	0	17-17	0	0	0	143	

Date	Opponent	Punting							Field Goals			Kickoffs						
		no.	yds	avg	long	blkd	tb	fc	50+	i20	md-att	long	blkd	no.	yds	avg	tb	ob
Aug 30	vs Wisconsin	8	340	42.5	64	0	0	3	2	5	2-2	47	0	6	382	63.7	3	1
Sep 06	SAM HOUSTON ST.	4	175	43.8	56	0	0	2	1	3	0-0	0	0	9	579	64.3	5	0
Sep 13	ULM	5	239	47.8	59	0	0	1	3	2	1-1	21	0	6	375	62.5	3	0
Sep 20	MISSISSIPPI ST.	8	409	51.1	62	0	1	3	5	3	1-1	30	0	5	276	55.2	4	1
Sep 27	NEW MEXICO ST.	3	143	47.7	57	0	0	0	1	0	0-0	0	0	10	647	64.7	8	1
Oct 04	at Auburn	8	338	42.2	48	0	0	3	0	1	0-0	0	0	2	129	64.5	1	0
Oct 11	at Florida	8	363	45.4	52	0	0	4	2	2	1-1	50	0	6	375	62.5	3	0
Oct 18	KENTUCKY	4	178	44.5	57	0	0	3	1	2	2-2	35	0	6	385	64.2	3	0
Oct 25	OLE MISS	4	157	39.2	45	0	0	1	0	1	1-2	21	0	3	186	62.0	1	0
Opponents		52	2342	45.0	64	0	1	20	15	19	8-9	50	0	53	3334	62.9	31	3
Opponents		67	2715	40.5	63	0	7	18	11	18	8-9	51	0	34	2100	61.8	12	0

2014 LSU Football
LSU Opponent Game-by-Game (as of Oct 27, 2014)
All games

OPPONENT STATISTICS

Date	Opponent	Rushing				Receiving				Passing				Kick Returns				Punt Returns				tot off
		no.	yds	td	lg	no.	yds	td	lg	cmp	att	int	yds	td	lg	no.	yds	td	lg	no.	yds	
Aug 30	vs Wisconsin	39	268	3	63	8	50	0	14	8-24-2	50	0	14	2	31	0	25	1	-3	0	0	318
Sep 06	SAM HOUSTON ST.	36	50	0	10	9	156	0	48	9-28-2	156	0	48	4	93	0	32	2	2	0	2	206
Sep 13	ULM	18	16	0	6	16	77	0	12	16-30-0	77	0	12	3	51	0	20	2	6	0	6	93
Sep 20	MISSISSIPPI ST.	49	302	2	66	15	268	2	74	15-24-0	268	2	74	0	0	0	0	2	35	0	21	570
Sep 27	NEW MEXICO ST.	37	172	1	79	16	102	0	23	16-33-2	102	0	23	1	21	0	21	2	7	0	5	274
Oct 04	at Auburn	49	298	3	34	17	268	2	56	17-25-0	268	2	56	1	27	0	27	3	15	0	13	566
Oct 11	at Florida	32	123	1	35	14	183	1	73	14-25-2	183	1	73	3	54	0	20	2	115	1	62	306
Oct 18	KENTUCKY	27	71	0	20	19	146	0	33	19-36-0	146	0	33	3	60	0	28	1	1	0	1	217
Oct 25	OLE MISS	34	137	0	30	14	176	1	43	14-34-1	176	1	43	2	36	0	18	1	1	0	1	313
LSU		321	1437	10	79	128	1426	6	74	128-259-9	1426	6	74	19	373	0	32	16	179	1	62	2863
LSU		439	2031	22	46	99	1697	14	94	99-192-7	1697	14	94	19	474	0	49	20	235	1	67	3728

Games played: 9
 Avg per rush: 4.5
 Avg per catch: 11.1
 Pass efficiency: 96.36
 Kick ret avg: 19.6
 Punt ret avg: 11.2
 All purpose avg/game: 379.4
 Total offense avg/gm: 318.1

Date	Opponent	Tackles				Sacks no-yds	Fumble		Pass Defense			Blkd kick	PAT Attempts				pts		
		ua	a	total	tfl-yds		ff	fr-yds	int-yds	qbh	brup		kick	rush	rcv	saf			
Aug 30	vs Wisconsin	32	52	84	9.0-37	3.0-17	1	1-0	0-0	5	4	0	3-3	0	0	0	0	0	24
Sep 06	SAM HOUSTON ST.	33	60	93	3.0-9	1.0-4	0	1-0	0-0	0	3	0	0-0	0	0	0	0	0	0
Sep 13	ULM	28	66	94	4.0-16	2.0-12	0	0-0	1-0	2	1	0	0-0	0	0	0	0	0	0
Sep 20	MISSISSIPPI ST.	30	48	78	6.0-36	3.0-23	0	0-0	1-0	0	3	0	4-4	0	0	0	0	34	
Sep 27	NEW MEXICO ST.	30	66	96	1.0-9	1.0-9	2	2-0	2-0	0	0	0	1-1	0	0	0	0	7	
Oct 04	at Auburn	32	24	56	7.0-16	1.0-5	0	0-0	0-0	10	6	0	5-5	0	0	0	0	41	
Oct 11	at Florida	29	58	87	7.0-37	4.0-33	0	0-0	0-0	5	5	0	3-3	0	0	0	0	27	
Oct 18	KENTUCKY	26	62	88	2.0-16	1.0-13	0	0-0	1-0	1	2	0	0-0	0	0	0	0	3	
Oct 25	OLE MISS	28	74	102	2.0-2	0.0-0	2	2-0	2-0	1	3	0	1-1	0	0	0	0	7	
LSU		268	510	778	41.0-178	16.0-116	5	6-0	7-0	24	27	0	17-17	0	0	0	0	143	
LSU		246	400	646	53.0-166	15.0-86	7	8-65	9-79	29	42	0	33-35	1	1	0	0	295	

Date	Opponent	Punting							Field Goals			Kickoffs						
		no.	yds	avg	long	blkd	tb	fc	50+	i20	md-att	long	blkd	no.	yds	avg	tb	ob
Aug 30	vs Wisconsin	8	300	37.5	57	0	0	1	2	1	1-1	51	0	5	314	62.8	0	0
Sep 06	SAM HOUSTON ST.	9	398	44.2	52	0	1	3	1	2	0-0	0	0	1	57	57.0	0	0
Sep 13	ULM	10	402	40.2	56	0	0	1	3	3	0-0	0	0	1	65	65.0	0	0
Sep 20	MISSISSIPPI ST.	6	243	40.5	44	0	1	5	0	2	2-2	28	0	7	450	64.3	4	0
Sep 27	NEW MEXICO ST.	10	381	38.1	54	0	3	3	1	2	0-1	0	0	2	72	36.0	0	0
Oct 04	at Auburn	4	151	37.8	45	0	0	2	0	2	2-2	46	0	8	507	63.4	5	0
Oct 11	at Florida	4	190	47.5	63	0	2	1	2	1	2-2	34	0	6	389	64.8	2	0
Oct 18	KENTUCKY	8	325	40.6	49	0	0	0	0	0	1-1	33	0	2	123	61.5	1	0
Oct 25	OLE MISS	8	325	40.6	54	0	0	2	2	5	0-0	0	0	2	123	61.5	0	0
LSU		67	2715	40.5	63	0	7	18	11	18	8-9	51	0	34	2100	61.8	12	0
LSU		52	2342	45.0	64	0	1	20	15	19	8-9	50	0	53	3334	62.9	31	3

Player Game-by-Game Statistics

PASSING

Anthony Jennings	Att	Cmp	Int	Yds	TD	Lng
vs. #14 Wisconsin	21	9	0	239	2	80
Sam Houston State	13	7	0	188	3	94
Louisiana-Monroe	18	11	1	139	0	32
Mississippi State	26	13	0	157	0	49
New Mexico State	5	2	2	11	0	7
at #5 Auburn	10	5	0	84	0	40
at Florida	21	10	0	110	1	41
Kentucky	14	7	0	120	1	32
#3 Ole Miss	16	8	2	142	1	40
Alabama						
at Arkansas						
at Texas A&M						
TOTALS	144	72	5	1,190	8	94

Brandon Harris	Att	Cmp	Int	Yds	TD	Lng
vs. #14 Wisconsin	0	0	0	0	0	0
Sam Houston State	5	4	0	62	1	22
Louisiana-Monroe	2	1	0	14	0	14
Mississippi State	9	6	1	140	2	31
New Mexico State	14	11	0	178	3	33
at #5 Auburn	14	3	0	58	0	52
at Florida	DNP					
Kentucky	1	0	1	0	0	0
#3 Ole Miss	DNP					
Alabama						
at Arkansas						
at Texas A&M						
TOTALS	45	25	2	452	6	52

RUSHING

Leonard Fournette	Att	Gn	Ls	Net	TD	Lng
vs. #14 Wisconsin	8	21	3	18	0	5
Sam Houston State	13	92	0	92	1	40
Louisiana-Monroe	10	54	2	52	1	24
Mississippi State	7	38	0	38	0	20
New Mexico State	18	122	0	122	2	17
at #5 Auburn	10	45	3	42	0	10
at Florida	27	143	3	140	2	20
Kentucky	15	43	3	40	1	11
#3 Ole Miss	23	113	0	113	0	22
Alabama						
at Arkansas						
at Texas A&M						
TOTALS	131	671	14	657	7	40

Terrence Magee	Att	Gn	Ls	Net	TD	Lng
vs. #14 Wisconsin	6	9	1	8	0	4
Sam Houston State	6	27	0	27	0	7
Louisiana-Monroe	12	45	2	43	0	12
Mississippi State	2	4	0	4	0	2
New Mexico State	8	62	0	62	1	23
at #5 Auburn	8	25	2	23	0	8
at Florida	6	50	0	50	0	15
Kentucky	9	127	0	127	2	38
#3 Ole Miss	12	75	1	74	0	25
Alabama						
at Arkansas						
at Texas A&M						
TOTALS	69	424	6	418	3	38

Kenny Hilliard	Att	Gn	Ls	Net	TD	Lng
vs. #14 Wisconsin	18	111	1	110	1	28
Sam Houston State	11	55	0	55	1	9
Louisiana-Monroe	12	50	0	50	1	7
Mississippi State	9	31	1	30	1	9
New Mexico State	7	53	0	53	0	26
at #5 Auburn	4	11	0	11	1	6
at Florida	4	15	0	15	1	10
Kentucky	7	29	0	29	0	7
#3 Ole Miss	12	64	1	63	0	18
Alabama						
at Arkansas						
at Texas A&M						
TOTALS	84	419	3	416	6	28

Darrel Williams	Att	Gn	Ls	Net	TD	Lng
vs. #14 Wisconsin	DNP					
Sam Houston State	14	66	1	65	1	17
Louisiana-Monroe	7	37	0	37	2	22
Mississippi State	2	4	0	4	0	4
New Mexico State	10	59	0	59	0	13
at #5 Auburn	4	23	4	19	0	14
at Florida	2	4	0	4	0	4
Kentucky	10	61	0	61	0	17
#3 Ole Miss	1	1	0	1	0	1
Alabama						
at Arkansas						
at Texas A&M						
TOTALS	50	255	5	250	3	22

Brandon Harris	Att	Gn	Ls	Net	TD	Lng
vs. #14 Wisconsin	2	0	11	-11	0	0
Sam Houston State	5	62	9	53	1	46
Louisiana-Monroe	2	11	0	11	0	8
Mississippi State	2	19	0	19	0	12
New Mexico State	5	36	0	36	2	21
at #5 Auburn	8	46	10	36	0	32
at Florida	DNP					
Kentucky	1	8	0	8	0	8
#3 Ole Miss	DNP					
Alabama						
at Arkansas						
at Texas A&M						
TOTALS	25	182	30	152	3	46

Anthony Jennings	Att	Gn	Ls	Net	TD	Lng
vs. #14 Wisconsin	9	19	21	-2	0	7
Sam Houston State	8	52	9	43	0	19
Louisiana-Monroe	7	34	14	20	0	22
Mississippi State	11	29	23	6	0	9
New Mexico State	3	18	9	9	0	9
at #5 Auburn	2	9	2	7	0	9
at Florida	10	26	34	-8	0	13
Kentucky	7	53	13	40	0	31
#3 Ole Miss	4	7	5	2	0	3
Alabama						
at Arkansas						
at Texas A&M						
TOTALS	61	247	130	117	0	31

Melvin Jones	Att	Gn	Ls	Net	TD	Lng
vs. #14 Wisconsin	DNP					
Sam Houston State	0	0	0	0	0	0
Louisiana-Monroe	0	0	0	0	0	0
Mississippi State	0	0	0	0	0	0
New Mexico State	0	0	0	0	0	0
at #5 Auburn	0	0	0	0	0	0
at Florida	0	0	0	0	0	0
Kentucky	1	0	0	1	0	1
#3 Ole Miss	3	11	0	11	0	6
Alabama						
at Arkansas						
at Texas A&M						
TOTALS	4	12	0	12	0	6

Trey Quinn	Att	Gn	Ls	Net	TD	Lng
vs. #14 Wisconsin	1	2	0	2	0	2
Sam Houston State	0	0	0	0	0	0
Louisiana-Monroe	1	9	0	9	0	9
Mississippi State	0	0	0	0	0	0
New Mexico State	0	0	0	0	0	0
at #5 Auburn	0	0	0	0	0	0
at Florida	0	0	0	0	0	0
Kentucky	0	0	0	0	0	0
#3 Ole Miss	0	0	0	0	0	0
Alabama						
at Arkansas						
at Texas A&M						
TOTALS	2	11	0	11	0	9

Player Game-by-Game Statistics

RECEIVING

Travin Dural	Rec	Yds	TD	Lng
vs. #14 Wisconsin	3	151	1	80
Sam Houston State	3	140	3	94
Louisiana-Monroe	6	79	0	32
Mississippi State	6	124	0	49
New Mexico State	3	40	1	22
at #5 Auburn	1	40	0	40
at Florida	2	52	1	41
Kentucky	2	39	1	32
#3 Ole Miss	1	11	0	11
Alabama				
at Arkansas				
at Texas A&M				
TOTALS	27	676	7	94

Trey Quinn	Rec	Yds	TD	Lng
vs. #14 Wisconsin	1	11	0	11
Sam Houston State	2	26	0	14
Louisiana-Monroe	2	12	0	10
Mississippi State	2	24	0	19
New Mexico State	3	46	0	27
at #5 Auburn	1	-2	0	0
at Florida	3	31	0	13
Kentucky	0	0	0	0
#3 Ole Miss	2	42	0	22
Alabama				
at Arkansas				
at Texas A&M				
TOTALS	16	190	0	27

Malachi Dupre	Rec	Yds	TD	Lng
vs. #14 Wisconsin	DNP			
Sam Houston State	2	23	1	15
Louisiana-Monroe	0	0	0	0
Mississippi State	4	120	2	44
New Mexico State	3	54	1	27
at #5 Auburn	1	52	0	52
at Florida	1	8	0	8
Kentucky	0	0	0	0
#3 Ole Miss	0	0	0	0
Alabama				
at Arkansas				
at Texas A&M				
TOTALS	11	257	4	52

Terrence Magee	Rec	Yds	TD	Lng
vs. #14 Wisconsin	0	0	0	0
Sam Houston State	0	0	0	0
Louisiana-Monroe	0	0	0	0
Mississippi State	4	29	0	13
New Mexico State	1	4	0	4
at #5 Auburn	0	0	0	0
at Florida	0	0	0	0
Kentucky	3	44	0	18
#3 Ole Miss	2	45	0	32
Alabama				
at Arkansas				
at Texas A&M				
TOTALS	10	122	0	32

John Diarse	Rec	Yds	TD	Lng
vs. #14 Wisconsin	2	48	1	36
Sam Houston State	2	29	0	22
Louisiana-Monroe	2	39	0	23
Mississippi State	0	0	0	0
New Mexico State	1	9	0	9
at #5 Auburn	2	40	0	37
at Florida	0	0	0	0
Kentucky	0	0	0	0
#3 Ole Miss	0	0	0	0
Alabama				
at Arkansas				
at Texas A&M				
TOTALS	9	165	1	37

Leonard Fournette	Rec	Yds	TD	Lng
vs. #14 Wisconsin	0	0	0	0
Sam Houston State	2	32	0	17
Louisiana-Monroe	1	20	0	20
Mississippi State	1	1	0	1
New Mexico State	1	33	0	33
at #5 Auburn	0	0	0	0
at Florida	0	0	0	0
Kentucky	0	0	0	0
#3 Ole Miss	2	41	0	40
Alabama				
at Arkansas				
at Texas A&M				
TOTALS	7	127	0	40

Darrel Williams	Rec	Yds	TD	Lng
vs. #14 Wisconsin	0	0	0	0
Sam Houston State	0	0	0	0
Louisiana-Monroe	0	0	0	0
Mississippi State	2	38	0	25
New Mexico State	1	11	0	11
at #5 Auburn	2	6	0	3
at Florida	0	0	0	0
Kentucky	0	0	0	0
#3 Ole Miss	0	0	0	0
Alabama				
at Arkansas				
at Texas A&M				
TOTALS	5	55	0	25

Melvin Jones	Rec	Yds	TD	Lng
vs. #14 Wisconsin	0	0	0	0
Sam Houston State	0	0	0	0
Louisiana-Monroe	0	0	0	0
Mississippi State	0	0	0	0
New Mexico State	1	3	1	3
at #5 Auburn	0	0	0	0
at Florida	4	19	0	5
Kentucky	0	0	0	0
#3 Ole Miss	0	0	0	0
Alabama				
at Arkansas				
at Texas A&M				
TOTALS	5	22	1	5

Travis Dickson	Rec	Yds	TD	Lng
vs. #14 Wisconsin	1	7	0	7
Sam Houston State	0	0	0	0
Louisiana-Monroe	0	0	0	0
Mississippi State	1	5	0	5
New Mexico State	0	0	0	0
at #5 Auburn	1	6	0	6
at Florida	0	0	0	0
Kentucky	1	27	0	27
#3 Ole Miss	0	0	0	0
Alabama				
at Arkansas				
at Texas A&M				
TOTALS	4	45	0	27

Kenny Hilliard	Rec	Yds	TD	Lng
vs. #14 Wisconsin	2	22	0	12
Sam Houston State	0	0	0	0
Louisiana-Monroe	1	3	0	3
Mississippi State	0	0	0	0
New Mexico State	0	0	0	0
at #5 Auburn	0	0	0	0
at Florida	0	0	0	0
Kentucky	1	10	0	10
#3 Ole Miss	0	0	0	0
Alabama				
at Arkansas				
at Texas A&M				
TOTALS	4	35	0	12

Player Game-by-Game Statistics

Logan Stokes	Rec	Yds	TD	Lng
vs. #14 Wisconsin	0	0	0	0
Sam Houston State	0	0	0	0
Louisiana-Monroe	DNP			
Mississippi State	0	0	0	0
New Mexico State	0	0	0	0
at #5 Auburn	0	0	0	0
at Florida	0	0	0	0
Kentucky	0	0	0	0
#3 Ole Miss	1	3	1	3
Alabama				
at Arkansas				
at Texas A&M				
TOTALS	1	3	1	3

RETURN YARDAGE

Leonard Fournette	Kickoff Returns			Punt Returns		
	No.	Yds	Lng	No.	Yds	Lng
vs. #14 Wisconsin	5	117	33	0	0	0
Sam Houston State	1	22	22	0	0	0
Louisiana-Monroe	1	40	40	0	0	0
Mississippi State	3	60	27	0	0	0
New Mexico State	0	0	0	0	0	0
at #5 Auburn	2	44	24	0	0	0
at Florida	4	85	25	0	0	0
Kentucky	0	0	0	0	0	0
#3 Ole Miss	2	57	32	0	0	0
Alabama						
at Arkansas						
at Texas A&M						
TOTALS	18	425	40	0	0	0

Terrence Magee	Kickoff Returns			Punt Returns		
	No.	Yds	Lng	No.	Yds	Lng
vs. #14 Wisconsin	0	0	0	0	0	0
Sam Houston State	0	0	0	0	0	0
Louisiana-Monroe	0	0	0	0	0	0
Mississippi State	0	0	0	0	0	0
New Mexico State	0	0	0	0	0	0
at #5 Auburn	0	0	0	0	0	0
at Florida	0	0	0	0	0	0
Kentucky	1	49	49	0	0	0
#3 Ole Miss	0	0	0	0	0	0
Alabama						
at Arkansas						
at Texas A&M						
TOTALS	1	49	49	0	0	0

Tre'Davious White	Kickoff Returns			Punt Returns		
	No.	Yds	Lng	No.	Yds	Lng
vs. #14 Wisconsin	0	0	0	3	16	9
Sam Houston State	0	0	0	3	40	30
Louisiana-Monroe	0	0	0	4	31	26
Mississippi State	0	0	0	0	0	0
New Mexico State	0	0	0	2	17	12
at #5 Auburn	0	0	0	1	10	10
at Florida	0	0	0	0	0	0
Kentucky	0	0	0	4	114	67
#3 Ole Miss	0	0	0	2	0	3
Alabama						
at Arkansas						
at Texas A&M						
TOTALS	0	0	0	19	228	67

Trey Quinn	Kickoff Returns			Punt Returns		
	No.	Yds	Lng	No.	Yds	Lng
vs. #14 Wisconsin	0	0	0	0	0	0
Sam Houston State	0	0	0	0	0	0
Louisiana-Monroe	0	0	0	0	0	0
Mississippi State	0	0	0	0	0	0
New Mexico State	0	0	0	1	7	7
at #5 Auburn	0	0	0	0	0	0
at Florida	0	0	0	0	0	0
Kentucky	0	0	0	0	0	0
#3 Ole Miss	0	0	0	0	0	0
Alabama						
at Arkansas						
at Texas A&M						
TOTALS	0	0	0	1	7	7

PUNTING

Jamie Keehn	No.	Yds	Avg	Lng	I-20
Sam Houston State	4	175	43.8	56	3
Louisiana-Monroe	5	239	47.8	59	2
Mississippi State	8	409	51.1	62	3
New Mexico State	3	143	47.7	57	0
at #5 Auburn	8	338	42.2	48	1
at Florida	8	363	45.4	52	2
Kentucky	4	178	44.5	57	2
#3 Ole Miss	4	157	39.2	45	1
Alabama					
at Arkansas					
at Texas A&M					
TOTALS	52	2,342	45.0	64	19

FIELD GOALS

Colby Delahoussaye	Made	Missed
Sam Houston State	--	
Louisiana-Monroe	21	
Mississippi State	30	
New Mexico State	--	
at #5 Auburn	--	
at Florida	50	
Kentucky	21, 35	
#3 Ole Miss	21	28
Alabama		
at Arkansas		
at Texas A&M		
TOTALS	8/9	

PLAYER DEFENSIVE GAME-BY-GAME STATISTICS

Tackles (UT-AT-TOT)	vs. WISC	SHST	ULM	MSU	NMST	at AU	at UF	UK	UM	BAMA	at ARK	at A&M	TOTALS
Kwon Alexander	5-3-8	0-1-1	DNP	4-9-13	3-5-8	3-3-6	7-3-10	1-2-3	4-4-8				27-30-57
Danielle Hunter	4-3-7	3-4-7	0-1-1	2-4-6	2-2-4	7-5-12	2-1-3	1-5-6	3-6-9				24-31-55
Kendell Beckwith	0-1-1	2-5-7	0-2-2	2-4-6	2-2-4	5-1-6	3-3-6	3-6-9	3-8-11				20-32-52
Ronald Martin	1-4-5	1-1-2	2-1-3	4-9-13	3-3-6	2-2-4	2-2-4	2-4-6	2-3-5				19-29-48
Jamal Adams	-	1-4-5	2-2-4	1-3-4	0-5-5	5-2-7	4-0-4	5-3-8	3-2-5				21-21-42
Jermauria Rasco	2-3-5	1-1-2	1-2-3	1-5-6	1-2-3	2-2-4	3-2-5	1-4-5	2-7-9				14-28-42
Jalen Mills	2-2-4	2-0-2	1-1-2	1-6-7	2-2-4	5-2-7	1-1-2	2-4-6	0-2-2				16-20-36
D.J. Welter	1-4-5	1-3-4	0-2-2	1-5-6	2-6-8	0-1-1	0-1-1	0-4-4	-				5-26-31
Christian LaCouture	1-2-3	0-2-2	0-2-2	1-3-4	0-2-2	3-3-6	0-3-3	0-3-3	0-1-1				5-21-26
Davon Godchaux	0-1-1	1-2-3	0-3-3	1-2-3	1-3-4	0-1-1	1-4-5	0-2-2	0-3-3				4-21-25
Dwayne Thomas	1-4-5	2-5-7	2-2-4	2-4-6	1-1-2	DNP	DNP	DNP	DNP				8-16-24
Rickey Jefferson	-	0-1-1	2-3-5	1-1-2	1-1-2	2-2-4	1-0-1	1-1-2	3-1-4				11-10-21
Tre'Davious White	2-1-3	1-1-2	3-1-4	1-1-2	1-1-2	1-0-1	1-0-1	2-1-3	2-1-3				14-7-21
Jalen Collins	4-2-6	2-0-2	1-2-3	1-2-3	-	-	1-0-1	4-0-4	1-0-1				14-6-20
Deion Jones	2-0-2	2-3-5	0-2-2	0-2-2	0-2-2	1-0-1	2-1-3	0-2-2	1-0-1				8-12-20
Lamar Louis	1-1-2	0-1-1	DNP	1-0-1	1-2-3	4-5-9	-	-	0-3-3				7-12-19
Duke Riley	2-0-2	-	1-7-8	1-1-2	0-3-3	1-0-1	-	0-2-2	-				5-13-18
Rashard Robinson	DNP	1-0-1	0-2-2	0-3-3	2-0-2	2-1-3	2-1-3	1-1-2	0-1-1				8-9-17
Tashawn Bower	-	-	0-2-2	1-2-3	0-5-5	-	1-0-1	0-2-2	-				2-11-13
Quentin Thomas	0-1-1	0-1-1	1-0-1	0-2-2	DNP	DNP	-	0-1-1	0-2-2				1-7-8
Sione Teuhema	DNP	2-2-4	1-0-1	DNP	-	DNP	DNP	-	0-2-2				3-4-7
Deondre Clark	-	0-2-2	0-2-2	-	0-2-2	-	DNP	-	-				0-6-6
Ronnie Feist	DNP	0-2-2	0-2-2	DNP	-	DNP	-	DNP	DNP				0-4-4
Greg Gilmore	DNP	0-1-1	DNP	DNP	1-1-2	DNP	DNP	0-1-1	-				1-3-4
Maquedius Bain	DNP	-	-	-	0-2-2	1-0-1	-	-	-				1-2-3
Frank Herron	DNP	0-1-1	-	DNP	DNP	2-0-2	DNP	-	DNP				2-1-3
Mickey Johnson	DNP	0-1-1	DNP	DNP	0-2-2	DNP	DNP	DNP	DNP				0-3-3
Justin Maclin	DNP	0-2-2	-	DNP	0-1-1	DNP	DNP	-	DNP				0-3-3
Lewis Neal	-	1-0-1	-	0-2-2	-	-	-	-	-				1-2-3
Ed Paris	-	0-1-1	-	-	0-1-1	-	0-1-1	-	-				0-3-3
Russell Gage	DNP	1-1-2	DNP	DNP	-	DNP	DNP	DNP	DNP				1-1-2
Terrence Magee	-	0-1-1	-	-	0-1-1	-	-	-	-				0-2-2
Trent Dominique	-	-	-	-	-	-	-	-	1-0-1				1-0-1
Malachi Dupre	-	-	-	-	1-0-1	-	-	-	-				1-0-1
Reid Ferguson	-	-	0-1-1	-	-	-	-	-	-				0-1-1
Dillon Gordon	-	-	-	1-0-1	-	-	-	-	-				1-0-1
Tommy LeBeau	-	-	-	-	-	-	0-1-1	-	-				1-0-1
M.J. Patterson	DNP	-	-	DNP	0-1-1	DNP	DNP	DNP	DNP				0-1-1
Devin Voorhies	DNP	0-1-1	-	DNP	-	DNP	DNP	-	DNP				0-1-1
Darrel Williams	DNP	1-0-1	-	-	-	-	-	-	-				1-0-1
TFL-Yards	vs. WISC	SHST	ULM	MSU	NMST	at AU	at UF	UK	UM	BAMA	at ARK	at A&M	TOTALS
Danielle Hunter	1.0-5	1.5-6	-	1.0-5	1.0-12	0.5-1	1.0-2	2.0-3	2.0-3				10.0-37
Kwon Alexander	2.0-2	-	DNP	-	-	-	1.5-5	-	2.5-3				6.0-10
Jermauria Rasco	0.5-1	1.0-5	1.0-5	-	-	-	0.5-1	0.5-3	1.0-4				4.5-19
Kendell Beckwith	-	1.0-8	-	1.0-1	-	-	-	1.0-3	1.0-2				4.0-14
Jalen Mills	1.0-1	-	-	-	0.5-0	-	-	1.5-3	-				3.0-4
Tre'Davious White	-	-	1.0-1	-	1.0-1	-	-	-	1.0-2				3.0-4
Christian LaCouture	-	0.5-1	0.5-0	-	-	1.5-5	-	-	-				2.5-6
Dwayne Thomas	0.5-1	1.0-3	-	1.0-7	-	DNP	DNP	DNP	DNP				2.5-11
Jamal Adams	-	-	-	0.5-1	-	-	-	1.5-2	-				2.0-3
Deion Jones	-	-	0.5-1	-	0.5-1	-	1.0-1	-	-				2.0-3
Sione Teuhema	DNP	2.0-19	-	DNP	-	DNP	DNP	-	-				2.0-19
Tashawn Bower	-	-	0.5-1	-	0.5-1	-	-	0.5-0	-				1.5-2
Rickey Jefferson	-	-	-	-	-	-	1.0-2	-	0.5-1				1.5-3
Lewis Neal	-	1.0-3	-	0.5-1	-	-	-	-	-				1.5-4
Jalen Collins	-	-	1.0-2	-	-	-	-	-	-				1.0-2
Davon Godchaux	-	-	0.5-1	-	-	-	-	-	0.5-1				1.0-2
Lamar Louis	-	-	DNP	-	1.0-1	-	-	-	-				1.0-1
Rashard Robinson	DNP	-	-	-	-	-	-	1.0-6	-				1.0-6
D.J. Welter	-	1.0-11	-	-	-	-	-	-	-				1.0-11
Deondre Clark	-	-	-	-	0.5-0	-	DNP	-	-				0.5-0
Greg Gilmore	DNP	0.5-3	DNP	DNP	-	DNP	DNP	-	-				0.5-3
Justin Maclin	DNP	0.5-1	-	DNP	-	DNP	DNP	-	DNP				0.5-1
Quentin Thomas	-	-	-	-	DNP	DNP	-	-	0.5-1				0.5-1
Sacks-Yards	vs. WISC	SHST	ULM	MSU	NMST	at AU	at UF	UK	UM	BAMA	at ARK	at A&M	TOTALS
Jermauria Rasco	-	1.0-5	1.0-5	-	-	-	-	0.5-2	0.5-2				3.0-14
Sione Teuhema	DNP	2.0-19	-	DNP	-	DNP	DNP	-	-				2.0-19
Kendell Beckwith	-	1.0-8	-	-	-	-	-	0.5-2	-				1.5-10
Christian LaCouture	-	0.5-1	-	-	-	1.0-5	-	-	-				1.5-6
Danielle Hunter	-	-	-	1.0-5	-	-	-	-	0.5-2				1.5-7
Dwayne Thomas	-	0.5-3	-	1.0-7	-	DNP	DNP	DNP	DNP				1.5-10
Jamal Adams	-	-	-	-	-	-	-	1.0-1	-				1.0-1
D.J. Welter	-	1.0-11	-	-	-	-	-	-	-				1.0-11
Tre'Davious White	-	-	-	-	-	-	-	-	1.0-2				1.0-2
Greg Gilmore	DNP	0.5-3	DNP	DNP	-	DNP	DNP	-	-				0.5-3
Justin Maclin	DNP	0.5-1	-	DNP	-	DNP	DNP	-	DNP				0.5-1

SPECIAL TEAMS TACKLES

Player	vs. WISC	SHST	ULM	MSU	NMST	at AU	at UF	UK	UM	BAMA	at ARK	at A&M	TOTALS
Jamal Adams	-	1-2-3	0-1-1	1-0-1	1-0-1	0-1-1	-	0-2-2	-				3-6-9
Deion Jones	-	-	-	-	0-1-1	1-0-1	1-0-1	0-2-2	1-0-1				3-3-6
Duke Riley	1-0-1	1-0-1	0-2-2	-	0-1-1	1-0-1	-	-	-				3-3-6
Rickey Jefferson	-	-	1-1-2	-	-	-	-	1-1-2	1-0-1				3-2-5
Ed Paris	-	-	-	-	0-1-1	-	0-1-1	0-1-1	-				0-3-3
Kendell Beckwith	-	-	1-0-1	-	-	-	1-0-1	-	-				2-0-2
Jalen Collins	0-1-1	-	-	-	-	-	1-0-1	-	-				1-1-2
Lamar Louis	-	0-1-1	DNP	-	-	1-0-1	-	-	-				1-1-2
Terrence Magee	-	0-1-1	-	-	1-0-1	-	-	-	-				1-1-2
Dwayne Thomas	0-1-1	-	1-0-1	-	-	DNP	DNP	DNP	DNP				1-1-2
Tre'Davious White	-	-	0-1-1	-	-	0-1-1	-	-	-				0-2-2
Trent Domingue	-	-	-	-	-	-	-	-	1-0-1				1-0-1
Reid Ferguson	-	-	1-0-1	-	-	-	-	-	-				1-0-1
Russell Gage	DNP	1-0-1	DNP	DNP	-	DNP	DNP	DNP	DNP				1-0-1
Dillon Gordon	-	-	-	1-0-1	-	-	-	-	-				1-0-1
Danielle Hunter	1-0-1	-	-	-	-	-	-	-	-				1-0-1
Tommy LeBeau	DNP	-	DNP	DNP	-	-	0-1-1	-	-				0-1-1
Darrel Williams	DNP	1-0-1	-	-	-	-	-	-	-				1-0-1

OFFENSIVE LINE SNAPS PLAYED

Player	vs. WISC	SHST	ULM	MSU	NMST	at AU	at UF	UK	UM	BAMA	at ARK	at A&M	TOTALS
La'el Collins	67	55	66	75	47	62	73	60	71				576
Jerald Hawkins	63	55	63	75	45	62	73	60	71				567
Vadal Alexander	67	37	63	75	47	62	73	51	71				546
Ethan Pocic	67	38	DNP	58	47	62	73	60	71				476
Elliott Porter	DNP	DNP	66	75	45	62	73	60	70				451
Fehoko Fanaika	67	34	59	17	28	-	-	8	-				213
Evan Washington	4	61	22	DNP	6	DNP	DNP	9	1				103
Andy Dodd	DNP	39	9	DNP	26	DNP	DNP	8	DNP				82
K.J. Malone	DNP	22	9	DNP	26	DNP	DNP	8	DNP				65
Jonah Austin	DNP	22	9	DNP	20	DNP	-	8	DNP				59
Josh Boutte	-	22	9	-	16	-	-	8	-				55

OFFENSIVE LINE KNOCKDOWNS

Player	vs. WISC	SHST	ULM	MSU	NMST	at AU	at UF	UK	UM	BAMA	at ARK	at A&M	TOTALS
La'el Collins	5	11.5	8	7	8	5	6	5	9				64.5
Vadal Alexander	5	3.5	7.5	4.5	5	7	11	5	15.5				64
Ethan Pocic	6	2	DNP	5	11	4	9	6.5	11				54.5
Jerald Hawkins	3	4	3	5	7	2	2	2.5	12				40.5
Elliott Porter	DNP	DNP	4	2	7	5	5	4	10.5				37.5
Fehoko Fanaika	4	4	5	-	2	-	-	1	-				16
Josh Boutte	-	2	1	-	3	-	-	2	-				8
Evan Washington	-	3	2	DNP	-	DNP	DNP	2	0				7
Jonah Austin	DNP	1	-	DNP	3	DNP	-	1	DNP				5
K.J. Malone	DNP	1	-	DNP	4	DNP	DNP	0	DNP				5
Andy Dodd	DNP	1	-	DNP	1	DNP	DNP	1	DNP				3

Game 1

#14 Wisconsin 24
 #13 LSU 28

Aug. 30, 2014
 NRG Stadium
 Houston, Texas
 71,599

F

LSU

RUSHING	Att.	Gain	Lost	Net	TD	Long
Kenny Hilliard	18	111	1	110	1	28
Leonard Fourmette	8	21	3	18	0	5
Terrence Magee	6	9	1	8	0	4
Kendell Beckwith	1	5	0	5	0	5
Trey Quinn	1	2	0	2	0	2
Anthony Jennings	9	19	21	-2	0	7
TEAM	2	0	4	-4	0	0
Brandon Harris	2	0	11	-11	0	0

PASSING	Att.	Comp	Int	Yds	TD	Long	Sacks
Anthony Jennings	21	9	0	239	2	80	2
Brandon Harris	0	0	0	0	0	0	1

RECEIVING	No.	Yds.	TD	Long
Travin Dural	3	151	1	80
John Diarse	2	48	1	36
Kenny Hilliard	2	22	0	12
Trey Quinn	1	11	0	11
Travis Dickson	1	7	0	7

PUNTING	No.	Yds.	Avg.	Long	I20
Jamie Keehn	8	340	42.5	64	5

FIELD GOALS	Att.	Made	Long	KICKS
Colby Delahoussaye	2	2	47	Made: 30, 47

ALL RETURNS	Punts			Kickoffs			Interceptions		
	No.	Yds.	Lg.	No.	Yds.	Lg.	No.	Yds.	Lg.
Tre'Davious White	3	16	9	0	0	0	0	0	0
Ronald Martin	0	0	0	0	0	0	1	8	8
Jalen Mills	0	0	0	0	0	0	1	0	0
Leonard Fourmette	0	0	0	5	117	33	0	0	0

Wisconsin

RUSHING	Att.	Gain	Lost	Net	TD	Long
Melvin Gordon	16	144	4	140	1	63
Corey Clement	15	46	1	45	1	7
Reggie Love	1	45	0	45	1	45
Tanner McEvoy	6	42	2	40	0	22
TEAM	1	0	2	-2	0	0

PASSING	Att.	Comp	Int.	Yds.	TD	Long	Sacks
Tanner McEvoy	24	8	2	50	0	14	0

RECEIVING	No.	Yds.	TD	Long
Alex Erickson	3	33	0	14
Austin Traylor	1	9	0	9
Jordan Fredrick	1	6	0	6
Sam Arneson	1	5	0	5
Reggie Love	1	2	0	2
Kyle Costigan	1	-5	0	0

PUNTING	No.	Yds.	Avg.	Long	I20
Drew Meyer	8	300	37.5	57	1

FIELD GOALS	Att.	Made	Long	KICKS
Rafael Gaglianone	1	1	51	Made: 51

ALL RETURNS	Punts			Kickoffs			Interceptions		
	No.	Yds.	Lg.	No.	Yds.	Lg.	No.	Yds.	Lg.
Kenzel Doe	1	-3	0	2	31	25	0	0	0

Hilliard Along with Fake Punt Helps LSU Rally Past No. 14 Wisconsin, 28-24

Kenny Hilliard, with his powerful running, helped ignite a second-half rally that helped 13th-ranked LSU erase a 24-7 deficit as the Tigers posted one of the biggest comebacks in school history in the 28-24 win over 14th-ranked Wisconsin in the Advocare Texas Kickoff in Houston. Hilliard rushed for 110 yards and scored the game-winning touchdown on a 28-yard run in the fourth quarter. Wisconsin led 17-7 at halftime and then stretched the lead to 24-7 on the opening possession of the third quarter. The Badgers appeared to have the game in hand, stuffing LSU on its first possession of the second half, forcing the Tigers punt. Instead, LSU faked the punt and extended the drive that ultimately led to a 30-yard field goal **Colby Delahoussaye**, pulling the Tigers to within 24-10. The fake punt served as a momentum boost for LSU as from that point on the LSU defense held Wisconsin to only 32 total yards and forced two turnovers on the Badgers' final five possessions of the game. Meanwhile, the LSU offense got on track, scoring on four straight possessions to erase the 17-point deficit. Another Delahoussaye field goal pulled LSU to within 24-13 late in the third quarter before **Anthony Jennings** connected with **John Diarse** on a 36-yard TD and, along with a two-point conversion, got the Tigers within a field goal at 24-21. LSU took the lead for good on its next possession after a **Jalen Mills** interception set up the Tigers at their own 47-yard line. Hilliard ran for 17, 8 and then 28 yards on three straight plays to score the go-ahead TD with 9:41 to go in the contest. A **Ronald Martin** interception ended Wisconsin's next drive and then the Tigers forced the Badgers to a three-and-out on their final possession of the game, allowing LSU to run out the clock. Jennings connected on 9-of-21 passes for 239 yards and a pair of TDs in his second career start. **Travin Dural** led all receivers with three catches for 151 yards, including an 80-yard TD in the first quarter. LB **Kwon Alexander** (8 tackles, 2 TFL) and DE **Danielle Hunter** (7 tackles, 1.0 TFL) led the LSU defense as the Tigers won their 12th straight season opener and won a non-conference regular-season contest for the 46th consecutive time dating back to the 2002 season.

Scoring

	1	2	3	4	F
Wisconsin	10	7	7	0	- 24
LSU	7	0	6	15	- 28

WIS	9:05	1Q	Love 45 yd run (Gaglianone Kick)
WIS	5:07	1Q	Gaglianone 51 yd fg
LSU	4:47	1Q	Dural 80 yd pass from Jennings (Delahoussaye Kick)
WIS	7:36	2Q	Gordon 14 yd run (Gaglianone Kick)
WIS	12:24	3Q	Clement 2 yd run (Gaglianone Kick)
LSU	7:41	3Q	Delahoussaye 30 yd fg
LSU	2:11	3Q	Delahoussaye 47 yd fg
LSU	12:08	4Q	Diarse 36 yd pass from Jennings (Quinn pass from Jennings)
LSU	9:41	4Q	Hilliard 28 yd run (Delahoussaye Kick)

Team Stats

	WISC	LSU
FIRST DOWNS	14	17
RUSHING	10	8
PASSING	3	8
PENALTY	1	1
RUSHING ATTEMPTS	39	47
YARDS GAINED RUSHING	277	167
YARDS LOST RUSHING	9	41
NET YARDS RUSHING	268	126
NET YARDS PASSING	50	239
PASSES ATTEMPTED	24	21
PASSES COMPLETED	8	9
HAD INTERCEPTED	2	0
TOTAL OFFENSIVE PLAYS	63	68
TOTAL NET YARDS	318	365
AVERAGE GAIN PER PLAY	5.0	5.4
FUMBLES/LOST	1/0	2/1
PENALTIES/YARDS	3/26	7/50
INTERCEPTIONS/YARDS	0/0	2/8
PUNTS/YARDS	8/300	8/340
AVERAGE PER PUNT	37.5	42.5
PUNT RETURNS/YARDS	1/-3	3/16
KICKOFF RETURNS/YARDS	2/31	5/117
POSSESSION TIME	28:14	31:46
THIRD-DOWN CONVERSIONS	4/15	6/17
FOURTH-DOWN CONVERSIONS	1/1	1/1
SACKS BY	3/17	0/0

Game 2

Sam Houston State **0**
 #12 LSU **56**

Sept. 6, 2014
 Tiger Stadium
 Baton Rouge, La.
 100,338

F

LSU

RUSHING	Att.	Gain	Lost	Net	TD	Long
Leonard Fournette	13	92	0	92	1	40
Darrel Williams	14	66	1	65	1	17
Kenny Hilliard	11	55	0	55	1	9
Brandon Harris	5	62	9	53	1	46
Anthony Jennings	8	52	9	43	0	19
Terrence Magee	6	27	0	27	0	7
TEAM	1	0	1	-1	0	0

PASSING	Att.	Comp	Int	Yds	TD	Long	Sacks
Anthony Jennings	13	7	0	188	3	94	0
Brandon Harris	5	4	0	62	1	22	1

RECEIVING	No.	Yds.	TD	Long
Travin Dural	3	140	3	94
Leonard Fournette	2	32	0	17
John Diarse	2	29	0	22
Trey Quinn	2	26	0	14
Malachi Dupre	2	23	1	15

PUNTING	No.	Yds.	Avg.	Long	I20
Jamie Keehn	4	175	43.8	56	3

FIELD GOALS	Att.	Made	Long	KICKS
None				

ALL RETURNS	Punts			Kickoffs			Intercepted		
	No.	Yds.	Lg.	No.	Yds.	Lg.	No.	Yds.	Lg.
Tre'Davious White	3	40	30	0	0	0	0	0	0
Leonard Fournette	0	0	0	1	22	22	0	0	0
Rickey Jefferson	0	0	0	0	0	0	1	18	18
Dwayne Thomas	0	0	0	0	0	0	1	0	0

Sam Houston State

RUSHING	Att.	Gain	Lost	Net	TD	Long
Donavan Williams	9	29	0	29	0	7
Ridgeway Frank	3	18	1	17	0	9
Jalen Overstreet	5	17	0	17	0	9
Jared Johnson	10	35	18	17	0	10
Keshawn Hill	5	11	8	3	0	5
Don King III	4	0	33	-33	0	0

PASSING	Att.	Comp	Int.	Yds.	TD	Long	Sacks
Jared Johnson	25	8	2	142	0	48	3
Don King III	3	1	0	14	0	14	4

RECEIVING	No.	Yds.	TD	Long
Yedidiah Louis	4	102	0	48
Keshawn Hill	3	24	0	11
LaDarius Brown	1	16	0	16
Rickey Smith	1	14	0	14

PUNTING	No.	Yds.	Avg.	Long	I20
Lachlan Edwards	9	398	44.2	52	2

FIELD GOALS	Att.	Made	Long	KICKS
None				

ALL RETURNS	Punts			Kickoffs			Intercepted		
	No.	Yds.	Lg.	No.	Yds.	Lg.	No.	Yds.	Lg.
Trenier Orr	2	2	2	0	0	0	0	0	0
Keshawn Hill	0	0	0	3	79	32	0	0	0
Ridgeway Frank	0	0	0	1	14	14	0	0	0

Big Plays Help LSU To 56-0 Win Over Sam Houston State

Travin Dural scored three touchdowns, including a school-record 94-yard reception on the first offensive play of the game for LSU as the 12th-ranked Tigers pitched their first shutout since 2010 with a 56-0 win over Sam Houston State. LSU had little trouble with the Bearkats, limiting Sam Houston State to just 14 first downs and 206 total yards of offense. Sam Houston State came into the game averaging over 600 yards and 43 points a game. LSU scored touchdowns on its first five possessions of the game, building a 35-0 lead at halftime. Dural scored on a 28-yard TD reception from **Anthony Jennings** on LSU's second possession, then freshman **Leonard Fournette** scored his first career TD on a 4-yard run to give the Tigers a 20-0 first quarter advantage. Dural's third TD reception came early in the second quarter on an 18-yard pass from Jennings, running the score to 27-0. Rookie quarterback **Brandon Harris** scampered 46 yards for a TD midway through the second quarter to extend the advantage to 35-0. Four true freshmen scored TDs for LSU as **Darrel Williams** and **Malachi Dupre** each found the endzone in the second half. For the game, LSU racked up 584 total yards of offense with 334 yards coming on the ground. Fournette led LSU with 92 yards and a TD on 13 carries, while Williams added 65 yards and a score, and **Kenny Hilliard** had 55 yards and a touchdown. Jennings connected on 7-of-13 passes for 188 yards and 3 TDs, while Harris came off the bench to complete 4-of-5 passes for 62 yards and a score. Dural led LSU with three catches for 140 yard and three TDs. **Danielle Hunter**, **Kendell Beckwith** and **Dwayne Thomas** all had seven tackles for the Tiger defense, while **Rickey Jefferson** and Thomas each intercepted passes as LSU ran its home winning streak to 10 straight. Nine of Sam Houston's 14 possessions ended with a punt and three were stopped with a turnover, including the Jefferson interception that halted a drive at the LSU 5-yard line.

Scoring

	1	2	3	4	F
Sam Houston	0	0	0	0	- 0
LSU	20	15	7	14	- 56

LSU	13:32	1Q	Dural 94 yd pass from Jennings (Delahoussaye kick failed)
LSU	10:23	1Q	Dural 28 yd pass from Jennings (Delahoussaye kick)
LSU	3:56	1Q	Fournette 4 yd run (Delahoussaye kick)
LSU	13:28	2Q	Dural 18 yd pass from Jennings (Delahoussaye kick)
LSU	8:15	2Q	Harris 46 yd run (Hilliard rush)
LSU	7:11	3Q	Williams 1 yd run (Delahoussaye kick)
LSU	13:08	4Q	Dupre 8 yd pass from Harris (Delahoussaye kick)
LSU	10:25	4Q	Hilliard 2 yd run (Delahoussaye kick)

Team Stats

	SHST	LSU
FIRST DOWNS	14	27
RUSHING	5	15
PASSING	6	10
PENALTY	3	2
RUSHING ATTEMPTS	36	58
YARDS GAINED RUSHING	110	354
YARDS LOST RUSHING	60	20
NET YARDS RUSHING	50	334
NET YARDS PASSING	156	250
PASSES ATTEMPTED	28	18
PASSES COMPLETED	9	11
HAD INTERCEPTED	2	0
TOTAL OFFENSIVE PLAYS	64	76
TOTAL NET YARDS	206	584
AVERAGE GAIN PER PLAY	3.2	7.7
FUMBLES/LOST	1/1	4/1
PENALTIES/YARDS	2/30	6/60
INTERCEPTIONS/YARDS	0/0	2/18
PUNTS/YARDS	9/398	4/175
AVERAGE PER PUNT	44.2	43.8
PUNT RETURNS/YARDS	2/2	3/40
KICKOFF RETURNS/YARDS	4/93	1/22
POSSESSION TIME	24:57	35:03
THIRD-DOWN CONVERSIONS	3/14	8/12
FOURTH-DOWN CONVERSIONS	0/2	0/0
SACKS BY	1/4	7/51

Game 3

ULM
#10 LSU

0
31

Sept. 13, 2014
Tiger Stadium
Baton Rouge, La.
101,194

F

LSU

RUSHING	Att.	Gain	Lost	Net	TD	Long
Leonard Fournette	10	54	2	52	1	24
Kenny Hilliard	12	50	0	50	1	7
Terrence Magee	12	45	2	43	0	12
Darrel Williams	7	37	0	37	2	22
Anthony Jennings	7	34	14	20	0	22
Brandon Harris	2	11	0	11	0	8
Trey Quinn	1	9	0	9	0	9
TEAM	1	0	3	-3	0	0

PASSING	Att.	Comp	Int	Yds	TD	Long	Sacks
Anthony Jennings	18	11	1	139	0	32	2
Brandon Harris	2	1	0	14	0	14	0

RECEIVING	No.	Yds.	TD	Long
Travin Dural	6	79	0	32
John Diarse	2	39	0	23
Trey Quinn	2	12	0	10
Leonard Fournette	1	20	0	20
Kenny Hilliard	1	3	0	3

PUNTING	No.	Yds.	Avg.	Long	I20
Jamie Keehn	5	239	47.8	59	2

FIELD GOALS	Att.	Made	Long	KICKS
Colby Delahoussaye	1	1	21	Made: 21

ALL RETURNS	Punts			Kickoffs			Intercepted		
	No.	Yds.	Lg.	No.	Yds.	Lg.	No.	Yds.	Lg.
Tre'Davious White	4	31	26	0	0	0	0	0	0
Leonard Fournette	0	0	0	1	40	40	0	0	0

ULM

RUSHING	Att.	Gain	Lost	Net	TD	Long
Centarius Donald	10	24	0	24	0	6
Tyler Cain	4	2	4	-2	0	2
Pete Thomas	4	2	8	-6	0	2

PASSING	Att.	Comp	Int.	Yds.	TD	Long	Sacks
Pete Thomas	30	16	0	77	0	12	1

RECEIVING	No.	Yds.	TD	Long
Rashon Ceaser	6	35	0	10
Harley Scioneaux	3	15	0	8
Centarius Donald	2	9	0	5
Tyler Cain	2	-1	0	0
Kenzee Jackson	1	12	0	12
Ajalen Holley	1	5	0	5
Alec Osborne	1	2	0	2

PUNTING	No.	Yds.	Avg.	Long	I20
Justin Manton	10	402	40.2	56	3

FIELD GOALS	Att.	Made	Long	KICKS
None				

ALL RETURNS	Punts			Kickoffs			Intercepted		
	No.	Yds.	Lg.	No.	Yds.	Lg.	No.	Yds.	Lg.
Rashon Ceaser	2	6	6	0	0	0	0	0	0
Tyler Cain	0	0	0	2	31	17	0	0	0
Kaylon Watson	0	0	0	1	20	20	0	0	0
Mitch Lane	0	0	0	0	0	0	1	0	0

LSU "D" Dominant in 31-0 Win Over ULM

LSU's defense extended its scoreless streak to nine straight quarters and 31 consecutive possessions as the Tigers rolled to a 31-0 win over ULM. The win was the 48th straight for LSU in non-conference regular season games and the 400th overall in Tiger Stadium for the Tigers. The shutout was the second straight for LSU, the first time the Tigers have pitched back-to-back shutouts since 1985. It was also the sixth straight win overall and the 11th consecutive victory in Tiger Stadium for LSU. Since falling behind to Wisconsin 24-7 in the third quarter of the season opener, LSU has now outscored its opponents 108-0. LSU limited the Warhawks to just six first downs and 93 yards of total offense (16 rushing, 77 passing). The Tigers got all the points they would need late in the first quarter when **Colby Delahoussaye** kicked a 21-yard field goal for a 3-0 LSU advantage. **Darrel Williams** scored on a 22-yard run on LSU's next possession for a 10-0 lead early in the second quarter. The score remained that way until midway through the third quarter when Williams scored on a 1-yard run, extending the margin to 17-0. **Leonard Fournette** and **Kenny Hilliard** added rushing TDs in the second half to cap the scoring for the Tigers. Fournette led LSU with 52 yards rushing, while Hilliard added 50 yards and **Terrence Magee** 40 yards for the Tigers, which finished with 219 yards and 4 TDs on the ground. **Anthony Jennings** connected on 11-of-18 passes for 139 yards with **Travin Dural** being his top target with six catches for 79 yards. **Duke Riley**, in his first career start, led the LSU defense with 8 tackles.

Scoring

	1	2	3	4	F
ULM	0	0	0	0	- 0
LSU	3	7	14	7	- 31

LSU	3:20	1Q	Delahoussaye 21 yd field goal
LSU	13:11	2Q	Williams 22 yd run (Delahoussaye Kick)
LSU	7:22	3Q	Williams 1 yd run (Delahoussaye Kick)
LSU	3:26	3Q	Fournette 24 yd run (Delahoussaye Kick)
LSU	12:19	4Q	Hilliard 4 yd run (Delahoussaye Kick)

Team Stats

	ULM	LSU
FIRST DOWNS	6	22
RUSHING	0	14
PASSING	5	7
PENALTY	1	1
RUSHING ATTEMPTS	18	52
YARDS GAINED RUSHING	28	240
YARDS LOST RUSHING	12	21
NET YARDS RUSHING	16	219
NET YARDS PASSING	77	153
PASSES ATTEMPTED	30	20
PASSES COMPLETED	16	12
HAD INTERCEPTED	0	1
TOTAL OFFENSIVE PLAYS	48	72
TOTAL NET YARDS	93	372
AVERAGE GAIN PER PLAY	1.9	5.2
FUMBLES/LOST	1/1	0/0
PENALTIES/YARDS	5/45	6/54
INTERCEPTIONS/YARDS	1/0	0/0
PUNTS/YARDS	10/402	5/239
AVERAGE PER PUNT	40.2	47.8
PUNT RETURNS/YARDS	2/6	4/31
KICKOFF RETURNS/YARDS	3/51	1/40
POSSESSION TIME	25:02	34:58
THIRD-DOWN CONVERSIONS	4/14	7/14
FOURTH-DOWN CONVERSIONS	0/0	1/1
SACKS BY	2/12	1/5

Game 4

Mississippi State **34**
#8 LSU **29**

Sept. 20, 2014
Tiger Stadium
Baton Rouge, La.
102,321

F

LSU

RUSHING	Att.	Gain	Lost	Net	TD	Long
Leonard Fournette	7	38	0	38	0	20
Kenny Hilliard	9	31	1	30	1	9
Brandon Harris	2	19	0	19	0	12
Anthony Jennings	11	29	23	6	0	9
Darrel Williams	2	4	0	4	0	4
Terrence Magee	2	4	0	4	0	2
Travin Dural	1	0	5	-5	0	0
TEAM	2	0	7	-7	0	0

PASSING	Att.	Comp	Int	Yds	TD	Long	Sacks
Anthony Jennings	26	13	0	157	0	49	3
Brandon Harris	9	6	1	140	2	31	0
Terrence Magee	1	1	0	44	0	44	0

RECEIVING	No.	Yds.	TD	Long
Travin Dural	6	124	0	49
Malachi Dupre	4	120	2	44
Terrence Magee	4	29	0	13
Darrel Williams	2	38	0	25
Trey Quinn	2	24	0	19
Travis Dickson	1	5	0	5
Leonard Fournette	1	1	0	1

PUNTING	No.	Yds.	Avg.	Long	I20
Jamie Keehn	8	409	51.1	62	3

FIELD GOALS	Att.	Made	Long	KICKS
Colby Delahoussaye	1	1	30	Made: 30

ALL RETURNS	Punts			Kickoffs			Intercepted		
	No.	Yds.	Lg.	No.	Yds.	Lg.	No.	Yds.	Lg.
Leonard Fournette	0	0	0	3	60	27	0	0	0

Mississippi State

RUSHING	Att.	Gain	Lost	Net	TD	Long
Josh Robinson	16	197	0	197	1	66
Dak Prescott	22	118	13	105	1	56
Ashton Shumpert	3	10	0	10	0	5
Nick Griffin	4	9	2	7	0	7
Jameon Lewis	2	7	0	7	0	7
Brandon Holloway	1	0	0	0	0	0
TEAM	1	0	24	-24	0	0

PASSING	Att.	Comp	Int.	Yds.	TD	Long	Sacks
Dak Prescott	24	15	0	268	2	74	2

RECEIVING	No.	Yds.	TD	Long
Jameon Lewis	5	116	1	74
De'Runnya Wilson	4	91	1	44
Gabe Myles	4	32	0	16
Malcolm Johnson	1	25	0	25
Josh Robinson	1	4	0	4

PUNTING	No.	Yds.	Avg.	Long	I20
Devon Bell	6	243	40.5	44	2

FIELD GOALS	Att.	Made	Long	KICKS
Evan Sobiesk	2	2	28	Made: 27, 28

ALL RETURNS	Punts			Kickoffs			Intercepted		
	No.	Yds.	Lg.	No.	Yds.	Lg.	No.	Yds.	Lg.
Jamoral Graham	2	35	21	0	0	0	0	0	0
Will Redmond	0	0	0	0	0	0	1	0	0

Late Rally Comes Up Short As LSU Falls to Mississippi State, 34-29

A furious fourth quarter rally came up short as LSU saw its 14-game winning streak over Mississippi State come to an end with a 34-29 setback to the Bulldogs in Tiger Stadium. The win was the first over LSU for the Bulldogs since 1999 and the first in Tiger Stadium for Mississippi State since 1991. Despite falling behind 34-10 early in the fourth quarter following a Mississippi State field goal, LSU had the ball inside the Bulldog 49-yard line with seven seconds left and a shot at a game-winning "Hail Mary" pass. The Tigers fell just short as **Brandon Harris'** pass was intercepted at the 1-yard line to end the game. LSU outscored the Bulldogs 19-0 over the final 12 minutes of the contest to get to within 34-29. Down 34-10, LSU strung together three straight TD drives, including two in a 28-second span, in the fourth quarter. **Kenny Hilliard** scored on a 1-yard run to get LSU to within 34-16. Harris connected with **Malachi Dupre** on a 31-yard TD pass with 1:55 to go to make it 34-22. Following a Mississippi State turnover, LSU needed just 15 seconds and two plays to score again, another Harris-to-Dupre TD pass, to make it 34-29. LSU forced Mississippi State to punt on its next possession, taking over with 20 seconds left at its own 20-yard line. Harris got LSU inside the MSU 50-yard line before his last-second heave fell short. MSU scored the first 17 points of the game and led 17-3 at halftime. LSU's **Danielle Hunter** pulled the Tigers to within 17-10 just 12 seconds into the second half when he picked up a fumble and ran 25 yards for a touchdown. MSU responded with two big scoring plays – a 56-yard run and a 74-yard pass – to stretch the margin to 31-10 midway through the third quarter. It stayed that way until MSU tacked on a field goal 11 seconds into the fourth quarter. For the game, MSU tallied 570 yards (302 rushing, 268 passing), while LSU managed 430 yards (89 rushing, 341 passing). **Anthony Jennings** connected on 13-of-26 passes for 157 yards, while Harris completed 6-of-9 for 140 yards and 2 scores. **Travin Dural** led LSU with 6 receptions for 124 yards, while Dupre had four catches for 120 yard and 2 TDs.

Scoring

	1	2	3	4	F
Mississippi State	14	3	14	3	- 34
LSU	0	3	7	19	- 29

MSU	10:47	1Q	Wilson 9 yd pass from Prescott (Sobiesk kick)
MSU	0:45	1Q	Robinson 3 yd run (Sobiesk kick)
MSU	9:26	2Q	Sobiesk 27 yd field goal
LSU	1:20	2Q	Delahoussaye 30 yd field goal
LSU	14:48	3Q	Hunter 25 yd fumble recovery (Delahoussaye kick)
MSU	12:44	3Q	Prescott 56 yd run (Sobiesk kick)
MSU	9:35	3Q	Lewis 74 yd pass from Prescott (Sobiesk kick)
MSU	14:49	4Q	Sobiesk 28 yd field goal
LSU	12:34	4Q	Hilliard 1 yd run (Jennings rush failed)
LSU	1:55	4Q	Dupre 31 yd pass from Harris (Harris rush failed)
LSU	1:27	4Q	Dupre 30 yd pass from Harris (Delahoussaye kick)

Team Stats

	MSU	LSU
FIRST DOWNS	23	20
RUSHING	14	6
PASSING	9	13
PENALTY	0	1
RUSHING ATTEMPTS	49	36
YARDS GAINED RUSHING	341	125
YARDS LOST RUSHING	39	36
NET YARDS RUSHING	302	89
NET YARDS PASSING	268	341
PASSES ATTEMPTED	24	36
PASSES COMPLETED	15	20
HAD INTERCEPTED	0	1
TOTAL OFFENSIVE PLAYS	73	72
TOTAL NET YARDS	570	430
AVERAGE GAIN PER PLAY	7.8	6.0
FUMBLES/LOST	3/2	2/0
PENALTIES/YARDS	6/41	3/28
INTERCEPTIONS/YARDS	1/0	0/0
PUNTS/YARDS	6/243	8/409
AVERAGE PER PUNT	40.5	51.1
PUNT RETURNS/YARDS	2/35	0/0
KICKOFF RETURNS/YARDS	0/0	3/60
POSSESSION TIME	29:56	30:04
THIRD-DOWN CONVERSIONS	5/14	2/13

Game 5

New Mexico State **7**
#17/18 LSU **63**

Sept. 27, 2014
Tiger Stadium
Baton Rouge, La.
101,987

F

LSU

RUSHING	Att.	Gain	Lost	Net	TD	Long
Leonard Fournette	18	122	0	122	2	17
Terrence Magee	8	62	0	62	1	23
Darrel Williams	10	59	0	59	0	13
Kenny Hilliard	7	53	0	53	0	26
Brandon Harris	5	36	0	36	2	21
Miquel James	2	24	0	24	0	19
Anthony Jennings	3	18	9	9	0	9
Team	1	0	2	-2	0	0

PASSING	Att.	Comp	Int	Yds	TD	Long	Sacks
Brandon Harris	14	11	0	178	3	33	0
Anthony Jennings	5	2	2	11	0	7	1
Brad Kragthorpe	1	1	0	11	0	11	0

RECEIVING	No.	Yds.	TD	Long
Malachi Dupre	3	54	1	27
Trey Quinn	3	46	0	27
Travin Dural	3	40	1	22
Leonard Fournette	1	33	0	33
Darrel Williams	1	11	0	11
John Diarse	1	9	0	9
Terrence Magee	1	4	0	4
Melvin Jones	1	3	1	3

PUNTING	No.	Yds.	Avg.	Long	I20
Jamie Keehn	3	143	47.7	57	0

FIELD GOALS
None

ALL RETURNS	Punts			Kickoffs			Intercepted		
	No.	Yds.	Lg.	No.	Yds.	Lg.	No.	Yds.	Lg.
Tre'Davious White	2	17	12	0	0	0	1	0	0
Trey Quinn	1	7	7	0	0	0	0	0	0
Kendell Beckwith	0	0	0	0	0	0	1	29	29

New Mexico State

RUSHING	Att.	Gain	Lost	Net	TD	Long
Andrew Allen	5	113	0	113	1	79
Xavier Hall	13	34	1	33	0	7
Tyler Rogers	5	27	3	24	0	8
Marquette Washington	6	19	1	18	0	5
Brandon Betancourt	7	10	0	10	0	3
Adam Shapiro	1	0	26	-26	0	0

PASSING	Att.	Comp	Int.	Yds.	TD	Long	Sacks
Tyler Rogers	31	14	2	86	0	23	0
Andrew Allen	2	2	0	16	0	10	0

RECEIVING	No.	Yds.	TD	Long
Teldrick Morgan	5	44	0	23
Adam Shapiro	3	15	0	9
Rayvean Moore	2	15	0	9
Joseph Matthews	2	14	0	10
Joshua Bowen	2	14	0	15
Andrew Dean	1	0	0	0
Brandon Betancourt	1	0	0	0

PUNTING	No.	Yds.	Avg.	Long	I20
Stephen Witkowski	10	381	38.1	54	2

FIELD GOALS
Maxwell Johnson 1 0 0 Missed: 40

ALL RETURNS	Punts			Kickoffs			Intercepted		
	No.	Yds.	Lg.	No.	Yds.	Lg.	No.	Yds.	Lg.
Teldrick Morgan	2	7	5	1	21	21	0	0	0
Cassius Corley	0	0	0	0	0	0	1	0	0
Kawe Johnson	0	0	0	0	0	0	1	0	0

Harris and Fournette Power LSU Past New Mexico State, 63-7

Leonard Fournette rushed for a career-high 122 yards and 2 TDs, while **Brandon Harris** came off the bench to direct LSU on seven consecutive touchdown drives as the 17th-ranked Tigers overpowered New Mexico State, 63-7. LSU improved to 4-1 overall with the win as the Tigers stretched their non-conference regular season winning streak to 49 straight. The win was also the 99th at LSU for head coach **Les Miles**. Harris took over at quarterback for **Anthony Jennings** (2-of-5, 11 yards, 2 interceptions) and immediately ignited a sputtering offense, guiding LSU on scoring drives of 80, 62, 70, and 3 yards to give the Tigers a 42-7 advantage at halftime. Fournette scored on runs of 17 and 5 yards in the second quarter, while Harris hit **Malachi Dupre** with a 27-yard pass and **Melvin Jones** with a 3-yard pass to complete the first half scoring for the Tigers. Harris connected with **Travin Dural** on a 10-yard pass on LSU's opening possession of the second half to stretch the lead to 49-7. Harris added TD runs of 1 and 2 yards to round out the scoring for the Tigers and LSU racked up 563 total yards of offense (363 rushing, 200 passing). LSU's defense, minus one play, had another outstanding game, limiting the Aggies to 13 first downs and 274 total yards (172 rushing, 102 passing). New Mexico State's only points came on a 79-yard run by QB Andrew Allen in the second quarter. LSU's defense scored for the second straight contest as LB **Kendell Beckwith** intercepted a pass and raced 29 yards for a TD in the first quarter. LSU won despite turning the ball over on four of its six first quarter possessions. LSU's defense forced four turnovers in the contest (2 interceptions, 2 fumbles). For the game, Harris completed 11-of-14 passes for 178 yards and 3 scores. He also rushed for 36 yards and a pair of TDs. **Terrence Magee** had his best game of the season, rushing for 62 yards and a TD. **Darrel Williams** (59 yards) and **Kenny Hilliard** (53 yards) were the other leaders in the rushing attack for LSU. Dupre led LSU with 54 yards on 3 catches, while **Trey Quinn** had three receptions for 46 yards and Dural three for 40 yards. **Kwon Alexander** (8 tackles) and **D.J. Welter** (8 tackles, 1 fumble recovery, 1 QB hurry) led the Tiger defense.

Scoring

	1	2	3	4	F
NMSU	0	7	0	0	-7
LSU	14	28	14	7	-63

LSU	2:07	1Q	Magee 11 yd run (Delahoussaye kick)
LSU	0:19	1Q	Beckwith 29 yd INT. return (Delahoussaye kick)
LSU	5:52	2Q	Fournette 17 yd run (Delahoussaye kick)
LSU	4:06	2Q	Dupre 27 yd pass from Harris (Delahoussaye kick)
NMSU	3:14	2Q	Allen 79 yd run (Johnson kick)
LSU	1:49	2Q	Fournette 5 yd run (Delahoussaye kick)
LSU	0:56	2Q	M. Jones 3 yd pass from Harris (Delahoussaye kick)
LSU	10:18	3Q	Dural 10 yd pass from Harris (Delahoussaye kick)
LSU	1:48	3Q	Harris 1 yd run (Delahoussaye kick)
LSU	12:40	4Q	Harris 2 yd run (Delahoussaye kick)

Team Stats

	NMSU	LSU
FIRST DOWNS	13	29
RUSHING	7	20
PASSING	5	8
PENALTY	1	1
RUSHING ATTEMPTS	37	54
YARDS GAINED RUSHING	203	374
YARDS LOST RUSHING	31	11
NET YARDS RUSHING	172	363
NET YARDS PASSING	102	200
PASSES ATTEMPTED	33	20
PASSES COMPLETED	16	14
HAD INTERCEPTED	2	2
TOTAL OFFENSIVE PLAYS	70	74
TOTAL NET YARDS	274	563
AVERAGE GAIN PER PLAY	3.9	7.6
FUMBLES/LOST	4/2	2/2
PENALTIES/YARDS	5/35	5/35
INTERCEPTIONS/YARDS	2/0	2/29
PUNTS/YARDS	10/381	3/143
AVERAGE PER PUNT	38.1	47.7
PUNT RETURNS/YARDS	2/7	3/24
KICKOFF RETURNS/YARDS	1/21	0/0
POSSESSION TIME	24:43	35:17
THIRD-DOWN CONVERSIONS	4/17	3/6
FOURTH-DOWN CONVERSIONS	0/0	0/0
SACKS BY	1/9	0/0

Game 6

#15 LSU
#5 Auburn

7
41

Oct. 4, 2014
Jordan-Hare Stadium
Auburn, Ala.
87,451

F

LSU

RUSHING	Att.	Gain	Lost	Net	TD	Long
Leonard Fournette	10	45	3	42	0	10
Brandon Harris	8	46	10	36	0	32
Terrence Magee	8	25	2	23	0	8
Darrel Williams	4	23	4	19	0	14
Kenny Hilliard	4	11	0	11	1	6
Anthony Jennings	2	9	2	7	0	9

PASSING	Att.	Comp	Int	Yds	TD	Long	Sacks
Brandon Harris	14	3	0	58	0	52	1
Anthony Jennings	10	5	0	84	0	40	0

RECEIVING	No.	Yds.	TD	Long
John Diarse	2	40	0	37
Darrel Williams	2	6	0	3
Malachi Dupre	1	52	0	52
Travin Dural	1	40	0	40
Travis Dickson	1	6	0	6
Trey Quinn	1	-2	0	0

PUNTING	No.	Yds.	Avg.	Long	I20
Jamie Keehn	8	338	42.2	48	1

FIELD GOALS	Att.	Made	Long	KICKS
None				

ALL RETURNS	Punts			Kickoffs			Intercepted		
	No.	Yds.	Lg.	No.	Yds.	Lg.	No.	Yds.	Lg.
Tre'Davious White	1	10	10	0	0	0	0	0	0
Leonard Fournette	0	0	0	2	44	24	0	0	0

Auburn

RUSHING	Att.	Gain	Lost	Net	TD	Long
Cameron Artis-Payne	24	127	1	126	0	34
Nick Marshall	16	124	5	119	2	29
Corey Grant	4	29	0	29	1	16
Roc Thomas	3	16	0	16	0	11
Peyton Barber	1	5	0	5	0	5
Quan Bray	1	3	0	3	0	3

PASSING	Att.	Comp	Int.	Yds.	TD	Long	Sacks
Nick Marshall	22	14	0	207	2	56	1
Jeremy Johnson	3	3	0	61	0	38	0

RECEIVING	No.	Yds.	TD	Long
Sammie Coates	4	144	1	56
Cameron Artis-Payne	3	35	0	19
D'haquille Williams	2	28	0	26
Quan Bray	2	22	0	19
C.J. Uzomah	2	10	1	9
Tony Stevens	1	22	0	22
Ricardo Louis	1	4	0	4
Marcus Davis	1	2	0	2
Stanton Truitt	1	1	0	1

PUNTING	No.	Yds.	Avg.	Long	I20
Daniel Carlson	3	122	40.7	45	1
Jimmy Hutchinson	1	29	29.0	29	1

FIELD GOALS	Att.	Made	Long	KICKS
Daniel Carlson	2	2	46	Made: 46, 42

ALL RETURNS	Punts			Kickoffs			Intercepted		
	No.	Yds.	Lg.	No.	Yds.	Lg.	No.	Yds.	Lg.
Quan Bay	3	15	13	0	0	0	0	0	0
Corey Grant	0	0	0	1	27	27	0	0	0

Auburn Uses High-Powered Offense to Beat LSU, 41-7

Auburn quarterback Nick Marshall ran for two touchdowns and threw for two TDs as No. 5 Auburn beat 15th-ranked LSU, 41-7, in Jordan-Hare Stadium. The win was the first for Auburn over LSU since a 2010 victory. Auburn scored the first four times it touched the football, building a 31-7 lead at halftime. Trailing 17-0, LSU got its only points of the game on a 1-yard TD run by **Kenny Hilliard**. Hilliard's TD was setup on a 52-yard pass from **Brandon Harris** to **Malachi Dupre** that gave the Tigers the ball at the 1-yard line. LSU scored on its next play to pull to within 17-7 late in the first quarter. Auburn responded with a TD on the ensuing possession to stretch the margin to 24-7. Auburn tacked on a touchdown late in the second quarter on a 29-yard run by Marshall to extend the lead to 31-7. LSU limited Auburn to just 10 points in the second half. Harris, a true freshman, made his first career start for LSU, completing 3-of-14 passes for 58 yards. He also rushed for 36 yards on eight carries. **Leonard Fournette** led the LSU offense with 42 yards rushing, while **John Diarse** caught 2 passes for 40 yards and Dupre one pass for 52 yards. For the game, LSU had 282 yards of total offense and was hampered by going 0-for-13 on third-down conversions. LSU had four possessions inside the Auburn 30-yard line that ended with no points. Auburn, on the other hand, racked up 566 total yards, and they converted on 6-of-12 third-down opportunities. Defensively, DE **Danielle Hunter** led LSU with a career-best 12 tackles, while LB **Lamar Louis** had nine stops. LSU dropped to 4-2 overall and 0-2 in the SEC with the loss, while Auburn improved to 5-0 overall and 2-0 in league play.

Scoring

	1	2	3	4	F
LSU	7	0	0	0	-7
Auburn	17	14	3	7	-41

AU	10:16	1Q	Carlson 46 yd field goal
AU	7:05	1Q	Coates 56 yd pass from Marshall (Carlson kick)
AU	3:38	1Q	Marshall 7 yd run (Carlson kick)
LSU	1:24	1Q	Hilliard 1 yd run (Delahoussaye kick)
AU	14:27	2Q	Uzomah 9 yd pass from Marshall (Carlson kick)
AU	2:12	2Q	Marshall 29 yd run (Carlson kick)
AU	7:33	3Q	Carlson 42 yd field goal
AU	8:44	4Q	Grant 12 yd run (Carlson kick)

Team Stats

	LSU	AU
FIRST DOWNS	13	25
RUSHING	6	15
PASSING	3	9
PENALTY	4	1
RUSHING ATTEMPTS	36	49
YARDS GAINED RUSHING	159	304
YARDS LOST RUSHING	21	6
NET YARDS RUSHING	138	298
NET YARDS PASSING	142	268
PASSES ATTEMPTED	24	25
PASSES COMPLETED	8	17
HAD INTERCEPTED	0	0
TOTAL OFFENSIVE PLAYS	60	74
TOTAL NET YARDS	280	566
AVERAGE GAIN PER PLAY	4.7	7.6
FUMBLES/LOST	2/0	1/1
PENALTIES/YARDS	5/31	7/80
INTERCEPTIONS/YARDS	0/0	0/0
PUNTS/YARDS	8/338	4/151
AVERAGE PER PUNT	42.2	37.8
PUNT RETURNS/YARDS	1/10	3/15
KICKOFF RETURNS/YARDS	2/44	1/27
POSSESSION TIME	27:29	32:31
THIRD-DOWN CONVERSIONS	0/13	6/12
FOURTH-DOWN CONVERSIONS	1/4	0/0
SACKS BY	1/5	1/5

Game 7

LSU
Florida

30
27

Oct. 11, 2014
Ben Hill Griffin Stadium
Gainesville, Fla.
88,014

F

LSU

RUSHING	Att.	Gain	Lost	Net	TD	Long
Leonard Fournette	27	143	3	140	2	20
Terrence Magee	6	50	0	50	0	16
Kenny Hilliard	4	15	0	15	1	10
Darrel Williams	2	4	0	4	0	4
Team	1	0	6	-6	0	0
Anthony Jennings	10	26	34	-8	0	13

PASSING	Att.	Comp	Int	Yds	TD	Long	Sacks
Anthony Jennings	21	10	0	110	1	41	4
TEAM	1	0	0	0	0	0	0

RECEIVING	No.	Yds.	TD	Long
Melvin Jones	4	19	0	5
Trey Quinn	3	31	0	13
Travin Dural	2	52	1	41
Malachi Dupre	1	8	0	8

PUNTING	No.	Yds.	Avg.	Long	I20
Jamie Keehn	8	363	45.4	52	2

FIELD GOALS	Att.	Made	Long	KICKS
Colby Delahoussaye	1	1	50	Made: 50

ALL RETURNS	Punts			Kickoffs			Intercepted		
	No.	Yds.	Lg.	No.	Yds.	Lg.	No.	Yds.	Lg.
Tre'Davious White	0	0	0	0	0	0	1	0	0
Rickey Jefferson	0	0	0	0	0	0	1	23	23
Leonard Fournette	0	0	0	4	85	25	0	0	0

Florida

RUSHING	Att.	Gain	Lost	Net	TD	Long
Jeff Driskel	21	77	6	71	1	10
Andre Debose	1	35	0	35	0	35
Matt Jones	4	12	1	11	0	9
Brandon Powell	3	6	0	6	0	4
Kelvin Taylor	2	2	2	0	0	2
Mack Brown	1	0	0	0	0	0

PASSING	Att.	Comp	Int.	Yds.	TD	Long	Sacks
Jeff Driskel	25	14	2	183	1	73	0

RECEIVING	No.	Yds.	TD	Long
Brandon Powell	6	66	0	21
Demarcus Robinson	5	104	1	73
Tevin Westbrook	1	8	0	8
Matt Brown	1	7	0	7
Latroy Pittman	1	-2	0	0

PUNTING	No.	Yds.	Avg.	Long	I20
Kyle Christy	4	190	47.5	63	1

FIELD GOALS	Att.	Made	Long	KICKS
Francisco Velez	2	2	34	Made: 34, 18

ALL RETURNS	Punts			Kickoffs			Intercepted		
	No.	Yds.	Lg.	No.	Yds.	Lg.	No.	Yds.	Lg.
Andre Debose	2	115	62	2	34	19	0	0	0
Adam Lane	0	0	0	1	20	20	0	0	0

Miles Gets Win No. 100 as Tigers Use Late Field Goal to Beat Florida, 30-27

Les Miles won his 100th game at LSU as **Colby Delahoussaye** kicked a 50-yard field goal with three seconds left to lift the Tigers to a 30-27 win over Florida in Gainesville. Delahoussaye's field goal capped a wild fourth quarter that saw the teams exchange the lead three times to go along with a tie. LSU improved to 5-2 overall and 1-2 in the SEC with the win, while Florida fell to 3-2 overall and 2-2 in conference action. Trailing 20-17 midway through the fourth quarter, Florida returned an LSU punt 53 yards to the Tiger 9-yard line to get the excitement started. The Gators scored two plays later to re-gain the lead at 24-20 with 6:10 to play. LSU responded with a 9-play, 75-yard drive capped with a one-handed, 11-yard TD grab by **Travin Dural** to give the Tigers a 27-24 advantage with 2:40 to go. **Anthony Jennings** connected with Dural on 3rd-and-25 with a 41-yard completion to extend the drive that gave the Tigers the lead back. The back-and-forth continued on the first play of Florida's ensuing possession as the Gators completed a 73-yard pass to the LSU 2-yard line. The Tiger defense stiffened and held Florida out of the endzone, forcing the Gators to kick an 18-yard field goal that tied the game at 27-27 with 1:49 to play. LSU went 3-and-out deep in its own territory on its next possession, giving the Gators a chance at winning the game in the final minute. Florida went 13 yards on two plays to get to the LSU 45-yard line before **Rickey Jefferson** picked off a Jeff Driskel pass and returned it 23 yards to the Florida 36-yard line with 24 seconds left. The Tigers ran one play and clocked the ball on their second play to setup the game-winning field goal for Delahoussaye. Florida started the scoring in the first quarter when the Gators returned a punt 62 yards for a TD. **Leonard Fournette** tied the score at 7-7 just two minutes later with a 12-yard run. The Gators extended their lead to 17-7 early in the second quarter before **Kenny Hilliard** scored on a 1-yard plunge to pull LSU to within 17-14 at halftime. LSU took its first lead of the game late in the third quarter when Fournette scored from two yards out, giving the Tigers a 20-17 advantage. Fournette finished with a career-best 140 yards and 2 TDs on 27 carries to lead LSU.

Scoring

	1	2	3	4	F
LSU	7	7	6	10	- 30
Florida	14	3	0	10	- 27

UF	8:52	1Q	Debose 62 yd punt return (Velez kick)		
LSU	6:21	1Q	Fournette 12 yd run (Delahoussaye kick)		
UF	2:32	1Q	Driskel 9 yd run (Velez kick)		
UF	11:07	2Q	Velez 34 yd field goal		
LSU	4:12	2Q	Hilliard 1 yd run (Delahoussaye kick)		
LSU	3:42	3Q	Fournette 2 yd run (Delahoussaye kick failed)		
UF	6:10	4Q	Robinson 11 yd pass from Driskel (Velez kick)		
LSU	2:40	4Q	Dural 11 yd pass from Jennings (Delahoussaye kick)		
UF	1:49	4Q	Velez 18 yd field goal		
LSU	0:03	4Q	Delahoussaye 50 yd field goal		

Team Stats

	LSU	UF
FIRST DOWNS	21	13
RUSHING	11	8
PASSING	7	4
PENALTY	3	1
RUSHING ATTEMPTS	50	32
YARDS GAINED RUSHING	238	132
YARDS LOST RUSHING	43	9
NET YARDS RUSHING	195	123
NET YARDS PASSING	110	183
PASSES ATTEMPTED	22	25
PASSES COMPLETED	10	14
HAD INTERCEPTED	0	2
TOTAL OFFENSIVE PLAYS	72	57
TOTAL NET YARDS	305	306
AVERAGE GAIN PER PLAY	4.2	5.4
FUMBLES/LOST	1/0	1/1
PENALTIES/YARDS	8/80	4/34
INTERCEPTIONS/YARDS	2/23	0/0
PUNTS/YARDS	8/363	4/190
AVERAGE PER PUNT	45.4	47.5
PUNT RETURNS/YARDS	0/0	2/115
KICKOFF RETURNS/YARDS	4/85	3/54
POSSESSION TIME	36:37	23:23
THIRD-DOWN CONVERSIONS	7/16	2/12
FOURTH-DOWN CONVERSIONS	1/1	2/2
SACKS BY	0/0	4/33

Game 8

Kentucky
LSU

3
41

Oct. 18, 2014
Tiger Stadium
Baton Rouge, La.
101,581

F

LSU

RUSHING	Att.	Gain	Lost	Net	TD	Long
Terrence Magee	9	127	0	127	2	38
Darrel Williams	10	61	0	61	0	17
Leonard Fournette	15	43	3	40	1	11
Anthony Jennings	7	53	13	40	0	31
Kenny Hilliard	7	29	0	29	0	7
Brandon Harris	1	8	0	8	0	8
Melvin Jones	1	1	0	1	0	1
TEAM	1	0	3	-3	0	0

PASSING	Att.	Comp	Int	Yds	TD	Long	Sacks
Anthony Jennings	14	7	0	120	1	32	1
Brandon Harris	1	0	1	0	0	0	0

RECEIVING	No.	Yds.	TD	Long
Terrence Magee	3	44	0	18
Travin Dural	2	39	1	32
Travis Dickson	1	27	0	27
Kenny Hilliard	1	10	0	10

PUNTING	No.	Yds.	Avg.	Long	I20
Jamie Keehn	4	178	44.5	57	2

FIELD GOALS	Att.	Made	Long	KICKS
Colby Delahoussaye	2	2	35	Made: 21, 35

ALL RETURNS	Punts			Kickoffs			Intercepted		
	No.	Yds.	Lg.	No.	Yds.	Lg.	No.	Yds.	Lg.
Tre'Davious White	4	114	67	0	0	0	0	0	0
Terrence Magee	0	0	0	1	49	49	0	0	0

Kentucky

RUSHING	Att.	Gain	Lost	Net	TD	Long
Mikel Horton	5	30	1	29	0	20
Stanley Williams	7	19	0	19	0	6
Patrick Towles	7	22	6	16	0	16
Braylon Heard	3	5	1	4	0	3
Jojo Kemp	4	5	2	3	0	2
Josh Clemons	1	0	0	0	0	0

PASSING	Att.	Comp	Int.	Yds.	TD	Long	Sacks
Patrick Towles	36	19	0	146	0	33	2

RECEIVING	No.	Yds.	TD	Long
Ryan Timmons	4	24	0	17
Demarco Robinson	3	52	0	33
Stanley Williams	3	15	0	8
Garrett Johnson	2	30	0	16
Blake Bone	2	15	0	9
Braylon Heard	2	-5	0	1
Javess Blue	1	11	0	11
D.J. Warren	1	6	0	6
Mikel Horton	1	-2	0	0

PUNTING	No.	Yds.	Avg.	Long	I20
Landon Foster	8	325	40.6	49	0

FIELD GOALS	Att.	Made	Long	KICKS
Austin MacGinnis	1	1	33	Made: 33

ALL RETURNS	Punts			Kickoffs			Intercepted		
	No.	Yds.	Lg.	No.	Yds.	Lg.	No.	Yds.	Lg.
Demarco Robinson	1	1	1	0	0	0	0	0	0
Stanley Williams	0	0	0	3	60	28	0	0	0
Marcus McWilson	0	0	0	0	0	0	1	0	0

Magee and Dominant Defense Help LSU Cruise Past Kentucky, 41-3

Terrence Magee rushed for a season-high 127 yards and two touchdowns to help lead LSU past Kentucky, 41-3 in Tiger Stadium. LSU improved to 6-2 with the win as the Tigers ran their record to 45-4 in night games in Tiger Stadium under **Les Miles**. Defensively, LSU held the Wildcats to season-lows for points (3), total yards (217), rushing yards (71), and passing yards (146). LSU wasted little time in taking control of the game as Magee returned the opening kickoff 49 yards to setup the Tigers' first score – a 1-yard run by **Leonard Fournette**. **Colby Delahoussaye** stretched the lead to 10-0 with a 21-yard field goal on LSU's next possession. The Tigers led 17-0 in the first quarter after **Tre'Davious White** returned a punt 67 yards for a touchdown. Kentucky scored its only points on a 33-yard field goal at the 1:15 mark in the first quarter. LSU increased its lead to 24-3 just before halftime when **Anthony Jennings** connected with **Travin Dural** on a 32-yard TD pass. With just 44 seconds left in the half, LSU opted to squib the ensuing kickoff, which the Tigers recovered at the Kentucky 37-yard line thanks to a fortuitous bounce. Delahoussaye banked in a 35-yard field goal off the left upright to stretch the lead to 27-3 at halftime. Magee scored on runs of 9 and 23 yards in the third quarter as the Wildcats never threatened in the second half. Magee finished with a career-high 220 all-purpose yards (127 rushing, 44 receiving, 49 kickoff returns). For the game, LSU's offense racked up 303 rushing yards and 423 total yards. Jennings completed 7-of-14 passes for 120 yards and a score as he ran his record to 6-1 as a starting quarterback. The three points were the fewest allowed in an SEC game by the Tigers since a 52-3 win over Ole Miss in 2011. **Kendell Beckwith** led LSU with nine tackles, while **Danielle Hunter** had six tackles, two tackles for loss and batted down three passes to pace the Tiger defense.

Scoring

	1	2	3	4	F
Kentucky	3	0	0	0	-3
LSU	17	10	14	0	-41

LSU	12:09	1Q	Fournette 1 yd run (Delahoussaye kick)
LSU	7:30	1Q	Delahoussaye 21 yd field goal
LSU	5:47	1Q	White 67 yd punt return (Delahoussaye kick)
UK	1:15	1Q	MacGinnis 33 yd field goal
LSU	0:44	2Q	Dural 32 yd pass from Jennings (Delahoussaye kick)
LSU	0:07	2Q	Delahoussaye 35 yd field goal
LSU	10:37	3Q	Magee 9 yd run (Delahoussaye kick)
LSU	3:27	3Q	Magee 23 yd run (Delahoussaye kick)

Team Stats

	UK	LSU
FIRST DOWNS	12	20
RUSHING	5	13
PASSING	6	5
PENALTY	1	2
RUSHING ATTEMPTS	27	51
YARDS GAINED RUSHING	81	322
YARDS LOST RUSHING	10	19
NET YARDS RUSHING	71	303
NET YARDS PASSING	146	120
PASSES ATTEMPTED	36	15
PASSES COMPLETED	19	7
HAD INTERCEPTED	0	1
TOTAL OFFENSIVE PLAYS	63	66
TOTAL NET YARDS	217	423
AVERAGE GAIN PER PLAY	3.4	6.4
FUMBLES/LOST	0/0	1/0
PENALTIES/YARDS	5/55	10/80
INTERCEPTIONS/YARDS	1/0	0/0
PUNTS/YARDS	8/325	4/178
AVERAGE PER PUNT	40.6	44.5
PUNT RETURNS/YARDS	1/1	4/114
KICKOFF RETURNS/YARDS	3/60	1/49
POSSESSION TIME	27:02	32:58
THIRD-DOWN CONVERSIONS	5/17	7/13
FOURTH-DOWN CONVERSIONS	1/3	0/0
SACKS BY	1/13	2/6

Game 9

#3 Ole Miss 7
 #24/23 LSU 10

Oct. 25, 2014
 Tiger Stadium
 Baton Rouge, La.
 102,321

F

LSU

RUSHING						
	Att.	Gain	Lost	Net	TD	Long
Leonard Fournette	23	113	0	113	0	22
Terrence Magee	12	75	1	74	0	25
Kenny Hilliard	12	64	1	63	0	18
Melvin Jones	3	11	0	11	0	6
Anthony Jennings	4	7	5	2	0	3
Darrel Williams	1	1	0	1	0	1

PASSING							
	Att.	Comp	Int	Yds	TD	Long	Sacks
Anthony Jennings	16	8	2	142	1	40	0

RECEIVING				
	No.	Yds.	TD	Long
Terrence Magee	2	45	0	32
Trey Quinn	2	42	0	32
Leonard Fournette	2	41	0	40
Travin Dural	1	11	0	11
Logan Stokes	1	3	1	3

PUNTING					
	No.	Yds.	Avg.	Long	I20
Jamie Keehn	4	157	39.2	45	1

FIELD GOALS				
	Att.	Made	Long	KICKS
Colby Delahoussaye	2	1	21	Made: 21; Missed, 28

ALL RETURNS								
Punts			Kickoffs			Intercepted		
No.	Yds.	Lg.	No.	Yds.	Lg.	No.	Yds.	Lg.
Tre'Davious White	2	0	3	0	0	0	0	0
Leonard Fournette	0	0	0	2	57	32	0	0
Ronald Martin	0	0	0	0	0	0	1	1

Ole Miss

RUSHING						
	Att.	Gain	Lost	Net	TD	Long
Bo Wallace	12	49	9	40	0	12
I'Tavius Matthers	8	38	3	35	0	13
Cody Core	1	30	0	30	0	30
Jaylen Walton	12	31	2	29	0	8
Jeremy Liggins	1	3	0	3	0	3

PASSING							
	Att.	Comp	Int.	Yds.	TD	Long	Sacks
Bo Wallace	33	14	1	176	1	43	2
Jordan Wilkins	1	0	0	0	0	0	0

RECEIVING				
	No.	Yds.	TD	Long
Laquon Treadwell	4	71	0	27
Cody Core	4	45	1	15
Jaylen Walton	4	41	0	43
Markell Pack	1	12	0	12
Vince Sanders	1	7	0	7

PUNTING					
	No.	Yds.	Avg.	Long	I20
Will Gleeson	6	230	38.3	50	4
Gary Wunderlich	2	95	47.5	54	1

FIELD GOALS				
	Att.	Made	Long	KICKS
None				

ALL RETURNS								
Punts			Kickoffs			Intercepted		
No.	Yds.	Lg.	No.	Yds.	Lg.	No.	Yds.	Lg.
Markell Pack	1	1	1	0	0	0	0	0
Jaylen Walton	0	0	0	2	36	18	0	0
Senquez Golson	0	0	0	0	0	0	1	0
Mike Hilton	0	0	0	0	0	0	1	0

LSU Defense Stands Tall as Tigers Knock Off No. 3 Ole Miss, 10-7

LSU's defense put together another dominant effort, limiting third-ranked Ole Miss to just a first-quarter touchdown as the Tigers upset the previously unbeaten Rebels, 10-7, in Tiger Stadium. LSU held the Rebels to their season low for points (7) and total yards (317), while the Tiger offense racked up 406 yards, including 264 on the ground against an Ole Miss defense that was rated among the best in the nation. Ole Miss went into the game allowing just 97 rushing yards a contest. LSU was the first team to go over the 200-yard rushing mark against the Rebels in 2014. Down 7-3 early in the fourth quarter, **Anthony Jennings** directed the Tigers on a 13-play, 95-yard drive capped with a 3-yard TD pass to tight end **Logan Stokes** to put LSU up 10-7 with 5:07 to play in the contest. LSU ran the ball 12 of the 13 plays on the game-winning drive. LSU's defense twice turned Ole Miss back in the final five minutes of the game. Ole Miss turned the ball over on downs at the LSU 47-yard line to end a drive with 1:44 left and then after an LSU punt, the Rebels got to the Tiger 30-yard line before **Ronald Martin** intercepted a Bo Wallace pass with two seconds left at the LSU 2-yard line to secure the victory. Had it not been for four LSU turnovers and a missed field goal, the game may not have been as close. LSU missed a 28-yard field goal on its first possession and then fumbled the ball away at the Ole Miss 1-yard line on its second possession. Ole Miss led 7-0 after the first quarter. The Tigers fumbled the ball away inside Ole Miss territory on their first possession of the second quarter. After an Ole Miss punt, the Tigers got their first points of the game when **Colby Delahoussaye** connected on a 21-yard field goal. Ole Miss led 7-3 at halftime. The score remained that way until early in the fourth quarter when Jennings led LSU on its game-winning drive. On 12 possessions, LSU forced Ole Miss to punt eight times, including seven straight possessions from the second quarter until the 1:44 mark in the fourth quarter when the Rebels turned the ball over on downs. **Leonard Fournette** led LSU with 113 rushing yards, while **Terrence Magee** added 74 and **Kenny Hilliard** 63. Jennings completed 8-of-16 passes for 142 yards and a score. **Kendell Beckwith** led the LSU defense with 11 tackles.

Scoring

	1	2	3	4	F
Ole Miss	7	0	0	0	- 7
LSU	0	3	0	7	- 10

OM	0:07	1Q	Core 15 yd pass from Wallace (Wunderlich kick)		
LSU	2:47	2Q	Delahoussaye 21 yd field goal		
LSU	5:07	4Q	Stokes 3 yd pass from Jennings (Delahoussaye kick)		

Team Stats

	OM	LSU
FIRST DOWNS	15	22
RUSHING	7	15
PASSING	7	6
PENALTY	1	1
RUSHING ATTEMPTS	34	55
YARDS GAINED RUSHING	151	271
YARDS LOST RUSHING	14	7
NET YARDS RUSHING	137	264
NET YARDS PASSING	176	142
PASSES ATTEMPTED	34	16
PASSES COMPLETED	14	8
HAD INTERCEPTED	1	2
TOTAL OFFENSIVE PLAYS	68	71
TOTAL NET YARDS	313	406
AVERAGE GAIN PER PLAY	4.6	5.7
FUMBLES/LOST	1/0	3/2
PENALTIES/YARDS	8/52	5/45
INTERCEPTIONS/YARDS	2/0	1/1
PUNTS/YARDS	8/325	4/157
AVERAGE PER PUNT	40.6	39.2
PUNT RETURNS/YARDS	1/1	2/0
KICKOFF RETURNS/YARDS	2/36	2/57
POSSESSION TIME	24:00	36:00
THIRD-DOWN CONVERSIONS	5/17	5/13
FOURTH-DOWN CONVERSIONS	1/3	1/1
SACKS BY	0/0	2/7