

#LSU

@LSUfbal
 @LSUCoachMiles
 /LSUfootball
 @LSUfootball

LSU

2014 FOOTBALL

NATIONAL CHAMPIONS
 1958 • 2003 • 2007

SEC CHAMPIONS
 1935 • 1936 • 1958 • 1961 • 1970
 1986 • 1988 • 2001 • 2003 • 2007 • 2011

GAME

8

Kentucky

October 18, 2014
 6:39 p.m. CT • SEC Network
 Baton Rouge, Louisiana
 Tiger Stadium (102,321)

2014 SCHEDULES

#RV LSU (5-2, 1-2 SEC)

DATE	LSU RANK	OPPONENT	TV	RESULT/TIME
AUGUST (1-0)				
30	#13/13	vs. #14/14 Wisconsin	ESPN	W, 28-24
SEPTEMBER (3-1)				
6	#12/12	Sam Houston State	SECN	W, 56-0
13	#10/9	ULM	ESPNU	W, 31-0
20	#8/8	Mississippi State *	ESPN	L, 34-29
27	#17/18	New Mexico State	SECN	W, 63-7
OCTOBER (1-1)				
4	#15/15	at #5/5 Auburn *	ESPN	L, 41-7
11	#RV/RV	at Florida *	SECN	W, 30-27
18	#RV/RV	Kentucky *	SECN	6:39 p.m.
25		Ole Miss *	TBA	TBA
NOVEMBER				
8		Alabama *	TBA	TBA
15		at Arkansas *	TBA	TBA
27		at Texas A&M *	ESPN	6:30 p.m.
DECEMBER				
6		SEC Championship Game	CBS	3 p.m. Atlanta, Ga.

#RV Kentucky (5-1, 2-1 SEC)

DATE	OPPONENT	TV	RESULT/TIME
AUGUST (1-0)			
30	UT Martin	SECN	W, 59-14
SEPTEMBER (2-1)			
6	Ohio	ESPNU	W, 20-3
13	at Florida *	SECN	L, 36-33 3 OT
27	Vanderbilt *	SECN	W, 17-7
OCTOBER (2-0)			
4	South Carolina *	SECN	W, 45-38
11	ULM	SECN	W, 48-14
18	at LSU *	SECN	6:39 p.m.
25	Mississippi State *	TBA	TBA
NOVEMBER (0-0)			
1	at Missouri *	TBA	TBA
8	Georgia *	TBA	TBA
15	at Tennessee *	TBA	TBA
29	at Louisville	TBA	TBA

ON THE AIR



LSU Sports Radio Network

Jim Hawthorne, play-by-play
 Doug Moreau, analyst
 Gordy Rush, sideline



SEC Network

Brent Musburger, play-by-play
 Jesse Palmer, analyst
 Maria Taylor, sideline reporter



SEC Network (Replay)

Monday, Oct. 20 at midnight CT
 Wednesday, Oct. 22 at 11 a.m.
 Thursday, Oct. 23 at 4 a.m.

BREAKDOWN

LSU

Record 5-2, 1-2 SEC
Ranking RV Associated Press
 RV Amway Coaches
Last Game Oct. 11 in Gainesville, Florida
 def. Florida, 30-27
Head Coach Les Miles
Career Record 128-47/14th year
LSU Record 100-26/10th year
Miles vs. UK 2-1
vs. Stoops 0-0
LSU vs. Kentucky 39-16-1



Kentucky

Record 5-1, 2-1 SEC
Ranking RV Associated Press
 RV Amway Coaches
Last Game Oct. 11 in Lexington, Kentucky
 def. ULM, 48-14
Head Coach Mark Stoops
Career Record 7-11/2nd year
Kentucky Record Same
vs. LSU 0-0
vs. Miles 0-0



NEXT UP

LSU Looks For SEC Eastern Division Sweep Against Kentucky

LSU will look to make it a two-game sweep of its SEC Eastern Division foes on Saturday when the Tigers host Kentucky at 6:39 p.m. CT in Tiger Stadium. The game will be televised on the SEC Network with Brent Musburger, Jesse Palmer and Maria Taylor on the call. LSU enters the game with a 5-2 overall mark and a 1-2 league record following last week's thrilling 30-27 win over Florida in Gainesville. Kentucky is off to its first 5-1 start since 2007 after beating ULM last week, 48-14. The Wildcats are just a triple-overtime loss at Florida from being undefeated. Kentucky brings a 2-1 SEC record into Tiger Stadium. Saturday's game will be the first between LSU and Kentucky since a 35-7 Tiger win in Baton Rouge in 2011. LSU and Kentucky played every year from 1952 until 2007. Since then, the Tigers and Wildcats have just met the one time in Tiger Stadium. LSU has won five of the last six against Kentucky, and Lexington remains the only SEC stadium that **Les Miles** has played a game and hasn't recorded at least one victory. Miles won his 100th game as the LSU head coach last week against Florida. LSU is one win away from becoming bowl eligible for the 15th consecutive season. Offensively, LSU is averaging 34.9 points and 414.1 total yards per game (209.1 rushing, 205.0 passing). Freshman **Leonard Fournette** leads the Tigers in rushing with 504 yards and 6 TDs, while senior **Kenny Hilliard** follows with 324 yards and 6 TDs. LSU has started two quarterbacks this year in sophomore **Anthony Jennings** (57-of-114, 928 yards, 6 TDs, 3 Int.) and true freshman **Brandon Harris** (25-of-44, 452 yards, 6 TDs, 1 Int.). Jennings is 6-1 as a starter (1-0 in 2013, 5-1 in 2014). Sophomore **Travin Dural** leads LSU in receiving with 24 receptions for 626 yards and 6 TDs. Defensively, the Tigers lead the SEC in pass defense at 157.7 yards per game. LSU is allowing 19.0 points and 333.3 total yards a contest. LB **Kwon Alexander** leads the Tigers with 46 tackles and 3.5 tackles for loss while DE **Danielle Hunter** has 40 tackles, 6.0 tackles for loss and a sack.

STORYLINES

- **Les Miles** picked up his 100th win at LSU last week against Florida. Miles joins Charles McClendon (137 wins in 18 years) as the only two coaches in LSU history to win at least 100 games.
- LSU is now 25-1 under Miles following a loss. The Tigers have lost back-to-back games under Miles just one time, that coming in November of 2008 against Ole Miss and Arkansas.
- LSU is 44-4 in night games in Tiger Stadium under **Les Miles**. The record improves to 44-3 in Saturday night home games with all three of those losses coming to teams that were either No. 1 at the time (Florida in 2008 and Alabama in 2012) or reached No. 1 at some point during the year (Mississippi State in 2014).
- LSU will look to complete the SEC Eastern Division sweep on Saturday against Kentucky. LSU is 18-8 against the SEC East in regular season games under **Les Miles**. The

Tigers were 3-0 vs. the SEC East in regular season games in 2010 and 2011.

- **Leonard Fournette's** 140 rushing yards against Florida were the most by a LSU true freshman since 2003 when Justin Vincent had 201 yards in SEC Championship Game win over Georgia.
- LSU is now 43-4 under Miles when having a running back rush for 100 yards in a game. Fournette was the latest to do it with 140 yards in the win over Florida. LSU has won 11 straight games (3 in 2014) when a running back reaches 100 yards in a game.
- LSU has turned the ball over just one time (that coming on a last-second Hail Mary against Mississippi State) in its three SEC games. The Tigers are +5 in turnover margin this season in all games. The Tigers are also +5 in turnovers in SEC games only.
- With the win over Florida, LSU has now won 23 games in which it

trailed in the fourth quarter under **Les Miles**. LSU is 23-23 under Miles when trailing in the fourth quarter. Of the 23 wins, 15 have come against Top 25 teams.

- True freshmen have scored 16 of LSU's 31 offensive touchdowns. And, true freshmen have accounted for 22 of LSU's 31 offensive TDs. QB **Brandon Harris** has accounted for 9 TDs (3 rushing, 6 passing), while RB **Leonard Fournette** has 6, WR **Malachi Dupre** 4, and RB **Darrel Williams** 3.
- LSU WR **Travin Dural** leads the nation in yards per catch (26.1) for those players with at least 20 receptions. In seven games, Dural has caught 24 passes for 626 yards and six touchdowns.
- LSU has played 17 true freshmen through the first 7 weeks of the season, that's the most for any true freshman class under Les Miles. The 17 true freshmen have accounted for 12 starts (Quinn 4, Godchaux 4, Dupre 2, Fournette 1, Harris 1).

Kentucky Week

13 MONDAY Miles Press Luncheon 11:30 a.m. - Athletic Building, 5th Floor 1:45 p.m. - Player Interviews (Indoor Facility) Practice 4 p.m. - McClendon Practice Facility (Closed) 7 p.m. - Player Interviews	14 TUESDAY Practice 4 p.m. - McClendon Practice Facility (Closed) 6:15 p.m. - Player Interviews	15 WEDNESDAY SEC Teleconference 10 a.m. Miles on call Practice 4 p.m. - McClendon Practice Facility (Closed) 6 p.m. - Miles post practice interview (Team Room) Miles Radio Show 7 p.m. - TJ Ribs (Acadian)	16 THURSDAY Practice 4 p.m. - McClendon Practice Facility (Closed)	17 FRIDAY Walk Through TBA (Closed)	18 SATURDAY GameDay Kentucky at LSU Tiger Stadium Kickoff: 6:39 CT • TV: SECN Post Game Coach Miles is available following the game in the press conference room. Players will immediately follow in press conf. room	19 SUNDAY Off Day No media availability
---	--	--	--	---	--	---

LSU Media Services

Les Miles Interviews

Monday Press Luncheon

LSU coach Miles meets with the media each Monday of game week in the press conference room, which is located on the fifth floor of the LSU Athletic Administration Building. Lunch is served at 11:30 a.m. (CT) followed by comments from the Coach Miles at 12:30 p.m. (CT). Media members can park in Lot 104 (formerly Lot F) on campus, which is located off Nicholson Drive in front of the track stadium. A transcript of coach Miles' opening statement as well as the question and answer session can be found on the Internet at www.LSUsports.net.

Listen To Les Miles' Weekly Press Conference

Members of the media can access the audio portion of Coach Miles' Weekly Press Luncheon each Monday starting at 12:10 p.m. CT at www.LSUsports.net/live or over the radio in the Baton Rouge area on 104.5 FM.

SEC Teleconference

The 14 SEC coaches are featured on a weekly teleconference each Wednesday at 10 a.m. (CT) during the regular season. Coach Miles speaks for 10 minutes starting at 10 a.m. Contact the LSU Sports Information Department to obtain the phone number to access the call.

Wednesday Post Practice

Coach Miles meets with the media immediately after practice on Wednesday's during the regular season in the Team Room of the LSU Operations Center. This interview takes place at approximately 6 p.m. each week.

LSU Player Interviews

LSU players are available to the media three times during a typical game week - Mondays, Tuesdays and following the game on Saturday. Interview requests for the Monday and Tuesday media opportunities should be made at least 24 hours in advance and emailed to Michael Bonnette (mbonnet@lsu.edu) and Jake Terry (jterry9@lsu.edu). Members of the media are not permitted to contact players on their cell phones under any circumstance.

Following the Press Luncheon

LSU players will be made available at either 1 p.m. or 2 p.m. (CT) following head coach Les Miles' Press Luncheon each Monday afternoon at the Indoor Football Facility. Requests must be made on (or prior to) the Sunday following the game. Interview start times vary based on weekly schedule.

Post Practice

LSU players are available after practice on Monday and Tuesday by appointment at the Indoor Football Facility. These interviews are held at approximately 6 p.m. on Monday and 6:30 p.m. on Tuesday.

LSU Video Newsfeed

LSU will be distributing video interviews and other highlights via FTP during the 2014 season. A link to download the newsfeed each will be emailed to members of the media each Monday afternoon during the season. Email Michael Bonnette at mbonnet@lsu.edu to be placed on the distribution list.

WHO TO CONTACT

Sports Information Office

(225) 578-8226

Michael Bonnette • Sr. Assoc. AD/Sports Info Director

E-mail: mbonnet@lsu.edu • Twitter: @LSUBonnette

Jake Terry • Associate Sports Information Director

E-mail: jterry9@lsu.edu • Twitter: @LSUjake

Matt Dunaway • Associate Sports Information Director

E-mail: mdunaway@lsu.edu

LSU Director of Digital Media

Todd Politz - tpolitz@lsu.edu

SEC Network

Kevin Wagner - jwagne2@lsu.edu

LSU Television

John Schiebe - jschieb@lsu.edu

David Landry - landryd@lsu.edu

Lee Scioneaux - scioneaux@lsu.edu

LSU Radio

Jim Hawthorne - lsuradio@lsu.edu

LSU Sports Information Mailing Address

LSU Box 25095

Baton Rouge, LA 70803

ON THE INTERNET

www.LSUsports.net/media

The Official Website of LSU Athletics is home to all the football information you need. Schedules, results, rosters, bios, statistics and game notes can be found and are always up to date. The GAMEDAY section, updated daily, has all relevant info for the upcoming game.

<http://media.lsusports.net>

Media can access images for all LSU athletic teams, including action shots, heads shots, logos, etc. To gain access to the high-resolution pictures, email Michael Bonnette. You will be assigned a login and password that will enable you to retrieve pictures. This service is for the media use only.

CollegePressBox.com

Collegepressbox.com is the official media website for SEC Football. Access and download weekly game notes, quotes, statistics, media guides, headshots, logos, flip cards and more for the conference and each of its member schools. Login information will be distributed to accredited media or you can apply for a password by sending an e-mail to password@collegepressbox.com.



LSU Football on Twitter & Facebook

[facebook.com/LSUfootball](https://www.facebook.com/LSUfootball)

twitter.com/LSUfball

twitter.com/LSUCoachMiles

twitter.com/LSUMediaAlerts

[instagram.com/LSUFootball](https://www.instagram.com/LSUFootball)

LSUsports.net/fancage



THE LES MILES FILE

Born: Nov. 10, 1953

Hometown: Elyria, Ohio

Wife: Kathy

Children: Kathryn "Smacker", Leslie Matthew "Manny", Benjamin, and Macy Grace

College: Michigan, '76

Coaching Experience

1980-81	Assistant Coach	Michigan
1982-86	Assistant Coach	Colorado
1987-94	Assistant Coach	Michigan
1995-97	Assistant Coach	Oklahoma State
1998-00	Assistant Coach	Dallas Cowboys
2001-04	Head Coach	Oklahoma State
2005-pres.	Head Coach	LSU

LES MILES NOTABLES

100-26	Overall Record at LSU
62-6	Record vs. Unranked Teams
60-8	Record in Tiger Stadium
53-22	Record in SEC Regular Season Games
38-20	Record vs. Top 25 Teams
35-14	Record vs. SEC Western Division (Reg. 5)
29-8	Record in SEC Home Games
24-14	Record in SEC Road Games
23	Fourth Quarter/Overtime Comeback Wins For LSU Since 2005
14-15	Record vs. Top 10 Teams
15	Number of wins over coaches who have won a national title *
6-3	Record in Bowl Games
2-1	Record in BCS Bowl Games
1	BCS National Championship
2	SEC Championships

* - Came against Philip Fulmer (twice), Urban Meyer (three times), Larry Coker, Steve Spurrier (three times), Nick Saban (three times), Gene Chizik (twice) and Jim Tressel.

Les Miles

2011 NATIONAL COACH OF THE YEAR • 10TH SEASON

It's called the "Miles Method" and it's the mission of LSU football program under 10th-year head coach Les Miles. The "Miles Method" lays the foundation for the organization and it calls for LSU to run the finest football program in the country, one where players can have an experience that's second to none and gives them every opportunity to compete for championships on the field, earn a degree and grow personally by giving back to the community.

In his 10th year, the "Miles Method" has proved to be a winning formula as the Tigers have won more games than any program in the Southeastern Conference over that span (100), while capturing a pair of SEC titles (2007, 2011), played in nine bowl games, including the BCS National Championship Game twice. LSU won the BCS title in 2007, a year after beating Notre Dame in the Sugar Bowl.

Since Miles took over in 2005, LSU has registered five top 10 finishes with three coming in the top five, won double-figure games seven times, produced 20 first-team All-Americans and had players win 11 national awards. LSU also leads the SEC with 60 NFL Draft picks during that span, which includes 13 first round selections. LSU led the nation with nine NFL Draft picks in 2014, which tied the school record set in 2013.

Miles has climbed to second in school history in career victories with 100, trailing only Charles McClendon, who won 137 games in 18 years with the Tigers. Miles is also the only coach in LSU history to beat Auburn, Florida and

Alabama in same season - and he's done it now three times - and in 2005, he became the only first-year coach in SEC history to lead a team to the league's title game.

In the classroom, 188 football players have earned their degree since Miles took over, and two out of the last three years LSU has ranked No. 2 in the SEC in graduation rates, trailing only Vanderbilt. Under Miles, LSU has produced over 150 players who have earned SEC Academic Honor Roll status.

LSU's community service presence is impactful as football players routinely donate time giving back to the Baton Rouge area through a variety of avenues, including appearances at schools, hospitals and many other charitable causes. It's through these community service ventures that Miles and his team get a better understanding of what it means to wear an LSU uniform and the impact that can be made on those who are less fortunate.

As Miles heads into his 10th season with the Tigers and coming off a recruiting class that was ranked No. 2 in the nation, the foundation for LSU football is stronger than ever. With wins coming at a record-setting pace, graduation rates among the best for any public university in the SEC, and with seven-straight recruiting classes rated among the top 10 in the nation, including the nation's No. 1 group in 2009, Miles and the Tigers continue to solidify their standing as one of the premier programs in college football, setting a standard that has the rest of the nation chasing.

BY THE NUMBERS: LES MILES AT LSU

	2005	2006	2007	2008	2009	2010	2011	2012	2013	2014	TOTALS
vs. Unranked teams	6-0	8-0	5-1	6-2	8-1	6-0	5-0	7-0	6-1	4-1	62-6
vs. Top 25 teams	5-2	3-2	7-1	2-3	1-3	5-2	8-1	3-3	3-2	1-1	38-20
vs. Top 10 teams	2-1	2-2	3-0	1-2	0-3	1-1	3-1	1-2	1-2	0-1	14-15
SEC Regular Season	7-1	6-2	6-2	3-5	5-3	6-2	8-0	6-2	5-3	1-2	53-22
vs. SEC Western Division	5-0	4-1	4-1	2-3	3-2	3-2	5-0	5-1	4-2	0-2	35-14
vs. SEC Eastern Division	2-1	2-1	2-1	1-2	2-1	3-0	3-0	1-1	1-1	1-0	18-8
SEC home games	3-1	4-0	3-1	1-3	3-1	4-0	4-0	3-1	4-0	0-1	29-8
SEC road games	4-0	2-2	3-1	2-2	2-2	2-2	4-0	3-1	1-3	1-1	24-14
All home games	5-1	8-0	6-1	5-3	6-1	7-0	6-0	7-1	7-0	3-1	60-8
All road games	5-0	2-2	4-1	2-2	3-2	2-2	5-0	3-1	1-3	1-1	28-14
Neutral Site games	1-1	1-0	2-0	1-0	0-1	2-0	2-1	0-1	2-0	1-0	12-4
Bowl games	1-0	1-0	1-0	1-0	0-1	1-0	0-1	0-1	1-0	0-0	6-3

THE LES MILES RECORD

YEAR	SCHOOL	OVERALL RECORD	CONF. RECORD	NOTES
2001	Oklahoma State	4-7	2-6	
2002	Oklahoma State	8-5	5-3	Houston Bowl Champions
2003	Oklahoma State	9-4	5-3	
2004	Oklahoma State	7-5	4-4	
2005	LSU	11-2	7-1	No. 5, SEC West Champions
2006	LSU	11-2	6-2	No. 3, Sugar Bowl Champions
2007	LSU *	12-2	6-2	National Champions, SEC Champs
2008	LSU	8-5	3-5	Chick-fil-A Bowl Champions
2009	LSU	9-4	5-3	No. 17, Capital One Bowl
2010	LSU	11-2	6-2	No. 8, Cotton Bowl Champions
2011	LSU	13-1	8-0	No. 2, SEC Champions, BCS
2012	LSU	10-3	6-2	No. 12, Top 10 entire regular season
2013	LSU	10-3	5-3	No. 14, Outback Bowl Champions
2014	LSU	5-2	1-2	
TOTALS (14th year)		128-47	69-38	
LSU Record (10th year)		100-26	53-22	
Oklahoma State Record (four years)		28-21	16-16	

* - SEC and National Champions

TRACKING THE TIGERS

WEEK	AP	COACHES	HARRIS	CFP
Preseason	13	13	--	--
Week 2 (9/2)	12	12	--	--
Week 3 (9/7)	10	9	--	--
Week 4 (9/14)	8	8	--	--
Week 5 (9/21)	17	18	--	--
Week 6 (9/28)	15	15	--	--
Week 7 (10/5)	RV	RV	--	--
Week 8 (10/12)	RV	RV	--	--

ASSOCIATED PRESS POLL

RK.	TEAM	REC.	POINTS
1.	Mississippi State (45)	6-0	1480
2.	Florida State (12)	6-0	1415
3.	Ole Miss (3)	6-0	1413
4.	Baylor	6-0	1317
5.	Notre Dame	6-0	1228
6.	Auburn	5-1	1144
7.	Alabama	5-1	1068
8.	Michigan State	5-1	1015
9.	Oregon	5-1	1014
10.	Georgia	5-1	981
11.	Oklahoma	5-1	935
12.	TCU	4-1	917
13.	Ohio State	4-1	648
14.	Kansas State	4-1	626
15.	Oklahoma State	5-1	620
16.	Arizona	5-1	590
17.	Arizona State	4-1	459
18.	East Carolina	5-1	449
19.	Nebraska	5-1	402
20.	Utah	4-1	305
21.	Texas A&M	5-2	264
22.	USC	4-2	258
23.	Stanford	4-2	223
24.	Clemson	4-2	188
25.	Marshall	6-0	148

AMWAY COACHES POLL

RK.	TEAM	REC.	POINTS
1.	Mississippi State (26)	6-0	1490
2.	Florida State (31)	6-0	1489
3.	Ole Miss (5)	6-0	1436
4.	Baylor	6-0	1392
5.	Notre Dame	6-0	1292
6.	Michigan State	5-1	1129
7.	Alabama	5-1	1121
8.	Auburn	5-1	1111
9.	Oregon	5-1	1017
10.	Georgia	5-1	1013
11.	Oklahoma	5-1	1005
12.	TCU	4-1	824
13.	Ohio State	4-1	737
14.	Kansas State	4-1	710
15.	Oklahoma State	5-1	610
16.	East Carolina	5-1	518
17.	Arizona	5-1	502
18.	Arizona State	4-1	471
19.	Nebraska	5-1	433
20.	Stanford	4-2	344
21.	Texas A&M	5-2	269
22.	Clemson	4-2	244
23.	Utah	4-1	161
24.	Marshall	6-0	153
25.	USC	4-2	125

GAMECENTER

Date/Time: Saturday, October 18 at 6:39 p.m. CT

Location: Baton Rouge, Louisiana – Tiger Stadium (102,321)

Television: SEC Network/WatchESPN.com

Radio: LSU Sports Radio Network - 98.1 FM in Baton Rouge
Sirius Satellite Radio - ch. 93; XM Radio - ch. 190

Series Record: LSU leads 39-16-1

Series Notes:

LSU and Kentucky meet for the 57th time on Saturday with the Tigers holding a 39-16-1 lead in the series ... LSU and Kentucky played every year from 1952 through 2002 before the SEC changed its schedule rotation ... The teams have played just three times since "The Bluegrass Miracle" in 2002 with the last meeting coming in 2011 ... LSU won that game in 2011 by a 35-7 margin in Tiger Stadium ... LSU was ranked No. 1 in the nation the last two times the teams played (2007, 2011) ... In 2007, 17th-ranked Kentucky beat No. 1 LSU, 43-37, in triple-overtime in Lexington ... LSU leads the series 23-5-1 in Tiger Stadium ... Teams first met in 1949 (UK won 19-0) ... LSU's won five of last six against Wildcats, including a 49-0 victory in Tiger Stadium in 2006 ... The game in 2006 was the last time an LSU football game was not shown on live television ... The LSU-Kentucky game in 2002 produced one of the most memorable endings in college football history – The Bluegrass Miracle – as the Tigers scored on a 75-yard TD as time expired to win, 33-30, in Lexington ... Kentucky represents the only SEC team that LSU coach **Les Miles** has played and hasn't beat on the road (Miles has yet to play Missouri on the road) ... Miles has wins in every other SEC road venue that he's played in ... LSU coach Les Miles is 2-1 vs. Kentucky.

NOTEBOOK

Les Miles vs. The SEC

LSU coach **Les Miles** is 55-24 against SEC teams (all games) since taking over for the Tigers in 2005. The 55 wins include two victories in the SEC Championship Game, while two of the 24 losses include a defeat to Georgia in the 2005 SEC title game and the loss to Alabama in the 2012 BCS National Championship game. In games that count toward the SEC standings, Miles is 53-22. LSU is 29-8 under Miles in SEC home games and 24-14 in SEC road games.

Les Miles Is 20-9 vs. SEC East

LSU coach **Les Miles** is 20-9 in all games against teams from the SEC Eastern Division, which includes a 2-1 mark in the SEC title game and an 18-8 record in SEC regular season contests. The Tigers have won 10 of their last 12 games against SEC East foes dating back to the 2010 season with the only losses during that span coming at No. 10 Florida on Oct. 6, 2012 and at No. 9 Georgia on Sept. 28, 2013.

LSU's Kentucky Ties

Kentucky defensive line coach Jimmy Brumbaugh spent two years as assistant strength coach at LSU in 2006 and 2007 ... LSU special teams coordinator **Bradley Dale Peveto** spent the 2013 season on Mark Stoops' staff at Kentucky ... The winningest coach in LSU history – Charles McClendon – is a 1951 graduate of Kentucky and was a member of the Wildcats' 1950 SEC Championship team.

October Success

Since 2005, LSU owns a 26-9 record in the month of October under head coach **Les Miles**. The Tigers have won 10 of their last 13 games played in October. LSU is 1-1 this season after finishing 3-1 in October in 2013, 2-1 in 2012 and 4-0 in 2011.

LSU Is 25-1 Under Les Miles Following a Loss

LSU is 25-1 since 2005 under **Les Miles** following a loss. Twice this season LSU has been victorious the following week after losing. The only time LSU has lost back-to-back games under Miles came in 2008 when the Tigers dropped November games to Ole Miss and Arkansas. LSU has never lost consecutive games in Tiger Stadium under Miles.

Les Miles Becomes Quickest LSU Coach To Reach 100 Wins

The following is a quick look at **Les Miles'** notable accomplishments during his 10 years and 126 games (100-26 record) as head coach of the Tigers:

- After defeating Florida 30-27 on Oct. 11, Miles became only the second coach in LSU history to earn 100 victories. Charles McClendon tallied 137 in his tenure at LSU.
- Miles recorded 100 wins at LSU in only 126 games. It took McClendon 141 games to reach the historic milestone at LSU.
- With the win over Mississippi State in 2013, Miles became the quickest LSU coach to reach 90 victories doing so in 112 games. It took Charles McClendon 124 games to reach that milestone.
- Also the fastest coach in LSU history to 10 wins (11 games), 20 wins (24 games), 30 wins (35 games), 40 wins (48 games), 50 wins (63 games), 60 wins (76 games), 70 wins (87 games), and 80 wins (98 games) in school history
- With 10 or more wins seven times at LSU, Miles joined Bear Bryant (13 at Alabama), Steve Spurrier (9 at Florida), Philip Fulmer (9 at Tennessee), Mark Richt (8 at Georgia) and Vince Dooley (7 at Georgia) as the only coaches in SEC history to have seven or more 10-win seasons at the same school.
- Led LSU to only 12-0 and 13-0 records in school history in 2011...Led LSU to first 11-0 start since 1958 in 2011.
- Led LSU to 10-1 start three times in a 6-year span from 2005-10 ('05, '07, '10)
- Only coach in LSU history to beat Auburn, Florida and Alabama in same season - and he's done it three times (2005, '07, '11)

- Only coach in LSU history to beat Florida and Tennessee in the regular season during the same year, doing it twice (2010, '11).
- Became the first first-year coach in SEC history to lead team to league's title game (2005).
- Has 15 wins over coaches who have won national titles.
- Coached LSU to 10-plus wins in four straight seasons, a first at the school, and to seven overall (the most at the school).
- Only coach in LSU history to lead Tigers to three straight top five final rankings (2005, 2006, 2007).

Youth Movement: True Freshmen Have Scored 16 of 31 Offensive Touchdowns

Through seven games this season LSU's underclassmen on offense have led the Tigers in scoring. True freshmen have scored 16 of the team's 31 offensive touchdowns led by RB **Leonard Fournette** (6 rushing TDs), WR **Malachi Dupre** (4 receiving TDs), QB **Brandon Harris** (3 rushing) and RB **Darrel Williams** (3 rushing). Even more staggering is that 23 of LSU's 31 offensive touchdowns have been scored by freshmen or sophomores with So. WR **Travin Dural** hauling in 6 TD receptions and redshirt freshman WR **John Diarse** with 1 TD reception.

- The most touchdowns scored by true freshmen in a season at LSU is 26 in 1982 when RB Dalton Hilliard scored 16, RB Garry James posted 9 and QB Jeff Wickersham had 1.

Leonard Fournette Gains Most Rushing Yards in a Game by an LSU True Freshman Since 2003

LSU running back **Leonard Fournette** had a breakout game at Florida on Oct. 11. In his first career start, Fournette rushed for a career-best 140 yards and a pair of touchdowns on 27 carries to help LSU beat Florida, 30-27. His 140 rushing yards were the most by an LSU true freshman since 2003 when Justin Vincent ran for 201 yards in the SEC Championship Game against Georgia. Fournette's 27 carries are the most by an LSU true freshman since Jeremy Hill had 29 (for 107 yards) versus Alabama on Nov. 3, 2012. Fournette finished with a season-high 225 all-purpose yards against Florida. He ranks third in the SEC with an average of 136.9 all-purpose yards per game.

Travin Dural: LSU's Explosive Playmaker

Sophomore wide receiver **Travin Dural** has shown in the 2014 season that he is one of the most explosive players in the country. Dural has caught 24 passes for 626 yards and six touchdowns this season for an average of 26.1 yards per reception. Of his 31 career catches, 26 have resulted in either a first down or touchdown.

- He currently ranks second in the SEC and 10th nationally with six touchdown receptions.
- Dural is second in the league and 20th nationally in receiving yards (626).
- He is third in the SEC with 89.4 receiving yards per game.
- Dural is tied for first nationally with one reception of 90-plus yards, tied for first with two receptions of 80-plus yards, tied for third with two receptions of 70-plus yards, tied for first nationally with six receptions of 40-plus yards, tied for sixth nationally with seven receptions of 30-plus yards and tied for sixth with 12 receptions of 20-plus yards.
- His 94-yard touchdown reception on the first play from scrimmage for LSU against Sam Houston State on Sept. 6 is a school record, breaking the previous long pass of 82 yards by Steve Ensminger to Carlos Carson in 1978 versus Georgia. The 94-yard TD pass tied LSU's longest offensive play from scrimmage as well as it matched a 94-yard rushing touchdown by Sal Nicolo at Rice on Oct. 4, 1952 and a 94-yard run by Jesse Fatheree at Georgia on Nov. 16, 1935.
- His 80-yard TD reception against Wisconsin in the opener ranks as the fourth-longest passing play in LSU history.
- He is only the second LSU player in history to score a touchdown on his first three receptions in a game. Dural caught three balls for three TDs against Sam Houston State. Carlos Carson had five catches for five TDs against Rice in 1977.
- Dural became the first Tiger to go over 100 receiving yards in his first career start since Dwayne Bowe hauled in five catches for 103 yards and one touchdown in his first start against Oregon State on Sept. 4, 2004.
- He is the first LSU receiver to record at least three 100-yard receiving games in the first four games of a season since Michael Clayton in 2003.
- His 534 receiving yards were the fourth-most through the first five games of a season by any player in LSU history.

Anthony Jennings Orchestrates Second and Third Fourth-Quarter Comebacks in His Young Career

- Sophomore quarterback **Anthony Jennings**, making only his second career start, calmly led LSU to victory after facing an 11-point fourth-quarter deficit to Wisconsin in the opener. It's the second time in his young career that he has guided LSU to a comeback win in the game's last stanza.
- Jennings finished the game 9-for-21 passing for 239 yards and two touchdowns, and he was 2-for-3 passing for 63 yards, including a 36-yard TD pass to **John Diarse** in the fourth quarter.
- Jennings led the Tigers to another come-from-behind victory at Florida, 30-27. Trailing 24-20 midway through the fourth quarter, Jennings marched LSU down the field and hit **Travin Dural** on an 11-yard touchdown pass to regain the lead. **Colby Delahoussaye** would provide the game-winning points on a 50-yard field goal with three seconds left to secure the victory.

Anthony Jennings Among Nation's Leaders in Game-Winning Drives

Sophomore quarterback **Anthony Jennings** has engineered three game-winning drives in his young career to rank ninth nationally among current quarterbacks. Below is a list of quarterbacks who lead the nation in game-winning drives:

Rank	Name	School	No. of Game-Winning Drives in Career
1.	Pete Thomas	Colorado State/NC State/ULM	7
2.	Quinn Kaheler	San Diego State	6
	Braxton Miller	Ohio State	6
	Shane Carden	East Carolina	6
5.	Keenan Reynolds	Navy	5

INDIVIDUAL HONORS

Kwon Alexander • 4 • LB

All-SEC Second Team (Coaches)
All-SEC Third Team (Media)

Vadal Alexander • 74 • OG

Outland Trophy Watch List
All-SEC Second Team (Coaches, Media)

La'el Collins • 70 • OT

Lombardi Award Watch List
Outland Trophy Watch List
Senior CLASS Award Candidate
Phil Steele All-America Second Team
Athlon Sports All-America Third Team
All-SEC First Team (Coaches, Media)

Colby Delahoussaye • 42 • PK

Groza Award Watch List
All-SEC Second Team (Coaches, Media)

Travin Dural • 83 • WR

Biletnikoff Award Watch List

Reid Ferguson • 50 • SNP

Phil Steele All-America Second Team

Leonard Fournette • 7 • RB/RS

Hornung Award Honor Roll (Week 3 vs. ULM)

Brandon Harris • 6 • QB

SEC Freshman of the Week (vs. New Mexico State)

Danielle Hunter • 94 • DE

All-SEC Third Team (Coaches)

Jamie Keehn • 38 • P

All-SEC Third Team (Coaches, Media)

Terrence Magee • 18 • RB

Doak Walker Award Watch List
All-SEC Second Team All-Purpose (Coaches, Media)

Jalen Mills • 28 • S

Lott IMPACT Trophy Watch List

Elliott Porter • 55 • C

Rimington Trophy Watch List

Jermauria Rasco • 59 • DE

All-SEC Third Team (Coaches, Media)

Rashard Robinson • 21 • CB

All-SEC Third Team (Coaches, Media)

Corey Thompson • 12 • S

All-SEC Second Team (Coaches)
All-SEC Third Team (Media)

Tre'Davious White • 16 • CB

Thorpe Award Watch List
Sports Illustrated All-America Second Team
Athlon Sports All-America Third Team
All-SEC Second Team (Coaches, Media)

TIGER TRENDS

	2014	Miles
August	1-0	4-0
September	3-1	35-4
October	1-1	26-9
November	0-0	27-9
December-January	0-0	8-4
LSU's Conference Record...		
at home	0-1	29-8
on the road	1-1	24-14
LSU's Non-Conference Record...		
at home	3-0	31-0
on the road	0-0	4-0
neutral	1-0	11-4
LSU vs. Ranked Opponents...		
at home	0-0	15-5
on the road	0-1	12-11
neutral	1-0	11-4
LSU's Record in Games...		
decided by 7 pts or less	2-1	33-14
decided by 3 pts or less	1-0	11-8
Away/neutral during day	0-0	16-11
Away/neutral at night	2-1	25-7
Home during day	0-0	15-4
Home at night	3-1	44-4
LSU's Record When Scoring...		
less than 20 points	0-1	7-13
20+ points	5-1	93-13
30+ points	4-0	70-5
LSU's Record When Allowing...		
14 or fewer points	5-0	59-3
24 or fewer points	5-0	87-9
25+ points	1-2	14-17
LSU's Record When...		
Leading after the 1st qtr	3-0	69-6
Trailing after the 1st qtr	2-2	15-17
Tied after the 1st qtr	0-0	16-3
Leading at halftime	3-0	78-7
Trailing at halftime	2-2	20-16
Tied at halftime	0-0	2-3
Leading after the 3rd qtr	4-0	82-6
Trailing after the 3rd qtr	1-2	15-19
Tied after the 3rd qtr	0-0	3-1
LSU's Record With...		
less than 300 yards total offense	0-2	10-15
300+ yards total offense	5-0	90-11
400+ yards total offense	4-1	46-6
500+ yards total offense	2-0	13-0
600+ yards total offense	0-0	1-0
less than 100 yards rush	0-1	5-16
100+ yards rushing	5-1	95-10
150+ yards rushing	4-0	79-5
200+ yards rushing	3-0	42-3
250+ yards rushing	2-0	20-1
less than 200 yards pass	2-1	43-14
200+ yards passing	3-1	57-12
300+ yards passing	0-1	9-3
350+ yards passing	0-0	2-1
400+ yards passing	0-0	0-0
LSU's Record When Allowing...		
less than 200 total yards	1-0	23-1
less than 300 total yards	3-0	70-4
less than 400 total yards	5-0	88-13
400+ yards total offense	0-2	12-13
less than 100 yards rush	2-0	57-4
100+ yards rush	3-2	43-22
less than 200 yards pass	5-0	69-9
less than 300 yards pass	5-2	92-22
300+ yards pass	0-0	8-4

6.	Garrett Grayson	Colorado State	4
	Christian Hackenberg	Penn State	4
	Bo Wallace	Ole Miss	4
9.	Anthony Jennings	LSU	3
	Brandon Connette	Duke/Fresno State	3
	Terrel Hunt	Syracuse	3
	Taylor Kelly	Arizona State	3
	Sean Mannion	Oregon State	3
	Nick Marshall	Auburn	3
	Connor Cook	Michigan State	3
	Jake Rudock	Iowa	3

Colby Delahoussaye Picks Up Where He Left Off; Ranks Second Nationally in Career FG Percentage

Sophomore placekicker **Colby Delahoussaye**, a semifinalist for the Lou Groza Award as a redshirt freshman in 2013, continued his outstanding accuracy to open the 2014 season. He has nailed all five field goal attempts in 2014, including the game-winning 50-yard attempt at Florida. It is the first game-winning field goal for LSU since Drew Alleman kicked one in overtime against Alabama in the "Game of the Century" in 2011. Delahoussaye currently ranks No. 2 nationally in career field goal percentage at 94.7 (minimum 15 made among active players according to the NCAA). For his career, he is now 18-of-19 in field goals, including a perfect 5-for-5 mark on attempts from 40-plus yards. Last year as a freshman, Delahoussaye shattered the LSU record for most consecutive field goals to start a career by converting his first nine attempts. The previous record was seven straight by David Brownlyke in 1986.

Active Career Field Goal Percentage National Leaders (Minimum 15 Made Field Goals)

1. Roberto Aguayo, So., Florida State - .971 percent (34-of-35)
2. Colby Delahoussaye, So., LSU - .947 percent (18-of-19)
2. Kyle Bullard, Jr., Houston - .947 percent (18-of-19)
4. Will Conant, Sr., Air Force - .875 percent (21-of-24)
5. Mike Hunnicutt, Sr., Oklahoma - .864 percent (70-of-81)

Fullback Melvin Jones Shines in First Start

Sophomore fullback **Melvin Jones** made the first start of his career at Florida on Oct. 11, and he made it a memorable one. Jones helped pave the way for LSU running backs to rack up 195 rushing yards against a Florida defense that entered the game ranked fourth in the SEC giving up 103 rushing yards per game. Jones also led all LSU receivers with four receptions. The last time an LSU fullback had at least four receptions in a game was when Tommy Banks hauled in seven receptions for 71 yards and two touchdowns in the 2000 Peach Bowl against Georgia Tech.

Danielle Hunter Records Most Tackles By An LSU D-Lineman Since 1996

Junior defensive end **Danielle Hunter** had a career night at Auburn on Oct. 4. Hunter shattered his career high with 12 tackles, including seven solo, with 0.5 tackles for a loss. It was the first time an LSU defensive lineman recorded double-digit tackles in a game since Glenn Dorsey had 11 (3 solo) vs. Ole Miss on Nov. 18, 2006. Hunter's seven solo tackles are the most by an LSU d-lineman in a game since Marcus Spears had eight at Arkansas on Nov. 26, 2004. Hunter's 12 total tackles are the most by an LSU defensive lineman since Chuck Wiley had 12 (11 solo) against Tulane on Nov. 23, 1996. The last time an LSU defensive lineman had more than 12 tackles in a game was Wiley when he produced 20 (14 solo) at Kentucky on Oct. 14, 1995. Here is a list of defensive linemen with double-digit tackles under **Les Miles** (since 2005):

Player	Tackles (solo)	Opponent	Date	Result
Danielle Hunter	12 (7)	at #5 Auburn	Oct. 4, 2014	L, 41-7
Glenn Dorsey	11 (3)	Ole Miss	Nov. 18, 2006	W, 23-20 OT
Kyle Williams	11 (5)	at #4 Alabama	Nov. 12, 2005	W, 16-13 OT
Claude Wroten	10 (6)	at Mississippi State	Oct. 1, 2005	W, 37-7

Brandon Harris Joins Small List of LSU Quarterbacks to Start During Their True Freshman Season

LSU's **Brandon Harris** made his first start of his career at Auburn to join a short list of true freshman QBs who have started at LSU since 1972, the first year the NCAA declared freshmen eligible for varsity competition. To take it a step further, Harris became the first true freshman to have his first start in an LSU uniform come in an SEC game since Jordan Jefferson got the nod at Arkansas in 2008. Harris joined these six quarterbacks as true freshman starters for LSU: Steve Ensminger (first start vs. Tulane on Nov. 20, 1976), Jamie Howard (vs. Colorado State on Sept. 26, 1992), Melvin Hill (at Florida on Oct. 8, 1994), Herb Tyler (vs. North Texas on Oct. 21, 1995), Jordan Jefferson (at Arkansas on Nov. 28, 2008) and Anthony Jennings (vs. Iowa in Outback Bowl on Jan. 1, 2014).

The following is a look at the stats in the first career starts of LSU true freshman quarterbacks:

Year	Quarterback	Opponent	Results	Stats
2014	Brandon Harris	at Auburn	L, 41-7	3-of-14, 58 yds; 36 rush yds
2013	Anthony Jennings	vs. Iowa (Outback Bowl)	W, 21-14	7-of-19, 82 yds, 1 Int.; 1 rush TD
2008	Jordan Jefferson	at Arkansas	L, 31-30	9-of-21, 143 yds, 2 TDs; 50 rush yds
1995	Herb Tyler	North Texas	W, 49-7	19-of-26, 208 yds, 1 TD
1994	Melvin Hill	at Florida	L, 42-18	11-of-18, 3 Int., 128 yds
1992	Jamie Howard	Colorado State	L, 17-14	7-of-17, 1 Int., 86 yds
1976	Steve Ensminger	Tulane	W, 17-7	5-of-8, 56 yds; 26 rush yds

Brandon Harris Sets LSU True Freshman QB Record, Named SEC Freshman of the Week vs. NMSU

True freshman quarterback **Brandon Harris** earned SEC Freshman of the Week recognition after coming off the bench to complete 11-of-14 passes for 178 yards with three touchdowns and no interceptions against New Mexico State. He also rushed five times for 36 yards and two touchdowns, accounting for a total of five TDs in the game. Harris is the first true freshman QB in LSU history to complete three touchdown passes in a game. A week earlier, Harris completed 6-of-9 passes for 140 yards and two touchdowns in the SEC opener versus Mississippi State, becoming the first LSU quarterback to throw two or more touchdown passes in the conference opener since 2008 when Jarrett Lee threw two TDs on 11-of-22 passing at Auburn. Harris is also the first true freshman LSU QB to throw two or more TD passes in his first game against an SEC opponent since Jamie Howard threw two at Auburn in 1992. In two games against Mississippi State and New Mexico State, Harris directed LSU to touchdowns on nine of his 10 possessions at quarterback.

Harris and Dupre Are the First True Freshmen QB-WR Duo to Start a Game in LSU History

Quarterback **Brandon Harris** and wide receiver **Malachi Dupre** started on Oct. 4 at Auburn, becoming the first true freshmen quarterback-wide receiver combination to start a game for LSU in school history. Harris connected with Dupre for a 52-yard completion to set up LSU's lone touchdown in the Auburn contest. Harris made the first start of his career to become only the seventh true freshman since 1972 to start at quarterback for LSU.

Malachi Dupre Became First LSU True Freshman Receiver to Earn 120 Rec. Yards and 2 TDs in a Game

True freshman wide receiver **Malachi Dupre** caught four passes for 120 yards and two touchdowns in the SEC opener versus Mississippi State. He became the first true freshman in LSU modern history to record at least 120 receiving yards and two touchdown receptions in a single game.

- Dupre is the first true freshman receiver to make two touchdown receptions in a game since Rueben Randle had two on Nov. 21, 2009 at Ole Miss.
- Dupre is also the first LSU true freshman to record 100 receiving yards in a game since Nov. 10, 2007 when Terrence Toliver had 119 (on three receptions) versus Louisiana Tech.
- He is the first LSU true freshman receiver to go over 100 yards receiving in the SEC opener since Jerel Myers had 13 receptions for 153 yards against Auburn in 1999.
- Dupre is the first LSU player to catch two or more touchdown passes in the SEC opener since Josh Reed hauled in two TD receptions against Auburn in 2000.
- Malachi Dupre and Travin Dural also became the ninth duo in LSU history to finish with 100-plus receiving yards in the same game when Dural had 124 yards and Dupre had 120 versus Mississippi State. It was only the 13th time in LSU annals that two receivers each hauled in 100 receiving yards in the same game.

Two 100-Yard LSU Receivers in the Same Game (13)

Date	Opponent	WRs	Result
9/20/14	vs. Mississippi State	Travin Dural (124), Malachi Dupre (120)	L, 34-29
9/28/13	at #9 Georgia	Jarvis Landry (156), Odell Beckham Jr. (118)	L, 44-41
8/31/13	vs. #20 TCU	Odell Beckham Jr. (118), Jarvis Landry (109)	W, 37-27
1/1/02	vs. #7 Illinois	Josh Reed (239), Michael Clayton (120)	W, 47-34
11/3/01	at Alabama	Josh Reed (293), Michael Clayton (126)	W, 35-21
10/13/01	at Kentucky	Josh Reed (160), Michael Clayton (105)	W, 29-25
10/21/00	vs. #13 Miss. State	Josh Reed (113), Reggie Robinson (102)	W, 45-38
9/2/00	vs. W. Carolina	Josh Reed (137), Jerel Myers (117)	W, 47-34
11/13/99	vs. Houston	Jerel Myers (114), Josh Reed (100)	L, 20-7
9/23/95	vs. Rice	Shedrick Wilson (201), Eddie Kennison (113)	W, 52-7
11/4/89	vs. Ole Miss	Todd Kinchen (108), Eddie Fuller (102)	W, 35-30
9/24/88	at #18 Ohio State	Tony Moss (117), Alvin Lee (108)	L, 36-33
10/24/81	vs. #20 Florida State	Orlando McDaniel (155), Malcolm Scott (112)	L, 38-14

LSU Ranks Third Nationally in Points Off Turnovers with 72

LSU has forced 16 turnovers this season - eight fumbles and eight interceptions - to tie for the SEC lead with Kentucky, Ole Miss and Mississippi State. In addition, the Tigers have generated 72 points off the turnovers, a total that leads the league and ranks third in the nation behind Temple's 79 points, FIU's 74 and tied with Virginia's 72.

Team	Points Off Turnovers	Turnovers Forced	Games	Points Off Turnovers Per Game
1. Temple	79	17	5	15.8
2. FIU	74	24	7	10.6
3. LSU	72	16	7	10.3
3. Virginia	72	19	6	12.0
5. Boise State	69	16	6	11.5

The Aussie Punting Connection

Since the 2011 season, LSU has had the unique connection of having an Australian native punter. Brad Wing, a native of Melbourne, was a 2011 first-team All-American and served as the Tigers' punter in 2012 as well. Junior **Jamie Keehn** took over punting duties in 2013 and will retain the starting position this season. Keehn, a native of Queensland, is the second-oldest player on the LSU team after turning 25 on August 4. Only walk-on senior defensive back **Luke Boyd** is older at 27. Keehn did not play high school football and did not start punting until August 2011. Wing and Keehn did not know each other until both arrived at LSU. Keehn, a preseason third team All-SEC selection, is averaging 45.6 yards per punt to rank third in the SEC and 13th nationally.

NON-CONFERENCE REGULAR SEASON WIN STREAK

LSU owns the nation's longest non-conference regular season winning streak, which stands at an NCAA FBS record 49 games. The last time the Tigers lost a non-conference regular season game was Sept. 1, 2002, at #16 Virginia Tech.

#	Opponent	Score	Location	Date
1.	The Citadel	35-10	Baton Rouge	9/7/02
2.	Miami (Ohio)	33-7	Baton Rouge	9/14/02
3.	UL-Lafayette	48-0	Baton Rouge	10/5/02
4.	UL-Monroe	49-7	Baton Rouge	8/30/03
5.	Arizona	59-13	Tucson, Ariz.	9/6/03
6.	Western Illinois	35-7	Baton Rouge	9/13/03
7.	Louisiana Tech	49-10	Baton Rouge	11/1/10
8.	Oregon State	22-21 (OT)	Baton Rouge	9/4/04
9.	Arkansas State	53-3	Baton Rouge	9/11/04
10.	Troy	24-20	Baton Rouge	10/23/04

(streak under Les Miles - 39 straight wins)

11.	#15 Arizona State	35-31	Tempe, Ariz.	9/10/05
12.	North Texas	56-3	Baton Rouge	10/29/05
13.	Appalachian State	24-0	Baton Rouge	11/5/05
14.	UL-Lafayette	45-3	Baton Rouge	9/2/06
15.	Arizona	45-3	Baton Rouge	9/9/06
16.	Tulane	49-7	Baton Rouge	9/23/06
17.	Fresno State	38-6	Baton Rouge	10/21/06
18.	#9 Virginia Tech	48-7	Baton Rouge	9/9/07
19.	Middle Tennessee	44-0	Baton Rouge	9/15/07
20.	Tulane	34-9	New Orleans	9/29/07
21.	Louisiana Tech	58-10	Baton Rouge	11/10/07
22.	Appalachian State	41-13	Baton Rouge	8/30/08
23.	North Texas	41-3	Baton Rouge	9/13/08
24.	Tulane	35-10	Baton Rouge	11/1/08
25.	Troy	40-31	Baton Rouge	11/15/08
26.	Washington	31-23	Seattle	9/5/09
27.	UL-Lafayette	31-3	Baton Rouge	9/19/09
28.	Tulane	42-0	Baton Rouge	10/31/09
29.	Louisiana Tech	24-16	Baton Rouge	11/14/09
30.	#18 North Carolina	30-24	Atlanta	9/4/10
31.	#21 West Virginia	20-14	Baton Rouge	9/25/10
32.	McNeese State	32-10	Baton Rouge	10/16/10
33.	UL-Monroe	51-0	Baton Rouge	11/13/10
34.	#3 Oregon	40-27	Arlington, Texas	9/3/11
35.	Northwestern St.	49-3	Baton Rouge	9/10/11
36.	#16 West Virginia	47-21	Morgantown	9/24/11
37.	Western Kentucky	42-9	Baton Rouge	11/12/11
38.	North Texas	41-14	Baton Rouge	9/1/12
39.	Washington	41-3	Baton Rouge	9/8/12
40.	Idaho	63-14	Baton Rouge	9/15/12
41.	Towson	38-22	Baton Rouge	9/29/12
42.	#20 TCU	37-27	Arlington, Texas	8/31/13
43.	UAB	56-17	Baton Rouge	9/7/13
44.	Kent State	45-13	Baton Rouge	9/14/13
45.	Furman	48-16	Baton Rouge	10/26/13
46.	#14 Wisconsin	28-24	Houston, Texas	8/30/14
47.	Sam Houston State	56-0	Baton Rouge	9/6/14
48.	ULM	31-0	Baton Rouge	9/13/14
49.	New Mexico State	63-7	Baton Rouge	9/27/14

The Streak: By The Numbers

1,988-526

outscored opponents

1,607-320

outscored opponents at home

1,581-421

outscored opponents under Les Miles

8

wins over ranked teams

12

wins over major Power 5 conference opponents

29

times the opponent has been held to 10 points or less

LSU VS. TOP 25 UNDER LES MILES (38-20)

2005 (5-2)

Opponent	LSU Rank	Results
at #15 Arizona State	#5	W, 35-31
#10 Tennessee	#4	L, 30-27 OT
#11 Florida	#10	W, 21-17
#17 Auburn	#7	W, 20-17 OT
at #3 Alabama	#5	W, 16-13 OT
#13 Georgia	#3	L, 34-14 in SECCG
#10 Miami	#9	W, 40-3 in Peach Bowl

2006 (3-2)

Opponent	LSU Rank	Results
at #3 Auburn	#6	L, 7-3
at #5 Florida	#9	L, 23-10
at #8 Tennessee	#13	W, 28-24
at #5 Arkansas	#9	W, 31-26
#11 Notre Dame	#4	W, 41-14 in Sugar Bowl

2007 (7-1)

Opponent	LSU Rank	Results
#9 Virginia Tech	#2	W, 48-7
#12 South Carolina	#2	W, 28-16
#7 Florida	#1	W, 28-24
at #17 Kentucky	#1	L, 40-37 OT
#18 Auburn	#5	W, 30-24
at #17 Alabama	#17	W, 41-34
#14 Tennessee	#5	W, 21-14 in SECCG
#1 Ohio State	#2	W, 38-24 in BCS Game

2008 (2-3)

Opponent	LSU Rank	Results
at #9/10 Auburn	#6	W, 26-21
at #11 Florida	#3	L, 51-21
#9 Georgia	#11	L, 52-38
#1 Alabama	#15	L, 27-21 OT
#14 Georgia Tech	NR	W, 38-3 in Chick-fil-A Bowl

2009 (1-3)

Opponent	LSU Rank	Results
at #18/14 Georgia	#4	W, 20-13
#1 Florida	#4	L, 13-3
#3 Alabama	#9	L, 24-15
#11/9 Penn State	#13	L, 19-17 in Capital One Bowl

2010 (5-2)

Opponent	LSU Rank	Results
#18 North Carolina	#21/16	W, 30-24
#22/21 West Virginia	#15/12	W, 20-14
at #14/12 Florida	#12/9	W, 33-29
at #5 Auburn	#6	L, 24-17
#5 Alabama	#12/11	W, 24-21
at #12 Arkansas	#6	L, 31-23
#18 Texas A&M	#11	W, 41-24 in Cotton Bowl

2011 (8-1)

Opponent	LSU Rank	Results
#3 Oregon	#4	W, 40-27
at #25 Mississippi State	#3	W, 19-6
at #16 West Virginia	#2/3	W, 47-21
#17/18 Florida	#1/2	W, 41-11
#19/23 Auburn	#1/2	W, 45-10
#2 Alabama	#1	W, 9-6
#3 Arkansas	#1	W, 41-17
#12/14 Georgia	#1	W, 42-10 in SECCG
#2 Alabama	#1	L, 21-0 in BCS Game

2012 (3-3)

Opponent	LSU Rank	Results
at #10/11 Florida	#4/3	L, 14-6
#3 South Carolina	#9/8	W, 23-21
at #20/19 Texas A&M	#6	W, 24-19
#1 Alabama	#5	L, 21-17
#22/23 Miss. State	#9/8/7	W, 37-17
#14/13 Clemson	#9/7	L, 24-25

2013 (3-2)

Opponent	LSU Rank	Results
vs. #20 TCU	#12/13	W, 37-27
at #9/10 Georgia	#6	L, 44-41
#17 Florida	#10/11	W, 17-6
at #1 Alabama	#10/12	L, 38-17
#9/10 Texas A&M	#18/19	W, 34-10

2014 (1-1)

Opponent	LSU Rank	Results
vs. #14 Wisconsin	#13/13	W, 28-24
at #5 Auburn	#15/15	L, 41-7

Jamie Keehn Ranks Third in the SEC and 13th Nationally in Punting

Junior **Jamie Keehn** ranks third in the Southeastern Conference and 13th nationally in average yards per punt at 45.6. Keehn leads the SEC with 16 of his 44 punts downed inside the opponent's 20-yard line. He is also tops in the SEC in punts of 50-plus yards with 14, and only one of his punts has reached the endzone for a touchback.

LSU Defensive Rankings and Notes

Through seven games, LSU has only allowed an average of 157.7 yards per game through the air, a figure that ranks first in the Southeastern Conference and seventh nationally. The Tigers rank second in the league and 11th nationally in pass defense efficiency with a rating of 99.6.

Here are some rankings and notes on the defense after seven games:

- LSU ranks fifth in the SEC in total defense, giving up 333.3 yards per game.
- LSU is tops in the league and seventh in the nation in fumble recoveries with eight.
- LSU is third in the SEC and 10th nationally in third down defense. Opponents have converted only 28.6 percent of third downs (28-of-98).
- The Tigers are sixth in the SEC and 17th nationally in scoring defense at 19.0 points per game.
- LSU's two shutouts against Sam Houston State and ULM give the Tigers 258 all-time (including eight ties) and eight under **Les Miles**.
- LSU did not allow ULM to gain a first down by rushing. That's the first time the Tigers have accomplished the feat since Sept. 14, 2002 vs. Miami (Ohio).
- LSU only allowed six first downs by ULM, the lowest total since allowing six against Northwestern State on Sept. 10, 2011. The last time an LSU defense allowed less than six was Sept. 12, 1997 when Arkansas State only had five.
- LSU's seven sacks against Sam Houston State are the most in a game since Nov. 3, 2007 at Alabama when the Tigers recorded seven. The last time LSU had more than seven in a game was Nov. 19, 1994 when LSU had nine vs. Tulane.
- In the opener, LSU held Wisconsin to 8-for-24 passing for 50 yards, no touchdowns and two interceptions. It is the first time LSU allowed 50 or fewer passing yards since Nov. 19, 2011 when the Tigers limited Ole Miss to 47 passing yards, and it ranks as the second-fewest total allowed since Sept. 11, 1999 when North Texas only had 10 yards passing.
- LSU only allowed 2.1 yards per pass attempt (50 yards on 24 attempts) against the Badgers, and that figure ranks as the lowest allowed during the Les Miles era at LSU and third lowest by the Tigers dating back to 1992.

Here are the three games with the lowest yards per pass attempt allowed since 1992:

Yds/Pass Attempt Avg.	Passing Comp.-Att., Yds.	Opponent
0.6	3-16, 10 yards	vs. North Texas on Sept. 11, 1999
2.0	8-26, 53 yards	vs. Louisiana-Lafayette on Oct. 5, 2002
2.1	8-24, 50 yards	vs. Wisconsin on Aug. 30, 2014

Shutdown Defense Against ULM: Warhawks' Longest Play from Scrimmage Was 12 Yards

ULM's longest play from scrimmage against the LSU defense on Sept. 13 was a pass for a gain of 12 yards. That is the shortest "long pass" play by an LSU opponent since Nov. 27, 1993 when Arkansas' longest completion was 10 yards. It is also the first time that LSU did not allow a play from scrimmage of more than 12 yards since Nov. 13, 1971 when Mississippi State's longest play was a 12-yard pass. ULM's longest rush was a gain of six yards, the "shortest long" rush against LSU since the Tigers held Tulane to a long run of five yards on Nov. 20, 1976.

LSU Records Back-to-Back Shutouts for First Time Since 1985

After beating Sam Houston State 56-0 and ULM 31-0, it marked the first time LSU has shut out opponents in back-to-back games since 1985 when the Tigers defeated Kentucky 10-0 on Oct. 19 and beat Ole Miss 14-0 on Nov. 2. Starting early in the third quarter against Wisconsin, LSU had a scoreless streak that amounted to 147 minutes and 24 seconds of game action, the longest such streak since 1962-63 when LSU held opponents scoreless for 169:00 of action starting at 4:30 in the first quarter against Tulane on Nov. 24, 1962 and lasting until 0:30 left in the fourth quarter against Texas A&M on Sept. 21, 1963. LSU's scoreless streak this season was the most in the same season since 1962 when the LSU defense held opponents scoreless for 195:24 that spanned the first quarter of the game against Miami on Oct. 13 and lasted through the second quarter of the Ole Miss game on Nov. 3.

LSU's back-to-back shutouts were the first since...

- LSU recorded two straight shutouts at home since 1941 when the Tigers tied Mississippi State 0-0 on Oct. 11 and beat Rice 27-0 on Oct. 18.
- LSU had back-to-back shutouts in the same venue since the 1958 season in Tulane Stadium when the Tigers defeated Tulane 62-0 on Nov. 22 and beat Clemson 7-0 in the Sugar Bowl on Jan. 1, 1959.
- LSU earned wins in two straight shutouts in Tiger Stadium: Nov. 30, 1940 in a 14-0 win versus Tulane and Sept. 20, 1941 in a 25-0 victory against Louisiana Tech.
- LSU posted back-to-back shutout wins at Tiger Stadium in the same season since 1940: Oct. 19 vs. Mercer (40-0) and Oct. 26 vs. Vanderbilt (7-0).

LSU Has Scored 20 Defensive TDs Since 2005, 14 Under Defensive Coordinator John Chavis

Defensive coordinator John Chavis enters his sixth season at LSU, and the Tigers are annually one of college football's elite defenses. During his tenure LSU has recorded 14 defensive touchdowns, including two during the 2014 season. LSU is 10-1 under Chavis and 15-2 under **Les Miles** (dating back to 2005) when recording a defensive TD. The following is a look at LSU's defensive TDs under Miles and Chavis (since start of 2009 season):

Year	Opponent	TD	Result
2014	New Mexico State	Kendell Beckwith 29-yard interception return	LSU def. New Mexico State, 63-7

2014	Mississippi State	Danielle Hunter 25-yard fumble return	LSU lost to Miss. State, 34-29
2012	Mississippi State	Craig Loston 100-yard interception return	LSU def. Miss. State, 37-17
	Idaho	Ronald Martin 45-yard interception return	LSU def. Idaho, 63-14
	Idaho	Lavar Edwards 23-yard interception return	LSU def. Idaho, 63-14
2011	vs. Georgia	Morris Claiborne 45-yard interception return	LSU def. Georgia, 42-10
2011	at Ole Miss	Ron Brooks 46-yard interception return	LSU def. Ole Miss, 52-3
2011	at Ole Miss	Kevin Minter 0-yard fumble recovery	LSU def. Ole Miss, 52-3
2011	Auburn	Ron Brooks 28-yard interception return	LSU def. Auburn, 45-10
2011	Kentucky	Tyrann Mathieu 23-yard fumble return	LSU def. Kentucky, 35-7
2010	ULM	Ron Brooks 32-yard interception return	LSU def. ULM, 51-0
	ULM	Lavar Edwards 29-yard fumble return	LSU def. ULM, 51-0
2009	at Washington	Jacob Cutrera 29-yard interception return	LSU def. Washington, 31-23
2009	at Mississippi State	Patrick Peterson 37-yard interception return	LSU def. Miss. State, 30-26
Defensive Coordinator John Chavis' Tenure Began in 2009 ^			
2008	Tulane	Chris Hawkins 24-yard fumble return	LSU def. Tulane, 35-10
2007	vs. Tennessee	Jonathan Zenon 18-yard interception return	LSU def. Tennessee, 21-14
2006	Arizona	Jonathan Zenon 41-yard interception return	LSU def. Arizona, 45-3
2006	Louisiana-Lafayette	Jonathan Zenon 20-yard interception return	LSU def. Louisiana-Lafayette, 45-3
2005	at Vanderbilt	Ali Highsmith 22-yard fumble return	LSU def. Vanderbilt, 34-6
2005	Tennessee	Kenneth Hollis 3-yard interception return	LSU lost to Tennessee, 30-27 (OT)

LSU Streak of Consecutive Weeks In AP Top 25 Ends at 87

LSU's streak of consecutive weeks in the AP Top 25 ended at 87, a figure that ranked second only to Alabama. The 87 straight appearances in the AP poll was the longest stretch in school history, and it ended when LSU was outside the Top 25 in the Oct. 5 poll. This year marked the 14th consecutive season that the Tigers were ranked in the preseason polls as LSU came in at No. 13 in both the Associated Press and the Amway Coaches Top 25 polls. Since **Les Miles** took over at LSU, the Tigers have been represented in the AP and Amway Coaches' Poll 148 of the 153 weeks. The exception came during the final three polls of the 2008 season and the last two weeks. In addition, since the start of the 2002 season, LSU has played 158 of 163 games ranked in the top 25, including 123 of 126 games under Miles. LSU has a 97-24 record in games played as a Top 25 team under Miles. The only three games that LSU didn't play as a Top 25 team during the Miles era came in 2008 against Arkansas in the regular-season finale and Georgia Tech in the Chick-fil-A Bowl and last week against Florida. LSU finished the 2013 season ranked No. 14 in the AP and Coaches polls. It was the fifth straight season the Tigers finished the year ranked. The following is a look at the longest streaks for teams appearing in the final AP Top 25:

Consecutive Final AP Poll Appearances

No.	Team	Last Year Out
7	Oregon	2006
6	Alabama	2007
5	LSU	2008

Tiger Stadium's New Look in 2014

Ranked annually as the top venue in college football, Tiger Stadium is in its 91st year dating back to 1924 when the stadium was built. It's also the 84th year of Saturday night football in Death Valley. LSU has put together an impressive 60-8 home record under **Les Miles**, which includes a 31-0 mark against non-conference foes. With a new capacity of 102,321 starting in 2014, Tiger Stadium ranks sixth nationally in total capacity. LSU owns a 401-145-18 (.727) all-time record in Tiger Stadium. Here are some of the key additions in the Tiger Stadium South End zone expansion:

- 320,000 total square feet, 66 Premium suites, 3,000 Club Seats, Upper Concourse with 1,400 general public seats and space for standing room only patrons, Two 40' X 70' HD video screens (with two new ribbon boards).
- Construction officially began Sept. 10, 2012, and the contract completion date was Aug. 22, 2014.

LSU Has 23 Fourth-Quarter Comebacks Under Les Miles

LSU has won 23 games under **Les Miles** despite trailing in the fourth quarter, including two games this season - the season opener against Wisconsin and at Florida. The Tigers rallied to overcome a four-point deficit to the Gators and win 30-27. The following is a look at LSU's fourth quarter comebacks under Miles, how many points the Tigers had to overcome in the final frame to win and the quarterback who engineered the comeback:

Year	Opponent	Situation	Results	QB
2005	at Arizona St.	scored TD with 1:13 left (LSU trailed 17-7 entering 4Q; LSU scored 28 4Q points)	W, 35-31	Russell
2005	Florida	scored TD with 12:35 left (LSU trailed 17-14 in 4Q)	W, 21-14	Russell
2005	Auburn	kicked FG with 1:40 left to force OT (LSU trailed 17-14 with less than 5 minutes to play)	W, 20-17	Russell
2006	at Tennessee	scored TD with 9 seconds left (LSU trailed 24-21 with less than 8 minutes left in 4Q)	W, 28-21	Russell
2006	Ole Miss	scored TD with 14 sec. left to force OT (LSU trailed 20-7 with less than 9 minutes left in 4Q)	W, 23-20 OT	Russell
2007	Florida	scored TD with 1:06 left	W, 28-24	Flynn

CAREER GAMES PLAYED/STARTED

Player	2010	'11	'12	'13	'14	Total
Jamal Adams, S	--	--	--	--	7/0	7/0
Donnie Alexander, LB	--	--	--	--	6/0	6/0
Kwon Alexander, LB	--	--	7/2	13/9	6/6	26/17
Vadal Alexander, OG	--	--	13/9	13/13	7/7	33/29
Jonah Austin, OG	--	--	--	7/0	4/0	11/0
Maquedius Bain, DT	--	--	--	--	6/0	6/0
John Battle, S	--	--	--	--	1/0	1/0
Kendell Beckwith, LB	--	--	--	12/0	7/1	19/1
Josh Boutte, OT	--	--	--	8/0	7/0	15/0
Tashawn Bower, DE	--	--	--	6/0	7/0	13/0
D.J. Chark, WR	--	--	--	--	5/0	5/0
Deondre Clark, DE	--	--	--	--	6/0	6/0
Jalen Collins, CB	--	--	13/1	13/2	7/3	33/6
La'el Collins, OT	--	7/0	13/13	12/12	7/7	39/32
Colby Delahoussaye, PK	--	--	--	13/0	7/0	20/0
John Diarse, WR	--	--	--	--	7/0	7/0
Travis Dickson, TE	--	6/0	12/1	12/1	7/0	37/2
Andy Dodd, C/OL	--	--	--	--	3/0	3/0
Trent Domingue, PK	--	--	--	--	7/0	7/0
Jevonte Domond, OL	--	--	--	--	1/0	1/0
Malachi Dupre, WR	--	--	--	--	6/2	6/2
Travin Dural, WR	--	--	--	12/0	7/7	19/7
Hoko Fanaika, OG	--	--	--	12/0	7/3	19/3
Ronnie Feist, LB	--	--	5/0	--	4/0	9/0
Reid Ferguson, SNP	--	--	13/0	13/0	7/0	33/0
Leonard Fournette, RB	--	--	--	--	7/1	7/1
Cameron Gamble, PK	--	--	--	--	4/0	4/0
Clifton Garrett, LB	--	--	--	--	2/0	2/0
Greg Gilmore, DT	--	--	--	--	2/0	2/0
Davon Godchaux, DT	--	--	--	--	7/4	7/4
Dillon Gordon, TE	--	--	13/0	13/12	7/7	33/19
Brandon Harris, QB	--	--	--	--	6/1	6/1
Jerald Hawkins, OT	--	--	--	13/13	7/7	20/20
Frank Herron, DT	--	--	--	--	3/0	3/0
Kenny Hilliard, RB	--	13/0	12/1	12/0	7/5	44/6
Danielle Hunter, DE	--	--	12/0	13/10	7/7	32/17
Rickey Jefferson, S	--	--	--	7/1	7/0	14/1
Anthony Jennings, QB	--	--	--	9/1	7/6	16/7
Colin Jeter, TE	--	--	--	--	6/0	6/0
Mickey Johnson, DT	--	--	1/0	4/0	2/0	7/0
Deion Jones, LB	--	--	13/0	13/0	7/1	33/1
Melvin Jones, FB	--	--	--	9/0	6/1	15/1
Jamie Keehn, P	--	--	2/0	13/0	7/0	22/0
Christian LaCouture, DT	--	--	--	13/0	7/7	20/7
Tommy LeBeau, S	--	--	--	3/0	4/0	7/0
Quantavious Leslie, WR	--	--	--	4/0	3/0	7/0
Lamar Louis, LB	--	--	11/5	13/0	6/6	30/11
Justin Maclin, DE	1/0	--	2/0	5/0	3/0	11/0
Terrence Magee, RB	--	5/0	9/0	13/0	7/1	34/1
K.J. Malone, OL	--	--	--	--	3/0	3/0
Ronald Martin, S	--	3/0	13/1	8/7	7/7	31/15
Jalen Mills, S	--	--	13/13	13/13	7/7	33/33
John David Moore, FB	--	--	--	--	5/0	5/0
Lewis Neal, DE	--	--	--	10/0	7/0	17/0
Connor Neighbors, FB	1/0	4/0	13/0	13/7	6/6	37/13
Ed Paris, CB	--	--	--	--	7/0	7/0
M.J. Patterson, DE	--	--	--	--	3/0	3/0
Avery Peterson, WR	--	--	--	--	1/0	1/0
Ethan Pocic, C	--	--	--	6/1	6/6	12/7
Elliott Porter, C	--	--	10/1	12/12	5/5	27/18
Trey Quinn, WR	--	--	--	--	7/4	7/4
Jermauria Rasco, DE	--	9/0	13/0	13/13	7/7	42/20
Duke Riley, LB	--	--	--	13/0	7/1	20/1
Rashard Robinson, CB	--	--	--	12/2	6/4	18/6
DeSean Smith, TE	--	--	--	13/0	7/0	20/0
Kevin Spears, WR	--	--	--	--	2/0	2/0
Logan Stokes, TE	--	--	--	13/3	6/1	19/4
Sione Teuhema, DE	--	--	--	--	3/0	3/0
Dwayne Thomas, CB	--	--	3/0	11/0	5/0	19/0
Quentin Thomas, DT	--	--	3/0	11/1	5/3	19/4
Corey Thompson, S	--	--	13/0	10/5	--	23/5
Devin Voorhies, S	--	--	--	--	3/0	3/0
Evan Washington, OT	--	--	--	13/1	4/0	17/1
D.J. Welter, LB	--	7/0	1/0	13/13	7/6	28/19
Tre'Davious White, DB	--	--	--	13/11	7/7	20/18
Darrel Williams, RB	--	--	--	--	6/0	5/0



TIGERS IN THE NFL (Week 6)

Name	Pos.	Team
Joe Barksdale	OT	St. Louis Rams
Lamin Barrow	LB	Denver Broncos
Odell Beckham Jr.	WR	New York Giants
Alfred Blue	RB	Houston Texans
Dwayne Bowe	WR	Kansas City Chiefs
Michael Brockers	DT	St. Louis Rams
Ron Brooks	CB	Buffalo Bills
Morris Claiborne**	CB	Dallas Cowboys
Ryan Clark	S	Washington Redskins
Glenn Dorsey**	DE	San Francisco 49ers
Lavar Edwards	DE	Dallas Cowboys
Ego Ferguson	DT	Chicago Bears
Matt Flynn	QB	Green Bay Packers
Jeremy Hill	RB	Cincinnati Bengals
Tyson Jackson	DE	Atlanta Falcons
Ricky Jean Francois	DT	Indianapolis Colts
Anthony Johnson	DT	Miami Dolphins
Donnie Jones	P	Philadelphia Eagles
Brandon LaFell	WR	New England Patriots
Jarvis Landry	WR	Miami Dolphins
LaRon Landry	S	Indianapolis Colts
Bennie Logan	DT	Philadelphia Eagles
Craig Loston	S	Jacksonville Jaguars
Tyrann Mathieu	DB	Arizona Cardinals
Danny McCray	S	Chicago Bears
Zach Mettenberger	QB	Tennessee Titans
Barkevious Mingo	LB	Cleveland Browns
Kevin Minter	LB	Arizona Cardinals
Sam Montgomery*	LB	Cincinnati Bengals
Patrick Peterson	CB	Arizona Cardinals
Rueben Randle	WR	New York Giants
Eric Reid	S	San Francisco 49ers
Stevan Ridley	RB	New England Patriots
Perry Riley	LB	Washington Redskins
Russell Shepard	WR	Tampa Bay Buccaneers
Kelvin Sheppard	LB	Miami Dolphins
Tharold Simon	CB	Seattle Seahawks
Trai Turner	OG	Carolina Panthers
Andrew Whitworth	OT	Cincinnati Bengals
Kyle Williams	DT	Buffalo Bills
Brad Wing	P	Pittsburgh Steelers
Al Woods	DT	Tennessee Titans
James Wright	WR	Cincinnati Bengals

* - Practice Squad

** - Injured Reserve

BOLD indicates players who played for Les Miles

Colleges with the Most Active NFL Players (Week 1)

1. LSU - 38
2. USC - 37
3. Alabama - 36
4. Georgia - 34
- t5. Florida - 33
- t5. Florida State - 13

Year	Opponent	Score	Result	Player
		(LSU trailed 24-14 to start 4Q)		
2007	Auburn	scored TD with :01 left (LSU trailed 24-23 with 3:12 left in the 4Q)	W, 30-24	Flynn
2007	Alabama	scored TD with 1:26 left (LSU trailed 34-27 with 4:53 left in 4Q)	W, 41-34	Flynn
2007	Tennessee	scored TD with 9:54 left (LSU trailed 14-13 with less than 10 minutes left in 4Q)	W, 21-14	Perrilloux
2008	at Auburn	scored TD with 1:03 left (LSU trailed 21-20 with 4:00 left in 4Q)	W, 26-21	Lee
2008	Troy	scored go-ahead TD with 4:50 left (LSU trailed 31-10 to start 4Q)	W, 40-31	Lee
2009	at Georgia	scored go ahead TD with 0:46 left (LSU trailed 13-12 with 1:09 left)	W, 20-13	Jefferson
2009	Arkansas	kicked FG w/ 4 sec. left to force OT (LSU trailed 30-27 with 1:18 left)	W, 33-30	Jefferson
2010	Tennessee	scored TD with 0:00 left in 4Q (LSU trailed from 11:34 left in game to final play)	W, 16-14	Lee/Jefferson
2010	at Florida	scored TD with 0:06 left in 4Q (LSU trailed 29-26 with 3:21 left in game)	W, 33-29	Lee
2010	Alabama	scored go ahead TD w/ 8:13 left in 4Q	W, 24-21	Jefferson
2010	Ole Miss	(LSU trailed 36-35 with 4:57 left in game)	W, 43-36	Jefferson
2011	at Alabama	trailed 6-3 to start 4Q	W, 9-6 OT	Jefferson
2012	South Carolina	kicked FG with 6:37 left to take lead (LSU trailed 14-10 entering 4Q)	W, 23-21	Mettenberger
2012	Ole Miss	scored go ahead TD w/15 seconds left in 4Q (LSU trailed 28-20 entering 4Q and 35-28 with 11:11 to play)	W, 41-35	Mettenberger
2013	Arkansas	scored go-ahead TD w/1:15 left in 4Q (LSU trailed 27-21 to start 4Q)	W, 31-27	Jennings
2014	vs. Wisconsin	scored go-ahead TD w/9:41 left in 4Q (LSU trailed 24-13 to start 4Q)	W, 28-24	Jennings
2014	at Florida	kicked FG w/ 3 sec. left to take lead (LSU trailed 24-20 w/ 6:10 left in 4Q)	W, 30-27	Jennings

LSU Has FBS' Best Record When Trailing in the Fourth Quarter Since 2005

Since head coach **Les Miles'** first season at LSU in 2005, no team has a better record in games when trailing in the fourth quarter. Here is a look at the teams with the best record when trailing in the fourth quarter since 2005:

Team	W-L Record	Win Pct.
LSU	23-23	.500
Texas	18-33	.353
Ohio State	9-21	.300
Boise State	7-17	.292

LSU's Comeback Victory Against Wisconsin Ranks Fourth Among the School's Best Since 1949

LSU rallied from 17 point down in the fourth quarter to beat Wisconsin, 28-24. That ranks as the fourth-largest deficit the Tigers have overcome since 1949. Here is a list of the top five comeback wins based on largest deficit:

Date	Opponent	Largest Deficit	Final Score
11/15/08	Troy	28 (31-3 with 11:13 in 3rd Quarter)	40-31
10/29/77	vs. Ole Miss (Jackson)	21 (21-0 with 7:00 in 2nd Quarter)	28-21
09/07/96	Houston	20 (34-14 with 5:57 in 3rd Quarter)	35-34
08/30/14	vs. #14 Wisconsin (Houston)	17 (24-7 with 12:24 in 3rd Quarter)	28-24
11/03/79	vs. Ole Miss (Jackson)	17 (17-0 with 10:48 in 2nd Quarter)	28-24

LSU Extends FBS Record for Consecutive Non-Conference Regular Season Wins to 49

LSU increased its Football Bowl Subdivision (FBS) record for consecutive non-conference regular season wins to 49 after the Tigers pummeled New Mexico State, 63-7, in Tiger Stadium on Sept. 27. The streak dates back to the 2002 season and now includes eight wins over ranked opponents after beating No. 14 Wisconsin in the 2014 season opener. The Tigers broke the FBS record for consecutive non-conference regular season wins in 2012, surpassing the mark of Kansas State who claimed 39 straight from 1993-2003. The Tigers haven't lost a non-conference regular season game since falling at Virginia Tech, 26-8, in the 2002 season opener in Blacksburg, Va., on Sept. 1. **Les Miles** has accounted for 39 of the 49 wins during the streak, and he is 39-0 all-time in non-conference regular season games in his tenure at LSU. Former coach Nick Saban accounted for the 10 other victories from 2002-04. Under Miles, the Tigers have outscored non-conference regular season opponents a combined 1,988-526. Here is a look at the top four in FBS all-time consecutive non-conference regular season wins:

Team	Years	Win Streak
1. LSU	2002-present	49
2. Kansas State	1993-2003	39
3. Miami	1985-88	36

LSU Is 45-2 In Non-Conference Games Under Les Miles

LSU holds a 45-2 record in non-conference games in **Les Miles'** tenure. LSU's only two non-conference losses under Miles came against Penn State in the Capital One Bowl to end the 2009 season and to Clemson in the Chick-fil-A Bowl on Dec. 31, 2012. Of the 45 wins under Miles against non-conference opponents, 13 have come against Top 25 teams, 37 have come by double-digits and LSU has scored 40 or more points in 27 of the 45 games.

LSU's 53-9 Under Les Miles When Winning The Turnover Battle

LSU is 53-9 under **Les Miles** when winning the turnover battle. Against ranked teams under Miles, LSU is 22-6 when having fewer turnovers than its opponent. LSU defeated No. 14 Wisconsin, 28-24, and forced two Badgers' turnovers while only committing one. The Tigers forced three turnovers at Florida while committing none in LSU's 30-27 win. The only nine losses for the Tigers under Miles when having fewer turnovers than their opponent have come against Mississippi State and Auburn in 2014, Alabama and Clemson in 2012, Arkansas in 2008, Arkansas and Kentucky in 2007, Auburn in 2006 and Tennessee in 2005. In Miles' tenure at LSU, the Tigers have a combined turnover margin of +67. LSU was +20 in 2011 and +16 in 2012. The Tigers are +8 in 2014.

LSU Is 55-0 Under Miles When Rushing For 100-Yards and Holding Opponents To Less Than 100 Yards

One look at LSU's results in relation to rushing the football and it's easy to figure out that head coach **Les Miles** is a former offensive lineman who understands the importance of running the football. In 126 games under Miles, LSU's success is easy to predict when it comes to net rushing yards. Get to 100 yards rushing and LSU will more than likely win as the Tigers are 95-10 under Miles when that happens. Hold the opponent to fewer than 100 yards and the Tigers are 56-4. An even more telling stat is that when LSU rushes for 100-plus yards and holds the opponents to fewer than 100 yards, the Tigers are 55-0. The following is a look at LSU's rushing numbers during the Miles era and have the Tigers have fared in those games:

Year	LSU 100+	LSU 100-	Opp 100+	Opp 100-	LSU 100+/Opp 100-
2005	10-0	1-2	3-1	8-1	7-0
2006	10-0	1-2	5-0	6-2	6-0
2007	11-2	1-0	3-2	9-0	8-0
2008	8-3	0-2	2-5	6-0	6-0
2009	8-0	1-4	7-4	2-0	2-0
2010	11-2	0-0	7-1	5-0	5-0
2011	13-0	0-1	4-1	8-0	9-0
2012	9-1	1-2	4-2	6-1	6-0
2013	10-1	0-2	6-3	4-0	4-0
2014	5-1	0-1	3-2	2-0	2-0
Totals	95-10	5-16	44-21	56-4	55-0

LSU is 43-4 Under Les Miles When A Running Back Reaches 100-Yards

LSU is 43-4 under **Les Miles** when a running back reaches 100 yards in a game. Of the running backs who make up the 2014 roster, LSU has nine career 100-yard games to its credit. **Kenny Hilliard** has four, **Terrence Magee** has three and **Leonard Fournette** has two. Hilliard ran for 110 yards in LSU's 28-24 victory over Wisconsin in the opener, and Fournette totaled 122 rushing yards against New Mexico State and 140 yards at Florida. LSU's only four losses under Miles when having a back reach the 100-yard mark came vs. Clemson in 2012 (Jeremy Hill, 124 yards), Alabama in 2012 (Hill, 107 yards); Georgia in 2008 (Charles Scott, 144 yards) and Arkansas in 2007 (Jacob Hester, 126 yards).

36 Tigers Have Seen Their First Career Playing Time This Season

LSU reloaded its roster yet again after losing a nation's best nine players to the 2014 NFL Draft. A total of 36 Tigers have seen the field for the first time this season, including 17 true freshmen: 33 **Jamal Adams** (special teams/defense), 48 **Donnie Alexander** (special teams: punt return), 90 **Maquedius Bain** (DT), 30 **John Battle** (S), 53 **Logan Boudreaux** (special teams), 82 **D.J. Chark** (WR), 61 **Alex Cheramie** (OL), 98 **Deondre Clark** (DE), 9 **John Diarse** (WR/special teams), 14 **Trent Domingue** (special teams: kickoff), 67 **Jevonte Domond** (OL), 15 **Malachi Dupre** (WR), 72 **Andy Dodd** (C), 7 **Leonard Fournette** (RB/special teams: kickoff return), 3 **Clifton Garrett** (special teams), 39 **Russell Gage** (special teams/CB), 36 **Cameron Gamble** (special teams), 99 **Greg Gilmore** (DT), 57 **Davon Godchaux** (DT), 6 **Brandon Harris** (QB), 97 **Frank Herron** (DT), 86 **Miquel James** (WR/RB), 44 **Colin Jeter** (TE), 16 **Brad Kragthorpe** (QB), 63 **K.J. Malone** (OL), 47 **John David Moore** (special teams), 24 **Ed Paris** (special teams), 93 **M.J. Patterson** (DE), 2 **Avery Peterson** (WR), 8 **Trey Quinn** (WR/special teams), 87 **Kevin Spears** (WR), 10 **Austin Suits** (special teams), 58 **Sione Teuhema** (DE), 57 **Cody Townsend** (OL), 35 **Devin Voorhies** (special teams/S) and 34 **Darrel Williams** (RB).

13 First-Time Starters

Thirteen LSU players have made their first career starts this season (8 on offense, 5 on defense). RB **Leonard Fournette**, FB **Melvin Jones** and LB **Kendell Beckwith** became the latest when they made their first starts at Florida. Fournette is also the fifth true freshman to start this year, joining WR **Malachi Dupre**, DT **Davon Godchaux** QB **Brandon Harris** and WR **Trey Quinn**.

Game	No. First-Time Starters (Players)
vs. #14 Wisconsin	4 (WR T. Dural, RG H. Fanaika, DT C. LaCouture, WR T. Quinn)
Sam Houston State	None

CAREER 100-YARD RECEIVING GAMES

Travin Dural • 83 • WR (3)

151 vs. #14 Wisconsin, 2014
140 vs. Sam Houston State, 2014
124 vs. Mississippi State, 2014

Malachi Dupre • 15 • WR (1)

120 vs. Mississippi State, 2014

CAREER 100-YARD RUSHING GAMES

Kenny Hilliard • 27 • RB (4)

141 vs. North Texas, 2012
116 vs. Idaho, 2012
110 vs. #14 Wisconsin, 2014
102 vs. #3 Arkansas, 2011

Terrence Magee • 18 • RB (3)

149 vs. #9 Texas A&M, 2013
108 vs. Kent State, 2013
108 vs. Furman, 2013

Leonard Fournette • 7 • RB (2)

140 at Florida, 2014
122 vs. New Mexico State, 2014

CAREER RECORD BOOK

Career Rushing Touchdowns

Name	TDs
1. Kevin Faulk (1995-98)	46
2. Dalton Hilliard (1982-85)	44
3. Charles Alexander (1975-78)	40
4. Charles Scott (2006-09)	32
5. Terry Robiskie (1973-76)	31
6. Rondell Mealey (1996-99)	29
7. Jeremy Hill (2012-13)	28
8. Harvey Williams (1986-90)	27
Garry James (1982-85)	27
Kenny Hilliard (2011-present)	27
11. LaBrandon Toefield (2000-02)	26

TRUE FRESHMEN UNDER LES MILES

LSU coach **Les Miles** has never shied away from playing true freshmen. In his 10 years with the Tigers, a total of 100 true freshmen have seen action for LSU, including 17 in 2014. Here's the list of true freshmen who have played in their first year at LSU:

Year	Name
2005	(2) LB Darry Beckwith and RB Steven Korte
2006	(10) WR/RS Trindon Holliday, RB Charles Scott, DB Danny McCray, LB Jacob Cutrera, LB Perry Riley, TE Richard Dickson, WR Chris Mitchell, WR Jared Mitchell, DT Al Woods, and RB Keiland Williams.
2007	(7) PK Josh Jasper, PK Andrew Crutchfield, LT Jarvis Jones, RT Joseph Barksdale, WR Terrence Toliver, DB Chad Jones, DT Drake Nevis.
2008	(8) CB Patrick Peterson, CB Brandon Taylor, LB Ryan Baker, DB Kamell Hatcher, OT Greg Shaw, WR Deangelo Peterson, QB Jordan Jefferson, DB Derrick Bryant
2009	(6) WR Rueben Randle, S Craig Loston, DT Josh Downs, CB Morris Claiborne, QB/WR Russell Shepard, FB Dominique Allen
2010	(12) RB Alfred Blue, WR Kadron Boone, CB Tyrann Mathieu, FB Connor Neighbors, S Eric Reid, DB Tharold Simon, S Ronnie Vinson, RB Spencer Ware, WR James Wright, LB Luke Muncie, DE Justin Maclin, FB J.C. Copeland
2011	(9) WR Odell Beckham Jr., OG La'el Collins, PK James Hairston, RB Kenny Hilliard, DT Anthony Johnson, WR Jarvis Landry, RB Terrence Magee, DE Jermauria Rasco, S Ronald Martin
2012	(15) LB Kwon Alexander, OT Vadal Alexander, CB Jalen Mills, P Jamie Keehn, S Jerquinick Sandolph, LB Deion Jones, SNP Reid Ferguson, DL Danielle Hunter, LB Ronnie Feist, LB Lorenzo Phillips, S Corey Thompson, TE Dillon Gordon, CB Dwayne Thomas, LB Lamar Louis, RB Jeremy Hill.
2013	(14) LB Kendall Beckwith, DE Tashawn Bower, RB Jeryl Brazil, OT Josh Boutte, DB Rickey Jefferson, QB Anthony Jennings, FB Melvin Jones, DT Christian LaCouture, DE Lewis Neal, C Ethan Pocic, LB Duke Riley, CB Rashard Robinson, TE DeSean Smith, CB Tre'Davious White
2014	(17) S Jamal Adams, LB Donnie Alexander, DE Deondre Clark, RB Leonard Fournette, PK Cameron Gamble, LB Clifton Garrett, DT Davon Godchaux, QB Brandon Harris, CB Ed Paris, WR Trey Quinn, WR Malachi Dupre, RB Darrel Williams, S Devin Voorhies, CB Russell Gage, WR D.J. Chark, DE Sione Teuhema, S John Battle

ULM	3 (DT D. Godchaux, LB D. Jones, LB D. Riley)
Mississippi State	None
New Mexico State	1 (WR M. Dupre)
at #5 Auburn	2 (QB B. Harris, RB T. Magee)
at Florida	3 (RB L. Fournette, FB M. Jones, LB K. Beckwith)

LSU Features Four College Graduates on the Roster

Four current LSU players have already earned their undergraduate degree at the university. **Evan Washington** graduated in spring 2014, and **Connor Neighbors**, **Justin Maclin** and **Elliott Porter** graduated in summer 2014. Washington earned his degree in interdisciplinary studies, while Neighbors earned his in general business and Maclin and Porter graduated with sport administration degrees.

True Freshmen Play Big Roles at LSU Under Les Miles

LSU coach **Les Miles** has never shied away from playing true freshmen. In his 10 years with the Tigers, a total of 100 true freshmen have seen action for LSU, including 17 so far in 2014. Of the 100 true freshmen who have played under Miles, 32 have started at least once during their freshman season.

Most True Freshmen Starters by Year Under Les Miles

2012:	6 (Kwon Alexander, Vadal Alexander, Reid Ferguson, Jeremy Hill, Lamar Louis, Jalen Mills)
2014:	5 (Malachi Dupre, Leonard Fournette, Davon Godchaux, Brandon Harris, Trey Quinn)
2013:	5 (Rickey Jefferson, Anthony Jennings, Ethan Pocic, Rashard Robinson, Tre'Davious White)
2006:	4 (Jacob Cutrera, Richard Dickson, Charles Scott, Keiland Williams)
2010:	3 (Alfred Blue, Tyrann Mathieu, Eric Reid)
2011:	3 (Odell Beckham Jr., James Hairston, Jarvis Landry)
2007:	2 (Drake Nevis, Terrence Toliver)
2008:	2 (Jordan Jefferson, Deangelo Peterson)
2009:	2 (Dominique Allen, Rueben Randle)
2005:	0

Four LSU True Freshmen Score in the Same Game for the First Time in School History

When LSU beat Sam Houston State 56-0 on Sept. 6, something happened in the game that had previously never been accomplished in LSU history: Four true freshmen scored a touchdown in the same game. RB **Leonard Fournette** scored on a four-yard TD run in the first quarter, QB **Brandon Harris** scored on a 46-yard TD run in the second quarter, RB **Darrel Williams** scored on a one-yard TD run in the third quarter and WR **Malachi Dupre** hauled in an eight-yard TD pass from Harris in the fourth quarter. The previous high was three true freshmen against Rice on Sept. 25, 1982 when RB Dalton Hilliard, RB Gary James and TE Mitch Andrews scored touchdowns.

LSU Has Played 17 True Freshmen in 2014, Second-Most in the SEC

LSU has played a total of 17 true freshmen this season, a figure that ranks as the most in the 10 seasons under head coach **Les Miles**. The previous high for true freshmen in a season under Coach Miles was 15 in 2012. LSU's 17 currently ranks second this season among Southeastern Conference teams, only trailing Tennessee's 22 true freshmen. Here is a list of the most true freshmen played by SEC teams this season:

1. Tennessee - 22
2. LSU - 17
3. Texas A&M - 14
t4. Arkansas - 12
t4. Alabama - 12

No. 18 Tradition Passed Down to Terrence Magee

A tradition established in 2003 continues as senior running back **Terrence Magee** was voted to wear the No. 18 jersey for the 2014 season. Magee was presented the jersey by coach **Les Miles** following a vote of the coaching staff and former LSU No. 18s during the Tigers' first team meeting of fall camp on Sunday, Aug. 3. Magee is LSU's leading returning rusher after running for 626 yards and eight touchdowns a year ago. Jersey No. 18 was born when, in 2003, quarterback Matt Mauck guided LSU to its first national championship since 1958. His number became synonymous with success -- both on and off the field -- as well as a selfless attitude that has become the epitome of being an LSU football player. After his final year with the Tigers, Mauck passed the jersey number down to running back Jacob Hester, who then helped LSU to another national title in 2007. Here is a look at the jersey No. 18s:

Years	Player	Position
2003	Matt Mauck	QB
2004-07	Jacob Hester	RB
2008-09	Richard Dickson	TE
2010	Richard Murphy	RB
2011	Brandon Taylor	S
2012	Bennie Logan	DT
2013	Lamin Barrow	LB
2014	Terrence Magee	RB

LSU Leads All Colleges With 38 Players on NFL Rosters

LSU led all colleges with 38 players on NFL opening weekend rosters, the NFL announced at the conclusion of the first

week of competition. The 38 active NFL players in week one put the Tigers ahead of Southern Cal (37), Alabama (36), Georgia (34), Florida (33) and Florida State (33). LSU also led the NFL in number of defensive tackles with six and was tied for most defensive backs with nine. LSU has two active punters in the NFL, which ties with Miami and Tennessee for the most in the league.

LSU: The SEC's Winningest Team Since 2005

LSU is the winningest program in the SEC since the start of **Les Miles'** tenure as head coach in 2005 as the Tigers have posted a 100-26 mark during that span. The 100 victories for LSU are 10 better than Florida, while the Tigers are also tops in final poll rankings. LSU is also second nationally in wins since 2005 behind only Boise State (105) and tied with Ohio State.

Team	W-L	Bowls	SEC Titles	Top 25
LSU	100-26	9	2	8
Florida	90-32	8	2	6
Georgia	89-36	9	1	6
Auburn	84-38	7	2	5
South Carolina	80-42	8	0	4
Alabama	79-25	9	2	6
Arkansas	66-53	5	0	3
Mississippi State	60-58	5	0	1
Tennessee	60-58	4	0	2
Ole Miss	55-62	4	0	2
Kentucky	53-65	5	0	0
Vanderbilt	51-66	4	0	2

Wins Since 2005 (Nationally)

Boise State	105
LSU	100
Ohio State	100
Oregon	98
Oklahoma	98
Southern Cal	93
Virginia Tech	92
TCU	92
Wisconsin	91
Florida	90
Texas	90

This Day vs. Night Thing In Tiger Stadium

The facts indicate that LSU plays better at night in Tiger Stadium than they do during the day. The numbers show that since 1960, LSU is 234-62-4 (.787) at night under the lights compared to a 32-25-3 (.558) mark in Tiger Stadium during the day. Since 2000, LSU is 90-13 (.874) overall at home, which includes a 68-7 (.907) mark at night in Tiger Stadium and a 22-6 (.786) record during the day. Prior to 2000, LSU had only won 10 games at home during the day in 32 tries. From 1960 to 1999, LSU posted a 10-19-3 (.359) record at home during the day. The following is a breakdown of LSU's night record, day record and overall record in Tiger Stadium since 1960:

Decade	Record at Night	Record during the day	Overall Tiger Stadium Record
1960-69	47-9-2	2-2-1	49-11-3
1970-79	51-12-1	1-2	52-14-1
1980-89	38-16-1	3-5-2	41-21-3
1990-99	30-18	4-10	34-28
2000-09	49-5	11-6	60-11
2010-14	19-2	11-0	30-2
Totals	234-62-4	32-25-3	266-87-7

Tiger Stadium Top 10 Attendances

No.	Att.	Opponent	Date	Results
1.	102,321	Mississippi State	Sept. 20, 2014	Lost, 34-29
2.	101,987	New Mexico State	Sept. 27, 2014	Won, 63-7
3.	101,194	ULM	Sept. 13, 2014	Won, 31-0
4.	100,338	Sam Houston St.	Sept. 6, 2014	Won, 56-0
5.	93,374	Alabama	Nov. 3, 2012	Lost, 21-17
6.	93,129	Florida	Oct. 10, 2009	Lost, 13-3
7.	93,108	Arkansas	Nov. 25, 2011	Won, 41-17
8.	93,098	Auburn	Oct. 22, 2011	Won, 45-10
9.	93,039	Alabama	Nov. 8, 2008	Lost, 27-21 (OT)
10.	93,022	Florida	Oct. 8, 2011	Won, 41-11

BOLD indicates current season.

SPECIAL TEAMS TDs UNDER MILES

LSU has recorded 20 special teams touchdown under **Les Miles**, including the most recent one when Odell Beckham Jr. became the first player in school history to return a missed field goal for a touchdown in 2013. LSU has scored at least one special teams touchdown in all nine previous seasons under Miles. LSU is 18-1 in games when scoring a special teams touchdown. The following is a breakdown of LSU's special teams touchdowns under Miles:

2013, UAB Odell Beckham Jr. 100-yard missed field goal return
LSU def. UAB, 56-17

2012, Ole Miss Odell Beckham Jr. 89-yard punt return
LSU def. Ole Miss, 41-35

2012, North Texas Odell Beckham Jr. 70-yard punt return
LSU def. North Texas, 41-14

2011, Georgia Tyrann Mathieu 62-yard punt return
LSU def. Georgia, 42-10

2011, Arkansas Tyrann Mathieu 92-yard punt return
LSU def. Arkansas, 41-17

2011, West Virginia Morris Claiborne 99-yard kickoff return
LSU def. West Virginia, 47-21

2011, Oregon Tyrann Mathieu 3-yard return of a fumbled punt
LSU def. Oregon, 40-27

2010, North Carolina Patrick Peterson 87-yard punt return
LSU def. North Carolina, 30-24

2010, West Virginia Patrick Peterson 60-yard punt return
LSU def. West Virginia, 20-14

2009, Miss. State Chad Jones 93-yard punt return
LSU def. Miss. State, 30-26

2009, Ole Miss Patrick Peterson 53-yard return of a blocked FG
LSU lost Ole Miss, 25-23

2009, Arkansas Trindon Holliday 87-yard punt return
LSU def. Arkansas, 33-30 (OT)

2008, North Texas Trindon Holliday 92-yard punt return
LSU def. North Texas, 41-3

2007, South Carolina Colt David 15-yard run on fake field goal
LSU def. South Carolina, 28-16

2007, Ole Miss Trindon Holliday 98-yard kickoff return
LSU def. Ole Miss, 41-24

2006, Fresno State Craig Davis 77-yard punt return
LSU def. Fresno State, 34-6

2006, Arkansas Trindon Holliday 92-yard kickoff return
LSU def. Arkansas, 31-26

2005, Arizona State Mario Stevenson 55-yard return of a blocked FG
LSU def. Arizona State, 35-31

2005, Arizona State Craig Steltz 29-yard return of a blocked punt
LSU def. Arizona State, 35-31

2005, Auburn Skyler Green 66-yard punt return
LSU def. Auburn, 20-17 (OT)

LSU's 20-Plus Yards Play Breakdown

BY PLAY	
Pass.....	26
Rush.....	14
TOTAL.....	40

BY GAME

vs. Wisconsin.....	5
vs. Sam Houston State.....	6
vs. ULM.....	6
vs. Mississippi State.....	8
vs. New Mexico State.....	8
vs. Auburn.....	4
vs. Florida.....	3
vs. Kentucky.....	
vs. Ole Miss.....	
vs. Alabama.....	
vs. Arkansas.....	
vs. Texas A&M.....	

BY QUARTER

1st.....	7
2nd.....	12
3rd.....	9
4th.....	12

RUSHING

Leonard Fournette.....	6
Brandon Harris.....	3
Kenny Hilliard.....	2
Anthony Jennings.....	1
Terrence Magee.....	1
Darrel Williams.....	1

PASSING

Brandon Harris.....	13
Anthony Jennings.....	12
Terrence Magee.....	1

RECEIVING

Travin Dural.....	12
Malachi Dupre.....	6
John Diarse.....	4
Leonard Fournette.....	2
Trey Quinn.....	1
Darrel Williams.....	1

20 OR MORE YARD TOUCHDOWNS

Travin Dural.....	3
Malachi Dupre.....	3
John Diarse.....	1
Leonard Fournette.....	1
Brandon Harris.....	1
Kenny Hilliard.....	1
Darrell Williams.....	1

LSU's 20-Plus Yards Plays of 2014

Yards	Type	Player	Opponent	Qtr.
94	Pass	Travin Dural from Anthony Jennings	SHSU	1*
80	Pass	Travin Dural from Anthony Jennings	Wisc.	1*
52	Pass	Malachi Dupre from Brandon Harris	AU	1
49	Pass	Travin Dural from Anthony Jennings	Miss. St.	4
46	Run	Brandon Harris	SHSU	2*
44	Pass	Travin Dural from Anthony Jennings	Wisc.	3
44	Pass	Malachi Dupre from Terrence Magee	Miss. St.	1
41	Pass	Travin Dural from Anthony Jennings	UF	4
40	Run	Leonard Fournette	SHSU	1
40	Pass	Travin Dural from Anthony Jennings	AU	4
37	Pass	John Diarse from Anthony Jennings	AU	3
36	Pass	John Diarse from Anthony Jennings	Wisc.	4*
33	Pass	Leonard Fournette from Brandon Harris	NMSU	2
32	Pass	Travin Dural from Anthony Jennings	ULM	3
32	Run	Brandon Harris	AU	2
31	Pass	Malachi Dupre from Brandon Harris	Miss. St.	4*
30	Pass	Malachi Dupre from Brandon Harris	Miss. St.	4*
28	Run	Kenny Hilliard	Wisc.	4*
28	Pass	Travin Dural from Anthony Jennings	SHSU	1*
27	Pass	Travin Dural from Anthony Jennings	Wisc.	4
27	Run	Leonard Fournette	SHSU	4
27	Pass	Malachi Dupre from Brandon Harris	NMSU	2*
27	Pass	Trey Quinn from Brandon Harris	NMSU	3
26	Run	Kenny Hilliard	NMSU	3
25	Pass	Darrel Williams from Brandon Harris	Miss. St.	4
24	Run	Leonard Fournette	ULM	3*
23	Pass	John Diarse from Anthony Jennings	ULM	1
23	Run	Terrence Magee	NMSU	3
22	Pass	John Diarse from Brandon Harris	SHSU	3
22	Run	Darrel Williams	ULM	2*
22	Run	Anthony Jennings	ULM	2
22	Pass	Travin Dural from Anthony Jennings	Miss. St.	2
22	Pass	Travin Dural from Brandon Harris	Miss. St.	4
22	Pass	Travin Dural from Brandon Harris	NMSU	2
22	Pass	Malachi Dupre from Brandon Harris	NMSU	2
21	Run	Brandon Harris	NMSU	4
20	Pass	Leonard Fournette from Anthony Jennings	ULM	2
20	Run	Leonard Fournette	Miss. St.	2
20	Run	Leonard Fournette	UF	2
20	Run	Leonard Fournette	UF	3

*Denotes play resulted in touchdown.

GAME-BY-GAME NOTABLES

Opponent	Captains	Coin Toss	Kickoff/Receive	LSU 1st Poss.	Game Time (CT)	Game Length	Jerseys	Result
vs. Wisconsin	L. Collins, T. Magee, D. Welter, J. Rasco, R. Ferguson, J. Keehn	Loss	Receive	Punt	8:15 p.m.	3:28	White	W, 28-24
Sam Houston State	K. Hilliard, C. Neighbors, J. Collins, C. Delahoussaye	Loss	Kickoff	Touchdown	6:39 p.m.	3:10	White	W, 56-0
ULM	L. Collins, J. Hawkins, D. Thomas, J. Adams	Loss	Receive	Punt	6:02 p.m.	3:01	Purple	W, 31-0
Mississippi State	K. Hilliard, A. Jennings, R. Martin, J. Rasco, D. Riley	Loss	Receive	Punt	6:12 p.m.	3:37	White	L, 34-29
New Mexico State	E. Povic, K. Alexander, D. Thomas, D. Jones	Loss	Kickoff	Fumble	6:39 p.m.	3:17	Purple	W, 63-7
at Auburn	L. Collins, J. Hawkins, K. Alexander, T. Magee	Loss	Receive	Punt	6:01 p.m.	3:18	White	L, 41-7
at Florida	L. Collins, D. Gordon, D. Hunter, K. Beckwith	Won	Kickoff	Punt	6:40 p.m.	3:30	White	W, 30-27

BY THE NUMBERS

102,321

new stadium capacity after the south end zone project finished in summer of 2014. Also the largest crowd in Tiger Stadium history (lost to Miss. State, 34-29, on Sept. 20, 2014)

1,500

old dorm rooms below the east and west stands

.727

winning percentage after 564 home games (401-145-18)

89

89-yard punt return by Billy Cannon 50 years ago to beat Ole Miss on Halloween Night in 1959

91st

year of LSU football in Tiger Stadium dating back to 1924

89

times the crowd has exceeded 90,000 for a game

428

windows replaced on the North End of the stadium prior to the 2012 season

68-7

Saturday night record since 2000

60-8

home record under head coach Les Miles

15

undefeated home seasons, including four under Les Miles

9

trips by the "ESPN College GameDay" crew

6th

largest on-campus stadium in the nation (102,321)

7

times named the toughest place in the nation to play a road game by national media outlets

1

win over a No. 1 ranked team (def. Florida, 28-21, in 1997)

Tiger Stadium

COLLEGE FOOTBALL'S ULTIMATE SETTING



“THE SCARIEST PLACE TO PLAY IN AMERICA”

- ESPN.COM, ESPN COLLEGE FOOTBALL LIVE

Notables

- LSU began playing football in Tiger Stadium in 1924 and is currently in its 91st year in the venerable stadium. This season marks the 84th year LSU has played under the lights in Death Valley. The Tigers defeated Spring Hill, 35-0, on Oct. 3, 1931 in the first night game in the stadium's history.
- Head coach **Les Miles** is 43-3 in Saturday Night home games. The only losses were to two top-ranked teams -- No. 1 Florida on Oct. 10, 2009 and No. 1 Alabama on Nov. 3, 2012 -- and to another that became No. 1 in Mississippi State on Sept. 20, 2014. LSU's last non-conference home loss was to UAB on Sept. 23, 2000.
- Since national attendance figures began being kept in 1957, LSU has finished in the nation's top 10 in average attendance in 50 of the past 57 seasons.
- Since 1960, LSU owns a stellar 234-62-4 (.787) record in traditional Tiger Stadium night games. The Tigers are 32-25-3 (.558) at home during the day in that span.
- LSU has won 40 consecutive home games over non-conference opponents. **Les Miles** is 31-0 in non-conference home games.

Quotables

“I'm not sure what it was like to walk into the Coliseum, but I bet it was something like this. The best place in the world to watch a sporting event.”

- **Wright Thompson, ESPN Senior Writer**

“Dark. That combined with Tiger Stadium on a Saturday night is something loud, strange and holy. There is noise everywhere in stadiums from Eugene to Tuscaloosa. Only in Baton Rouge is there a living, breathing lurking in its grand, old stadium.”

- **Dennis Dodd, CBSSports.com**

“Best stadium -- Tiger Stadium, LSU. The pregame festivities, the deafening noise -- there's no other place like it.”

- **Matt Hayes, Sporting News**

“Death Valley is the pound-for-pound king of noise in college football. The place is just mind-numbingly loud for a ridiculous amount of time.”

- **Bruce Feldman, CBSSports.com**

“For three hours on Saturday night, I don't know that there has ever been an atmosphere in sports that I've been a part of that was as memorable to me. When you're there, you don't want to miss anything.”

- **Scott Van Pelt, ESPN**

The Last Meeting



Kentucky	7
#1/2 LSU	35



Oct. 1, 2011 • Tiger Stadium • Baton Rouge, La. • 92,660

No. 1 LSU Rolls By Kentucky In SEC Home Opener, 35-7

Behind another strong defensive outing and a balanced offensive attack, LSU remained undefeated with a 35-7 victory over Kentucky in Tiger Stadium. LSU limited Kentucky to just 155 total yards, 45 in the first half, as the Tigers led from start to finish. LSU finished the game with 348 total yards (179 rushing, 169 passing). LSU punted on six of its eight first half possessions, but the Tigers did manage to take a 14-0 lead at halftime. **Jordan Jefferson**, in his first action this year, scored on a 1-yard run at the 7:06 mark in the first quarter to give the Tigers a 7-0 lead. LSU extended the lead to 14-0 on a 51-yard TD pass from **Jarrett Lee** to **Odell Beckham Jr.** After holding Kentucky to a 3-and-out to start the second half, LSU went 68 yards on 10 plays, capped by a 1-yard run by **Alfred Blue** to stretch the lead to 21-0. The Tigers increased the lead to 28-0 when **Tyrann Mathieu** recovered a fumble that he forced and raced 23 yards for a TD. **Terrence Magee** capped the scoring for the Tigers with his first career TD early in the fourth quarter. The Wildcats scored their only points of the game with less than five minutes to go. Blue led the Tigers with 72 yards and one TD on 16 carries, while Lee connected on 8-of-21 passes for 169 yards and a score. LSU held Kentucky to 89 rushing yards and just 66 passing yards.

	Scoring				
	1	2	3	4	F
Kentucky	0	0	0	7	7
LSU	7	7	14	7	35

STATISTICAL COMPARISON

Category	LSU	UK	CONF. (NCAA) RANKING	
			LSU	UK
Record:	5-2	5-1	--	--
Conference:	1-2	2-1	--	--
Scoring Offense:	34.9	36.5	8(36)	6(29)
Total Offense:	414.1	448.5	10(64)	6(37)
Rushing Offense:	209.1	184.2	6(32)	7(50)
Passing Offense:	205.0	264.3	10(93)	5(43)
Scoring Defense:	19.0	18.7	6(17)	5(15)
Total Defense:	333.3	343.5	5(29)	7(32)
Pass Defense:	157.7	191.5	1(7)	3(20)
Rushing Defense:	175.6	152	12(81)	8(63)
KO Ret. Avg.:	23.0	27.6	6(35)	2(5)
Punt Ret. Avg.:	8.6	8.4	9(59)	10(63)
Time of Poss.:	33:02	29:32	3(17)	10(71)
3rd Down Conv.:	.363	.398	11(99)	10(79)
Opp. 3rd-D Conv.:	.286	.348	3(10)	9(37)
TO Margin:	+8	+8	3(14)	2(8)
Net Punting:	41.1	39.0	4(13)	8(37)
Fumbles Recovered:	8	5	1(7)	4(38)
Passes Intercepted:	8	11	6(21)	2(4)
Fumbles Lost:	4	3	7(55)	5(31)
Turnovers Gained:	16	16	1(8)	1(8)
Turnovers Lost:	8	8	2(31)	2(31)
Passing Efficiency:	145.8	139.8	6(33)	8(44)
Pass Efficiency Defense:	99.6	100.8	2(11)	3(12)
Fewest Penalties:	40	37	12(75)	9(62)
Fewest Yards Penalized:	338	354	10(65)	12(77)
Sacks:	1.57	2.83	12(98)	5(28)
Tackles for Losses:	5.1	6.0	13(90)	9(61)
First Downs:	149	131	4(24)	10(66)
Red Zone Offense:	.885	.850	7(35)	9(50)
Red Zone Defense:	.813	.882	5(56)	10(96)

The Series: LSU leads 39-16-1

1949:	UK, 19-0	Sept. 24 at Baton Rouge
1950:	UK, 14-0	Sept. 23 at Lexington
1952:	LSU, 34-7	Oct. 11 at Lexington
1953:	Tie, 6-6	Oct. 10 at Baton Rouge
1954:	UK, 7-6	Oct. 2 at Lexington
1955:	LSU, 19-7	Sept. 17 at Baton Rouge
1956:	UK, 14-0	Oct. 20 at Lexington
1957:	LSU, 21-0	Oct. 19 at Baton Rouge
1958:	LSU, 32-7	Oct. 18 at Baton Rouge
1959:	LSU, 9-0	Oct. 17 at Lexington
1960:	UK, 3-0	Oct. 15 at Lexington
1961:	LSU, 24-14	Oct. 21 at Baton Rouge
1962:	LSU, 7-0	Oct. 20 at Lexington
1963:	LSU, 28-7	Oct. 19 at Baton Rouge
1964:	LSU, 27-7	Oct. 17 at Lexington
1965:	LSU, 31-21	Oct. 16 at Baton Rouge
1966:	LSU, 30-0	Oct. 15 at Lexington
1967:	LSU, 30-7	Oct. 21 at Baton Rouge
1968:	LSU, 13-3	Oct. 19 at Baton Rouge
1969:	LSU, 37-10	Oct. 18 at Lexington
1970:	LSU, 14-7	Oct. 17 at Baton Rouge
1971:	LSU, 17-13	Oct. 16 at Lexington
1972:	LSU, 10-0	Oct. 21 at Baton Rouge
1973:	LSU, 28-21	Oct. 20 at Baton Rouge
1974:	UK, 20-13	Oct. 19 at Lexington
1975:	LSU, 17-14	Oct. 18 at Baton Rouge
1976:	UK, 21-7	Oct. 16 at Lexington

1977:	UK, 33-13	Oct. 15 at Baton Rouge
1978:	LSU, 21-0	Oct. 21 at Lexington
1979:	LSU, 23-19	Oct. 20 at Baton Rouge
1980:	LSU, 17-10	Oct. 18 at Lexington
1981:	LSU, 24-10	Oct. 17 at Baton Rouge
1982:	LSU, 34-10	Oct. 16 at Lexington
1983:	UK, 21-13	Oct. 15 at Baton Rouge
1984:	LSU, 36-10	Oct. 20 at Lexington
1985:	LSU, 10-0	Oct. 19 at Baton Rouge
1986:	LSU, 25-16	Oct. 18 at Lexington
1987:	LSU, 34-9	Oct. 17 at Baton Rouge
1988:	LSU, 15-12	Oct. 15 at Baton Rouge
1989:	UK, 27-21	Oct. 21 at Lexington
1990:	LSU, 30-20	Oct. 20 at Baton Rouge
1991:	LSU, 29-26	Oct. 19 at Lexington
1992:	UK, 27-25	Oct. 17 at Baton Rouge
1993:	UK, 35-17	Oct. 16 at Lexington
1994:	LSU, 17-13	Oct. 15 at Baton Rouge
1995:	UK, 24-16	Oct. 14 at Lexington
1996:	LSU, 41-14	Oct. 19 at Baton Rouge
1997:	LSU, 63-28	Nov. 1 at Lexington
1998:	UK, 39-36	Oct. 17 at Baton Rouge
1999:	UK, 31-5	Oct. 16 at Lexington
2000:	LSU, 34-0	Oct. 14 at Baton Rouge
2001:	LSU, 29-25	Oct. 13 at Lexington
2002:	LSU, 33-30	Nov. 9 at Lexington
2006:	LSU, 49-0	Oct. 13 at Baton Rouge

2007	UK, 43-37 30T	Oct. 13 at Lexington
2011	LSU, 35-7	Oct. 1 at Baton Rouge

At Baton Rouge: LSU leads, 23-5-1

At Lexington: LSU leads, 16-11

Les Miles vs. Kentucky: 2-1

LSU Tigers Depth Chart (Based on Game Starters)

OFFENSE

X	8	Trey Quinn	6-0	194	Fr.-HS
-or-	15	Malachi Dupre	6-3	187	Fr.-HS
	1	Quantavious Leslie	6-4	179	Sr.-SQ
	2	Avery Peterson	6-2	200	Fr.-RS
LT	70	La'el Collins	6-5	321	Sr.-2L
	71	Jonah Austin	6-6	330	Jr.-1L
-or-	63	K.J. Malone	6-3	289	Fr.-RS
LG	74	Vadal Alexander	6-6	340	Jr.-2L
	63	K.J. Malone	6-3	289	Fr.-RS
	78	Garrett Brumfield	6-4	309	Fr.-HS
C	55	Elliott Porter	6-4	297	Sr.-2L
	77	Ethan Pocic	6-7	301	So.-1L
	72	Andy Dodd	6-4	336	Fr.-RS
RG	77	Ethan Pocic	6-7	301	So.-1L
	69	Hoko Fanaika	6-6	330	Sr.-1L
	75	Evan Washington	6-6	334	Sr.-1L
RT	65	Jerald Hawkins	6-6	309	So.-1L
	76	Josh Boutte	6-5	340	So.-SQ
TE	85	Dillon Gordon	6-4	295	Jr.-2L
	84	Logan Stokes	6-5	255	Sr.-1L
-or-	89	DeSean Smith	6-5	242	So.-1L
-or-	41	Travis Dickson	6-3	237	Sr.-2L
Z	83	Travin Dural	6-2	192	So.-1L
	9	John Diarse	6-0	210	Fr.-RS
	82	D.J. Chark	6-2	184	Fr.-HS
	87	Kevin Spears	6-3	195	Fr.-RS
QB	10	Anthony Jennings	6-2	216	So.-1L
-or-	6	Brandon Harris	6-3	188	Fr.-HS
RB	7	Leonard Fournette	6-1	230	Fr.-HS
-or-	27	Kenny Hilliard	6-0	232	Sr.-3L
-or-	18	Terrence Magee	5-9	217	Sr.-2L
	34	Darrel Williams	6-0	230	Fr.-HS
FB	43	Connor Neighbors	5-11	229	Sr.-2L
	49	Melvin Jones	6-2	258	So.-1L

DEFENSE

DE	94	Danielle Hunter	6-6	240	Jr.-2L
	98	Deondre Clark	6-3	244	Fr.-HS
	58	Sione Teuhema	6-4	232	Fr.-HS
DT	57	Davon Godchaux	6-4	298	Fr.-HS
	95	Quentin Thomas	6-4	303	Jr.-1L
	97	Frank Herron	6-4	278	Fr.-RS
	99	Greg Gilmore	6-5	305	Fr.-RS
DT	91	Christian LaCouture	6-5	300	So.-1L
	92	Lewis Neal	6-1	255	So.-1L
	90	Maquedius Bain	6-4	299	Fr.-RS
DE	59	Jermauria Rasco	6-3	247	Sr.-3L
	46	Tashawn Bower	6-5	237	So.-1L
	54	Justin Maclin	6-4	240	Sr.-SQ
	93	M.J. Patterson	6-3	231	Fr.-RS
Sam	23	Lamar Louis	6-0	229	Jr.-2L
	40	Duke Riley	6-1	218	So.-1L
	48	Donnie Alexander	6-1	201	Fr.-HS
Mike	52	Kendell Beckwith	6-2	245	So.-1L
-or-	31	D.J. Welter	6-1	235	Sr.-1L
	3	Clifton Garrett	6-2	242	Fr.-HS
Will	4	Kwon Alexander	6-2	227	Jr.-2L
	45	Deion Jones	6-1	220	Jr.-2L
	22	Ronnie Feist	6-1	224	Jr.-1L
CB	21	Rashard Robinson	6-3	177	So.-1L
	32	Jalen Collins	6-2	198	Jr.-2L
	24	Ed Paris	6-1	208	Fr.-HS
S	28	Jalen Mills	6-0	194	Jr.-2L
	29	Rickey Jefferson	6-0	204	So.-1L
	12	Corey Thompson	6-2	218	Jr.-2L
	35	Devin Voorhies	6-2	208	Fr.-HS
S	26	Ronald Martin	6-2	220	Sr.-3L
	33	Jamal Adams	6-0	206	Fr.-HS
	13	Dwayne Thomas	6-0	182	So.-1L
CB	16	Tre'Davious White	5-11	191	So.-1L
	32	Jalen Collins	6-2	198	Jr.-2L
	39	Russell Gage	6-0	180	Fr.-HS

PRONUNCIATIONS

Players		
74	Vadal Alexander	OG
	vuh-Dall	
90	Maquedius Bain	DT
	muh-Quay-dee-us	
70	La'el Collins	OT
	Lah-ell	
42	Colby Delahoussaye	PK
	Dell-uh-hoos-ee	
9	John Diarse	WR
	Dee-arse	
14	Trent Domingue	PK
	Doe-mang	
15	Malachi Dupre	WR
	Mal-uh-kye Doo-ree	
83	Travin Dural	WR
	Tray-vin	
69	Hoko Fanaika	OG
	Hoe-koe fuh-Nye-kuh	
57	Davon Godchaux	DT
	duh-Vahn God-chaw	
94	Danielle Hunter	DE
	duh-NEEL	
91	Christian LaCouture	DT
	Lock-uh-chur	
15	Quantavious Leslie	WR
	Owan-tay-vee-us	
77	Ethan Pocic	C
	Poe-sick	
59	Jermauria Rasco	DE
	Jer-maw-ree-A	
58	Sione Teuhema	DE
	See-oh-nee Tuh-hoo-muh	
Coaches		
	Bradley Dale Peveto	ST
	Pea-vuh-toe	

SPECIAL TEAMS

PK	42	Colby Delahoussaye	5-10	176	So.-1L
	14	Trent Domingue	6-1	170	So.-SQ
KO	14	Trent Domingue	6-1	170	So.-SQ
-or-	36	Cameron Gamble	5-11	190	Fr.-HS
PR	16	Tre'Davious White	5-11	191	So.-1L
	8	Trey Quinn	6-0	194	Fr.-HS
HOLD	16	Brad Kragthorpe	6-0	200	Jr.-SQ
	13	Chris LaBorde	6-0	191	Jr.-SQ

KOR	7	Leonard Fournette	6-1	230	Fr.-HS
	18	Terrence Magee	5-9	217	Sr.-2L
P	38	Jamie Keehn	6-4	220	Jr.-2L
	14	Trent Domingue	6-1	170	So.-SQ
SNP	50	Reid Ferguson	6-2	236	Jr.-2L
	53	Logan Boudreaux	5-11	218	Jr.-SQ

LOCATION OF COACHES

On The Field
Les Miles, head coach
Frank Wilson, running backs
Steve Ensminger, tight ends
Brick Haley, defensive line
Adam Henry, wide receivers
Bradley Dale Peveto, special teams
Corey Raymond, defensive backs
Jeff Grimes, offensive line
In The Press Box
John Chavis, defensive coordinator
Cam Cameron, offensive coordinator

CAREER STARTS/GAME-BY-GAME STARTERS

						FB Neighbors 13 M. Jones 1			TB Hilliard 6 Fournette 1 Magee 1		
										QB Jennings 7 Harris 1	
WR Dural 7											WR Quinn 4 Dupre 2
	TE Gordon 19 Stokes 3 Dickson 2	RT Hawkins 19 V. Alexander 9 Washington 1	RG Pocic 4 Fanaika 3	C Porter 18 Pocic 3	LG V. Alexander 20 L. Collins 13	LT L. Collins 19 Hawkins 1					
LCB Mills 24 Robinson 6 J. Collins 3		LE Rasco 20	LT LaCouture 7	RT Godchaux 4 Q. Thomas 4	RE Hunter 17					RCB White 18 J. Collins 2	
		Sam K. Alexander 11 Louis 11 Riley 1		Mike Welter 19 Beckwith 1	Will K. Alexander 6 D. Jones 1					Dime	
	Nickel J. Collins 1 Mills 1		SS Martin 8 Thompson 2		FS Mills 8 Martin 7 Thompson 3 Jefferson 1						

OFFENSIVE GAME-BY-GAME STARTERS

Game	X	Z	LT	LG	C	RG	RT	TE	FB	TB	QB
vs. Wisconsin	Quinn	Dural	L. Collins	V. Alexander	Pocic	Fanaika	Hawkins	Gordon	Neighbors	Hilliard	Jennings
Sam Houston State	Stokes (2 TE)	Dural	L. Collins	V. Alexander	Pocic	Fanaika	Hawkins	Gordon	Neighbors	Hilliard	Jennings
ULM	Quinn	Dural	L. Collins	V. Alexander	Porter	Fanaika	Hawkins	Gordon	Neighbors	Hilliard	Jennings
Mississippi State	Quinn	Dural	L. Collins	V. Alexander	Porter	Pocic	Hawkins	Gordon	Neighbors	Hilliard	Jennings
New Mexico State	Dupre	Dural	L. Collins	V. Alexander	Porter	Pocic	Hawkins	Gordon	Neighbors	Hilliard	Jennings
at Auburn	Dupre	Dural	L. Collins	V. Alexander	Porter	Pocic	Hawkins	Gordon	Neighbors	Magee	Harris
at Florida	Quinn	Dural	L. Collins	V. Alexander	Porter	Pocic	Hawkins	Gordon	M. Jones	Fournette	Jennings
Kentucky											
Ole Miss											
Alabama											
at Arkansas											
at Texas A&M											

DEFENSIVE GAME-BY-GAME STARTERS

Game	LE	LT	RT	RE	WILL	MIKE	SAM	LCB	RCB	SS	FS
vs. Wisconsin	Rasco	LaCouture	Q. Thomas	Hunter	K. Alexander	Welter	Louis	J. Collins	White	Martin	Mills
Sam Houston State	Rasco	LaCouture	Q. Thomas	Hunter	K. Alexander	Welter	Louis	J. Collins	White	Martin	Mills
ULM	Rasco	LaCouture	Godchaux	Hunter	D. Jones	Welter	Riley	J. Collins	White	Martin	Mills
Mississippi State	Rasco	LaCouture	Q. Thomas	Hunter	K. Alexander	Welter	Louis	Robinson	White	Martin	Mills
New Mexico State	Rasco	LaCouture	Godchaux	Hunter	K. Alexander	Welter	Louis	Robinson	White	Martin	Mills
at Auburn	Rasco	LaCouture	Godchaux	Hunter	K. Alexander	Welter	Louis	Robinson	White	Martin	Mills
at Florida	Rasco	LaCouture	Godchaux	Hunter	K. Alexander	Beckwith	Louis	Robinson	White	Martin	Mills
Kentucky											
Ole Miss											
Alabama											
at Arkansas											
at Texas A&M											



33

Jamal Adams
Safety

6-0 • 206 • Fr. • HS
Carrollton, Texas (Hebron HS)



TRUE FRESHMAN SEASON (2014)

Adams is one of 17 true freshmen to see action for the Tigers this season ... Garnered 29 tackles over his last six games highlighted by a season's best seven tackles at Auburn ... Added five stops versus Sam Houston State and New Mexico State ... Named a captain for the ULM game, the first freshman to earn that honor during the Les Miles era ... Added four stops during the ULM and Mississippi State games ... Seven of his 29 tackles have come on special teams ... His seven stops leads LSU's special teams.

CAREER HIGHS

Total tackles: 7, at Auburn, 2014)
Tackles for loss: 0
Sacks: 0

ADAMS' CAREER DEFENSIVE STATS

YEAR	G-GS	UT	AT	TT	TFL	SACKS	PBU	QBH	INT	FF	FR
2014	7-0	13	16	29	0.5-1	0	1	0	0	0	0-0
Totals	7-0	13	16	29	0.5-1	0	1	0	0	0	0-0



4

Kwon Alexander
Linebacker

6-2 • 227 • Jr. • 2L
Oxford, Ala. (Oxford HS)



- 2014 Preseason All-SEC Second Team (Coaches)
- 2014 Preseason All-SEC Third Team (Media)

JUNIOR SEASON (2014)

Alexander has served as LSU's starting WILL linebacker during six of seven games this season ... His 46 tackles pace LSU's defense ... Did not play against ULM ... Registered a team-leading eight tackles sparked by a career-high tying two stops for loss against No. 14 Wisconsin during the Advocate Texas Kickoff ... LSU's defense held the Badgers to 32 total yards on 19 plays over the final 27:24 of the contest as the Tigers erased a 17-point deficit ... Racked up a season's best 13 tackles versus Mississippi State ... Stripped MSU QB Dak Prescott on the opening play of the 2nd half which led to Danielle Hunter's 25-yard fumble recovery for a touchdown ... Collected 10 tackles highlighted by 1.5 stops for loss and forced a fumble at Florida ... The forced fumble led to LSU's opening touchdown ... Moved from the SAM to the WILL linebacker position during the offseason ... Has started nine of LSU's last 11 games going back to the Georgia game in 2013.

K. ALEXANDER'S CAREER HIGHS

Total tackles: 14, Furman, 2013
Tackles for loss: 2.0, 2x (Last: vs. Wisconsin, 2014; First: Furman, 2013)
Sacks: 0

K. ALEXANDER IN THE SEC RANKINGS • OCT. 12

7.7 Tackles Per Game • T-9th

K. ALEXANDER'S CAREER DEFENSIVE STATS

YEAR	G-GS	UT	AT	TT	TFL	SACKS	PBU	QBH	INT	FF	FR
2012	7-2	8	4	12	1.0-2	0	1	1	0	1	2-15
2013	13-9	30	35	65	6.5-14	0	4	1	0	0	0-0
2014	6-6	22	24	46	3.5-7	0	0	4	0	2	0-0
Totals	25-16	60	63	123	11.0-23	0	5	6	0	3	2-15



74

Vadal Alexander
Offensive Guard

6-6 • 340 • Jr. • 2L
Buford, Ga. (Buford HS)



- 2014 Preseason All-SEC Second Team (Coaches & Media)
- 2014 Outland Trophy Watch List
- 2012 Freshman All-America Second Team (Scout.com)
- 2012 All-SEC Freshman Team (Coaches)

JUNIOR SEASON (2014)

Alexander has played in all 33 career games with 29 career starts which includes his last 19 outings at left guard dating back to the 2013 season opener against TCU ... Second among LSU's offensive lineman with 43.5 knockdowns ... Played all 67 snaps of the 2014 opener versus No. 14 Wisconsin and came away with five knockdowns ... Paved the way as Kenny Hilliard racked up 93 of his 110 rushing yards during the 4th quarter and LSU erased a 17-point second-half deficit versus the Badgers ... Amassed 7.5 knockdowns over 63 snaps against ULM ... Tacked on a team-leading seven knockdowns at Auburn ... Racked up a season's best 11 knockdowns on his 73 snaps at Florida.



52

Kendell Beckwith
Linebacker

6-2 • 245 • So. • 1L
Jackson, La. (East Feliciana HS)



SOPHOMORE SEASON (2014)


Beckwith has lined up at MIKE linebacker during all seven games and earned his first career start at Florida ... Collected 32 tackles which are fourth on the team ... Registered one tackle and a key five-yard rush on a fake punt attempt versus No. 14 Wisconsin during the 3rd quarter ... The five-yard rush gave the Tigers a first down and led to a field goal which sparked LSU's 17-point comeback against the Badgers ... Racked up a career-high seven tackles and added a sack versus Sam Houston State ... Notched six stops and a half tackle for loss against Mississippi State ... Returned his first career interception for a 29-yard touchdown versus New Mexico State during the 1st quarter ... One of eight SEC players to return an interception for a touchdown in 2014 ... Secured six tackles and his first career fumble recovery at Auburn ... Notched six stops at Florida in his first career start.

BECKWITH'S CAREER HIGHS

Total tackles: 7, Sam Houston State, 2014
Tackles for loss: 1.0, 3x, (Last: Mississippi State, 2014; First: Florida, 2013)
Sacks: 1.0, 2x, (Last: Sam Houston State, 2014; First: Florida, 2013)

BECKWITH'S CAREER DEFENSIVE STATS

YEAR	G-GS	UT	AT	TT	TFL	SACKS	PBU	QBH	INT	FF	FR
2013	12-0	5	6	11	1.0-8	1.0-8	0	0	0	1	0
2014	7-1	14	18	32	2.0-9	1.0-8	2	1	1-29	0	1
Totals	19-1	19	24	43	3.0-17	2.0-16	2	1	1-29	1	1



46

Tashawn Bower
Defensive End
 6-5 • 237 • So. • 1L
 Somerville, N.J. (Immaculata HS)



SOPHOMORE SEASON (2014)

Bower has seen action in all seven games at left defensive end behind and has served as Jermauria Rasco's backup ... Collected 11 tackles over his last five outings ... Registered a career-high five stops versus New Mexico State ... Secured three tackles during LSU's SEC opener against Mississippi State ... Added half-tackles for loss during the ULM and New Mexico State games.

BOWER'S CAREER HIGHS

Total tackles: 5, New Mexico State, 2014
 Tackles for loss: 0.5, 2x (Last: New Mexico State, 2014; First: ULM, 2014)
 Sacks: 0

BOWER'S CAREER DEFENSIVE STATS

YEAR	G-GS	UT	AT	TT	TFL	SACKS	PBU	QBH	INT	FF	FR
2013	6-0	1	2	3	0	0	0	0	0	0	0
2014	7-0	2	9	11	1.0-2	0	0	1	0	0	0
Totals	13-0	3	11	14	1.0-2	0	0	1	0	0	0



98

Deondre Clark
Defensive End
 6-3 • 244 • Fr. • HS
 Oklahoma City, Okla. (Douglass HS)



TRUE FRESHMAN SEASON (2014)

Clark is one of 17 true freshmen to see action for the Tigers this season ... Provided valuable depth to LSU's defensive line and played in six of seven games ... Picked up two tackles during the Sam Houston State, ULM and New Mexico State games ... Added a pair of QB hurries against Sam Houston State ... Collected a half-tackle for loss versus New Mexico State ... Did not play at Florida.

CLARK'S CAREER HIGHS

Total tackles: 2, 3x (Last: New Mexico State, 2014; First: Sam Houston State, 2014)
 Tackles for loss: 0.5, New Mexico State, 2014
 Sacks: 0

CLARK'S CAREER DEFENSIVE STATS

YEAR	G-GS	UT	AT	TT	TFL	SACKS	PBU	QBH	INT	FF	FR
2014	6-0	0	6	6	0.5-0	0	0	3	0	0	0-0
Totals	6-0	0	6	6	0.5-0	0	0	3	0	0	0-0



32

Jalen Collins
Cornerback
 6-2 • 198 • Jr. • 2L
 Olive Branch, Miss. (Olive Branch HS)



• 2012 All-SEC Freshman Team (Coaches)

JUNIOR SEASON (2014)

Collins has started at left cornerback during three games of the 2014 season ... The start for Collins against No. 14 Wisconsin was his first since the UAB game on Sept. 7, 2013 ... Secured a career-high tying six tackles and one PBU versus the Badgers ... LSU's defense held the Badgers to 32 total yards on 19 plays over the final 27:24 of the contest as the Tigers erased a 17-point deficit ... Tacked on three tackles and a PBU against Mississippi State.

COLLINS' CAREER HIGHS

Total tackles: 6, 2x (Last: vs. Wisconsin, 2014; First: Mississippi State, 2012)
 PBUs: 2, 2x (Last: Mississippi State, 2012; First: Idaho, 2012)
 Interceptions: 1, 2x (Last: Ole Miss, 2012; First: at Texas A&M, 2012)

COLLINS' CAREER DEFENSIVE STATS

YEAR	G-GS	UT	AT	TT	TFL	SACKS	PBU	QBH	INT	FF	FR
2012	13-1	15	15	30	0	0	6	0	2-9	0	0
2013	13-2	15	7	22	0	0	2	0	0	0	0
2014	7-3	9	6	15	1.0-2	0	3	0	0	0	0
Totals	33-6	39	28	67	1.0-2	0	11	0	2-9	0	0



70

La'el Collins
Offensive Tackle
 6-5 • 321 • Sr. • 2L
 Baton Rouge, La. (Redemptorist HS)



• 2014 Preseason All-SEC First Team (Coaches, Media)

- 2014 Lombardi Award Watch List
- 2014 Outland Trophy Watch List
- 2014 Senior CLASS Award Finalist
- 2013 All-SEC Second Team (Coaches)
- 2013 SEC Offensive Lineman of the Week (vs. TCU)
- 2012 All-SEC Honorable Mention (AP)
- 2012 SEC Co-Offensive Lineman of the Week (vs. Alabama)
- 2011 CBSSports.com Freshman All-American

SENIOR SEASON (2014)

Collins has started at left tackle during all seven games ... Logged a team-leading 445 offensive snaps for the Tigers ... Racked up a team-leading 50.5 knockdowns and has had at least five knockdowns in all seven outings ... Paved the way as Kenny Hilliard amassed 93 of his 110 rushing yards during the 4th quarter, and LSU erased a 17-point second-half deficit during the Wisconsin game ... Collected 11.5 knockdowns on 55 snaps versus Sam Houston State ... Has played in 39 career games and started 32 of LSU's last 33 games dating back to the 2012 season opener against North Texas on Sept. 1, 2012 ... Has made his last 20 starts at left tackle after spending his first two seasons at guard ... Possesses the skills to become one of the nation's top offensive linemen.



42

Colby Delahoussaye

Place Kicker

5-10 • 176 • So. • 1L

New Iberia, La. (New Iberia HS)



- 2014 Preseason All-SEC Second Team (Coaches, Media)
- 2014 Groza Award Watch List
- 2013 SEC Academic Honor Roll

REDSHIRT SOPHOMORE SEASON (2014)

Delahoussaye buried two field goals and two PATs versus No. 14 Wisconsin at the AdvoCare Texas Kickoff ... His 47-yard field goal during the 3rd quarter was the second-longest kick of his career ... One of two SEC placekickers to convert on all field goals attempts in 2014 ... Knocked home 18-of-19 career field goals and 83-of-86 career PATs ... Connected on nine straight field goal attempts ... Misses are a 31-yard FG attempt and a PAT versus Furman in 2013 along with PATs against Sam Houston State and at Florida ... Drilled the game-winning and a career-long 50-yard field goal with three seconds remaining at Florida ... The last time LSU kicked a game-winning field goal was Drew Alleman in overtime at Alabama on Nov. 5, 2011 ... Won placekicking battle during 2013 fall camp after he joined the Tigers as a walk-on in fall of 2012.

DELAHOUSSAYE'S CAREER HIGHS

Field Goals Made: 3, vs. TCU, 2013
 Field Goal Attempted: 3, vs. TCU, 2013
 Long FG: 50, at Florida, 2014

SEC RANKINGS • OCT. 12

27 PATs Made • T-6th
 5 Field Goals Made • 10th

DELAHOUSSAYE'S CAREER FIELD GOAL TOTALS

YEAR	FGM-FGA	1-19	20-29	30-39	40-49	50+	LG	PAT	POINTS
2013	13-14	0-0	6-6	4-5	3-3	0-0	49	56-57	95
2014	5-5	0-0	1-1	2-2	1-1	1-1	47	27-29	42
TOTALS	18-19	0-0	7-7	6-7	4-4	1-1	49	83-86	137



9

John Diarse

Wide Receiver

6-0 • 210 • Fr. • RS

Monroe, La. (Neville HS)



REDSHIRT FRESHMAN SEASON (2014)

Diarse was one of 12 players to make his career debut versus No. 14 Wisconsin at the AdvoCare Texas Kickoff ... Picked up two catches, 48 yards and a touchdown against the Badgers ... Broke four tackles en route to a 36-yard TD on a 3rd and 21 play at the 12:08 mark of the 4th quarter ... Added two more receptions during the Sam Houston State, ULM and Auburn games ... Notched a career-long 37-yard reception at Auburn ... Seven of his nine receptions have resulted in either a first down or touchdown ... Redshirted in 2013 after he suffered an injury during fall camp.

DIARSE'S CAREER RECEIVING HIGHS

Receptions: 2, 4x (Last: at Auburn, 2014; First: vs. Wisconsin, 2014)
 Yards: 48, vs. Wisconsin, 2014
 Long: 37, at Auburn, 2014
 Touchdowns: 1, vs. Wisconsin, 2014

DIARSE'S CAREER RECEIVING STATS

YEAR	G-GS	REC.	YDS.	TD	LONG
2014	7-0	9	165	1	37
Totals	7-0	9	165	1	37



41

Travis Dickson

Tight End

6-3 • 237 • Sr. • 2L

Ocean Springs, Miss. (Ocean Springs HS)



- 2011 SEC Academic Honor Roll
- 2010 SEC Freshman Academic Honor Roll

SENIOR SEASON (2014)

Dickson is one of four players to see action in LSU's tight end rotation ... Caught a seven-yard pass but fumbled in the 2nd quarter of the Wisconsin game ... Also recorded receptions during the Mississippi State and Auburn games ... Played in 36 career games with one start during his career ... Younger brother of former LSU starting TE Richard Dickson who was a guest captain for the Mississippi State game.

DICKSON'S CAREER RECEIVING HIGHS

Receptions: 5, Ole Miss, 2012
 Yards: 69, Ole Miss, 2012
 Touchdowns: 0
 Long: 45, Auburn, 2013

DICKSON'S CAREER RECEIVING STATS

YEAR	G-GS	REC.	YDS.	TD	LONG
2011	6-0	1	10	0	10
2012	12-0	6	73	0	30
2013	12-1	5	109	0	45
2014	7-0	3	18	0	7
Totals	36-1	15	210	0	45



14

Trent Domingue

Place Kicker/Punter

6-1 • 170 • So. • SQ

Mandeville, La. (St. Paul's HS)



SOPHOMORE SEASON (2014)

Domingue has shared kickoff duties with Cameron Gamble ... 21 of his 31 kickoff attempts on the season have resulted in touchbacks ... Secured a season's best five touchbacks versus Sam Houston State and New Mexico State ... Serves as backup placekicker and punter who can serve in both roles when called upon.

DOMINGUE'S CAREER HIGHS


Kickoffs: 7, Sam Houston State, 2014
 Kickoff Yards: 452, Sam Houston State, 2014
 Kickoff Avg.: 64.7, New Mexico State, 2014
 Touchbacks: 5, 2x (Last: New Mexico State, 2014; First: Sam Houston State, 2014)

DOMINGUE'S CAREER KICKOFF STATS

YEAR	G-GS	NO.	YDS.	AVG.	TB	OB
2014	7-0	31	1985	64.0	21	0
Totals	7-0	31	1985	64.0	21	0



15
Malachi Dupre
Wide Receiver
6-3 • 187 • Fr. • HS
New Orleans, La. (John Curtis HS)



TRUE FRESHMAN SEASON (2014)

Dupre is one of the 17 true freshmen to see action for the Tigers this season ... Missed the season-opener versus No. 14 Wisconsin but has broke into the starting lineup during the New Mexico State and Auburn games ... Tallied 11 receptions for 257 yards and four touchdowns in his first six outings ... Secured two receptions for 23 yards and a touchdown against Sam Houston State in his debut ... Hauled in an 8-yard TD pass from fellow freshman Brandon Harris in the 4th quarter ... Caught four passes for 120 yards and two scores against Mississippi State ... His TDs came from 31 yards and 30 yards out 28 seconds apart late in the 4th quarter ... First true freshman WR to go over 100 yards receiving during SEC opener since Jerel Myers had 13 receptions for 153 yards against Auburn in 1999 ... First LSU player to catch two-plus TDs or more touchdown passes in the SEC opener since Josh Reed hauled in two TDs at Auburn in 2000 ... Notched three catches for 54 yards and a touchdown versus New Mexico State in his first career start ... With Brandon Harris at Auburn, became first quarterback-wide receiver combination to start a game in program history ... Secured a season's long 52-yard reception at Auburn.

DUPRE'S CAREER RECEIVING HIGHS

Receptions: 4, Mississippi State, 2014
 Yards: 120, Mississippi State, 2014
 Long: 52, at Auburn, 2014
 Touchdowns: 2, Mississippi State, 2014

DUPRE IN THE SEC RANKINGS • OCT. 12


4 Receiving Touchdowns • T-7th

DUPRE'S CAREER RECEIVING STATS

YEAR	G-GS	REC.	YDS.	TD	LONG
2014	6-2	11	257	4	52
Totals	6-2	11	257	4	52



83
Travin Dural
Wide Receiver
6-2 • 192 • So. • 1L
Breaux Bridge, La. (Breaux Bridge HS)



• **2014 Biletnikoff Award Watch List**

REDSHIRT SOPHOMORE SEASON (2014)

Dural has amassed 626 receiving yards and a team-leading six touchdowns over his seven starts at wide receiver ... One of four players to make his first career start versus No. 14 Wisconsin ... Exploded for three catches, 151 yards and one touchdown ... Hauled in an 80-yard score with 4:47 remaining during the 1st quarter for LSU's first touchdown of the season ... At the time, the 80-yard touchdown matched the third-longest passing play in school history ... His three receptions resulted in 140 yards and a career-high three touchdowns against Sam Houston State ... Caught a 94-yard touchdown on LSU's first play from scrimmage during the Sam Houston State game ... The 94-yard scoring strike was the longest pass in program history which eclipsed an 82-yard touchdown pass from Steve Enslinger to Carlos Carson against Georgia on Oct. 14, 1978 ... Joined Carson as the only players in program history to have their first three receptions of a game go for touchdowns, Carson scored five touchdowns on five catches against Rice on Sept. 24, 1977 ... Came away with a career-best six receptions versus ULM and Mississippi State ... Added three receptions for 40 yards and a touchdown against New Mexico State ... For his career, Dural has had 26 of his 31 receptions result in either first downs or touchdowns.

DURAL'S CAREER RECEIVING HIGHS

Receptions: 6, 2x (Last: Mississippi State, 2014; First: ULM, 2014)
 Yards: 151, vs. Wisconsin, 2014
 Long: 94 (TD), Sam Houston State, 2014
 Touchdowns: 3, Sam Houston State, 2014

DURAL IN THE SEC RANKINGS • OCT. 12

26.1 Yards Per Catch • 1st
 626 Receiving Yards • 2nd
 6 Receiving Touchdowns • T-2nd
 89.4 Receiving Yards Per Game • 2nd
 24 Receptions • T-14th

DURAL'S CAREER RECEIVING STATS

YEAR	G-GS	REC.	YDS.	TD	LONG
2013	12-0	7	145	2	49 (TD)
2014	7-7	24	626	6	94 (TD)
Totals	19-7	31	771	8	94 (TD)




69
Hoko Fanaika
Offensive Guard
6-6 • 330 • Sr. • 1L
Sacramento, Calif. (College of San Mateo)



SENIOR SEASON (2014)

Fanaika has started three games at right guard in 2014 ... Was one of four players to make his first career start against No. 14 Wisconsin at the AdvoCare Texas Kickoff ... Played all 67 snaps and registered four knockdowns against the Badgers ... Amassed a season's best five knockdowns on 59 snaps versus ULM ... Tough and physical lineman who has great hands and power at the point of attack ... Punishing run blocker who has shown steady improvement in pass protection ... Saw action in 12 games as a reserve in 2013 ... Also starts on special teams for the Tigers.



50
Reid Ferguson
Long Snapper
6-2 • 236 • Jr. • 2L
Buford, Ga. (Buford HS)



• **2014 Phil Steele Preseason All-America Second Team**

JUNIOR SEASON (2014)

In his third season as LSU's starting long snapper ... Has handled all but one snap for the Tigers on punts and placekicks during the 2012, 2013 and 2014 seasons ... The lone exception was a punt against ULM during the 4th quarter.



7

Leonard Fournette
Running Back
6-1 • 230 • Fr. • HS
New Orleans, La. (Saint Augustine HS)



• 2014 Hornung Award Honor Roll (vs. ULM)

TRUE FRESHMAN SEASON (2014)

Fournette is one of 17 true freshmen to see action for the Tigers this season ... Leads the team with 50 rushing yards on 93 carries and tied for the team lead with six rushing touchdowns ... Serves as LSU's primary kickoff returner where he has averaged 23.0 yards per return ... Averages 136.9 all-purpose yards per game ... Piled up 117 yards on five returns against No. 14 Wisconsin ... Registered 13 carries, 92 yards and his first career rushing touchdown against Sam Houston State ... Scored from four yards out in the 2nd quarter after he dashed for a career-long 40-yard run on the previous play ... Added 32 receiving yards and 22 kickoff return yards en route to 146 all-purpose yards ... Earned Hornung Award Honor Roll Status after he came away with 112 all-purpose yards (52 rush, 20 receiving and a career-long 40-yard kick return) versus ULM ... Ripped off 122 yards on 18 carries and scored two touchdowns against New Mexico State ... Tacked on 33 receiving yards to claim 155 all-purpose yards ... Made his first career start at Florida where he racked up a career-high 140 yards on a career-best 27 carries and added a career-high tying two rushing touchdowns ... The 140 rushing yards were the most by a true freshman running back since Justin Vincent racked up 201 rushing yards on 18 carries versus Georgia at the 2003 SEC Championship Game ... Came away with 85 yards on kickoff returns en route to a season's best 225 all-purpose yards.

FOURNETTE'S CAREER RUSHING HIGHS

Attempts: 27, at Florida, 2014
Yards: 140, at Florida, 2014
Touchdowns: 2, 2x (Last: at Florida, 2014; First: New Mexico State, 2014)
Long: 40, Sam Houston State, 2014

FOURNETTE'S CAREER RECEIVING HIGHS

Receptions: 2, Sam Houston State, 2014
Yards: 33, New Mexico State, 2014
Long: 33, New Mexico State, 2014
Touchdowns: 0

FOURNETTE IN THE SEC RANKINGS • OCT. 12

136.9 All Purpose Yards Per Game • 3rd
368 Kick Return Yards • 4th
6 Rushing Touchdowns • T-5th
23.0 Yards Per Kick Return • 7th
5.4 Yards Per Rush • 8th
504 Rushing Yards • 9th
93 Rushing Attempts • 9th
72.0 Rushing Yards Per Game • 13th

FOURNETTE'S CAREER RUSHING STATS

YEAR	G-GS	ATT.	YDS.	TD	LONG
2014	7-1	93	504	6	40
Totals	7-1	93	504	6	40

FOURNETTE'S CAREER RECEIVING STATS

YEAR	G-GS	REC.	YDS.	TD	LONG
2014	7-1	5	86	0	33
Totals	7-1	5	86	0	33

FOURNETTE'S CAREER KICKOFF RETURN STATS

YEAR	G-GS	ATT.	YDS.	TD	LONG
2014	7-1	16	368	0	40
Totals	7-1	16	368	0	40



36

Cameron Gamble
Placekicker
5-11 • 190 • Fr. • HS
Flower Mound, Texas (Flower Mound HS)



TRUE FRESHMAN SEASON (2014)

Gamble is one of 17 true freshmen to see action this season ... Shared kickoff duties with Trent Domingue during four games ... Produced three touchbacks on five attempts versus No. 14 Wisconsin ... Added three touchdowns on four attempts against New Mexico State ... Was rated as one of the top kickers for class of 2014.

GAMBLE'S CAREER HIGHS

Kickoffs: 5, vs. Wisconsin, 2014
Kickoff Yards: 319, vs. Wisconsin, 2014
Kickoff Avg.: 64.8, New Mexico State, 2014
Touchbacks: 3, 2x (Last: New Mexico State, 2014; First: vs. Wisconsin, 2014)

GAMBLE'S CAREER KICKOFF STATS

YEAR	G-GS	NO.	YDS.	AVG.	TB	OB
2014	4-0	12	762	63.5	6	1
Totals	4-0	12	762	63.5	6	1



57

Davon Godchaux
Defensive Tackle
6-4 • 298 • Fr. • HS
Plaquemine, La. (Plaquemine HS)



TRUE FRESHMAN SEASON (2014)

Godchaux is one of 17 true freshmen to see action for the Tigers this season ... Broke into the starting lineup at defensive tackle next to Christian LaCouture during four of LSU's last five games starting with the ULM contest ... Collected 20 tackles highlighted by a season's best five stops at Florida ... Chipped in four tackles versus New Mexico State ... Also forced a fumble during the NMSU game ... Added a trio of three-tackle efforts against Sam Houston State, ULM and Mississippi State ... Secured his first half-tackle for loss during the ULM game.

GODCHAUX'S CAREER HIGHS

Total tackles: 5, at Florida, 2014
Tackles for loss: 0.5, ULM, 2014
Sacks: 0

GODCHAUX'S CAREER DEFENSIVE STATS

YEAR	G-GS	UT	AT	TT	TFL	SACKS	PBU	QBH	INT	FF	FR
2014	7-4	4	16	20	0.5-1	0	0	0	0	1	0
Totals	7-4	4	16	20	0.5-1	0	0	0	0	1	0



85

Dillon Gordon

Tight End

6-4 • 295 • Jr. • 2L

Edgard, La. (John Curtis HS)



JUNIOR SEASON (2014)

Gordon has been a starting tight end in 19 of the last 20 games dating back to the 2013 season opener against TCU ... Exceptional blocker with good pass-catching ability ... Has played in all 33 career games.

GORDON'S CAREER RECEIVING HIGHS

Receptions: 2, Furman, 2013

Yards: 36, Texas A&M, 2013

Long: 36, Texas A&M, 2013

Touchdowns: 0

GORDON'S CAREER RECEIVING STATS

YEAR	G-GS	REC.	YDS.	TD	LONG
2012	13-0	0	0	0	--
2013	13-12	6	88	0	36
2014	7-7	0	0	0	0
Totals	33-19	6	88	0	36



6

Brandon Harris

Quarterback

6-3 • 188 • Fr. • HS

Bossier City, La. (Parkway HS)



• 2014 SEC Freshman of the Week (vs. New Mexico State)

TRUE FRESHMAN SEASON (2014)

Harris is one of 17 true freshmen to see action for the Tigers this season ... Made his first career start at Auburn to become the seventh LSU quarterback to start a game as a true freshman ... With Malachi Dupre at Auburn, became first quarterback-wide receiver combination to start a game in program history ... Played one series in career debut versus No. 14 Wisconsin in the 2nd quarter ... Completed 4-of-5 passes for 62 yards and a touchdown against Sam Houston State ... Found fellow true freshman Malachi Dupre for an 8-yard TD pass in the 4th quarter ... Also rushed for a 46-yard touchdown midway thru the 3rd quarter ... Efficient 6-of-9 for 140 yards and two touchdowns in LSU's SEC opener against Mississippi State over the final 3:43 of the contest ... His two TDs from 31 and 30 yards to Dupre came 28 seconds apart ... First true freshman QB to throw two-plus TD passes in his first SEC outing since Jamie Howard tossed two TDs at Auburn in 1992 ... The last LSU QB to throw two-plus TDs in SEC opener was Jarrett Lee at Auburn in 2008 ... Led LSU to seven touchdown drives on seven possessions against New Mexico State ... Was 11-of-14 for 178 yards and three touchdowns ... First true freshmen QB in program history to throw for three TDs in a game.

HARRIS' CAREER PASSING HIGHS

Attempts: 14, 2x (Last: at Auburn, 2014; First: New Mexico State, 2014)

Completions: 11, New Mexico State, 2014

Yards: 178, New Mexico State, 2014

Touchdowns: 3, New Mexico State, 2014

Long: 52, at Auburn, 2014

HARRIS' CAREER RUSHING HIGHS

Attempts: 8, at Auburn, 2014

Yards: 53, Sam Houston State, 2014

Touchdowns: 2, New Mexico State, 2014

Long: 46, Sam Houston State, 2014

HARRIS IN THE SEC RANKINGS • OCT. 12

18.1 Yards Per Completion • 1st

183.6 Passing Efficiency • 2nd

8.8 Total Offense Yards Per Play • 5th

9 Total Offense Touchdowns • 12th

56.8 Completion Percentage • 12th

6 Passing Touchdowns • T-12th

6.0 Yards Per Rush • T-13th

452 Passing Yards • 14th

25 Pass Completions • 15th

HARRIS' CAREER PASSING TOTALS

YEAR	G-GS	COMP.-ATT.-INT.	YDS.	TD	LONG
2014	6-1	25-44-1	452	6	52
Totals	6-1	25-44-1	452	6	52

HARRIS' CAREER RUSHING STATS

YEAR	G-GS	ATT.	YDS.	TD	LONG
2014	6-1	24	164	3	46
Totals	6-1	24	164	3	46



65

Jerald Hawkins

Offensive Tackle

6-6 • 309 • So. • 1L

Baldwin, La. (West St. Mary HS)



REDSHIRT SOPHOMORE SEASON (2014)

Hawkins has started as LSU's right tackle during all seven games of the 2014 season ... Played 63 of 67 snaps with a trio of knockdowns against No. 14 Wisconsin ... Paved the way as Kenny Hilliard racked up 93 of his 110 rushing yards during the 4th quarter, and LSU erased a 17-point second-half deficit versus the Badgers ... Collected a season-high seven knockdowns against New Mexico State ... Has started all 20 of his career games (19 right tackle, 1 left tackle) ... His only start at left tackle came for La'el Collins against Furman on Oct. 26, 2013 ... Extremely agile lineman who possesses great strength and quickness.



27

Kenny Hilliard
Running Back

6-0 • 232 • Sr. • 3L
Patterson, La. (Patterson HS)



- 2011 All-SEC All-Freshman Team (Coaches)
- 2011 SEC Freshman of the Week (vs. Arkansas)

SENIOR SEASON (2014)

Hilliard has started in six of LSU's seven games at running back ... Worked his way to 324 rushing yards on 65 carries which is second on the team and registered a team-leading six rushing touchdowns ... Racked up 110 rushing yards on 18 carries and scored one TD versus No. 14 Wisconsin ... Amassed 93 of his 110 yards during the fourth quarter highlighted by a 28-yard TD which ended up being the game-winning score with 9:41 remaining in the game ... It was Hilliard's fourth career 100-yard rushing effort and first since the Idaho game on September 15, 2012 ... Chipped in 55 yards on 11 carries with a touchdown against Sam Houston State ... Totaled 50 yards on 12 carries and one touchdown versus ULM ... Notched a 1-yard rushing TD against Mississippi State, his fourth straight game with a score ... Also secured 1-yard scores at Auburn and at Florida ... LSU's most experienced running back with 1,434 career rushing yards and 27 touchdowns over his 44 appearances ... His 27 rushing TDs are tied with Garry James (1982-85) and Harvey Williams (1986-90) for 9th on LSU's all-time list ... Nephew of former LSU and New Orleans Saints great Dalton Hilliard.

HILLIARD'S CAREER RUSHING HIGHS

Attempts: 19, Arkansas, 2011
Yards: 141, North Texas, 2012
Touchdowns: 3, at Mississippi State, 2013
Long: 71, Idaho, 2012

HILLIARD'S CAREER RECEIVING HIGHS

Receptions: 2, vs. Wisconsin, 2014
Yards: 22, vs. Wisconsin, 2014
Long: 12, vs. Wisconsin, 2014
Touchdowns: 1, vs. Georgia, 2011

HILLIARD IN THE SEC RANKINGS • OCT. 12

6 Rushing Touchdowns • T-5th

HILLIARD'S CAREER RUSHING STATS

YEAR	G-GS	ATT.	YDS.	TD	LONG
2011	13-0	62	336	8	25
2012	12-1	82	464	6	71
2013	12-0	68	310	7	34
2014	7-5	65	324	6	28
Totals	44-6	277	1,434	27	71

HILLIARD'S CAREER RECEIVING STATS

YEAR	G-GS	REC.	YDS.	TD	LONG
2011	13-0	3	13	1	8
2012	12-1	3	21	0	10
2013	12-0	1	0	0	0
2014	7-5	3	25	0	12
Totals	44-6	10	59	1	12



94

Danielle Hunter
Defensive End

6-6 • 240 • Jr. • 2L
Katy, Texas (Morton Ranch HS)



- 2014 Preseason All-SEC Third Team (Coaches)
- 2013 SEC Defensive Lineman of the Week (vs. Florida)

JUNIOR SEASON (2014)

Hunter has started at defensive end in 17 consecutive games dating back to the Auburn game last season ... His 40 tackles are second on the team, while his 6.0 tackles for loss hold the team's top spot ... Came away with seven tackles which included four solo stops against No. 14 Wisconsin during the AdvoCare Texas Kickoff ... LSU's defense held the Badgers to 32 total yards on 19 plays over the final 27:24 of the contest as the Tigers erased a 17-point deficit ... Registered seven stops and tied a career-high with 1.5 tackles for loss versus Sam Houston State ... Tallied six tackles and his first sack of the season against Mississippi State ... Recovered MSU QB Dak Prescott's fumble and returned it 25-yards for a touchdown on the first play of the 2nd half ... The last time LSU returned a fumble for a touchdown was Tyrann Mathieu with a 23-yard score versus Kentucky on Oct. 1, 2011 ... Racked up a career-high 12 tackles at Auburn ... The last time a LSU defensive lineman notched 10-plus tackles in a game was Glenn Dorsey who recorded 11 stops against Ole Miss on Nov. 28, 2006 ...

HUNTER'S CAREER HIGHS

Total tackles: 12, at Auburn, 2014
Tackles for loss: 1.5, 2x (Last: Sam Houston State, 2014; First: vs. TCU, 2013)
Sacks: 1.0, 3x (Last: Mississippi State, 2014; First: Texas A&M, 2013)

HUNTER'S CAREER DEFENSIVE STATS

YEAR	G-GS	UT	AT	TT	TFL	SACKS	PBU	QBH	INT	FF	FR
2012	12-0	3	9	12	0	0	0	0	0	0	0
2013	13-10	19	38	57	8.0-32	3.0-20	2	5	0	1	0
2014	7-7	20	20	40	6.0-31	1.0-5	0	1	0	0	1
Totals	32-17	42	67	109	14.0-63	4.0-25	2	6	0	1	1



29

Rickey Jefferson
Safety

6-0 • 204 • So. • 1L
St. Rose, La. (Destrehan HS)



SOPHOMORE SEASON (2014)

Jefferson has been a key contributor to LSU's secondary in nickel and dime packages ... Picked up his first career interception against Sam Houston State ... Compiled a career-high five tackles versus ULM ... Tacked on two tackles and a PBU against New Mexico State ... Secured four tackles at Auburn ... Collected his second INT of 2014 at Florida late in the 4th quarter which set up LSU's game-winning field goal ... Also contributes on special teams.

JEFFERSON'S CAREER HIGHS

Total tackles: 5, ULM, 2014
Interceptions: 1, 2x (Last: at Florida, 2014; First: Sam Houston State, 2014)
PBUs: 1, 3x (Last: New Mexico State, 2014; First: Arkansas, 2013)

JEFFERSON'S CAREER DEFENSIVE STATS

YEAR	G-GS	UT	AT	TT	TFL	SACKS	PBU	QBH	INT	FF	FR
2013	7-1	3	3	6	0.5-1	0-0	2	0	0	0	0
2014	7-0	7	8	15	1.0-2	0-0	1	1	2-41	0	0
Totals	14-1	10	11	21	1.5-3	0-0	3	1	2-41	0	0



10
Anthony Jennings
 Quarterback
 6-2 • 216 • So. • 1L
 Marietta, Ga. (Marietta HS)



• 2013 SEC Freshman of the Week (vs. Arkansas)

SOPHOMORE SEASON (2014)

Jennings has posted a 6-1 record as LSU's starting quarterback ... Converted on 9-of-21 passing for 239 yards and two touchdowns against No. 14 Wisconsin during the AdvoCare Texas Kickoff ... The nine completions, 239 yards and two touchdowns were all career-highs at the time ... Found Travin Dural for an 80-yard score with 4:47 remaining during the 1st quarter for LSU's first touchdown of the season ... At the time, the 80-yard touchdown matched the third-longest passing play in school history ... Also added a 36-yard scoring strike to John Diarse in the 4th quarter as LSU completed a 17-point comeback against the Badgers which tied for the fourth-largest comeback in school history since 1960 ... Tossed a career-best three touchdown passes versus Sam Houston State ... Fired a 94-yard TD to Dural on LSU's first play from scrimmage during the Sam Houston State game ... The 94-yard scoring strike was the longest pass in program history which eclipsed an 82-yard touchdown pass from Steve Ensminger to Carlos Carson against Georgia on Oct. 14, 1978 ... Was 13-of-26 for 157 yards versus Mississippi State in LSU's SEC opener ... The 13 completions were a career high for Jennings ... Came off the bench to go 5-for-10 for 84 yards at Auburn ... Returned as LSU's starter and accounted for 73 of his 110 passing yards during the 4th quarter at Florida.

JENNINGS' CAREER PASSING HIGHS

Attempts: 26, Mississippi State, 2014
 Completions: 13, Mississippi State, 2014
 Yards: 239, vs. Wisconsin, 2014
 Touchdowns: 3, Sam Houston State, 2014
 Long: 94 (TD), Sam Houston State, 2014

JENNINGS' CAREER RUSHING HIGHS

Attempts: 11, Mississippi State, 2014
 Yards: 43, Sam Houston State, 2014
 Touchdowns: 1, 2x, (Last: vs. Iowa, 2014 Outback Bowl; First: vs. Florida, 2013)
 Long: 21 vs. Arkansas, 2013

JENNINGS IN THE SEC RANKINGS • OCT. 12


16.3 Yards Per Completion • 3rd
 928 Passing Yards • 10th
 1003 Total Offense Yards • 12th
 6 Passing Touchdowns • T-12th
 132.6 Passing Yards Per Game • 13th
 57 Pass Completions • 13th
 130.5 Passing Efficiency • 13th
 143.3 Total Offense Yards Per Game • 14th

JENNINGS' CAREER PASSING TOTALS

YEAR	G-GS	COMP.-ATT.-INT.	YDS.	TD	LONG
2013	9-1	13-29-1	181	1	49 (TD)
2014	7-6	57-114-3	928	6	94 (TD)
Totals	16-7	70-143-4	1,109	7	94 (TD)

JENNINGS' CAREER RUSHING STATS

YEAR	G-GS	ATT.	YDS.	TD	LONG
2013	9-1	19	18	1	21
2014	7-6	50	75	0	22
Totals	16-7	69	93	1	22



45
Deion Jones
 Linebacker
 6-1 • 220 • Jr. • 2L
 New Orleans, La. (Jesuit HS)



JUNIOR SEASON (2014)

Jones has played in all 33 career games and serves as a hard-hitting reserve linebacker who adds depth in the rotation ... Earned the starting nod at WILL linebacker for Kwon Alexander versus ULM ... Chipped in two tackles and a quarterback hurry versus No. 14 Wisconsin ... His QB hurry came on Wisconsin's final offense play on 3rd-and-12 which led to an incompletion during the 4th quarter ... Collected a career-high five tackles against Sam Houston State ... Registered three stops and his first full tackle for loss on the season at Florida ... Also a contributor on special teams coverage units.

JONES' CAREER HIGHS

Total tackles: 5, Sam Houston State, 2014
 Tackles for loss: 1.0, 5x (Last: at Florida, 2014; First: vs. North Texas, 2012)
 Sacks: 0

JONES' CAREER DEFENSIVE STATS

YEAR	G-GS	UT	AT	TT	TFL	SACKS	PBU	QBH	INT	FF	FR
2012	13-0	8	15	23	3.0-12	0	0	3	0	0	1-0
2013	13-0	6	9	15	1.0-6	0	0	1	0	0	0
2014	7-1	7	10	17	2.0-3	0	0	1	0	0	1-0
Totals	33-1	21	34	55	6.0-21	0	0	5	0	0	2-0



49
Melvin Jones
 Fullback
 6-2 • 258 • So. • 1L
 Lake Charles, La. (Washington-Marion HS)



SOPHOMORE SEASON (2014)

Jones has seen action at fullback in six of seven games ... Listed behind Connor Neighbors on the depth chart ... Earned his first career start at Florida where he responded with a career-high four receptions for 19 yards ... Caught two career touchdowns: a 3-yard pass from Brandon Harris versus New Mexico State in 2014 and a 7-yard pass from Zach Mettenberger against Furman in 2013 ... Shifted from linebacker to fullback during 2013 fall camp ... Plays on special teams units ... Tremendous athlete with great size and speed.

JONES' CAREER RECEIVING HIGHS

Receptions: 4, at Florida, 2014
 Yards: 19, at Florida, 2014
 Touchdowns: 1, 2x (Last: New Mexico State, 2014; First: Furman, 2013)
 Long: 7, Furman, 2013

JONES' CAREER RECEIVING STATS

YEAR	G-GS	REC.	YDS.	TD	LONG
2013	9-0	1	7	1	7
2014	6-0	5	22	1	5
Totals	15-0	6	29	2	7



38

Jamie Keehn
Punter

6-4 • 220 • Jr. • 2L
Miners Rest, Australia (The Rock Hampton GS)



- 2014 Preseason All-SEC Third Team (Coaches, Media)
- 2013 SEC Academic Honor Roll

JUNIOR SEASON (2014)

Keehn serves as LSU's starting punter for the second consecutive season ... Placed 16 of his 44 punts inside the 20-yard line on the season ... Boomed 14 additional punts over 50+ yards ... Had a career-high five punts downed inside the 20-yard line versus No. 14 Wisconsin ... Knocked a career-best 64-yard effort during the 2nd quarter against the Badgers ... Registered back-to-back career-high averages with 47.8 yards per punt versus ULM followed by 51.1 yards per punt against Mississippi State ... Registered a 62-yard punt during the MSU game in the 3rd quarter.

KEEHN'S CAREER HIGHS

Punts: 10 vs. Iowa, 2014 Outback Bowl
Punting Yards: 469 vs. Iowa, 2014 Outback Bowl
Punting Avg.: 51.1, Mississippi State, 2014
Long: 64, vs. Wisconsin, 2014
50+ Punts: 5, 3x, (Last: Mississippi State, 2014)
(First: vs. Clemson, 2012 Chick-fil-A Bowl)
i20-yard line: 5, vs. Wisconsin, 2014

KEEHN IN THE SEC RANKINGS • OCT. 12

14 Punts 50-Plus Yards • 1st
16 Punts Inside 20 • 2nd
45.6 Yards Per Punt • 3rd

KEEHN'S CAREER PUNTING TOTALS

YEAR	NO.	YDS.	AVG.	LG	I20	TB	50+
2012	12	524	43.7	58	3	1	6
2013	43	1,765	41.0	58	18	4	10
2014	44	2,007	45.6	64	16	1	14
Totals	99	4,296	43.39	64	37	6	30



91

Christian LaCouture
Defensive Tackle

6-5 • 300 • So. • 1L
Lincoln, Neb. (Lincoln Southwest HS)



SOPHOMORE SEASON (2014)

LaCouture has started all seven games at defensive tackle ... His 2.5 tackles for loss are tied for fourth on the team ... One of four players and the only defensive player to make his first career start against No. 14 Wisconsin ... Contributed three tackles versus the Badgers ... Secured four stops and his first full tackle for loss during the Mississippi State game ... Collected a career-high six tackles and his first full sack of the season at Auburn ... A talented prospect with outstanding size and strength at the point of attack.

LaCOUTURE'S CAREER HIGHS

Total tackles: 6, at Auburn, 2014
Tackles for loss: 1.5, at Auburn, 2014
Sacks: 1.0, 2x (Last: at Auburn, 2014; First: at Mississippi State, 2013)

LaCOUTURE'S CAREER DEFENSIVE STATS

YEAR	G-GS	UT	AT	TT	TFL	SACKS	PBU	QBH	INT	FF	FR
2013	13-0	3	8	11	1.5-2	1.0-2	0	0	0	0	0
2014	7-7	5	17	22	2.5-6	1.5-6	2	1	0	0	0
Totals	20-7	8	25	33	4.0-8	2.5-8	2	1	0	0	0



23

Lamar Louis
Linebacker

5-11 • 229 • Jr. • 2L
Breaux Bridge, La. (Breaux Bridge HS)



JUNIOR SEASON (2014)

Louis has served as LSU's starting SAM linebacker in six of seven games on the season ... Tallied two tackles against No. 14 Wisconsin at the AdvoCare Texas Kickoff ... It was Louis' first start since the Arkansas game on Nov. 23, 2012 ... Did not play versus ULM ... Secured three stops and a tackle for loss against New Mexico State ... Amassed a career-high nine tackles and a pair of quarterback hurries at Auburn ... Moved from MIKE to SAM linebacker position during the offseason.

LOUIS' CAREER HIGHS

Total tackles: 9, at Auburn, 2014
Tackles for loss: 1.0, New Mexico State, 2014
Sacks: 0

LOUIS' CAREER DEFENSIVE STATS

YEAR	G-GS	UT	AT	TT	TFL	SACKS	PBU	QBH	INT	FF	FR
2012	11-5	5	8	13	0	0	0	2	0	0	0
2013	13-0	11	14	25	0	0	0	0	0	0	2-0
2014	6-6	7	9	16	1.0-1	0	0	2	0	0	0
Totals	30-11	23	31	54	1.0-1	0	0	4	0	0	2-0



18
Terrence Magee
 Running Back
 5-9 • 217 • Sr. • 2L
 Franklinton, La. (Franklinton HS)



- 2014 Preseason All-SEC Second Team (Coaches, Media)
- 2014 Doak Walker Award Watch List
- 2013 SEC Offensive Player of the Week (vs. Texas A&M)

SENIOR SEASON (2014)

Magee has come away with 217 yards on 48 carries during LSU's first seven games ... Registered 62 yards on eight carries and his first touchdown of the season versus New Mexico State ... Made his first career start at Auburn where he added 23 yards on eight carries ... Chipped in 50 yards on six carries for a season's best 8.3 yards per carry at Florida ... A gifted athlete who is coming off his most productive season at LSU where he finished second on the team with 626 rushing yards and eight rushing touchdowns ... Has all the tools necessary to be LSU's next 1,000-yard rusher ... Great vision and awareness; quick feet and elusive; runs hard and is a tough and durable back ... Also has tremendous hands and provides LSU with a threat in the passing game out of the backfield.

MAGEE'S RUSHING CAREER HIGHS

Attempts: 13, 2x (Last: Texas A&M, 2013; First: vs. TCU, 2013)
 Yards: 149, Texas A&M, 2013
 Touchdowns: 2, 3x (Last: Arkansas, 2013; First: vs. TCU, 2013)
 Long: 65, Texas A&M, 2013

MAGEE'S RECEIVING CAREER HIGHS

Receptions: 4, Mississippi State, 2014
 Yards: 29, Mississippi State, 2014
 Long: 17, Florida, 2013

MAGEE'S CAREER RUSHING STATS

YEAR	G-GS	ATT.	YDS.	TD	LONG
2011	5-0	27	133	1	35
2012	9-0	1	0	0	0
2013	13-0	86	626	8	65
2014	7-1	48	217	1	23
Totals	34-1	162	976	10	65

MAGEE'S CAREER RECEIVING STATS

YEAR	G-GS	REC.	YDS.	TD	LONG
2011	5-0	0	0	0	0
2012	9-0	1	7	0	7
2013	13-0	6	49	0	17
2014	7-1	5	33	0	13
Totals	34-1	12	89	0	17



26
Ronald Martin
 Safety
 6-2 • 220 • Sr. • 3L
 White Castle, La. (White Castle HS)



SENIOR SEASON (2014)

Martin has started at strong safety in all seven games and picked up 37 tackles which are third on the team ... His start versus No. 14 Wisconsin was his first since the Furman game on Oct. 26, 2013 ... Collected five tackles and an interception during LSU's 28-24 comeback win over the Badgers ... Recorded his fourth career INT on 3rd-and-10 play with Wisconsin driving in LSU territory at the 6:45 mark of the 4th quarter ... Racked up a career-high 13 tackles, a forced fumble and a quarterback hurry versus Mississippi State ... Notched six tackles and equaled a career-high with a pair of PBUs against New Mexico State.

MARTIN'S CAREER HIGHS

Total tackles: 13, Mississippi State, 2014
 Tackles for loss: 0.5, twice (Last: vs. Idaho, 2012; First: vs. North Texas, 2012)
 Interceptions: 2, vs. Idaho, 2012
 PBUs: 2, 2x (Last: New Mexico State, 2014; First: at Mississippi State, 2013)

MARTIN'S CAREER DEFENSIVE STATS

YEAR	G-GS	UT	AT	TT	TFL	SACKS	PBU	QBH	INT	FF	FR
2011	3-0	2	1	3	0	0	2	0	0	0	0
2012	13-1	18	17	35	1.0-1	0	0	0	2-45	1	0
2013	8-7	20	18	38	0	0	4	0	1-0	1	1-0
2014	7-7	15	22	31	0	0	5	0	1-8	1	0
Totals	31-15	55	58	113	1.0-1	0	11	0	4-53	3	1-0



28
Jalen Mills
 Safety
 6-0 • 194 • Jr. • 2L
 DeSoto, Texas (DeSoto HS)



- 2014 Lott IMPACT Trophy Watch List
- 2013 Preseason All-SEC Third Team (Media)
- 2012 Freshman All-America First Team (Sporting News, CBSsports.com, FoxSportsNext.com)
- 2012 SEC Freshman of the Week (vs. Washington)

JUNIOR SEASON (2014)

Mills has started at free safety in all seven games ... Started in 33 consecutive games to begin his career ... Extremely active with four tackles, one stop for loss, one interception and one quarterback hurry against No. 14 Wisconsin ... His sixth career INT came with 11:04 to go in the 4th quarter and led to LSU's go-ahead touchdown drive ... His QB hurry resulted in fellow safety Ronald Martin's INT on Wisconsin's next possession ... Collected seven tackles versus Mississippi State and at Auburn ... Secured four tackles and recovered a fumble against New Mexico State ... Moved to free safety leading into the 2014 Outback Bowl versus Iowa.

MILLS' CAREER HIGHS

Total tackles: 9, 3x (Last: Arkansas, 2013; First: at Arkansas, 2012)
 Interceptions: 1, 6x (Last: vs. Wisconsin, 2014; First: Washington, 2012)
 PBUs: 2, at Arkansas, 2012

MILLS' CAREER DEFENSIVE STATS

YEAR	G-GS	UT	AT	TT	TFL	SACKS	PBU	QBH	INT	FF	FR
2012	13-13	38	19	57	0	0	5	0	2-18	0	0
2013	13-13	45	22	67	4.0-23	3.0-21	3	0	3-(-6)	0	0
2014	7-7	14	14	28	1.5-1	0	3	1	1-0	0	1-36
Totals	33-33	97	55	152	5.5-24	3.0-21	11	1	6-12	0	1-36



92

Lewis Neal
Defensive End

6-1 • 255 • So. • 1L

Wilson, N.C. (James B. Hunt HS)



SOPHOMORE SEASON (2014)

Neal has seen action as a reserve defensive tackle in all seven games for the Tigers ... Listed behind Christian LaCouture on the depth chart ... Recorded his first career tackle for loss against Sam Houston State ... Chipped in two tackles versus Mississippi State ... Very quick and explosive player off the line.

NEAL'S CAREER HIGHS

Total tackles: 4, UAB, 2013

Tackles for loss: 1.0, Sam Houston State, 2014

Sacks: 0.5, UAB, 2013

NEAL'S CAREER DEFENSIVE STATS

YEAR	G-GS	UT	AT	TT	TFL	SACKS	PBU	QBH	INT	FF	FR
2013	10-0	0	7	7	0.5-2	0.5-2	0	1	0	0	0
2014	7-0	1	2	3	1.5-4	0	0	0	0	0	0
Totals	17-0	1	9	10	2.0-6	0.5-2	0	1	0	0	0



43

Connor Neighbors
Fullback

5-11 • 229 • Sr. • 2L

Huntsville, Ala. (Huntsville HS)



SENIOR SEASON (2014)

Neighbors has started at fullback in six of seven games this season ... Did not play at Florida ... Has started in 13 of LSU's last 15 games dating back to the Mississippi State game on Oct. 5, 2013 ... Fifth-year senior who has logged action in 37 career games.

RUSHING CAREER HIGHS

Attempts: 1, 2x, (Last: at Mississippi State, 2013)

Yards: 1, vs. TCU, 2013

Touchdowns: 0

Long: 1, vs. TCU, 2013

RECEIVING CAREER HIGHS

Receptions: 2, vs. Iowa, 2014 Outback Bowl

Yards: 52, Kent State, 2013

Long: 52, Kent State, 2013

NEIGHBORS' CAREER RUSHING STATS

YEAR	G-GS	ATT.	YDS.	TD	LONG
2010	1-0	0	0	0	0
2011	4-0	0	0	0	0
2012	13-0	1	5	0	5
2013	13-7	2	1	0	1
2014	6-6	0	0	0	0
Totals	37-13	3	6	0	5

NEIGHBORS' CAREER RECEIVING STATS

YEAR	G-GS	REC.	YDS.	TD	LONG
2010	1-0	0	0	0	0
2011	4-0	0	0	0	0
2012	13-0	0	0	0	0
2013	13-7	7	92	0	52
2014	6-6	0	0	0	0
Totals	37-13	7	92	0	52



77

Ethan Pocić
Center/Guard

6-7 • 301 • So. • 1L

Lemont, Ill. (Lemont HS)



SOPHOMORE SEASON (2014)

Pocić started at center during LSU's first two games before moving to start at right guard during LSU's last four games ... Did not play versus ULM ... Played on all 67 snaps versus No. 14 Wisconsin and garnered a team-leading six knockdowns ... Racked up a season-high 11 knockdowns on 47 snaps against New Mexico State ... Added nine knockdowns on 73 snaps at Florida ... A strong and physical offensive lineman with exceptional quickness who has the ability to play anywhere on the offensive line.



55

Elliott Porter
Center

6-4 • 297 • Sr. • 2L

Waggaman, La. (Shaw HS)



• 2014 Rimington Trophy Watch List

SENIOR SEASON (2014)

After missing the first two games of the season, Porter has been LSU's starting center during the last five games ... Played all 66 snaps and posted four knockdowns versus ULM ... Collected seven knockdowns on 45 snaps against New Mexico State ... Tallied 17 of his 23 knockdowns over his last three outings ... Logged action in 27 career games with 17 starts at center to his credit ... Started 14 of 15 games last season; only missed the Furman game on Oct. 26, 2013.



8

Trey Quinn
Wide Receiver

6-0 • 194 • Fr. • HS

Lake Charles, La. (Barbe HS)



TRUE FRESHMAN SEASON (2014)

Quinn is one of 17 true freshmen to see action for the Tigers this season ... Started at the X receiver position in five of seven games ... Secured his first career reception versus No. 14 Wisconsin in the 2nd quarter ... Hauled in a two-point conversion play in the 4th quarter to pull LSU within 24-21 versus the Badgers ... Notched at least two receptions in five of his first seven games ... Registered a season's best three catches for 46 yards against New Mexico State ... Also added three catches for 31 yards at Florida.

QUINN'S CAREER RECEIVING HIGHS

Receptions: 3, 2x (Last: at Florida, 2014; First: New Mexico State, 2014)

Yards: 46, New Mexico State, 2014

Long: 27, New Mexico State, 2014

QUINN'S CAREER RECEIVING STATS

YEAR	G-GS	REC.	YDS.	TD	LONG
2014	7-5	14	148	0	27
Totals	7-5	14	148	0	27

QUINN'S CAREER RUSHING STATS

YEAR	G-GS	REC.	YDS.	TD	LONG
2014	7-5	2	11	0	9
Totals	7-5	2	11	0	9



59

Jermauria Rasco
Defensive End
 6-3 • 247 • Sr. • 3L
 Shreveport, La. (Evangel Christian Academy)



• 2014 Preseason All-SEC Third Team (Coaches, Media)

SENIOR SEASON (2014)

Rasco has started at left defensive end in all seven games ... His 28 tackles are tied for sixth, while his 3.0 tackles for loss are third on the squad ... Picked up five tackles during LSU's 28-24 comeback victory over No. 14 Wisconsin at the AdvoCare Texas Kickoff ... LSU's defense held the Badgers to 32 total yards on 19 plays over the final 27:24 of the contest as the Tigers erased a 17-point deficit ... Added three tackles, a sack and a pair of quarterback hurries against ULM ... Totaled six stops versus Mississippi State ... Notched five tackles and a fumble recovery at Florida ... The fumble recovery led to LSU's opening touchdown ... Has started 20 straight games dating back to 2013 season opener against No. 20 TCU.

RASCO'S CAREER HIGHS

Total tackles: 7, Arkansas, 2013
 Tackles for loss: 1.0, 9x (Last: ULM, 2014; First: Auburn, 2011)
 Sacks: 1.0, 7x (Last: ULM, 2014; First: Auburn, 2011)

RASCO'S CAREER DEFENSIVE STATS

YEAR	G-GS	UT	AT	TT	TFL	SACKS	PBU	QBH	INT	FF	FR
2011	9-0	10	7	17	3.5-21	2.0-17	0	0	0	0	0
2012	13-0	2	8	10	2.0-3	0	0	1	0	1	0
2013	13-13	22	34	56	8.5-30	4.0-25	5	8	0	1	1-0
2014	7-7	11	17	28	3.0-12	2.0-10	0	5	0	0	1-4
Totals	42-20	45	66	111	16.5-65	8.0-52	5	14	0	2	2-4



40

Duke Riley
Linebacker
 6-1 • 218 • So. • 1L
 Buras, La. (John Curtis HS)



SOPHOMORE SEASON (2014)

Riley is a speedy reserve linebacker that has the ability to put pressure on the quarterback and cover receivers down field ... Earned his first career start versus ULM at the SAM linebacker spot ... Racked up a career-high eight tackles in place of Lamar Louis ... Posted two tackles versus No. 14 Wisconsin at the AdvoCare Texas Kickoff ... Has seen action in all 18 career games ... Also a valuable member on LSU's special teams units ... Second on the team with six tackles on special teams.

RILEY'S CAREER HIGHS

Total tackles: 8, ULM, 2014
 Tackles for loss: 0.5, Auburn, 2013
 Sacks: 0

RILEY'S CAREER DEFENSIVE STATS

YEAR	G-GS	UT	AT	TT	TFL	SACKS	PBU	QBH	INT	FF	FR
2013	13-0	1	6	7	0.5-8	0	0	0	0	0	0
2014	7-1	5	11	16	0	0	0	0	0	0	0
Totals	20-1	6	17	23	0.5-8	0	0	0	0	0	0



21

Rashard Robinson
Defensive Back
 6-3 • 177 • So. • 1L
 Pompano Beach, Fla. (Ely HS)



• 2014 Preseason All-SEC Third Team (Coaches, Media)
 • 2013 SEC Co-Freshman of the Week (vs. Texas A&M)

SOPHOMORE SEASON (2014)

Robinson has moved into the starting lineup during LSU's last four games opposite of Tre'Davious White at cornerback ... Did not play during LSU's 28-24 comeback win over No. 14 Wisconsin ... Secured three tackles during LSU's first three SEC games against Mississippi State, Auburn and Florida ... The three tackles have equaled a career-high ... Started two of LSU's final three games at cornerback during the 2013 season ... Lengthy cornerback with great speed and an aggressive mindset on the field.

ROBINSON'S CAREER HIGHS

Total tackles: 3, 4x (Last: at Florida, 2014; First: at Mississippi State, 2014)
 PBUs: 1, 4x (Last: at Auburn, 2014; First: at Mississippi State, 2013)
 Interceptions: 1, Texas A&M, 2013

ROBINSON'S CAREER DEFENSIVE STATS

YEAR	G-GS	UT	AT	TT	TFL	SACKS	PBU	QBH	INT	FF	FR
2013	12-2	12	4	16	0.5-0	0	3	0	1-0	0	0
2014	6-4	7	7	14	0	0	1	0	0	0	0
Totals	18-6	19	11	30	0.5-0	0	4	0	1-0	0	0



58

Sione Teuhema
Defensive End
 6-4 • 232 • Fr. • HS
 Keller, Texas (Keller HS)



TRUE FRESHMAN SEASON (2014)

Teuhema is one of 17 true freshmen to see action for the Tigers this season ... Was extremely active during his career debut versus Sam Houston State where he garnered four tackles and two sacks during the 4th quarter ... His two sacks resulted in a loss of 19 yards.

TEUEHMA'S CAREER HIGHS

Total tackles: 4, Sam Houston State, 2014
 Tackles for loss: 2.0, Sam Houston State, 2014
 Sacks: 2.0, Sam Houston State, 2014)

TEUEHMA'S CAREER DEFENSIVE STATS

YEAR	G-GS	UT	AT	TT	TFL	SACKS	PBU	QBH	INT	FF	FR
2014	3-0	3	2	5	2.0-19	2.0-19	0	0	0	0	0
Totals	3-0	3	2	5	2.0-19	2.0-19	0	0	0	0	0



13

Dwayne Thomas
Cornerback
 6-0 • 182 • So. • 1L
 New Orleans, La. (O.P. Walker HS)



REDSHIRT SOPHOMORE SEASON (2014)

Thomas has been a key playmaker in LSU's nickel and dime packages ... Secured 24 tackles which were fourth and his 2.5 tackles for loss were tied for second on the squad through five games ... Did not play at Auburn and at Florida ... Picked up five tackles which included a half stop for loss and one PBU versus No. 14 Wisconsin ... Racked up a career-high seven stops, notched his first career interception and registered a QB hurry against Sam Houston State ... Added six tackles, a sack and a fumble recovery versus Mississippi State ... Also a valuable contributor on special teams.

D. THOMAS' CAREER HIGHS

Total tackles: 7, Sam Houston State, 2014
 PBUs: 3, Auburn, 2013
 Sacks: 2.0, Furman, 2013
 Interceptions: 1, Sam Houston State, 2014

D. THOMAS' CAREER DEFENSIVE STATS

YEAR	G-GS	UT	AT	TT	TFL	SACKS	PBU	QBH	INT	FF	FR
2012	3-0	0	0	0	0	0	0	0	0	0	0
2013	11-0	6	4	10	4.0-24	3.0-23	5	1	0	2	0
2014	5-0	8	16	24	2.5-11	1.5-10	1	2	1-0	0	1-0
Totals	19-0	14	20	34	6.5-35	4.5-33	6	3	1-0	2	1-0



95

Quentin Thomas
Defensive Tackle
 6-4 • 303 • Jr. • 1L
 Breau Bridge, La. (Breau Bridge HS)



JUNIOR SEASON (2014)

Thomas has started at right defensive tackle on three occasions in 2014 ... Recorded a tackle during four of his five appearances on LSU's front four ... Notched two tackles versus Mississippi State ... Did not play against New Mexico State and at Auburn ... Backed up Ego Ferguson for a majority of the 2013 season.

Q. THOMAS' CAREER HIGHS

Total tackles: 4, UAB, 2013
 Tackles for loss: 0.5, Furman, 2013
 Sacks: 0

Q. THOMAS' CAREER DEFENSIVE STATS

YEAR	G-GS	UT	AT	TT	TFL	SACKS	PBU	QBH	INT	FF	FR
2012	3-0	0	1	1	0	0	0	0	0	0	0
2013	11-1	3	6	9	0.5-3	0	2	0	0	0	1-0
2014	5-3	1	4	5	0	0	0	0	0	0	0
Totals	18-4	4	11	15	0.5-3	0	2	0	0	0	1-0



31

D.J. Welter
Linebacker
 6-1 • 235 • Sr. • 1L
 Crowley, La. (Notre Dame HS)



SENIOR SEASON (2014)

Welter has served as LSU's starting MIKE linebacker in 19 of 20 games over the last two seasons; the lone exception at Florida in 2014 ... Notched five tackles and one PBU versus No. 14 Wisconsin at the AdvoCare Texas Kickoff ... His PBU came on Wisconsin's final offense play on 3rd and 12 during the 4th quarter ... LSU's defense held the Badgers to 32 total yards on 19 plays over the final 27:24 of the contest as the Tigers erased a 17-point deficit ... Tallied four tackles highlighted by a sack and a forced fumble against Sam Houston State ... Came away with six tackles during LSU's SEC opener versus Mississippi State ... Collected a season's best eight tackles and recovered a fumble against New Mexico State ... Solid linebacker who has good instincts.

WELTER'S CAREER HIGHS

Total tackles: 11, Auburn, 2013
 Tackles for loss: 1.0, 3x (Last: Sam Houston State, 2014; First: Kent State, 2013)
 Sacks: 1.0, 3x, (Last: Sam Houston State, 2014; First: Kent State, 2013)

WELTER'S CAREER DEFENSIVE STATS

YEAR	G-GS	UT	AT	TT	TFL	SACKS	PBU	QBH	INT	FF	FR
2011	7-0	1	4	5	0	0	0	0	0	0	0
2012	1-0	0	2	2	0	0	0	0	0	0	0
2013	13-13	25	55	80	4.0-11	2.0-8	1	3	0	0	0
2014	7-6	5	22	27	1.0-11	1.0-11	1	1	0	1	1-0
Totals	28-19	31	83	114	5.0-22	3.0-19	2	4	0	1	1-0



34

Darrel Williams
Running Back
 6-0 • 230 • Fr. • HS
 Marrero, La. (John Ehret HS)



TRUE FRESHMAN SEASON (2014)

Williams is one of 17 true freshmen to see action for the Tigers ... Secured 188 rushing yards on 39 carries and scored three touchdowns ... Made an instant impact and rushed for 65 yards on 14 carries in his career debut versus Sam Houston State ... Added a 1-yard touchdown during the 3rd quarter ... The 65 rushing yards were the sixth-most by a LSU true freshman in his debut ... Garnered 37 yards on seven carries and scored two more touchdowns highlighted by a 22-yard scamper against ULM in the 2nd quarter ... Picked up 59 yards on 10 carries versus New Mexico State.

WILLIAMS' CAREER RUSHING HIGHS

Attempts: 14, Sam Houston State, 2014
 Yards: 65, Sam Houston State, 2014
 Touchdowns: 2, ULM, 2014
 Long: 22, ULM, 2014

WILLIAMS' CAREER RUSHING STATS

YEAR	G-GS	ATT.	YDS.	TD	LONG
2014	6-0	39	188	3	22
Totals	6-0	39	188	3	22

WILLIAMS CAREER RECEIVING STATS

YEAR	G-GS	REC.	YDS.	TD	LONG
2014	6-0	5	55	0	25
Totals	6-0	5	55	0	25

• 2014 Preseason All-SEC Second Team (Coaches)



16

Tre'Davious White
Defensive Back

5-11 • 191 • So. • 1L
Shreveport, La. (Green Oaks HS)



- 2014 Thorpe Award Watch List
- 2014 Sports Illustrated Preseason All-America Second Team
- 2014 Athlon Sports Preseason All-America Third Team
- 2013 All-SEC Freshman Team (Coaches)

SOPHOMORE SEASON (2014)

White has started at right cornerback during LSU's first seven games ... Totaled three tackles along with a PBU versus No. 14 Wisconsin during the AdvoCare Texas Kickoff ... Collected four tackles which included one stop for loss versus ULM ... Has started 18 straight games at cornerback dating back to the Kent State game on Sept. 14, 2013 ... Recorded his first interception of the season during the 1st quarter versus New Mexico State ... Added his second INT of 2014 at Florida ... Also serves as LSU's primary punt returner and broke a season's best 30-yard return against Sam Houston State.

WHITE'S CAREER HIGHS

Total tackles: 8, Arkansas, 2013
PBUs: 2, 2x (Last: at Ole Miss, 2013; First: at Mississippi State, 2013)
INT: 1, 4x (Last: at Florida, 2014; First: at Mississippi State, 2013)

WHITE'S CAREER DEFENSIVE STATS

YEAR	G-GS	UT	AT	TT	TFL	SACKS	PBU	QBH	INT	FF	FR
2013	13-11	39	16	55	2.5-3	0	7	0	2-40	1	0
2014	7-7	10	5	15	2.0-2	0	3	1	2-0	0	0
Totals	20-18	49	21	70	4.5-5	0	10	1	4-40	1	0

WHITE'S CAREER PUNT RETURN STATS

YEAR	G-GS	ATT.	YDS.	TD	LONG
2014	7-0	13	114	0	30
Totals	7-0	13	114	0	30

THE LAST TIME LSU ... (ALL GAMES)

Scoring

Scored 30 or more points	30 at Florida (10/11/14)
Scored 40 or more points	63 vs. New Mexico State (9/27/14)
Scored 50 or more points	63 vs. New Mexico State (9/27/14)
Scored 60 or more points	63 vs. New Mexico State (9/27/14)
Scored 70 or more points	70 vs. Arkansas State (10/12/90)

Total Offense

Had more than 400 total yards	563 vs. New Mexico State (9/27/14)
Had more than 450 total yards	563 vs. New Mexico State (9/27/14)
Had more than 500 total yards	563 vs. New Mexico State (9/27/14)
Had more than 550 total yards	563 vs. New Mexico State (9/27/14)
Had more than 600 total yards	672 vs. Furman (10/26/13)
Had more than 650 total yards	672 vs. Furman (10/26/13)
Had more than 700 total yards	746 vs. Rice (09/24/77)

Rushing Offense

Rushed for 150 or more yards	195 at Florida (10/11/14)
Rushed for 200 or more yards	363 vs. New Mexico State (9/27/14)
Rushed for 250 or more yards	363 vs. New Mexico State (9/27/14)
Rushed for 300 or more yards	363 vs. New Mexico State (9/27/14)
Rushed for 350 or more yards	363 vs. New Mexico State (9/27/14)
Rushed for 400 or more yards	400 vs. Kentucky (11/01/97)
Rushed for 425 or more yards	433 vs. Houston (09/07/96)
Rushed for 500 or more yards	503 vs. Oregon (10/22/77)

Passing Offense

Passed for 250 or more yards	341 vs. Mississippi State (9/20/14)
Passed for 300 or more yards	341 vs. Mississippi State (9/20/14)
Passed for 350 or more yards	372 at Georgia (09/28/13)
Passed for 400 or more yards	444 vs. Illinois (01/01/02 - Sugar Bowl)
Passed for 450 or more yards	528 at Alabama (11/03/01)
Passed for 500 or more yards	528 at Alabama (11/03/01)

Scoring Defense

Allowed 0 points	0 vs. ULM (9/13/14)
Allowed 3 or fewer points	0 vs. ULM (9/13/14)
Allowed 7 or fewer points	7 vs. New Mexico State (9/27/14)
Allowed 10 or fewer points	7 vs. New Mexico State (9/27/14)
Allowed 14 or fewer points	7 vs. New Mexico State (9/27/14)

Total Defense

Allowed fewer than 75 total yards	70 vs. Louisiana-Lafayette (10/05/02)
Allowed fewer than 100 total yards	93 vs. ULM (9/13/14)
Allowed fewer than 125 total yards	93 vs. ULM (9/13/14)
Allowed fewer than 150 total yards	93 vs. ULM (9/13/14)
Allowed fewer than 175 total yards	93 vs. ULM (9/13/14)
Allowed fewer than 200 total yards	93 vs. ULM (9/13/14)
Allowed fewer than 225 total yards	93 vs. ULM (9/13/14)
Allowed fewer than 250 total yards	93 vs. ULM (9/13/14)
Allowed fewer than 275 total yards	274 vs. New Mexico State (9/27/14)
Allowed fewer than 300 total yards	274 vs. New Mexico State (9/27/14)

Rushing Defense

Allowed 0 or fewer yards	-4 vs. Northwestern State (09/10/11)
Allowed 10 or fewer yards	-4 vs. Northwestern State (09/10/11)
Allowed 20 or fewer yards	16 vs. ULM (9/13/14)
Allowed 30 or fewer yards	16 vs. ULM (9/13/14)
Allowed 40 or fewer yards	16 vs. ULM (9/13/14)
Allowed 50 or fewer yards	16 vs. ULM (9/13/14)
Allowed 60 or fewer yards	16 vs. ULM (9/13/14)
Allowed 70 or fewer yards	16 vs. ULM (9/13/14)
Allowed 80 or fewer yards	16 vs. ULM (9/13/14)
Allowed 90 or fewer yards	16 vs. ULM (9/13/14)
Allowed 100 or fewer yards	16 vs. ULM (9/13/14)

THE LAST TIME LSU ... (ALL GAMES)

Passing Defense

Allowed 0 passing yards	0 vs. Alabama (11/06/71)
Allowed 50 or fewer yards	50 vs. Wisconsin (8/30/14)
Allowed 100 or fewer yards	77 vs. ULM (9/13/14)
Allowed 150 or fewer yards	102 vs. New Mexico State (9/27/14)
Allowed 175 or fewer yards.....	102 vs. New Mexico State (9/27/14)
Allowed 200 or fewer yards	183 at Florida (10/11/14)

Individual Rushing

Had a player rush for 100 or more yards	140 by Leonard Fournette at Florida (10/11/14)
Had a player rush for 150 or more yards	216 by Jeremy Hill vs. Iowa (1/1/14 - Outback Bowl)
Had a player rush for 200 or more yards.....	216 by Jeremy Hill vs. Iowa (1/1/14 - Outback Bowl)
Had a player rush for 225 or more yards	250 by Alley Broussard vs. Ole Miss (11/20/04)
Had a player rush for 2 or more TDs	2 by Leonard Fournette at Florida (10/11/14)
Had a player rush for 3 or more TDs	3 by Kenny Hilliard at Mississippi State (10/05/13)
Had a player rush for 4 or more TDs	4 by Domanick Davis vs. Illinois (01/01/02 - Sugar Bowl)
Had a player rush for 5 or more TDs	5 by Kevin Faulk at Kentucky (11/01/97)

Individual Passing

Had a player pass for 200 or more yards.....	239 by Anthony Jennings vs. Wisconsin (8/30/14)
Had a player pass for 250 or more yards	328 by Zach Mettenberger vs. Furman (10/26/13)
Had a player pass for 300 or more yards.....	328 by Zach Mettenberger vs. Furman (10/26/13)
Had a player pass for 350 or more yards	372 by Zach Mettenberger at Georgia (09/28/13)
Had a player pass for 400 or more yards	444 by Rohan Davey vs. Illinois (01/01/02 - Sugar Bowl)
Had a player pass for 450 or more yards.....	528 by Rohan Davey at Alabama (11/03/01)
Had a player pass for 500 or more yards	528 by Rohan Davey at Alabama (11/03/01)
Had a player pass for 2 or more TDs	3 by Brandon Harris vs. New Mexico State (9/27/14)
Had a player pass for 3 or more TDs	3 by Brandon Harris vs. New Mexico State (9/27/14)
Had a player pass for 4 or more TDs.....	5 by Zach Mettenberger vs. UAB (09/07/13) - school record
Had a player complete 20 passes.....	25 by Zach Mettenberger at Mississippi State (10/05/13)
Had a player complete 25 passes	25 by Zach Mettenberger at Mississippi State (10/05/13)
Had a player complete 30 passes.....	31 by Rohan Davey vs. Illinois (01/01/02 - Sugar Bowl)
Had a player complete 35 passes	35 by Rohan Davey at Alabama (11/03/02)
Had a player complete 15 straight passes	17 by Rohan Davey vs. Arkansas-6 (11/26/99), vs. Western Carolina-11 (09/02/00)
.....	17 by Matt Mauck vs. Arizona-11 (09/06/03), vs. Western Illinois-6 (09/13/03)
Had a player throw 30 passes.....	33 by Zach Mettenberger at Ole Miss (10/19/13)
Had a player throw 35 passes.....	37 by Zach Mettenberger at Georgia (09/28/13)
Had a player throw 40 passes	47 by Matt Flynn vs. Arkansas (11/23/07)
Had a player throw 45 passes	47 by Matt Flynn vs. Arkansas (11/23/07)
Had a player throw 50 passes	53 by Rohan Davey vs. Illinois (01/01/02 - Sugar Bowl)

Individual Receiving

Had a player with 9 or more receptions in a game	9 by Odell Beckham Jr. at Mississippi State (10/05/13)
Had a player with 10 or more receptions in a game.....	10 by Jarvis Landry at Georgia (09/28/13)
Had a player with 11 or more receptions in a game	12 by Brandon LaFell vs. Troy (11/15/08)
Had a player with 12 or more receptions in a game	12 by Brandon LaFell vs. Troy (11/15/08)
Had a player with 13 or more receptions in a game	14 by Josh Reed vs. Illinois (01/01/02 - Sugar Bowl)
Had a player with 14 or more receptions in a game	14 by Josh Reed vs. Illinois (01/01/02 - Sugar Bowl)
Had a player with 15 or more receptions in a game	19 by Josh Reed at Alabama (11/03/01)
Had a player receive 100 or more yards.....	124 by Travin Dural/120 by Malachi Dupre vs. Mississippi State (9/20/14)
Had a player receive 150 or more yards	151 by Travin Dural vs. Wisconsin (8/30/14)
Had a player receive 200 or more yards	204 by Odell Beckham Jr. vs. Furman (10/26/13)
Had a player receive 250 or more yards.....	293 by Josh Reed at Alabama (11/03/01)
Had a player receive for 2 or more TDs	2 by Malachi Dupre vs. Mississippi State (9/20/14)
Had a player receive for 3 or more TDs	3 by Travin Dural vs. Sam Houston State (9/6/14)
Had a player receive for 4 or more TDs	4 by Tony Moss vs. Ohio University (09/30/89)
Had a player receive for 5 or more TDs	5 by Carlos Carson vs. Rice (09/24/77)

THE LAST TIME LSU ... (ALL GAMES)

Games against Ranked Teams

Beat a top 25 team	#14 Wisconsin, 28-24, in AdvoCare Texas Kickoff in Houston, Texas (8/30/14)
Beat a top 10 team	#9/10 Texas A&M, 34-10, in Baton Rouge (11/23/13)
Beat a top 5 team	#3 South Carolina, 23-21, in Baton Rouge (10/13/12)
Beat an FBS No. 1 team (AP or Coaches Poll)	#1 Ohio State, 38-24 (01/07/08 - BCS Championship Game)
Beat an FBS No. 1 team (AP or Coaches Poll) at home	#1 Florida, 28-21 (10/11/97)
Beat a ranked opponent at home	#9/10 Texas A&M, 34-10, in Baton Rouge (11/23/13)
Beat a ranked opponent on the road	#20/19 Texas A&M, 24-19, in College Station, Texas (10/20/12)
Beat a ranked opponent at a neutral site	#14 Wisconsin, 28-24, in AdvoCare Texas Kickoff in Houston, Texas (8/30/14)
Beat back-to-back ranked opponents	#3 South Carolina, 23-21, in Baton Rouge (10/13/12) & #20/19 Texas A&M, 24-19, in College Station (10/20/12)
Beat a ranked team in three straight games	11/23/01 - 01/01/02 vs. #22 Arkansas, #24 Auburn, #2 Tennessee (SEC CG), #7 Illinois (Sugar Bowl)
Beat a ranked team in four straight games	11/23/01 - 01/01/02 vs. #22 Arkansas, #24 Auburn, #2 Tennessee (SEC CG), #7 Illinois (Sugar Bowl)
Lost to a ranked opponent at home	#1 Alabama, 21-17 (11/03/12)
Lost to a ranked opponent on the road	#5 Auburn, 41-7, in Auburn, Ala. (10/04/14)
Lost to a ranked opponent at a neutral site	#14 Clemson, 25-24, in Chick-fil-A Bowl (12/31/12)
Lost to an unranked opponent at home	Mississippi State, 34-29 (9/20/14)
Lost to an unranked opponent on the road	at Ole Miss, 27-24 (10/19/13)

Special Situations

Won on the last play of the game	at #2 Alabama (9-6, 11/05/11); Drew Alleman 25-yard field goal in overtime
Lost on the last play of the game	#14 Clemson, 25-24, in Chick-fil-A Bowl (12/31/12); field goal as time expired
Came back and won from 10 or more down in 4th quarter	vs. #14 Wisconsin, 28-24 (8/30/14); down 24-13 entering 4th quarter
Lost when leading by 10 or more in 4th quarter	#14 Clemson, 25-24 in Chick-fil-A Bowl (12/31/12); led 24-13 entering fourth quarter
Lost when leading by 20 points of more	Tennessee, 30-27 OT (09/26/05); led 21-0 at halftime
Scored on the first play from scrimmage	Travin Dural (94-yard pass from QB Anthony Jennings) vs. Sam Houston State (9/6/14)
A QB caught a pass on a designed play	Matt Flynn (35-yards from WR Early Doucet) at Alabama (11/03/07)
A RB threw a TD pass on a designated play	Spencer Ware (39 yards to Rueben Randle for a TD) at Auburn (10/23/10)
Had two RB rush for at least 100 yards each	Jeremy Hill (143 yds) and Terrence Magee (108 yds) vs. Furman (10/25/13)

Returns/Special Teams/Defense

Returned a KO for a TD	Morris Claiborne, 99 yards at West Virginia (09/24/11)
Returned a Punt for a TD	Odell Beckham, Jr. 89 yards vs. Ole Miss (11/17/12)
Returned an INT for a TD	Kendell Beckwith (29 yards) vs. New Mexico State (9/27/14)
Returned 2 INTs for TDs	Ronald Martin (45 yards) & Lavar Edwards (23 yards) vs. Idaho (09/15/12)
Returned 3 INTs for TDs	3 vs. Arkansas State (C. Raymond, D. Walkup, C. Buckels) (10/12/91)
Recovered a fumble in endzone for a TD	Kevin Minter at Ole Miss (11/19/11)
Returned a fumble for a TD	Danielle Hunter, 25-yard fumble recovery and return vs. Mississippi State (9/20/14)
Scored two defensive TDs in a game	2 vs. UL-Monroe (R. Brooks, INT; L. Edwards, FUM) (11/13/10)
Faked a field goal for a touchdown	Colt David (kicker), 15-yard run (09/22/07 vs. South Carolina)
Faked a punt for a first down	Kendell Beckwith, 5-yard run in third quarter vs. Wisconsin (8/30/14)
Faked a field goal for a first down	Josh Jasper, 5-yard run in 4th quarter (10/09/10 at Florida)
A player kicked the PAT after scoring the TD	Colt David vs. South Carolina (09/22/07)
Blocked a FG	Ego Ferguson, 29 yard Andrew Ritter attempt in fourth quarter at Ole Miss (10/19/13)
Returned a blocked FG for a TD	Patrick Peterson, 53 yards on the block of Ole Miss' 47-yard FG attempt (11/21/09)
Blocked a PAT (kick)	Mark Roman, attempt by Seth Hanson (10/17/98 vs. Kentucky)
Returned a PAT for a Defensive Extra Point	Mark Roman, kick attempt by Seth Hanson (10/17/98 vs. Kentucky)
Blocked a punt	Daniel Graff vs. Tulane (10/31/09)
Blocked a punt for a safety	Jarvis Green, on an Andy Smith punt (10/16/99 at Kentucky)
Returned a blocked punt for TD	Craig Steltz, 29 yard, off Jacob Hester's block at Arizona State (09/10/05)
Recovered an onside kick	at Ole Miss (11/21/09); recovered by Brandon LaFell with 1:16 left in fourth quarter
Recovered an onside kick to start the game	vs. Auburn (12/01/01)
Recorded a Safety (Team)	vs. North Carolina (09/04/10); ball rolled out of endzone on punt attempt
Recorded a Safety (Individual tackle)	Sam Montgomery at Auburn (09/22/12)
Recorded six interceptions	6 at Mississippi State (08/30/07)
Had a player record three interceptions	3 by Craig Steltz at Mississippi State (8/30/07)
Had a player record 15 tackles	19 by Kevin Minter vs. Clemson in Chick-fil-A Bowl (12/31/12)
Had six sacks as a team	7 vs. Sam Houston State (9/6/14)

Opponent Returns/Special Teams

Returned a KO for a TD	B.J. Catolon of TCU, 100 yards in second quarter of Cowboys Classic (08/31/13)
Returned a Punt for a TD	Andre Debose of Florida, 62 yards (10/11/14 at Florida)
Returned an INT for a TD	Reggie Thomas of Furman, 74 yards on Zach Mettenberger (10/26/13)
Returned 3 INTs for TDs	3 by Alvis, Smith, Robinson (09/17/94 at Auburn)
Recovered a fumble in endzone for a TD	Chris Shelling (09/17/94 at Auburn)
Returned a fumble for a TD	Alonzo Highsmith of Arkansas, 47 yards in first quarter (11/25/11 in Baton Rouge)
Blocked a FG	at Alabama (11/05/11)
Blocked a punt	Florida (10/08/11) in fourth quarter
Blocked two punts	2 at Virginia Tech (9/01/02)
Blocked a punt for a safety	blocked Donnie Jones (09/01/02 at Virginia Tech)
Recorded a Safety (Team)	vs. Western Kentucky (11/12/11)
Blocked a PAT (kick)	Ole Miss (11/18/06)
Returned a PAT for a Defensive Extra Point	Eric Kelly, off bad snap (10/17/98 vs. Kentucky)
Faked a field goal for a TD	Damon Duval, 1 yard run (09/18/99 vs. Auburn)
Recovered an onside kick	Auburn (09/21/13)

THE LAST TIME LSU ... (SEC REGULAR SEASON GAMES)

Scoring

Scored 30 or more points	30 at Florida (10/11/14)
Scored 35 or more points.....	59 at Mississippi State (10/05/13)
Scored 40 or more points	59 at Mississippi State (10/05/13)
Scored 45 or more points	59 at Mississippi State (10/05/13)
Scored 50 or more points	59 at Mississippi State (10/05/13)
Scored 55 or more points.....	59 at Mississippi State (10/05/13)
Scored 60 or more points	63 vs. Kentucky (11/01/97)

Total Offense

Had more than 400 total yards	430 vs. Mississippi State (9/20/14)
Had more than 450 total yards	470 vs. Arkansas (11/29/13)
Had more than 500 total yards	517 vs. Texas A&M (11/23/13)
Had more than 550 total yards.....	563 at Mississippi State (10/05/13)
Had more than 600 total yards	611 vs. Alabama (11/13/01)

Rushing Offense

Rushed for 150 or more yards	195 at Florida (10/11/14)
Rushed for 200 or more yards	238 vs. Arkansas (11/29/13)
Rushed for 250 or more yards	324 vs. Texas A&M (11/23/13)
Rushed for 300 or more yards	324 vs. Texas A&M (11/23/13)
Rushed for 350 or more yards	353 at Ole Miss (11/19/11)
Rushed for 400 or more yards.....	400 vs. Kentucky (11/01/97)
Rushed for 425 or more yards.....	426 vs. Ole Miss (10/30/76)

Passing Offense

Passed for 250 or more yards	341 vs. Mississippi State (9/20/14)
Passed for 300 or more yards.....	341 vs. Mississippi State (9/20/14)
Passed for 350 or more yards	372 at Georgia (09/28/13)
Passed for 400 or more yards.....	528 vs. Alabama (11/03/01)
Passed for 450 or more yards.....	528 vs. Alabama (11/03/01)
Passed for 500 or more yards.....	528 vs. Alabama (11/03/01)

Scoring Defense

Allowed 0 points.....	0 at Mississippi State (08/30/07)
Allowed 3 or fewer points.....	3 at Ole Miss (11/19/11)
Allowed 7 or fewer points.....	6 vs. Florida (10/12/13)
Allowed 10 or fewer points.....	10 vs. Texas A&M (11/23/13)
Allowed 14 or fewer points	10 vs. Texas A&M (11/23/13)

Total Defense

Allowed fewer than 100 total yards.....	90 vs. Auburn (10/13/73)
Allowed fewer than 125 total yards	114 vs. Kentucky (10/19/85)
Allowed fewer than 150 total yards	135 vs. Vanderbilt (09/11/10)
Allowed fewer than 175 total yards	135 vs. Vanderbilt (09/11/10)
Allowed fewer than 200 total yards	183 at Auburn (09/22/12)
Allowed fewer than 225 total yards.....	211 vs. South Carolina (10/13/12)
Allowed fewer than 250 total yards	240 vs. Florida (10/12/13)
Allowed fewer than 275 total yards.....	240 vs. Florida (10/12/13)
Allowed fewer than 300 total yards	299 vs. Texas A&M (11/23/13)

Rushing Defense

Allowed 0 or fewer yards	0 at South Carolina (10/18/03)
Allowed 10 or fewer yards.....	10 at Mississippi State (08/30/07)
Allowed 20 or fewer yards	20 at Alabama (11/03/07)
Allowed 30 or fewer yards	20 at Alabama (11/03/07)
Allowed 40 or fewer yards.....	34 vs. South Carolina (10/13/12)
Allowed 50 or fewer yards	47 vs. Mississippi State (11/10/12)
Allowed 60 or fewer yards.....	47 vs. Mississippi State (11/10/12)
Allowed 70 or fewer yards	47 vs. Mississippi State (11/10/12)
Allowed 80 or fewer yards.....	75 vs. Texas A&M (11/23/13)
Allowed 90 or fewer yards.....	75 vs. Texas A&M (11/23/13)
Allowed 100 or fewer yards	75 vs. Texas A&M (11/23/13)

THE LAST TIME LSU ... (SEC REGULAR SEASON GAMES)

Passing Defense

Allowed 0 passing yards.....	0 vs. Alabama (11/06/71)
Allowed 25 or fewer passing yards.....	23 at Alabama (11/27/90)
Allowed 50 or fewer passing yards.....	47 at Ole Miss (11/19/11)
Allowed 75 or fewer passing yards.....	61 at Florida (10/06/12)
Allowed 100 or fewer passing yards.....	61 at Florida (10/06/12)
Allowed 125 or fewer passing yards.....	61 at Florida (10/06/12)
Allowed 150 or fewer passing yards.....	129 vs. Florida (10/12/13)
Allowed 175 or fewer passing yards.....	129 vs. Florida (10/12/13)
Allowed 200 or fewer passing yards.....	183 at Florida (10/11/14)

Rushing

Had a player rush for 100 or more yards.....	140 by Leonard Fournette at Florida (10/11/14)
Had a player rush for 125 or more yards.....	140 by Leonard Fournette at Florida (10/11/14)
Had a player rush for 150 or more yards.....	157 by Jeremy Hill at Mississippi State (10/5/13)
Had a player rush for 175 or more yards.....	184 by Jeremy Hill vs. Auburn (09/21/13)
Had a player rush for 200 or more yards.....	250 by Alley Broussard vs. Ole Miss (11/20/04)
Had a player rush for 225 or more yards.....	250 by Alley Broussard vs. Ole Miss (11/20/04)
Had a player rush for 2 or more TDs.....	2 by Leonard Fournette at Florida (10/11/14)
Had a player rush for 3 or more TDs.....	3 by Kenny Hilliard at Mississippi State (10/05/13)
Had a player rush for 4 or more TDs.....	5 by Kevin Faulk at Kentucky (11/01/97)
Had a player rush for 5 or more TDs.....	5 by Kevin Faulk at Kentucky (11/01/97)

Passing

Had a player pass for 200 or more yards.....	241 by Zach Mettenberger at Alabama (11/09/13)
Had a player pass for 225 or more yards.....	241 by Zach Mettenberger at Alabama (11/09/13)
Had a player pass for 250 or more yards.....	274 by Zach Mettenberger at Ole Miss (10/19/13)
Had a player pass for 275 or more yards.....	340 by Zach Mettenberger at Mississippi State (10/05/13)
Had a player pass for 300 or more yards.....	340 by Zach Mettenberger at Mississippi State (10/05/13)
Had a player pass for 325 or more yards.....	340 by Zach Mettenberger at Mississippi State (10/05/13)
Had a player pass for 350 or more yards.....	372 by Zach Mettenberger at Georgia (09/28/13)
Had a player pass for 375 or more yards.....	528 by Rohan Davey at Alabama (11/03/01)
Had a player pass for 400 or more yards.....	528 by Rohan Davey at Alabama (11/03/01)
Had a player pass for 425 or more yards.....	528 by Rohan Davey at Alabama (11/03/01)
Had a player pass for 450 or more yards.....	528 by Rohan Davey at Alabama (11/03/01)
Had a player pass for 500 or more yards.....	528 by Rohan Davey at Alabama (11/03/01)
Had a player pass for 2 or more TDs.....	2 by Brandon Harris vs. Mississippi State (9/20/14)
Had a player pass for 3 or more TDs.....	3 by Zach Mettenberger at Georgia (09/28/13)
Had a player pass for 4 or more TDs.....	4 by Matt Mauck vs. Arkansas (11/28/03)
Had a player complete 20 passes.....	25 by Zach Mettenberger at Mississippi State (10/05/13)
Had a player complete 25 passes.....	25 by Zach Mettenberger at Mississippi State (10/05/13)
Had a player complete 30 passes.....	35 by Rohan Davey at Alabama (11/03/01)
Had a player complete 35 passes.....	35 by Rohan Davey at Alabama (11/03/01)
Had a player throw 30 passes.....	33 by Zach Mettenberger at Ole Miss (10/19/13)
Had a player throw 35 passes.....	37 by Zach Mettenberger at Georgia (09/28/13)
Had a player throw 40 passes.....	47 by Matt Flynn vs. Arkansas (11/23/07)
Had a player throw 45 passes.....	47 by Matt Flynn vs. Arkansas (11/23/07)
Had a player throw 50 passes.....	58 by Josh Booty vs. Auburn (09/18/99)

Receiving

Had a player with 10 or more receptions in a game.....	10 by Jarvis Landry at Georgia (09/28/13)
Had a player with 11 or more receptions in a game.....	12 by Michael Clayton at Alabama (11/15/03)
Had a player with 12 or more receptions in a game.....	12 by Michael Clayton at Alabama (11/15/03)
Had a player with 13 or more receptions in a game.....	19 by Josh Reed at Alabama (11/03/01)
Had a player with 14 or more receptions in a game.....	19 by Josh Reed at Alabama (11/03/01)
Had a player with 15 or more receptions in a game.....	19 by Josh Reed at Alabama (11/03/01)
Had a player receive 100 or more yards.....	124 by Travin Dural/120 by Malachi Dupre vs. Mississippi State (9/20/14)
Had a player receive 125 or more yards.....	179 by Odell Beckham Jr. at Mississippi State (10/05/13)
Had a player receive 150 or more yards.....	179 by Odell Beckham Jr. at Mississippi State (10/05/13)
Had a player receive 175 or more yards.....	179 by Odell Beckham Jr. at Mississippi State (10/05/13)
Had a player receive 200 or more yards.....	201 by Devery Henderson at Kentucky (11/09/02)
Had a player receive 250 or more yards.....	293 by Josh Reed at Alabama (11/03/01)
Had a player receive 2 or more TDs.....	2 by Malachi Dupre vs. Mississippi State (9/20/14)
Had a player receive 3 or more TDs.....	3 by Dwayne Bowe vs. Kentucky (10/14/06)

TURNOVERS

Opponent	Forced by LSU					Forced By Opponent			
	Fum	Int	Tot	Pts Off	Margin	Fum	Int	Tot	Pts Off
vs. Wisconsin	0	2	2	8	+1	1	0	1	7
Sam Houston State	1	2	3	20	+2	1	0	1	0
Louisiana-Monroe	1	0	1	0	0	0	1	1	0
Mississippi State	2	0	2	14	+1	0	1	1	0
New Mexico State	2	2	4	21	0	2	2	4	0
at Auburn	1	0	1	0	+1	0	0	0	0
at Florida	1	2	3	10	+3	0	0	0	0
Kentucky									
Ole Miss									
Alabama									
at Arkansas									
at Texas A&M									
TOTALS	8	8	16	73	+8	4	4	8	7

LSU BIG PLAYS

Opponent	Rushing				Passing				Special Teams	
	15+	20+	30+	40+	20+	30+	40+	50+	Block	Ret. TD
vs. Wisconsin	3	1	0	0	4	3	2	1	0	0
Sam Houston State	6	3	2	2	3	1	1	1	0	0
Louisiana-Monroe	3	3	0	0	3	1	0	0	0	0
Mississippi State	1	1	0	0	6	3	1	0	0	0
New Mexico State	5	3	0	0	5	1	0	0	0	0
at Auburn	1	1	1	0	3	3	2	1	0	0
at Florida	5	2	0	0	1	1	1	0	0	0
Kentucky										
Ole Miss										
Alabama										
at Arkansas										
at Texas A&M										
TOTALS	24	14	3	2	25	13	7	3	0	0

OPPONENT BIG PLAYS

Opponent	Rushing				Passing				Special Teams	
	15+	20+	30+	40+	20+	30+	40+	50+	Block	Ret. TD
vs. Wisconsin	4	4	2	2	0	0	0	0	0	0
Sam Houston State	0	0	0	0	2	2	1	0	0	0
Louisiana-Monroe	0	0	0	0	0	0	0	0	0	0
Mississippi State	5	5	2	2	5	2	2	1	0	0
New Mexico State	1	1	1	1	1	0	0	0	0	0
at Auburn	7	2	1	0	6	2	1	1	0	0
at Florida	1	1	1	0	3	1	1	1	0	1
Kentucky										
Ole Miss										
Alabama										
at Arkansas										
at Texas A&M										
TOTALS	18	13	7	5	17	7	5	3	0	1

LSU SCORING DRIVES

OPPONENT	No.	Plays	Yards	Time	For TD	Plays	Yards	Time
vs. Wisconsin	5	6.0	54.4	2:43	3	4.0	64.0	1:38
Sam Houston State	8	5.8	64.5	2:12	8	5.8	64.5	2:12
Louisiana-Monroe	5	9.0	55.2	3:55	4	8.3	57.8	3:29
Mississippi State	4	5.8	59.3	1:42	3	5.0	64.0	1:24
New Mexico State	8	6.1	58.6	2:39	8	6.1	58.6	2:39
at Auburn	1	5.0	75.0	2:14	1	5.0	75.0	2:14
at Florida	5	7.8	50.0	4:48	4	9.0	61.8	6:13
Kentucky								
Ole Miss								
Alabama								
at Arkansas								
at Texas A&M								
TOTALS	36	6.6	58.2	2:52	31	6.3	62.0	2:45

*Does not include overtime drives

FIELD POSITION

Opponent	LSU			
	No. of Drives	Avg. Start	Inside 20	Past 50
vs. Wisconsin	15	32	2	1
Sam Houston State	15	31	3	2
Louisiana-Monroe	12	38	3	2
Mississippi State	15	27	4	1
New Mexico State	16	31	2	2
at Auburn	13	24	3	1
at Florida	13	28	4	2
Kentucky				
Ole Miss				
Alabama				
at Arkansas				
at Texas A&M				
TOTALS	99	30.1	21	11

* - does not include overtime drives

Opponent	Opponents			
	No. of Drives	Avg. Start	Inside 20	Past 50
vs. Wisconsin	15	24	6	1
Sam Houston State	14	23	4	0
Louisiana-Monroe	12	20	5	0
Mississippi State	15	26	4	2
New Mexico State	17	32	0	1
at Auburn	13	28	2	0
at Florida	12	30	4	1
Kentucky				
Ole Miss				
Alabama				
at Arkansas				
at Texas A&M				
TOTALS	98	26.3	25	5

* - does not include overtime drives

DRIVE STATISTICS

Opponent	No.	LSU					
		3 & Out	Pct.	Score	Pct.	TD	Pct.
vs. Wisconsin	15	3	20.0	5	33.3	3	20.0
Sam Houston State	15	1	6.7	8	53.3	8	53.3
Louisiana-Monroe	12	4	33.3	5	41.7	4	33.3
Mississippi State	15	5	33.3	4	25.0	3	37.5
New Mexico State	16	3	18.8	8	50.0	8	50.0
at Auburn	13	7	53.8	1	7.7	1	7.7
at Florida	13	5	38.5	5	38.5	4	30.8
Kentucky							
Ole Miss							
Alabama							
at Arkansas							
at Texas A&M							
TOTALS	99	28	28.3	36	36.4	31	31.3

Opponent	No.	Opponents					
		3 & Out	Pct.	Score	Pct.	TD	Pct.
vs. Wisconsin	15	7	46.7	4	26.7	3	20.0
Sam Houston State	14	5	35.7	0	0.0	0	0.0
Louisiana-Monroe	12	7	58.3	0	0.0	0	0.0
Mississippi State	15	2	13.3	6	40.0	4	26.7
New Mexico State	17	6	35.3	1	5.9	1	5.9
at Auburn	13	1	7.7	7	53.8	5	38.5
at Florida	12	2	16.7	4	33.3	2	16.7
Kentucky							
Ole Miss							
Alabama							
at Arkansas							
at Texas A&M							
TOTALS	98	30	30.6	22	22.4	15	15.3

IN THE REDZONE

Opponent	LSU					
	Inside 20	TD	Run/Pass	TD Pct.	FG	Score Pct.
vs. Wisconsin	1	0	0/0	0.0	1	100.0
Sam Houston State	5	5	3/2	100.0	0	100.0
Louisiana-Monroe	4	2	2/0	50.0	1	75.0
Mississippi State	3	1	1/0	33.3	1	66.7
New Mexico State	7	7	5/2	100.0	0	100.0
at Auburn	2	1	1/0	50.0	0	50.0
at Florida	4	4	3/1	100.0	0	100.0
Kentucky						
Ole Miss						
Alabama						
at Arkansas						
at Texas A&M						
TOTALS	6	20	15/5	76.9	3	88.5

Opponent	Opponents					
	Inside 20	TD	Run/Pass	TD Pct.	FG	Score Pct.
vs. Wisconsin	2	2	2/0	100.0	0	100.0
Sam Houston State	1	0	0/0	0.0	0	0.0
Louisiana-Monroe	0	0	0/0	0.0	0	0.0
Mississippi State	5	2	1/1	40.0	2	80.0
New Mexico State	0	0	0/0	0.0	0	0.0
at Auburn	3	3	2/1	100.0	0	100.0
at Florida	4	2	1/1	50.0	2	100.0
Kentucky						
Ole Miss						
Alabama						
at Arkansas						
at Texas A&M						
TOTALS	15	9	6/3	60.0	4	86.7

DRIVE SUPERLATIVES

Longest Drive

No. of Plays	LSU 13; (65 yds, 8:16) vs Florida; results in TD
By No. of Yards	95 (6p, 1:48) vs Mississippi State; results in TD
By Time of Possession	8:16 (13p, 65 yds) vs Florida; results in TD

Opponents

16 by Mississippi State (88 yds, 5:27); results Field Goal
98 by Mississippi State (5p, 1:21); results in TD
5:27 by Mississippi State (16p, 88 yds); results in Field Goal

Shortest Drive

By No. of Plays	LSU 1; 7 times (Last: 3 yds, 0:04) vs New Mexico State; results in TD
By No. of Yards	-12 (3p, 1:59) vs ULM; results in Punt
By Time of Possession	0:04 (1p, 3 yds) vs New Mexico State; results in TD

Opponents

1; 5 times (Last: 2 yds, 0:07) by Florida; results in Fumble
-26 (2p, 0:50) by New Mexico State; results in Interception
0:07 (1p, 2 yds) by Florida; results in Fumble

LSU DRIVE CHARTS

vs. Wisconsin

Qtr.	Time	Start	PI-Yds	TOP	Result
1st	15:00	L 15	6-16	2:50	Punt
1st	9:05	L 27	4-15	1:51	Punt
1st	5:07	L 20	1-80	0:20	TOUCHDOWN
1st	3:35	W 48	3-(-1)	1:32	Punt
2nd	13:24	L 16	3-3	1:06	Punt
2nd	10:35	L 29	2-2	0:25	Fumble
2nd	7:36	L 29	4-13	1:35	Punt
2nd	4:21	L 38	3-(-9)	2:06	Punt
2nd	1:26	L 31	4-22	1:05	Punt
3rd	12:24	L 37	9-50	4:43	FIELD GOAL
3rd	6:11	L 40	9-30	4:00	FIELD GOAL
3rd	0:20	L 41	8-59	3:12	TOUCHDOWN
4th	11:04	L 47	3-53	1:23	TOUCHDOWN
4th	6:35	L 31	6-20	4:12	Punt
4th	1:26	L 35	5-7	1:26	End of Half

Sam Houston State

Qtr.	Time	Start	PI-Yds	TOP	Result
1st	13:45	L 06	1-94	0:13	TOUCHDOWN
1st	12:08	L 41	6-59	1:45	TOUCHDOWN
1st	7:56	L 21	9-79	4:00	TOUCHDOWN
1st	2:39	L 20	12-80	4:11	TOUCHDOWN
2nd	10:34	L 19	6-81	2:19	TOUCHDOWN
2nd	6:43	L 08	9-22	4:38	Punt
2nd	0:41	L 20	1-(-1)	0:41	End of Half
3rd	14:51	L 30	5-16	2:32	Punt
3rd	10:24	L 39	5-16	2:55	Punt
3rd	7:16	SH 01	1-1	0:05	TOUCHDOWN
3rd	6:06	L 31	3-(-5)	2:31	Punt
3rd	1:17	L 20	7-80	3:09	TOUCHDOWN
4th	12:24	SH 42	4-42	1:59	TOUCHDOWN
4th	7:12	L 24	7-40	3:56	Fumble
4th	0:00	L 42	0-0	0:00	End of Half

ULM

Qtr.	Time	Start	PI-Yds	TOP	Result
1st	15:00	L 40	3-9	2:06	Punt
1st	11:00	L 46	3-5	1:06	Punt
1st	9:01	50	12-45	5:41	FIELD GOAL
1st	1:49	L 15	10-85	3:38	TOUCHDOWN
2nd	11:41	L 18	3-1	2:13	Punt
2nd	6:58	L 11	6-34	2:43	Punt
2nd	2:09	L 39	4-24	1:27	Interception
3rd	10:11	L 46	8-54	2:49	TOUCHDOWN
3rd	5:58	U 34	5-34	2:32	TOUCHDOWN
3rd	2:16	L 42	10-58	4:57	TOUCHDOWN
4th	10:13	L 35	3-(-12)	1:59	Punt
4th	3:47	U 43	6-21	3:47	End of Half

OPPONENT DRIVE CHARTS

vs. Wisconsin

Qtr.	Time	Start	PI-Yds	TOP	Result
1st	12:10	W 24	6-76	3:05	TOUCHDOWN
1st	7:14	W 39	6-28	2:07	FIELD GOAL
1st	4:47	W 08	3-4	1:12	Punt
1st	2:03	W 13	9-48	3:39	Punt
2nd	12:18	W 17	3-4	1:43	Punt
2nd	10:10	L 31	5-31	2:34	TOUCHDOWN
2nd	6:01	W 14	3-4	1:40	Punt
2nd	2:15	W 29	3-7	0:49	Punt
2nd	0:21	W 08	1-(-2)	0:21	End of Half
3rd	15:00	W 25	6-75	2:36	TOUCHDOWN
3rd	7:41	W 30	3-5	1:30	Punt
3rd	2:11	W 25	3-8	1:51	Punt
4th	12:08	W 35	2-(-2)	1:04	Interception
4th	9:41	W 25	8-23	3:06	Interception
4th	2:23	W 10	3-(-2)	0:57	Punt

Sam Houston State

Qtr.	Time	Start	PI-Yds	TOP	Result
1st	15:00	SH 25	5-26	1:15	Interception
1st	13:32	SH 25	3-(-10)	1:24	Punt
1st	10:23	SH 25	7-54	2:27	Downs
1st	3:56	SH 25	3-5	1:17	Punt
2nd	13:20	SH 17	5-26	2:46	Punt
2nd	8:07	SH 24	4-27	1:24	Punt
2nd	2:05	SH 16	8-36	1:24	Punt
3rd	12:19	SH 13	3-9	1:55	Punt
3rd	7:29	SH 12	1-(-11)	0:13	Fumble
3rd	7:11	SH 25	3-5	1:05	Punt
3rd	3:35	SH 29	6-66	2:18	Interception
4th	13:00	SH 23	3-0	0:36	Punt
4th	10:14	SH 35	6-1	3:02	Punt
4th	3:16	SH 36	7-22	3:16	Downs

ULM

Qtr.	Time	Start	PI-Yds	TOP	Result
1st	12:54	U 05	3-(-1)	1:54	Punt
1st	9:54	U 22	3-5	0:53	Punt
1st	3:20	U 25	3-5	1:31	Punt
2nd	13:11	U 25	3-8	1:30	Punt
2nd	9:28	U 43	6-12	2:30	Punt
2nd	4:15	U 05	5-12	2:06	Punt
2nd	0:42	U 14	1-3	0:42	End of Half
3rd	14:50	U 10	7-7	4:39	Punt
3rd	6:58	U 28	3-(-1)	1:00	Punt
3rd	3:17	U 18	3-1	1:01	Punt
4th	12:19	U 25	3-9	2:06	Punt
4th	8:14	U 20	8-23	4:27	Fumble

LSU DRIVE CHARTS

Mississippi State

Qtr.	Time	Start	PI-Yds	TOP	Result
1st	15:00	L 25	3-7	2:03	Punt
1st	10:47	L 25	3-(3)	2:33	Punt
1st	6:08	L 36	8-62	4:02	Downs
1st	0:45	L 25	8-20	4:12	Punt
2nd	9:22	L 14	7-32	2:38	Punt
2nd	3:56	L 42	8-45	2:36	FIELD GOAL
2nd	0:30	L 19	2-14	0:30	End of half
3rd	14:48	M 25	0-0	0:00	TOUCHDOWN
3rd	12:35	L 23	3-9	1:48	Punt
3rd	9:35	L 25	6-13	2:19	Punt
3rd	6:09	L 35	3-4	0:53	Punt
4th	14:43	L 33	7-67	2:09	TOUCHDOWN
4th	9:34	L 09	3-(7)	1:39	Punt
4th	3:43	L 05	6-95	1:48	TOUCHDOWN
4th	1:42	M 30	2-30	0:15	TOUCHDOWN
4th	0:20	L 20	4-34	0:20	Interception

New Mexico State

Qtr.	Time	Start	PI-Yds	TOP	Result
1st	13:29	L 26	3-24	1:04	Fumble
1st	11:30	L 20	3-(-4)	2:07	Punt
1st	6:50	L 20	1-0	0:10	Interception
1st	5:31	L 23	3-16	0:44	Interception
1st	4:06	N 40	5-40	1:59	TOUCHDOWN
1st	1:21	L 35	1-5	0:12	Fumble
1st	0:19	N 00	0-0	0:00	TOUCHDOWN
2nd	12:45	L 11	3-3	1:34	Punt
2nd	9:28	L 20	11-80	3:36	TOUCHDOWN
2nd	5:16	L 38	3-62	1:10	TOUCHDOWN
2nd	3:14	L 30	5-70	1:25	TOUCHDOWN
2nd	1:00	N 03	1-3	0:04	TOUCHDOWN
3rd	15:00	L 25	8-75	4:42	TOUCHDOWN
3rd	6:40	L 26	10-74	4:52	TOUCHDOWN
3rd	1:04	L 35	6-65	3:24	TOUCHDOWN
4th	10:08	L 22	3-2	3:21	Punt
4th	4:53	L 16	8-48	4:53	End of Half

at Auburn

Qtr.	Time	Start	PI-Yds	TOP	Result
1st	15:00	L 25	3-5	1:37	Punt
1st	10:16	L 25	3-9	1:26	Punt
1st	6:59	L 20	3-2	2:06	Punt
1st	3:38	L 25	5-75	2:14	TOUCHDOWN
2nd	14:27	L 25	3-6	1:37	Punt
2nd	9:56	L 18	3-8	2:16	Punt
2nd	5:43	L 20	6-20	1:18	Punt
2nd	2:12	L 25	7-50	2:12	End of Half
3rd	12:41	L 22	3-1	1:56	Punt
3rd	7:25	L 24	3-(-3)	1:08	Punt
3rd	5:28	A 35	4-9	1:44	Downs
3rd	2:09	L 14	8-62	3:02	Downs
4th	8:42	L 13	9-76	4:37	Downs

OPPONENT DRIVE CHARTS

Mississippi State

Qtr.	Time	Start	PI-Yds	TOP	Result
1st	12:57	M 49	6-51	2:10	TOUCHDOWN
1st	8:14	M 22	5-2	2:06	Punt
1st	2:06	M 02	5-98	1:21	TOUCHDOWN
2nd	11:33	M 17	5-73	2:07	FIELD GOAL
2nd	6:44	M 04	5-11	2:48	Punt
2nd	1:20	M 25	4-18	0:50	Punt
3rd	15:00	M 25	1-0	0:12	Fumble
3rd	14:48	M 25	6-75	2:04	TOUCHDOWN
3rd	10:47	M 23	3-77	1:12	TOUCHDOWN
3rd	7:16	M 20	3-6	1:07	Punt
3rd	5:16	M 01	16-88	5:27	FIELD GOAL
4th	12:34	M 25	4-27	3:00	Punt
4th	7:55	L 46	7-41	4:12	Downs
4th	1:55	L 46	2-(-24)	0:13	Fumble
4th	1:26	M 50	3-6	1:06	Punt
4th	0:00	M 01	0-0	0:00	End of half

New Mexico State

Qtr.	Time	Start	PI-Yds	TOP	Result
1st	15:00	N 25	6-17	1:31	Interception
1st	12:25	N 50	3-8	0:55	Punt
1st	9:23	N 27	6-19	2:33	Punt
1st	6:40	N 43	5-34	1:09	Missed FG
1st	4:47	N 36	3-3	0:41	Punt
1st	2:07	N 25	3-2	0:46	Punt
1st	1:09	L 40	2-(-26)	0:50	Interception
1st	0:19	N 35	8-23	2:34	Punt
2nd	11:11	N 48	5-10	1:43	Punt
2nd	5:52	N 25	3-1	0:36	Punt
2nd	3:59	N 22	2-78	0:45	TOUCHDOWN
2nd	1:49	N 25	3-14	0:49	Fumble
2nd	0:56	N 25	3-13	0:56	End of Half
3rd	10:18	N 25	9-49	3:38	Fumble
3rd	1:48	N 25	3-0	0:44	Punt
4th	12:40	N 25	4-20	2:32	Punt
4th	6:47	N 35	3-9	1:54	Punt

at Auburn

Qtr.	Time	Start	PI-Yds	TOP	Result
1st	13:23	A 22	8-49	3:07	FIELD GOAL
1st	8:50	A 33	5-67	1:45	TOUCHDOWN
1st	4:53	A 40	5-60	1:15	TOUCHDOWN
1st	1:16	A 28	7-72	1:49	TOUCHDOWN
2nd	12:50	A 21	7-32	2:54	Punt
2nd	7:40	A 41	3-4	1:57	Punt
2nd	4:25	A 19	7-81	2:13	TOUCHDOWN
3rd	15:00	A 25	6-13	2:19	Punt
3rd	10:45	A 46	7-29	3:12	FIELD GOAL
3rd	6:17	A 33	2-2	0:49	Fumble
3rd	3:44	A 26	4-23	1:35	Punt
4th	14:07	A 24	9-76	5:23	TOUCHDOWN
4th	4:05	A 11	6-44	4:05	End of half

LSU DRIVE CHARTS**at Florida**

Qtr.	Time	Start	Pl-Yds	TOP	Result
1st	12:40	L 20	6-(-10)	3:48	Punt
1st	8:52	L 19	3-5	1:51	Punt
1st	6:54	F 32	2-32	0:33	TOUCHDOWN
1st	2:32	L 14	6-19	2:45	Punt
2nd	11:07	L 25	12-75	6:55	TOUCHDOWN
2nd	2:17	L 30	3-3	0:53	Punt
3rd	15:00	L 25	3-9	1:36	Punt
3rd	11:58	L 35	13-65	8:16	TOUCHDOWN
3rd	0:50	L 20	7-22	3:20	Punt
4th	8:42	L 11	3-0	1:54	Punt
4th	6:10	L 25	9-75	3:30	TOUCHDOWN
4th	1:49	L 18	3-(-4)	0:55	Punt
4th	0:24	F 36	3-3	0:21	FIELD GOAL

OPPONENT DRIVE CHARTS**at Florida**

Qtr.	Time	Start	Pl-Yds	TOP	Result
1st	15:00	F 19	6-19	2:20	Punt
1st	8:52	L 00	0-0	0:00	TOUCHDOWN
1st	7:01	F 30	1-2	0:07	Fumble
1st	6:21	F 25	8-75	3:49	TOUCHDOWN
2nd	14:47	F 29	8-54	3:40	FIELD GOAL
2nd	4:12	F 15	5-13	1:55	Interception
2nd	1:24	F 10	3-1	1:24	End of half
3rd	13:24	F 24	3-4	1:26	Punt
3rd	3:42	F 25	7-12	2:52	Punt
4th	12:30	F 16	8-45	3:48	Punt
4th	6:48	L 09	2-9	0:38	TOUCHDOWN
4th	2:40	F 25	5-74	0:51	FIELD GOAL
4th	0:54	F 42	3-13	0:30	Interception
4th	0:00	F 50	0-0	0:00	End of Half

LSU SUPERLATIVES**Highs**

Points Scored	63 vs. New Mexico State (9/27)
Total Yards	584 vs. Sam Houston State (9/6)
Rushing Yards	363 vs. New Mexico State (9/27)
Rushing Attempts	58 vs. Sam Houston State (9/6)
Rushing TDs	5 vs. New Mexico State (9/27)
Passing Yards	341 vs. Mississippi State (9/20)
Passes Completed	20 vs. Mississippi State (9/20)
Passes Attempted	36 vs. Mississippi State (9/20)
Passing TDs	4 vs. Sam Houston State (9/6)
Passes Intercepted	2 vs. Wisc. (8/30), SHSU (9/6), NMSU (9/27) & at UF (10/11)
First Downs	29 vs. New Mexico State (9/27)
Penalties	8 at Florida (10/11)
Penalty Yards	80 at Florida (10/11)
Sacks	7 vs. Sam Houston State (9/6)

Lows

Points Scored	7 at Auburn (10/4)
Total Yards	280 at Auburn (10/4)
Rushing Yards	89 vs. Mississippi State (9/20)
Rushing Attempts	36 vs. Mississippi State (9/20) & at Auburn (10/4)
Rushing TDs	1 vs. Wisc. (8/30), Mississippi State (9/20) & at Auburn (10/4)
Passing Yards	110 at Auburn (10/4) & at Florida (10/11)
Passes Completed	8 at Auburn (10/4)
Passes Attempted	18 vs. Sam Houston State (9/6)
Passing TDs	0 vs. ULM (9/13) & at Auburn (10/4)
Passes Intercepted	0 vs. ULM (9/13), MSU (9/20) & at Auburn (10/4)
First Downs	13 at Auburn (10/4)
Penalties	3 vs. Mississippi State (9/20)
Penalty Yards	28 vs. Mississippi State (9/20)
Sacks	0 vs. Wisc. (8/30), NMSU (9/27) & at Florida (10/11)

Individual

All-Purpose Yds	225 by Leonard Fournette at Florida (10/11)
Rushing Yards	140 by Leonard Fournette at Florida (10/11)
Rushing Carries	27 by Leonard Fournette at Florida (10/11)
Rushing TDs	2 by Williams vs. ULM & Fournette vs. NMSU & Florida
Longest Rush	46 by Brandon Harris vs. Sam Houston State (9/6)
Passing Yards	239 by Anthony Jennings vs. Wisconsin (8/30)
Pass Completions	13 by Anthony Jennings vs. Mississippi State (9/20)
Passing Attempts	26 by Anthony Jennings vs. Mississippi State (9/20)
Passes Intercepted	2 by Anthony Jennings vs. New Mexico State (9/27)
Passing TDs	3 by Jennings vs. SHSU (9/6) & Harris vs. NMSU (9/27)
Longest Pass	94 by Anthony Jennings vs. Sam Houston State (9/6)
Receiving Yards	151 by Travin Dural vs. Wisconsin (8/30)
Receptions	6 by Travin Dural vs. ULM (9/13) & Miss. State (9/20)
Receiving TDs	3 by Travin Dural vs. Sam Houston State (9/6)
Longest Reception	94 by Travin Dural vs. Sam Houston State (9/6)
FG's Made	2 by Colby Delahoussaye vs. Wisconsin (8/30)
FG's Attempted	2 by Colby Delahoussaye vs. Wisconsin (8/30)
Longest FG Made	50 by Colby Delahoussaye at Florida (10/11)
PAT's	9 by Colby Delahoussaye vs. New Mexico State (9/27)
Punts	8 by Jamie Keehn vs. Wisc., MSU, Auburn & Florida
Punts Average	51.1 by Jamie Keehn vs. Mississippi State (9/20)
Longest Punt	64 by Jamie Keehn vs. Wisconsin (8/30)
Punt Return Yds	40 by Tre'Davious White vs. Sam Houston State (9/6)
Longest Punt Ret.	30 by Tre'Davious White vs. Sam Houston State (9/6)
KO Return Yards	117 by Leonard Fournette vs. Wisconsin (8/30)
Longest KO Ret.	40 by Leonard Fournette vs. ULM (9/13)
Total Tackles	13 by K. Alexander & Martin vs. Mississippi State (9/20)
Tackles for Loss	2 by K. Alexander vs. Wisc. (8/30) & Teuhema vs. SHSU (9/6)
Sacks	2 by Sione Teuhema vs. Sam Houston State (9/6)
Interceptions	1 by players vs. Wisc, SHSU, NMSU, & Florida
Int. Return Yards	29 by Kendell Beckwith vs. New Mexico State (9/27)

OPPONENT SUPERLATIVES**Highs**

Points Scored	41 by Auburn (10/4)
Total Yards	570 by Mississippi State (9/20)
Rushing Yards	302 by Mississippi State (9/20)
Rushing Attempts	49 by Mississippi State (9/20) & Auburn (10/4)
Rushing TDs	3 by Wisconsin (8/30) & Auburn (10/4)
Passing Yards	268 by Mississippi State (9/20) & Auburn (10/4)
Passes Completed	17 by Auburn (10/4)
Passes Attempted	33 by New Mexico State (9/27)
Passing TDs	2 by Mississippi State (9/20) & Auburn (10/4)
Passes Intercepted	2 by New Mexico State (9/27)
First Downs	25 by Auburn (10/4)
Penalties	7 by Auburn (10/4)
Penalty Yards	80 by Auburn (10/4)
Sacks	4 by Florida (10/11)

Lows

Points Scored	0 by Sam Houston State (9/6) & ULM (9/13)
Total Yards	93 by ULM (9/13)
Rushing Yards	16 by ULM (9/13)
Rushing Attempts	18 by ULM (9/13)
Rushing TDs	0 by Sam Houston State (9/6) & ULM (9/13)
Passing Yards	50 by Wisconsin (8/30)
Passes Completed	8 by Wisconsin (8/30)
Passes Attempted	24 by Wisconsin (8/30)
Passing TDs	0 by Wisc (8/30), SHSU (9/6), ULM (9/13) & NMSU (9/27)
Passes Intercepted	0 by Wisc. (8/30), SHSU (9/6), Auburn (10/4), & UF (10/11)
First Downs	6 by ULM (9/13)
Penalties	2 by Sam Houston State (9/6)
Penalty Yards	26 by Wisconsin (8/30)
Sacks	1 by Sam Houston State (9/6), NMSU (9/27) & Auburn (10/4)

Individual

All-Purpose Yds	201 by Josh Robinson for Mississippi State (9/20)
Rushing Yards	197 by Josh Robinson for Mississippi State (9/20)
Rushing Carries	24 by Cameron Artis-Payne for Auburn (10/4)
Rushing TDs	2 by Nick Marshall for Auburn (10/4)
Longest Rush	79 by Andrew Allen for New Mexico State (9/27)
Passing Yards	268 by Dak Prescott for Mississippi State (9/20)
Pass Completions	16 by Pete Thomas for ULM (9/13)
Passing Attempts	31 by Tyler Rogers for New Mexico State (9/27)
Passes Intercepted	2 by players for Wisc., SHSU, NMSU, & Florida
Passing TDs	2 by Prescott for Mississippi State (9/20) & Marshall for AU (10/4)
Longest Pass	74 by Dak Prescott for Mississippi State (9/20)
Receiving Yards	144 by Sammie Coates for Auburn (10/4)
Receptions	6 by Rashon Ceaser for ULM & Brandon Powell for Florida
Receiving TDs	1 by multiple players for Mississippi State, Auburn, & Florida
Longest Reception	74 by Jameon Lewis for Mississippi State (9/20)
FG's Made	2 by Sobiesk for MSU, Carlson for AU & Velez for Florida
FG's Attempted	2 by Sobiesk for MSU, Carlson for AU & Velez for Florida
Longest FG Made	51 by Rafael Gaglianone for Wisconsin (8/30)
PAT's	5 by Daniel Carlson for Auburn (10/4)
Punts	10 by Manton for ULM (9/13) and Witkowski for NMSU (9/27)
Punts Average	47.5 by Kyle Christy for Florida (10/11)
Longest Punt	63 by Kyle Christy for Florida (10/11)
Punt Return Yds	115 by Andre Debose for Florida (10/11)
Longest Punt Ret.	62 by Andrew Debose for Florida (10/11)
KO Return Yards	79 by Keshawn Hill for Sam Houston State (9/6)
Longest KO Ret.	32 by Keshawn Hill for Sam Houston State (9/6)
Total Tackles	15 by Michael Caputo for Wisconsin (8/30)
Tackles for Loss	2.5 by Marcus Trotter for Wisc. & Alex McCalister for UF
Sacks	2.5 by Alex McCalister for Florida (10/11)
Interceptions	1 by players for ULM (9/13), MSU (9/20), NMSU (9/27)
Int. Return Yards	1 by Lane for ULM (9/13) and by Redmond for MSU (9/20)

2014 LSU Football
LSU Game Results (as of Oct 12, 2014)
All games

Date	Opponent		Score	Overall	Conference	Time	Attend
Aug 30, 2014	vs #14 Wisconsin	W	28-24	1-0	0-0	3:28	71599
Sep 06, 2014	SAM HOUSTON ST.	W	56-0	2-0	0-0	3:10	100338
Sep 13, 2014	ULM	W	31-0	3-0	0-0	3:01	101194
*Sep 20, 2014	MISSISSIPPI ST.	L	29-34	3-1	0-1	3:37	102321
Sep 27, 2014	NEW MEXICO ST.	W	63-7	4-1	0-1	3:17	101987
*Oct 04, 2014	at #5 Auburn	L	7-41	4-2	0-2	3:18	87451
*Oct 11, 2014	at Florida	W	30-27	5-2	1-2	3:30	88014

2014 LSU Football
LSU Overall Team Statistics (as of Oct 12, 2014)
All games

Team Statistics	LS	OPP
SCORING	244	133
Points Per Game	34.9	19.0
FIRST DOWNS	149	108
Rushing	80	59
Passing	56	41
Penalty	13	8
RUSHING YARDAGE	1464	1229
Yards gained rushing	1657	1395
Yards lost rushing	193	166
Rushing Attempts	333	260
Average Per Rush	4.4	4.7
Average Per Game	209.1	175.6
TDs Rushing	19	10
PASSING YARDAGE	1435	1104
Comp-Att-Int	84-161-4	95-189-8
Average Per Pass	8.9	5.8
Average Per Catch	17.1	11.6
Average Per Game	205.0	157.7
TDs Passing	12	5
TOTAL OFFENSE	2899	2333
Total Plays	494	449
Average Per Play	5.9	5.2
Average Per Game	414.1	333.3
KICK RETURNS: #-Yards	16-368	14-277
PUNT RETURNS: #-Yards	14-121	14-177
INT RETURNS: #-Yards	8-78	4-0
KICK RETURN AVERAGE	23.0	19.8
PUNT RETURN AVERAGE	8.6	12.6
INT RETURN AVERAGE	9.8	0.0
FUMBLES-LOST	13-4	12-8
PENALTIES-Yards	40-338	32-291
Average Per Game	48.3	41.6
PUNTS-Yards	44-2007	51-2065
Average Per Punt	45.6	40.5
Net punt average	41.1	35.4
KICKOFFS-Yards	44-2763	30-1854
Average Per Kick	62.8	61.8
Net kick average	41.2	40.4
TIME OF POSSESSION/Game	33:02	26:58
3RD-DOWN Conversions	33/91	28/98
3rd-Down Pct	36%	29%
4TH-DOWN Conversions	5/9	3/6
4th-Down Pct	56%	50%
SACKS BY-Yards	11-73	15-103
MISC YARDS	0	0
TOUCHDOWNS SCORED	33	16
FIELD GOALS-ATTEMPTS	5-5	7-8
ON-SIDE KICKS	0-1	0-0
RED-ZONE SCORES	(23-26) 88%	(13-16) 81%
RED-ZONE TOUCHDOWNS	(20-26) 77%	(9-16) 56%
PAT-ATTEMPTS	(27-29) 93%	(16-16) 100%
ATTENDANCE	405840	175465
Games/Avg Per Game	4/101460	2/87732
Neutral Site Games		1/71599

Score by Quarters	1st	2nd	3rd	4th	OT	Total
LSU	58	60	54	72	0	244
Opponents	55	34	24	20	0	133

2014 LSU Football
LSU Overall Individual Statistics (as of Oct 12, 2014)
All games

Rushing	gp-gs	att	gain	loss	net	avg	td	lg	avg/g
L. Fournette	7-1	93	515	11	504	5.4	6	40	72.0
Kenny Hilliard	7-5	65	326	2	324	5.0	6	28	46.3
Terrence Magee	7-1	48	222	5	217	4.5	1	23	31.0
Darrel Williams	6-0	39	193	5	188	4.8	3	22	31.3
Brandon Harris	7-1	24	174	30	144	6.0	3	46	20.6
A. Jennings	7-6	50	187	112	75	1.5	0	22	10.7
Miquel James	1-0	2	24	0	24	12.0	0	19	24.0
Trey Quinn	7-4	2	11	0	11	5.5	0	9	1.6
K. Beckwith	7-1	1	5	0	5	5.0	0	5	0.7
Travin Dural	7-7	1	0	5	-5	-5.0	0	0	-0.7
TEAM	7-0	8	0	23	-23	-2.9	0	0	-3.3
Total	7	333	1657	193	1464	4.4	19	46	209.1
Opponents	7	260	1395	166	1229	4.7	10	79	175.6

Passing	gp-gs	effic	comp-att-int	pct	yds	td	lg	avg/g
A. Jennings	7-6	130.48	57-114-3	50.0	928	6	94	132.6
Brandon Harris	7-1	183.56	25-44-1	56.8	452	6	52	64.6
Brad Kragthorpe	1-0	192.40	1-1-0	100.0	11	0	11	11.0
Terrence Magee	7-1	469.60	1-1-0	100.0	44	0	44	6.3
TEAM	7-0	0.00	0-1-0	0.0	0	0	0	0.0
Total	7	146.67	84-161-4	52.2	1435	12	94	205.0
Opponents	7	99.60	95-189-8	50.3	1104	5	74	157.7

Receiving	gp-gs	no.	yds	avg	td	lg	avg/g
Travin Dural	7-7	24	626	26.1	6	94	89.4
Trey Quinn	7-4	14	148	10.6	0	27	21.1
Malachi Dupre	6-2	11	257	23.4	4	52	42.8
John Diarse	7-0	9	165	18.3	1	37	23.6
L. Fournette	7-1	5	86	17.2	0	33	12.3
Darrel Williams	6-0	5	55	11.0	0	25	9.2
Terrence Magee	7-1	5	33	6.6	0	13	4.7
Melvin Jones	6-1	5	22	4.4	1	5	3.7
Kenny Hilliard	7-5	3	25	8.3	0	12	3.6
Travis Dickson	7-0	3	18	6.0	0	7	2.6
Total	7	84	1435	17.1	12	94	205.0
Opponents	7	95	1104	11.6	5	74	157.7

Punt Returns	no.	yds	avg	td	lg
T. White	13	114	8.8	0	30
Trey Quinn	1	7	7.0	0	7
Total	14	121	8.6	0	30
Opponents	14	177	12.6	1	62

Interceptions	no.	yds	avg	td	lg
T. White	2	0	0.0	0	0
R. Jefferson	2	41	20.5	0	23
Ronald Martin	1	8	8.0	0	8
Dwayne Thomas	1	0	0.0	0	0
Jalen Mills	1	0	0.0	0	0
K. Beckwith	1	29	29.0	1	29
Total	8	78	9.8	1	29
Opponents	4	0	0.0	0	0

Kick Returns	no.	yds	avg	td	lg
L. Fournette	16	368	23.0	0	40
Total	16	368	23.0	0	40
Opponents	14	277	19.8	0	32

Fumble Returns	no.	yds	avg	td	lg
Jermauria Rasco	1	4	4.0	0	4
Danielle Hunter	1	25	25.0	1	25
Jalen Mills	1	36	36.0	0	36
Total	3	65	21.7	1	36
Opponents	0	0	0.0	0	0

2014 LSU Football
LSU Overall Individual Statistics (as of Oct 12, 2014)
All games

Scoring	td	fg	PAT				dpx	saf	pts
			kick	rush	rcv	pass			
C. Delahoussaye	-	5-5	27-29	-	-	-	-	-	42
Kenny Hilliard	6	-	-	1-1	-	-	-	-	38
Travin Dural	6	-	-	-	-	-	-	-	36
L. Fournette	6	-	-	-	-	-	-	-	36
Malachi Dupre	4	-	-	-	-	-	-	-	24
Darrel Williams	3	-	-	-	-	-	-	-	18
Brandon Harris	3	-	-	0-1	-	-	-	-	18
John Diarse	1	-	-	-	-	-	-	-	6
Terrence Magee	1	-	-	-	-	-	-	-	6
Danielle Hunter	1	-	-	-	-	-	-	-	6
K. Beckwith	1	-	-	-	-	-	-	-	6
Melvin Jones	1	-	-	-	-	-	-	-	6
Trey Quinn	-	-	-	-	1	-	-	-	2
A. Jennings	-	-	-	0-1	-	1-1	-	-	0
Total	33	5-5	27-29	1-3	1	1-1	-	-	244
Opponents	16	7-8	16-16	-	-	-	-	-	133

Total Offense	g	plays	rush	pass	total	avg/g
A. Jennings	7	164	75	928	1003	143.3
Brandon Harris	7	68	144	452	596	85.1
L. Fournette	7	93	504	0	504	72.0
Kenny Hilliard	7	65	324	0	324	46.3
Terrence Magee	7	49	217	44	261	37.3
Darrel Williams	6	39	188	0	188	31.3
Miquel James	1	2	24	0	24	24.0
Brad Kragthorpe	1	1	0	11	11	11.0
Trey Quinn	7	2	11	0	11	1.6
K. Beckwith	7	1	5	0	5	0.7
Travin Dural	7	1	-5	0	-5	-0.7
TEAM	7	9	-23	0	-23	-3.3
Total	7	494	1464	1435	2899	414.1
Opponents	7	449	1229	1104	2333	333.3

Field Goals	fg	pct.	01-19	20-29	30-39	40-49	50-99	lg	blk
C. Delahoussaye	5-5	100.0	0-0	1-1	2-2	1-1	1-1	50	0

FG Sequence	LSU	Opponents
Wisconsin	(30),(47)	(51)
Sam Houston St.	-	-
ULM	(21)	-
Mississippi St.	(30)	(27),(28)
New Mexico St.	-	40
Auburn	-	(46),(42)
Florida	(50)	(34),(18)

Punting	no.	yds	avg	lg	tb	fc	i20	50+	blk
Jamie Keehn	44	2007	45.6	64	1	16	16	14	0
Total	44	2007	45.6	64	1	16	16	14	0
Opponents	51	2065	40.5	63	7	16	13	9	0

Kickoffs	no.	yds	avg	tb	ob	retn	net	ydln
Trent Domingue	31	1985	64.0	21	1			
Cameron Gamble	12	762	63.5	6	1			
C. Delahoussaye	1	16	16.0	0	1			
Total	44	2763	62.8	27	3	19.8	41.2	23
Opponents	30	1854	61.8	11	0	23.0	40.4	24

Numbers in (parentheses) indicate field goal was made.

2014 LSU Football
LSU Overall Individual Statistics (as of Oct 12, 2014)
All games

<u>All Purpose</u>	<u>g</u>	<u>rush</u>	<u>rcv</u>	<u>pr</u>	<u>kr</u>	<u>ir</u>	<u>total</u>	<u>avg/g</u>
L. Fournette	7	504	86	0	368	0	958	136.9
Travin Dural	7	-5	626	0	0	0	621	88.7
Kenny Hilliard	7	324	25	0	0	0	349	49.9
Malachi Dupre	6	0	257	0	0	0	257	42.8
Terrence Magee	7	217	33	0	0	0	250	35.7
Darrel Williams	6	188	55	0	0	0	243	40.5
Trey Quinn	7	11	148	7	0	0	166	23.7
John Diarse	7	0	165	0	0	0	165	23.6
Brandon Harris	7	144	0	0	0	0	144	20.6
T. White	7	0	0	114	0	0	114	16.3
A. Jennings	7	75	0	0	0	0	75	10.7
R. Jefferson	7	0	0	0	0	41	41	5.9
K. Beckwith	7	5	0	0	0	29	34	4.9
Miquel James	1	24	0	0	0	0	24	24.0
Melvin Jones	6	0	22	0	0	0	22	3.7
Travis Dickson	7	0	18	0	0	0	18	2.6
Ronald Martin	7	0	0	0	0	8	8	1.1
TEAM	7	-23	0	0	0	0	-23	-3.3
Total	7	1464	1435	121	368	78	3466	495.1
Opponents	7	1229	1104	177	277	0	2787	398.1

2014 LSU Football
LSU Overall Defensive Statistics (as of Oct 12, 2014)
All games

##	Defensive Leaders	gp-gs	Tackles				tfl/yds	Sacks		Pass defense			Fumbles		blkd	
			ua	a	tot			no-yds	int-yds	brup	qbh	rcv-yds	ff	kick	saf	
4	Kwon Alexander	6-6	22	24	46	3.5-7	4	.	2	.	.	
94	Danielle Hunter	7-7	20	20	40	6.0-31	1.0-5	.	.	1	.	1-25	1	.	.	
26	Ronald Martin	7-7	15	22	37	.	.	1-8	5	.	.	.	1	.	.	
52	K. Beckwith	7-1	14	18	32	2.0-9	1.0-8	1-29	2	1	.	1-0	.	.	.	
33	Jamal Adams	7-0	13	16	29	0.5-1	.	.	1	
28	Jalen Mills	7-7	14	14	28	1.5-1	.	1-0	3	1	.	1-36	.	.	.	
59	Jermauria Rasco	7-7	11	17	28	3.0-12	2.0-10	.	.	5	.	1-4	.	.	.	
31	D.J. Welter	7-6	5	22	27	1.0-11	1.0-11	.	1	1	.	1-0	1	.	.	
13	Dwayne Thomas	5-0	8	16	24	2.5-11	1.5-10	1-0	1	2	.	1-0	.	.	.	
91	C. LaCouture	7-7	5	17	22	2.5-6	1.5-6	.	2	1	
57	D. Godchaux	7-4	4	16	20	0.5-1	1	.	.	
45	Deion Jones	7-1	7	10	17	2.0-3	.	.	.	1	.	1-0	.	.	.	
40	Duke Riley	7-1	5	11	16	
23	Lamar Louis	6-6	7	9	16	1.0-1	.	.	.	2	
29	R. Jefferson	7-0	7	8	15	1.0-2	.	2-41	1	1	
16	T. White	7-7	10	5	15	2.0-2	.	2-0	3	1	
32	Jalen Collins	7-3	9	6	15	1.0-2	.	.	3	
21	R. Robinson	6-4	7	7	14	.	.	.	1	
46	Tashawn Bower	7-0	2	9	11	1.0-2	.	.	.	1	
98	Deondre Clark	6-0	.	6	6	0.5-0	.	.	.	3	
58	Sione Teuhema	3-0	3	2	5	2.0-19	2.0-19	
95	Quentin Thomas	5-3	1	4	5	
22	Ronnie Feist	4-0	.	4	4	1-0	.	.	.	
99	Greg Gilmore	2-0	1	2	3	0.5-3	0.5-3	
24	Ed Paris	7-0	.	3	3	
97	Frank Herron	3-0	2	1	3	
96	Mickey Johnson	2-0	.	3	3	
92	Lewis Neal	7-0	1	2	3	1.5-4	
54	Justin Maclin	3-0	.	3	3	0.5-1	0.5-1	.	.	1	
90	Maquedius Bain	6-0	1	2	3	.	.	.	1	
18	Terrence Magee	7-1	.	2	2	
39	Russell Gage	2-0	1	1	2	
93	M.J. Patterson	3-0	.	1	1	
34	Darrel Williams	6-0	1	.	1	
15	Malachi Dupre	6-2	1	.	1	
4A	Tommy LeBeau	3-0	.	1	1	
85	Dillon Gordon	7-7	1	.	1	
50	Reid Ferguson	7-0	.	1	1	
35	Devin Voorhies	3-0	.	1	1	
Total		7	198	306	504	36-129	11-73	8-78	24	26	8-65	6	.	.	.	
Opponents		7	214	374	588	37-160	15-103	4-0	22	22	4-0	3	.	.	.	

2014 LSU Football
LSU Team Game-by-Game (as of Oct 12, 2014)
All games

TEAM STATISTICS

Date	Opponent	Rushing				Receiving				Passing				Kick Returns				Punt Returns				tot off
		no.	yds	td	lg	no.	yds	td	lg	cmp-att-int	yds	td	lg	no.	yds	td	lg	no.	yds	td	lg	
Aug 30	vs Wisconsin	47	126	1	28	9	239	2	80	9-21-0	239	2	80	5	117	0	33	3	16	0	9	365
Sep 06	SAM HOUSTON ST.	58	334	4	46	11	250	4	94	11-18-0	250	4	94	1	22	0	22	3	40	0	30	584
Sep 13	ULM	52	219	4	24	12	153	0	32	12-20-1	153	0	32	1	40	0	40	4	31	0	26	372
Sep 20	MISSISSIPPI ST.	36	89	1	20	20	341	2	49	20-36-1	341	2	49	3	60	0	27	0	0	0	0	430
Sep 27	NEW MEXICO ST.	54	363	5	26	14	200	3	33	14-20-2	200	3	33	0	0	0	0	3	24	0	12	563
Oct 04	at Auburn	36	138	1	32	8	142	0	52	8-24-0	142	0	52	2	44	0	24	1	10	0	10	280
Oct 11	at Florida	50	195	3	20	10	110	1	41	10-22-0	110	1	41	4	85	0	25	0	0	0	0	305
Opponents		333	1464	19	46	84	1435	12	94	84-161-4	1435	12	94	16	368	0	40	14	121	0	30	2899
		260	1229	10	79	95	1104	5	74	95-189-8	1104	5	74	14	277	0	32	14	177	1	62	2333

Games played: 7
 Avg per rush: 4.4
 Avg per catch: 17.1
 Pass efficiency: 146.67
 Kick ret avg: 23.0
 Punt ret avg: 8.6
 All purpose avg/game: 495.1
 Total offense avg/gm: 414.1

Date	Opponent	Tackles				Sacks	Fumble		Pass Defense			Blkd	PAT Attempts			saf	pts
		ua	a	total	tfl-yds	no-yds	ff	fr-yds	int-yds	qbh	brup	kick	kick	rush	rcv		
Aug 30	vs Wisconsin	28	32	60	5.0-10	0.0-0	0	0-0	2-8	4	4	0	2-2	0	1	0	28
Sep 06	SAM HOUSTON ST.	25	50	75	10.0-60	7.0-51	1	1-0	2-18	5	1	0	6-7	1	0	0	56
Sep 13	ULM	17	42	59	5.0-11	1.0-5	0	1-0	0-0	4	5	0	4-4	0	0	0	31
Sep 20	MISSISSIPPI ST.	27	70	97	4.0-15	2.0-12	2	2-25	0-0	3	4	0	2-2	0	0	0	29
Sep 27	NEW MEXICO ST.	24	58	82	5.0-16	0.0-0	2	2-36	2-29	4	4	0	9-9	0	0	0	63
Oct 04	at Auburn	46	30	76	2.0-6	1.0-5	0	1-0	0-0	6	4	0	1-1	0	0	0	7
Oct 11	at Florida	31	24	55	5.0-11	0.0-0	1	1-4	2-23	0	2	0	3-4	0	0	0	30
Opponents		198	306	504	36.0-129	11.0-73	6	8-65	8-78	26	24	0	27-29	1	1	0	244
		214	374	588	37.0-160	15.0-103	3	4-0	4-0	22	22	0	16-16	0	0	0	133

Date	Opponent	Punting							Field Goals			Kickoffs						
		no.	yds	avg	long	blkd	tb	fc	50+	i20	md-att	long	blkd	no.	yds	avg	tb	ob
Aug 30	vs Wisconsin	8	340	42.5	64	0	0	3	2	5	2-2	47	0	6	382	63.7	3	1
Sep 06	SAM HOUSTON ST.	4	175	43.8	56	0	0	2	1	3	0-0	0	0	9	579	64.3	5	0
Sep 13	ULM	5	239	47.8	59	0	0	1	3	2	1-1	21	0	6	375	62.5	3	0
Sep 20	MISSISSIPPI ST.	8	409	51.1	62	0	1	3	5	3	1-1	30	0	5	276	55.2	4	1
Sep 27	NEW MEXICO ST.	3	143	47.7	57	0	0	0	1	0	0-0	0	0	10	647	64.7	8	1
Oct 04	at Auburn	8	338	42.2	48	0	0	3	0	1	0-0	0	0	2	129	64.5	1	0
Oct 11	at Florida	8	363	45.4	52	0	0	4	2	2	1-1	50	0	6	375	62.5	3	0
Opponents		44	2007	45.6	64	0	1	16	14	16	5-5	50	0	44	2763	62.8	27	3
		51	2065	40.5	63	0	7	16	9	13	7-8	51	0	30	1854	61.8	11	0

2014 LSU Football
LSU Opponent Game-by-Game (as of Oct 12, 2014)
All games

OPPONENT STATISTICS

Date	Opponent	Rushing				Receiving				Passing				Kick Returns				Punt Returns				tot off
		no.	yds	td	lg	no.	yds	td	lg	cmp	att	int	yds	td	lg	no.	yds	td	lg	no.	yds	
Aug 30	vs Wisconsin	39	268	3	63	8	50	0	14	8-24-2	50	0	14	2	31	0	25	1	-3	0	0	318
Sep 06	SAM HOUSTON ST.	36	50	0	10	9	156	0	48	9-28-2	156	0	48	4	93	0	32	2	2	0	2	206
Sep 13	ULM	18	16	0	6	16	77	0	12	16-30-0	77	0	12	3	51	0	20	2	6	0	6	93
Sep 20	MISSISSIPPI ST.	49	302	2	66	15	268	2	74	15-24-0	268	2	74	0	0	0	0	2	35	0	21	570
Sep 27	NEW MEXICO ST.	37	172	1	79	16	102	0	23	16-33-2	102	0	23	1	21	0	21	2	7	0	5	274
Oct 04	at Auburn	49	298	3	34	17	268	2	56	17-25-0	268	2	56	1	27	0	27	3	15	0	13	566
Oct 11	at Florida	32	123	1	35	14	183	1	73	14-25-2	183	1	73	3	54	0	20	2	115	1	62	306
LSU		260	1229	10	79	95	1104	5	74	95-189-8	1104	5	74	14	277	0	32	14	177	1	62	2333
LSU		333	1464	19	46	84	1435	12	94	84-161-4	1435	12	94	16	368	0	40	14	121	0	30	2899

Games played: 7
 Avg per rush: 4.7
 Avg per catch: 11.6
 Pass efficiency: 99.60
 Kick ret avg: 19.8
 Punt ret avg: 12.6
 All purpose avg/game: 398.1
 Total offense avg/gm: 333.3

Date	Opponent	Tackles				Sacks no-yds	Fumble		Pass Defense			Blkd kick	PAT Attempts				pts	
		ua	a	total	tfl-yds		ff	fr-yds	int-yds	qbh	brup		kick	rush	rcv	saf		
Aug 30	vs Wisconsin	32	52	84	9.0-37	3.0-17	1	1-0	0-0	5	4	0	3-3	0	0	0	0	24
Sep 06	SAM HOUSTON ST.	33	60	93	3.0-9	1.0-4	0	1-0	0-0	0	3	0	0-0	0	0	0	0	0
Sep 13	ULM	28	66	94	4.0-16	2.0-12	0	0-0	1-0	2	1	0	0-0	0	0	0	0	0
Sep 20	MISSISSIPPI ST.	30	48	78	6.0-36	3.0-23	0	0-0	1-0	0	3	0	4-4	0	0	0	34	
Sep 27	NEW MEXICO ST.	30	66	96	1.0-9	1.0-9	2	2-0	2-0	0	0	0	1-1	0	0	0	7	
Oct 04	at Auburn	32	24	56	7.0-16	1.0-5	0	0-0	0-0	10	6	0	5-5	0	0	0	41	
Oct 11	at Florida	29	58	87	7.0-37	4.0-33	0	0-0	0-0	5	5	0	3-3	0	0	0	27	
LSU		214	374	588	37.0-160	15.0-103	3	4-0	4-0	22	22	0	16-16	0	0	0	133	
LSU		198	306	504	36.0-129	11.0-73	6	8-65	8-78	26	24	0	27-29	1	1	0	244	

Date	Opponent	Punting									Field Goals			Kickoffs				
		no.	yds	avg	long	blkd	tb	fc	50+	i20	md-att	long	blkd	no.	yds	avg	tb	ob
Aug 30	vs Wisconsin	8	300	37.5	57	0	0	1	2	1	1-1	51	0	5	314	62.8	0	0
Sep 06	SAM HOUSTON ST.	9	398	44.2	52	0	1	3	1	2	0-0	0	0	1	57	57.0	0	0
Sep 13	ULM	10	402	40.2	56	0	0	1	3	3	0-0	0	0	1	65	65.0	0	0
Sep 20	MISSISSIPPI ST.	6	243	40.5	44	0	1	5	0	2	2-2	28	0	7	450	64.3	4	0
Sep 27	NEW MEXICO ST.	10	381	38.1	54	0	3	3	1	2	0-1	0	0	2	72	36.0	0	0
Oct 04	at Auburn	4	151	37.8	45	0	0	2	0	2	2-2	46	0	8	507	63.4	5	0
Oct 11	at Florida	4	190	47.5	63	0	2	1	2	1	2-2	34	0	6	389	64.8	2	0
LSU		51	2065	40.5	63	0	7	16	9	13	7-8	51	0	30	1854	61.8	11	0
LSU		44	2007	45.6	64	0	1	16	14	16	5-5	50	0	44	2763	62.8	27	3

Player Game-by-Game Statistics

PASSING

Anthony Jennings	Att	Cmp	Int	Yds	TD	Lng
vs. #14 Wisconsin	21	9	0	239	2	80
Sam Houston State	13	7	0	188	3	94
Louisiana-Monroe	18	11	1	139	0	32
Mississippi State	26	13	0	157	0	49
New Mexico State	5	2	2	11	0	7
at #5 Auburn	10	5	0	84	0	40
at Florida	21	10	0	110	1	41
Kentucky						
Ole Miss						
Alabama						
at Arkansas						
at Texas A&M						
TOTALS	114	57	3	928	6	94

Brandon Harris	Att	Cmp	Int	Yds	TD	Lng
vs. #14 Wisconsin	0	0	0	0	0	0
Sam Houston State	5	4	0	62	1	22
Louisiana-Monroe	2	1	0	14	0	14
Mississippi State	9	6	1	140	2	31
New Mexico State	14	11	0	178	3	33
at #5 Auburn	14	3	0	58	0	52
at Florida	DNP					
Kentucky						
Ole Miss						
Alabama						
at Arkansas						
at Texas A&M						
TOTALS	44	25	1	452	6	52

RUSHING

Leonard Fournette	Att	Gn	Ls	Net	TD	Lng
vs. #14 Wisconsin	8	21	3	18	0	5
Sam Houston State	13	92	0	92	1	40
Louisiana-Monroe	10	54	2	52	1	24
Mississippi State	7	38	0	38	0	20
New Mexico State	18	122	0	122	2	17
at #5 Auburn	10	45	3	42	0	10
at Florida	27	143	3	140	2	20
Kentucky						
Ole Miss						
Alabama						
at Arkansas						
at Texas A&M						
TOTALS	93	515	11	504	6	40

Kenny Hilliard	Att	Gn	Ls	Net	TD	Lng
vs. #14 Wisconsin	18	111	1	110	1	28
Sam Houston State	11	55	0	55	1	9
Louisiana-Monroe	12	50	0	50	1	7
Mississippi State	9	31	1	30	1	9
New Mexico State	7	53	0	53	0	26
at #5 Auburn	4	11	0	11	1	6
at Florida	4	15	0	15	1	10
Kentucky						
Ole Miss						
Alabama						
at Arkansas						
at Texas A&M						
TOTALS	65	326	2	324	6	28

Terrence Magee	Att	Gn	Ls	Net	TD	Lng
vs. #14 Wisconsin	6	9	1	8	0	4
Sam Houston State	6	27	0	27	0	7
Louisiana-Monroe	12	45	2	43	0	12
Mississippi State	2	4	0	4	0	2
New Mexico State	8	62	0	62	1	23
at #5 Auburn	8	25	2	23	0	8
at Florida	6	50	0	50	0	15
Kentucky						
Ole Miss						
Alabama						
at Arkansas						
at Texas A&M						
TOTALS	48	222	5	217	1	23

Darrel Williams	Att	Gn	Ls	Net	TD	Lng
vs. #14 Wisconsin	DNP					
Sam Houston State	14	66	1	65	1	17
Louisiana-Monroe	7	37	0	37	2	22
Mississippi State	2	4	0	4	0	4
New Mexico State	10	59	0	59	0	13
at #5 Auburn	4	23	4	19	0	14
at Florida	2	4	0	4	0	4
Kentucky						
Ole Miss						
Alabama						
at Arkansas						
at Texas A&M						
TOTALS	39	193	5	188	3	22

Brandon Harris	Att	Gn	Ls	Net	TD	Lng
vs. #14 Wisconsin	2	0	11	-11	0	0
Sam Houston State	5	62	9	53	1	46
Louisiana-Monroe	2	11	0	11	0	8
Mississippi State	2	19	0	19	0	12
New Mexico State	5	36	0	36	2	21
at #5 Auburn	8	46	10	36	0	32
at Florida	0	0	0	0	0	0
Kentucky						
Ole Miss						
Alabama						
at Arkansas						
at Texas A&M						
TOTALS	24	174	30	144	3	46

Anthony Jennings	Att	Gn	Ls	Net	TD	Lng
vs. #14 Wisconsin	9	19	21	-2	0	7
Sam Houston State	8	52	9	43	0	19
Louisiana-Monroe	7	34	14	20	0	22
Mississippi State	11	29	23	6	0	9
New Mexico State	3	18	9	9	0	9
at #5 Auburn	2	9	2	7	0	9
at Florida	10	26	34	-8	0	13
Kentucky						
Ole Miss						
Alabama						
at Arkansas						
at Texas A&M						
TOTALS	50	187	112	75	0	22

Trey Quinn	Att	Gn	Ls	Net	TD	Lng
vs. #14 Wisconsin	1	2	0	2	0	2
Sam Houston State	0	0	0	0	0	0
Louisiana-Monroe	1	9	0	9	0	9
Mississippi State	0	0	0	0	0	0
New Mexico State	0	0	0	0	0	0
at #5 Auburn	0	0	0	0	0	0
at Florida	0	0	0	0	0	0
Kentucky						
Ole Miss						
Alabama						
at Arkansas						
at Texas A&M						
TOTALS	2	11	0	11	0	9

Player Game-by-Game Statistics

RECEIVING

Travin Dural	Rec	Yds	TD	Lng
vs. #14 Wisconsin	3	151	1	80
Sam Houston State	3	140	3	94
Louisiana-Monroe	6	79	0	32
Mississippi State	6	124	0	49
New Mexico State	3	40	1	22
at #5 Auburn	1	40	0	40
at Florida	2	52	1	41
Kentucky				
Ole Miss				
Alabama				
at Arkansas				
at Texas A&M				
TOTALS	24	626	6	94

Trey Quinn	Rec	Yds	TD	Lng
vs. #14 Wisconsin	1	11	0	11
Sam Houston State	2	26	0	14
Louisiana-Monroe	2	12	0	10
Mississippi State	2	24	0	19
New Mexico State	3	46	0	27
at #5 Auburn	1	-2	0	0
at Florida	3	31	0	13
Kentucky				
Ole Miss				
Alabama				
at Arkansas				
at Texas A&M				
TOTALS	14	148	0	27

Malachi Dupre	Rec	Yds	TD	Lng
vs. #14 Wisconsin	DNP			
Sam Houston State	2	23	1	15
Louisiana-Monroe	0	0	0	0
Mississippi State	4	120	2	44
New Mexico State	3	54	1	27
at #5 Auburn	1	52	0	52
at Florida	1	8	0	8
Kentucky				
Ole Miss				
Alabama				
at Arkansas				
at Texas A&M				
TOTALS	11	257	4	52

John Diarse	Rec	Yds	TD	Lng
vs. #14 Wisconsin	2	48	1	36
Sam Houston State	2	29	0	22
Louisiana-Monroe	2	39	0	23
Mississippi State	0	0	0	0
New Mexico State	1	9	0	9
at #5 Auburn	2	40	0	37
at Florida	0	0	0	0
Kentucky				
Ole Miss				
Alabama				
at Arkansas				
at Texas A&M				
TOTALS	9	165	1	37

Leonard Fournette	Rec	Yds	TD	Lng
vs. #14 Wisconsin	0	0	0	0
Sam Houston State	2	32	0	17
Louisiana-Monroe	1	20	0	20
Mississippi State	1	1	0	1
New Mexico State	1	33	0	33
at #5 Auburn	0	0	0	0
at Florida	0	0	0	0
Kentucky				
Ole Miss				
Alabama				
at Arkansas				
at Texas A&M				
TOTALS	5	86	0	33

Darrel Williams	Rec	Yds	TD	Lng
vs. #14 Wisconsin	0	0	0	0
Sam Houston State	0	0	0	0
Louisiana-Monroe	0	0	0	0
Mississippi State	2	38	0	25
New Mexico State	1	11	0	11
at #5 Auburn	2	6	0	3
at Florida	0	0	0	0
Kentucky				
Ole Miss				
Alabama				
at Arkansas				
at Texas A&M				
TOTALS	5	55	0	25

Terrence Magee	Rec	Yds	TD	Lng
vs. #14 Wisconsin	0	0	0	0
Sam Houston State	0	0	0	0
Louisiana-Monroe	0	0	0	0
Mississippi State	4	29	0	13
New Mexico State	1	4	0	4
at #5 Auburn	0	0	0	0
at Florida	0	0	0	0
Kentucky				
Ole Miss				
Alabama				
at Arkansas				
at Texas A&M				
TOTALS	5	33	0	13

Melvin Jones	Rec	Yds	TD	Lng
vs. #14 Wisconsin	0	0	0	0
Sam Houston State	0	0	0	0
Louisiana-Monroe	0	0	0	0
Mississippi State	0	0	0	0
New Mexico State	1	3	1	3
at #5 Auburn	0	0	0	0
at Florida	4	19	0	5
Kentucky				
Ole Miss				
Alabama				
at Arkansas				
at Texas A&M				
TOTALS	5	22	1	5

Kenny Hilliard	Rec	Yds	TD	Lng
vs. #14 Wisconsin	2	22	0	12
Sam Houston State	0	0	0	0
Louisiana-Monroe	1	3	0	3
Mississippi State	0	0	0	0
New Mexico State	0	0	0	0
at #5 Auburn	0	0	0	0
at Florida	0	0	0	0
Kentucky				
Ole Miss				
Alabama				
at Arkansas				
at Texas A&M				
TOTALS	3	25	0	12

Travis Dickson	Rec	Yds	TD	Lng
vs. #14 Wisconsin	1	7	0	7
Sam Houston State	0	0	0	0
Louisiana-Monroe	0	0	0	0
Mississippi State	1	5	0	5
New Mexico State	0	0	0	0
at #5 Auburn	1	6	0	6
at Florida	0	0	0	0
Kentucky				
Ole Miss				
Alabama				
at Arkansas				
at Texas A&M				
TOTALS	3	18	0	7

Player Game-by-Game Statistics

RETURN YARDAGE

	Kickoff Returns			Punt Returns		
	No.	Yds	Lng	No.	Yds	Lng
Leonard Fournette						
vs. #14 Wisconsin	5	117	33	0	0	0
Sam Houston State	1	22	22	0	0	0
Louisiana-Monroe	1	40	40	0	0	0
Mississippi State	3	60	27	0	0	0
New Mexico State	0	0	0	0	0	0
at #5 Auburn	2	44	24	0	0	0
at Florida	4	85	25	0	0	0
Kentucky						
Ole Miss						
Alabama						
at Arkansas						
at Texas A&M						
TOTALS	16	368	40	0	0	0

	Kickoff Returns			Punt Returns		
	No.	Yds	Lng	No.	Yds	Lng
Tre'Davious White						
vs. #14 Wisconsin	0	0	0	3	16	9
Sam Houston State	0	0	0	3	40	30
Louisiana-Monroe	0	0	0	4	31	26
Mississippi State	0	0	0	0	0	0
New Mexico State	0	0	0	2	17	12
at #5 Auburn	0	0	0	1	10	10
at Florida	0	0	0	0	0	0
Kentucky						
Ole Miss						
Alabama						
at Arkansas						
at Texas A&M						
TOTALS	0	0	0	13	114	30

	Kickoff Returns			Punt Returns		
	No.	Yds	Lng	No.	Yds	Lng
Trey Quinn						
vs. #14 Wisconsin	0	0	0	0	0	0
Sam Houston State	0	0	0	0	0	0
Louisiana-Monroe	0	0	0	0	0	0
Mississippi State	0	0	0	0	0	0
New Mexico State	0	0	0	1	7	7
at #5 Auburn	0	0	0	0	0	0
at Florida						
Kentucky						
Ole Miss						
Alabama						
at Arkansas						
at Texas A&M						
TOTALS	0	0	0	1	7	7

PUNTING

	No.	Yds	Avg	Lng	I-20
Jamie Keehn					
vs. #14 Wisconsin	8	340	42.5	64	5
Sam Houston State	4	175	43.8	56	3
Louisiana-Monroe	5	239	47.8	59	2
Mississippi State	8	409	51.1	62	3
New Mexico State	3	143	47.7	57	0
at #5 Auburn	8	338	42.2	48	1
at Florida	8	363	45.4	52	2
Kentucky					
Ole Miss					
Alabama					
at Arkansas					
at Texas A&M					
TOTALS	44	2007	45.6	64	16

FIELD GOALS

	Made	Missed
Colby Delahoussaye		
vs. #14 Wisconsin	30, 47	
Sam Houston State	--	
Louisiana-Monroe	21	
Mississippi State	30	
New Mexico State	--	
at #5 Auburn	--	
at Florida	50	
Kentucky		
Ole Miss		
Alabama		
at Arkansas		
at Texas A&M		
TOTALS	5/5	

PLAYER DEFENSIVE GAME-BY-GAME STATISTICS

Tackles (UT-AT-TOT)	vs. WISC	SHST	ULM	MSU	NMST	at AU	at UF	UK	UM	BAMA	at ARK	at A&M	TOTALS
Kwon Alexander	5-3-8	0-1-1	DNP	4-9-13	3-5-8	3-3-6	7-3-10						22-24-46
Danielle Hunter	4-3-7	3-4-7	0-1-1	2-4-6	2-2-4	7-5-12	2-1-3						20-20-40
Ronald Martin	1-4-5	1-1-2	2-1-3	4-9-13	3-3-6	2-2-4	2-2-4						15-22-37
Kendell Beckwith	0-1-1	2-5-7	0-2-2	2-4-6	2-2-4	5-1-6	3-3-6						14-18-32
Jamal Adams	-	1-4-5	2-2-4	1-3-4	0-5-5	5-2-7	4-0-4						13-16-29
Jalen Mills	2-2-4	2-0-2	1-1-2	1-6-7	2-2-4	5-2-7	1-1-2						14-14-28
Jermauria Rasco	2-3-5	1-1-2	1-2-3	1-5-6	1-2-3	2-2-4	3-2-5						11-17-28
D.J. Welter	1-4-5	1-3-4	0-2-2	1-5-6	2-6-8	0-1-1	0-1-1						5-22-27
Dwayne Thomas	1-4-5	2-5-7	2-2-4	2-4-6	1-1-2	DNP	DNP						8-16-24
Christian LaCouture	1-2-3	0-2-2	0-2-2	1-3-4	0-2-2	3-3-6	0-3-3						5-17-22
Davon Godchaux	0-1-1	1-2-3	0-3-3	1-2-3	1-3-4	0-1-1	1-4-5						4-16-20
Deion Jones	2-0-2	2-3-5	0-2-2	0-2-2	0-2-2	1-0-1	2-1-3						7-10-17
Lamar Louis	1-1-2	0-1-1	DNP	1-0-1	1-2-3	4-5-9	-						7-9-16
Duke Riley	2-0-2	-	1-7-8	1-1-2	0-3-3	1-0-1	-						5-11-16
Jalen Collins	4-2-6	2-0-2	1-2-3	1-2-3	-	-	1-0-1						9-6-15
Rickey Jefferson	-	0-1-1	2-3-5	1-1-2	1-1-2	2-2-4	1-0-1						7-8-15
Tre'Davious White	2-1-3	1-1-2	3-1-4	1-1-2	1-1-2	1-0-1	1-0-1						10-5-15
Rashard Robinson	DNP	1-0-1	0-2-2	0-3-3	2-0-2	2-1-3	2-1-3						7-7-14
Tashawn Bower	-	-	0-2-2	1-2-3	0-5-5	-	1-0-1						2-9-11
Deondre Clark	-	0-2-2	0-2-2	-	0-2-2	-	DNP						0-6-6
Sione Teuhema	DNP	2-2-4	1-0-1	DNP	-	DNP	DNP						3-2-5
Quentin Thomas	0-1-1	0-1-1	1-0-1	0-2-2	DNP	DNP	-						1-4-5
Ronnie Feist	DNP	0-2-2	0-2-2	DNP	-	DNP	-						0-4-4
Maquedius Bain	DNP	-	-	-	0-2-2	1-0-1	-						1-2-3
Greg Gilmore	DNP	0-1-1	DNP	DNP	1-1-2	DNP	DNP						1-2-3
Frank Herron	DNP	0-1-1	-	DNP	DNP	2-0-2	DNP						2-1-3
Mickey Johnson	DNP	0-1-1	DNP	DNP	0-2-2	DNP	DNP						0-3-3
Justin Maclin	DNP	0-2-2	-	DNP	0-1-1	DNP	DNP						0-3-3
Lewis Neal	-	1-0-1	-	0-2-2	-	-	-						1-2-3
Ed Paris	-	0-1-1	-	-	0-1-1	-	0-1-1						0-3-3
Russell Gage	DNP	1-1-2	DNP	DNP	-	DNP	DNP						1-1-2
Terrence Magee	-	0-1-1	-	-	0-1-1	-	-						0-2-2
Malachi Dupre	-	-	-	-	1-0-1	-	-						1-0-1
Reid Ferguson	-	-	0-1-1	-	-	-	-						0-1-1
Dillon Gordon	-	-	-	1-0-1	-	-	-						1-0-1
Tommy LeBeau							0-1-1						1-0-1
M.J. Patterson	DNP	-	-	DNP	0-1-1	DNP	DNP						0-1-1
Devin Voorhies	DNP	0-1-1	-	DNP	-	DNP	DNP						0-1-1
Darrel Williams	DNP	1-0-1	-	-	-	-	-						1-0-1
TFL-Yards	vs. WISC	SHST	ULM	MSU	NMST	at AU	at UF	UK	UM	BAMA	at ARK	at A&M	TOTALS
Danielle Hunter	1.0-5	1.5-6	-	1.0-5	1.0-12	0.5-1	1.0-2						6.0-31
Kwon Alexander	2.0-2	-	DNP	-	-	-	1.5-5						3.5-7
Jermauria Rasco	0.5-1	1.0-5	1.0-5	-	-	-	0.5-1						3.0-12
Christian LaCouture	-	0.5-1	0.5-0	-	-	1.5-5	-						2.5-6
Dwayne Thomas	0.5-1	1.0-3	-	1.0-7	-	DNP	DNP						2.5-11
Kendell Beckwith	-	1.0-8	-	1.0-1	-	-	-						2.0-9
Deion Jones	-	-	0.5-1	-	0.5-1	-	1.0-1						2.0-3
Sione Teuhema	DNP	2.0-19	-	DNP	-	DNP	DNP						2.0-19
Tre'Davious White	-	-	1.0-1	-	1.0-1	-	-						2.0-2
Jalen Mills	1.0-1	-	-	-	0.5-0	-	-						1.5-1
Lewis Neal	-	1.0-3	-	0.5-1	-	-	-						1.5-4
Tashawn Bower	-	-	0.5-1	-	0.5-1	-	-						1.0-2
Jalen Collins	-	-	1.0-2	-	-	-	-						1.0-2
Rickey Jefferson							1.0-2						1.0-2
Lamar Louis	-	-	DNP	-	1.0-1	-	-						1.0-1
D.J. Welter	-	1.0-11	-	-	-	-	-						1.0-11
Jamal Adams	-	-	-	0.5-1	-	-	-						0.5-1
Deondre Clark	-	-	-	-	0.5-0	-	DNP						0.5-0
Greg Gilmore	DNP	0.5-3	DNP	DNP	-	DNP	DNP						0.5-3
Davon Godchaux	-	-	0.5-1	-	-	-	-						0.5-1
Justin Maclin	DNP	0.5-1	-	DNP	-	DNP	DNP						0.5-1
Sacks-Yards	vs. WISC	SHST	ULM	MSU	NMST	at AU	at UF	UK	UM	BAMA	at ARK	at A&M	TOTALS
Jermauria Rasco	-	1.0-5	1.0-5	-	-	-	-						2.0-10
Sione Teuhema	DNP	2.0-19	-	DNP	-	DNP	DNP						2.0-19
Christian LaCouture	-	0.5-1	-	-	-	1.0-5	-						1.5-6
Dwayne Thomas	-	0.5-3	-	1.0-7	-	DNP	DNP						1.5-10
Kendell Beckwith	-	1.0-8	-	-	-	-	-						1.0-8
Danielle Hunter	-	-	-	1.0-5	-	-	-						1.0-5
D.J. Welter	-	1.0-11	-	-	-	-	-						1.0-11
Greg Gilmore	DNP	0.5-3	DNP	DNP	-	DNP	DNP						0.5-3
Justin Maclin	DNP	0.5-1	-	DNP	-	DNP	DNP						0.5-1

SPECIAL TEAMS TACKLES

Player	vs. WISC	SHST	ULM	MSU	NMST	at AU	at UF	UK	UM	BAMA	at ARK	at A&M	TOTALS
Jamal Adams	-	1-2-3	0-1-1	1-0-1	1-0-1	0-1-1	-						3-4-7
Duke Riley	1-0-1	1-0-1	0-2-2	-	0-1-1	1-0-1	-						3-3-6
Deion Jones	-	-	-	-	0-1-1	1-0-1	1-0-1						2-1-3
Kendell Beckwith	-	-	1-0-1	-	-	-	1-0-1						2-0-2
Jalen Collins	0-1-1	-	-	-	-	-	1-0-1						1-1-2
Rickey Jefferson	-	-	1-1-2	-	-	-	-						1-1-2
Lamar Louis	-	0-1-1	DNP	-	-	1-0-1	-						1-1-2
Terrence Magee	-	0-1-1	-	-	1-0-1	-	-						1-1-2
Ed Paris	-	-	-	-	0-1-1	-	0-1-1						0-2-2
Dwayne Thomas	0-1-1	-	1-0-1	-	-	DNP	DNP						1-1-2
Tre'Davious White	-	-	0-1-1	-	-	0-1-1	-						0-2-2
Reid Ferguson	-	-	1-0-1	-	-	-	-						1-0-1
Russell Gage	DNP	1-0-1	DNP	DNP	-	DNP	DNP						1-0-1
Dillon Gordon	-	-	-	1-0-1	-	-	-						1-0-1
Danielle Hunter	1-0-1	-	-	-	-	-	-						1-0-1
Tommy LeBeau	DNP	-	DNP	DNP	-	-	0-1-1						0-1-1
Darrel Williams	DNP	1-0-1	-	-	-	-	-						1-0-1

OFFENSIVE LINE SNAPS PLAYED

Player	vs. WISC	SHST	ULM	MSU	NMST	at AU	at UF	UK	UM	BAMA	at ARK	at A&M	TOTALS
La'el Collins	67	55	66	75	47	62	73						445
Jerald Hawkins	63	55	63	75	45	62	73						436
Vadal Alexander	67	37	63	75	47	62	73						424
Ethan Pocic	67	38	DNP	58	47	62	73						345
Elliott Porter	DNP	DNP	66	75	45	62	73						321
Hoko Fanaika	67	34	59	17	28	-	-						205
Evan Washington	4	61	22	DNP	6	DNP	DNP						93
Andy Dodd	DNP	39	9	DNP	26	DNP	DNP						74
K.J. Malone	DNP	22	9	DNP	26	DNP	DNP						57
Jonah Austin	DNP	22	9	DNP	20	DNP	-						51
Josh Boutte	-	22	9	-	16	-	-						47

OFFENSIVE LINE KNOCKDOWNS

Player	vs. WISC	SHST	ULM	MSU	NMST	at AU	at UF	UK	UM	BAMA	at ARK	at A&M	TOTALS
La'el Collins	5	11.5	8	7	8	5	6						50.5
Vadal Alexander	5	3.5	7.5	4.5	5	7	11						43.5
Ethan Pocic	6	2	DNP	5	11	4	9						37
Jerald Hawkins	3	4	3	5	7	2	2						26
Elliott Porter	DNP	DNP	4	2	7	5	5						23
Hoko Fanaika	4	4	5	-	2	-	-						15
Josh Boutte	-	2	1	-	3	-	-						6
K.J. Malone	DNP	1	-	DNP	4	DNP	DNP						5
Evan Washington	-	3	2	DNP	-	DNP	DNP						5
Jonah Austin	DNP	1	-	DNP	3	DNP	-						4
Andy Dodd	DNP	1	-	DNP	1	DNP	DNP						2

Game 1

#14 Wisconsin

24

#13 LSU

28

Aug. 30, 2014
NRG Stadium
Houston, Texas
71,599

F

LSU

RUSHING	Att.	Gain	Lost	Net	TD	Long
Kenny Hilliard	18	111	1	110	1	28
Leonard Fournette	8	21	3	18	0	5
Terrence Magee	6	9	1	8	0	4
Kendell Beckwith	1	5	0	5	0	5
Trey Quinn	1	2	0	2	0	2
Anthony Jennings	9	19	21	-2	0	7
TEAM	2	0	4	-4	0	0
Brandon Harris	2	0	11	-11	0	0

PASSING	Att.	Comp	Int	Yds	TD	Long	Sacks
Anthony Jennings	21	9	0	239	2	80	2
Brandon Harris	0	0	0	0	0	0	1

RECEIVING	No.	Yds.	TD	Long
Travin Dural	3	151	1	80
John Diarse	2	48	1	36
Kenny Hilliard	2	22	0	12
Trey Quinn	1	11	0	11
Travis Dickson	1	7	0	7

PUNTING	No.	Yds.	Avg.	Long	I20
Jamie Keehn	8	340	42.5	64	5

FIELD GOALS	Att.	Made	Long	KICKS
Colby Delahoussaye	2	2	47	Made: 30, 47

ALL RETURNS	Punts			Kickoffs			Interceptions		
	No.	Yds.	Lg.	No.	Yds.	Lg.	No.	Yds.	Lg.
Tre'Davious White	3	16	9	0	0	0	0	0	0
Ronald Martin	0	0	0	0	0	0	1	8	8
Jalen Mills	0	0	0	0	0	0	1	0	0
Leonard Fournette	0	0	0	5	117	33	0	0	0

Wisconsin

RUSHING	Att.	Gain	Lost	Net	TD	Long
Melvin Gordon	16	144	4	140	1	63
Corey Clement	15	46	1	45	1	7
Reggie Love	1	45	0	45	1	45
Tanner McEvoy	6	42	2	40	0	22
TEAM	1	0	2	-2	0	0

PASSING	Att.	Comp	Int.	Yds.	TD	Long	Sacks
Tanner McEvoy	24	8	2	50	0	14	0

RECEIVING	No.	Yds.	TD	Long
Alex Erickson	3	33	0	14
Austin Traylor	1	9	0	9
Jordan Fredrick	1	6	0	6
Sam Arneson	1	5	0	5
Reggie Love	1	2	0	2
Kyle Costigan	1	-5	0	0

PUNTING	No.	Yds.	Avg.	Long	I20
Drew Meyer	8	300	37.5	57	1

FIELD GOALS	Att.	Made	Long	KICKS
Rafael Gaglianone	1	1	51	Made: 51

ALL RETURNS	Punts			Kickoffs			Interceptions		
	No.	Yds.	Lg.	No.	Yds.	Lg.	No.	Yds.	Lg.
Kenzel Doe	1	-3	0	2	31	25	0	0	0

Hilliard Along with Fake Punt Helps LSU Rally Past No. 14 Wisconsin, 28-24

Kenny Hilliard, with his powerful running, helped ignite a second-half rally that helped 13th-ranked LSU erase a 24-7 deficit as the Tigers posted one of the biggest comebacks in school history in the 28-24 win over 14th-ranked Wisconsin in the Advocare Texas Kickoff in Houston. Hilliard rushed for 110 yards and scored the game-winning touchdown on a 28-yard run in the fourth quarter. Wisconsin led 17-7 at halftime and then stretched the lead to 24-7 on the opening possession of the third quarter. The Badgers appeared to have the game in hand, stuffing LSU on its first possession of the second half, forcing the Tigers punt. Instead, LSU faked the punt and extended the drive that ultimately led to a 30-yard field goal **Colby Delahoussaye**, pulling the Tigers to within 24-10. The fake punt served as a momentum boost for LSU as from that point on the LSU defense held Wisconsin to only 32 total yards and forced two turnovers on the Badgers' final five possessions of the game. Meanwhile, the LSU offense got on track, scoring on four straight possessions to erase the 17-point deficit. Another Delahoussaye field goal pulled LSU to within 24-13 late in the third quarter before **Anthony Jennings** connected with **John Diarse** on a 36-yard TD and, along with a two-point conversion, got the Tigers within a field goal at 24-21. LSU took the lead for good on its next possession after a **Jalen Mills** interception set up the Tigers at their own 47-yard line. Hilliard ran for 17, 8 and then 28 yards on three straight plays to score the go-ahead TD with 9:41 to go in the contest. A **Ronald Martin** interception ended Wisconsin's next drive and then the Tigers forced the Badgers to a three-and-out on their final possession of the game, allowing LSU to run out the clock. Jennings connected on 9-of-21 passes for 239 yards and a pair of TDs in his second career start. **Travin Dural** led all receivers with three catches for 151 yards, including an 80-yard TD in the first quarter. LB **Kwon Alexander** (8 tackles, 2 TFL) and DE **Danielle Hunter** (7 tackles, 1.0 TFL) led the LSU defense as the Tigers won their 12th straight season opener and won a non-conference regular-season contest for the 46th consecutive time dating back to the 2002 season.

Scoring

	1	2	3	4	F
Wisconsin	10	7	7	0	- 24
LSU	7	0	6	15	- 28

WIS	9:05	1Q	Love 45 yd run (Gaglianone Kick)
WIS	5:07	1Q	Gaglianone 51 yd fg
LSU	4:47	1Q	Dural 80 yd pass from Jennings (Delahoussaye Kick)
WIS	7:36	2Q	Gordon 14 yd run (Gaglianone Kick)
WIS	12:24	3Q	Clement 2 yd run (Gaglianone Kick)
LSU	7:41	3Q	Delahoussaye 30 yd fg
LSU	2:11	3Q	Delahoussaye 47 yd fg
LSU	12:08	4Q	Diarse 36 yd pass from Jennings (Quinn pass from Jennings)
LSU	9:41	4Q	Hilliard 28 yd run (Delahoussaye Kick)

Team Stats

	WISC	LSU
FIRST DOWNS	14	17
RUSHING	10	8
PASSING	3	8
PENALTY	1	1
RUSHING ATTEMPTS	39	47
YARDS GAINED RUSHING	277	167
YARDS LOST RUSHING	9	41
NET YARDS RUSHING	268	126
NET YARDS PASSING	50	239
PASSES ATTEMPTED	24	21
PASSES COMPLETED	8	9
HAD INTERCEPTED	2	0
TOTAL OFFENSIVE PLAYS	63	68
TOTAL NET YARDS	318	365
AVERAGE GAIN PER PLAY	5.0	5.4
FUMBLES/LOST	1/0	2/1
PENALTIES/YARDS	3/26	7/50
INTERCEPTIONS/YARDS	0/0	2/8
PUNTS/YARDS	8/300	8/340
AVERAGE PER PUNT	37.5	42.5
PUNT RETURNS/YARDS	1/-3	3/16
KICKOFF RETURNS/YARDS	2/31	5/117
POSSESSION TIME	28:14	31:46
THIRD-DOWN CONVERSIONS	4/15	6/17
FOURTH-DOWN CONVERSIONS	1/1	1/1
SACKS BY	3/17	0/0

Game 2

Sam Houston State 0
#12 LSU 56

Sept. 6, 2014
Tiger Stadium
Baton Rouge, La.
100,338

F

LSU

RUSHING	Att.	Gain	Lost	Net	TD	Long
Leonard Fournette	13	92	0	92	1	40
Darrel Williams	14	66	1	65	1	17
Kenny Hilliard	11	55	0	55	1	9
Brandon Harris	5	62	9	53	1	46
Anthony Jennings	8	52	9	43	0	19
Terrence Magee	6	27	0	27	0	7
TEAM	1	0	1	-1	0	0

PASSING	Att.	Comp	Int	Yds	TD	Long	Sacks
Anthony Jennings	13	7	0	188	3	94	0
Brandon Harris	5	4	0	62	1	22	1

RECEIVING	No.	Yds.	TD	Long
Travin Dural	3	140	3	94
Leonard Fournette	2	32	0	17
John Diarse	2	29	0	22
Trey Quinn	2	26	0	14
Malachi Dupre	2	23	1	15

PUNTING	No.	Yds.	Avg.	Long	I20
Jamie Keehn	4	175	43.8	56	3

FIELD GOALS	Att.	Made	Long	KICKS
None				

ALL RETURNS	Punts			Kickoffs			Intercepted		
	No.	Yds.	Lg.	No.	Yds.	Lg.	No.	Yds.	Lg.
Tre'Davious White	3	40	30	0	0	0	0	0	0
Leonard Fournette	0	0	0	1	22	22	0	0	0
Rickey Jefferson	0	0	0	0	0	0	1	18	18
Dwayne Thomas	0	0	0	0	0	0	1	0	0

Sam Houston State

RUSHING	Att.	Gain	Lost	Net	TD	Long
Donavan Williams	9	29	0	29	0	7
Ridgeway Frank	3	18	1	17	0	9
Jalen Overstreet	5	17	0	17	0	9
Jared Johnson	10	35	18	17	0	10
Keshawn Hill	5	11	8	3	0	5
Don King III	4	0	33	-33	0	0

PASSING	Att.	Comp	Int.	Yds.	TD	Long	Sacks
Jared Johnson	25	8	2	142	0	48	3
Don King III	3	1	0	14	0	14	4

RECEIVING	No.	Yds.	TD	Long
Yedidiah Louis	4	102	0	48
Keshawn Hill	3	24	0	11
LaDarius Brown	1	16	0	16
Rickey Smith	1	14	0	14

PUNTING	No.	Yds.	Avg.	Long	I20
Lachlan Edwards	9	398	44.2	52	2

FIELD GOALS	Att.	Made	Long	KICKS
None				

ALL RETURNS	Punts			Kickoffs			Intercepted		
	No.	Yds.	Lg.	No.	Yds.	Lg.	No.	Yds.	Lg.
Trenier Orr	2	2	2	0	0	0	0	0	0
Keshawn Hill	0	0	0	3	79	32	0	0	0
Ridgeway Frank	0	0	0	1	14	14	0	0	0

Big Plays Help LSU To 56-0 Win Over Sam Houston State

Travin Dural scored three touchdowns, including a school-record 94-yard reception on the first offensive play of the game for LSU as the 12th-ranked Tigers pitched their first shutout since 2010 with a 56-0 win over Sam Houston State. LSU had little trouble with the Bearkats, limiting Sam Houston State to just 14 first downs and 206 total yards of offense. Sam Houston State came into the game averaging over 600 yards and 43 points a game. LSU scored touchdowns on its first five possessions of the game, building a 35-0 lead at halftime. Dural scored on a 28-yard TD reception from **Anthony Jennings** on LSU's second possession, then freshman **Leonard Fournette** scored his first career TD on a 4-yard run to give the Tigers a 20-0 first quarter advantage. Dural's third TD reception came early in the second quarter on an 18-yard pass from Jennings, running the score to 27-0. Rookie quarterback **Brandon Harris** scampered 46 yards for a TD midway through the second quarter to extend the advantage to 35-0. Four true freshmen scored TDs for LSU as **Darrel Williams** and **Malachi Dupre** each found the endzone in the second half. For the game, LSU racked up 584 total yards of offense with 334 yards coming on the ground. Fournette led LSU with 92 yards and a TD on 13 carries, while Williams added 65 yards and a score, and **Kenny Hilliard** had 55 yards and a touchdown. Jennings connected on 7-of-13 passes for 188 yards and 3 TDs, while Harris came off the bench to complete 4-of-5 passes for 62 yards and a score. Dural led LSU with three catches for 140 yard and three TDs. **Danielle Hunter**, **Kendell Beckwith** and **Dwayne Thomas** all had seven tackles for the Tiger defense, while **Rickey Jefferson** and Thomas each intercepted passes as LSU ran its home winning streak to 10 straight. Nine of Sam Houston's 14 possessions ended with a punt and three were stopped with a turnover, including the Jefferson interception that halted a drive at the LSU 5-yard line.

Scoring

	1	2	3	4	F
Sam Houston	0	0	0	0	- 0
LSU	20	15	7	14	- 56

LSU	13:32	1Q	Dural 94 yd pass from Jennings (Delahoussaye kick failed)
LSU	10:23	1Q	Dural 28 yd pass from Jennings (Delahoussaye kick)
LSU	3:56	1Q	Fournette 4 yd run (Delahoussaye kick)
LSU	13:28	2Q	Dural 18 yd pass from Jennings (Delahoussaye kick)
LSU	8:15	2Q	Harris 46 yd run (Hilliard rush)
LSU	7:11	3Q	Williams 1 yd run (Delahoussaye kick)
LSU	13:08	4Q	Dupre 8 yd pass from Harris (Delahoussaye kick)
LSU	10:25	4Q	Hilliard 2 yd run (Delahoussaye kick)

Team Stats

	SHST	LSU
FIRST DOWNS	14	27
RUSHING	5	15
PASSING	6	10
PENALTY	3	2
RUSHING ATTEMPTS	36	58
YARDS GAINED RUSHING	110	354
YARDS LOST RUSHING	60	20
NET YARDS RUSHING	50	334
NET YARDS PASSING	156	250
PASSES ATTEMPTED	28	18
PASSES COMPLETED	9	11
HAD INTERCEPTED	2	0
TOTAL OFFENSIVE PLAYS	64	76
TOTAL NET YARDS	206	584
AVERAGE GAIN PER PLAY	3.2	7.7
FUMBLES/LOST	1/1	4/1
PENALTIES/YARDS	2/30	6/60
INTERCEPTIONS/YARDS	0/0	2/18
PUNTS/YARDS	9/398	4/175
AVERAGE PER PUNT	44.2	43.8
PUNT RETURNS/YARDS	2/2	3/40
KICKOFF RETURNS/YARDS	4/93	1/22
POSSESSION TIME	24:57	35:03
THIRD-DOWN CONVERSIONS	3/14	8/12
FOURTH-DOWN CONVERSIONS	0/2	0/0
SACKS BY	1/4	7/51

Game 3

ULM
#10 LSU

0
31

Sept. 13, 2014
Tiger Stadium
Baton Rouge, La.
101,194

F

LSU

RUSHING	Att.	Gain	Lost	Net	TD	Long
Leonard Fournette	10	54	2	52	1	24
Kenny Hilliard	12	50	0	50	1	7
Terrence Magee	12	45	2	43	0	12
Darrel Williams	7	37	0	37	2	22
Anthony Jennings	7	34	14	20	0	22
Brandon Harris	2	11	0	11	0	8
Trey Quinn	1	9	0	9	0	9
TEAM	1	0	3	-3	0	0

PASSING	Att.	Comp	Int	Yds	TD	Long	Sacks
Anthony Jennings	18	11	1	139	0	32	2
Brandon Harris	2	1	0	14	0	14	0

RECEIVING	No.	Yds.	TD	Long
Travin Dural	6	79	0	32
John Diarse	2	39	0	23
Trey Quinn	2	12	0	10
Leonard Fournette	1	20	0	20
Kenny Hilliard	1	3	0	3

PUNTING	No.	Yds.	Avg.	Long	I20
Jamie Keehn	5	239	47.8	59	2

FIELD GOALS	Att.	Made	Long	KICKS
Colby Delahoussaye	1	1	21	Made: 21

ALL RETURNS	Punts			Kickoffs			Intercepted		
	No.	Yds.	Lg.	No.	Yds.	Lg.	No.	Yds.	Lg.
Tre'Davious White	4	31	26	0	0	0	0	0	0
Leonard Fournette	0	0	0	1	40	40	0	0	0

ULM

RUSHING	Att.	Gain	Lost	Net	TD	Long
Centarius Donald	10	24	0	24	0	6
Tyler Cain	4	2	4	-2	0	2
Pete Thomas	4	2	8	-6	0	2

PASSING	Att.	Comp	Int.	Yds.	TD	Long	Sacks
Pete Thomas	30	16	0	77	0	12	1

RECEIVING	No.	Yds.	TD	Long
Rashon Ceaser	6	35	0	10
Harley Scioneaux	3	15	0	8
Centarius Donald	2	9	0	5
Tyler Cain	2	-1	0	0
Kenzee Jackson	1	12	0	12
Ajalen Holley	1	5	0	5
Alec Osborne	1	2	0	2

PUNTING	No.	Yds.	Avg.	Long	I20
Justin Manton	10	402	40.2	56	3

FIELD GOALS	Att.	Made	Long	KICKS
None				

ALL RETURNS	Punts			Kickoffs			Intercepted		
	No.	Yds.	Lg.	No.	Yds.	Lg.	No.	Yds.	Lg.
Rashon Ceaser	2	6	6	0	0	0	0	0	0
Tyler Cain	0	0	0	2	31	17	0	0	0
Kaylon Watson	0	0	0	1	20	20	0	0	0
Mitch Lane	0	0	0	0	0	0	1	0	0

LSU "D" Dominant in 31-0 Win Over ULM

LSU's defense extended its scoreless streak to nine straight quarters and 31 consecutive possessions as the Tigers rolled to a 31-0 win over ULM. The win was the 48th straight for LSU in non-conference regular season games and the 400th overall in Tiger Stadium for the Tigers. The shutout was the second straight for LSU, the first time the Tigers have pitched back-to-back shutouts since 1985. It was also the sixth straight win overall and the 11th consecutive victory in Tiger Stadium for LSU. Since falling behind to Wisconsin 24-7 in the third quarter of the season opener, LSU has now outscored its opponents 108-0. LSU limited the Warhawks to just six first downs and 93 yards of total offense (16 rushing, 77 passing). The Tigers got all the points they would need late in the first quarter when **Colby Delahoussaye** kicked a 21-yard field goal for a 3-0 LSU advantage. **Darrel Williams** scored on a 22-yard run on LSU's next possession for a 10-0 lead early in the second quarter. The score remained that way until midway through the third quarter when Williams scored on a 1-yard run, extending the margin to 17-0. **Leonard Fournette** and **Kenny Hilliard** added rushing TDs in the second half to cap the scoring for the Tigers. Fournette led LSU with 52 yards rushing, while Hilliard added 50 yards and **Terrence Magee** 40 yards for the Tigers, which finished with 219 yards and 4 TDs on the ground. **Anthony Jennings** connected on 11-of-18 passes for 139 yards with **Travin Dural** being his top target with six catches for 79 yards. **Duke Riley**, in his first career start, led the LSU defense with 8 tackles.

Scoring

	1	2	3	4	F
ULM	0	0	0	0	- 0
LSU	3	7	14	7	- 31

LSU	3:20	1Q	Delahoussaye 21 yd field goal
LSU	13:11	2Q	Williams 22 yd run (Delahoussaye Kick)
LSU	7:22	3Q	Williams 1 yd run (Delahoussaye Kick)
LSU	3:26	3Q	Fournette 24 yd run (Delahoussaye Kick)
LSU	12:19	4Q	Hilliard 4 yd run (Delahoussaye Kick)

Team Stats

	ULM	LSU
FIRST DOWNS	6	22
RUSHING	0	14
PASSING	5	7
PENALTY	1	1
RUSHING ATTEMPTS	18	52
YARDS GAINED RUSHING	28	240
YARDS LOST RUSHING	12	21
NET YARDS RUSHING	16	219
NET YARDS PASSING	77	153
PASSES ATTEMPTED	30	20
PASSES COMPLETED	16	12
HAD INTERCEPTED	0	1
TOTAL OFFENSIVE PLAYS	48	72
TOTAL NET YARDS	93	372
AVERAGE GAIN PER PLAY	1.9	5.2
FUMBLES/LOST	1/1	0/0
PENALTIES/YARDS	5/45	6/54
INTERCEPTIONS/YARDS	1/0	0/0
PUNTS/YARDS	10/402	5/239
AVERAGE PER PUNT	40.2	47.8
PUNT RETURNS/YARDS	2/6	4/31
KICKOFF RETURNS/YARDS	3/51	1/40
POSSESSION TIME	25:02	34:58
THIRD-DOWN CONVERSIONS	4/14	7/14
FOURTH-DOWN CONVERSIONS	0/0	1/1
SACKS BY	2/12	1/5

Game 4

Mississippi State **34**
#8 LSU **29**

Sept. 20, 2014
Tiger Stadium
Baton Rouge, La.
102,321

F

LSU

RUSHING	Att.	Gain	Lost	Net	TD	Long
Leonard Fournette	7	38	0	38	0	20
Kenny Hilliard	9	31	1	30	1	9
Brandon Harris	2	19	0	19	0	12
Anthony Jennings	11	29	23	6	0	9
Darrel Williams	2	4	0	4	0	4
Terrence Magee	2	4	0	4	0	2
Travin Dural	1	0	5	-5	0	0
TEAM	2	0	7	-7	0	0

PASSING	Att.	Comp	Int	Yds	TD	Long	Sacks
Anthony Jennings	26	13	0	157	0	49	3
Brandon Harris	9	6	1	140	2	31	0
Terrence Magee	1	1	0	44	0	44	0

RECEIVING	No.	Yds.	TD	Long
Travin Dural	6	124	0	49
Malachi Dupre	4	120	2	44
Terrence Magee	4	29	0	13
Darrel Williams	2	38	0	25
Trey Quinn	2	24	0	19
Travis Dickson	1	5	0	5
Leonard Fournette	1	1	0	1

PUNTING	No.	Yds.	Avg.	Long	I20
Jamie Keehn	8	409	51.1	62	3

FIELD GOALS	Att.	Made	Long	KICKS
Colby Delahoussaye	1	1	30	Made: 30

ALL RETURNS	Punts			Kickoffs			Intercepted		
	No.	Yds.	Lg.	No.	Yds.	Lg.	No.	Yds.	Lg.
Leonard Fournette	0	0	0	3	60	27	0	0	0

Mississippi State

RUSHING	Att.	Gain	Lost	Net	TD	Long
Josh Robinson	16	197	0	197	1	66
Dak Prescott	22	118	13	105	1	56
Ashton Shumpert	3	10	0	10	0	5
Nick Griffin	4	9	2	7	0	7
Jameon Lewis	2	7	0	7	0	7
Brandon Holloway	1	0	0	0	0	0
TEAM	1	0	24	-24	0	0

PASSING	Att.	Comp	Int.	Yds.	TD	Long	Sacks
Dak Prescott	24	15	0	268	2	74	2

RECEIVING	No.	Yds.	TD	Long
Jameon Lewis	5	116	1	74
De'Runnya Wilson	4	91	1	44
Gabe Myles	4	32	0	16
Malcolm Johnson	1	25	0	25
Josh Robinson	1	4	0	4

PUNTING	No.	Yds.	Avg.	Long	I20
Devon Bell	6	243	40.5	44	2

FIELD GOALS	Att.	Made	Long	KICKS
Evan Sobieski	2	2	28	Made: 27, 28

ALL RETURNS	Punts			Kickoffs			Intercepted		
	No.	Yds.	Lg.	No.	Yds.	Lg.	No.	Yds.	Lg.
Jamoral Graham	2	35	21	0	0	0	0	0	0
Will Redmond	0	0	0	0	0	0	1	0	0

Late Rally Comes Up Short As LSU Falls to Mississippi State, 34-29

A furious fourth quarter rally came up short as LSU saw its 14-game winning streak over Mississippi State come to an end with a 34-29 setback to the Bulldogs in Tiger Stadium. The win was the first over LSU for the Bulldogs since 1999 and the first in Tiger Stadium for Mississippi State since 1991. Despite falling behind 34-10 early in the fourth quarter following a Mississippi State field goal, LSU had the ball inside the Bulldog 49-yard line with seven seconds left and a shot at a game-winning "Hail Mary" pass. The Tigers fell just short as **Brandon Harris'** pass was intercepted at the 1-yard line to end the game. LSU outscored the Bulldogs 19-0 over the final 12 minutes of the contest to get to within 34-29. Down 34-10, LSU strung together three straight TD drives, including two in a 28-second span, in the fourth quarter. **Kenny Hilliard** scored on a 1-yard run to get LSU to within 34-16. Harris connected with **Malachi Dupre** on a 31-yard TD pass with 1:55 to go to make it 34-22. Following a Mississippi State turnover, LSU needed just 15 seconds and two plays to score again, another Harris-to-Dupre TD pass, to make it 34-29. LSU forced Mississippi State to punt on its next possession, taking over with 20 seconds left at its own 20-yard line. Harris got LSU inside the MSU 50-yard line before his last-second heave fell short. MSU scored the first 17 points of the game and led 17-3 at halftime. LSU's **Danielle Hunter** pulled the Tigers to within 17-10 just 12 seconds into the second half when he picked up a fumble and ran 25 yards for a touchdown. MSU responded with two big scoring plays – a 56-yard run and a 74-yard pass – to stretch the margin to 31-10 midway through the third quarter. It stayed that way until MSU tacked on a field goal 11 seconds into the fourth quarter. For the game, MSU tallied 570 yards (302 rushing, 268 passing), while LSU managed 430 yards (89 rushing, 341 passing). **Anthony Jennings** connected on 13-of-26 passes for 157 yards, while Harris completed 6-of-9 for 140 yards and 2 scores. **Travin Dural** led LSU with 6 receptions for 124 yards, while Dupre had four catches for 120 yard and 2 TDs.

Scoring

	1	2	3	4	F
Mississippi State	14	3	14	3	- 34
LSU	0	3	7	19	- 29

MSU	10:47	1Q	Wilson 9 yd pass from Prescott (Sobieski kick)
MSU	0:45	1Q	Robinson 3 yd run (Sobieski kick)
MSU	9:26	2Q	Sobieski 27 yd field goal
LSU	1:20	2Q	Delahoussaye 30 yd field goal
LSU	14:48	3Q	Hunter 25 yd fumble recovery (Delahoussaye kick)
MSU	12:44	3Q	Prescott 56 yd run (Sobieski kick)
MSU	9:35	3Q	Lewis 74 yd pass from Prescott (Sobieski kick)
MSU	14:49	4Q	Sobieski 28 yd field goal
LSU	12:34	4Q	Hilliard 1 yd run (Jennings rush failed)
LSU	1:55	4Q	Dupre 31 yd pass from Harris (Harris rush failed)
LSU	1:27	4Q	Dupre 30 yd pass from Harris (Delahoussaye kick)

Team Stats

	MSU	LSU
FIRST DOWNS	23	20
RUSHING	14	6
PASSING	9	13
PENALTY	0	1
RUSHING ATTEMPTS	49	36
YARDS GAINED RUSHING	341	125
YARDS LOST RUSHING	39	36
NET YARDS RUSHING	302	89
NET YARDS PASSING	268	341
PASSES ATTEMPTED	24	36
PASSES COMPLETED	15	20
HAD INTERCEPTED	0	1
TOTAL OFFENSIVE PLAYS	73	72
TOTAL NET YARDS	570	430
AVERAGE GAIN PER PLAY	7.8	6.0
FUMBLES/LOST	3/2	2/0
PENALTIES/YARDS	6/41	3/28
INTERCEPTIONS/YARDS	1/0	0/0
PUNTS/YARDS	6/243	8/409
AVERAGE PER PUNT	40.5	51.1
PUNT RETURNS/YARDS	2/35	0/0
KICKOFF RETURNS/YARDS	0/0	3/60
POSSESSION TIME	29:56	30:04
THIRD-DOWN CONVERSIONS	5/14	2/13

Game 5

New Mexico State **7**
#17/18 LSU **63**

Sept. 27, 2014
Tiger Stadium
Baton Rouge, La.
101,987

F

LSU

RUSHING						
	Att.	Gain	Lost	Net	TD	Long
Leonard Fournette	18	122	0	122	2	17
Terrence Magee	8	62	0	62	1	23
Darrel Williams	10	59	0	59	0	13
Kenny Hilliard	7	53	0	53	0	26
Brandon Harris	5	36	0	36	2	21
Miquel James	2	24	0	24	0	19
Anthony Jennings	3	18	9	9	0	9
Team	1	0	2	-2	0	0

PASSING							
	Att.	Comp	Int	Yds	TD	Long	Sacks
Brandon Harris	14	11	0	178	3	33	0
Anthony Jennings	5	2	2	11	0	7	1
Brad Kragthorpe	1	1	0	11	0	11	0

RECEIVING				
	No.	Yds.	TD	Long
Malachi Dupre	3	54	1	27
Trey Quinn	3	46	0	27
Travin Dural	3	40	1	22
Leonard Fournette	1	33	0	33
Darrel Williams	1	11	0	11
John Diarse	1	9	0	9
Terrence Magee	1	4	0	4
Melvin Jones	1	3	1	3

PUNTING					
	No.	Yds.	Avg.	Long	I20
Jamie Keehn	3	143	47.7	57	0

FIELD GOALS
None

ALL RETURNS	Punts			Kickoffs			Intercepted		
	No.	Yds.	Lg.	No.	Yds.	Lg.	No.	Yds.	Lg.
Tre'Davious White	2	17	12	0	0	0	1	0	0
Trey Quinn	1	7	7	0	0	0	0	0	0
Kendell Beckwith	0	0	0	0	0	0	1	29	29

New Mexico State

RUSHING						
	Att.	Gain	Lost	Net	TD	Long
Andrew Allen	5	113	0	113	1	79
Xavier Hall	13	34	1	33	0	7
Tyler Rogers	5	27	3	24	0	8
Marquette Washington	6	19	1	18	0	5
Brandon Betancourt	7	10	0	10	0	3
Adam Shapiro	1	0	26	-26	0	0

PASSING							
	Att.	Comp	Int.	Yds.	TD	Long	Sacks
Tyler Rogers	31	14	2	86	0	23	0
Andrew Allen	2	2	0	16	0	10	0

RECEIVING				
	No.	Yds.	TD	Long
Teldrick Morgan	5	44	0	23
Adam Shapiro	3	15	0	9
Rayvean Moore	2	15	0	9
Joseph Matthews	2	14	0	10
Joshua Bowen	2	14	0	15
Andrew Dean	1	0	0	0
Brandon Betancourt	1	0	0	0

PUNTING					
	No.	Yds.	Avg.	Long	I20
Stephen Witkowski	10	381	38.1	54	2

FIELD GOALS
Maxwell Johnson
Att. 1, Made 0, Long 0, KICKS Missed: 40

ALL RETURNS	Punts			Kickoffs			Intercepted		
	No.	Yds.	Lg.	No.	Yds.	Lg.	No.	Yds.	Lg.
Teldrick Morgan	2	7	5	1	21	21	0	0	0
Cassius Corley	0	0	0	0	0	0	1	0	0
Kawe Johnson	0	0	0	0	0	0	1	0	0

Harris and Fournette Power LSU Past New Mexico State, 63-7

Leonard Fournette rushed for a career-high 122 yards and 2 TDs, while **Brandon Harris** came off the bench to direct LSU on seven consecutive touchdown drives as the 17th-ranked Tigers overpowered New Mexico State, 63-7. LSU improved to 4-1 overall with the win as the Tigers stretched their non-conference regular season winning streak to 49 straight. The win was also the 99th at LSU for head coach **Les Miles**. Harris took over at quarterback for **Anthony Jennings** (2-of-5, 11 yards, 2 interceptions) and immediately ignited a sputtering offense, guiding LSU on scoring drives of 80, 62, 70, and 3 yards to give the Tigers a 42-7 advantage at halftime. Fournette scored on runs of 17 and 5 yards in the second quarter, while Harris hit **Malachi Dupre** with a 27-yard pass and **Melvin Jones** with a 3-yard pass to complete the first half scoring for the Tigers. Harris connected with **Travin Dural** on a 10-yard pass on LSU's opening possession of the second half to stretch the lead to 49-7. Harris added TD runs of 1 and 2 yards to round out the scoring for the Tigers and LSU racked up 563 total yards of offense (363 rushing, 200 passing). LSU's defense, minus one play, had another outstanding game, limiting the Aggies to 13 first downs and 274 total yards (172 rushing, 102 passing). New Mexico State's only points came on a 79-yard run by QB Andrew Allen in the second quarter. LSU's defense scored for the second straight contest as LB **Kendell Beckwith** intercepted a pass and raced 29 yards for a TD in the first quarter. LSU won despite turning the ball over on four of its six first quarter possessions. LSU's defense forced four turnovers in the contest (2 interceptions, 2 fumbles). For the game, Harris completed 11-of-14 passes for 178 yards and 3 scores. He also rushed for 36 yards and a pair of TDs. **Terrence Magee** had his best game of the season, rushing for 62 yards and a TD. **Darrel Williams** (59 yards) and **Kenny Hilliard** (53 yards) were the other leaders in the rushing attack for LSU. Dupre led LSU with 54 yards on 3 catches, while **Trey Quinn** had three receptions for 46 yards and Dural three for 40 yards. **Kwon Alexander** (8 tackles) and **D.J. Welter** (8 tackles, 1 fumble recovery, 1 QB hurry) led the Tiger defense.

Scoring

	1	2	3	4	F
NMSU	0	7	0	0	- 7
LSU	14	28	14	7	- 63

LSU	2:07	1Q	Magee 11 yd run (Delahoussaye kick)
LSU	0:19	1Q	Beckwith 29 yd INT. return (Delahoussaye kick)
LSU	5:52	2Q	Fournette 17 yd run (Delahoussaye kick)
LSU	4:06	2Q	Dupre 27 yd pass from Harris (Delahoussaye kick)
NMSU	3:14	2Q	Allen 79 yd run (Johnson kick)
LSU	1:49	2Q	Fournette 5 yd run (Delahoussaye kick)
LSU	0:56	2Q	M. Jones 3 yd pass from Harris (Delahoussaye kick)
LSU	10:18	3Q	Dural 10 yd pass from Harris (Delahoussaye kick)
LSU	1:48	3Q	Harris 1 yd run (Delahoussaye kick)
LSU	12:40	4Q	Harris 2 yd run (Delahoussaye kick)

Team Stats

	NMSU	LSU
FIRST DOWNS	13	29
RUSHING	7	20
PASSING	5	8
PENALTY	1	1
RUSHING ATTEMPTS	37	54
YARDS GAINED RUSHING	203	374
YARDS LOST RUSHING	31	11
NET YARDS RUSHING	172	363
NET YARDS PASSING	102	200
PASSES ATTEMPTED	33	20
PASSES COMPLETED	16	14
HAD INTERCEPTED	2	2
TOTAL OFFENSIVE PLAYS	70	74
TOTAL NET YARDS	274	563
AVERAGE GAIN PER PLAY	3.9	7.6
FUMBLES/LOST	4/2	2/2
PENALTIES/YARDS	5/35	5/35
INTERCEPTIONS/YARDS	2/0	2/29
PUNTS/YARDS	10/381	3/143
AVERAGE PER PUNT	38.1	47.7
PUNT RETURNS/YARDS	2/7	3/24
KICKOFF RETURNS/YARDS	1/21	0/0
POSSESSION TIME	24:43	35:17
THIRD-DOWN CONVERSIONS	4/17	3/6
FOURTH-DOWN CONVERSIONS	0/0	0/0
SACKS BY	1/9	0/0

Game 6

#15 LSU

#5 Auburn

7

41

F

Oct. 4, 2014
Jordan-Hare Stadium
Auburn, Ala.
87,451

LSU

RUSHING	Att.	Gain	Lost	Net	TD	Long
Leonard Fournette	10	45	3	42	0	10
Brandon Harris	8	46	10	36	0	32
Terrence Magee	8	25	2	23	0	8
Darrel Williams	4	23	4	19	0	14
Kenny Hilliard	4	11	0	11	1	6
Anthony Jennings	2	9	2	7	0	9

PASSING	Att.	Comp	Int	Yds	TD	Long	Sacks
Brandon Harris	14	3	0	58	0	52	1
Anthony Jennings	10	5	0	84	0	40	0

RECEIVING	No.	Yds.	TD	Long
John Diarse	2	40	0	37
Darrel Williams	2	6	0	3
Malachi Dupre	1	52	0	52
Travin Dural	1	40	0	40
Travis Dickson	1	6	0	6
Trey Quinn	1	-2	0	0

PUNTING	No.	Yds.	Avg.	Long	I20
Jamie Keehn	8	338	42.2	48	1

FIELD GOALS	Att.	Made	Long	KICKS
None				

ALL RETURNS	Punts			Kickoffs			Intercepted		
	No.	Yds.	Lg.	No.	Yds.	Lg.	No.	Yds.	Lg.
Tre'Davious White	1	10	10	0	0	0	0	0	0
Leonard Fournette	0	0	0	2	44	24	0	0	0

Auburn

RUSHING	Att.	Gain	Lost	Net	TD	Long
Cameron Artis-Payne	24	127	1	126	0	34
Nick Marshall	16	124	5	119	2	29
Corey Grant	4	29	0	29	1	16
Roc Thomas	3	16	0	16	0	11
Peyton Barber	1	5	0	5	0	5
Quan Bray	1	3	0	3	0	3

PASSING	Att.	Comp	Int.	Yds.	TD	Long	Sacks
Nick Marshall	22	14	0	207	2	56	1
Jeremy Johnson	3	3	0	61	0	38	0

RECEIVING	No.	Yds.	TD	Long
Sammie Coates	4	144	1	56
Cameron Artis-Payne	3	35	0	19
D'haquille Williams	2	28	0	26
Quan Bray	2	22	0	19
C.J. Uzomah	2	10	1	9
Tony Stevens	1	22	0	22
Ricardo Louis	1	4	0	4
Marcus Davis	1	2	0	2
Stanton Truitt	1	1	0	1

PUNTING	No.	Yds.	Avg.	Long	I20
Daniel Carlson	3	122	40.7	45	1
Jimmy Hutchinson	1	29	29.0	29	1

FIELD GOALS	Att.	Made	Long	KICKS
Daniel Carlson	2	2	46	Made: 46, 42

ALL RETURNS	Punts			Kickoffs			Intercepted		
	No.	Yds.	Lg.	No.	Yds.	Lg.	No.	Yds.	Lg.
Quan Bay	3	15	13	0	0	0	0	0	0
Corey Grant	0	0	0	1	27	27	0	0	0

Auburn Uses High-Powered Offense to Beat LSU, 41-7

Auburn quarterback Nick Marshall ran for two touchdowns and threw for two TDs as No. 5 Auburn beat 15th-ranked LSU, 41-7, in Jordan-Hare Stadium. The win was the first for Auburn over LSU since a 2010 victory. Auburn scored the first four times it touched the football, building a 31-7 lead at halftime. Trailing 17-0, LSU got its only points of the game on a 1-yard TD run by **Kenny Hilliard**. Hilliard's TD was setup on a 52-yard pass from **Brandon Harris** to **Malachi Dupre** that gave the Tigers the ball at the 1-yard line. LSU scored on its next play to pull to within 17-7 late in the first quarter. Auburn responded with a TD on the ensuing possession to stretch the margin to 24-7. Auburn tacked on a touchdown late in the second quarter on a 29-yard run by Marshall to extend the lead to 31-7. LSU limited Auburn to just 10 points in the second half. Harris, a true freshman, made his first career start for LSU, completing 3-of-14 passes for 58 yards. He also rushed for 36 yards on eight carries. **Leonard Fournette** led the LSU offense with 42 yards rushing, while **John Diarse** caught 2 passes for 40 yards and Dupre one pass for 52 yards. For the game, LSU had 282 yards of total offense and was hampered by going 0-for-13 on third-down conversions. LSU had four possessions inside the Auburn 30-yard line that ended with no points. Auburn, on the other hand, racked up 566 total yards, and they converted on 6-of-12 third-down opportunities. Defensively, DE **Danielle Hunter** led LSU with a career-best 12 tackles, while LB **Lamar Louis** had nine stops. LSU dropped to 4-2 overall and 0-2 in the SEC with the loss, while Auburn improved to 5-0 overall and 2-0 in league play.

Scoring

	1	2	3	4	F
LSU	7	0	0	0	-7
Auburn	17	14	3	7	-41

AU	10:16	1Q	Carlson 46 yd field goal
AU	7:05	1Q	Coates 56 yd pass from Marshall (Carlson kick)
AU	3:38	1Q	Marshall 7 yd run (Carlson kick)
LSU	1:24	1Q	Hilliard 1 yd run (Delahoussaye kick)
AU	14:27	2Q	Uzomah 9 yd pass from Marshall (Carlson kick)
AU	2:12	2Q	Marshall 29 yd run (Carlson kick)
AU	7:33	3Q	Carlson 42 yd field goal
AU	8:44	4Q	Grant 12 yd run (Carlson kick)

Team Stats

	LSU	AU
FIRST DOWNS	13	25
RUSHING	6	15
PASSING	3	9
PENALTY	4	1
RUSHING ATTEMPTS	36	49
YARDS GAINED RUSHING	159	304
YARDS LOST RUSHING	21	6
NET YARDS RUSHING	138	298
NET YARDS PASSING	142	268
PASSES ATTEMPTED	24	25
PASSES COMPLETED	8	17
HAD INTERCEPTED	0	0
TOTAL OFFENSIVE PLAYS	60	74
TOTAL NET YARDS	280	566
AVERAGE GAIN PER PLAY	4.7	7.6
FUMBLES/LOST	2/0	1/1
PENALTIES/YARDS	5/31	7/80
INTERCEPTIONS/YARDS	0/0	0/0
PUNTS/YARDS	8/338	4/151
AVERAGE PER PUNT	42.2	37.8
PUNT RETURNS/YARDS	1/10	3/15
KICKOFF RETURNS/YARDS	2/44	1/27
POSSESSION TIME	27:29	32:31
THIRD-DOWN CONVERSIONS	0/13	6/12
FOURTH-DOWN CONVERSIONS	1/4	0/0
SACKS BY	1/5	1/5

Game 7

LSU
Florida

30
27

Oct. 11, 2014
Ben Hill Griffin Stadium
Gainesville, Florida
88,014

F

LSU

RUSHING	Att.	Gain	Lost	Net	TD	Long
Leonard Fournette	27	143	3	140	2	20
Terrence Magee	6	50	0	50	0	16
Kenny Hilliard	4	15	0	15	1	10
Darrel Williams	2	4	0	4	0	4
Team	1	0	6	-6	0	0
Anthony Jennings	10	26	34	-8	0	13

PASSING	Att.	Comp	Int	Yds	TD	Long	Sacks
Anthony Jennings	21	10	0	110	1	41	4

RECEIVING	No.	Yds.	TD	Long
Melvin Jones	4	19	0	5
Trey Quinn	3	31	0	13
Travin Dural	2	52	1	41
Malachi Dupre	1	8	0	8

PUNTING	No.	Yds.	Avg.	Long	I20
Jamie Keehn	8	363	45.4	52	2

FIELD GOALS	Att.	Made	Long	KICKS
Colby Delahoussaye	1	1	50 yd	Made: 50 yd

ALL RETURNS	Punts			Kickoffs			Intercepted		
	No.	Yds.	Lg.	No.	Yds.	Lg.	No.	Yds.	Lg.
Tre'Davious White	0	0	0	0	0	0	1	0	0
Rickey Jefferson	0	0	0	0	0	0	1	23	23
Leonard Fournette	0	0	0	4	85	25	0	0	0

Florida

RUSHING	Att.	Gain	Lost	Net	TD	Long
Jeff Driskel	21	77	6	71	1	10
Andre Debose	1	35	0	35	0	35
Matt Jones	4	12	1	11	0	9
Brandon Powell	3	6	0	6	0	4
Kelvin Taylor	2	2	2	0	0	2
Mack Brown	1	0	0	0	0	0

PASSING	Att.	Comp	Int.	Yds.	TD	Long	Sacks
Jeff Driskel	25	14	2	183	1	73	0

RECEIVING	No.	Yds.	TD	Long
Brandon Powell	6	66	0	21
Demarcus Robinson	5	104	1	73
Tevin Westbrook	1	8	0	8
Matt Brown	1	7	0	7
Latroy Pittman	1	-2	0	0

PUNTING	No.	Yds.	Avg.	Long	I20
Kyle Christy	4	190	47.5	63	1

FIELD GOALS	Att.	Made	Long	KICKS
Francisco Velez	2	2	34 yd	Made: 18 yd, 34 yd

ALL RETURNS	Punts			Kickoffs			Intercepted		
	No.	Yds.	Lg.	No.	Yds.	Lg.	No.	Yds.	Lg.
Andre Debose	2	115	62	2	34	19	0	0	0
Adam Lane	0	0	0	1	20	20	0	0	0

Miles Gets Win No. 100 as Tigers Use Late Field Goal to Beat Florida, 30-27

Les Miles won his 100th game at LSU as **Colby Delahoussaye** kicked a 50-yard field goal with three seconds left to lift the Tigers to a 30-27 win over Florida in Gainesville. Delahoussaye's field goal capped a wild fourth quarter that saw the teams exchange the lead three times to go along with a tie. LSU improved to 5-2 overall and 1-2 in the SEC with the win, while Florida fell to 3-2 overall and 2-2 in conference action. Trailing 20-17 midway through the fourth quarter, Florida returned an LSU punt 53 yards to the Tiger 9-yard line to get the excitement started. The Gators scored two plays later to re-gain the lead at 24-20 with 6:10 to play. LSU responded with a 9-play, 75-yard drive capped with a one-handed, 11-yard TD grab by **Travin Dural** to give the Tigers a 27-24 advantage with 2:40 to go. **Anthony Jennings** connected with Dural on 3rd-and-25 with a 41-yard completion to extend the drive that gave the Tigers the lead back. The back-and-forth continued on the first play of Florida's ensuing possession as the Gators completed a 73-yard pass to the LSU 2-yard line. The Tiger defense stiffened and held Florida out of the endzone, forcing the Gators to kick an 18-yard field goal that tied the game at 27-27 with 1:49 to play. LSU went 3-and-out deep in its own territory on its next possession, giving the Gators a chance at winning the game in the final minute. Florida went 13 yards on two plays to get to the LSU 45-yard line before **Rickey Jefferson** picked off a Jeff Driskel pass and returned it 23 yards to the Florida 36-yard line with 24 seconds left. The Tigers ran one play and clocked the ball on their second play to setup the game-winning field goal for Delahoussaye. Florida started the scoring in the first quarter when the Gators returned a punt 62 yards for a TD. **Leonard Fournette** tied the score at 7-7 just two minutes later with a 12-yard run. The Gators extended their lead to 17-7 early in the second quarter before **Kenny Hilliard** scored on a 1-yard plunge to pull LSU to within 17-14 at halftime. LSU took its first lead of the game late in the third quarter when Fournette scored from two yards out, giving the Tigers a 20-17 advantage. Fournette finished with a career-best 140 yards and 2 TDs on 27 carries to lead LSU.

Scoring

	1	2	3	4	F
LSU	7	7	6	10	- 30
Florida	14	3	0	10	- 27

UF	8:52	1Q	Debose 62 yd punt return (Velez kick)
LSU	6:21	1Q	Fournette 12 yd run (Delahoussaye kick)
UF	2:32	1Q	Driskel 9 yd run (Velez kick)
UF	11:07	2Q	Velez 34 yd field goal
LSU	4:12	2Q	Hilliard 1 yd run (Delahoussaye kick)
LSU	3:42	3Q	Fournette 2 yd run (Delahoussaye kick failed)
UF	6:10	4Q	Robinson 11 yd pass from Driskel (Velez kick)
LSU	2:40	4Q	Dural 11 yd pass from Jennings (Delahoussaye kick)
UF	1:49	4Q	Velez 18 yd field goal
LSU	0:03	4Q	Delahoussaye 50 yd field goal

Team Stats

	LSU	UF
FIRST DOWNS	21	13
RUSHING	11	8
PASSING	7	4
PENALTY	3	1
RUSHING ATTEMPTS	50	32
YARDS GAINED RUSHING	238	132
YARDS LOST RUSHING	43	9
NET YARDS RUSHING	195	123
NET YARDS PASSING	110	183
PASSES ATTEMPTED	22	25
PASSES COMPLETED	10	14
HAD INTERCEPTED	0	2
TOTAL OFFENSIVE PLAYS	72	57
TOTAL NET YARDS	305	306
AVERAGE GAIN PER PLAY	4.2	5.4
FUMBLES/LOST	1/0	1/1
PENALTIES/YARDS	8/80	4/34
INTERCEPTIONS/YARDS	2/23	0/0
PUNTS/YARDS	8/363	4/190
AVERAGE PER PUNT	45.4	47.5
PUNT RETURNS/YARDS	0/0	2/115
KICKOFF RETURNS/YARDS	4/85	3/54
POSSESSION TIME	36:37	23:23
THIRD-DOWN CONVERSIONS	7/16	2/12
FOURTH-DOWN CONVERSIONS	1/1	2/2
SACKS BY	0/0	4/33