

# #LSU

@LSUfbal  
 @LSUCoachMiles  
 /LSUfootball  
 @LSUfootball

# LSU

## 2014 FOOTBALL

**NATIONAL CHAMPIONS**  
 1958 • 2003 • 2007

**SEC CHAMPIONS**  
 1935 • 1936 • 1958 • 1961 • 1970  
 1986 • 1988 • 2001 • 2003 • 2007 • 2011

### GAME

# 7

## Florida

October 11, 2014  
 6:30 p.m. CT • SEC Network  
 Gainesville, Florida  
 Ben Hill Griffin Stadium (88,548)

### 2014 SCHEDULES

#### #NR LSU (4-2, 0-2 SEC)

DATE	LSU RANK	OPPONENT	TV	RESULT/TIME
<b>AUGUST (1-0)</b>				
30	#13/13	vs. #14/14 Wisconsin	ESPN	W, 28-24
<b>SEPTEMBER (3-1)</b>				
6	#12/12	Sam Houston State	SECN	W, 56-0
13	#10/9	ULM	ESPNU	W, 31-0
20	#8/8	Mississippi State *	ESPN	L, 34-29
27	#17/18	New Mexico State	SECN	W, 63-7
<b>OCTOBER (0-1)</b>				
4	#15/15	at #5/5 Auburn *	ESPN	L, 41-7
11		at Florida *	SECN	6:30 p.m.
18		Kentucky *	SECN	6:30 p.m.
25		Ole Miss *	TBA	TBA
<b>NOVEMBER</b>				
8		Alabama *	TBA	TBA
15		at Arkansas *	TBA	TBA
27		at Texas A&M *	ESPN	6:30 p.m.
<b>DECEMBER</b>				
6		SEC Championship Game Atlanta, Ga.	CBS	3 p.m.

#### #NR Florida (3-1, 2-1 SEC)

DATE	OPPONENT	TV	RESULT/TIME
<b>AUGUST (0-0)</b>			
30	Idaho	ESPNU	No contest
<b>SEPTEMBER (2-1)</b>			
6	Eastern Michigan	SECN	W, 65-0
13	Kentucky *	SECN	W, 36-33 OT
20	at Alabama *	CBS	L, 42-21
<b>OCTOBER (1-0)</b>			
4	at Tennessee *	SECN	W, 10-9
11	LSU *	SECN	6:30 p.m.
18	Missouri *	ESPN/2	6 p.m.
<b>NOVEMBER (0-0)</b>			
1	vs. Georgia *	TBA	2:30 p.m.
8	at Vanderbilt *	TBA	TBA
15	South Carolina *	TBA	TBA
22	Eastern Kentucky	TBA	TBA
29	at Florida State	TBA	TBA

### ON THE AIR



#### LSU Sports Radio Network

Jim Hawthorne, play-by-play  
 Doug Moreau, analyst  
 Gordy Rush, sideline



#### SEC Network

Brent Musburger, play-by-play  
 Jesse Palmer, analyst  
 Maria Taylor, sideline reporter



#### SEC Network (Replay)

TBA

### BREAKDOWN

#### LSU

**Record** 4-2, 0-2 SEC  
**Ranking** NR Associated Press  
 NR 15 Amway Coaches  
**Last Game** Oct. 4 in Auburn, Alabama  
 lost to Auburn, 41-7  
**Head Coach** Les Miles  
**Career Record** 127-47/14th year  
**LSU Record** 99-26/10th year  
**Miles vs. Florida** 5-4  
**vs. Muschamp** 2-1  
**LSU vs. Florida** 26-31-3



#### Florida

**Record** 3-1, 2-1 SEC  
**Ranking** NR Associated Press  
 NR Amway Coaches  
**Last Game** Oct. 4 in Knoxville, Tennessee  
 def. Tennessee, 10-9  
**Head Coach** Will Muschamp  
**Career Record** 25-17/4th year  
**Florida Record** 25-17/4th year  
**vs. LSU** 1-2  
**vs. Miles** 1-2



### NEXT UP

#### LSU Looks for First SEC Win on Road Against Florida

LSU will be after its first Southeastern Conference win on Saturday when the Tigers travel to face Florida in Gainesville. The game will be televised on the SEC Network with kickoff set for 6:30 p.m. CT. LSU enters the game with a 4-2 overall mark and 0-2 in league play following last week's 41-7 loss to No. 5 Auburn. LSU dropped out of both national polls this week after the loss to Auburn. It's the first time since November of 2008 that LSU hasn't been ranked in the Top 25. Florida is coming off a 10-9 win over Tennessee last week to improve its record to 3-1 overall and 2-1 in conference action. Saturday's game will mark the first time since 1989 that both LSU and Florida go into the game unranked. **Les Miles** will be after his 100th win at LSU on Saturday. Miles is 99-26 in 10 years at LSU and his overall mark, which includes four seasons at Oklahoma State, is 127-47. Miles is the second-winningest coach in LSU history, trailing only Charles McClendon, who won 137 games in 18 years with the Tigers. LSU won last year's game with the Gators, 17-6, in Tiger Stadium as the Tigers have won three of the last four meetings with Florida. Offensively, LSU is averaging 35.7 points and 432.3 total yards per game (211.5 rushing, 220.8 passing). Freshman **Leonard Fournette** leads the Tigers in rushing with 364 yards and 4 TDs, while senior **Kenny Hilliard** follows with 309 yards and a team-high 5 TDs. LSU has started two quarterbacks this year in sophomore **Anthony Jennings** (47-of-93, 818 yards, 5 TDs, 3 Int.) and true freshman **Brandon Harris** (25-of-44, 452 yards, 6 TDs, 1 Int.). Jennings started the first five games of the year, while Harris got his first career start last week vs. Auburn. Sophomore **Travin Dural** leads LSU in receiving with 22 receptions for 574 yards and 5 TDs. Defensively, the Tigers are allowing 17.7 points and 337.8 total yards per game (184.3 rushing, 153.5 passing). DE **Danielle Hunter** leads the Tigers with 37 tackles, including 5.0 tackles for loss and 1.0 sacks. LB **Kwon Alexander** is second on team with 36 tackles, followed by S **Ronald Martin** with 33 tackles and 5 PBU's.

### STORYLINES

- **Les Miles** goes after his 100th win at LSU on Saturday at Florida. He's looking to become just the second coach in school history to win 100 games (Charles McClendon won 137 games in 18 years).
- LSU is 24-1 under **Les Miles** following a loss. The Tigers have loss back-to-back games just one time since Miles took over in 2005. The only time LSU has lost consecutive games under Miles came in 2008 when the Tigers dropped back-to-back games to Ole Miss and Arkansas in November.
- LSU leads the SEC in punting with a net average of 43.4 yards. **Jamie Keehn** is averaging 45.7 yards a punt and he leads the SEC in punts inside the 20 (14) and punts of 50-yards or more (12).
- True freshmen have scored 14 of LSU's 27 offensive touchdowns. And, true freshmen have accounted for 20 of LSU's 27 offensive TDs. QB **Brandon Harris** has accounted for 9 TDs (3 rushing, 6 passing), while RB **Leonard Fournette** has 4, WR **Malachi Dupre** 4, and RB **Darrel Williams** 3.
- LSU WR **Travin Dural** leads the SEC in yards per catch at 26.1. In six games, Dural has caught 22 passes for 574 yards and 5 TDs.
- LSU has played 17 true freshmen through the first 6 weeks of the season, that's the most for any true freshman class under **Les Miles**.
- On 422 offensive plays this year, true freshmen have accounted for 129 rushing attempts, 44 passing attempts, and 31 receptions. Two of LSU's top three rushers are true freshmen (**Fournette** and **Darrel Williams**), two of LSU's top three receivers are two freshmen (**Malachi Dupre** and **Trey Quinn**) and last week's starting quarterback (**Brandon Harris**) was a true freshman.
- LSU's streak of games played as a Top 25 team ended at 72 last week vs. Auburn. This week will be LSU's first game as an unranked team since Nov. 28, 2008 when the Tigers dropped a 31-30 decision at Arkansas. LSU has played 124 of 126 games under **Les Miles** ranked in the Top 25.
- LSU's streak of consecutive weeks in the AP Top 25 ended at 87. It was the second-longest streak in the nation and it stands as the longest stretch in school history.

# Florida Week

## 6

### MONDAY

#### Miles Press Luncheon

11:30 a.m. - Athletic Building, 5th Floor

1:45 p.m. - Player Interviews (Indoor Facility)

#### Practice

4 p.m. - McClendon Practice Facility (Closed)

7 p.m. - Player Interviews

## 7

### TUESDAY

#### Practice

4 p.m. - McClendon Practice Facility (Closed)

6:15 p.m. - Player Interviews

## 8

### WEDNESDAY

#### SEC Teleconference

10 a.m. Miles on call

#### Practice

4 p.m. - McClendon Practice Facility (Closed)

6 p.m. - Miles post practice interview (Team Room)

#### Miles Radio Show

7 p.m. - TJ Ribs (Acadian)

## 9

### THURSDAY

#### Practice

4 p.m. - McClendon Practice Facility (Closed)

## 10

### FRIDAY

#### Walk Through

TBA (Closed)

#### Depart for Florida

TBA

#### Road Headquarters:

Hilton  
3600 SW 36th Ave.  
Ocala, Florida 34474

## 11

### SATURDAY

#### GameDay

LSU at Florida  
Ben Hill Griffin Stadium  
Kickoff: 6:30 CT • TV: SECN

#### Post Game

Coach Miles is available following the game in the press conference room.

Players will immediately follow in press conf. room

## 12

### SUNDAY

#### Off Day

No media availability

## LSU Media Services

### Les Miles Interviews

#### Monday Press Luncheon

LSU coach Miles meets with the media each Monday of game week in the press conference room, which is located on the fifth floor of the LSU Athletic Administration Building. Lunch is served at 11:30 a.m. (CT) followed by comments from the Coach Miles at 12:30 p.m. (CT). Media members can park in Lot 104 (formerly Lot F) on campus, which is located off Nicholson Drive in front of the track stadium. A transcript of coach Miles' opening statement as well as the question and answer session can be found on the Internet at [www.LSUsports.net](http://www.LSUsports.net).

#### Listen To Les Miles' Weekly Press Conference

Members of the media can access the audio portion of Coach Miles' Weekly Press Luncheon each Monday starting at 12:10 p.m. CT at [www.LSUsports.net/live](http://www.LSUsports.net/live) or over the radio in the Baton Rouge area on 104.5 FM.

#### SEC Teleconference

The 14 SEC coaches are featured on a weekly teleconference each Wednesday at 10 a.m. (CT) during the regular season. Coach Miles speaks for 10 minutes starting at 10 a.m. Contact the LSU Sports Information Department to obtain the phone number to access the call.

#### Wednesday Post Practice

Coach Miles meets with the media immediately after practice on Wednesday's during the regular season in the Team Room of the LSU Operations Center. This interview takes place at approximately 6 p.m. each week.

### LSU Player Interviews

LSU players are available to the media three times during a typical game week - Mondays, Tuesdays and following the game on Saturday. Interview requests for the Monday and Tuesday media opportunities should be made at least 24 hours in advance and emailed to Michael Bonnette ([mbonnet@lsu.edu](mailto:mbonnet@lsu.edu)) and Jake Terry ([jterry9@lsu.edu](mailto:jterry9@lsu.edu)). Members of the media are not permitted to contact players on their cell phones under any circumstance.

#### Following the Press Luncheon

LSU players will be made available at either 1 p.m. or 2 p.m. (CT) following head coach Les Miles' Press Luncheon each Monday afternoon at the Indoor Football Facility. Requests must be made on (or prior to) the Sunday following the game. Interview start times vary based on weekly schedule.

#### Post Practice

LSU players are available after practice on Monday and Tuesday by appointment at the Indoor Football Facility. These interviews are held at approximately 6 p.m. on Monday and 6:30 p.m. on Tuesday.

#### LSU Video Newsfeed

LSU will be distributing video interviews and other highlights via FTP during the 2014 season. A link to download the newsfeed each will be emailed to members of the media each Monday afternoon during the season. Email Michael Bonnette at [mbonnet@lsu.edu](mailto:mbonnet@lsu.edu) to be placed on the distribution list.

### WHO TO CONTACT

#### Sports Information Office

(225) 578-8226

#### Michael Bonnette • Sr. Assoc. AD/Sports Info Director

E-mail: [mbonnet@lsu.edu](mailto:mbonnet@lsu.edu) • Twitter: @LSUBonnette

#### Jake Terry • Associate Sports Information Director

E-mail: [jterry9@lsu.edu](mailto:jterry9@lsu.edu) • Twitter: @LSUjake

#### Matt Dunaway • Associate Sports Information Director

E-mail: [mdunaway@lsu.edu](mailto:mdunaway@lsu.edu)

#### LSU Director of Digital Media

Todd Politz - [tpolitz@lsu.edu](mailto:tpolitz@lsu.edu)

#### SEC Network

Kevin Wagner - [jwagne2@lsu.edu](mailto:jwagne2@lsu.edu)

#### LSU Television

John Schiebe - [jschieb@lsu.edu](mailto:jschieb@lsu.edu)  
David Landry - [landryd@lsu.edu](mailto:landryd@lsu.edu)  
Lee Scioneaux - [scioneaux@lsu.edu](mailto:scioneaux@lsu.edu)

#### LSU Radio

Jim Hawthorne - [lsuradio@lsu.edu](mailto:lsuradio@lsu.edu)

#### LSU Sports Information Mailing Address

LSU Box 25095  
Baton Rouge, LA 70803

### ON THE INTERNET

#### [www.LSUsports.net/media](http://www.LSUsports.net/media)

The Official Website of LSU Athletics is home to all the football information you need. Schedules, results, rosters, bios, statistics and game notes can be found and are always up to date. The GAMEDAY section, updated daily, has all relevant info for the upcoming game.

#### <http://media.lsusports.net>

Media can access images for all LSU athletic teams, including action shots, heads shots, logos, etc. To gain access to the high-resolution pictures, email Michael Bonnette. You will be assigned a login and password that will enable you to retrieve pictures. This service is for the media use only.

#### CollegePressBox.com

Collegepressbox.com is the official media website for SEC Football. Access and download weekly game notes, quotes, statistics, media guides, headshots, logos, flip cards and more for the conference and each of its member schools. Login information will be distributed to accredited media or you can apply for a password by sending an e-mail to [password@collegepressbox.com](mailto:password@collegepressbox.com).



### LSU Football on Twitter & Facebook

[facebook.com/LSUfootball](https://facebook.com/LSUfootball)  
[twitter.com/LSUfball](https://twitter.com/LSUfball)  
[twitter.com/LSUCoachMiles](https://twitter.com/LSUCoachMiles)  
[twitter.com/LSUMediaAlerts](https://twitter.com/LSUMediaAlerts)  
[instagram.com/LSUFootball](https://instagram.com/LSUFootball)  
[LSUsports.net/fancage](https://LSUsports.net/fancage)



## THE LES MILES FILE

**Born:** Nov. 10, 1953

**Hometown:** Elyria, Ohio

**Wife:** Kathy

**Children:** Kathryn "Smacker", Leslie Matthew "Manny", Benjamin, and Macy Grace

**College:** Michigan, '76

### Coaching Experience

1980-81	Assistant Coach	Michigan
1982-86	Assistant Coach	Colorado
1987-94	Assistant Coach	Michigan
1995-97	Assistant Coach	Oklahoma State
1998-00	Assistant Coach	Dallas Cowboys
2001-04	Head Coach	Oklahoma State
2005-pres.	Head Coach	LSU

## LES MILES NOTABLES

<b>99-26</b>	Overall Record at LSU
<b>61-6</b>	Record vs. Unranked Teams
<b>60-8</b>	Record in Tiger Stadium
<b>52-22</b>	Record in SEC Regular Season Games
<b>38-20</b>	Record vs. Top 25 Teams
<b>35-14</b>	Record vs. SEC Western Division (Reg. 5)
<b>29-8</b>	Record in SEC Home Games
<b>23-14</b>	Record in SEC Road Games
<b>22</b>	Fourth Quarter/Overtime Comeback Wins For LSU Since 2005
<b>14-15</b>	Record vs. Top 10 Teams
<b>15</b>	Number of wins over coaches who have won a national title *
<b>6-3</b>	Record in Bowl Games
<b>2-1</b>	Record in BCS Bowl Games
<b>1</b>	BCS National Championship
<b>2</b>	SEC Championships

\* - Came against Philip Fulmer (twice), Urban Meyer (three times), Larry Coker, Steve Spurrier (three times), Nick Saban (three times), Gene Chizik (twice) and Jim Tressel.

# Les Miles

## 2011 NATIONAL COACH OF THE YEAR • 10TH SEASON

It's called the "Miles Method" and it's the mission of LSU football program under 10th-year head coach Les Miles. The "Miles Method" lays the foundation for the organization and it calls for LSU to run the finest football program in the country, one where players can have an experience that's second to none and gives them every opportunity to compete for championships on the field, earn a degree and grow personally by giving back to the community.

In his 10th year, the "Miles Method" has proved to be a winning formula as the Tigers have won more games than any program in the Southeastern Conference over that span (99), while capturing a pair of SEC titles (2007, 2011), played in nine bowl games, including the BCS National Championship Game twice. LSU won the BCS title in 2007, a year after beating Notre Dame in the Sugar Bowl.

Since Miles took over in 2005, LSU has registered five top 10 finishes with three coming in the top five, won double-figure games seven times, produced 20 first-team All-Americans and had players win 11 national awards. LSU also leads the SEC with 60 NFL Draft picks during that span, which includes 13 first round selections. LSU led the nation with nine NFL Draft picks in 2014, which tied the school record set in 2013.

Miles has climbed to second in school history in career victories with 99, trailing only Charles McClendon, who won 137 games in 18 years with the Tigers. Miles is also the only coach in LSU history to beat Auburn, Florida and

Alabama in same season - and he's done it now three times - and in 2005, he became the only first-year coach in SEC history to lead a team to the league's title game.

In the classroom, 188 football players have earned their degree since Miles took over, and two out of the last three years LSU has ranked No. 2 in the SEC in graduation rates, trailing only Vanderbilt. Under Miles, LSU has produced over 150 players who have earned SEC Academic Honor Roll status.

LSU's community service presence is impactful as football players routinely donate time giving back to the Baton Rouge area through a variety of avenues, including appearances at schools, hospitals and many other charitable causes. It's through these community service ventures that Miles and his team get a better understanding of what it means to wear an LSU uniform and the impact that can be made on those who are less fortunate.

As Miles heads into his 10th season with the Tigers and coming off a recruiting class that was ranked No. 2 in the nation, the foundation for LSU football is stronger than ever. With wins coming at a record-setting pace, graduation rates among the best for any public university in the SEC, and with seven-straight recruiting classes rated among the top 10 in the nation, including the nation's No. 1 group in 2009, Miles and the Tigers continue to solidify their standing as one of the premier programs in college football, setting a standard that has the rest of the nation chasing.

## BY THE NUMBERS: LES MILES AT LSU

	2005	2006	2007	2008	2009	2010	2011	2012	2013	2014	TOTALS
vs. Unranked teams	6-0	8-0	5-1	6-2	8-1	6-0	5-0	7-0	6-1	3-1	61-6
vs. Top 25 teams	5-2	3-2	7-1	2-3	1-3	5-2	8-1	3-3	3-2	1-1	38-20
vs. Top 10 teams	2-1	2-2	3-0	1-2	0-3	1-1	3-1	1-2	1-2	0-1	14-15
SEC Regular Season	7-1	6-2	6-2	3-5	5-3	6-2	8-0	6-2	5-3	0-2	52-22
vs. SEC Western Division	5-0	4-1	4-1	2-3	3-2	3-2	5-0	5-1	4-2	0-2	35-14
vs. SEC Eastern Division	2-1	2-1	2-1	1-2	2-1	3-0	3-0	1-1	1-1	0-0	17-8
SEC home games	3-1	4-0	3-1	1-3	3-1	4-0	4-0	3-1	4-0	0-1	29-8
SEC road games	4-0	2-2	3-1	2-2	2-2	2-2	4-0	3-1	1-3	0-1	23-14
All home games	5-1	8-0	6-1	5-3	6-1	7-0	6-0	7-1	7-0	3-1	60-8
All road games	5-0	2-2	4-1	2-2	3-2	2-2	5-0	3-1	1-3	0-1	27-14
Neutral Site games	1-1	1-0	2-0	1-0	0-1	2-0	2-1	0-1	2-0	1-0	12-4
Bowl games	1-0	1-0	1-0	1-0	0-1	1-0	0-1	0-1	1-0	0-0	6-3

## THE LES MILES RECORD

YEAR	SCHOOL	OVERALL RECORD	CONF. RECORD	NOTES
2001	Oklahoma State	4-7	2-6	
2002	Oklahoma State	8-5	5-3	Houston Bowl Champions
2003	Oklahoma State	9-4	5-3	
2004	Oklahoma State	7-5	4-4	
2005	LSU	11-2	7-1	No. 5, SEC West Champions
2006	LSU	11-2	6-2	No. 3, Sugar Bowl Champions
2007	LSU *	12-2	6-2	National Champions, SEC Champs
2008	LSU	8-5	3-5	Chick-fil-A Bowl Champions
2009	LSU	9-4	5-3	No. 17, Capital One Bowl
2010	LSU	11-2	6-2	No. 8, Cotton Bowl Champions
2011	LSU	13-1	8-0	No. 2, SEC Champions, BCS
2012	LSU	10-3	6-2	No. 12, Top 10 entire regular season
2013	LSU	10-3	5-3	No. 14, Outback Bowl Champions
2014	LSU	4-2	0-2	
<b>TOTALS (14th year)</b>		<b>127-47</b>	<b>68-38</b>	
<b>LSU Record (10th year)</b>		<b>99-26</b>	<b>52-22</b>	
Oklahoma State Record (four years)		28-21	16-16	

\* - SEC and National Champions

## TRACKING THE TIGERS

WEEK	AP	COACHES	HARRIS	CFP
Preseason	13	13	--	--
Week 2 (9/2)	12	12	--	--
Week 3 (9/7)	10	9	--	--
Week 4 (9/14)	8	8	--	--
Week 5 (9/21)	17	18	--	--
Week 6 (9/28)	15	15	--	--
Week 7 (10/5)	NR	NR	--	--

## ASSOCIATED PRESS POLL

RK.	TEAM	REC.	POINTS
1.	Florida State (35)	5-0	1461
2.	Auburn (23)	5-0	1459
3.	Mississippi State (2)	5-0	1320
4.	Ole Miss	4-0	1320
5.	Baylor	5-0	1258
6.	Notre Dame	5-0	1186
7.	Alabama	4-1	1060
8.	Michigan State	4-1	981
9.	TCU	4-0	979
10.	Arizona	5-0	951
11.	Oklahoma	4-1	904
12.	Oregon	4-1	888
13.	Georgia	4-1	854
14.	Texas A&M	5-1	731
15.	Ohio State	4-1	534
16.	Oklahoma State	4-1	527
17.	Kansas State	4-1	486
18.	UCLA	4-1	460
19.	East Carolina	4-1	344
20.	Arizona State	4-1	325
21.	Nebraska	5-1	283
22.	Georgia Tech	5-0	235
23.	Missouri	4-1	212
24.	Utah	4-1	206
25.	Stanford	3-2	143

## AMWAY COACHES POLL

RK.	TEAM	REC.	POINTS
1.	Florida State (44)	5-0	1505
2.	Auburn (16)	5-0	1477
3.	Baylor (1)	5-0	1372
4.	Ole Miss	5-0	1308
5.	Notre Dame	5-0	1269
6.	Mississippi State	5-0	1237
7.	Alabama	4-1	1065
8.	Michigan State	4-1	1062
9.	Oklahoma	4-1	929
10.	Georgia	4-1	898
11.	Oregon	4-1	897
12.	TCU	4-0	865
13.	Arizona	5-0	743
14.	Texas A&M	5-1	706
15.	Ohio State	4-1	645
16.	Kansas State	4-1	567
17.	UCLA	4-1	483
18.	Oklahoma State	4-1	479
19.	East Carolina	4-1	451
20.	Arizona State	4-1	354
21.	Nebraska	5-1	261
22.	Stanford	3-2	241
23.	Georgia Tech	5-0	240
24.	Missouri	4-1	182
25.	Clemson	3-2	138

## GAMECENTER

**Date/Time:** Saturday, October 11 at 6:30 p.m. CT

**Location:** Gainesville, Florida – Ben Hill Griffin Stadium (88,548)

**Television:** SEC Network/WatchESPN.com

**Radio:** LSU Sports Radio Network - 98.1 FM in Baton Rouge  
Sirius Satellite Radio - ch. 136; XM Radio – ch. 192

**Series Record:** Florida leads, 31-26-3

### Series Notes:

LSU and Florida meet for the 61st time with the Gators leading the series, 31-26-3 ... LSU won last year's game 17-6 in Baton Rouge for its third win in the last four years against the Gators ... In last game in Gainesville in 2012, Florida won 14-6 ... LSU's last win in Gainesville came in 2010 by a 33-29 count ... This year is the first time since 1989 that neither team is ranked in the Top 25 going into the game ... That year, Florida used a last-second field goal to beat LSU, 16-13, in Tiger Stadium ... Florida serves as LSU's permanent opponent in the SEC Eastern Division ... The teams have met every year since 1971 ... Dating back to 2000, the series is tied 7-7 ... LSU is 11-15-3 in games played in Gainesville, which includes a 1-3 mark under **Les Miles** ... LSU coach Les Miles is 5-4 vs. Florida, which includes a 4-1 record in Tiger Stadium ... The five wins makes Miles the second-winningest LSU coach against Florida as he trails only Charles McClendon, who beat the Gators eight times during his career.

## NOTEBOOK

### Les Miles vs. The SEC

LSU coach **Les Miles** is 54-24 against SEC teams (all games) since taking over for the Tigers in 2005. The 54 wins include two victories in the SEC Championship Game, while two of the 24 losses include a defeat to Georgia in the 2005 SEC title game and the loss to Alabama in the 2012 BCS National Championship game. In games that count toward the SEC standings, Miles is 52-22. LSU is 29-8 under Miles in SEC home games and 23-14 in SEC road games.

### Les Miles Is 19-9 vs. SEC East

LSU coach **Les Miles** is 19-9 in all games against teams from the SEC Eastern Division, which includes a 2-1 mark in the SEC title game and a 17-8 record in SEC regular season contests. The Tigers have won nine of their last 11 games against SEC East foes dating back to the 2010 season with the only losses during that span coming at No. 10 Florida on Oct. 6, 2012 and at No. 9 Georgia on Sept. 28, 2013.

### October Success

Since 2005, LSU owns a 25-9 record in the month of October under head coach **Les Miles**. The Tigers have won nine of their last 12 games played in October. LSU is 0-1 this season after finishing 3-1 in October in 2013, 2-1 in 2012 and 4-0 in 2011.

### LSU Is 24-1 Under Les Miles Following a Loss

LSU is 24-1 since 2005 under **Les Miles** following a loss. The only time LSU has lost back-to-back games under Miles came in 2008 when the Tigers dropped November games to Ole Miss and Arkansas. LSU has never lost consecutive games in Tiger Stadium under Miles.

### Youth Movement: True Freshmen Have Scored 14 of 27 Offensive Touchdowns

Through six games this season LSU's underclassmen on offense have led the Tigers in scoring. True freshmen have scored 14 of the team's 27 offensive touchdowns led by RB **Leonard Fournette** (4 rushing TDs), WR **Malachi Dupre** (4 receiving TDs), QB **Brandon Harris** (3 rushing) and RB **Darrel Williams** (3 rushing). Even more staggering is that 21 of LSU's 26 offensive touchdowns have been scored by freshmen or sophomores with So. WR **Travin Dural** hauling in 5 TD receptions and redshirt Fr. WR **John Diarse** with 1 TD reception.

- The 14 TDs are the most by an LSU true freshman class since RB Justin Vincent (10) and RB Alley Broussard (4) combined for 14 in all of the 2003 season.
- The most touchdowns scored by true freshmen in a season at LSU is 26 in 1982 when RB Dalton Hilliard scored 16, RB Garry James posted 9 and QB Jeff Wickersham had 1.

### Les Miles Becomes Quickest LSU Coach To Reach 90 Wins; One Away from 100

The following is a quick look at **Les Miles'** notable accomplishments during his nine-plus years and 125 games (99-26 record) as head coach of the Tigers:

- With one more win, Miles will become only the second coach in LSU history to earn 100 victories. Charles McClendon tallied 137 in his tenure at LSU.
- With the win over Mississippi State in 2013, Miles became the quickest LSU coach to reach 90 victories doing so in 112 games. It took Charles McClendon 124 games to reach that milestone.
- Also the fastest coach in LSU history to 10 wins (11 games), 20 wins (24 games), 30 wins (35 games), 40 wins (48 games), 50 wins (63 games), 60 wins (76 games), 70 wins (87 games), and 80 wins (98 games) in school history
- With 10 or more wins seven times at LSU, Miles joined Bear Bryant (13 at Alabama), Steve Spurrier (9 at Florida), Philip Fulmer (9 at Tennessee), Mark Richt (8 at Georgia) and Vince Dooley (7 at Georgia) as the only coaches in SEC history to have seven or more 10-win seasons at the same school.
- Led LSU to only 12-0 and 13-0 records in school history in 2011...Led LSU to first 11-0 start since 1958 in 2011.
- Led LSU to 10-1 start three times in a 6-year span from 2005-10 ('05, '07, '10)



- Only coach in LSU history to beat Auburn, Florida and Alabama in same season - and he's done it three times (2005, '07, '11)
- Only coach in LSU history to beat Florida and Tennessee in the regular season during the same year, doing it twice (2010, '11).
- Became the first first-year coach in SEC history to lead team to league's title game (2005).
- Has 15 wins over coaches who have won national titles.
- Coached LSU to 10-plus wins in four straight seasons, a first at the school, and to seven overall (the most at the school).
- Only coach in LSU history to lead Tigers to three straight top five final rankings (2005, 2006, 2007).

### Danielle Hunter Records Most Tackles By An LSU D-Lineman Since 1996

Junior defensive end **Danielle Hunter** leads LSU with 37 tackles this season, including 18 solo, and he had a career night at Auburn on Oct. 4. Hunter shattered his career high with 12 tackles, including seven solo, with 0.5 tackles for a loss. It was the first time an LSU defensive lineman recorded double-digit tackles in a game since Glenn Dorsey had 11 (3 solo) vs. Ole Miss on Nov. 18, 2006. Hunter's seven solo tackles are the most by an LSU d-lineman in a game since Marcus Spears had eight at Arkansas on Nov. 26, 2004. Hunter's 12 total tackles are the most by an LSU defensive lineman since Chuck Wiley had 12 (11 solo) against Tulane on Nov. 23, 1996. The last time an LSU defensive lineman had more than 12 tackles in a game was Wiley when he produced 20 (14 solo) at Kentucky on Oct. 14, 1995. Here is a list of defensive linemen with double-digit tackles under **Les Miles** (since 2005):

Player	Tackles (solo)	Opponent	Date	Result
Danielle Hunter	12 (7)	at #5 Auburn	Oct. 4, 2014	L, 41-7
Glenn Dorsey	11 (3)	Ole Miss	Nov. 18, 2006	W, 23-20 OT
Kyle Williams	11 (5)	at #4 Alabama	Nov. 12, 2005	W, 16-13 OT
Claude Wroten	10 (6)	at Mississippi State	Oct. 1, 2005	W, 37-7

### Travin Dural: LSU's Explosive Playmaker

Sophomore wide receiver **Travin Dural** has shown in the 2014 season that he is one of the most explosive players in the country. Dural has caught 22 passes for 574 yards and five touchdowns this season for an average of 26.1 yards per reception. Of his 29 career catches, 24 have resulted in either a first down or touchdown.

- He currently ranks second in the SEC and 15th nationally with five touchdown receptions.
- Dural is second in the league and 14th nationally in receiving yards (574).
- He is third in the SEC and 27th in the nation with 95.7 receiving yards per game.
- His 94-yard touchdown reception on the first play from scrimmage for LSU against Sam Houston State on Sept. 6 is a school record, breaking the previous long pass of 82 yards by Steve Ensminger to Carlos Carson in 1978 versus Georgia. The 94-yard TD pass tied LSU's longest offensive play from scrimmage as well as it matched a 94-yard rushing touchdown by Sal Nicolo at Rice on Oct. 4, 1952 and a 94-yard run by Jesse Fatheree at Georgia on Nov. 16, 1935.
- His 80-yard TD reception against Wisconsin in the opener ranks as the fourth-longest passing play in LSU history.
- He is only the second LSU player in history to score a touchdown on his first three receptions in a game. Dural caught three balls for three TDs against Sam Houston State. Carlos Carson had five catches for five TDs against Rice in 1977.
- Dural became the first Tiger to go over 100 receiving yards in his first career start since Dwayne Bowe hauled in five catches for 103 yards and one touchdown in his first start against Oregon State on Sept. 4, 2004.
- He is the first LSU receiver to record at least three 100-yard receiving games in the first four games of a season since Michael Clayton in 2003.
- Dural is tied for first nationally with one reception of 90-plus yards, tied for first with two receptions of 80-plus yards, tied for first with two receptions of 70-plus yards, tied for first nationally with five receptions of 40-plus yards, tied for ninth nationally with six receptions of 30-plus yards and tied for fifth with 11 receptions of 20-plus yards.
- His 534 receiving yards are the fourth-most through the first five games of a season by any player in LSU history.

### Brandon Harris Sets LSU True Freshman QB Record, Named SEC Freshman of the Week vs. NMSU

True freshman quarterback **Brandon Harris** earned SEC Freshman of the Week recognition after coming off the bench to complete 11-of-14 passes for 178 yards with three touchdowns and no interceptions against New Mexico State. He also rushed five times for 36 yards and two touchdowns, accounting for a total of five TDs in the game. Harris is the first true freshman QB in LSU history to complete three touchdown passes in a game. A week earlier, Harris completed 6-of-9 passes for 140 yards and two touchdowns in the SEC opener versus Mississippi State, becoming the first LSU quarterback to throw two or more touchdown passes in the conference opener since 2008 when Jarrett Lee threw two TDs on 11-of-22 passing at Auburn. Harris is also the first true freshman LSU QB to throw two or more TD passes in his first game against an SEC opponent since Jamie Howard threw two at Auburn in 1992. In two games against Mississippi State and New Mexico State, Harris directed LSU to touchdowns on nine of his 10 possessions at quarterback.

### Brandon Harris Joins Small List of LSU Quarterbacks to Start During Their True Freshman Season

LSU's **Brandon Harris** made his first start of his career at Auburn to join a short list of true freshmen QBs who have started at LSU since 1972, the first year the NCAA declared freshmen eligible for varsity competition. To take it a step further, Harris became the first true freshman to have his first start in an LSU uniform come in an SEC game since Jordan Jefferson got the nod at Arkansas in 2008. Harris joined these six quarterbacks as true freshman starters for LSU: Steve Ensminger (first start vs. Tulane on Nov. 20, 1976), Jamie Howard (vs. Colorado State on Sept. 26, 1992), Melvin Hill (at Florida on Oct. 8, 1994), Herb Tyler (vs. North Texas on Oct. 21, 1995), Jordan Jefferson (at Arkansas on Nov. 28, 2008) and Anthony Jennings (vs. Iowa in Outback Bowl on Jan. 1, 2014).

The following is a look at the stats in the first career starts of LSU true freshman quarterbacks:

## INDIVIDUAL HONORS

### Kwon Alexander • 4 • LB

All-SEC Second Team (Coaches)  
All-SEC Third Team (Media)

### Vadal Alexander • 74 • OG

Outland Trophy Watch List  
All-SEC Second Team (Coaches, Media)

### La'el Collins • 70 • OT

Lombardi Award Watch List  
Outland Trophy Watch List  
Senior CLASS Award Candidate  
Phil Steele All-America Second Team  
Athlon Sports All-America Third Team  
All-SEC First Team (Coaches, Media)

### Colby Delahoussaye • 42 • PK

Groza Award Watch List  
All-SEC Second Team (Coaches, Media)

### Travin Dural • 83 • WR

Biletnikoff Award Watch List

### Reid Ferguson • 50 • SNP

Phil Steele All-America Second Team

### Leonard Fournette • 7 • RB/RS

Hornung Award Honor Roll (Week 3 vs. ULM)

### Brandon Harris • 6 • QB

SEC Freshman of the Week (vs. New Mexico State)

### Danielle Hunter • 94 • DE

All-SEC Third Team (Coaches)

### Jamie Keehn • 38 • P

All-SEC Third Team (Coaches, Media)

### Terrence Magee • 18 • RB

Doak Walker Award Watch List  
All-SEC Second Team All-Purpose (Coaches, Media)

### Jalen Mills • 28 • S

Lott IMPACT Trophy Watch List

### Elliott Porter • 55 • C

Rimington Trophy Watch List

### Jermauria Rasco • 59 • DE

All-SEC Third Team (Coaches, Media)

### Rashard Robinson • 21 • CB

All-SEC Third Team (Coaches, Media)

### Corey Thompson • 12 • S

All-SEC Second Team (Coaches)  
All-SEC Third Team (Media)

### Tre'Davious White • 16 • CB

Thorpe Award Watch List  
Sports Illustrated All-America Second Team  
Athlon Sports All-America Third Team  
All-SEC Second Team (Coaches, Media)

## TIGER TRENDS

	2014	Miles
August	1-0	4-0
September	3-1	35-4
October	0-1	25-9
November	0-0	27-9
December-January	0-0	8-4
<b>LSU's Conference Record...</b>		
at home	0-1	29-8
on the road	0-1	23-14
<b>LSU's Non-Conference Record...</b>		
at home	3-0	31-0
on the road	0-0	4-0
neutral	1-0	11-4
<b>LSU vs. Ranked Opponents...</b>		
at home	0-0	15-5
on the road	0-1	12-11
neutral	1-0	11-4
<b>LSU's Record in Games...</b>		
decided by 7 pts or less	1-1	32-14
decided by 3 pts or less	0-0	10-8
Away/neutral during day	0-0	16-11
Away/neutral at night	1-1	24-7
Home during day	0-0	15-4
Home at night	3-1	44-4
<b>LSU's Record When Scoring...</b>		
less than 20 points	0-1	7-13
20+ points	4-1	92-13
30+ points	3-0	69-5
<b>LSU's Record When Allowing...</b>		
14 or fewer points	4-0	58-3
24 or fewer points	4-0	86-9
25+ points	0-2	13-17
<b>LSU's Record When...</b>		
Leading after the 1st qtr	3-0	69-6
Trailing after the 1st qtr	1-2	14-17
Tied after the 1st qtr	0-0	16-3
Leading at halftime	3-0	78-7
Trailing at halftime	1-2	19-16
Tied at halftime	0-0	2-3
Leading after the 3rd qtr	3-0	81-6
Trailing after the 3rd qtr	1-2	15-19
Tied after the 3rd qtr	0-0	3-1
<b>LSU's Record With...</b>		
less than 300 yards total offense	0-1	10-15
300+ yards total offense	4-1	89-12
400+ yards total offense	4-1	46-6
500+ yards total offense	2-0	13-0
600+ yards total offense	0-0	1-0
less than 100 yards rush	0-1	5-16
100+ yards rushing	4-1	94-10
150+ yards rushing	3-0	78-5
200+ yards rushing	3-0	42-3
250+ yards rushing	2-0	20-1
less than 200 yards pass	1-1	42-14
200+ yards passing	3-1	57-12
300+ yards passing	0-1	9-3
350+ yards passing	0-0	2-1
400+ yards passing	0-0	0-0
<b>LSU's Record When Allowing...</b>		
less than 200 total yards	1-0	23-1
less than 300 total yards	3-0	70-4
less than 400 total yards	4-0	87-13
400+ yards total offense	0-2	12-13
less than 100 yards rush	2-0	57-4
100+ yards rush	2-2	42-22
less than 200 yards pass	4-0	68-9
less than 300 yards pass	4-2	91-22
300+ yards pass	0-0	8-4

Year	Quarterback	Opponent	Results	Stats
2014	Brandon Harris	at Auburn	L, 41-7	3-of-14, 58 yds; 36 rush yds
2013	Anthony Jennings	vs. Iowa (Outback Bowl)	W, 21-14	7-of-19, 82 yds, 1 Int.; 1 rush TD
2008	Jordan Jefferson	at Arkansas	L, 31-30	9-of-21, 143 yds, 2 TDs; 50 rush yds
1995	Herb Tyler	North Texas	W, 49-7	19-of-26, 208 yds, 1 TD
1994	Melvin Hill	at Florida	L, 42-18	11-of-18, 3 Int., 128 yds
1992	Jamie Howard	Colorado State	L, 17-14	7-of-17, 1 Int., 86 yds
1976	Steve Enslinger	Tulane	W, 17-7	5-of-8, 56 yds; 26 rush yds

### Harris and Dupre Are the First True Freshmen QB-WR Duo to Start a Game In LSU History

Quarterback **Brandon Harris** and wide receiver **Malachi Dupre** started on Oct. 4 at Auburn, becoming the first true freshmen quarterback-wide receiver combination to start a game for LSU in school history. Harris connected with Dupre for a 52-yard completion to set up LSU's lone touchdown in the Auburn contest. Harris made the first start of his career to become only the seventh true freshman since 1972 to start at quarterback for LSU.

### Malachi Dupre Became First LSU True Freshman Receiver to Earn 120 Rec. Yards and 2 TDs in a Game

True freshman wide receiver **Malachi Dupre** caught four passes for 120 yards and two touchdowns in the SEC opener versus Mississippi State. He became the first true freshman in LSU modern history to record at least 120 receiving yards and two touchdown receptions in a single game.

- Dupre is the first true freshman receiver to make two touchdown receptions in a game since Rueben Randle had two on Nov. 21, 2009 at Ole Miss.
- Dupre is also the first LSU true freshman to record 100 receiving yards in a game since Nov. 10, 2007 when Terrence Toliver had 119 (on three receptions) versus Louisiana Tech.
- He is the first LSU true freshman receiver to go over 100 yards receiving in the SEC opener since Jerel Myers had 13 receptions for 153 yards against Auburn in 1999.
- Dupre is the first LSU player to catch two or more touchdown passes in the SEC opener since Josh Reed hauled in two TD receptions against Auburn in 2000.
- Malachi Dupre and Travin Dural also became the ninth duo in LSU history to finish with 100-plus receiving yards in the same game when Dural had 124 yards and Dupre had 120 versus Mississippi State. It was only the 13th time in LSU annals that two receivers each hauled in 100 receiving yards in the same game.

### Two 100-Yard LSU Receivers in the Same Game (13)

Date	Opponent	WRs	Result
9/20/14	vs. Mississippi State	Travin Dural (124), Malachi Dupre (120)	L, 34-29
9/28/13	at #9 Georgia	Jarvis Landry (156), Odell Beckham Jr. (118)	L, 44-41
8/31/13	vs. #20 TCU	Odell Beckham Jr. (118), Jarvis Landry (109)	W, 37-27
1/1/02	vs. #7 Illinois	Josh Reed (239), Michael Clayton (120)	W, 47-34
11/3/01	at Alabama	Josh Reed (293), Michael Clayton (126)	W, 35-21
10/13/01	at Kentucky	Josh Reed (160), Michael Clayton (105)	W, 29-25
10/21/00	vs. #13 Miss. State	Josh Reed (113), Reggie Robinson (102)	W, 45-38
9/2/00	vs. W. Carolina	Josh Reed (137), Jerel Myers (117)	W, 47-34
11/13/99	vs. Houston	Jerel Myers (114), Josh Reed (100)	L, 20-7
9/23/95	vs. Rice	Shedrick Wilson (201), Eddie Kennison (113)	W, 52-7
11/4/89	vs. Ole Miss	Todd Kinchen (108), Eddie Fuller (102)	W, 35-30
9/24/88	at #18 Ohio State	Tony Moss (117), Alvin Lee (108)	L, 36-33
10/24/81	vs. #20 Florida State	Orlando McDaniel (155), Malcolm Scott (112)	L, 38-14

### LSU Ranks Fourth Nationally in Points Off Turnovers with 63

LSU has forced 13 turnovers this season - seven fumbles and six interceptions - and the Tigers have generated 63 points off the turnovers, a total that ranks fourth in the nation behind FIU's 81 points, Temple's 79 points and Virginia's 72.

Team	Points Off Turnovers	Turnovers Forced	Games	Points Off Turnovers Per Game
1. Florida International	81	21	6	13.5
2. Temple	79	17	4	19.8
3. Virginia	72	19	6	12.0
4. LSU	63	13	6	10.5
5. North Texas	62	12	5	12.4

### Colby Delahoussaye Picks Up Where He Left Off; Ranks Third Nationally in Career FG Percentage

Sophomore placekicker **Colby Delahoussaye**, a semifinalist for the Lou Groza Award as a redshirt freshman in 2013, continued his outstanding accuracy to open the 2014 season. He has nailed all four field goal attempts in 2014. He currently ranks No. 3 nationally in career field goal percentage at 94.4 (minimum 15 made among active players according to the NCAA). For his career, he is now 17-of-18 in field goals, including a perfect 4-for-4 mark on attempts from 40-49 yards. Last year as a freshman, Delahoussaye shattered the LSU record for most consecutive field goals to start a career by converting his first nine attempts. The previous record was seven straight by David Browndyke in 1986.

### Active Career Field Goal Percentage National Leaders (Minimum 15 Made Field Goals)

1. Kyle Bullard, Jr., Houston - .1000 percent (18-of-18)
2. Roberto Aguayo, So., Florida State - .971 percent (33-of-34)
3. Colby Delahoussaye, So., LSU - .944 percent (17-of-18)

4. Michael Geiger, So., Michigan State - .875 percent (21-of-24)  
 5. Mike Hunnicutt, Sr., Oklahoma - .863 percent (69-of-80)

### The Aussie Punting Connection

Since the 2011 season, LSU has had the unique connection of having an Australian native punter. Brad Wing, a native of Melbourne, was a 2011 first-team All-American and served as the Tigers' punter in 2012 as well. Junior **Jamie Keehn** took over punting duties in 2013 and will retain the starting position this season. Keehn, a native of Queensland, is the second-oldest player on the LSU team after turning 25 on August 4. Only walk-on senior defensive back **Luke Boyd** is older at 27. Keehn did not play high school football and did not start punting until August 2011. Wing and Keehn did not know each other until both arrived at LSU. Keehn, a preseason third team All-SEC selection, is averaging 45.7 yards per punt to rank first in the SEC and 10th nationally. He has placed 14 of his 36 punts inside the 20-yard line through six games of the 2014 season.

### Jamie Keehn Leads the SEC and Ranks 10th Nationally in Punting

Junior **Jamie Keehn** ranks first in the Southeastern Conference and 10th nationally in average yards per punt at 45.7. Keehn has blasted 12 of his 36 punts for 50 or more yards, including a season long of 64, and he has dropped 14 of his punts inside the opponent's 20-yard line. Keehn has only had one punt reach the endzone for a touchback this season.

### LSU Defensive Rankings and Notes

Through six games, LSU has only allowed an average of 153.5 yards per game through the air, a figure that ranks second in the Southeastern Conference and 10th nationally. The Tigers rank second in the league and 11th nationally in pass defense efficiency with a rating of 97.3.

Here are some rankings and notes on the defense after six games:

- LSU ranks fifth in the SEC in total defense, giving up 337.8 yards per game.
- The Tigers are fourth in the SEC and 17th nationally in scoring defense at 17.7 points per game.
- LSU is third in the SEC in red zone defense at 75.0 percent. Opponents have reached the red zone 12 times and have scored nine times.
- LSU's two shutouts against Sam Houston State and ULM give the Tigers 258 all-time (including eight ties) and eight under **Les Miles**.
- LSU did not allow ULM to gain a first down by rushing. That's the first time the Tigers have accomplished the feat since Sept. 14, 2002 vs. Miami (Ohio).
- LSU only allowed six first downs by ULM, the lowest total since allowing six against Northwestern State on Sept. 10, 2011. The last time an LSU defense allowed less than six was Sept. 12, 1997 when Arkansas State only had five.
- LSU's seven sacks against Sam Houston State are the most in a game since Nov. 3, 2007 at Alabama when the Tigers recorded seven. The last time LSU had more than seven sacks in a game was Nov. 19, 1994 when LSU had nine vs. Tulane.
- In the opener, LSU held Wisconsin to 8-for-24 passing for 50 yards, no touchdowns and two interceptions. It is the first time LSU allowed 50 or fewer passing yards since Nov. 19, 2011 when the Tigers limited Ole Miss to 47 passing yards, and it ranks as the second-fewest total allowed since Sept. 11, 1999 when North Texas only had 10 yards passing.
- LSU only allowed 2.1 yards per pass attempt (50 yards on 24 attempts) against the Badgers, and that figure ranks as the lowest allowed during the Les Miles era at LSU and third lowest by the Tigers dating back to 1992.

Here are the three games with the lowest yards per pass attempt allowed since 1992:

Yds/Pass Attempt Avg.	Passing Comp.-Att., Yds.	Opponent
0.6	3-16, 10 yards	vs. North Texas on Sept. 11, 1999
2.0	8-26, 53 yards	vs. Louisiana-Lafayette on Oct. 5, 2002
2.1	8-24, 50 yards	vs. Wisconsin on Aug. 30, 2014

### Shutdown Defense Against ULM: Warhawks' Longest Play from Scrimmage Was 12 Yards

ULM's longest play from scrimmage against the LSU defense on Sept. 13 was a pass for a gain of 12 yards. That is the shortest "long pass" play by an LSU opponent since Nov. 27, 1993 when Arkansas' longest completion was 10 yards. It is also the first time that LSU did not allow a play from scrimmage of more than 12 yards since Nov. 13, 1971 when Mississippi State's longest play was a 12-yard pass. ULM's longest rush was a gain of six yards, the "shortest long" rush against LSU since the Tigers held Tulane to a long run of five yards on Nov. 20, 1976.

### LSU Records Back-to-Back Shutouts for First Time Since 1985

After beating Sam Houston State 56-0 and ULM 31-0, it marked the first time LSU has shut out opponents in back-to-back games since 1985 when the Tigers defeated Kentucky 10-0 on Oct. 19 and beat Ole Miss 14-0 on Nov. 2. Starting early in the third quarter against Wisconsin, LSU had a scoreless streak that amounted to 147 minutes and 24 seconds of game action, the longest such streak since 1962-63 when LSU held opponents scoreless for 169:00 of action starting at 4:30 in the first quarter against Tulane on Nov. 24, 1962 and lasting until 0:30 left in the fourth quarter against Texas A&M on Sept. 21, 1963. LSU's scoreless streak this season was the most in the same season since 1962 when the LSU defense held opponents scoreless for 195:24 that spanned the first quarter of the game against Miami on Oct. 13 and lasted through the second quarter of the Ole Miss game on Nov. 3.

LSU's back-to-back shutouts were the first since...

- LSU recorded two straight shutouts at home since 1941 when the Tigers tied Mississippi State 0-0 on Oct. 11 and beat Rice 27-0 on Oct. 18.
- LSU had back-to-back shutouts in the same venue since the 1958 season in Tulane Stadium when the Tigers defeated

### NON-CONFERENCE REGULAR SEASON WIN STREAK

LSU owns the nation's longest non-conference regular season winning streak, which stands at an NCAA FBS record 49 games. The last time the Tigers lost a non-conference regular season game was Sept. 1, 2002, at #16 Virginia Tech.

#	Opponent	Score	Location	Date
1.	The Citadel	35-10	Baton Rouge	9/7/02
2.	Miami (Ohio)	33-7	Baton Rouge	9/14/02
3.	UL-Lafayette	48-0	Baton Rouge	10/5/02
4.	UL-Monroe	49-7	Baton Rouge	8/30/03
5.	Arizona	59-13	Tucson, Ariz.	9/6/03
6.	Western Illinois	35-7	Baton Rouge	9/13/03
7.	Louisiana Tech	49-10	Baton Rouge	11/1/10
8.	Oregon State	22-21 (OT)	Baton Rouge	9/4/04
9.	Arkansas State	53-3	Baton Rouge	9/11/04
10.	Troy	24-20	Baton Rouge	10/23/04

(streak under Les Miles - 39 straight wins)

11.	#15 Arizona State	35-31	Tempe, Ariz.	9/10/05
12.	North Texas	56-3	Baton Rouge	10/29/05
13.	Appalachian State	24-0	Baton Rouge	11/5/05
14.	UL-Lafayette	45-3	Baton Rouge	9/2/06
15.	Arizona	45-3	Baton Rouge	9/9/06
16.	Tulane	49-7	Baton Rouge	9/23/06
17.	Fresno State	38-6	Baton Rouge	10/21/06
18.	#9 Virginia Tech	48-7	Baton Rouge	9/9/07
19.	Middle Tennessee	44-0	Baton Rouge	9/15/07
20.	Tulane	34-9	New Orleans	9/29/07
21.	Louisiana Tech	58-10	Baton Rouge	11/10/07
22.	Appalachian State	41-13	Baton Rouge	8/30/08
23.	North Texas	41-3	Baton Rouge	9/13/08
24.	Tulane	35-10	Baton Rouge	11/1/08
25.	Troy	40-31	Baton Rouge	11/15/08
26.	Washington	31-23	Seattle	9/5/09
27.	UL-Lafayette	31-3	Baton Rouge	9/19/09
28.	Tulane	42-0	Baton Rouge	10/31/09
29.	Louisiana Tech	24-16	Baton Rouge	11/14/09
30.	#18 North Carolina	30-24	Atlanta	9/4/10
31.	#21 West Virginia	20-14	Baton Rouge	9/25/10
32.	McNeese State	32-10	Baton Rouge	10/16/10
33.	UL-Monroe	51-0	Baton Rouge	11/13/10
34.	#3 Oregon	40-27	Arlington, Texas	9/3/11
35.	Northwestern St.	49-3	Baton Rouge	9/10/11
36.	#16 West Virginia	47-21	Morgantown	9/24/11
37.	Western Kentucky	42-9	Baton Rouge	11/12/11
38.	North Texas	41-14	Baton Rouge	9/1/12
39.	Washington	41-3	Baton Rouge	9/8/12
40.	Idaho	63-14	Baton Rouge	9/15/12
41.	Towson	38-22	Baton Rouge	9/29/12
42.	#20 TCU	37-27	Arlington, Texas	8/31/13
43.	UAB	56-17	Baton Rouge	9/7/13
44.	Kent State	45-13	Baton Rouge	9/14/13
45.	Furman	48-16	Baton Rouge	10/26/13
46.	#14 Wisconsin	28-24	Houston, Texas	8/30/14
47.	Sam Houston State	56-0	Baton Rouge	9/6/14
48.	ULM	31-0	Baton Rouge	9/13/14
49.	New Mexico State	63-7	Baton Rouge	9/27/14

### The Streak: By The Numbers

**1,988-526**

outscored opponents

**1,607-320**

outscored opponents at home

**1,581-421**

outscored opponents under Les Miles

**8**

wins over ranked teams

**12**

wins over major Power 5 conference opponents

**29**

times the opponent has been held to 10 points or less

## LSU VS. TOP 25 UNDER LES MILES (38-20)

### 2005 (5-2)

Opponent	LSU Rank	Results
at #15 Arizona State	#5	W, 35-31
#10 Tennessee	#4	L, 30-27 OT
#11 Florida	#10	W, 21-17
#17 Auburn	#7	W, 20-17 OT
at #3 Alabama	#5	W, 16-13 OT
#13 Georgia	#3	L, 34-14 in SECCG
#10 Miami	#9	W, 40-3 in Peach Bowl

### 2006 (3-2)

Opponent	LSU Rank	Results
at #3 Auburn	#6	L, 7-3
at #5 Florida	#9	L, 23-10
at #8 Tennessee	#13	W, 28-24
at #5 Arkansas	#9	W, 31-26
#11 Notre Dame	#4	W, 41-14 in Sugar Bowl

### 2007 (7-1)

Opponent	LSU Rank	Results
#9 Virginia Tech	#2	W, 48-7
#12 South Carolina	#2	W, 28-16
#7 Florida	#1	W, 28-24
at #17 Kentucky	#1	L, 40-37 OT
#18 Auburn	#5	W, 30-24
at #17 Alabama	#17	W, 41-34
#14 Tennessee	#5	W, 21-14 in SECCG
#1 Ohio State	#2	W, 38-24 in BCS Game

### 2008 (2-3)

Opponent	LSU Rank	Results
at #9/10 Auburn	#6	W, 26-21
at #11 Florida	#3	L, 51-21
#9 Georgia	#11	L, 52-38
#1 Alabama	#15	L, 27-21 OT
#14 Georgia Tech	NR	W, 38-3 in Chick-fil-A Bowl

### 2009 (1-3)

Opponent	LSU Rank	Results
at #18/14 Georgia	#4	W, 20-13
#1 Florida	#4	L, 13-3
#3 Alabama	#9	L, 24-15
#11/9 Penn State	#13	L, 19-17 in Capital One Bowl

### 2010 (5-2)

Opponent	LSU Rank	Results
#18 North Carolina	#21/16	W, 30-24
#22/21 West Virginia	#15/12	W, 20-14
at #14/12 Florida	#12/9	W, 33-29
at #5 Auburn	#6	L, 24-17
#5 Alabama	#12/11	W, 24-21
at #12 Arkansas	#6	L, 31-23
#18 Texas A&M	#11	W, 41-24 in Cotton Bowl

### 2011 (8-1)

Opponent	LSU Rank	Results
#3 Oregon	#4	W, 40-27
at #25 Mississippi State	#3	W, 19-6
at #16 West Virginia	#2/3	W, 47-21
#17/18 Florida	#1/2	W, 41-11
#19/23 Auburn	#1/2	W, 45-10
#2 Alabama	#1	W, 9-6
#3 Arkansas	#1	W, 41-17
#12/14 Georgia	#1	W, 42-10 in SECCG
#2 Alabama	#1	L, 21-0 in BCS Game

### 2012 (3-3)

Opponent	LSU Rank	Results
at #10/11 Florida	#4/3	L, 14-6
#3 South Carolina	#9/8	W, 23-21
at #20/19 Texas A&M	#6	W, 24-19
#1 Alabama	#5	L, 21-17
#22/23 Miss. State	#9/8/7	W, 37-17
#14/13 Clemson	#9/7	L, 24-25

### 2013 (3-2)

Opponent	LSU Rank	Results
vs. #20 TCU	#12/13	W, 37-27
at #9/10 Georgia	#6	L, 44-41
#17 Florida	#10/11	W, 17-6
at #1 Alabama	#10/12	L, 38-17
#9/10 Texas A&M	#18/19	W, 34-10

### 2014 (1-1)

Opponent	LSU Rank	Results
vs. #14 Wisconsin	#13/13	W, 28-24
at #5 Auburn	#15/15	L, 41-7

Tulane 62-0 on Nov. 22 and beat Clemson 7-0 in the Sugar Bowl on Jan. 1, 1959.

- LSU earned wins in two straight shutouts in Tiger Stadium: Nov. 30, 1940 in a 14-0 win versus Tulane and Sept. 20, 1941 in a 25-0 victory against Louisiana Tech.
- LSU posted back-to-back shutout wins at Tiger Stadium in the same season since 1940: Oct. 19 vs. Mercer (40-0) and Oct. 26 vs. Vanderbilt (7-0).

## LSU Has Scored 20 Defensive TDs Since 2005, 14 Under Defensive Coordinator John Chavis

Defensive coordinator John Chavis enters his sixth season at LSU, and the Tigers are annually one of college football's elite defenses. During his tenure LSU has recorded 14 defensive touchdowns, including two during the 2014 season. LSU is 10-1 under Chavis and 15-2 under **Les Miles** (dating back to 2005) when recording a defensive TD. The following is a look at LSU's defensive TDs under Miles and Chavis (since start of 2009 season):

Year	Opponent	TD	Result
2014	New Mexico State	Kendell Beckwith 29-yard interception return	LSU def. New Mexico State, 63-7
2014	Mississippi State	Danielle Hunter 25-yard fumble return	LSU lost to Miss. State, 34-29
2012	Mississippi State	Craig Loston 100-yard interception return	LSU def. Miss. State, 37-17
	Idaho	Ronald Martin 45-yard interception return	LSU def. Idaho, 63-14
	Idaho	Lavar Edwards 23-yard interception return	LSU def. Idaho, 63-14
2011	vs. Georgia	Morris Claiborne 45-yard interception return	LSU def. Georgia, 42-10
2011	at Ole Miss	Ron Brooks 46-yard interception return	LSU def. Ole Miss, 52-3
2011	at Ole Miss	Kevin Minter 0-yard fumble recovery	LSU def. Ole Miss, 52-3
2011	Auburn	Ron Brooks 28-yard interception return	LSU def. Auburn, 45-10
2011	Kentucky	Tyrann Mathieu 23-yard fumble return	LSU def. Kentucky, 35-7
2010	ULM	Ron Brooks 32-yard interception return	LSU def. ULM, 51-0
	ULM	Lavar Edwards 29-yard fumble return	LSU def. ULM, 51-0
2009	at Washington	Jacob Cutrera 29-yard interception return	LSU def. Washington, 31-23
2009	at Mississippi State	Patrick Peterson 37-yard interception return	LSU def. Miss. State, 30-26

### Defensive Coordinator John Chavis' Tenure Began in 2009 ^

2008	Tulane	Chris Hawkins 24-yard fumble return	LSU def. Tulane, 35-10
2007	vs. Tennessee	Jonathan Zenon 18-yard interception return	LSU def. Tennessee, 21-14
2006	Arizona	Jonathan Zenon 41-yard interception return	LSU def. Arizona, 45-3
2006	Louisiana-Lafayette	Jonathan Zenon 20-yard interception return	LSU def. Louisiana-Lafayette, 45-3
2005	at Vanderbilt	Ali Highsmith 22-yard fumble return	LSU def. Vanderbilt, 34-6
2005	Tennessee	Kenneth Hollis 3-yard interception return	LSU lost to Tennessee, 30-27 (OT)

## LSU Streak of Consecutive Weeks In AP Top 25 Ends at 87

LSU's streak of consecutive weeks in the AP Top 25 ended at 87, a figure that ranked second only to Alabama. The 87 straight appearances in the AP poll was the longest stretch in school history. This marked the 14th consecutive season that the Tigers were ranked in the preseason polls as LSU came in at No. 13 in both the Associated Press and the Amway Coaches Top 25 polls. Since **Les Miles** took over at LSU, the Tigers have been represented in the AP and Amway Coaches' Poll 148 of the 152 weeks. The exception came during the final three polls of the 2008 season and this week. In addition, since the start of the 2002 season, LSU has played 158 of 162 games ranked in the top 25, including 123 of 125 games under Miles. LSU has a 97-24 record in games played as a Top 25 team under Miles. The only two games that LSU didn't play as a Top 25 team during the Miles era came in 2008 against Arkansas in the regular-season finale and Georgia Tech in the Chick-fil-A Bowl. This week against Florida will mark the third. LSU finished the 2013 season ranked No. 14 in the AP and Coaches polls. It was the fifth straight season the Tigers finished the year ranked. The following is a look at the longest streaks for teams appearing in the final AP Top 25:

### Consecutive Final AP Poll Appearances

No.	Team	Last Year Out
7	Oregon	2006
6	Alabama	2007
5	LSU	2008

## Tiger Stadium's New Look in 2014

Ranked annually as the top venue in college football, Tiger Stadium is in its 91st year dating back to 1924 when the stadium was built. It's also the 84th year of Saturday night football in Death Valley. LSU has put together an impressive 60-8 home record under **Les Miles**, which includes a 31-0 mark against non-conference foes. With a new capacity of 102,321 starting in 2014, Tiger Stadium ranks sixth nationally in total capacity. LSU owns a 401-145-18 (.727) all-time record in Tiger Stadium. Here are some of the key additions in the Tiger Stadium South End zone expansion:

- 320,000 total square feet
- 66 Premium suites
- 3,000 Club Seats
- Upper Concourse with 1,400 general public seats and space for standing room only patrons
- Two 40' X 70' HD video screens (with two new ribbon boards)
- Construction officially began Sept. 10, 2012, and the contract completion date was Aug. 22, 2014.



### Anthony Jennings Orchestrates a Second Fourth-Quarter Comeback in His Young Career

- Sophomore quarterback **Anthony Jennings**, making only his second career start, calmly led LSU to victory after facing an 11-point fourth-quarter deficit to Wisconsin in the opener. It's the second time in his young career that he has guided LSU to a comeback win in the game's last stanza.
- Jennings finished the game 9-for-21 passing for 239 yards and two touchdowns, and he was 2-for-3 passing for 63 yards, including a 36-yard TD pass to **John Diarse** in the fourth quarter.

### LSU Has 22 Fourth-Quarter Comebacks Under Les Miles

LSU has won 22 games under **Les Miles** despite trailing in the fourth quarter, including the season opener against Wisconsin. The Tigers rallied to overcome an 11-point fourth-quarter deficit to beat the Badgers, 28-24. The following is a look at LSU's fourth quarter comebacks under Miles, how many points the Tigers had to overcome in the final frame to win and the quarterback who engineered the comeback:

Year	Opponent	Situation	Results	QB
2005	at Arizona St.	scored TD with 1:13 left (LSU trailed 17-7 entering 4Q; LSU scored 28 4Q points)	W, 35-31	Russell
2005	Florida	scored TD with 12:35 left (LSU trailed 17-14 in 4Q)	W, 21-14	Russell
2005	Auburn	kicked FG with 1:40 left to force OT (LSU trailed 17-14 with less than 5 minutes to play)	W, 20-17	Russell
2006	at Tennessee	scored TD with 9 seconds left (LSU trailed 24-21 with less than 8 minutes left in 4Q)	W, 28-21	Russell
2006	Ole Miss	scored TD with 14 sec. left to force OT (LSU trailed 20-7 with less than 9 minutes left in 4Q)	W, 23-20 OT	Russell
2007	Florida	scored TD with 1:06 left (LSU trailed 24-14 to start 4Q)	W, 28-24	Flynn
2007	Auburn	scored TD with :01 left (LSU trailed 24-23 with 3:12 left in the 4Q)	W, 30-24	Flynn
2007	Alabama	scored TD with 1:26 left (LSU trailed 34-27 with 4:53 left in 4Q)	W, 41-34	Flynn
2007	Tennessee	scored TD with 9:54 left (LSU trailed 14-13 with less than 10 minutes left in 4Q)	W, 21-14	Perrilloux
2008	at Auburn	scored TD with 1:03 left (LSU trailed 21-20 with 4:00 left in 4Q)	W, 26-21	Lee
2008	Troy	scored go-ahead TD with 4:50 left (LSU trailed 31-10 to start 4Q)	W, 40-31	Lee
2009	at Georgia	scored go ahead TD with 0:46 left (LSU trailed 13-12 with 1:09 left)	W, 20-13	Jefferson
2009	Arkansas	kicked FG w/ 4 sec. left to force OT (LSU trailed 30-27 with 1:18 left)	W, 33-30	Jefferson
2010	Tennessee	scored TD with 0:00 left in 4Q (LSU trailed from 11:34 left in game to final play)	W, 16-14	Lee/Jefferson
2010	at Florida	scored TD with 0:06 left in 4Q (LSU trailed 29-26 with 3:21 left in game)	W, 33-29	Lee
2010	Alabama	scored go ahead TD w/ 8:13 left in 4Q	W, 24-21	Jefferson
2010	Ole Miss	(LSU trailed 36-35 with 4:57 left in game)	W, 43-36	Jefferson
2011	at Alabama	trailed 6-3 to start 4Q	W, 9-6 OT	Jefferson
2012	South Carolina	kicked FG with 6:37 left to take lead (LSU trailed 14-10 entering 4Q)	W, 23-21	Mettenberger
2012	Ole Miss	scored go ahead TD w/15 seconds left in 4Q (LSU trailed 28-20 entering 4Q and 35-28 with 11:11 to play)	W, 41-35	Mettenberger
2013	Arkansas	scored go-ahead TD w/1:15 left in 4Q (LSU trailed 27-21 to start 4Q)	W, 31-27	Jennings
2014	vs. Wisconsin	scored go-ahead TD w/9:41 left in 4Q (LSU trailed 24-13 to start 4Q)	W, 28-24	Jennings

### LSU Has FBS' Best Record When Trailing in the Fourth Quarter Since 2005

Since head coach **Les Miles'** first season at LSU in 2005, no team has a better record in games when trailing in the fourth quarter. Here is a look at the teams with the best record when trailing in the fourth quarter since 2005:

Team	W-L Record	Win Pct.
LSU	22-23	.489
Texas	18-32	.360
Ohio State	9-21	.300
Boise State	7-17	.292

### CAREER GAMES PLAYED/STARTED

Player	2010	'11	'12	'13	'14	Total
Jamal Adams, S	--	--	--	--	6/0	6/0
Donnie Alexander, LB	--	--	--	--	6/0	6/0
Kwon Alexander, LB	--	--	7/2	13/9	5/5	25/16
Vadal Alexander, OG	--	--	13/9	13/13	6/6	32/28
Jonah Austin, OG	--	--	--	7/0	3/0	10/0
Maquedius Bain, DT	--	--	--	--	5/0	5/0
John Battle, S	--	--	--	--	1/0	1/0
Kendell Beckwith, LB	--	--	--	12/0	6/0	18/0
Josh Boutte, OT	--	--	--	8/0	6/0	14/0
Tashawn Bower, DE	--	--	--	6/0	6/0	12/0
D.J. Chark, WR	--	--	--	--	5/0	5/0
Deondre Clark, DE	--	--	--	--	6/0	6/0
Jalen Collins, CB	--	--	13/1	13/2	6/3	32/6
La'el Collins, OT	--	7/0	13/13	12/12	6/6	38/31
Colby Delahoussaye, PK	--	--	--	13/0	6/0	19/0
John Diarse, WR	--	--	--	--	6/0	6/0
Travis Dickson, TE	--	6/0	12/1	12/1	6/0	36/2
Andy Dodd, C/OL	--	--	--	--	3/0	3/0
Trent Domingue, PK	--	--	--	--	6/0	6/0
Jevonte Domond, OL	--	--	--	--	1/0	1/0
Malachi Dupre, WR	--	--	--	--	5/2	5/2
Travin Dural, WR	--	--	--	12/0	6/6	18/6
Hoko Fanaika, OG	--	--	--	12/0	6/3	18/3
Ronnie Feist, LB	--	--	5/0	--	3/0	8/0
Reid Ferguson, SNP	--	--	13/0	13/0	6/0	32/0
Leonard Fournette, RB	--	--	--	--	6/0	6/0
Cameron Gamble, PK	--	--	--	--	4/0	4/0
Clifton Garrett, LB	--	--	--	--	2/0	2/0
Greg Gilmore, DT	--	--	--	--	2/0	2/0
Davon Godchaux, DT	--	--	--	--	6/3	6/3
Dillon Gordon, TE	--	--	13/0	13/12	6/6	32/18
Brandon Harris, QB	--	--	--	--	6/1	6/1
Jerald Hawkins, OT	--	--	--	13/13	6/6	19/19
Frank Herron, DT	--	--	--	--	3/0	3/0
Kenny Hilliard, RB	--	13/0	12/1	12/0	6/5	43/6
Danielle Hunter, DE	--	--	12/0	13/10	6/6	31/16
Rickey Jefferson, S	--	--	--	7/1	6/0	13/1
Anthony Jennings, QB	--	--	--	9/1	6/5	15/6
Colin Jeter, TE	--	--	--	--	5/0	5/0
Mickey Johnson, DT	--	--	1/0	4/0	2/0	7/0
Deion Jones, LB	--	--	13/0	13/0	6/1	32/1
Melvin Jones, FB	--	--	--	9/0	5/0	14/0
Jamie Keehn, P	--	--	2/0	13/0	6/0	21/0
Christian LaCouture, DT	--	--	--	13/0	6/6	19/6
Tommy LeBeau, S	--	--	--	3/0	3/0	6/0
Quantavious Leslie, WR	--	--	--	4/0	3/0	7/0
Lamar Louis, LB	--	--	11/5	13/0	5/5	29/10
Justin Maclin, DE	1/0	--	2/0	5/0	3/0	11/0
Terrence Magee, RB	--	5/0	9/0	13/0	6/1	33/1
K.J. Malone, OL	--	--	--	--	3/0	3/0
Ronald Martin, S	--	3/0	13/1	8/7	6/6	30/14
Jalen Mills, S	--	--	13/13	13/13	6/6	32/32
John David Moore, FB	--	--	--	--	4/0	4/0
Lewis Neal, DE	--	--	--	10/0	6/0	16/0
Connor Neighbors, FB	1/0	4/0	13/0	13/7	6/6	37/13
Ed Paris, CB	--	--	--	--	6/0	6/0
M.J. Patterson, DE	--	--	--	--	3/0	3/0
Avery Peterson, WR	--	--	--	--	1/0	1/0
Ethan Pocić, C	--	--	--	6/1	5/5	11/6
Elliott Porter, C	--	--	10/1	12/12	4/4	26/17
Trey Quinn, WR	--	--	--	--	6/3	6/3
Jermauria Rasco, DE	--	9/0	13/0	13/13	6/6	41/19
Duke Riley, LB	--	--	--	13/0	6/1	19/1
Rashard Robinson, CB	--	--	--	12/2	5/3	17/5
DeSean Smith, TE	--	--	--	13/0	6/0	19/0
Kevin Spears, WR	--	--	--	--	2/0	2/0
Logan Stokes, TE	--	--	--	13/3	5/1	18/4
Sione Teuhema, DE	--	--	--	--	3/0	3/0
Dwayne Thomas, CB	--	--	3/0	11/0	5/0	19/0
Quentin Thomas, DT	--	--	3/0	11/1	4/3	18/4
Corey Thompson, S	--	--	13/0	10/5	--	23/5
Devin Voorhies, S	--	--	--	--	3/0	3/0
Evan Washington, OT	--	--	--	13/1	4/0	17/1
D.J. Welter, LB	--	7/0	1/0	13/13	6/6	27/19
Tre'Davious White, DB	--	--	--	13/11	6/6	19/17
Darrel Williams, RB	--	--	--	--	5/0	5/0



### TIGERS IN THE NFL (Week 4)

Name	Pos.	Team
Joe Barksdale	OT	St. Louis Rams
Lamin Barrow	LB	Denver Broncos
Odell Beckham Jr.	WR	New York Giants
Alfred Blue	RB	Houston Texans
Dwayne Bowe	WR	Kansas City Chiefs
Michael Brockers	DT	St. Louis Rams
Ron Brooks	CB	Buffalo Bills
Morris Claiborne	CB	Dallas Cowboys
Ryan Clark	S	Washington Redskins
Glenn Dorsey**	DE	San Francisco 49ers
Lavar Edwards	DE	Dallas Cowboys
Ego Ferguson	DT	Chicago Bears
Matt Flynn	QB	Green Bay Packers
Jeremy Hill	RB	Cincinnati Bengals
Trindon Holliday**	WR/KR	New York Giants
Tyson Jackson	DE	Atlanta Falcons
Ricky Jean Francois	DT	Indianapolis Colts
Anthony Johnson	DT	Miami Dolphins
Donnie Jones	P	Philadelphia Eagles
Brandon LaFell	WR	New England Patriots
Jarvis Landry	WR	Miami Dolphins
LaRon Landry	S	Indianapolis Colts
Bennie Logan	DT	Philadelphia Eagles
Craig Loston	S	Jacksonville Jaguars
Tyrann Mathieu	DB	Arizona Cardinals
Danny McCray	S	Chicago Bears
Zach Mettenberger	QB	Tennessee Titans
Barkevious Mingo	LB	Cleveland Browns
Kevin Minter	LB	Arizona Cardinals
Sam Montgomery*	LB	Cincinnati Bengals
Patrick Peterson	CB	Arizona Cardinals
Rueben Randle	WR	New York Giants
Eric Reid	S	San Francisco 49ers
Stevan Ridley	RB	New England Patriots
Perry Riley	LB	Washington Redskins
Russell Shepard	WR	Tampa Bay Buccaneers
Kelvin Sheppard	LB	Miami Dolphins
Tharold Simon	CB	Seattle Seahawks
Trai Turner	OG	Carolina Panthers
Andrew Whitworth	OT	Cincinnati Bengals
Kyle Williams	DT	Buffalo Bills
Brad Wing	P	Pittsburgh Steelers
Al Woods	DT	Tennessee Titans
James Wright	WR	Cincinnati Bengals

\* - Practice Squad

\*\* - Injured Reserve

**BOLD** indicates players who played for Les Miles

Colleges with the Most Active NFL Players (Week 1)

1. LSU - 38
2. USC - 37
3. Alabama - 36
4. Georgia - 34
- t5. Florida - 33
- t5. Florida State - 33

### LSU's Comeback Victory Against Wisconsin Ranks Fourth Among the School's Best Since 1949

LSU rallied from 17 point down in the fourth quarter to beat Wisconsin, 28-24. That ranks as the fourth-largest deficit the Tigers have overcome since 1949. Here is a list of the top five comeback wins based on largest deficit:

Date	Opponent	Largest Deficit	Final Score
11/15/08	Troy	28 (31-3 with 11:13 in 3rd Quarter)	40-31
10/29/77	vs. Ole Miss (Jackson)	21 (21-0 with 7:00 in 2nd Quarter)	28-21
09/07/96	Houston	20 (34-14 with 5:57 in 3rd Quarter)	35-34
08/30/14	vs. #14 Wisconsin (Houston)	17 (24-7 with 12:24 in 3rd Quarter)	28-24
11/03/79	vs. Ole Miss (Jackson)	17 (17-0 with 10:48 in 2nd Quarter)	28-24

### LSU Extends FBS Record for Consecutive Non-Conference Regular Season Wins to 49

LSU increased its Football Bowl Subdivision (FBS) record for consecutive non-conference regular season wins to 49 after the Tigers pummeled New Mexico State, 63-7, in Tiger Stadium on Sept. 27. The streak dates back to the 2002 season and now includes eight wins over ranked opponents after beating No. 14 Wisconsin in the 2014 season opener. The Tigers broke the FBS record for consecutive non-conference regular season wins in 2012, surpassing the mark of Kansas State who claimed 39 straight from 1993-2003. The Tigers haven't lost a non-conference regular season game since falling at Virginia Tech, 26-8, in the 2002 season opener in Blacksburg, Va., on Sept. 1. **Les Miles** has accounted for 39 of the 49 wins during the streak, and he is 39-0 all-time in non-conference regular season games in his tenure at LSU. Former coach Nick Saban accounted for the 10 other victories from 2002-04. Under Miles, the Tigers have outscored non-conference regular season opponents a combined 1,988-526. Here is a look at the top four in FBS all-time consecutive non-conference regular season wins:

Team	Years	Win Streak
1. LSU	2002-present	49
2. Kansas State	1993-2003	39
3. Miami	1985-88	36
4. Wisconsin	2003-13	35

### LSU Is 45-2 In Non-Conference Games Under Les Miles

LSU holds a 45-2 record in non-conference games in **Les Miles'** tenure. LSU's only two non-conference losses under Miles came against Penn State in the Capital One Bowl to end the 2009 season and to Clemson in the Chick-fil-A Bowl on Dec. 31, 2012. Of the 45 wins under Miles against non-conference opponents, 13 have come against Top 25 teams, 37 have come by double-digits and LSU has scored 40 or more points in 27 of the 45 games.

### LSU's 52-9 Under Les Miles When Winning The Turnover Battle

LSU is 52-9 under **Les Miles** when winning the turnover battle. Against ranked teams under Miles, LSU is 22-6 when having fewer turnovers than its opponent. LSU defeated No. 14 Wisconsin, 28-24, and forced two Badgers' turnovers while only committing one. The only nine losses for the Tigers under Miles when having fewer turnovers than their opponent have come against Mississippi State and Auburn in 2014, Alabama and Clemson in 2012, Arkansas in 2008, Arkansas and Kentucky in 2007, Auburn in 2006 and Tennessee in 2005. In Miles' tenure at LSU, the Tigers have a combined turnover margin of +64. LSU was +20 in 2011 and +16 in 2012.

### LSU Is 55-0 Under Miles When Rushing For 100-Yards and Holding Opponents To Less Than 100 Yards

One look at LSU's results in relation to rushing the football and it's easy to figure out that head coach **Les Miles** is a former offensive lineman who understands the importance of running the football. In 125 games under Miles, LSU's success is easy to predict when it comes to net rushing yards. Get to 100 yards rushing and LSU will more than likely win as the Tigers are 94-10 under Miles when that happens. Hold the opponent to fewer than 100 yards and the Tigers are 56-4. An even more telling stat is that when LSU rushes for 100-plus yards and holds the opponents to fewer than 100 yards, the Tigers are 55-0. The following is a look at LSU's rushing numbers during the Miles era and have the Tigers have fared in those games:

Year	LSU 100+	LSU 100-	Opp 100+	Opp 100-	LSU 100+/Opp 100-
2005	10-0	1-2	3-1	8-1	7-0
2006	10-0	1-2	5-0	6-2	6-0
2007	11-2	1-0	3-2	9-0	8-0
2008	8-3	0-2	2-5	6-0	6-0
2009	8-0	1-4	7-4	2-0	2-0
2010	11-2	0-0	7-1	5-0	5-0
2011	13-0	0-1	4-1	8-0	9-0
2012	9-1	1-2	4-2	6-1	6-0
2013	10-1	0-2	6-3	4-0	4-0
2014	4-1	0-1	2-2	2-0	2-0
<b>Totals</b>	<b>94-10</b>	<b>5-16</b>	<b>43-21</b>	<b>56-4</b>	<b>55-0</b>

### LSU Is 42-4 Under Les Miles When A Running Back Reaches 100-Yards

LSU is 42-4 under **Les Miles** when a running back reaches 100 yards in a game. Of the running backs who make up the 2014 roster, LSU has eight career 100-yard games to its credit. **Kenny Hilliard** has four, **Terrence Magee** has three and **Leonard Fournette** has one. Hilliard ran for 110 yards in LSU's 28-24 victory over Wisconsin in the opener, and Fournette totaled 122 rushing yards against New Mexico State. LSU's only four losses under Miles when having a back reach the

100-yard mark came vs. Clemson in 2012 (Jeremy Hill, 124 yards), Alabama in 2012 (Hill, 107 yards); Georgia in 2008 (Charles Scott, 144 yards) and Arkansas in 2007 (Jacob Hester, 126 yards).

### 36 Tigers Have Seen Their First Career Playing Time This Season

LSU reloaded its roster yet again after losing a nation's best nine players to the 2014 NFL Draft. A total of 36 Tigers have seen the field for the first time this season, including 17 true freshmen: 33 **Jamal Adams** (special teams/defense), 48 **Donnie Alexander** (special teams: punt return), 90 **Maquedius Bain** (DT), 30 **John Battle** (S), 53 **Logan Boudreaux** (special teams), 82 **D.J. Chark** (WR), 61 **Alex Cheramie** (OL), 98 **Deondre Clark** (DE), 9 **John Diarse** (WR/special teams), 14 **Trent Domingue** (special teams: kickoff), 67 **Jevonte Domond** (OL), 15 **Malachi Dupre** (WR), 72 **Andy Dodd** (C), 7 **Leonard Fournette** (RB/special teams: kickoff return), 3 **Clifton Garrett** (special teams), 39 **Russell Gage** (special teams/CB), 36 **Cameron Gamble** (special teams), 99 **Greg Gilmore** (DT), 57 **Davon Godchaux** (DT), 6 **Brandon Harris** (QB), 97 **Frank Herron** (DT), 86 **Miquel James** (WR/RB), 44 **Colin Jeter** (TE), 16 **Brad Kragthorpe** (QB), 63 **K.J. Malone** (OL), 47 **John David Moore** (special teams), 24 **Ed Paris** (special teams), 93 **M.J. Patterson** (DE), 2 **Avery Peterson** (WR), 8 **Trey Quinn** (WR/special teams), 87 **Kevin Spears** (WR), 10 **Austin Suits** (special teams), 58 **Sione Teuhema** (DE), 57 **Cody Townsend** (OL), 35 **Devin Voorhies** (special teams/S) and 34 **Darrel Williams** (RB).

### Ten First-Time Starters

Ten LSU players have made their first career starts this season (6 on offense, 4 on defense). QB **Brandon Harris** and RB **Terrence Magee** became the latest when they made their first starts against Auburn. Harris is also the fourth true freshman to start this year, joining WR **Malachi Dupre**, DT **Davon Godchaux** and WR **Trey Quinn**.

Game	No. First-Time Starters (Players)
vs. #14 Wisconsin	4 (WR T. Dural, RG H. Fanaika, DT C. LaCouture, WR T. Quinn)
Sam Houston State	None
ULM	3 (DT D. Godchaux, LB D. Jones, LB D. Riley)
Mississippi State	None
New Mexico State	1 (WR M. Dupre)
at #5 Auburn	2 (QB B. Harris, RB T. Magee)

### LSU Features Four College Graduates on the Roster

Four current LSU players have already earned their undergraduate degree at the university. **Evan Washington** graduated in spring 2014, and **Connor Neighbors**, **Justin Maclin** and **Elliott Porter** graduated in summer 2014. Washington earned his degree in interdisciplinary studies, while Neighbors earned his in general business and Maclin and Porter graduated with sport administration degrees.

### True Freshmen Play Big Roles at LSU Under Les Miles

LSU coach **Les Miles** has never shied away from playing true freshmen. In his 10 years with the Tigers, a total of 100 true freshmen have seen action for LSU, including 17 so far in 2014. Of the 100 true freshmen who have played under Miles, 31 have started at least once during their freshman season.

#### Most True Freshmen Starters by Year Under Les Miles

2012:	6 (Kwon Alexander, Vadal Alexander, Reid Ferguson, Jeremy Hill, Lamar Louis, Jalen Mills)
2013:	5 (Rickey Jefferson, Anthony Jennings, Ethan Pocic, Rashard Robinson, Tre'Davious White)
2014:	4 (Malachi Dupre, Davon Godchaux, Brandon Harris, Trey Quinn)
2006:	4 (Jacob Cutrera, Richard Dickson, Charles Scott, Keiland Williams)
2010:	3 (Alfred Blue, Tyrann Mathieu, Eric Reid)
2011:	3 (Odell Beckham Jr., James Hairston, Jarvis Landry)
2007:	2 (Drake Nevis, Terrence Toliver)
2008:	2 (Jordan Jefferson, Deangelo Peterson)
2009:	2 (Dominique Allen, Rueben Randle)
2005:	0

### Four LSU True Freshmen Score in the Same Game for the First Time in School History

When LSU beat Sam Houston State 56-0 on Sept. 6, something happened in the game that had previously never been accomplished in LSU history: Four true freshmen scored a touchdown in the same game. RB **Leonard Fournette** scored on a four-yard TD run in the first quarter, QB **Brandon Harris** scored on a 46-yard TD run in the second quarter, RB **Darrel Williams** scored on a one-yard TD run in the third quarter and WR **Malachi Dupre** hauled in an eight-yard TD pass from Harris in the fourth quarter. The previous high was three true freshmen against Rice on Sept. 25, 1982 when RB Dalton Hilliard, RB Gary James and TE Mitch Andrews scored touchdowns.

### LSU Has Played 17 True Freshmen in 2014, Second-Most in the SEC

LSU has played a total of 17 true freshmen this season, a figure that ranks as the most in the 10 seasons under head coach **Les Miles**. The previous high for true freshmen in a season under Coach Miles was 15 in 2012. LSU's 17 currently ranks second this season among Southeastern Conference teams, only trailing Tennessee's 22 true freshmen. Here is a list of the most true freshmen played by SEC teams this season:

1. Tennessee - 22
2. LSU - 17
3. Texas A&M - 14
t4. Arkansas - 12
t4. Alabama - 12

### CAREER 100-YARD RECEIVING GAMES

**Travin Dural • 83 • WR (3)**  
 151 vs. #14 Wisconsin, 2014  
 140 vs. Sam Houston State, 2014  
 124 vs. Mississippi State, 2014

**Malachi Dupre • 15 • WR (1)**  
 120 vs. Mississippi State, 2014

### CAREER 100-YARD RUSHING GAMES

**Kenny Hilliard • 27 • RB (4)**  
 141 vs. North Texas, 2012  
 116 vs. Idaho, 2012  
 110 vs. #14 Wisconsin, 2014  
 102 vs. #3 Arkansas, 2011

**Terrence Magee • 18 • RB (3)**  
 149 vs. #9 Texas A&M, 2013  
 108 vs. Kent State, 2013  
 108 vs. Furman, 2013

**Leonard Fournette • 7 • RB (1)**  
 122 vs. New Mexico State, 2014

## TRUE FRESHMEN UNDER LES MILES

LSU coach **Les Miles** has never shied away from playing true freshmen. In his 10 years with the Tigers, a total of 100 true freshmen have seen action for LSU, including 17 in 2014. Here's the list of true freshmen who have played in their first year at LSU:

Year	Name
2005	(2) LB Darry Beckwith and RB Steven Korte
2006	(10) WR/RS Trindon Holliday, RB Charles Scott, DB Danny McCray, LB Jacob Cutrera, LB Perry Riley, TE Richard Dickson, WR Chris Mitchell, WR Jared Mitchell, DT Al Woods, and RB Keiland Williams.
2007	(7) PK Josh Jasper, PK Andrew Crutchfield, LT Jarvis Jones, RT Joseph Barksdale, WR Terrence Toliver, DB Chad Jones, DT Drake Nevis.
2008	(8) CB Patrick Peterson, CB Brandon Taylor, LB Ryan Baker, DB Kamell Hatcher, OT Greg Shaw, WR Deangelo Peterson, QB Jordan Jefferson, DB Derrick Bryant
2009	(6) WR Rueben Randle, S Craig Loston, DT Josh Downs, CB Morris Claiborne, QB/WR Russell Shepard, FB Dominique Allen
2010	(12) RB Alfred Blue, WR Kadron Boone, CB Tyrann Mathieu, FB Connor Neighbors, S Eric Reid, DB Tharold Simon, S Ronnie Vinson, RB Spencer Ware, WR James Wright, LB Luke Muncie, DE Justin Maclin, FB J.C. Copeland
2011	(9) WR Odell Beckham Jr., OG La'el Collins, PK James Hairston, RB Kenny Hilliard, DT Anthony Johnson, WR Jarvis Landry, RB Terrence Magee, DE Jermauria Rasco, S Ronald Martin
2012	(15) LB Kwon Alexander, OT Vadal Alexander, CB Jalen Mills, P Jamie Keehn, S Jerqwinick Sandolph, LB Deion Jones, SNP Reid Ferguson, DL Danielle Hunter, LB Ronnie Feist, LB Lorenzo Phillips, S Corey Thompson, TE Dillon Gordon, CB Dwayne Thomas, LB Lamar Louis, RB Jeremy Hill.
2013	(14) LB Kendell Beckwith, DE Tashawn Bower, RB Jeryl Brazil, OT Josh Boutte, DB Rickey Jefferson, QB Anthony Jennings, FB Melvin Jones, DT Christian LaCouture, DE Lewis Neal, C Ethan Pocic, LB Duke Riley, CB Rashard Robinson, TE DeSean Smith, CB Tre'Davious White
2014	(17) S Jamal Adams, LB Donnie Alexander, DE Deondre Clark, RB Leonard Fournette, PK Cameron Gamble, LB Clifton Garrett, DT Davon Godchaux, QB Brandon Harris, CB Ed Paris, WR Trey Quinn, WR Malachi Dupre, RB Darrel Williams, S Devin Voorhies, CB Russell Gage, WR D.J. Chark, DE Sione Teuhema, S John Battle

## No. 18 Tradition Passed Down to Terrence Magee

A tradition established in 2003 continues as senior running back **Terrence Magee** was voted to wear the No. 18 jersey for the 2014 season. Magee was presented the jersey by coach **Les Miles** following a vote of the coaching staff and former LSU No. 18s during the Tigers' first team meeting of fall camp on Sunday, Aug. 3. Magee is LSU's leading returning rusher after running for 626 yards and eight touchdowns a year ago. Jersey No. 18 was born when, in 2003, quarterback Matt Mauck guided LSU to its first national championship since 1958. His number became synonymous with success -- both on and off the field -- as well as a selfless attitude that has become the epitome of being an LSU football player. After his final year with the Tigers, Mauck passed the jersey number down to running back Jacob Hester, who then helped LSU to another national title in 2007. Here is a look at the jersey No. 18s:

Years	Player	Position
2003	Matt Mauck	QB
2004-07	Jacob Hester	RB
2008-09	Richard Dickson	TE
2010	Richard Murphy	RB
2011	Brandon Taylor	S
2012	Bennie Logan	DT
2013	Lamin Barrow	LB
2014	Terrence Magee	RB

## LSU Leads All Colleges With 38 Players on NFL Rosters

LSU led all colleges with 38 players on NFL opening weekend rosters, the NFL announced at the conclusion of the first week of competition. The 38 active NFL players in week one put the Tigers ahead of Southern Cal (37), Alabama (36), Georgia (34), Florida (33) and Florida State (33). LSU also led the NFL in number of defensive tackles with six and was tied for most defensive backs with nine. LSU has two active punters in the NFL, which ties with Miami and Tennessee for the most in the league.

## LSU: The SEC's Winningest Team Since 2005

LSU is the winningest program in the SEC since the start of **Les Miles'** tenure as head coach in 2005 as the Tigers have posted a 99-26 mark during that span. The 99 victories for LSU are nine better than Florida, while the Tigers are also tops in final poll rankings. LSU is also third nationally in wins since 2005 behind only Boise State (105) and Ohio State (100).

Team	W-L	Bowls	SEC Titles	Top 25
<b>LSU</b>	<b>99-26</b>	<b>9</b>	<b>2</b>	<b>8</b>
Florida	90-31	8	2	6
Georgia	88-36	9	1	6
Auburn	84-37	7	2	5
South Carolina	80-42	8	0	4
Alabama	78-25	9	2	6
Arkansas	66-52	5	0	3
Tennessee	59-58	4	0	2
Mississippi State	59-58	5	0	1
Ole Miss	54-62	4	0	2
Kentucky	52-65	5	0	0
Vanderbilt	50-66	4	0	2

## Wins Since 2005 (Nationally)

Boise State	105
Ohio State	100
<b>LSU</b>	<b>99</b>
Oregon	97
Oklahoma	97
Southern Cal	92
Virginia Tech	92
TCU	92
Florida	90
Texas	90
Wisconsin	90



## LSU's 20-Plus Yards Play Breakdown

### BY PLAY

Pass.....	25
Rush.....	12
TOTAL.....	37

### BY GAME

vs. Wisconsin.....	5
vs. Sam Houston State.....	6
vs. ULM.....	6
vs. Mississippi State.....	8
vs. New Mexico State.....	8
vs. Auburn.....	4
vs. Florida.....	
vs. Kentucky.....	
vs. Ole Miss.....	
vs. Alabama.....	
vs. Arkansas.....	
vs. Texas A&M.....	

### BY QUARTER

1st.....	7
2nd.....	11
3rd.....	8
4th.....	11

### RUSHING

Leonard Fournette.....	4
Brandon Harris.....	3
Kenny Hilliard.....	2
Anthony Jennings.....	1
Terrence Magee.....	1
Darrel Williams.....	1

### PASSING

Brandon Harris.....	13
Anthony Jennings.....	11
Terrence Magee.....	1

### RECEIVING

Travin Dural.....	11
Malachi Dupre.....	6
John Diarse.....	4
Leonard Fournette.....	2
Trey Quinn.....	1
Darrel Williams.....	1

### 20 OR MORE YARD TOUCHDOWNS

Travin Dural.....	3
Malachi Dupre.....	3
John Diarse.....	1
Leonard Fournette.....	1
Brandon Harris.....	1
Kenny Hilliard.....	1
Darrel Williams.....	1

## LSU's 20-Plus Yards Plays of 2014

Yards	Type	Player	Opponent	Qtr.
94	Pass	Travin Dural from Anthony Jennings	SHSU	1*
80	Pass	Travin Dural from Anthony Jennings	Wisc.	1*
52	Pass	Malachi Dupre from Brandon Harris	AU	1
49	Pass	Travin Dural from Anthony Jennings	Miss. St.	4
46	Run	Brandon Harris	SHSU	2*
44	Pass	Travin Dural from Anthony Jennings	Wisc.	3
44	Pass	Malachi Dupre from Terrence Magee	Miss. St.	1
40	Run	Leonard Fournette	SHSU	1
40	Pass	Travin Dural from Anthony Jennings	AU	4
37	Pass	John Diarse from Anthony Jennings	AU	3
36	Pass	John Diarse from Anthony Jennings	Wisc.	4*
33	Pass	Leonard Fournette from Brandon Harris	NMSU	2
32	Pass	Travin Dural from Anthony Jennings	ULM	3
32	Run	Brandon Harris	AU	2
31	Pass	Malachi Dupre from Brandon Harris	Miss. St.	4*
30	Pass	Malachi Dupre from Brandon Harris	Miss. St.	4*
28	Run	Kenny Hilliard	Wisc.	4*
28	Pass	Travin Dural from Anthony Jennings	SHSU	1*
27	Pass	Travin Dural from Anthony Jennings	Wisc.	4
27	Run	Leonard Fournette	SHSU	4
27	Pass	Malachi Dupre from Brandon Harris	NMSU	2*
27	Pass	Trey Quinn from Brandon Harris	NMSU	3
26	Run	Kenny Hilliard	NMSU	3
25	Pass	Darrel Williams from Brandon Harris	Miss. St.	4
24	Run	Leonard Fournette	ULM	3*
23	Pass	John Diarse from Anthony Jennings	ULM	1
23	Run	Terrence Magee	NMSU	3
22	Pass	John Diarse from Brandon Harris	SHSU	3
22	Run	Darrel Williams	ULM	2*
22	Run	Anthony Jennings	ULM	2
22	Pass	Travin Dural from Anthony Jennings	Miss. St.	2
22	Pass	Travin Dural from Brandon Harris	Miss. St.	4
22	Pass	Travin Dural from Brandon Harris	NMSU	2
22	Pass	Malachi Dupre from Brandon Harris	NMSU	2
21	Run	Brandon Harris	NMSU	4
20	Pass	Leonard Fournette from Anthony Jennings	ULM	2
20	Run	Leonard Fournette	Miss. St.	2

\*Denotes play resulted in touchdown.

## GAME-BY-GAME NOTABLES

Opponent	Captains	Coin Toss	Kickoff/Receive	LSU 1st Poss.	Game Time (CT)	Game Length	Jerseys	Result
vs. Wisconsin	L. Collins, T. Magee, D. Welter, J. Rasco, R. Ferguson, J. Keehn	Loss	Receive	Punt	8:15 p.m.	3:28	White	W, 28-24
Sam Houston State	K. Hilliard, C. Neighbors, J. Collins, C. Delahoussaye	Loss	Kickoff	Touchdown	6:39 p.m.	3:10	White	W, 56-0
ULM	L. Collins, J. Hawkins, D. Thomas, J. Adams	Loss	Receive	Punt	6:02 p.m.	3:01	Purple	W, 31-0
Mississippi State	K. Hilliard, A. Jennings, R. Martin, J. Rasco, D. Riley	Loss	Receive	Punt	6:12 p.m.	3:37	White	L, 34-29
New Mexico State	E. Povic, K. Alexander, D. Thomas, D. Jones	Loss	Kickoff	Fumble	6:39 p.m.	3:17	Purple	W, 63-7
at Auburn	L. Collins, J. Hawkins, K. Alexander, T. Magee	Loss	Receive	Punt	6:01 p.m.	3:18	White	L, 41-7

## BY THE NUMBERS

**102,321**

new stadium capacity after the south end zone project finished in summer of 2014. Also the largest crowd in Tiger Stadium history (lost to Miss. State, 34-29, on Sept. 20, 2014)

**1,500**

old dorm rooms below the east and west stands

**.727**

winning percentage after 564 home games (401-145-18)

**89**

89-yard punt return by Billy Cannon 50 years ago to beat Ole Miss on Halloween Night in 1959

**91<sup>st</sup>**

year of LSU football in Tiger Stadium dating back to 1924

**89**

times the crowd has exceeded 90,000 for a game

**428**

windows replaced on the North End of the stadium prior to the 2012 season

**68-7**

Saturday night record since 2000

**60-8**

home record under head coach Les Miles

**15**

undefeated home seasons, including four under Les Miles

**9**

trips by the "ESPN College GameDay" crew

**6<sup>th</sup>**

largest on-campus stadium in the nation (102,321)

**7**

times named the toughest place in the nation to play a road game by national media outlets

**1**

win over a No. 1 ranked team (def. Florida, 28-21, in 1997)

# Tiger Stadium

## COLLEGE FOOTBALL'S ULTIMATE SETTING



## “THE SCARIEST PLACE TO PLAY IN AMERICA”

- ESPN.COM, ESPN COLLEGE FOOTBALL LIVE

### Notables

- LSU began playing football in Tiger Stadium in 1924 and is currently in its 91st year in the venerable stadium. This season marks the 84th year LSU has played under the lights in Death Valley. The Tigers defeated Spring Hill, 35-0, on Oct. 3, 1931 in the first night game in the stadium's history.
- Head coach **Les Miles** is 43-3 in Saturday Night home games. The only losses were to two top-ranked teams -- No. 1 Florida on Oct. 10, 2009 and No. 1 Alabama on Nov. 3, 2012 -- and Mississippi State on Sept. 20, 2014. LSU's last non-conference home loss was to UAB on Sept. 23, 2000.
- Since national attendance figures began being kept in 1957, LSU has finished in the nation's top 10 in average attendance in 50 of the past 57 seasons.
- Since 1960, LSU owns a stellar 234-62-4 (.787) record in traditional Tiger Stadium night games. The Tigers are 32-25-3 (.558) at home during the day in that span.
- LSU has won 40 consecutive home games over non-conference opponents. **Les Miles** is 31-0 in non-conference home games.

### Quotables

“I'm not sure what it was like to walk into the Coliseum, but I bet it was something like this. The best place in the world to watch a sporting event.”

- **Wright Thompson, ESPN Senior Writer**

“Dark. That combined with Tiger Stadium on a Saturday night is something loud, strange and holy. There is noise everywhere in stadiums from Eugene to Tuscaloosa. Only in Baton Rouge is there a living, breathing lurking in its grand, old stadium.”

- **Dennis Dodd, CBSSports.com**

“Best stadium -- Tiger Stadium, LSU. The pregame festivities, the deafening noise -- there's no other place like it.”

- **Matt Hayes, Sporting News**

“Death Valley is the pound-for-pound king of noise in college football. The place is just mind-numbingly loud for a ridiculous amount of time.”

- **Bruce Feldman, CBSSports.com**

“For three hours on Saturday night, I don't know that there has ever been an atmosphere in sports that I've been a part of that was as memorable to me. When you're there, you don't want to miss anything.”

- **Scott Van Pelt, ESPN**

# The Last Meeting

LSU

#17 Florida 6

#10/11 LSU 17



Oct. 12, 2013 • Tiger Stadium • Baton Rouge, La. • 92,980

## LSU's Defense Comes Up Big In 17-6 Win Over No. 17 Florida

LSU had its best defensive outing of the season, limiting Florida to just 240 total yards and a pair of field goals, as the 10th-ranked Tigers hammered the Gators, 17-6, in Tiger Stadium. LSU improved to 6-1 overall and 3-1 in league play with the victory as the Tigers won their sixth straight and 28th of last 29 games in Tiger Stadium. The six points were the fewest scored by a Florida team against LSU since a 20-3 victory in 1979. Florida struck first, taking its first possession and marching 60 yards on 14 plays to take a 3-0 lead late in the first quarter. LSU responded with a 70-yard, 9-play drive capped with a 1-yard plunge by fullback **J.C. Copeland** to take a 7-3 lead on the first play of the second quarter. LSU's defense forced Florida to punt on its next five possessions, during which time the Tigers were able to extend the lead to 14-3 on a 1-yard quarterback sneak by **Anthony Jennings**. The score remained 14-3 until early in the fourth quarter when the Gators converted another field goal to pull to within 14-6. LSU answered the Gators with a field goal of its own as **Colby Delahoussaye** converted a 31-yard attempt to stretch the lead to 17-6 with 7:58 to play. On its next possession, Florida drove to the LSU 20-yard line before a penalty, and back-to-back sacks, the last coming on fourth down, ended the Gators chances at a comeback. The LSU offense took over with 3:51 to go and was able to run out the clock. For the game, **Jeremy Hill** led the LSU offense with 121 yards on 19 carries against a Florida defense that came into the game allowing just 65 yards on the ground a game. **Zach Mettenberger** completed 9-of-17 passes for 152 yards, while **Jarvis Landry** caught 4 passes for 58 yards. Defensively, LSU recorded season highs for sacks (4), tackles for loss (8) and QB hurries (5) as the Tigers stymied the Florida offensive attack. LB **Lamin Barrow** led the LSU defense with 13 tackles, while CB **Jalen Mills**, DB **Micah Eugene**, DT **Anthony Johnson**, and LB **Kendell Beckwith** all had sacks.

	Scoring				
	1	2	3	4	F
Florida	3	0	0	3	6
LSU	0	14	0	3	17

## STATISTICAL COMPARISON

Category	LSU	UF	CONF. (NCAA) RANKING	
			LSU	UF
Record:	4-2	3-1	--	--
Conference:	0-2	2-1	--	--
Scoring Offense:	35.7	33	8(36)	12(53)
Total Offense:	432.3	404.8	10(53)	11(74)
Rushing Offense:	211.5	189.8	6(32)	8(44)
Passing Offense:	220.8	215	10(77)	11(83)
Scoring Defense:	17.7	20.3	4(17)	7(26)
Total Defense:	337.8	370.0	5(32)	8(51)
Pass Defense:	153.5	267.0	2(10)	13(99)
Rushing Defense:	184.3	103	14(89)	4(15)
KO Ret. Avg.:	23.6	21.15	6(48)	11(67)
Punt Ret. Avg.:	8.8	16.33	8(38)	3(16)
Time of Poss.:	32:26	30:24	3(26)	8(55)
3rd Down Conv.:	.347	.343	12(104)	13(105)
Opp. 3rd-D Conv.:	.302	.413	7(18)	12(79)
TO Margin:	+5	+8	4(21)	2(12)
Net Punting:	43.4	41.0	1(6)	4(14)
Fumbles Recovered:	7	8	2(9)	1(5)
Passes Intercepted:	6	7	7(33)	5(23)
Fumbles Lost:	4	1	8(70)	2(4)
Turnovers Gained:	13	15	2(13)	5(34)
Turnovers Lost:	8	7	7(54)	2(16)
Passing Efficiency:	152.6	111.9	6(27)	13(104)
Pass Efficiency Defense:	97.3	132.2	2(11)	11(79)
Fewest Penalties:	32	28	9(58)	4(33)
Fewest Yards Penalized:	258	259	6(46)	7(47)
Sacks:	1.8	3.0	9(78)	4(23)
Tackles for Losses:	5.2	8.3	12(89)	2(5)
First Downs:	128	82	4(27)	13(115)
Red Zone Offense:	.864	.938	7(45)	3(15)
Red Zone Defense:	.750	.818	3(27)	6(60)

## The Series: Florida leads 31-26-3

1937: LSU, 19-0 Sept. 25 at Baton Rouge  
 1941: LSU, 10-7 Oct. 25 at Baton Rouge  
 1953: Tie, 21-21 Oct. 24 at Gainesville  
 1954: LSU, 20-7 Oct. 23 at Baton Rouge  
 1955: UF, 18-14 Oct. 15 at Gainesville  
 1956: UF, 21-6 Oct. 27 at Baton Rouge  
 1957: UF, 22-14 Oct. 26 at Gainesville  
 1958: LSU, 10-7 Oct. 25 at Baton Rouge  
 1959: LSU, 9-0 Oct. 24 at Gainesville  
 1960: UF, 13-10 Oct. 22 at Baton Rouge  
 1961: LSU, 23-0 Oct. 28 at Gainesville  
 1962: LSU, 23-0 Oct. 27 at Baton Rouge  
 1963: LSU, 14-0 Oct. 26 at Gainesville  
 1964: UF, 20-6 Nov. 28 at Baton Rouge  
 1965: UF, 14-7 Oct. 2 at Gainesville  
 1966: UF, 28-7 Oct. 22 at Baton Rouge  
 1967: LSU, 37-6 Oct. 7 at Gainesville  
 1971: LSU, 48-7 Oct. 9 at Baton Rouge  
 1972: Tie, 3-3 Nov. 25 at Gainesville  
 1973: LSU, 24-3 Oct. 6 at Baton Rouge  
 1974: UF, 24-14 Oct. 5 at Gainesville  
 1975: UF, 34-6 Oct. 4 at Baton Rouge  
 1976: UF, 28-23 Oct. 2 at Gainesville  
 1977: LSU, 36-14 Oct. 1 at Baton Rouge

1978: LSU, 34-21 Oct. 7 at Gainesville  
 1979: LSU, 20-3 Oct. 6 at Baton Rouge  
 1980: LSU, 24-7 Oct. 4 at Gainesville  
 1981: UF, 24-10 Oct. 3 at Baton Rouge  
 1982: LSU, 24-13 Oct. 2 at Gainesville  
 1983: UF, 31-17 Oct. 1 at Baton Rouge  
 1984: Tie, 21-21 Sept. 8 at Gainesville  
 1985: UF, 20-0 Oct. 5 at Baton Rouge  
 1986: LSU, 28-17 Oct. 4 at Gainesville  
 1987: LSU, 13-10 Oct. 3 at Baton Rouge  
 1988: UF, 19-6 Oct. 1 at Gainesville  
 1989: UF, 16-13 Oct. 7 at Baton Rouge  
 1990: UF, 34-8 Oct. 6 at Gainesville  
 1991: UF, 16-0 Oct. 5 at Baton Rouge  
 1992: UF, 28-21 Oct. 10 at Gainesville  
 1993: UF, 58-3 Oct. 9 at Baton Rouge  
 1994: UF, 42-18 Oct. 8 at Gainesville  
 1995: UF, 28-10 Oct. 7 at Baton Rouge  
 1996: UF, 56-13 Oct. 12 at Gainesville  
 1997: LSU 28-21 Oct. 11 at Baton Rouge  
 1998: UF, 22-10 Oct. 10 at Gainesville  
 1999: UF, 31-10 Oct. 9 at Baton Rouge  
 2000: UF, 41-9 Oct. 7 at Gainesville  
 2001: UF, 44-15 Oct. 6 at Baton Rouge

2002: LSU, 36-7 Oct. 12 at Gainesville  
 2003: UF, 19-7 Oct. 11 at Baton Rouge  
 2004: LSU, 24-21 Oct. 9 at Gainesville  
 2005: LSU, 21-17 Oct. 15 at Baton Rouge  
 2006: UF, 23-10 Oct. 7 at Gainesville  
 2007: LSU, 28-24 Oct. 6 at Baton Rouge  
 2008: UF, 51-21 Oct. 11 at Gainesville  
 2009: UF, 13-3 Oct. 10 at Baton Rouge  
 2010: LSU, 33-29 Oct. 9 at Gainesville  
 2011: LSU, 41-11 Oct. 8 at Baton Rouge  
 2012: UF, 14-6 Oct. 6 at Gainesville  
 2013: LSU, 17-6 Oct. 12 at Baton Rouge

*At Baton Rouge: Florida leads, 16-15  
 At Gainesville: Florida leads, 15-11-3  
 Les Miles vs. Florida: 5-4*

# LSU Tigers Depth Chart (Based on Game Starters)

## OFFENSE

X	8	Trey Quinn	6-0	194	Fr.-HS
-or-	15	Malachi Dupre	6-3	187	Fr.-HS
	1	Quantavius Leslie	6-4	179	Sr.-SQ
	2	Avery Peterson	6-2	200	Fr.-RS
<b>LT</b>	<b>70</b>	<b>La'el Collins</b>	<b>6-5</b>	<b>321</b>	<b>Sr.-2L</b>
	71	Jonah Austin	6-6	330	Jr.-1L
-or-	63	K.J. Malone	6-3	289	Fr.-RS
<b>LG</b>	<b>74</b>	<b>Vadal Alexander</b>	<b>6-6</b>	<b>340</b>	<b>Jr.-2L</b>
	63	K.J. Malone	6-3	289	Fr.-RS
	78	Garrett Brumfield	6-4	309	Fr.-HS
<b>C</b>	<b>55</b>	<b>Elliott Porter</b>	<b>6-4</b>	<b>297</b>	<b>Sr.-2L</b>
	77	Ethan Pocic	6-7	301	So.-1L
	72	Andy Dodd	6-4	336	Fr.-RS
RG	69	Hoko Fanaika	6-6	330	Sr.-1L
-or-	77	Ethan Pocic	6-7	301	So.-1L
-or-	75	Evan Washington	6-6	334	Sr.-1L
<b>RT</b>	<b>65</b>	<b>Jerald Hawkins</b>	<b>6-6</b>	<b>309</b>	<b>So.-1L</b>
	76	Josh Boutte	6-5	340	So.-SQ
<b>TE</b>	<b>85</b>	<b>Dillon Gordon</b>	<b>6-4</b>	<b>295</b>	<b>Jr.-2L</b>
	84	Logan Stokes	6-5	255	Sr.-1L
-or-	89	DeSean Smith	6-5	242	So.-1L
-or-	41	Travis Dickson	6-3	237	Sr.-2L
Z	83	Travin Dural	6-2	192	So.-1L
	9	John Diarse	6-0	210	Fr.-RS
	82	D.J. Chark	6-2	184	Fr.-HS
	87	Kevin Spears	6-3	195	Fr.-RS
QB	10	Anthony Jennings	6-2	216	So.-1L
-or-	6	Brandon Harris	6-3	188	Fr.-HS
RB	27	Kenny Hilliard	6-0	232	Sr.-3L
-or-	18	Terrence Magee	5-9	217	Sr.-2L
	7	Leonard Fournette	6-1	230	Fr.-HS
	34	Darrel Williams	6-0	230	Fr.-HS
<b>FB</b>	<b>43</b>	<b>Connor Neighbors</b>	<b>5-11</b>	<b>229</b>	<b>Sr.-2L</b>
	49	Melvin Jones	6-2	258	So.-1L

## DEFENSE

<b>DE</b>	<b>94</b>	<b>Danielle Hunter</b>	<b>6-6</b>	<b>240</b>	<b>Jr.-2L</b>
	98	Deondre Clark	6-3	244	Fr.-HS
	58	Sione Teuhema	6-4	232	Fr.-HS
DT	95	Quentin Thomas	6-4	303	Jr.-1L
-or-	57	Davon Godchaux	6-4	298	Fr.-HS
	97	Frank Herron	6-4	278	Fr.-RS
	99	Greg Gilmore	6-5	305	Fr.-RS
DT	91	Christian LaCouture	6-5	300	So.-1L
	92	Lewis Neal	6-1	255	So.-1L
	90	Maquedius Bain	6-4	299	Fr.-RS
<b>DE</b>	<b>59</b>	<b>Jermauria Rasco</b>	<b>6-3</b>	<b>247</b>	<b>Sr.-3L</b>
	46	Tashawn Bower	6-5	237	So.-1L
	54	Justin Maclin	6-4	240	Sr.-SQ
	93	M.J. Patterson	6-3	231	Fr.-RS
Sam	23	Lamar Louis	6-0	229	Jr.-2L
	40	Duke Riley	6-1	218	So.-1L
	48	Donnie Alexander	6-1	201	Fr.-HS
<b>Mike</b>	<b>31</b>	<b>D.J. Welter</b>	<b>6-1</b>	<b>235</b>	<b>Sr.-1L</b>
	52	Kendell Beckwith	6-2	245	So.-1L
	3	Clifton Garrett	6-2	242	Fr.-HS
<b>Will</b>	<b>4</b>	<b>Kwon Alexander</b>	<b>6-2</b>	<b>227</b>	<b>Jr.-2L</b>
	45	Deion Jones	6-1	220	Jr.-2L
	22	Ronnie Feist	6-1	224	Jr.-1L
<b>CB</b>	<b>32</b>	<b>Jalen Collins</b>	<b>6-2</b>	<b>198</b>	<b>Jr.-2L</b>
-or-	<b>21</b>	<b>Rashard Robinson</b>	<b>6-3</b>	<b>177</b>	<b>So.-1L</b>
	24	Ed Paris	6-1	208	Fr.-HS
S	28	Jalen Mills	6-0	194	Jr.-2L
	29	Rickey Jefferson	6-0	204	So.-1L
	<b>12</b>	<b>Corey Thompson</b>	<b>6-2</b>	<b>218</b>	<b>Jr.-2L</b>
	35	Devin Voorhies	6-2	208	Fr.-HS
S	26	Ronald Martin	6-2	220	Sr.-3L
	33	Jamal Adams	6-0	206	Fr.-HS
	13	Dwayne Thomas	6-0	182	So.-1L
<b>CB</b>	<b>16</b>	<b>Tre'Davious White</b>	<b>5-11</b>	<b>191</b>	<b>So.-1L</b>
	13	Dwayne Thomas	6-0	182	So.-1L
	39	Russell Gage	6-0	180	Fr.-HS

## PRONUNCIATIONS

Players		
74	Vadal Alexander	OG
	vuh-Dall	
90	Maquedius Bain	DT
	muh-Quay-dee-us	
70	La'el Collins	OT
	Lah-ell	
42	Colby Delahoussaye	PK
	Dell-uh-hoos-ee	
9	John Diarse	WR
	Dee-arse	
14	Trent Domingue	PK
	Doe-mang	
15	Malachi Dupre	WR
	Mal-uh-kye Doo-ree	
83	Travin Dural	WR
	Tray-vin	
69	Hoko Fanaika	OG
	Hoe-koe fuh-Nye-kuh	
57	Davon Godchaux	DT
	duh-Vahn God-chaw	
94	Danielle Hunter	DE
	duh-NEEL	
91	Christian LaCouture	DT
	Lock-uh-chur	
15	Quantavius Leslie	WR
	Owan-tay-vee-us	
77	Ethan Pocic	C
	Poe-sick	
59	Jermauria Rasco	DE
	Jer-maw-ree-A	
58	Sione Teuhema	DE
	See-oh-nee Tuh-hoo-muh	
Coaches		
	Bradley Dale Peveto	ST
	Pea-vuh-toe	

## SPECIAL TEAMS

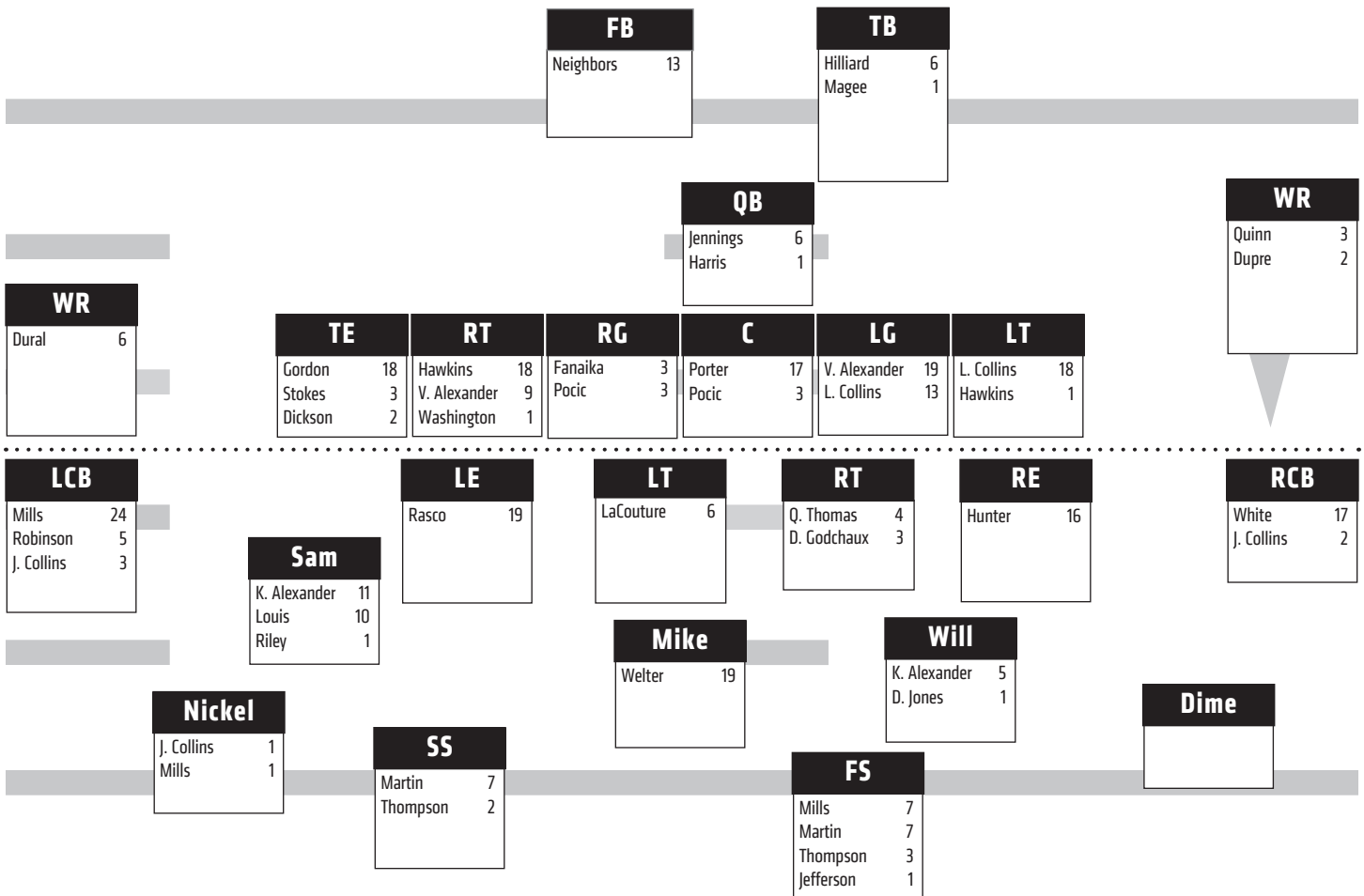
<b>PK</b>	<b>42</b>	<b>Colby Delahoussaye</b>	<b>5-10</b>	<b>176</b>	<b>So.-1L</b>
	14	Trent Domingue	6-1	170	So.-SQ
KO	14	Trent Domingue	6-1	170	So.-SQ
-or-	36	Cameron Gamble	5-11	190	Fr.-HS
PR	16	Tre'Davious White	5-11	191	So.-1L
	8	Trey Quinn	6-0	194	Fr.-HS
<b>HOLD</b>	<b>16</b>	<b>Brad Kragthorpe</b>	<b>6-0</b>	<b>200</b>	<b>Jr.-SQ</b>
	13	Chris LaBorde	6-0	191	Jr.-SQ
<b>KOR</b>	<b>7</b>	<b>Leonard Fournette</b>	<b>6-1</b>	<b>230</b>	<b>Fr.-HS</b>
	<b>18</b>	<b>Terrence Magee</b>	<b>5-9</b>	<b>217</b>	<b>Sr.-2L</b>
<b>P</b>	<b>38</b>	<b>Jamie Keehn</b>	<b>6-4</b>	<b>220</b>	<b>Jr.-2L</b>
	14	Trent Domingue	6-1	170	So.-SQ
<b>SNP</b>	<b>50</b>	<b>Reid Ferguson</b>	<b>6-2</b>	<b>236</b>	<b>Jr.-2L</b>
	53	Logan Boudreaux	5-11	218	Jr.-SQ

## LOCATION OF COACHES

On The Field	
Les Miles, head coach	
Frank Wilson, running backs	
Steve Ensminger, tight ends	
Brick Haley, defensive line	
Adam Henry, wide receivers	
Bradley Dale Peveto, special teams	
Corey Raymond, defensive backs	
Jeff Grimes, offensive line	
In The Press Box	
John Chavis, defensive coordinator	
Cam Cameron, offensive coordinator	



## CAREER STARTS/GAME-BY-GAME STARTERS



## OFFENSIVE GAME-BY-GAME STARTERS

Game	X	Z	LT	LG	C	RG	RT	TE	FB	TB	QB
vs. Wisconsin	Quinn	Dural	L. Collins	V. Alexander	Pocic	Fanaika	Hawkins	Gordon	Neighbors	Hilliard	Jennings
Sam Houston State	Stokes (2 TE)	Dural	L. Collins	V. Alexander	Pocic	Fanaika	Hawkins	Gordon	Neighbors	Hilliard	Jennings
ULM	Quinn	Dural	L. Collins	V. Alexander	Porter	Fanaika	Hawkins	Gordon	Neighbors	Hilliard	Jennings
Mississippi State	Quinn	Dural	L. Collins	V. Alexander	Porter	Pocic	Hawkins	Gordon	Neighbors	Hilliard	Jennings
New Mexico State	Dupre	Dural	L. Collins	V. Alexander	Porter	Pocic	Hawkins	Gordon	Neighbors	Hilliard	Jennings
at Auburn	Dupre	Dural	L. Collins	V. Alexander	Porter	Pocic	Hawkins	Gordon	Neighbors	Magee	Harris
at Florida											
Kentucky											
Ole Miss											
Alabama											
at Arkansas											
at Texas A&M											

## DEFENSIVE GAME-BY-GAME STARTERS

Game	LE	LT	RT	RE	WILL	MIKE	SAM	LCB	RCB	SS	FS
vs. Wisconsin	Rasco	LaCouture	Q. Thomas	Hunter	K. Alexander	Welter	Louis	J. Collins	White	Martin	Mills
Sam Houston State	Rasco	LaCouture	Q. Thomas	Hunter	K. Alexander	Welter	Louis	J. Collins	White	Martin	Mills
ULM	Rasco	LaCouture	Godchaux	Hunter	D. Jones	Welter	Riley	J. Collins	White	Martin	Mills
Mississippi State	Rasco	LaCouture	Q. Thomas	Hunter	K. Alexander	Welter	Louis	Robinson	White	Martin	Mills
New Mexico State	Rasco	LaCouture	Godchaux	Hunter	K. Alexander	Welter	Louis	Robinson	White	Martin	Mills
at Auburn	Rasco	LaCouture	Godchaux	Hunter	K. Alexander	Welter	Louis	Robinson	White	Martin	Mills
at Florida											
Kentucky											
Ole Miss											
Alabama											
at Arkansas											
at Texas A&M											



33

**Jamal Adams**  
Safety

6-0 • 206 • Fr. • HS  
Carrollton, Texas (Hebron HS)



**TRUE FRESHMAN SEASON (2014)**

Adams is one of 17 true freshmen to see action for the Tigers this season ... Garnered 25 tackles over his last five games highlighted by a season's best seven tackles at Auburn ... Added five stops versus Sam Houston State and New Mexico State ... Named a captain for the ULM game, the first freshman to earn that honor during the Les Miles era ... Added four stops during the ULM and Mississippi State games ... Seven of his 25 tackles have come on special teams ... His seven stops leads LSU's special teams.

**CAREER HIGHS**

Total tackles: 7, at Auburn, 2014)  
Tackles for loss: 0  
Sacks: 0

**ADAMS' CAREER DEFENSIVE STATS**

YEAR	G-GS	UT	AT	TT	TFL	SACKS	PBU	QBH	INT	FF	FR
2014	6-0	9	16	25	0.5-1	0	1	0	0	0	0-0
<b>Totals</b>	<b>6-0</b>	<b>9</b>	<b>16</b>	<b>25</b>	<b>0.5-1</b>	<b>0</b>	<b>1</b>	<b>0</b>	<b>0</b>	<b>0</b>	<b>0-0</b>



4

**Kwon Alexander**  
Linebacker

6-2 • 227 • Jr. • 2L  
Oxford, Ala. (Oxford HS)



- 2014 Preseason All-SEC Second Team (Coaches)
- 2014 Preseason All-SEC Third Team (Media)

**JUNIOR SEASON (2014)**

Alexander has served as LSU's starting WILL linebacker during five of six this season ... His 36 tackles are second on the defense ... Did not play against ULM ... Registered a team-leading eight tackles sparked by a career-high tying two stops for loss against No. 14 Wisconsin during the Advocate Texas Kickoff ... LSU's defense held the Badgers to 32 total yards on 19 plays over the final 27:24 of the contest as the Tigers erased a 17-point deficit ... Racked up a season's best 13 tackles versus Mississippi State ... Stripped MSU QB Dak Prescott on the opening play of the 2nd half which led to Danielle Hunter's 25-yard fumble recovery for a touchdown ... Secured a team-leading eight tackles against New Mexico State ... Moved from the SAM to the WILL linebacker position during the offseason ... Has started nine of LSU's last 11 games going back to the Georgia game in 2013.

**K. ALEXANDER'S CAREER HIGHS**

Total tackles: 14, Furman, 2013  
Tackles for loss: 2.0, 2x (Last: vs. Wisconsin, 2014; First: Furman, 2013)  
Sacks: 0

**K. ALEXANDER IN THE SEC RANKINGS • OCT. 5**

7.2 Tackles Per Game • T-13th

**K. ALEXANDER'S CAREER DEFENSIVE STATS**

YEAR	G-GS	UT	AT	TT	TFL	SACKS	PBU	QBH	INT	FF	FR
2012	7-2	8	4	12	1.0-2	0	1	1	0	1	2-15
2013	13-9	30	35	65	6.5-14	0	4	1	0	0	0-0
2014	5-5	15	21	36	2.0-2	0	0	4	0	1	0-0
<b>Totals</b>	<b>25-16</b>	<b>53</b>	<b>60</b>	<b>113</b>	<b>9.5-18</b>	<b>0</b>	<b>5</b>	<b>6</b>	<b>0</b>	<b>2</b>	<b>2-15</b>



74

**Vadal Alexander**  
Offensive Guard

6-6 • 340 • Jr. • 2L  
Buford, Ga. (Buford HS)



- 2014 Preseason All-SEC Second Team (Coaches & Media)
- 2014 Outland Trophy Watch List
- 2012 Freshman All-America Second Team (Scout.com)
- 2012 All-SEC Freshman Team (Coaches)

**JUNIOR SEASON (2014)**

Alexander has played in all 32 career games with 28 career starts which includes his last 18 outings at left guard dating back to the 2013 season opener against TCU ... Second among LSU's offensive lineman with 32.5 knockdowns ... Played all 67 snaps of the 2014 opener versus No. 14 Wisconsin and came away with five knockdowns ... Paved the way as Kenny Hilliard racked up 93 of his 110 rushing yards during the 4th quarter and LSU erased a 17-point second-half deficit versus the Badgers ... Amassed a season's best 7.5 knockdowns over 63 snaps against ULM ... Tacked on a team-leading seven knockdowns at Auburn.



52

**Kendell Beckwith**  
Linebacker

6-2 • 245 • So. • 1L  
Jackson, La. (East Feliciana HS)



**SOPHOMORE SEASON (2014)**

Beckwith has lined up at MIKE linebacker during all six games and has served as D.J. Welter's backup ... Collected 26 tackles which is tied for 4th on the team ... Registered one tackle and a key five-yard rush on a fake punt attempt versus No. 14 Wisconsin during the 3rd quarter ... The five-yard rush gave the Tigers a first down and led to a field goal which sparked LSU's 17-point comeback against the Badgers ... Racked up a career-high seven tackles and added a sack versus Sam Houston State ... Notched six stops and a half tackle for loss against Mississippi State ... Returned his first career interception for a 29-yard touchdown versus New Mexico State during the 1st quarter ... One of eight SEC players to return an interception for a touchdown in 2014 ... Secured six tackles and his first career fumble recovery at Auburn.

**BECKWITH'S CAREER HIGHS**

Total tackles: 7, Sam Houston State, 2014  
Tackles for loss: 1.0, 3x, (Last: Mississippi State, 2014; First: Florida, 2013)  
Sacks: 1.0, 2x, (Last: Sam Houston State, 2014; First: Florida, 2013)

**BECKWITH'S CAREER DEFENSIVE STATS**

YEAR	G-GS	UT	AT	TT	TFL	SACKS	PBU	QBH	INT	FF	FR
2013	12-0	5	6	11	1.0-8	1.0-8	0	0	0	1	0
2014	6-0	11	15	26	2.0-9	1.0-8	2	1	1-29	0	1
<b>Totals</b>	<b>18-0</b>	<b>16</b>	<b>21</b>	<b>37</b>	<b>3.0-17</b>	<b>2.0-16</b>	<b>2</b>	<b>1</b>	<b>1-29</b>	<b>1</b>	<b>1</b>



46

**Tashawn Bower**  
**Defensive End**  
 6-5 • 237 • So. • 1L  
 Somerville, N.J. (Immaculata HS)



**SOPHOMORE SEASON (2014)**

Bower has seen action in all six games at left defensive end behind and has served as Jermauria Rasco's backup ... Collected 10 tackles over his last four outings ... Registered a career-high five stops versus New Mexico State ... Secured three tackles during LSU's SEC opener against Mississippi State ... Added half-tackles for loss during the ULM and New Mexico State games.

**BOWER'S CAREER HIGHS**

Total tackles: 5, New Mexico State, 2014  
 Tackles for loss: 0.5, 2x (Last: New Mexico State, 2014; First: ULM, 2014)  
 Sacks: 0

**BOWER'S CAREER DEFENSIVE STATS**

YEAR	G-GS	UT	AT	TT	TFL	SACKS	PBU	QBH	INT	FF	FR
2013	6-0	1	2	3	0	0	0	0	0	0	0
2014	6-0	4	6	10	1.0-2	0	0	1	0	0	0
<b>Totals</b>	<b>12-0</b>	<b>5</b>	<b>8</b>	<b>13</b>	<b>1.0-2</b>	<b>0</b>	<b>0</b>	<b>1</b>	<b>0</b>	<b>0</b>	<b>0</b>



98

**Deondre Clark**  
**Defensive End**  
 6-3 • 244 • Fr. • HS  
 Oklahoma City, Okla. (Douglass HS)



**TRUE FRESHMAN SEASON (2014)**

Clark is one of 17 true freshmen to see action for the Tigers this season ... Provided valuable depth during all six games to LSU's defensive line ... Picked up two tackles during the Sam Houston State, ULM and New Mexico State games ... Added a pair of QB hurries against Sam Houston State ... Collected a half-tackle for loss versus New Mexico State.

**CLARK'S CAREER HIGHS**

Total tackles: 2, 3x (Last: New Mexico State, 2014; First: Sam Houston State, 2014)  
 Tackles for loss: 0.5, New Mexico State, 2014  
 Sacks: 0

**CLARK'S CAREER DEFENSIVE STATS**

YEAR	G-GS	UT	AT	TT	TFL	SACKS	PBU	QBH	INT	FF	FR
2014	6-0	0	6	6	0.5-0	0	0	3	0	0	0-0
<b>Totals</b>	<b>6-0</b>	<b>0</b>	<b>6</b>	<b>6</b>	<b>0.5-0</b>	<b>0</b>	<b>0</b>	<b>3</b>	<b>0</b>	<b>0</b>	<b>0-0</b>



32

**Jalen Collins**  
**Cornerback**  
 6-2 • 198 • Jr. • 2L  
 Olive Branch, Miss. (Olive Branch HS)



**• 2012 All-SEC Freshman Team (Coaches)**

**JUNIOR SEASON (2014)**

After a strong preseason camp, Collins has started at left cornerback in three of six games this season ... The start for Collins against No. 14 Wisconsin was his first since the UAB game on Sept. 7, 2013 ... Secured a career-high tying six tackles and one PBU versus the Badgers ... LSU's defense held the Badgers to 32 total yards on 19 plays over the final 27:24 of the contest as the Tigers erased a 17-point deficit ... Tacked on three tackles and a PBU against Mississippi State.

**COLLINS' CAREER HIGHS**

Total tackles: 6, 2x (Last: Wisconsin, 2014; First: Mississippi State, 2012)  
 PBUs: 2, 2x (Last: Mississippi State, 2012; First: Idaho, 2012)  
 Interceptions: 1, 2x (Last: Ole Miss, 2012; First: at Texas A&M, 2012)

**COLLINS' CAREER DEFENSIVE STATS**

YEAR	G-GS	UT	AT	TT	TFL	SACKS	PBU	QBH	INT	FF	FR
2012	13-1	15	15	30	0	0	6	0	2-9	0	0
2013	13-2	15	7	22	0	0	2	0	0	0	0
2014	6-3	8	6	14	1.0-2	0	2	0	0	0	0
<b>Totals</b>	<b>32-6</b>	<b>38</b>	<b>28</b>	<b>66</b>	<b>1.0-2</b>	<b>0</b>	<b>10</b>	<b>0</b>	<b>2-9</b>	<b>0</b>	<b>0</b>



70

**La'el Collins**  
**Offensive Tackle**  
 6-5 • 321 • Sr. • 2L  
 Baton Rouge, La. (Redemptorist HS)



- 2014 Preseason All-SEC First Team (Coaches, Media)
- 2014 Lombardi Award Watch List
- 2014 Outland Trophy Watch List
- 2014 Senior CLASS Award Finalist
- 2013 All-SEC Second Team (Coaches)
- 2013 SEC Offensive Lineman of the Week (vs. TCU)
- 2012 All-SEC Honorable Mention (AP)
- 2012 SEC Co-Offensive Lineman of the Week (vs. Alabama)
- 2011 CBSSports.com Freshman All-American

**SENIOR SEASON (2014)**

Collins has started at left tackle during all six games ... Logged a team-leading 372 offensive snaps for the Tigers ... Racked up a team-leading 44.5 knockdowns and has had at least five in every game ... Paved the way as Kenny Hilliard amassed 93 of his 110 rushing yards during the 4th quarter, and LSU erased a 17-point second-half deficit during the Wisconsin game ... Collected 11.5 knockdowns on 55 snaps versus Sam Houston State ... Has played in 38 career games and started 31 of LSU's last 32 games dating back to the 2012 season opener against North Texas on Sept. 1, 2012 ... Has made his last 19 starts at left tackle after spending his first two seasons at guard ... Possesses the skills to become one of the nation's top offensive linemen.



42

Colby Delahoussaye

Place Kicker

5-10 • 176 • So. • 1L

New Iberia, La. (New Iberia HS)



- 2014 Preseason All-SEC Second Team (Coaches, Media)
- 2014 Groza Award Watch List
- 2013 SEC Academic Honor Roll

**REDSHIRT SOPHOMORE SEASON (2014)**

Delahoussaye buried two field goals and two PATs versus No. 14 Wisconsin at the AdvoCare Texas Kickoff ... His 47-yard field goal during the 3rd quarter was the second-longest kick of his career ... One of two SEC placekickers to convert on all field goals attempts in 2014 ... Knocked home 17-of-18 career field goals and 79-of-81 career PATs ... Connected on eight straight field goal attempts ... Misses are a 31-yard FG attempt and a PAT versus Furman in 2013 along with a PAT against Sam Houston State ... Won placekicking battle during 2013 fall camp after he joined the Tigers as a walk-on in fall of 2012.

**DELAHOUSSAYE'S CAREER HIGHS**

Field Goals Made: 3, vs. TCU, 2013  
 Field Goal Attempted: 3, vs. TCU, 2013  
 Long FG: 49, at Georgia, 2013

**SEC RANKINGS • OCT. 5**

24 PATs Made • T-6th  
 4 Field Goals Made • T-9th

**DELAHOUSSAYE'S CAREER FIELD GOAL TOTALS**

YEAR	FGM-FGA	1-19	20-29	30-39	40-49	50+	LG	PAT	POINTS
2013	13-14	0-0	6-6	4-5	3-3	0-0	49	56-57	95
2014	4-4	0-0	1-1	2-2	1-1	0-0	47	24-25	36
<b>TOTALS</b>	<b>17-18</b>	<b>0-0</b>	<b>7-7</b>	<b>6-7</b>	<b>4-4</b>	<b>0-0</b>	<b>49</b>	<b>80-82</b>	<b>131</b>



9

John Diarse

Wide Receiver

6-0 • 210 • Fr. • RS

Monroe, La. (Neville HS)



**REDSHIRT FRESHMAN SEASON (2014)**

Diarse was one of 12 players to make his career debut versus No. 14 Wisconsin at the AdvoCare Texas Kickoff ... Picked up two catches, 48 yards and a touchdown against the Badgers ... Broke four tackles en route to a 36-yard TD on a 3rd and 21 play at the 12:08 mark of the 4th quarter ... Added two more receptions during the Sam Houston State, ULM and Auburn games ... Notched a career-long 37-yard reception at Auburn ... Seven of his nine receptions have resulted in either a first down or touchdown ... Redshirted in 2013 after he suffered an injury during fall camp.

**DIARSE'S CAREER RECEIVING HIGHS**

Receptions: 2, 4x (Last: at Auburn, 2014; First: vs. Wisconsin, 2014)  
 Yards: 48, vs. Wisconsin, 2014  
 Long: 37, at Auburn, 2014  
 Touchdowns: 1, vs. Wisconsin, 2014

**DIARSE'S CAREER RECEIVING STATS**

YEAR	G-GS	REC.	YDS.	TD	LONG
2014	6-0	9	165	1	37
<b>Totals</b>	<b>6-0</b>	<b>9</b>	<b>165</b>	<b>1</b>	<b>37</b>



41

Travis Dickson

Tight End

6-3 • 237 • Sr. • 2L

Ocean Springs, Miss. (Ocean Springs HS)



- 2011 SEC Academic Honor Roll
- 2010 SEC Freshman Academic Honor Roll

**SENIOR SEASON (2014)**

Dickson is one of four players to see action in LSU's tight end rotation ... Caught a seven-yard pass but fumbled in the 2nd quarter of the Wisconsin game ... Also recorded receptions during the Mississippi State and Auburn games ... Played in 35 career games with one start during his career ... Younger brother of former LSU starting TE Richard Dickson who was a guest captain for the Mississippi State game.

**DICKSON'S CAREER RECEIVING HIGHS**

Receptions: 5, Ole Miss, 2012  
 Yards: 69, Ole Miss, 2012  
 Touchdowns: 0  
 Long: 45, Auburn, 2013

**DICKSON'S CAREER RECEIVING STATS**

YEAR	G-GS	REC.	YDS.	TD	LONG
2011	6-0	1	10	0	10
2012	12-0	6	73	0	30
2013	12-1	5	109	0	45
2014	6-0	3	18	0	7
<b>Totals</b>	<b>35-1</b>	<b>15</b>	<b>210</b>	<b>0</b>	<b>45</b>



14

Trent Domingue

Place Kicker/Punter

6-1 • 170 • So. • SQ

Mandeville, La. (St. Paul's HS)



**SOPHOMORE SEASON (2014)**

Domingue has shared kickoff duties with Cameron Gamble ... 18 of his 25 kickoff attempts on the season have resulted in touchbacks ... Secured a season's best five touchbacks versus Sam Houston State and New Mexico State ... Serves as backup placekicker and punter who can serve in both roles when called upon.

**DOMINGUE'S CAREER HIGHS**

Kickoffs: 7, Sam Houston State, 2014  
 Kickoff Yards: 452, Sam Houston State, 2014  
 Kickoff Avg.: 64.7, New Mexico State, 2014  
 Touchbacks: 5, 2x (Last: New Mexico State, 2014; First: Sam Houston State, 2014)


**DOMINGUE'S CAREER KICKOFF STATS**

YEAR	G-GS	NO.	YDS.	AVG.	TB	OB
2014	6-0	25	1610	64.4	18	0
<b>Totals</b>	<b>6-0</b>	<b>25</b>	<b>1610</b>	<b>64.4</b>	<b>18</b>	<b>0</b>





**15**  
**Malachi Dupre**  
**Wide Receiver**  
**6-3 • 187 • Fr. • HS**  
**New Orleans, La. (John Curtis HS)**



**TRUE FRESHMAN SEASON (2014)**

Dupre is one of 17 true freshmen to see action for the Tigers this season ... Missed the season-opener versus No. 14 Wisconsin but has broke into the starting lineup during the New Mexico State and Auburn games ... Tallied 10 receptions for 249 yards and four touchdowns over his last five outings ... Secured two receptions for 23 yards and a touchdown against Sam Houston State in his debut ... Hauled in an 8-yard TD pass from fellow freshman Brandon Harris in the 4th quarter ... Caught four passes for 120 yards and two scores against Mississippi State ... His TDs came from 31 yards and 30 yards out 28 seconds apart late in the 4th quarter ... First true freshman WR to go over 100 yards receiving during SEC opener since Jerel Myers had 13 receptions for 153 yards against Auburn in 1999 ... First LSU player to catch two-plus TDs or more touchdown passes in the SEC opener since Josh Reed hauled in two TDs at Auburn in 2000 ... Notched three catches for 54 yards and a touchdown versus New Mexico State in his first career start ... With Brandon Harris at Auburn, became first quarterback-wide receiver combination to start a game in program history ... Secured a season's long 52-yard reception at Auburn.

**DUPRE'S CAREER RECEIVING HIGHS**

Receptions: 4, Mississippi State, 2014  
 Yards: 120, Mississippi State, 2014  
 Long: 52, at Auburn, 2014  
 Touchdowns: 2, Mississippi State, 2014

**DUPRE IN THE SEC RANKINGS • OCT. 5**


24.9 Yards Per Catch • 2nd  
 4 Receiving Touchdowns • T-6th

**DUPRE'S CAREER RECEIVING STATS**

YEAR	G-GS	REC.	YDS.	TD	LONG
2014	5-2	10	249	4	52
<b>Totals</b>	<b>5-2</b>	<b>10</b>	<b>249</b>	<b>4</b>	<b>52</b>



**83**  
**Travin Dural**  
**Wide Receiver**  
**6-2 • 192 • So. • 1L**  
**Breaux Bridge, La. (Breaux Bridge HS)**



**• 2014 Biletnikoff Award Watch List**

**REDSHIRT SOPHOMORE SEASON (2014)**

Dural has amassed 574 receiving yards and a team-leading five touchdowns over his five starts at wide receiver ... One of four players to make his first career start versus No. 14 Wisconsin ... Exploded for three catches, 151 yards and one touchdown ... Hauled in an 80-yard score with 4:47 remaining during the 1st quarter for LSU's first touchdown of the season ... At the time, the 80-yard touchdown matched the third-longest passing play in school history ... His three receptions resulted in 140 yards and a career-high three touchdowns against Sam Houston State ... Caught a 94-yard touchdown on LSU's first play from scrimmage during the Sam Houston State game ... The 94-yard scoring strike was the longest pass in program history which eclipsed an 82-yard touchdown pass from Steve Ensminger to Carlos Carson against Georgia on Oct. 14, 1978 ... Joined Carson as the only players in program history to have their first three receptions of a game go for touchdowns, Carson scored five touchdowns on five catches against Rice on Sept. 24, 1977 ... Came away with a career-best six receptions versus ULM and Mississippi State ... Added three receptions for 40 yards and a touchdown against New Mexico

State ... For his career, Dural has had 24 of his 29 receptions result in either first downs or touchdowns.

**DURAL'S CAREER RECEIVING HIGHS**

Receptions: 6, 2x (Last: Mississippi State, 2014; First: ULM, 2014)  
 Yards: 151, vs. Wisconsin, 2014  
 Long: 94 (TD), Sam Houston State, 2014  
 Touchdowns: 3, Sam Houston State, 2014

**DURAL IN THE SEC RANKINGS • OCT. 5**

26.1 Yards Per Catch • 1st  
 5 Receiving Touchdowns • T-2nd  
 574 Receiving Yards • 2nd  
 95.7 Receiving Yards Per Game • 3rd  
 22 Receptions • 13th

**DURAL'S CAREER RECEIVING STATS**

YEAR	G-GS	REC.	YDS.	TD	LONG
2013	12-0	7	145	2	49 (TD)
2014	6-6	22	574	5	94 (TD)
<b>Totals</b>	<b>18-6</b>	<b>29</b>	<b>709</b>	<b>7</b>	<b>94 (TD)</b>




**69**  
**Hoko Fanaika**  
**Offensive Guard**  
**6-6 • 330 • Sr. • 1L**  
**Sacramento, Calif. (College of San Mateo)**




**SENIOR SEASON (2014)**

Fanaika has started three of six games at right guard ... Was one of four players to make his first career start against No. 14 Wisconsin at the AdvoCare Texas Kickoff ... Played all 67 snaps and registered four knockdowns against the Badgers ... Amassed a season's best five knockdowns on 59 snaps versus ULM ... Tough and physical lineman who has great hands and power at the point of attack ... Punishing run blocker who has shown steady improvement in pass protection ... Saw action in 12 games as a reserve in 2013 ... Also starts on special teams for the Tigers.



**50**  
**Reid Ferguson**  
**Long Snapper**  
**6-2 • 236 • Jr. • 2L**  
**Buford, Ga. (Buford HS)**



**• 2014 Phil Steele Preseason All-America Second Team**

**JUNIOR SEASON (2014)**

In his third season as LSU's starting long snapper ... Has handled all but one snap for the Tigers on punts and placekicks during the 2012, 2013 and 2014 seasons ... The lone exception was a punt against ULM during the 4th quarter.



7

**Leonard Fournette**  
Running Back  
6-1 • 230 • Fr. • HS  
New Orleans, La. (Saint Augustine HS)



• 2014 Hornung Award Honor Roll (vs. ULM)

**TRUE FRESHMAN SEASON (2014)**

Fournette is one of 17 true freshmen to see action for the Tigers this season ... Leads the team with 364 rushing yards on 66 carries and second on the team lead with four rushing touchdowns ... Serves as LSU's primary kickoff returner where he has averaged 23.6 yards per return ... Averages 122.2 all-purpose yards per game ... Piled up 117 yards on five returns against No. 14 Wisconsin ... Registered 13 carries, 92 yards and his first career rushing touchdown against Sam Houston State ... Scored from four yards out in the 2nd quarter after he dashed for a career-long 40-yard run on the previous play ... Added 32 receiving yards and 22 kickoff return yards en route to 146 all-purpose yards ... Earned Hornung Award Honor Roll Status after he came away with 112 all-purpose yards (52 rush, 20 receiving and a career-long 40-yard kick return) versus ULM ... Ripped off a season's best 122 yards on 18 carries and scored two touchdowns against New Mexico State ... Tacked on 33 receiving yards to claim a career-high 155 all-purpose yards.

**FOURNETTE'S CAREER RUSHING HIGHS**

Attempts: 18, New Mexico State, 2014  
Yards: 122, New Mexico State, 2014  
Touchdowns: 2, New Mexico State, 2014  
Long: 40, Sam Houston State, 2014

**FOURNETTE'S CAREER RECEIVING HIGHS**

Receptions: 2, Sam Houston State, 2014  
Yards: 33, New Mexico State, 2014  
Long: 33, New Mexico State, 2014  
Touchdowns: 0

**FOURNETTE IN THE SEC RANKINGS • OCT. 5**

283 Kick Return Yards • 4th  
122.2 All Purpose Yards Per Game • 7th  
23.6 Yards Per Kick Return • 8th  
4 Rushing Touchdowns • T-10th  
66 Rushing Attempts • T-13th  
364 Rushing Yards • 14th

**FOURNETTE'S CAREER RUSHING STATS**

YEAR	G-GS	ATT.	YDS.	TD	LONG
2014	6-0	66	364	4	40
<b>Totals</b>	<b>6-0</b>	<b>66</b>	<b>364</b>	<b>4</b>	<b>40</b>

**FOURNETTE'S CAREER RECEIVING STATS**

YEAR	G-GS	REC.	YDS.	TD	LONG
2014	6-0	5	86	0	33
<b>Totals</b>	<b>6-0</b>	<b>5</b>	<b>86</b>	<b>0</b>	<b>33</b>

**FOURNETTE'S CAREER KICKOFF RETURN STATS**

YEAR	G-GS	ATT.	YDS.	TD	LONG
2014	6-0	12	283	0	40
<b>Totals</b>	<b>6-0</b>	<b>12</b>	<b>283</b>	<b>0</b>	<b>40</b>



36

**Cameron Gamble**  
Placekicker  
5-11 • 190 • Fr. • HS  
Flower Mound, Texas (Flower Mound HS)



**TRUE FRESHMAN SEASON (2014)**

Gamble is one of 17 true freshmen to see action this season ... Shared kickoff duties with Trent Domingue ... Produced three touchbacks on five attempts versus No. 14 Wisconsin ... Added three touchdowns on four attempts against New Mexico State ... Was rated as one of the top kickers for class of 2014.

**GAMBLE'S CAREER HIGHS**

Kickoffs: 5, vs. Wisconsin, 2014  
Kickoff Yards: 319, vs. Wisconsin, 2014  
Kickoff Avg.: 64.8, New Mexico State, 2014  
Touchbacks: 3, 2x (Last: New Mexico State, 2014; First: vs. Wisconsin, 2014)

**GAMBLE'S CAREER KICKOFF STATS**

YEAR	G-GS	NO.	YDS.	AVG.	TB	OB
2014	4-0	12	762	63.5	6	1
<b>Totals</b>	<b>4-0</b>	<b>12</b>	<b>762</b>	<b>63.5</b>	<b>6</b>	<b>1</b>



57

**Davon Godchaux**  
Defensive Tackle  
6-4 • 298 • Fr. • HS  
Plaquemine, La. (Plaquemine HS)



**TRUE FRESHMAN SEASON (2014)**

Godchaux is one of 17 true freshmen to see action for the Tigers this season ... Broke into the starting lineup at defensive tackle during three of LSU's last four games starting with the ULM contest ... Collected 15 tackles over his first six games highlighted by four stops versus New Mexico State ... Forced a fumble during NMSU game ... Added a trio of three-tackle efforts against Sam Houston State, ULM and Mississippi State ... Secured his first half-tackle for loss during the ULM game.

**GODCHAUX'S CAREER HIGHS**

Total tackles: 4, New Mexico State, 2014  
Tackles for loss: 0.5, ULM, 2014  
Sacks: 0

**GODCHAUX'S CAREER DEFENSIVE STATS**

YEAR	G-GS	UT	AT	TT	TFL	SACKS	PBU	QBH	INT	FF	FR
2014	6-3	3	12	15	0.5-1	0	0	0	0	1	0
<b>Totals</b>	<b>6-3</b>	<b>3</b>	<b>12</b>	<b>15</b>	<b>0.5-1</b>	<b>0</b>	<b>0</b>	<b>0</b>	<b>0</b>	<b>1</b>	<b>0</b>



**85**

**Dillon Gordon**  
Tight End

6-4 • 295 • Jr. • 2L  
Edgard, La. (John Curtis HS)



**JUNIOR SEASON (2014)**

Gordon has been a starting tight end in 18 of the last 19 games dating back to the 2013 season opener against TCU ... Exceptional blocker with good pass-catching ability ... Has played in all 32 career games.

**GORDON'S CAREER RECEIVING HIGHS**

Receptions: 2, Furman, 2013  
Yards: 36, Texas A&M, 2013  
Long: 36, Texas A&M, 2013  
Touchdowns: 0

**GORDON'S CAREER RECEIVING STATS**

YEAR	G-GS	REC.	YDS.	TD	LONG
2012	13-0	0	0	0	--
2013	13-12	6	88	0	36
2014	6-6	0	0	0	0
<b>Totals</b>	<b>32-18</b>	<b>6</b>	<b>88</b>	<b>0</b>	<b>36</b>



**6**

**Brandon Harris**  
Quarterback

6-3 • 188 • Fr. • HS  
Bossier City, La. (Parkway HS)



**• 2014 SEC Freshman of the Week (vs. New Mexico State)**

**TRUE FRESHMAN SEASON (2014)**

Harris is one of 17 true freshmen to see action for the Tigers this season ... Made his first career start at Auburn to become the seventh LSU quarterback to start a game as a true freshman ... With Malachi Dupre at Auburn, became first quarterback-wide receiver combination to start a game in program history ... Played one series in career debut versus No. 14 Wisconsin in the 2nd quarter ... Completed 4-of-5 passes for 62 yards and a touchdown against Sam Houston State ... Found fellow true freshman Malachi Dupre for an 8-yard TD pass in the 4th quarter ... Also rushed for a 46-yard touchdown midway thru the 3rd quarter ... Efficient 6-of-9 for 140 yards and two touchdowns in LSU's SEC opener against Mississippi State over the final 3:43 of the contest ... His two TDs from 31 and 30 yards to Dupre came 28 seconds apart ... First true freshman QB to throw two-plus TD passes in his first SEC outing since Jamie Howard tossed two TDs at Auburn in 1992 ... The last LSU QB to throw two-plus TDs in SEC opener was Jarrett Lee at Auburn in 2008 ... Led LSU to seven touchdown drives on seven possessions against New Mexico State ... Was 11-of-14 for 178 yards and three touchdowns ... First true freshmen QB in program history to throw for three TDs in a game.

**HARRIS' CAREER PASSING HIGHS**

Attempts: 14, 2x (Last: at Auburn, 2014; First: New Mexico State, 2014)  
Completions: 11, New Mexico State, 2014  
Yards: 178, New Mexico State, 2014  
Touchdowns: 3, New Mexico State, 2014  
Long: 52, at Auburn, 2014

**HARRIS' CAREER RUSHING HIGHS**

Attempts: 8, at Auburn, 2014  
Yards: 53, Sam Houston State, 2014  
Touchdowns: 2, New Mexico State, 2014  
Long: 46, Sam Houston State, 2014

**HARRIS IN THE SEC RANKINGS • OCT. 5**

18.1 Yards Per Completion • 1st  
183.6 Passing Efficiency • 2nd  
8.8 Total Offense Yards Per Play • 4th  
9 Total Offense Touchdowns • 12th  
6 Passing Touchdowns • T-12th  
56.8 Completion Percentage • 13th  
452 Passing Yards • 14th  
25 Pass Completions • T-15th  
6.0 Yards Per Rush • 15th

**HARRIS' CAREER PASSING TOTALS**

YEAR	G-GS	COMP.-ATT.-INT.	YDS.	TD	LONG
2014	6-1	25-44-1	452	6	52
<b>Totals</b>	<b>6-1</b>	<b>25-44-1</b>	<b>452</b>	<b>6</b>	<b>52</b>

**HARRIS' CAREER RUSHING STATS**

YEAR	G-GS	ATT.	YDS.	TD	LONG
2014	6-1	24	164	3	46
<b>Totals</b>	<b>6-1</b>	<b>24</b>	<b>164</b>	<b>3</b>	<b>46</b>



**65**

**Jerald Hawkins**  
Offensive Tackle

6-6 • 309 • So. • 1L  
Baldwin, La. (West St. Mary HS)



**REDSHIRT SOPHOMORE SEASON (2014)**

Hawkins has started as LSU's right tackle during the six games of the season ... Played 63 of 67 snaps with a trio of knockdowns against No. 14 Wisconsin ... Paved the way as Kenny Hilliard racked up 93 of his 110 rushing yards during the 4th quarter, and LSU erased a 17-point second-half deficit versus the Badgers ... Collected a season-high seven knockdowns against New Mexico State ... Has started all 19 of his career games (18 right tackle, 1 left tackle) ... His only start at left tackle came for La'el Collins against Furman on Oct. 26, 2013 ... Extremely agile lineman who possesses great strength and quickness.



27

**Kenny Hilliard**

Running Back

6-0 • 232 • Sr. • 3L

Patterson, La. (Patterson HS)



- 2011 All-SEC All-Freshman Team (Coaches)
- 2011 SEC Freshman of the Week (vs. Arkansas)

**SENIOR SEASON (2014)**

Hilliard has started LSU's first five games at running back ... Worked his way to 309 rushing yards on 61 carries which is second on the team and registered a team-leading five rushing touchdowns ... Racked up 110 rushing yards on 18 carries and scored one TD versus No. 14 Wisconsin ... Amassed 93 of his 110 yards during the fourth quarter highlighted by a 28-yard TD which ended up being the game-winning score with 9:41 remaining in the game ... It was Hilliard's fourth career 100-yard rushing effort and first since the Idaho game on September 15, 2012 ... Chipped in 55 yards on 11 carries with a touchdown against Sam Houston State ... Totaled 50 yards on 12 carries and one touchdown versus ULM ... Notched a 1-yard rushing TD against Mississippi State, his fourth straight game with a score ... LSU's most experienced running back with 1,419 career rushing yards and 26 touchdowns over his 43 appearances ... His 26 rushing TDs are one shy of tying LaBrandon Toefield (2000-02) for 10th on LSU's all-time list ... Nephew of former LSU and New Orleans Saints great Dalton Hilliard.

**HILLIARD'S CAREER RUSHING HIGHS**

Attempts: 19, Arkansas, 2011  
 Yards: 141, North Texas, 2012  
 Touchdowns: 3, at Mississippi State, 2013  
 Long: 71, Idaho, 2012

**HILLIARD'S CAREER RECEIVING HIGHS**

Receptions: 2, vs. Wisconsin, 2014  
 Yards: 22, vs. Wisconsin, 2014  
 Long: 12, vs. Wisconsin, 2014  
 Touchdowns: 1, vs. Georgia, 2011

**HILLIARD IN THE SEC RANKINGS • OCT. 5**

5 Rushing Touchdowns • T-8th

**HILLIARD'S CAREER RUSHING STATS**

YEAR	G-GS	ATT.	YDS.	TD	LONG
2011	13-0	62	336	8	25
2012	12-1	82	464	6	71
2013	12-0	68	310	7	34
2014	6-5	61	333	5	28
<b>Totals</b>	<b>43-6</b>	<b>273</b>	<b>1,419</b>	<b>26</b>	<b>71</b>

**HILLIARD'S CAREER RECEIVING STATS**

YEAR	G-GS	REC.	YDS.	TD	LONG
2011	13-0	3	13	1	8
2012	12-1	3	21	0	10
2013	12-0	1	0	0	0
2014	6-5	3	25	0	12
<b>Totals</b>	<b>43-6</b>	<b>10</b>	<b>59</b>	<b>1</b>	<b>12</b>



94

**Danielle Hunter**

Defensive End

6-6 • 240 • Jr. • 2L

Katy, Texas (Morton Ranch HS)



- 2014 Preseason All-SEC Third Team (Coaches)
- 2013 SEC Defensive Lineman of the Week (vs. Florida)

**JUNIOR SEASON (2014)**

Hunter has started at defensive end in 16 consecutive games dating back to the Auburn game last season ... His 37 tackles and 5.0 tackles for loss hold the team's top spots ... Came away with seven tackles which included four solo stops against No. 14 Wisconsin during the AdvoCare Texas Kickoff ... LSU's defense held the Badgers to 32 total yards on 19 plays over the final 27:24 of the contest as the Tigers erased a 17-point deficit ... Registered seven stops and tied a career-high with 1.5 tackles for loss versus Sam Houston State ... Tallied six tackles and his first sack of the season against Mississippi State ... Recovered MSU QB Dak Prescott's fumble and returned it 25-yards for a touchdown on the first play of the 2nd half ... The last time LSU returned a fumble for a touchdown was Tyrann Mathieu with a 23-yard score versus Kentucky on Oct. 1, 2011 ... Racked up a career-high 12 tackles at Auburn ... The last time a LSU defensive lineman notched 10-plus tackles in a game was Glenn Dorsey who recorded 11 stops against Ole Miss on Nov. 28, 2006 ...

**HUNTER'S CAREER HIGHS**

Total tackles: 12, at Auburn, 2014  
 Tackles for loss: 1.5 (Last: Sam Houston State, 2014; First: vs. TCU, 2013)  
 Sacks: 1.0, 3x (Last: Mississippi State, 2014; First: Texas A&M, 2013)

**HUNTER'S CAREER DEFENSIVE STATS**

YEAR	G-GS	UT	AT	TT	TFL	SACKS	PBU	QBH	INT	FF	FR
2012	12-0	3	9	12	0	0	0	0	0	0	0
2013	13-10	19	38	57	8.0-32	3.0-20	2	5	0	1	0
2014	6-6	18	19	33	5.0-29	1.0-5	0	1	0	0	1
<b>Totals</b>	<b>31-16</b>	<b>40</b>	<b>66</b>	<b>106</b>	<b>13.0-61</b>	<b>4.0-25</b>	<b>2</b>	<b>6</b>	<b>0</b>	<b>1</b>	<b>1</b>



29

**Rickey Jefferson**

Safety

6-0 • 204 • So. • 1L

St. Rose, La. (Destrehan HS)



**SOPHOMORE SEASON (2014)**

Jefferson has been a key contributor to LSU's secondary in nickel and dime packages ... Recorded a quarterback hurry during the Wisconsin game ... Picked up his first career interception against Sam Houston State ... Compiled a career-high five tackles versus ULM ... Tacked on two tackles and a PBU against New Mexico State ... Secured four stops at Auburn ... Also contributes on special teams.

**JEFFERSON'S CAREER HIGHS**

Total tackles: 5, ULM, 2014  
 Interceptions: 1, Sam Houston State, 2014  
 PBUs: 1, 3x (Last: New Mexico State, 2014; First: Arkansas, 2013)

**JEFFERSON'S CAREER DEFENSIVE STATS**

YEAR	G-GS	UT	AT	TT	TFL	SACKS	PBU	QBH	INT	FF	FR
2013	7-1	3	3	6	0.5-1	0-0	2	0	0	0	0
2014	6-0	6	8	14	0	0	1	1	1-18	0	0
<b>Totals</b>	<b>13-1</b>	<b>9</b>	<b>11</b>	<b>20</b>	<b>0.5-1</b>	<b>0-0</b>	<b>3</b>	<b>1</b>	<b>1-18</b>	<b>0</b>	<b>0</b>





**10**  
**Anthony Jennings**  
 Quarterback  
 6-2 • 216 • So. • 1L  
 Marietta, Ga. (Marietta HS)



• 2013 SEC Freshman of the Week (vs. Arkansas)

**SOPHOMORE SEASON (2014)**

Jennings has posted a 5-1 record as LSU's starting quarterback ... Converted on 9-of-21 passing for 239 yards and two touchdowns against No. 14 Wisconsin during the AdvoCare Texas Kickoff ... The nine completions, 239 yards and two touchdowns were all career-highs at the time ... Found Travin Dural for an 80-yard score with 4:47 remaining during the 1st quarter for LSU's first touchdown of the season ... At the time, the 80-yard touchdown matched the third-longest passing play in school history ... Also added a 36-yard scoring strike to John Diarse in the 4th quarter as LSU completed a 17-point comeback against the Badgers which tied for the fourth-largest comeback in school history since 1960 ... Tossed a career-best three touchdown passes versus Sam Houston State ... Fired a 94-yard TD to Dural on LSU's first play from scrimmage during the Sam Houston State game ... The 94-yard scoring strike was the longest pass in program history which eclipsed an 82-yard touchdown pass from Steve Ensminger to Carlos Carson against Georgia on Oct. 14, 1978 ... Was 13-of-26 for 157 yards versus Mississippi State in LSU's SEC opener ... The 13 completions were a career high for Jennings ... Came off the bench to go 5-for-10 for 84 yards at Auburn.

**JENNINGS' CAREER PASSING HIGHS**

Attempts: 26, Mississippi State, 2014  
 Completions: 13, Mississippi State, 2014  
 Yards: 239, vs. Wisconsin, 2014  
 Touchdowns: 3, Sam Houston State, 2014  
 Long: 94 (TD), Sam Houston State, 2014

**JENNINGS' CAREER RUSHING HIGHS**

Attempts: 11, Mississippi State, 2014  
 Yards: 43, Sam Houston State, 2014  
 Touchdowns: 1, 2x, (Last: vs. Iowa, 2014 Outback Bowl; First: vs. Florida, 2013)  
 Long: 21 vs. Arkansas, 2013

**JENNINGS IN THE SEC RANKINGS • OCT. 5**

17.4 Yards Per Completion • 3rd  
 901 Total Offense Yards • 9th  
 818 Passing Yards • 9th  
 150.2 Total Offense Yards Per Game • 10th  
 136.3 Passing Yards Per Game • 13th  
 47 Pass Completions • 13th  
 5 Passing Touchdowns • T-13th  
 135.7 Passing Efficiency • 14th

**JENNINGS' CAREER PASSING TOTALS**

YEAR	G-GS	COMP.-ATT.-INT.	YDS.	TD	LONG
2013	9-1	13-29-1	181	1	49 (TD)
2014	6-5	47-93-3	818	5	94 (TD)
<b>Totals</b>	<b>15-6</b>	<b>60-122-4</b>	<b>999</b>	<b>6</b>	<b>94 (TD)</b>

**JENNINGS' CAREER RUSHING STATS**

YEAR	G-GS	ATT.	YDS.	TD	LONG
2013	9-1	19	18	1	21
2014	6-5	40	83	0	22
<b>Totals</b>	<b>15-6</b>	<b>59</b>	<b>101</b>	<b>1</b>	<b>22</b>



**45**  
**Deion Jones**  
 Linebacker  
 6-1 • 220 • Jr. • 2L  
 New Orleans, La. (Jesuit HS)



**JUNIOR SEASON (2014)**

Jones has played in all 32 career games and serves as a hard-hitting reserve linebacker who adds depth in the rotation ... Earned the starting nod at WILL linebacker for Kwon Alexander versus ULM ... Chipped in two tackles and a quarterback hurry versus No. 14 Wisconsin ... His QB hurry came on Wisconsin's final offense play on 3rd-and-12 which led to an incompletion during the 4th quarter ... Collected a career-high five tackles against Sam Houston State ... Also a contributor on special teams coverage units.

**JONES' CAREER HIGHS**

Total tackles: 5, Sam Houston State, 2014  
 Tackles for loss: 1.0, 4x (Last: vs. Texas A&M, 2013; First: vs. North Texas, 2012)  
 Sacks: 0

**JONES' CAREER DEFENSIVE STATS**

YEAR	G-GS	UT	AT	TT	TFL	SACKS	PBU	QBH	INT	FF	FR
2012	13-0	8	15	23	3.0-12	0	0	3	0	0	1-0
2013	13-0	6	9	15	1.0-6	0	0	1	0	0	0
2014	6-1	5	9	14	1.0-2	0	0	1	0	0	1-0
<b>Totals</b>	<b>32-1</b>	<b>19</b>	<b>33</b>	<b>52</b>	<b>5.0-20</b>	<b>0</b>	<b>0</b>	<b>5</b>	<b>0</b>	<b>0</b>	<b>2-0</b>



**49**  
**Melvin Jones**  
 Fullback  
 6-2 • 258 • So. • 1L  
 Lake Charles, La. (Washington-Marion HS)



**SOPHOMORE SEASON (2014)**

Jones has seen action at fullback in five of six games ... Listed behind Connor Neighbors on the depth chart ... Caught touchdowns on both of his career receptions: a 3-yard pass from Brandon Harris versus New Mexico State in 2014 and a 7-yard pass from Zach Mettenberger against Furman in 2013 ... Shifted from linebacker to fullback during 2013 fall camp ... Plays on special teams units ... Tremendous athlete with great size and speed.

**JONES' CAREER RECEIVING HIGHS**

Receptions: 1, 2x (Last: New Mexico State, 2014; First: Furman, 2013)  
 Yards: 7, Furman, 2013  
 Touchdowns: 1, 2x (Last: New Mexico State, 2014; First: Furman, 2013)  
 Long: 7, Furman, 2013

**JONES' CAREER RECEIVING STATS**

YEAR	G-GS	REC.	YDS.	TD	LONG
2013	9-0	1	7	1	7
2014	5-0	1	3	1	3
<b>Totals</b>	<b>14-0</b>	<b>2</b>	<b>10</b>	<b>2</b>	<b>7</b>



38

**Jamie Keehn**  
Punter

6-4 • 220 • Jr. • 2L  
Miners Rest, Australia (The Rock Hampton GS)



- 2014 Preseason All-SEC Third Team (Coaches, Media)
- 2013 SEC Academic Honor Roll

**JUNIOR SEASON (2014)**

Keehn serves as LSU's starting punter for the second consecutive season ... Placed 14 of his 36 punts inside the 20-yard line on the season ... Boomed 12 additional punts over 50+ yards ... Had a career-high five punts downed inside the 20-yard line versus No. 14 Wisconsin ... Knocked a career-best 64-yard effort during the 2nd quarter against the Badgers ... Registered back-to-back career-high averages with 47.8 yards per punt versus ULM followed by 51.1 yards per punt against Mississippi State ... Registered a 62-yard punt during the MSU game in the 3rd quarter.

**KEEHN'S CAREER HIGHS**

Punts: 10 vs. Iowa, 2014 Outback Bowl  
Punting Yards: 469 vs. Iowa, 2014 Outback Bowl  
Punting Avg.: 51.1, Mississippi State, 2014  
Long: 64, vs. Wisconsin, 2014  
50+ Punts: 5, 3x, (Last: Mississippi State, 2014)  
(First: vs. Clemson, 2012 Chick-fil-A Bowl)  
i20-yard line: 5, vs. Wisconsin, 2014

**KEEHN IN THE SEC RANKINGS • OCT. 5**

14 Punts Inside 20 • 1st  
12 Punts 50-Plus Yards • 1st  
45.7 Yards Per Punt • 2nd

**KEEHN'S CAREER PUNTING TOTALS**

YEAR	NO.	YDS.	AVG.	LG	I20	TB	50+
2012	12	524	43.7	58	3	1	6
2013	43	1,765	41.0	58	18	4	10
2014	36	1,644	45.7	64	14	0	12
<b>Totals</b>	<b>91</b>	<b>3,933</b>	<b>43.22</b>	<b>64</b>	<b>35</b>	<b>5</b>	<b>28</b>



91

**Christian LaCouture**  
Defensive Tackle

6-5 • 300 • So. • 1L  
Lincoln, Neb. (Lincoln Southwest HS)



**SOPHOMORE SEASON (2014)**

LaCouture has started all six games at defensive tackle ... His 2.5 tackles for loss are tied for second on the team ... One of four players and the only defensive player to make his first career start against No. 14 Wisconsin ... Contributed three tackles versus the Badgers ... Secured four stops and his first full tackle for loss during the Mississippi State game ... Collected a career-high six tackles and his first full sack of the season at Auburn ... A talented prospect with outstanding size and strength at the point of attack.

**LaCOUTURE'S CAREER HIGHS**

Total tackles: 6, at Auburn, 2014  
Tackles for loss: 1.5, at Auburn, 2014  
Sacks: 1.0, 2x (Last: at Auburn, 2014; First: at Mississippi State, 2013)

**LaCOUTURE'S CAREER DEFENSIVE STATS**

YEAR	G-GS	UT	AT	TT	TFL	SACKS	PBU	QBH	INT	FF	FR
2013	13-0	3	8	11	1.5-2	1.0-2	0	0	0	0	0
2014	6-6	5	14	19	2.5-6	1.5-6	2	1	0	0	0
<b>Totals</b>	<b>19-6</b>	<b>8</b>	<b>22</b>	<b>30</b>	<b>4.0-8</b>	<b>2.5-8</b>	<b>2</b>	<b>1</b>	<b>0</b>	<b>0</b>	<b>0</b>



23

**Lamar Louis**  
Linebacker

5-11 • 229 • Jr. • 2L  
Breaux Bridge, La. (Breaux Bridge HS)



**JUNIOR SEASON (2014)**

Louis has served as LSU's starting SAM linebacker in five of six games on the season ... Tallied two tackles against No. 14 Wisconsin at the AdvoCare Texas Kickoff ... It was Louis' first start since the Arkansas game on Nov. 23, 2012 ... Did not play versus ULM ... Secured three stops and a tackle for loss against New Mexico State ... Amassed a career-high nine tackles and two quarterback hurries at Auburn ... Moved from MIKE to SAM linebacker position during the offseason.

**LOUIS' CAREER HIGHS**

Total tackles: 9, at Auburn, 2014  
Tackles for loss: 1.0, New Mexico State, 2014  
Sacks: 0

**LOUIS' CAREER DEFENSIVE STATS**

YEAR	G-GS	UT	AT	TT	TFL	SACKS	PBU	QBH	INT	FF	FR
2012	11-5	5	8	13	0	0	0	2	0	0	0
2013	13-0	11	14	25	0	0	0	0	0	0	2-0
2014	5-5	7	9	16	1.0-1	0	0	2	0	0	0
<b>Totals</b>	<b>29-10</b>	<b>23</b>	<b>31</b>	<b>54</b>	<b>1.0-1</b>	<b>0</b>	<b>0</b>	<b>4</b>	<b>0</b>	<b>0</b>	<b>2-0</b>



18

**Terrence Magee**  
Running Back  
5-9 • 217 • Sr. • 2L  
Franklinton, La. (Franklinton HS)



- 2014 Preseason All-SEC Second Team (Coaches, Media)
- 2014 Doak Walker Award Watch List
- 2013 SEC Offensive Player of the Week (vs. Texas A&M)

**SENIOR SEASON (2014)**

Magee has come away with 167 yards on 42 carries during LSU's first six games ... Churned out 43 yards on 12 carries against ULM ... Registered 62 yards on eight carries and his first touchdown of the season versus New Mexico State ... Made his first career start at Auburn where he added 23 yards on eight carries ... A gifted athlete who is coming off his most productive season at LSU where he finished second on the team with 626 rushing yards and eight rushing touchdowns ... Has all the tools necessary to be LSU's next 1,000-yard rusher ... Great vision and awareness; quick feet and elusive; runs hard and is a tough and durable back ... Also has tremendous hands and provides LSU with a threat in the passing game out of the backfield.

**MAGEE'S RUSHING CAREER HIGHS**

Attempts: 13, 2x (Last: Texas A&M, 2013; First: vs. TCU, 2013)  
Yards: 149, Texas A&M, 2013  
Touchdowns: 2, 3x (Last: Arkansas, 2013; First: vs. TCU, 2013)  
Long: 65, Texas A&M, 2013

**MAGEE'S RECEIVING CAREER HIGHS**

Receptions: 4, Mississippi State, 2014  
Yards: 29, Mississippi State, 2014  
Long: 17, Florida, 2013

**MAGEE'S CAREER RUSHING STATS**

YEAR	G-GS	ATT.	YDS.	TD	LONG
2011	5-0	27	133	1	35
2012	9-0	1	0	0	0
2013	13-0	86	626	8	65
2014	6-1	42	167	1	23
<b>Totals</b>	<b>33-1</b>	<b>156</b>	<b>926</b>	<b>10</b>	<b>65</b>

**MAGEE'S CAREER RECEIVING STATS**

YEAR	G-GS	REC.	YDS.	TD	LONG
2011	5-0	0	0	0	0
2012	9-0	1	7	0	7
2013	13-0	6	49	0	17
2014	6-1	5	33	0	13
<b>Totals</b>	<b>33-1</b>	<b>12</b>	<b>89</b>	<b>0</b>	<b>17</b>



26

**Ronald Martin**  
Safety  
6-2 • 220 • Sr. • 3L  
White Castle, La. (White Castle HS)



**SENIOR SEASON (2014)**

Martin has started at strong safety in all six games and picked up 33 tackles which are third on the team ... His start versus No. 14 Wisconsin was his first since the Furman game on Oct. 26, 2013 ... Collected five tackles and an interception during LSU's 28-24 comeback win over the Badgers ... Recorded his fourth career INT on 3rd-and-10 play with Wisconsin driving in LSU territory at the 6:45 mark of the 4th quarter ... LSU's defense held the Badgers to 32 total yards on 19 plays over the final 27:24 of the contest as the Tigers erased a 17-point deficit ... Racked up a career-high 13 tackles, a forced fumble and a quarterback hurry versus Mississippi State ... Notched six tackles and equaled a career-high with two PBUs against New Mexico State.

**MARTIN'S CAREER HIGHS**

Total tackles: 13, Mississippi State, 2014  
Tackles for loss: 0.5, twice (Last: vs. Idaho, 2012; First: vs. North Texas, 2012)  
Interceptions: 2, vs. Idaho, 2012  
PBUs: 2, 2x (Last: New Mexico State, 2014; First: at Mississippi State, 2013)

**MARTIN'S CAREER DEFENSIVE STATS**

YEAR	G-GS	UT	AT	TT	TFL	SACKS	PBU	QBH	INT	FF	FR
2011	3-0	2	1	3	0	0	2	0	0	0	0
2012	13-1	18	17	35	1.0-1	0	0	0	2-45	1	0
2013	8-7	20	18	38	0	0	4	0	1-0	1	1-0
2014	6-6	13	20	27	0	0	5	0	1-8	1	0
<b>Totals</b>	<b>30-14</b>	<b>53</b>	<b>56</b>	<b>109</b>	<b>1.0-1</b>	<b>0</b>	<b>11</b>	<b>0</b>	<b>4-53</b>	<b>3</b>	<b>1-0</b>



28

**Jalen Mills**  
Safety  
6-0 • 194 • Jr. • 2L  
DeSoto, Texas (DeSoto HS)



- 2014 Lott IMPACT Trophy Watch List
- 2013 Preseason All-SEC Third Team (Media)
- 2012 Freshman All-America First Team (Sporting News, CBSSports.com, FoxSportsNext.com)
- 2012 SEC Freshman of the Week (vs. Washington)

**JUNIOR SEASON (2014)**

Mills has started at free safety in all six games ... Started in 32 consecutive games to begin his career ... Extremely active with four tackles, one stop for loss, one interception and one quarterback hurry against No. 14 Wisconsin ... His sixth career INT came with 11:04 to go in the 4th quarter and led to LSU's go-ahead touchdown drive ... His QB hurry resulted in fellow safety Ronald Martin's INT on Wisconsin's next possession ... Collected seven tackles versus Mississippi State and at Auburn ... Secured four tackles and recovered a fumble against New Mexico State ... Moved to free safety leading into the 2014 Outback Bowl versus Iowa.

**MILLS' CAREER HIGHS**

Total tackles: 9, 3x (Last: Arkansas, 2013; First: at Arkansas, 2012)  
Interceptions: 1, 6x (Last: vs. Wisconsin, 2014; First: Washington, 2012)  
PBUs: 2, at Arkansas, 2012

**MILLS' CAREER DEFENSIVE STATS**

YEAR	G-GS	UT	AT	TT	TFL	SACKS	PBU	QBH	INT	FF	FR
2012	13-13	38	19	57	0	0	5	0	2-18	0	0
2013	13-13	45	22	67	4.0-23	3.0-21	3	0	3-(-6)	0	0
2014	6-6	13	13	26	1.5-1	0	2	1	1-0	0	1-36
<b>Totals</b>	<b>32-32</b>	<b>96</b>	<b>54</b>	<b>150</b>	<b>5.5-24</b>	<b>3.0-21</b>	<b>10</b>	<b>1</b>	<b>6-12</b>	<b>0</b>	<b>1-36</b>



92

**Lewis Neal**  
Defensive End

6-1 • 255 • So. • 1L

Wilson, N.C. (James B. Hunt HS)



**SOPHOMORE SEASON (2014)**

Neal has seen action as a reserve at defensive tackle in all six games for the Tigers ... Listed behind Christian LaCouture on the depth chart ... Recorded his first career tackle for loss against Sam Houston State ... Chipped in two tackles versus Mississippi State ... Very quick and explosive player off the line.

**NEAL'S CAREER HIGHS**

Total tackles: 4, UAB, 2013

Tackles for loss: 1.0, Sam Houston State, 2014

Sacks: 0.5, UAB, 2013

**NEAL'S CAREER DEFENSIVE STATS**

YEAR	G-GS	UT	AT	TT	TFL	SACKS	PBU	QBH	INT	FF	FR
2013	10-0	0	7	7	0.5-2	0.5-2	0	1	0	0	0
2014	6-0	1	2	3	1.5-4	0	0	0	0	0	0
<b>Totals</b>	<b>16-0</b>	<b>1</b>	<b>9</b>	<b>10</b>	<b>2.0-6</b>	<b>0.5-2</b>	<b>0</b>	<b>1</b>	<b>0</b>	<b>0</b>	<b>0</b>



43

**Connor Neighbors**  
Fullback

5-11 • 229 • Sr. • 2L

Huntsville, Ala. (Huntsville HS)



**SENIOR SEASON (2014)**

Neighbors has started at fullback in all six games this season ... Has started in 13 of LSU's last 14 games dating back to the Mississippi State game on Oct. 5, 2013 ... Fifth-year senior who has logged action in 37 career games.

**RUSHING CAREER HIGHS**

Attempts: 1, 2x, (Last: at Mississippi State, 2013)

Yards: 1, vs. TCU, 2013

Touchdowns: 0

Long: 1, vs. TCU, 2013

**RECEIVING CAREER HIGHS**

Receptions: 2, vs. Iowa, 2014 Outback Bowl

Yards: 52, Kent State, 2013

Long: 52, Kent State, 2013

**NEIGHBORS' CAREER RUSHING STATS**

YEAR	G-GS	ATT.	YDS.	TD	LONG
2010	1-0	0	0	0	0
2011	4-0	0	0	0	0
2012	13-0	1	5	0	5
2013	13-7	2	1	0	1
2014	6-6	0	0	0	0
<b>Totals</b>	<b>37-13</b>	<b>3</b>	<b>6</b>	<b>0</b>	<b>5</b>

**NEIGHBORS' CAREER RECEIVING STATS**

YEAR	G-GS	REC.	YDS.	TD	LONG
2010	1-0	0	0	0	0
2011	4-0	0	0	0	0
2012	13-0	0	0	0	0
2013	13-7	7	92	0	52
2014	6-6	0	0	0	0
<b>Totals</b>	<b>37-13</b>	<b>7</b>	<b>92</b>	<b>0</b>	<b>52</b>



77

**Ethan Pocić**  
Center/Guard

6-7 • 301 • So. • 1L

Lemont, Ill. (Lemont HS)



**SOPHOMORE SEASON (2014)**

Pocić started at center during LSU's first two games before moving to start at right guard during LSU's last three games ... Did not play versus ULM ... Played on all 67 snaps versus No. 14 Wisconsin and garnered a team-leading six knockdowns ... Racked up a season-high 11 knockdowns on 47 snaps against New Mexico State ... A strong and physical offensive lineman with exceptional quickness who has the ability to play anywhere on the offensive line.



55

**Elliott Porter**  
Center

6-4 • 297 • Sr. • 2L

Waggaman, La. (Shaw HS)



• 2014 Rimington Trophy Watch List

**SENIOR SEASON (2014)**

After missing the first two games of the season, Porter has been LSU's starting center during the last four games ... Played all 66 snaps and posted four knockdowns versus ULM ... Collected seven knockdowns on 45 snaps against New Mexico State ... Logged action in 26 career games with 16 starts at center to his credit ... Started 13 of 14 games last season; only missed the Furman game on Oct. 26, 2013.



8

**Trey Quinn**  
Wide Receiver

6-0 • 194 • Fr. • HS

Lake Charles, La. (Barbe HS)



**TRUE FRESHMAN SEASON (2014)**

Quinn is one of 17 true freshmen to see action for the Tigers this season ... Started at the X receiver position in four of six games ... Secured his first first career reception versus No. 14 Wisconsin in the 2nd quarter ... Hauled in a two-point conversion play at the 12:08 mark of the 4th quarter to pull LSU within 24-21 versus the Badgers ... Notched at least two receptions in four of his first five games ... Registered a season's best three catches for 46 yards against New Mexico State.

**QUINN'S CAREER RECEIVING HIGHS**

Receptions: 3, New Mexico State, 2014

Yards: 46, New Mexico State, 2014

Long: 27, New Mexico State, 2014

**QUINN'S CAREER RECEIVING STATS**

YEAR	G-GS	REC.	YDS.	TD	LONG
2014	6-4	11	117	0	27
<b>Totals</b>	<b>6-4</b>	<b>11</b>	<b>117</b>	<b>0</b>	<b>27</b>

**QUINN'S CAREER RUSHING STATS**

YEAR	G-GS	REC.	YDS.	TD	LONG
2014	6-4	2	11	0	9
<b>Totals</b>	<b>6-4</b>	<b>2</b>	<b>11</b>	<b>0</b>	<b>9</b>





**59**

**Jermauria Rasco**  
**Defensive End**  
 6-3 • 247 • Sr. • 3L  
 Shreveport, La. (Evangel Christian Academy)



• 2014 Preseason All-SEC Third Team (Coaches, Media)

**SENIOR SEASON (2014)**

Rasco has started at left defensive end in all six games ... His 2.5 tackles for loss are tied for second on the squad ... Picked up five tackles during LSU's 28-24 comeback victory over No. 14 Wisconsin at the AdvoCare Texas Kickoff ... LSU's defense held the Badgers to 32 total yards on 19 plays over the final 27:24 of the contest as the Tigers erased a 17-point deficit ... Added three tackles, a sack and a pair of quarterback hurries against ULM ... Totaled six stops versus Mississippi State ... Has started 19 straight games dating back to 2013 season opener against No. 20 TCU.

**RASCO'S CAREER HIGHS**

Total tackles: 7, Arkansas, 2013  
 Tackles for loss: 1.0, 9x (Last: ULM, 2014; First: Auburn, 2011)  
 Sacks: 1.0, 7x (Last: ULM, 2014; First: Auburn, 2011)

**RASCO'S CAREER DEFENSIVE STATS**

YEAR	G-GS	UT	AT	TT	TFL	SACKS	PBU	QBH	INT	FF	FR
2011	9-0	10	7	17	3.5-21	2.0-17	0	0	0	0	0
2012	13-0	2	8	10	2.0-3	0	0	1	0	1	0
2013	13-13	22	34	56	8.5-30	4.0-25	5	8	0	1	1-0
2014	6-6	8	15	23	2.5-11	2.0-10	0	5	0	0	0
<b>Totals</b>	<b>41-19</b>	<b>42</b>	<b>64</b>	<b>106</b>	<b>16.5-65</b>	<b>8.0-52</b>	<b>5</b>	<b>14</b>	<b>0</b>	<b>2</b>	<b>1-0</b>



**40**

**Duke Riley**  
**Linebacker**  
 6-1 • 218 • So. • 1L  
 Buras, La. (John Curtis HS)



**SOPHOMORE SEASON (2014)**


Riley is a speedy reserve linebacker that has the ability to put pressure on the quarterback and cover receivers down field ... Earned his first career start versus ULM at the SAM linebacker spot ... Racked up a career-high eight tackles in place of Lamar Louis ... Posted two tackles versus No. 14 Wisconsin at the AdvoCare Texas Kickoff ... Has seen action in all 18 career games ... Also a valuable member on LSU's special teams units ... Second on the team with six tackles on special teams.

**RILEY'S CAREER HIGHS**

Total tackles: 8, ULM, 2014  
 Tackles for loss: 0.5, Auburn, 2013  
 Sacks: 0

**RILEY'S CAREER DEFENSIVE STATS**

YEAR	G-GS	UT	AT	TT	TFL	SACKS	PBU	QBH	INT	FF	FR
2013	13-0	1	6	7	0.5-8	0	0	0	0	0	0
2014	6-1	5	11	16	0	0	0	0	0	0	0
<b>Totals</b>	<b>19-1</b>	<b>6</b>	<b>17</b>	<b>23</b>	<b>0.5-8</b>	<b>0</b>	<b>0</b>	<b>0</b>	<b>0</b>	<b>0</b>	<b>0</b>



**21**

**Rashard Robinson**  
**Defensive Back**  
 6-3 • 177 • So. • 1L  
 Pompano Beach, Fla. (Ely HS)



• 2014 Preseason All-SEC Third Team (Coaches, Media)  
 • 2013 SEC Co-Freshman of the Week (vs. Texas A&M)

**SOPHOMORE SEASON (2014)**

Robinson has moved into the starting lineup during LSU's last three games at cornerback ... Did not play during LSU's 28-24 comeback win over No. 14 Wisconsin ... Equaled a career-best with three tackles against Mississippi State and at Auburn ... Started two of LSU's final three games at cornerback during the 2013 season ... Lengthy cornerback with great speed and an aggressive mindset on the field.

**ROBINSON'S CAREER HIGHS**

Total tackles: 3, 3x (Last: at Auburn, 2014; First: at Mississippi State, 2014)  
 PBUs: 1, 4x (Last: at Auburn, 2014; First: at Mississippi State, 2013)  
 Interceptions: 1, Texas A&M, 2013

**ROBINSON'S CAREER DEFENSIVE STATS**

YEAR	G-GS	UT	AT	TT	TFL	SACKS	PBU	QBH	INT	FF	FR
2013	12-2	12	4	16	0.5-0	0	3	0	1-0	0	0
2014	5-3	5	6	11	0	0	1	0	0	0	0
<b>Totals</b>	<b>17-5</b>	<b>17</b>	<b>10</b>	<b>27</b>	<b>0.5-0</b>	<b>0</b>	<b>4</b>	<b>0</b>	<b>1-0</b>	<b>0</b>	<b>0</b>



**58**

**Sione Teuhema**  
**Defensive End**  
 6-4 • 232 • Fr. • HS  
 Keller, Texas (Keller HS)



**TRUE FRESHMAN SEASON (2014)**

Teuhema is one of 17 true freshmen to see action for the Tigers this season ... Was extremely active during his career debut versus Sam Houston State where he garnered four tackles and two sacks during the 4th quarter ... His two sacks resulted in a loss of 19 yards.

**TEUHEMA'S CAREER HIGHS**

Total tackles: 4, Sam Houston State, 2014  
 Tackles for loss: 2.0, Sam Houston State, 2014  
 Sacks: 2.0, Sam Houston State, 2014)

**TEUHEMA'S CAREER DEFENSIVE STATS**

YEAR	G-GS	UT	AT	TT	TFL	SACKS	PBU	QBH	INT	FF	FR
2014	3-0	3	2	5	2.0-19	2.0-19	0	0	0	0	0
<b>Totals</b>	<b>3-0</b>	<b>3</b>	<b>2</b>	<b>5</b>	<b>2.0-19</b>	<b>2.0-19</b>	<b>0</b>	<b>0</b>	<b>0</b>	<b>0</b>	<b>0</b>



13

**Dwayne Thomas**  
**Cornerback**  
 6-0 • 182 • So. • 1L  
 New Orleans, La. (O.P. Walker HS)



**REDSHIRT SOPHOMORE SEASON (2014)**

Thomas has been a key playmaker in LSU's nickel and dime packages ... Secured 24 tackles which were fourth and his 2.5 tackles for loss were tied for second on the squad through five games ... Did not play at Auburn ... Picked up five tackles which included a half stop for loss and one PBU versus No. 14 Wisconsin ... Racked up a career-high seven stops, notched his first career interception and registered a QB hurry against Sam Houston State ... Added six tackles, a sack and a fumble recovery versus Mississippi State ... Also a valuable contributor on special teams.

**D. THOMAS' CAREER HIGHS**

Total tackles: 7, Sam Houston State, 2014  
 PBUs: 3, Auburn, 2013  
 Sacks: 2.0, Furman, 2013  
 Interceptions: 1, Sam Houston State, 2014

**D. THOMAS' CAREER DEFENSIVE STATS**

YEAR	G-GS	UT	AT	TT	TFL	SACKS	PBU	QBH	INT	FF	FR
2012	3-0	0	0	0	0	0	0	0	0	0	0
2013	11-0	6	4	10	4.0-24	3.0-23	5	1	0	2	0
2014	5-0	8	16	24	2.5-11	1.5-10	1	2	1-0	0	1-0
<b>Totals</b>	<b>19-0</b>	<b>14</b>	<b>20</b>	<b>34</b>	<b>6.5-35</b>	<b>4.5-33</b>	<b>6</b>	<b>3</b>	<b>1-0</b>	<b>2</b>	<b>1-0</b>



95

**Quentin Thomas**  
**Defensive Tackle**  
 6-4 • 303 • Jr. • 1L  
 Breaux Bridge, La. (Breaux Bridge HS)



**JUNIOR SEASON (2014)**

Thomas has started at right defensive tackle in three of six games ... Recorded a tackle during his three outings on LSU's front four ... Notched two tackles versus Mississippi State ... Did not play against New Mexico State and at Auburn ... Backed up Ego Ferguson for a majority of the 2013 season.

**Q. THOMAS' CAREER HIGHS**

Total tackles: 4, UAB, 2013  
 Tackles for loss: 0.5, Furman, 2013  
 Sacks: 0

**Q. THOMAS' CAREER DEFENSIVE STATS**

YEAR	G-GS	UT	AT	TT	TFL	SACKS	PBU	QBH	INT	FF	FR
2012	3-0	0	1	1	0	0	0	0	0	0	0
2013	11-1	3	6	9	0.5-3	0	2	0	0	0	1-0
2014	4-3	1	4	5	0	0	0	0	0	0	0
<b>Totals</b>	<b>17-4</b>	<b>4</b>	<b>11</b>	<b>15</b>	<b>0.5-3</b>	<b>0</b>	<b>2</b>	<b>0</b>	<b>0</b>	<b>0</b>	<b>1-0</b>



31

**D.J. Welter**  
**Linebacker**  
 6-1 • 235 • Sr. • 1L  
 Crowley, La. (Notre Dame HS)



**SENIOR SEASON (2014)**

Welter has served as LSU's starting MIKE linebacker in 19 consecutive games over the last two seasons ... His 26 tackles are tied for fourth on the team ... Notched five tackles and one PBU versus No. 14 Wisconsin at the AdvoCare Texas Kickoff ... His PBU came on Wisconsin's final offense play on 3rd and 12 during the 4th quarter ... LSU's defense held the Badgers to 32 total yards on 19 plays over the final 27:24 of the contest as the Tigers erased a 17-point deficit ... Tallied four tackles highlighted by a sack and a forced fumble against Sam Houston State ... Came away with six tackles during LSU's SEC opener versus Mississippi State ... Collected a season's best eight tackles and recovered a fumble against New Mexico State ... Solid linebacker who has good instincts.

**WELTER'S CAREER HIGHS**

Total tackles: 11, Auburn, 2013  
 Tackles for loss: 1.0, 3x (Last: Sam Houston State, 2014; First: Kent State, 2013)  
 Sacks: 1.0, 3x, (Last: Sam Houston State, 2014; First: Kent State, 2013)

**WELTER'S CAREER DEFENSIVE STATS**

YEAR	G-GS	UT	AT	TT	TFL	SACKS	PBU	QBH	INT	FF	FR
2011	7-0	1	4	5	0	0	0	0	0	0	0
2012	1-0	0	2	2	0	0	0	0	0	0	0
2013	13-13	25	55	80	4.0-11	2.0-8	1	3	0	0	0
2014	6-6	5	21	26	1.0-11	1.0-11	1	1	0	1	1-0
<b>Totals</b>	<b>27-19</b>	<b>31</b>	<b>82</b>	<b>113</b>	<b>5.0-22</b>	<b>3.0-19</b>	<b>2</b>	<b>4</b>	<b>0</b>	<b>1</b>	<b>1-0</b>



34

**Darrel Williams**  
**Running Back**  
 6-0 • 230 • Fr. • HS  
 Marrero, La. (John Ehret HS)



**TRUE FRESHMAN SEASON (2014)**

Williams is one of 17 true freshmen to see action for the Tigers ... Secured 184 rushing yards on 37 carries and scored three touchdowns ... Made an instant impact and rushed for 65 yards on 14 carries in his career debut versus Sam Houston State ... Added a 1-yard touchdown during the 3rd quarter ... The 65 rushing yards were the sixth-most by a LSU true freshman in his debut ... Garnered 37 yards on seven carries and scored two more touchdowns highlighted by a 22-yard scamper against ULM in the 2nd quarter ... Picked up 59 yards on 10 carries versus New Mexico State.

**WILLIAMS' CAREER RUSHING HIGHS**

Attempts: 14, Sam Houston State, 2014  
 Yards: 65, Sam Houston State, 2014  
 Touchdowns: 2, ULM, 2014  
 Long: 22, ULM, 2014

**WILLIAMS' CAREER RUSHING STATS**

YEAR	G-GS	ATT.	YDS.	TD	LONG
2014	5-0	37	184	3	22
<b>Totals</b>	<b>5-0</b>	<b>37</b>	<b>184</b>	<b>3</b>	<b>22</b>

**WILLIAMS' CAREER RECEIVING STATS**

YEAR	G-GS	REC.	YDS.	TD	LONG
2014	5-0	5	55	0	25
<b>Totals</b>	<b>5-0</b>	<b>5</b>	<b>55</b>	<b>0</b>	<b>25</b>



16

Tre'Davious White

Defensive Back

5-11 • 191 • So. • 1L

Shreveport, La. (Green Oaks HS)



- 2014 Preseason All-SEC Second Team (Coaches)
- 2014 Thorpe Award Watch List
- 2014 Sports Illustrated Preseason All-America Second Team
- 2014 Athlon Sports Preseason All-America Third Team
- 2013 All-SEC Freshman Team (Coaches)

**SOPHOMORE SEASON (2014)**

White has started at right cornerback during LSU's first six games ... Totaled three tackles along with a PBU versus No. 14 Wisconsin during the AdvoCare Texas Kickoff ... Collected four tackles which included one stop for loss versus ULM ... Has started 17 straight games at cornerback dating back to the Kent State game on Sept. 14, 2013 ... Recorded his first interception of the season during the 1st quarter versus New Mexico State ... Also served as LSU's punt returner and broke a season's best 30-yard return against Sam Houston State.

**WHITE'S CAREER HIGHS**

Total tackles: 8, Arkansas, 2013

PBUs: 2, 2x (Last: at Ole Miss, 2013; First: at Mississippi State, 2013)

INT: 1, 3x (Last: New Mexico State, 2014; First: at Mississippi State, 2013)

**WHITE'S CAREER DEFENSIVE STATS**

YEAR	G-GS	UT	AT	TT	TFL	SACKS	PBU	QBH	INT	FF	FR
2013	13-11	39	16	55	2.5-3	0	7	0	2-40	1	0
2014	6-6	9	5	14	2.0-2	0	3	1	1-0	0	0
<b>Totals</b>	<b>19-17</b>	<b>48</b>	<b>21</b>	<b>69</b>	<b>4.5-5</b>	<b>0</b>	<b>10</b>	<b>1</b>	<b>3-40</b>	<b>1</b>	<b>0</b>

**WHITE'S CAREER PUNT RETURN STATS**

YEAR	G-GS	ATT.	YDS.	TD	LONG
2014	6-0	13	114	0	30
<b>Totals</b>	<b>6-0</b>	<b>13</b>	<b>114</b>	<b>0</b>	<b>30</b>

## THE LAST TIME LSU ... (ALL GAMES)

### Scoring

Scored 30 or more points .....	63 vs. New Mexico State (9/27/14)
Scored 40 or more points .....	63 vs. New Mexico State (9/27/14)
Scored 50 or more points .....	63 vs. New Mexico State (9/27/14)
Scored 60 or more points .....	63 vs. New Mexico State (9/27/14)
Scored 70 or more points .....	70 vs. Arkansas State (10/12/90)

### Total Offense

Had more than 400 total yards .....	563 vs. New Mexico State (9/27/14)
Had more than 450 total yards .....	563 vs. New Mexico State (9/27/14)
Had more than 500 total yards .....	563 vs. New Mexico State (9/27/14)
Had more than 550 total yards .....	563 vs. New Mexico State (9/27/14)
Had more than 600 total yards .....	672 vs. Furman (10/26/13)
Had more than 650 total yards .....	672 vs. Furman (10/26/13)
Had more than 700 total yards .....	746 vs. Rice (09/24/77)

### Rushing Offense

Rushed for 150 or more yards .....	363 vs. New Mexico State (9/27/14)
Rushed for 200 or more yards .....	363 vs. New Mexico State (9/27/14)
Rushed for 250 or more yards .....	363 vs. New Mexico State (9/27/14)
Rushed for 300 or more yards .....	363 vs. New Mexico State (9/27/14)
Rushed for 350 or more yards .....	363 vs. New Mexico State (9/27/14)
Rushed for 400 or more yards .....	400 vs. Kentucky (11/01/97)
Rushed for 425 or more yards .....	433 vs. Houston (09/07/96)
Rushed for 500 or more yards .....	503 vs. Oregon (10/22/77)

### Passing Offense

Passed for 250 or more yards .....	341 vs. Mississippi State (9/20/14)
Passed for 300 or more yards .....	341 vs. Mississippi State (9/20/14)
Passed for 350 or more yards .....	372 at Georgia (09/28/13)
Passed for 400 or more yards .....	444 vs. Illinois (01/01/02 - Sugar Bowl)
Passed for 450 or more yards .....	528 at Alabama (11/03/01)
Passed for 500 or more yards .....	528 at Alabama (11/03/01)

### Scoring Defense

Allowed 0 points .....	0 vs. ULM (9/13/14)
Allowed 3 or fewer points .....	0 vs. ULM (9/13/14)
Allowed 7 or fewer points .....	7 vs. New Mexico State (9/27/14)
Allowed 10 or fewer points .....	7 vs. New Mexico State (9/27/14)
Allowed 14 or fewer points .....	7 vs. New Mexico State (9/27/14)

### Total Defense

Allowed fewer than 75 total yards .....	70 vs. Louisiana-Lafayette (10/05/02)
Allowed fewer than 100 total yards .....	93 vs. ULM (9/13/14)
Allowed fewer than 125 total yards .....	93 vs. ULM (9/13/14)
Allowed fewer than 150 total yards .....	93 vs. ULM (9/13/14)
Allowed fewer than 175 total yards .....	93 vs. ULM (9/13/14)
Allowed fewer than 200 total yards .....	93 vs. ULM (9/13/14)
Allowed fewer than 225 total yards .....	93 vs. ULM (9/13/14)
Allowed fewer than 250 total yards .....	93 vs. ULM (9/13/14)
Allowed fewer than 275 total yards .....	274 vs. New Mexico State (9/27/14)
Allowed fewer than 300 total yards .....	274 vs. New Mexico State (9/27/14)

### Rushing Defense

Allowed 0 or fewer yards .....	-4 vs. Northwestern State (09/10/11)
Allowed 10 or fewer yards .....	-4 vs. Northwestern State (09/10/11)
Allowed 20 or fewer yards .....	16 vs. ULM (9/13/14)
Allowed 30 or fewer yards .....	16 vs. ULM (9/13/14)
Allowed 40 or fewer yards .....	16 vs. ULM (9/13/14)
Allowed 50 or fewer yards .....	16 vs. ULM (9/13/14)
Allowed 60 or fewer yards .....	16 vs. ULM (9/13/14)
Allowed 70 or fewer yards .....	16 vs. ULM (9/13/14)
Allowed 80 or fewer yards .....	16 vs. ULM (9/13/14)
Allowed 90 or fewer yards .....	16 vs. ULM (9/13/14)
Allowed 100 or fewer yards .....	16 vs. ULM (9/13/14)



## THE LAST TIME LSU ... (ALL GAMES)

### Passing Defense

Allowed 0 passing yards .....	0 vs. Alabama (11/06/71)
Allowed 50 or fewer yards .....	50 vs. Wisconsin (8/30/14)
Allowed 100 or fewer yards .....	77 vs. ULM (9/13/14)
Allowed 150 or fewer yards .....	102 vs. New Mexico State (9/27/14)
Allowed 175 or fewer yards.....	102 vs. New Mexico State (9/27/14)
Allowed 200 or fewer yards .....	102 vs. New Mexico State (9/27/14)

### Individual Rushing

Had a player rush for 100 or more yards .....	122 by Leonard Fournette vs. New Mexico State (9/27/14)
Had a player rush for 150 or more yards .....	216 by Jeremy Hill vs. Iowa (1/1/14 - Outback Bowl)
Had a player rush for 200 or more yards.....	216 by Jeremy Hill vs. Iowa (1/1/14 - Outback Bowl)
Had a player rush for 225 or more yards .....	250 by Alley Broussard vs. Ole Miss (11/20/04)
Had a player rush for 2 or more TDs .....	2 by Leonard Fournette vs. New Mexico State (9/27/14)
Had a player rush for 3 or more TDs .....	3 by Kenny Hilliard at Mississippi State (10/05/13)
Had a player rush for 4 or more TDs .....	4 by Domanick Davis vs. Illinois (01/01/02 - Sugar Bowl)
Had a player rush for 5 or more TDs .....	5 by Kevin Faulk at Kentucky (11/01/97)

### Individual Passing

Had a player pass for 200 or more yards.....	239 by Anthony Jennings vs. Wisconsin (8/30/14)
Had a player pass for 250 or more yards .....	328 by Zach Mettenberger vs. Furman (10/26/13)
Had a player pass for 300 or more yards.....	328 by Zach Mettenberger vs. Furman (10/26/13)
Had a player pass for 350 or more yards .....	372 by Zach Mettenberger at Georgia (09/28/13)
Had a player pass for 400 or more yards .....	444 by Rohan Davey vs. Illinois (01/01/02 - Sugar Bowl)
Had a player pass for 450 or more yards.....	528 by Rohan Davey at Alabama (11/03/01)
Had a player pass for 500 or more yards .....	528 by Rohan Davey at Alabama (11/03/01)
Had a player pass for 2 or more TDs .....	3 by Brandon Harris vs. New Mexico State (9/27/14)
Had a player pass for 3 or more TDs .....	3 by Brandon Harris vs. New Mexico State (9/27/14)
Had a player pass for 4 or more TDs.....	5 by Zach Mettenberger vs. UAB (09/07/13) - school record
Had a player complete 20 passes.....	25 by Zach Mettenberger at Mississippi State (10/05/13)
Had a player complete 25 passes .....	25 by Zach Mettenberger at Mississippi State (10/05/13)
Had a player complete 30 passes.....	31 by Rohan Davey vs. Illinois (01/01/02 - Sugar Bowl)
Had a player complete 35 passes .....	35 by Rohan Davey at Alabama (11/03/02)
Had a player complete 15 straight passes .....	17 by Rohan Davey vs. Arkansas-6 (11/26/99), vs. Western Carolina-11 (09/02/00)
.....	17 by Matt Mauck vs. Arizona-11 (09/06/03), vs. Western Illinois-6 (09/13/03)
Had a player throw 30 passes.....	33 by Zach Mettenberger at Ole Miss (10/19/13)
Had a player throw 35 passes.....	37 by Zach Mettenberger at Georgia (09/28/13)
Had a player throw 40 passes .....	47 by Matt Flynn vs. Arkansas (11/23/07)
Had a player throw 45 passes .....	47 by Matt Flynn vs. Arkansas (11/23/07)
Had a player throw 50 passes .....	53 by Rohan Davey vs. Illinois (01/01/02 - Sugar Bowl)

### Individual Receiving

Had a player with 9 or more receptions in a game .....	9 by Odell Beckham Jr. at Mississippi State (10/05/13)
Had a player with 10 or more receptions in a game.....	10 by Jarvis Landry at Georgia (09/28/13)
Had a player with 11 or more receptions in a game .....	12 by Brandon LaFell vs. Troy (11/15/08)
Had a player with 12 or more receptions in a game .....	12 by Brandon LaFell vs. Troy (11/15/08)
Had a player with 13 or more receptions in a game .....	14 by Josh Reed vs. Illinois (01/01/02 - Sugar Bowl)
Had a player with 14 or more receptions in a game .....	14 by Josh Reed vs. Illinois (01/01/02 - Sugar Bowl)
Had a player with 15 or more receptions in a game .....	19 by Josh Reed at Alabama (11/03/01)
Had a player receive 100 or more yards.....	124 by Travin Dural/120 by Malachi Dupre vs. Mississippi State (9/20/14)
Had a player receive 150 or more yards .....	151 by Travin Dural vs. Wisconsin (8/30/14)
Had a player receive 200 or more yards .....	204 by Odell Beckham Jr. vs. Furman (10/26/13)
Had a player receive 250 or more yards.....	293 by Josh Reed at Alabama (11/03/01)
Had a player receive for 2 or more TDs .....	2 by Malachi Dupre vs. Mississippi State (9/20/14)
Had a player receive for 3 or more TDs .....	3 by Travin Dural vs. Sam Houston State (9/6/14)
Had a player receive for 4 or more TDs .....	4 by Tony Moss vs. Ohio University (09/30/89)
Had a player receive for 5 or more TDs .....	5 by Carlos Carson vs. Rice (09/24/77)

## THE LAST TIME LSU ... (ALL GAMES)

### Games against Ranked Teams

Beat a top 25 team .....	#14 Wisconsin, 28-24, in AdvoCare Texas Kickoff in Houston, Texas (8/30/14)
Beat a top 10 team .....	#9/10 Texas A&M, 34-10, in Baton Rouge (11/23/13)
Beat a top 5 team .....	#3 South Carolina, 23-21, in Baton Rouge (10/13/12)
Beat an FBS No. 1 team (AP or Coaches Poll) .....	#1 Ohio State, 38-24 (01/07/08 - BCS Championship Game)
Beat an FBS No. 1 team (AP or Coaches Poll) at home .....	#1 Florida, 28-21 (10/11/97)
Beat a ranked opponent at home .....	#9/10 Texas A&M, 34-10, in Baton Rouge (11/23/13)
Beat a ranked opponent on the road .....	#20/19 Texas A&M, 24-19, in College Station, Texas (10/20/12)
Beat a ranked opponent at a neutral site .....	#14 Wisconsin, 28-24, in AdvoCare Texas Kickoff in Houston, Texas (8/30/14)
Beat back-to-back ranked opponents .....	#3 South Carolina, 23-21, in Baton Rouge (10/13/12) & #20/19 Texas A&M, 24-19, in College Station (10/20/12)
Beat a ranked team in three straight games .....	11/23/01 - 01/01/02 vs. #22 Arkansas, #24 Auburn, #2 Tennessee (SEC CG), #7 Illinois (Sugar Bowl)
Beat a ranked team in four straight games .....	11/23/01 - 01/01/02 vs. #22 Arkansas, #24 Auburn, #2 Tennessee (SEC CG), #7 Illinois (Sugar Bowl)
Lost to a ranked opponent at home .....	#1 Alabama, 21-17 (11/03/12)
Lost to a ranked opponent on the road .....	#5 Auburn, 41-7, in Auburn, Ala. (10/04/14)
Lost to a ranked opponent at a neutral site .....	#14 Clemson, 25-24, in Chick-fil-A Bowl (12/31/12)
Lost to an unranked opponent at home .....	Mississippi State, 34-29 (9/20/14)
Lost to an unranked opponent on the road .....	at Ole Miss, 27-24 (10/19/13)

### Special Situations

Won on the last play of the game .....	at #2 Alabama (9-6, 11/05/11); Drew Alleman 25-yard field goal in overtime
Lost on the last play of the game .....	#14 Clemson, 25-24, in Chick-fil-A Bowl (12/31/12); field goal as time expired
Came back and won from 10 or more down in 4th quarter .....	vs. #14 Wisconsin, 28-24 (8/30/14); down 24-13 entering 4th quarter
Lost when leading by 10 or more in 4th quarter .....	#14 Clemson, 25-24 in Chick-fil-A Bowl (12/31/12); led 24-13 entering fourth quarter
Lost when leading by 20 points of more .....	Tennessee, 30-27 OT (09/26/05); led 21-0 at halftime
Scored on the first play from scrimmage .....	Travin Dural (94-yard pass from QB Anthony Jennings) vs. Sam Houston State (9/6/14)
A QB caught a pass on a designed play .....	Matt Flynn (35-yards from WR Early Doucet) at Alabama (11/03/07)
A RB threw a TD pass on a designated play .....	Spencer Ware (39 yards to Rueben Randle for a TD) at Auburn (10/23/10)
Had two RB rush for at least 100 yards each .....	Jeremy Hill (143 yds) and Terrence Magee (108 yds) vs. Furman (10/25/13)

### Returns/Special Teams/Defense

Returned a KO for a TD .....	Morris Claiborne, 99 yards at West Virginia (09/24/11)
Returned a Punt for a TD .....	Odell Beckham, Jr. 89 yards vs. Ole Miss (11/17/12)
Returned an INT for a TD .....	Kendell Beckwith (29 yards) vs. New Mexico State (9/27/14)
Returned 2 INTs for TDs .....	Ronald Martin (45 yards) & Lavar Edwards (23 yards) vs. Idaho (09/15/12)
Returned 3 INTs for TDs .....	3 vs. Arkansas State (C. Raymond, D. Walkup, C. Buckels) (10/12/91)
Recovered a fumble in endzone for a TD .....	Kevin Minter at Ole Miss (11/19/11)
Returned a fumble for a TD .....	Danielle Hunter, 25-yard fumble recovery and return vs. Mississippi State (9/20/14)
Scored two defensive TDs in a game .....	2 vs. UL-Monroe (R. Brooks, INT; L. Edwards, FUM) (11/13/10)
Faked a field goal for a touchdown .....	Colt David (kicker), 15-yard run (09/22/07 vs. South Carolina)
Faked a punt for a first down .....	Kendell Beckwith, 5-yard run in third quarter vs. Wisconsin (8/30/14)
Faked a field goal for a first down .....	Josh Jasper, 5-yard run in 4th quarter (10/09/10 at Florida)
A player kicked the PAT after scoring the TD .....	Colt David vs. South Carolina (09/22/07)
Blocked a FG .....	Ego Ferguson, 29 yard Andrew Ritter attempt in fourth quarter at Ole Miss (10/19/13)
Returned a blocked FG for a TD .....	Patrick Peterson, 53 yards on the block of Ole Miss' 47-yard FG attempt (11/21/09)
Blocked a PAT (kick) .....	Mark Roman, attempt by Seth Hanson (10/17/98 vs. Kentucky)
Returned a PAT for a Defensive Extra Point .....	Mark Roman, kick attempt by Seth Hanson (10/17/98 vs. Kentucky)
Blocked a punt .....	Daniel Graff vs. Tulane (10/31/09)
Blocked a punt for a safety .....	Jarvis Green, on an Andy Smith punt (10/16/99 at Kentucky)
Returned a blocked punt for TD .....	Craig Steltz, 29 yard, off Jacob Hester's block at Arizona State (09/10/05)
Recovered an onside kick .....	at Ole Miss (11/21/09); recovered by Brandon LaFell with 1:16 left in fourth quarter
Recovered an onside kick to start the game .....	vs. Auburn (12/01/01)
Recorded a Safety (Team) .....	vs. North Carolina (09/04/10); ball rolled out of endzone on punt attempt
Recorded a Safety (Individual tackle) .....	Sam Montgomery at Auburn (09/22/12)
Recorded six interceptions .....	6 at Mississippi State (08/30/07)
Had a player record three interceptions .....	3 by Craig Steltz at Mississippi State (8/30/07)
Had a player record 15 tackles .....	19 by Kevin Minter vs. Clemson in Chick-fil-A Bowl (12/31/12)
Had six sacks as a team .....	7 vs. Sam Houston State (9/6/14)

### Opponent Returns/Special Teams

Returned a KO for a TD .....	B.J. Catolon of TCU, 100 yards in second quarter of Cowboys Classic (08/31/13)
Returned a Punt for a TD .....	Marshay Green, 44 yards (11/17/07 at Ole Miss)
Returned an INT for a TD .....	Reggie Thomas of Furman, 74 yards on Zach Mettenberger (10/26/13)
Returned 3 INTs for TDs .....	3 by Alvis, Smith, Robinson (09/17/94 at Auburn)
Recovered a fumble in endzone for a TD .....	Chris Shelling (09/17/94 at Auburn)
Returned a fumble for a TD .....	Alonzo Highsmith of Arkansas, 47 yards in first quarter (11/25/11 in Baton Rouge)
Blocked a FG .....	at Alabama (11/05/11)
Blocked a punt .....	Florida (10/08/11) in fourth quarter
Blocked two punts .....	2 at Virginia Tech (9/01/02)
Blocked a punt for a safety .....	blocked Donnie Jones (09/01/02 at Virginia Tech)
Recorded a Safety (Team) .....	vs. Western Kentucky (11/12/11)
Blocked a PAT (kick) .....	Ole Miss (11/18/06)
Returned a PAT for a Defensive Extra Point .....	Eric Kelly, off bad snap (10/17/98 vs. Kentucky)
Faked a field goal for a TD .....	Damon Duval, 1 yard run (09/18/99 vs. Auburn)
Recovered an onside kick .....	Auburn (09/21/13)

## THE LAST TIME LSU ... (SEC REGULAR SEASON GAMES)

### Scoring

Scored 30 or more points .....	31 vs. Arkansas (11/29/13)
Scored 35 or more points.....	59 at Mississippi State (10/05/13)
Scored 40 or more points .....	59 at Mississippi State (10/05/13)
Scored 45 or more points .....	59 at Mississippi State (10/05/13)
Scored 50 or more points .....	59 at Mississippi State (10/05/13)
Scored 55 or more points.....	59 at Mississippi State (10/05/13)
Scored 60 or more points .....	63 vs. Kentucky (11/01/97)

### Total Offense

Had more than 400 total yards .....	430 vs. Mississippi State (9/20/14)
Had more than 450 total yards .....	470 vs. Arkansas (11/29/13)
Had more than 500 total yards .....	517 vs. Texas A&M (11/23/13)
Had more than 550 total yards.....	563 at Mississippi State (10/05/13)
Had more than 600 total yards .....	611 vs. Alabama (11/13/01)

### Rushing Offense

Rushed for 150 or more yards .....	238 vs. Arkansas (11/29/13)
Rushed for 200 or more yards .....	238 vs. Arkansas (11/29/13)
Rushed for 250 or more yards .....	324 vs. Texas A&M (11/23/13)
Rushed for 300 or more yards .....	324 vs. Texas A&M (11/23/13)
Rushed for 350 or more yards .....	353 at Ole Miss (11/19/11)
Rushed for 400 or more yards.....	400 vs. Kentucky (11/01/97)
Rushed for 425 or more yards.....	426 vs. Ole Miss (10/30/76)

### Passing Offense

Passed for 250 or more yards .....	341 vs. Mississippi State (9/20/14)
Passed for 300 or more yards.....	341 vs. Mississippi State (9/20/14)
Passed for 350 or more yards .....	372 at Georgia (09/28/13)
Passed for 400 or more yards.....	528 vs. Alabama (11/03/01)
Passed for 450 or more yards.....	528 vs. Alabama (11/03/01)
Passed for 500 or more yards.....	528 vs. Alabama (11/03/01)

### Scoring Defense

Allowed 0 points.....	0 at Mississippi State (08/30/07)
Allowed 3 or fewer points.....	3 at Ole Miss (11/19/11)
Allowed 7 or fewer points .....	6 vs. Florida (10/12/13)
Allowed 10 or fewer points.....	10 vs. Texas A&M (11/23/13)
Allowed 14 or fewer points .....	10 vs. Texas A&M (11/23/13)

### Total Defense

Allowed fewer than 100 total yards.....	90 vs. Auburn (10/13/73)
Allowed fewer than 125 total yards .....	114 vs. Kentucky (10/19/85)
Allowed fewer than 150 total yards .....	135 vs. Vanderbilt (09/11/10)
Allowed fewer than 175 total yards .....	135 vs. Vanderbilt (09/11/10)
Allowed fewer than 200 total yards .....	183 at Auburn (09/22/12)
Allowed fewer than 225 total yards.....	211 vs. South Carolina (10/13/12)
Allowed fewer than 250 total yards .....	240 vs. Florida (10/12/13)
Allowed fewer than 275 total yards.....	240 vs. Florida (10/12/13)
Allowed fewer than 300 total yards .....	299 vs. Texas A&M (11/23/13)

### Rushing Defense

Allowed 0 or fewer yards .....	0 at South Carolina (10/18/03)
Allowed 10 or fewer yards.....	10 at Mississippi State (08/30/07)
Allowed 20 or fewer yards .....	20 at Alabama (11/03/07)
Allowed 30 or fewer yards .....	20 at Alabama (11/03/07)
Allowed 40 or fewer yards.....	34 vs. South Carolina (10/13/12)
Allowed 50 or fewer yards .....	47 vs. Mississippi State (11/10/12)
Allowed 60 or fewer yards.....	47 vs. Mississippi State (11/10/12)
Allowed 70 or fewer yards .....	47 vs. Mississippi State (11/10/12)
Allowed 80 or fewer yards.....	75 vs. Texas A&M (11/23/13)
Allowed 90 or fewer yards.....	75 vs. Texas A&M (11/23/13)
Allowed 100 or fewer yards .....	75 vs. Texas A&M (11/23/13)

## THE LAST TIME LSU ... (SEC REGULAR SEASON GAMES)

### Passing Defense

Allowed 0 passing yards.....	0 vs. Alabama (11/06/71)
Allowed 25 or fewer passing yards.....	23 at Alabama (11/27/90)
Allowed 50 or fewer passing yards.....	47 at Ole Miss (11/19/11)
Allowed 75 or fewer passing yards.....	61 at Florida (10/06/12)
Allowed 100 or fewer passing yards.....	61 at Florida (10/06/12)
Allowed 125 or fewer passing yards.....	61 at Florida (10/06/12)
Allowed 150 or fewer passing yards.....	129 vs. Florida (10/12/13)
Allowed 175 or fewer passing yards.....	129 vs. Florida (10/12/13)
Allowed 200 or fewer passing yards.....	179 at Alabama (11/9/13)

### Rushing

Had a player rush for 100 or more yards.....	145 by Jeremy Hill vs. Arkansas (11/29/13)
Had a player rush for 125 or more yards.....	149 by Terrence Magee vs. Texas A&M (11/23/13)
Had a player rush for 150 or more yards.....	157 by Jeremy Hill at Mississippi State (10/5/13)
Had a player rush for 175 or more yards.....	184 by Jeremy Hill vs. Auburn (09/21/13)
Had a player rush for 200 or more yards.....	250 by Alley Broussard vs. Ole Miss (11/20/04)
Had a player rush for 225 or more yards.....	250 by Alley Broussard vs. Ole Miss (11/20/04)
Had a player rush for 2 or more TDs.....	3 by Kenny Hilliard at Mississippi State (10/05/13)
Had a player rush for 3 or more TDs.....	3 by Kenny Hilliard at Mississippi State (10/05/13)
Had a player rush for 4 or more TDs.....	5 by Kevin Faulk at Kentucky (11/01/97)
Had a player rush for 5 or more TDs.....	5 by Kevin Faulk at Kentucky (11/01/97)

### Passing

Had a player pass for 200 or more yards.....	241 by Zach Mettenberger at Alabama (11/09/13)
Had a player pass for 225 or more yards.....	241 by Zach Mettenberger at Alabama (11/09/13)
Had a player pass for 250 or more yards.....	274 by Zach Mettenberger at Ole Miss (10/19/13)
Had a player pass for 275 or more yards.....	340 by Zach Mettenberger at Mississippi State (10/05/13)
Had a player pass for 300 or more yards.....	340 by Zach Mettenberger at Mississippi State (10/05/13)
Had a player pass for 325 or more yards.....	340 by Zach Mettenberger at Mississippi State (10/05/13)
Had a player pass for 350 or more yards.....	372 by Zach Mettenberger at Georgia (09/28/13)
Had a player pass for 375 or more yards.....	528 by Rohan Davey at Alabama (11/03/01)
Had a player pass for 400 or more yards.....	528 by Rohan Davey at Alabama (11/03/01)
Had a player pass for 425 or more yards.....	528 by Rohan Davey at Alabama (11/03/01)
Had a player pass for 450 or more yards.....	528 by Rohan Davey at Alabama (11/03/01)
Had a player pass for 500 or more yards.....	528 by Rohan Davey at Alabama (11/03/01)
Had a player pass for 2 or more TDs.....	2 by Brandon Harris vs. Mississippi State (9/20/14)
Had a player pass for 3 or more TDs.....	3 by Zach Mettenberger at Georgia (09/28/13)
Had a player pass for 4 or more TDs.....	4 by Matt Mauck vs. Arkansas (11/28/03)
Had a player complete 20 passes.....	25 by Zach Mettenberger at Mississippi State (10/05/13)
Had a player complete 25 passes.....	25 by Zach Mettenberger at Mississippi State (10/05/13)
Had a player complete 30 passes.....	35 by Rohan Davey at Alabama (11/03/01)
Had a player complete 35 passes.....	35 by Rohan Davey at Alabama (11/03/01)
Had a player throw 30 passes.....	33 by Zach Mettenberger at Ole Miss (10/19/13)
Had a player throw 35 passes.....	37 by Zach Mettenberger at Georgia (09/28/13)
Had a player throw 40 passes.....	47 by Matt Flynn vs. Arkansas (11/23/07)
Had a player throw 45 passes.....	47 by Matt Flynn vs. Arkansas (11/23/07)
Had a player throw 50 passes.....	58 by Josh Booty vs. Auburn (09/18/99)

### Receiving

Had a player with 10 or more receptions in a game.....	10 by Jarvis Landry at Georgia (09/28/13)
Had a player with 11 or more receptions in a game.....	12 by Michael Clayton at Alabama (11/15/03)
Had a player with 12 or more receptions in a game.....	12 by Michael Clayton at Alabama (11/15/03)
Had a player with 13 or more receptions in a game.....	19 by Josh Reed at Alabama (11/03/01)
Had a player with 14 or more receptions in a game.....	19 by Josh Reed at Alabama (11/03/01)
Had a player with 15 or more receptions in a game.....	19 by Josh Reed at Alabama (11/03/01)
Had a player receive 100 or more yards.....	124 by Travin Dural/120 by Malachi Dupre vs. Mississippi State (9/20/14)
Had a player receive 125 or more yards.....	179 by Odell Beckham Jr. at Mississippi State (10/05/13)
Had a player receive 150 or more yards.....	179 by Odell Beckham Jr. at Mississippi State (10/05/13)
Had a player receive 175 or more yards.....	179 by Odell Beckham Jr. at Mississippi State (10/05/13)
Had a player receive 200 or more yards.....	201 by Devery Henderson at Kentucky (11/09/02)
Had a player receive 250 or more yards.....	293 by Josh Reed at Alabama (11/03/01)
Had a player receive 2 or more TDs.....	2 by Malachi Dupre vs. Mississippi State (9/20/14)
Had a player receive 3 or more TDs.....	3 by Dwayne Bowe vs. Kentucky (10/14/06)



## TURNOVERS

Opponent	Forced by LSU					Forced By Opponent			
	Fum	Int	Tot	Pts Off	Margin	Fum	Int	Tot	Pts Off
vs. Wisconsin	0	2	2	8	+1	1	0	1	7
Sam Houston State	1	2	3	20	+2	1	0	1	0
Louisiana-Monroe	1	0	1	0	0	0	1	1	0
Mississippi State	2	0	2	14	+1	0	1	1	0
New Mexico State	2	2	4	21	0	2	2	4	0
at Auburn	1	0	1	0	+1	0	0	0	0
at Florida									
Kentucky									
Ole Miss									
Alabama									
at Arkansas									
at Texas A&M									
<b>TOTALS</b>	<b>7</b>	<b>6</b>	<b>13</b>	<b>63</b>	<b>+5</b>	<b>4</b>	<b>4</b>	<b>8</b>	<b>7</b>

## LSU BIG PLAYS

Opponent	Rushing				Passing				Special Teams	
	15+	20+	30+	40+	20+	30+	40+	50+	Block	Ret. TD
vs. Wisconsin	3	1	0	0	4	3	2	1	0	0
Sam Houston State	6	3	2	2	3	1	1	1	0	0
Louisiana-Monroe	3	3	0	0	3	1	0	0	0	0
Mississippi State	1	1	0	0	6	3	1	0	0	0
New Mexico State	5	3	0	0	5	1	0	0	0	0
at Auburn	1	1	1	0	3	3	2	1	0	0
at Florida										
Kentucky										
Ole Miss										
Alabama										
at Arkansas										
at Texas A&M										
<b>TOTALS</b>	<b>19</b>	<b>12</b>	<b>3</b>	<b>2</b>	<b>24</b>	<b>12</b>	<b>6</b>	<b>3</b>	<b>0</b>	<b>0</b>

## OPPONENT BIG PLAYS

Opponent	Rushing				Passing				Special Teams	
	15+	20+	30+	40+	20+	30+	40+	50+	Block	Ret. TD
vs. Wisconsin	4	4	2	2	0	0	0	0	0	0
Sam Houston State	0	0	0	0	2	2	1	0	0	0
Louisiana-Monroe	0	0	0	0	0	0	0	0	0	0
Mississippi State	5	5	2	2	5	2	2	1	0	0
New Mexico State	1	1	1	1	1	0	0	0	0	0
at Auburn	7	2	1	0	6	2	1	1	0	0
at Florida										
Kentucky										
Ole Miss										
Alabama										
at Arkansas										
at Texas A&M										
<b>TOTALS</b>	<b>17</b>	<b>12</b>	<b>6</b>	<b>5</b>	<b>14</b>	<b>6</b>	<b>4</b>	<b>2</b>	<b>0</b>	<b>0</b>

## LSU SCORING DRIVES

OPPONENT	No.	Plays	Yards	Time	For TD	Plays	Yards	Time
vs. Wisconsin	5	6.0	54.4	2:43	3	4.0	64.0	1:38
Sam Houston State	8	5.8	64.5	2:12	8	5.8	64.5	2:12
Louisiana-Monroe	5	9.0	55.2	3:55	4	8.3	57.8	3:29
Mississippi State	4	5.8	59.3	1:42	3	5.0	64.0	1:24
New Mexico State	8	6.1	58.6	2:39	8	6.1	58.6	2:39
at Auburn	1	5.0	75	2:14	1	5.0	75	2:14
at Florida								
Kentucky								
Ole Miss								
Alabama								
at Arkansas								
at Texas A&M								
<b>TOTALS</b>	<b>31</b>	<b>6.3</b>	<b>59.5</b>	<b>2:37</b>	<b>27</b>	<b>5.8</b>	<b>62.0</b>	<b>2:22</b>

\*Does not include overtime drives

## FIELD POSITION

Opponent	LSU			
	No. of Drives	Avg. Start	Inside 20	Past 50
vs. Wisconsin	15	32	2	1
Sam Houston State	15	31	3	2
Louisiana-Monroe	12	38	3	2
Mississippi State	15	27	4	1
New Mexico State	16	31	2	2
at Auburn	13	24	3	1
at Florida				
Kentucky				
Ole Miss				
Alabama				
at Arkansas				
at Texas A&M				
<b>TOTALS</b>	<b>86</b>	<b>30.4</b>	<b>17</b>	<b>9</b>

\* - does not include overtime drives

Opponent	Opponents			
	No. of Drives	Avg. Start	Inside 20	Past 50
vs. Wisconsin	15	24	6	1
Sam Houston State	14	23	4	0
Louisiana-Monroe	12	20	5	0
Mississippi State	15	26	4	2
New Mexico State	17	32	0	1
at Auburn	13	28	2	0
at Florida				
Kentucky				
Ole Miss				
Alabama				
at Arkansas				
at Texas A&M				
<b>TOTALS</b>	<b>86</b>	<b>25.8</b>	<b>21</b>	<b>4</b>

\* - does not include overtime drives

## DRIVE STATISTICS

Opponent	No.	LSU					
		3 & Out	Pct.	Score	Pct.	TD	Pct.
vs. Wisconsin	15	3	20.0	5	33.3	3	20.0
Sam Houston State	15	1	6.7	8	53.3	8	53.3
Louisiana-Monroe	12	4	33.3	5	41.7	4	33.3
Mississippi State	15	5	33.3	4	25.0	3	37.5
New Mexico State	16	3	18.8	8	50.0	8	50.0
at Auburn	13	8	61.5	1	7.7	1	7.7
at Florida							
Kentucky							
Ole Miss							
Alabama							
at Arkansas							
at Texas A&M							
<b>TOTALS</b>	<b>86</b>	<b>24</b>	<b>27.9</b>	<b>31</b>	<b>36.0</b>	<b>27</b>	<b>31.4</b>

Opponent	No.	Opponents					
		3 & Out	Pct.	Score	Pct.	TD	Pct.
vs. Wisconsin	15	7	46.7	4	26.7	3	20.0
Sam Houston State	14	5	35.7	0	0.0	0	0.0
Louisiana-Monroe	12	7	58.3	0	0.0	0	0.0
Mississippi State	15	2	13.3	6	40.0	4	26.7
New Mexico State	17	6	35.3	1	5.9	1	5.9
at Auburn	13	1	7.7	7	53.9	5	38.5
at Florida							
Kentucky							
Ole Miss							
Alabama							
at Arkansas							
at Texas A&M							
<b>TOTALS</b>	<b>86</b>	<b>28</b>	<b>32.6</b>	<b>18</b>	<b>20.9</b>	<b>13</b>	<b>15.1</b>

## IN THE REDZONE

Opponent	LSU					
	Inside 20	TD	Run/Pass	TD Pct.	FG	Score Pct.
vs. Wisconsin	1	0	0/0	0.0	1	100.0
Sam Houston State	5	5	3/2	100.0	0	100.0
Louisiana-Monroe	4	2	2/0	50.0	1	75.0
Mississippi State	3	1	1/0	33.3	1	66.7
New Mexico State	7	7	5/2	100.0	0	100.0
at Auburn	2	1	1/0	50.0	0	50.0
at Florida						
Kentucky						
Ole Miss						
Alabama						
at Arkansas						
at Texas A&M						
<b>TOTALS</b>	<b>22</b>	<b>16</b>	<b>12/4</b>	<b>72.7</b>	<b>3</b>	<b>86.4</b>

Opponent	Opponents					
	Inside 20	TD	Run/Pass	TD Pct.	FG	Score Pct.
vs. Wisconsin	2	2	2/0	100.0	0	100.0
Sam Houston State	1	0	0/0	0.0	0	0.0
Louisiana-Monroe	0	0	0/0	0.0	0	0.0
Mississippi State	5	2	1/1	40.0	2	80.0
New Mexico State	0	0	0/0	0.0	0	0.0
at Auburn	3	3	3/0	100.0	0	100
at Florida						
Kentucky						
Ole Miss						
Alabama						
at Arkansas						
at Texas A&M						
<b>TOTALS</b>	<b>11</b>	<b>7</b>	<b>6/1</b>	<b>63.6</b>	<b>2</b>	<b>81.8</b>

## DRIVE SUPERLATIVES

### Longest Drive

No. of Plays	<b>LSU</b> 12; 2 times (Last: 45 yds, 5:41) vs ULM; results in Field Goal
By No. of Yards	95 (6p, 1:48) vs Mississippi State; results in TD
By Time of Possession	5:41 (12p, 45 yds) vs ULM; results in Field Goal

### Opponents

16 by Mississippi State (88 yds, 5:27); results Field Goal
98 by Mississippi State (5p, 1:21); results in TD
5:27 by Mississippi State (16p, 88 yds); results in Field Goal

### Shortest Drive

By No. of Plays	<b>LSU</b> 1; 7 times (Last: 3 yds, 0:04) vs New Mexico State; results in TD
By No. of Yards	-12 (3p, 1:59) vs ULM; results in Punt
By Time of Possession	0:04 (1p, 3 yds) vs New Mexico State; results in TD

### Opponents

1; 4 times (Last: 0 yds, 0:12) by Miss. State; results in Fumble
-26 (2p, 0:50) by New Mexico State; results in Interception
0:12 (1p, 0 yds.) by Mississippi State; results in Fumble

## LSU DRIVE CHARTS

### vs. Wisconsin

Qtr.	Time	Start	PI-Yds	TOP	Result
1st	15:00	L 15	6-16	2:50	Punt
1st	9:05	L 27	4-15	1:51	Punt
1st	5:07	L 20	1-80	0:20	TOUCHDOWN
1st	3:35	W 48	3-(-1)	1:32	Punt
2nd	13:24	L 16	3-3	1:06	Punt
2nd	10:35	L 29	2-2	0:25	Fumble
2nd	7:36	L 29	4-13	1:35	Punt
2nd	4:21	L 38	3-(-9)	2:06	Punt
2nd	1:26	L 31	4-22	1:05	Punt
3rd	12:24	L 37	9-50	4:43	FIELD GOAL
3rd	6:11	L 40	9-30	4:00	FIELD GOAL
3rd	0:20	L 41	8-59	3:12	TOUCHDOWN
4th	11:04	L 47	3-53	1:23	TOUCHDOWN
4th	6:35	L 31	6-20	4:12	Punt
4th	1:26	L 35	5-7	1:26	End of Half

### Sam Houston State

Qtr.	Time	Start	PI-Yds	TOP	Result
1st	13:45	L 06	1-94	0:13	TOUCHDOWN
1st	12:08	L 41	6-59	1:45	TOUCHDOWN
1st	7:56	L 21	9-79	4:00	TOUCHDOWN
1st	2:39	L 20	12-80	4:11	TOUCHDOWN
2nd	10:34	L 19	6-81	2:19	TOUCHDOWN
2nd	6:43	L 08	9-22	4:38	Punt
2nd	0:41	L 20	1-(-1)	0:41	End of Half
3rd	14:51	L 30	5-16	2:32	Punt
3rd	10:24	L 39	5-16	2:55	Punt
3rd	7:16	SH 01	1-1	0:05	TOUCHDOWN
3rd	6:06	L 31	3-(-5)	2:31	Punt
3rd	1:17	L 20	7-80	3:09	TOUCHDOWN
4th	12:24	SH 42	4-42	1:59	TOUCHDOWN
4th	7:12	L 24	7-40	3:56	Fumble
4th	0:00	L 42	0-0	0:00	End of Half

### ULM

Qtr.	Time	Start	PI-Yds	TOP	Result
1st	15:00	L 40	3-9	2:06	Punt
1st	11:00	L 46	3-5	1:06	Punt
1st	9:01	50	12-45	5:41	FIELD GOAL
1st	1:49	L 15	10-85	3:38	TOUCHDOWN
2nd	11:41	L 18	3-1	2:13	Punt
2nd	6:58	L 11	6-34	2:43	Punt
2nd	2:09	L 39	4-24	1:27	Interception
3rd	10:11	L 46	8-54	2:49	TOUCHDOWN
3rd	5:58	U 34	5-34	2:32	TOUCHDOWN
3rd	2:16	L 42	10-58	4:57	TOUCHDOWN
4th	10:13	L 35	3-(-12)	1:59	Punt
4th	3:47	U 43	6-21	3:47	End of Half

## OPPONENT DRIVE CHARTS

### vs. Wisconsin

Qtr.	Time	Start	PI-Yds	TOP	Result
1st	12:10	W 24	6-76	3:05	TOUCHDOWN
1st	7:14	W 39	6-28	2:07	FIELD GOAL
1st	4:47	W 08	3-4	1:12	Punt
1st	2:03	W 13	9-48	3:39	Punt
2nd	12:18	W 17	3-4	1:43	Punt
2nd	10:10	L 31	5-31	2:34	TOUCHDOWN
2nd	6:01	W 14	3-4	1:40	Punt
2nd	2:15	W 29	3-7	0:49	Punt
2nd	0:21	W 08	1-(-2)	0:21	End of Half
3rd	15:00	W 25	6-75	2:36	TOUCHDOWN
3rd	7:41	W 30	3-5	1:30	Punt
3rd	2:11	W 25	3-8	1:51	Punt
4th	12:08	W 35	2-(-2)	1:04	Interception
4th	9:41	W 25	8-23	3:06	Interception
4th	2:23	W 10	3-(-2)	0:57	Punt

### Sam Houston State

Qtr.	Time	Start	PI-Yds	TOP	Result
1st	15:00	SH 25	5-26	1:15	Interception
1st	13:32	SH 25	3-(-10)	1:24	Punt
1st	10:23	SH 25	7-54	2:27	Downs
1st	3:56	SH 25	3-5	1:17	Punt
2nd	13:20	SH 17	5-26	2:46	Punt
2nd	8:07	SH 24	4-27	1:24	Punt
2nd	2:05	SH 16	8-36	1:24	Punt
3rd	12:19	SH 13	3-9	1:55	Punt
3rd	7:29	SH 12	1-(-11)	0:13	Fumble
3rd	7:11	SH 25	3-5	1:05	Punt
3rd	3:35	SH 29	6-66	2:18	Interception
4th	13:00	SH 23	3-0	0:36	Punt
4th	10:14	SH 35	6-1	3:02	Punt
4th	3:16	SH 36	7-22	3:16	Downs

### ULM

Qtr.	Time	Start	PI-Yds	TOP	Result
1st	12:54	U 05	3-(-1)	1:54	Punt
1st	9:54	U 22	3-5	0:53	Punt
1st	3:20	U 25	3-5	1:31	Punt
2nd	13:11	U 25	3-8	1:30	Punt
2nd	9:28	U 43	6-12	2:30	Punt
2nd	4:15	U 05	5-12	2:06	Punt
2nd	0:42	U 14	1-3	0:42	End of Half
3rd	14:50	U 10	7-7	4:39	Punt
3rd	6:58	U 28	3-(-1)	1:00	Punt
3rd	3:17	U 18	3-1	1:01	Punt
4th	12:19	U 25	3-9	2:06	Punt
4th	8:14	U 20	8-23	4:27	Fumble

## LSU DRIVE CHARTS

### Mississippi State

Qtr.	Time	Start	PI-Yds	TOP	Result
1st	15:00	L 25	3-7	2:03	Punt
1st	10:47	L 25	3-(3)	2:33	Punt
1st	6:08	L 36	8-62	4:02	Downs
1st	0:45	L 25	8-20	4:12	Punt
2nd	9:22	L 14	7-32	2:38	Punt
2nd	3:56	L 42	8-45	2:36	FIELD GOAL
2nd	0:30	L 19	2-14	0:30	End of half
3rd	14:48	M 25	0-0	0:00	TOUCHDOWN
3rd	12:35	L 23	3-9	1:48	Punt
3rd	9:35	L 25	6-13	2:19	Punt
3rd	6:09	L 35	3-4	0:53	Punt
4th	14:43	L 33	7-67	2:09	TOUCHDOWN
4th	9:34	L 09	3-(7)	1:39	Punt
4th	3:43	L 05	6-95	1:48	TOUCHDOWN
4th	1:42	M 30	2-30	0:15	TOUCHDOWN
4th	0:20	L 20	4-34	0:20	Interception

### New Mexico State

Qtr.	Time	Start	PI-Yds	TOP	Result
1st	13:29	L 26	3-24	1:04	Fumble
1st	11:30	L 20	3-(-4)	2:07	Punt
1st	6:50	L 20	1-0	0:10	Interception
1st	5:31	L 23	3-16	0:44	Interception
1st	4:06	N 40	5-40	1:59	TOUCHDOWN
1st	1:21	L 35	1-5	0:12	Fumble
1st	0:19	N 00	0-0	0:00	TOUCHDOWN
2nd	12:45	L 11	3-3	1:34	Punt
2nd	9:28	L 20	11-80	3:36	TOUCHDOWN
2nd	5:16	L 38	3-62	1:10	TOUCHDOWN
2nd	3:14	L 30	5-70	1:25	TOUCHDOWN
2nd	1:00	N 03	1-3	0:04	TOUCHDOWN
3rd	15:00	L 25	8-75	4:42	TOUCHDOWN
3rd	6:40	L 26	10-74	4:52	TOUCHDOWN
3rd	1:04	L 35	6-65	3:24	TOUCHDOWN
4th	10:08	L 22	3-2	3:21	Punt
4th	4:53	L 16	8-48	4:53	End of Half

### at Auburn

Qtr.	Time	Start	PI-Yds	TOP	Result
1st	15:00	L 25	3-5	1:37	Punt
1st	10:16	L 25	3-9	1:26	Punt
1st	6:59	L 20	3-2	2:06	Punt
1st	3:38	L 25	5-75	2:14	TOUCHDOWN
2nd	14:27	L 25	3-6	1:37	Punt
2nd	9:56	L 18	3-8	2:16	Punt
2nd	5:43	L 20	6-20	1:18	Punt
2nd	2:12	L 25	7-50	2:12	End of Half
3rd	12:41	L 22	3-1	1:56	Punt
3rd	7:25	L 24	3-(-3)	1:08	Punt
3rd	5:28	A 35	4-9	1:44	Downs
3rd	2:09	L 14	8-62	3:02	Downs
4th	8:42	L 13	9-76	4:37	Downs

## OPPONENT DRIVE CHARTS

### Mississippi State

Qtr.	Time	Start	PI-Yds	TOP	Result
1st	12:57	M 49	6-51	2:10	TOUCHDOWN
1st	8:14	M 22	5-2	2:06	Punt
1st	2:06	M 02	5-98	1:21	TOUCHDOWN
2nd	11:33	M 17	5-73	2:07	FIELD GOAL
2nd	6:44	M 04	5-11	2:48	Punt
2nd	1:20	M 25	4-18	0:50	Punt
3rd	15:00	M 25	1-0	0:12	Fumble
3rd	14:48	M 25	6-75	2:04	TOUCHDOWN
3rd	10:47	M 23	3-77	1:12	TOUCHDOWN
3rd	7:16	M 20	3-6	1:07	Punt
3rd	5:16	M 01	16-88	5:27	FIELD GOAL
4th	12:34	M 25	4-27	3:00	Punt
4th	7:55	L 46	7-41	4:12	Downs
4th	1:55	L 46	2-(-24)	0:13	Fumble
4th	1:26	M 50	3-6	1:06	Punt
4th	0:00	M 01	0-0	0:00	End of half

### New Mexico State

Qtr.	Time	Start	PI-Yds	TOP	Result
1st	15:00	N 25	6-17	1:31	Interception
1st	12:25	N 50	3-8	0:55	Punt
1st	9:23	N 27	6-19	2:33	Punt
1st	6:40	N 43	5-34	1:09	Missed FG
1st	4:47	N 36	3-3	0:41	Punt
1st	2:07	N 25	3-2	0:46	Punt
1st	1:09	L 40	2-(-26)	0:50	Interception
1st	0:19	N 35	8-23	2:34	Punt
2nd	11:11	N 48	5-10	1:43	Punt
2nd	5:52	N 25	3-1	0:36	Punt
2nd	3:59	N 22	2-78	0:45	TOUCHDOWN
2nd	1:49	N 25	3-14	0:49	Fumble
2nd	0:56	N 25	3-13	0:56	End of Half
3rd	10:18	N 25	9-49	3:38	Fumble
3rd	1:48	N 25	3-0	0:44	Punt
4th	12:40	N 25	4-20	2:32	Punt
4th	6:47	N 35	3-9	1:54	Punt

### at Auburn

Qtr.	Time	Start	PI-Yds	TOP	Result
1st	13:23	A 22	8-49	3:07	FIELD GOAL
1st	8:50	A 33	5-67	1:45	TOUCHDOWN
1st	4:53	A 40	5-60	1:15	TOUCHDOWN
1st	1:16	A 28	7-72	1:49	TOUCHDOWN
2nd	12:50	A 21	7-32	2:54	Punt
2nd	7:40	A 41	3-4	1:57	Punt
2nd	4:25	A 19	7-81	2:13	TOUCHDOWN
3rd	15:00	A 25	6-13	2:19	Punt
3rd	10:45	A 46	7-29	3:12	FIELD GOAL
3rd	6:17	A 33	2-2	0:49	Fumble
3rd	3:44	A 26	4-23	1:35	Punt
4th	14:07	A 24	9-76	5:23	TOUCHDOWN
4th	4:05	A 11	6-44	4:05	End of half

## LSU SUPERLATIVES

### Highs

<b>Points Scored</b>	63 vs. New Mexico State (9/27)
<b>Total Yards</b>	584 vs. Sam Houston State (9/6)
<b>Rushing Yards</b>	363 vs. New Mexico State (9/27)
<b>Rushing Attempts</b>	58 vs. Sam Houston State (9/6)
<b>Rushing TDs</b>	5 vs. New Mexico State (9/27)
<b>Passing Yards</b>	341 vs. Mississippi State (9/20)
<b>Passes Completed</b>	20 vs. Mississippi State (9/20)
<b>Passes Attempted</b>	36 vs. Mississippi State (9/20)
<b>Passing TDs</b>	4 vs. Sam Houston State (9/6)
<b>Passes Intercepted</b>	2 vs. Wisc. (8/30), SHSU (9/6) and NMSU (9/27)
<b>First Downs</b>	29 vs. New Mexico State (9/27)
<b>Penalties</b>	7 vs. Wisconsin (8/30)
<b>Penalty Yards</b>	60 vs. Sam Houston State (9/6)
<b>Sacks</b>	7 vs. Sam Houston State (9/6)

### Lows

<b>Points Scored</b>	7 vs. Auburn (10/4)
<b>Total Yards</b>	280 vs. Auburn (10/4)
<b>Rushing Yards</b>	89 vs. Mississippi State (9/20)
<b>Rushing Attempts</b>	36 vs. Mississippi State (9/20) & Auburn (10/4)
<b>Rushing TDs</b>	1 vs. Wisc. (8/30), Mississippi State (9/20) & Auburn (10/4)
<b>Passing Yards</b>	142 vs. Auburn (10/4)
<b>Passes Completed</b>	8 vs. Auburn (10/4)
<b>Passes Attempted</b>	18 vs. Sam Houston State (9/6)
<b>Passing TDs</b>	0 vs. ULM (9/13) & Auburn (10/4)
<b>Passes Intercepted</b>	0 vs. ULM (9/13) & Auburn (10/4)
<b>First Downs</b>	13 vs. Auburn (10/4)
<b>Penalties</b>	3 vs. Mississippi State (9/20)
<b>Penalty Yards</b>	28 vs. Mississippi State (9/20)
<b>Sacks</b>	0 vs. Wisconsin (8/30) and New Mexico State (9/27)

### Individual

<b>All-Purpose Yds</b>	155 by Leonard Fournette vs. New Mexico State (9/27)
<b>Rushing Yards</b>	122 by Leonard Fournette vs. New Mexico State (9/27)
<b>Rushing Carries</b>	18 by Hilliard vs. Wisc. (8/30) & Fournette vs. NMSU (9/27)
<b>Rushing TDs</b>	2 by Williams vs. ULM (9/13) & Fournette vs. NMSU (9/27)
<b>Longest Rush</b>	46 by Brandon Harris vs. Sam Houston State (9/6)
<b>Passing Yards</b>	239 by Anthony Jennings vs. Wisconsin (8/30)
<b>Pass Completions</b>	13 by Anthony Jennings vs. Miss. State (9/20)
<b>Passing Attempts</b>	26 by Anthony Jennings vs. Miss. State (9/20)
<b>Passes Intercepted</b>	2 by Anthony Jennings vs. New Mexico State (9/27)
<b>Passing TDs</b>	3 by Jennings vs. SHSU (9/6) & Harris vs. NMSU (9/27)
<b>Longest Pass</b>	94 by Anthony Jennings vs. Sam Houston State (9/6)
<b>Receiving Yards</b>	151 by Travin Dural vs. Wisconsin (8/30)
<b>Receptions</b>	6 by Travin Dural vs. ULM (9/13) & Miss. State (9/20)
<b>Receiving TDs</b>	3 by Travin Dural vs. Sam Houston State (9/6)
<b>Longest Reception</b>	94 by Travin Dural vs. Sam Houston State (9/6)
<b>FG's Made</b>	2 by Colby Delahoussaye vs. Wisconsin (8/30)
<b>FG's Attempted</b>	2 by Colby Delahoussaye vs. Wisconsin (8/30)
<b>Longest FG Made</b>	47 by Colby Delahoussaye vs. Wisconsin (8/30)
<b>PAT's</b>	9 by Colby Delahoussaye vs. New Mexico State (9/27)
<b>Punts</b>	8 by Jamie Keehn vs. Wisc., Mississippi State & AU
<b>Punts Average</b>	51.1 by Keehn vs. Mississippi State (9/20)
<b>Longest Punt</b>	64 by Jamie Keehn vs. Wisconsin (8/30)
<b>Punt Return Yds</b>	40 by Tre'Davious White vs. Sam Houston State (9/6)
<b>Longest Punt Ret.</b>	30 by Tre'Davious White vs. Sam Houston State (9/6)
<b>KO Return Yards</b>	117 by Leonard Fournette vs. Wisconsin (8/30)
<b>Longest KO Ret.</b>	40 by Leonard Fournette vs. ULM (9/13)
<b>Total Tackles</b>	13 by Alexander & Martin vs. Miss. State (9/20)
<b>Tackles for Loss</b>	2 by Alexander vs. Wisc. (8/30) & Teuhema vs. SHSU (9/6)
<b>Sacks</b>	2 by Sione Teuhema vs. Sam Houston State (9/6)
<b>Interceptions</b>	1 by players vs. Wisc (8/30), SHSU (9/6) & NMSU (9/27)
<b>Int. Return Yards</b>	29 by Kendell Beckwith vs. New Mexico State (9/27)

## OPPONENT SUPERLATIVES

### Highs

<b>Points Scored</b>	41 by Auburn (10/4)
<b>Total Yards</b>	570 by Mississippi State (9/20)
<b>Rushing Yards</b>	302 by Mississippi State (9/20)
<b>Rushing Attempts</b>	49 by Mississippi State (9/20) & Auburn (10/4)
<b>Rushing TDs</b>	3 by Wisconsin (8/30) & Auburn (10/4)
<b>Passing Yards</b>	268 by Miss. State (9/20) & Auburn (10/4)
<b>Passes Completed</b>	17 by Auburn (10/4)
<b>Passes Attempted</b>	33 by New Mexico State (9/27)
<b>Passing TDs</b>	2 by Mississippi State (9/20) & Auburn (10/4)
<b>Passes Intercepted</b>	2 by New Mexico State (9/27)
<b>First Downs</b>	25 by Auburn (10/4)
<b>Penalties</b>	7 by Auburn (10/4)
<b>Penalty Yards</b>	80 by Auburn (10/4)
<b>Sacks</b>	3 by Wisconsin (8/30) & Mississippi State (9/20)

### Lows

<b>Points Scored</b>	0 by Sam Houston State (9/6) & ULM (9/13)
<b>Total Yards</b>	93 by ULM (9/13)
<b>Rushing Yards</b>	16 by ULM (9/13)
<b>Rushing Attempts</b>	18 by ULM (9/13)
<b>Rushing TDs</b>	0 by Sam Houston State (9/6) & ULM (9/13)
<b>Passing Yards</b>	50 by Wisconsin (8/30)
<b>Passes Completed</b>	8 by Wisconsin (8/30)
<b>Passes Attempted</b>	24 by Wisconsin (8/30)
<b>Passing TDs</b>	0 by Wisc (8/30), SHSU (9/6), ULM (9/13) and NMSU (9/27)
<b>Passes Intercepted</b>	0 by Wisc. (8/30), Sam Houston State (9/6) & Auburn (10/4)
<b>First Downs</b>	6 by ULM (9/13)
<b>Penalties</b>	2 by Sam Houston State (9/6)
<b>Penalty Yards</b>	26 by Wisconsin (8/30)
<b>Sacks</b>	1 by Sam Houston State (9/6), NM State (9/27) & Auburn (10/4)

### Individual

<b>All-Purpose Yds</b>	201 by Josh Robinson for Mississippi State (9/20)
<b>Rushing Yards</b>	197 by Josh Robinson for Mississippi State (9/20)
<b>Rushing Carries</b>	24 by Cameron Arits-Payne for Auburn (10/4)
<b>Rushing TDs</b>	2 by Nick Marshall for Auburn (10/4)
<b>Longest Rush</b>	79 by Andrew Allen for New Mexico State (9/27)
<b>Passing Yards</b>	268 by Dak Prescott for Mississippi State (9/20)
<b>Pass Completions</b>	16 by Pete Thomas for ULM (9/13)
<b>Passing Attempts</b>	31 by Tyler Rogers for New Mexico State (9/27)
<b>Passes Intercepted</b>	2 by players for Wisc. (8/30), SHSU (9/6) & NMSU (9/27)
<b>Passing TDs</b>	2 by Prescott for Mississippi State (9/20) & Marshall for AU (10/4)
<b>Longest Pass</b>	74 by Dak Prescott for Mississippi State (9/20)
<b>Receiving Yards</b>	144 by Sammie Coates for Auburn (10/4)
<b>Receptions</b>	6 by Rashon Ceaser for ULM (9/13)
<b>Receiving TDs</b>	1 by multiple players for Mississippi State (9/20) and Auburn (10/4)
<b>Longest Reception</b>	74 by Jameon Lewis for Mississippi State (9/20)
<b>FG's Made</b>	2 by Sobiesk for Mississippi State (9/20) & Carlson for AU (10/4)
<b>FG's Attempted</b>	2 by Sobiesk for Mississippi State (9/20) & Carlson for AU (10/4)
<b>Longest FG Made</b>	51 by Rafael Gaglianone for Wisconsin (8/30)
<b>PAT's</b>	5 by Daniel Carlson for Auburn (10/4)
<b>Punts</b>	10 by Manton for ULM (9/13) and Witkowski for NMSU (9/27)
<b>Punts Average</b>	44.2 by Lachlan Edwards for Sam Houston State (9/6)
<b>Longest Punt</b>	57 by Drew Meyer for Wisconsin (8/30)
<b>Punt Return Yds</b>	35 by Jamoral Graham for Mississippi State (9/20)
<b>Longest Punt Ret.</b>	21 by Jamoral Graham for Mississippi State (9/20)
<b>KO Return Yards</b>	79 by Keshawn Hill for Sam Houston State (9/6)
<b>Longest KO Ret.</b>	32 by Keshawn Hill for Sam Houston State (9/6)
<b>Total Tackles</b>	15 by Michael Caputo for Wisconsin (8/30)
<b>Tackles for Loss</b>	2.5 by Marcus Trotter for Wisconsin (8/30)
<b>Sacks</b>	1 by players for Wisc., SHSU, ULM, MSU, NMSU, & AU
<b>Interceptions</b>	1 by players for ULM (9/13), MSU (9/20), NMSU (9/27)
<b>Int. Return Yards</b>	1 by Lane for ULM (9/13) and by Redmond for MSU (9/20)



**2014 LSU Football**  
**LSU Game Results (as of Oct 05, 2014)**  
**All games**

<b>Date</b>	<b>Opponent</b>		<b>Score</b>	<b>Overall</b>	<b>Conference</b>	<b>Time</b>	<b>Attend</b>
Aug 30, 2014	vs #14 Wisconsin	W	28-24	1-0	0-0	3:28	71599
Sep 06, 2014	SAM HOUSTON ST.	W	56-0	2-0	0-0	3:10	100338
Sep 13, 2014	ULM	W	31-0	3-0	0-0	3:01	101194
*Sep 20, 2014	MISSISSIPPI ST.	L	29-34	3-1	0-1	3:37	102321
Sep 27, 2014	NEW MEXICO ST.	W	63-7	4-1	0-1	3:17	101987
*Oct 04, 2014	at #5 Auburn	L	7-41	4-2	0-2	3:18	87451

**2014 LSU Football**  
**LSU Overall Team Statistics (as of Oct 05, 2014)**  
**All games**

<b>Team Statistics</b>	<b>LS</b>	<b>OPP</b>
SCORING	214	106
Points Per Game	35.7	17.7
FIRST DOWNS	128	95
Rushing	69	51
Passing	49	37
Penalty	10	7
RUSHING YARDAGE	1269	1106
Yards gained rushing	1419	1263
Yards lost rushing	150	157
Rushing Attempts	283	228
Average Per Rush	4.5	4.9
Average Per Game	211.5	184.3
TDs Rushing	16	9
PASSING YARDAGE	1325	921
Comp-Att-Int	74-139-4	81-164-6
Average Per Pass	9.5	5.6
Average Per Catch	17.9	11.4
Average Per Game	220.8	153.5
TDs Passing	11	4
TOTAL OFFENSE	2594	2027
Total Plays	422	392
Average Per Play	6.1	5.2
Average Per Game	432.3	337.8
KICK RETURNS: #-Yards	12-283	11-223
PUNT RETURNS: #-Yards	14-121	12-62
INT RETURNS: #-Yards	6-55	4-0
KICK RETURN AVERAGE	23.6	20.3
PUNT RETURN AVERAGE	8.6	5.2
INT RETURN AVERAGE	9.2	0.0
FUMBLES-LOST	12-4	11-7
PENALTIES-Yards	32-258	28-257
Average Per Game	43.0	42.8
PUNTS-Yards	36-1644	47-1875
Average Per Punt	45.7	39.9
Net punt average	43.4	35.2
KICKOFFS-Yards	38-2388	24-1465
Average Per Kick	62.8	61.0
Net kick average	41.2	39.9
TIME OF POSSESSION/Game	32:26	27:34
3RD-DOWN Conversions	26/75	26/86
3rd-Down Pct	35%	30%
4TH-DOWN Conversions	4/8	1/4
4th-Down Pct	50%	25%
SACKS BY-Yards	11-73	11-70
MISC YARDS	0	0
TOUCHDOWNS SCORED	29	13
FIELD GOALS-ATTEMPTS	4-4	5-6
ON-SIDE KICKS	0-1	0-0
RED-ZONE SCORES	(19-22) 86%	(9-12) 75%
RED-ZONE TOUCHDOWNS	(16-22) 73%	(7-12) 58%
PAT-ATTEMPTS	(24-25) 96%	(13-13) 100%
ATTENDANCE	405840	87451
Games/Avg Per Game	4/101460	1/87451
Neutral Site Games		1/71599

<b>Score by Quarters</b>	<b>1st</b>	<b>2nd</b>	<b>3rd</b>	<b>4th</b>	<b>OT</b>	<b>Total</b>
LSU	51	53	48	62	0	214
Opponents	41	31	24	10	0	106

**2014 LSU Football**  
**LSU Overall Individual Statistics (as of Oct 05, 2014)**  
**All games**

<b>Rushing</b>	<b>gp-gs</b>	<b>att</b>	<b>gain</b>	<b>loss</b>	<b>net</b>	<b>avg</b>	<b>td</b>	<b>lg</b>	<b>avg/g</b>
L. Fournette	6-0	66	372	8	364	5.5	4	40	60.7
Kenny Hilliard	6-5	61	311	2	309	5.1	5	28	51.5
Darrel Williams	5-0	37	189	5	184	5.0	3	22	36.8
Terrence Magee	6-1	42	172	5	167	4.0	1	23	27.8
Brandon Harris	6-1	24	174	30	144	6.0	3	46	24.0
A. Jennings	6-5	40	161	78	83	2.1	0	22	13.8
Miquel James	1-0	2	24	0	24	12.0	0	19	24.0
Trey Quinn	6-3	2	11	0	11	5.5	0	9	1.8
K. Beckwith	6-0	1	5	0	5	5.0	0	5	0.8
Travin Dural	6-6	1	0	5	-5	-5.0	0	0	-0.8
TEAM	6-0	7	0	17	-17	-2.4	0	0	-2.8
Total	6	283	1419	150	1269	4.5	16	46	211.5
Opponents	6	228	1263	157	1106	4.9	9	79	184.3

<b>Passing</b>	<b>gp-gs</b>	<b>effic</b>	<b>comp-att-int</b>	<b>pct</b>	<b>yds</b>	<b>td</b>	<b>lg</b>	<b>avg/g</b>
A. Jennings	6-5	135.71	47-93-3	50.5	818	5	94	136.3
Brandon Harris	6-1	183.56	25-44-1	56.8	452	6	52	75.3
Terrence Magee	6-1	469.60	1-1-0	100.0	44	0	44	7.3
Brad Kragthorpe	1-0	192.40	1-1-0	100.0	11	0	11	11.0
Total	6	153.67	74-139-4	53.2	1325	11	94	220.8
Opponents	6	97.30	81-164-6	49.4	921	4	74	153.5

<b>Receiving</b>	<b>gp-gs</b>	<b>no.</b>	<b>yds</b>	<b>avg</b>	<b>td</b>	<b>lg</b>	<b>avg/g</b>
Travin Dural	6-6	22	574	26.1	5	94	95.7
Trey Quinn	6-3	11	117	10.6	0	27	19.5
Malachi Dupre	5-2	10	249	24.9	4	52	49.8
John Diarse	6-0	9	165	18.3	1	37	27.5
L. Fournette	6-0	5	86	17.2	0	33	14.3
Darrel Williams	5-0	5	55	11.0	0	25	11.0
Terrence Magee	6-1	5	33	6.6	0	13	5.5
Kenny Hilliard	6-5	3	25	8.3	0	12	4.2
Travis Dickson	6-0	3	18	6.0	0	7	3.0
Melvin Jones	5-0	1	3	3.0	1	3	0.6
Total	6	74	1325	17.9	11	94	220.8
Opponents	6	81	921	11.4	4	74	153.5

<b>Punt Returns</b>	<b>no.</b>	<b>yds</b>	<b>avg</b>	<b>td</b>	<b>lg</b>
T. White	13	114	8.8	0	30
Trey Quinn	1	7	7.0	0	7
Total	14	121	8.6	0	30
Opponents	12	62	5.2	0	21

<b>Interceptions</b>	<b>no.</b>	<b>yds</b>	<b>avg</b>	<b>td</b>	<b>lg</b>
Jalen Mills	1	0	0.0	0	0
R. Jefferson	1	18	18.0	0	18
Dwayne Thomas	1	0	0.0	0	0
T. White	1	0	0.0	0	0
Ronald Martin	1	8	8.0	0	8
K. Beckwith	1	29	29.0	1	29
Total	6	55	9.2	1	29
Opponents	4	0	0.0	0	0

<b>Kick Returns</b>	<b>no.</b>	<b>yds</b>	<b>avg</b>	<b>td</b>	<b>lg</b>
L. Fournette	12	283	23.6	0	40
Total	12	283	23.6	0	40
Opponents	11	223	20.3	0	32

<b>Fumble Returns</b>	<b>no.</b>	<b>yds</b>	<b>avg</b>	<b>td</b>	<b>lg</b>
Danielle Hunter	1	25	25.0	1	25
Jalen Mills	1	36	36.0	0	36
Total	2	61	30.5	1	36
Opponents	0	0	0.0	0	0

**2014 LSU Football**  
**LSU Overall Individual Statistics (as of Oct 05, 2014)**  
**All games**

Scoring	td	fg	PAT				dpx	saf	pts
			kick	rush	rcv	pass			
C. Delahoussaye	-	4-4	24-25	-	-	-	-	-	36
Kenny Hilliard	5	-	-	1-1	-	-	-	-	32
Travin Dural	5	-	-	-	-	-	-	-	30
L. Fournette	4	-	-	-	-	-	-	-	24
Malachi Dupre	4	-	-	-	-	-	-	-	24
Darrel Williams	3	-	-	-	-	-	-	-	18
Brandon Harris	3	-	-	0-1	-	-	-	-	18
Melvin Jones	1	-	-	-	-	-	-	-	6
K. Beckwith	1	-	-	-	-	-	-	-	6
Terrence Magee	1	-	-	-	-	-	-	-	6
John Diarse	1	-	-	-	-	-	-	-	6
Danielle Hunter	1	-	-	-	-	-	-	-	6
Trey Quinn	-	-	-	-	1	-	-	-	2
A. Jennings	-	-	-	0-1	-	1-1	-	-	0
Total	29	4-4	24-25	1-3	1	1-1	-	-	214
Opponents	13	5-6	13-13	-	-	-	-	-	106

Total Offense	g	plays	rush	pass	total	avg/g
A. Jennings	6	133	83	818	901	150.2
Brandon Harris	6	68	144	452	596	99.3
L. Fournette	6	66	364	0	364	60.7
Kenny Hilliard	6	61	309	0	309	51.5
Terrence Magee	6	43	167	44	211	35.2
Darrel Williams	5	37	184	0	184	36.8
Miquel James	1	2	24	0	24	24.0
Trey Quinn	6	2	11	0	11	1.8
Brad Kragthorpe	1	1	0	11	11	11.0
K. Beckwith	6	1	5	0	5	0.8
Travin Dural	6	1	-5	0	-5	-0.8
TEAM	6	7	-17	0	-17	-2.8
Total	6	422	1269	1325	2594	432.3
Opponents	6	392	1106	921	2027	337.8

Field Goals	fg	pct.	01-19	20-29	30-39	40-49	50-99	lg	blk
C. Delahoussaye	4-4	100.0	0-0	1-1	2-2	1-1	0-0	47	0

FG Sequence	LSU	Opponents
Wisconsin	(30),(47)	(51)
Sam Houston St.	-	-
ULM	(21)	-
Mississippi St.	(30)	(27),(28)
New Mexico St.	-	40
Auburn	-	(46),(42)

Punting	no.	yds	avg	lg	tb	fc	i20	50+	blk
Jamie Keehn	36	1644	45.7	64	1	12	14	12	0
Total	36	1644	45.7	64	1	12	14	12	0
Opponents	47	1875	39.9	57	5	15	12	7	0

Kickoffs	no.	yds	avg	tb	ob	retn	net	ydln
Trent Domingue	25	1610	64.4	18	1			
Cameron Gamble	12	762	63.5	6	1			
C. Delahoussaye	1	16	16.0	0	1			
Total	38	2388	62.8	24	3	20.3	41.2	23
Opponents	24	1465	61.0	9	0	23.6	39.9	25

Numbers in (parentheses) indicate field goal was made.

**2014 LSU Football**  
**LSU Overall Individual Statistics (as of Oct 05, 2014)**  
**All games**

<u>All Purpose</u>	<u>g</u>	<u>rush</u>	<u>rcv</u>	<u>pr</u>	<u>kr</u>	<u>ir</u>	<u>total</u>	<u>avg/g</u>
L. Fournette	6	364	86	0	283	0	733	122.2
Travin Dural	6	-5	574	0	0	0	569	94.8
Kenny Hilliard	6	309	25	0	0	0	334	55.7
Malachi Dupre	5	0	249	0	0	0	249	49.8
Darrel Williams	5	184	55	0	0	0	239	47.8
Terrence Magee	6	167	33	0	0	0	200	33.3
John Diarse	6	0	165	0	0	0	165	27.5
Brandon Harris	6	144	0	0	0	0	144	24.0
Trey Quinn	6	11	117	7	0	0	135	22.5
T. White	6	0	0	114	0	0	114	19.0
A. Jennings	6	83	0	0	0	0	83	13.8
K. Beckwith	6	5	0	0	0	29	34	5.7
Miquel James	1	24	0	0	0	0	24	24.0
Travis Dickson	6	0	18	0	0	0	18	3.0
R. Jefferson	6	0	0	0	0	18	18	3.0
Ronald Martin	6	0	0	0	0	8	8	1.3
Melvin Jones	5	0	3	0	0	0	3	0.6
TEAM	6	-17	0	0	0	0	-17	-2.8
Total	6	1269	1325	121	283	55	3053	508.8
Opponents	6	1106	921	62	223	0	2312	385.3



2014 LSU Football  
 LSU Overall Defensive Statistics (as of Oct 05, 2014)  
 All games

##	Defensive Leaders	gp-gs	Tackles				tfl/yds	Sacks no-yds	Pass defense			Fumbles		blkd	
			ua	a	tot				int-yds	brup	qbh	rcv-yds	ff	kick	saf
94	Danielle Hunter	6-6	18	19	37	5.0-29	1.0-5	.	.	1		1-25	1	.	.
4	Kwon Alexander	5-5	15	21	36	2.0-2	.	.	.	4		.	1	.	.
26	Ronald Martin	6-6	13	20	33	.	.	1-8	5	.		.	1	.	.
52	K. Beckwith	6-0	11	15	26	2.0-9	1.0-8	1-29	2	1		1-0	.	.	.
28	Jalen Mills	6-6	13	13	26	1.5-1	.	1-0	2	1		1-36	.	.	.
31	D.J. Welter	6-6	5	21	26	1.0-11	1.0-11	.	1	1		1-0	1	.	.
33	Jamal Adams	6-0	9	16	25	0.5-1	.	.	1	.		.	.	.	.
13	Dwayne Thomas	5-0	8	16	24	2.5-11	1.5-10	1-0	1	2		1-0	.	.	.
59	Jermauria Rasco	6-6	8	15	23	2.5-11	2.0-10	.	.	5		.	.	.	.
91	C. LaCouture	6-6	5	14	19	2.5-6	1.5-6	.	2	1		.	.	.	.
23	Lamar Louis	5-5	7	9	16	1.0-1	.	.	.	2		.	.	.	.
40	Duke Riley	6-1	5	11	16	.	.	.	.	.		.	.	.	.
57	D. Godchaux	6-3	3	12	15	0.5-1	.	.	.	.		.	1	.	.
45	Deion Jones	6-1	5	9	14	1.0-2	.	.	.	1		1-0	.	.	.
32	Jalen Collins	6-3	8	6	14	1.0-2	.	.	2	.		.	.	.	.
16	T. White	6-6	9	5	14	2.0-2	.	1-0	3	1		.	.	.	.
29	R. Jefferson	6-0	6	8	14	.	.	1-18	1	1		.	.	.	.
21	R. Robinson	5-3	5	6	11	.	.	.	1	.		.	.	.	.
46	Tashawn Bower	6-0	1	9	10	1.0-2	.	.	.	1		.	.	.	.
98	Deondre Clark	6-0	.	6	6	0.5-0	.	.	.	3		.	.	.	.
58	Sione Teuhema	3-0	3	2	5	2.0-19	2.0-19	.	.	.		.	.	.	.
95	Quentin Thomas	4-3	1	4	5	.	.	.	.	.		.	.	.	.
22	Ronnie Feist	3-0	.	4	4	.	.	.	.	.		1-0	.	.	.
96	Mickey Johnson	2-0	.	3	3	.	.	.	.	.		.	.	.	.
97	Frank Herron	3-0	2	1	3	.	.	.	.	.		.	.	.	.
99	Greg Gilmore	2-0	1	2	3	0.5-3	0.5-3	.	.	.		.	.	.	.
92	Lewis Neal	6-0	1	2	3	1.5-4	.	.	.	.		.	.	.	.
54	Justin Maclin	3-0	.	3	3	0.5-1	0.5-1	.	.	1		.	.	.	.
90	Maquedius Bain	5-0	1	2	3	.	.	.	1	.		.	.	.	.
39	Russell Gage	2-0	1	1	2	.	.	.	.	.		.	.	.	.
18	Terrence Magee	6-1	.	2	2	.	.	.	.	.		.	.	.	.
24	Ed Paris	6-0	.	2	2	.	.	.	.	.		.	.	.	.
34	Darrel Williams	5-0	1	.	1	.	.	.	.	.		.	.	.	.
35	Devin Voorhies	3-0	.	1	1	.	.	.	.	.		.	.	.	.
50	Reid Ferguson	6-0	.	1	1	.	.	.	.	.		.	.	.	.
15	Malachi Dupre	5-2	1	.	1	.	.	.	.	.		.	.	.	.
85	Dillon Gordon	6-6	1	.	1	.	.	.	.	.		.	.	.	.
93	M.J. Patterson	3-0	.	1	1	.	.	.	.	.		.	.	.	.
Total		6	167	282	449	31-118	11-73	6-55	22	26		7-61	5	.	.
Opponents		6	185	316	501	30-123	11-70	4-0	17	17		4-0	3	.	.

**2014 LSU Football**  
**LSU Team Game-by-Game (as of Oct 05, 2014)**  
**All games**

**TEAM STATISTICS**

Date	Opponent	Rushing				Receiving				Passing				Kick Returns				Punt Returns				tot off		
		no.	yds	td	lg	no.	yds	td	lg	cmp	att	int	yds	td	lg	no.	yds	td	lg	no.	yds		td	lg
Aug 30	vs Wisconsin	47	126	1	28	9	239	2	80	9	21	0	239	2	80	5	117	0	33	3	16	0	9	365
Sep 06	SAM HOUSTON ST.	58	334	4	46	11	250	4	94	11	18	0	250	4	94	1	22	0	22	3	40	0	30	584
Sep 13	ULM	52	219	4	24	12	153	0	32	12	20	1	153	0	32	1	40	0	40	4	31	0	26	372
Sep 20	MISSISSIPPI ST.	36	89	1	20	20	341	2	49	20	36	1	341	2	49	3	60	0	27	0	0	0	0	430
Sep 27	NEW MEXICO ST.	54	363	5	26	14	200	3	33	14	20	2	200	3	33	0	0	0	0	3	24	0	12	563
Oct 04	at Auburn	36	138	1	32	8	142	0	52	8	24	0	142	0	52	2	44	0	24	1	10	0	10	280
LSU		283	1269	16	46	74	1325	11	94	74	139	4	1325	11	94	12	283	0	40	14	121	0	30	2594
		228	1106	9	79	81	921	4	74	81	164	6	921	4	74	11	223	0	32	12	62	0	21	2027

Games played: 6  
 Avg per rush: 4.5  
 Avg per catch: 17.9  
 Pass efficiency: 153.67  
 Kick ret avg: 23.6  
 Punt ret avg: 8.6  
 All purpose avg/game: 508.8  
 Total offense avg/gm: 432.3

Date	Opponent	Tackles				Sacks	Fumble		Pass Defense			Blkd	PAT Attempts				pts	
		ua	a	total	tfl-yds		no-yds	ff	fr-yds	int-yds	qbh		brup	kick	kick	rush		rcv
Aug 30	vs Wisconsin	28	32	60	5.0-10	0.0-0	0	0-0	2-8	4	4	0	2-2	0	1	0	0	28
Sep 06	SAM HOUSTON ST.	25	50	75	10.0-60	7.0-51	1	1-0	2-18	5	1	0	6-7	1	0	0	56	
Sep 13	ULM	17	42	59	5.0-11	1.0-5	0	1-0	0-0	4	5	0	4-4	0	0	0	31	
Sep 20	MISSISSIPPI ST.	27	70	97	4.0-15	2.0-12	2	2-25	0-0	3	4	0	2-2	0	0	0	29	
Sep 27	NEW MEXICO ST.	24	58	82	5.0-16	0.0-0	2	2-36	2-29	4	4	0	9-9	0	0	0	63	
Oct 04	at Auburn	46	30	76	2.0-6	1.0-5	0	1-0	0-0	6	4	0	1-1	0	0	0	7	
LSU		167	282	449	31.0-118	11.0-73	5	7-61	6-55	26	22	0	24-25	1	1	0	214	
		185	316	501	30.0-123	11.0-70	3	4-0	4-0	17	17	0	13-13	0	0	0	106	

Date	Opponent	Punting								Field Goals			Kickoffs					
		no.	yds	avg	long	blkd	tb	fc	50+	i20	md-att	long	blkd	no.	yds	avg	tb	ob
Aug 30	vs Wisconsin	8	340	42.5	64	0	0	3	2	5	2-2	47	0	6	382	63.7	3	1
Sep 06	SAM HOUSTON ST.	4	175	43.8	56	0	0	2	1	3	0-0	0	0	9	579	64.3	5	0
Sep 13	ULM	5	239	47.8	59	0	0	1	3	2	1-1	21	0	6	375	62.5	3	0
Sep 20	MISSISSIPPI ST.	8	409	51.1	62	0	1	3	5	3	1-1	30	0	5	276	55.2	4	1
Sep 27	NEW MEXICO ST.	3	143	47.7	57	0	0	0	1	0	0-0	0	0	10	647	64.7	8	1
Oct 04	at Auburn	8	338	42.2	48	0	0	3	0	1	0-0	0	0	2	129	64.5	1	0
LSU		36	1644	45.7	64	0	1	12	12	14	4-4	47	0	38	2388	62.8	24	3
		47	1875	39.9	57	0	5	15	7	12	5-6	51	0	24	1465	61.0	9	0

**2014 LSU Football**  
**LSU Opponent Game-by-Game (as of Oct 05, 2014)**  
**All games**

**OPPONENT STATISTICS**

Date	Opponent	Rushing				Receiving				Passing				Kick Returns				Punt Returns				tot off
		no.	yds	td	lg	no.	yds	td	lg	cmp	att	int	yds	td	lg	no.	yds	td	lg	no.	yds	
Aug 30	vs Wisconsin	39	268	3	63	8	50	0	14	8-24-2	50	0	14	2	31	0	25	1	-3	0	0	318
Sep 06	SAM HOUSTON ST.	36	50	0	10	9	156	0	48	9-28-2	156	0	48	4	93	0	32	2	2	0	2	206
Sep 13	ULM	18	16	0	6	16	77	0	12	16-30-0	77	0	12	3	51	0	20	2	6	0	6	93
Sep 20	MISSISSIPPI ST.	49	302	2	66	15	268	2	74	15-24-0	268	2	74	0	0	0	0	2	35	0	21	570
Sep 27	NEW MEXICO ST.	37	172	1	79	16	102	0	23	16-33-2	102	0	23	1	21	0	21	2	7	0	5	274
Oct 04	at Auburn	49	298	3	34	17	268	2	56	17-25-0	268	2	56	1	27	0	27	3	15	0	13	566
Opponents		228	1106	9	79	81	921	4	74	81-164-6	921	4	74	11	223	0	32	12	62	0	21	2027
		283	1269	16	46	74	1325	11	94	74-139-4	1325	11	94	12	283	0	40	14	121	0	30	2594

Games played: 6  
 Avg per rush: 4.9  
 Avg per catch: 11.4  
 Pass efficiency: 97.30  
 Kick ret avg: 20.3  
 Punt ret avg: 5.2  
 All purpose avg/game: 385.3  
 Total offense avg/gm: 337.8

Date	Opponent	Tackles				Sacks	Fumble		Pass Defense			Blkd	PAT Attempts				
		ua	a	total	tfl-yds	no-yds	ff	fr-yds	int-yds	qbh	brup	kick	kick	rush	rcv	saf	pts
Aug 30	vs Wisconsin	32	52	84	9.0-37	3.0-17	1	1-0	0-0	5	4	0	3-3	0	0	0	24
Sep 06	SAM HOUSTON ST.	33	60	93	3.0-9	1.0-4	0	1-0	0-0	0	3	0	0-0	0	0	0	0
Sep 13	ULM	28	66	94	4.0-16	2.0-12	0	0-0	1-0	2	1	0	0-0	0	0	0	0
Sep 20	MISSISSIPPI ST.	30	48	78	6.0-36	3.0-23	0	0-0	1-0	0	3	0	4-4	0	0	0	34
Sep 27	NEW MEXICO ST.	30	66	96	1.0-9	1.0-9	2	2-0	2-0	0	0	0	1-1	0	0	0	7
Oct 04	at Auburn	32	24	56	7.0-16	1.0-5	0	0-0	0-0	10	6	0	5-5	0	0	0	41
Opponents		185	316	501	30.0-123	11.0-70	3	4-0	4-0	17	17	0	13-13	0	0	0	106
		167	282	449	31.0-118	11.0-73	5	7-61	6-55	26	22	0	24-25	1	1	0	214

Date	Opponent	Punting									Field Goals			Kickoffs				
		no.	yds	avg	long	blkd	tb	fc	50+	i20	md-att	long	blkd	no.	yds	avg	tb	ob
Aug 30	vs Wisconsin	8	300	37.5	57	0	0	1	2	1	1-1	51	0	5	314	62.8	0	0
Sep 06	SAM HOUSTON ST.	9	398	44.2	52	0	1	3	1	2	0-0	0	0	1	57	57.0	0	0
Sep 13	ULM	10	402	40.2	56	0	0	1	3	3	0-0	0	0	1	65	65.0	0	0
Sep 20	MISSISSIPPI ST.	6	243	40.5	44	0	1	5	0	2	2-2	28	0	7	450	64.3	4	0
Sep 27	NEW MEXICO ST.	10	381	38.1	54	0	3	3	1	2	0-1	0	0	2	72	36.0	0	0
Oct 04	at Auburn	4	151	37.8	45	0	0	2	0	2	2-2	46	0	8	507	63.4	5	0
Opponents		47	1875	39.9	57	0	5	15	7	12	5-6	51	0	24	1465	61.0	9	0
		36	1644	45.7	64	0	1	12	12	14	4-4	47	0	38	2388	62.8	24	3

# Player Game-by-Game Statistics

## PASSING

Anthony Jennings	Att	Cmp	Int	Yds	TD	Lng
vs. #14 Wisconsin	21	9	0	239	2	80
Sam Houston State	13	7	0	188	3	94
Louisiana-Monroe	18	11	1	139	0	32
Mississippi State	26	13	0	157	0	49
New Mexico State	5	2	2	11	0	7
at #5 Auburn	10	5	0	84	0	40
at Florida						
Kentucky						
Ole Miss						
Alabama						
at Arkansas						
at Texas A&M						
<b>TOTALS</b>	<b>93</b>	<b>47</b>	<b>3</b>	<b>818</b>	<b>5</b>	<b>94</b>

Brandon Harris	Att	Cmp	Int	Yds	TD	Lng
vs. #14 Wisconsin	0	0	0	0	0	0
Sam Houston State	5	4	0	62	1	22
Louisiana-Monroe	2	1	0	14	0	14
Mississippi State	9	6	1	140	2	31
New Mexico State	14	11	0	178	3	33
at #5 Auburn	14	3	0	58	0	52
at Florida						
Kentucky						
Ole Miss						
Alabama						
at Arkansas						
at Texas A&M						
<b>TOTALS</b>	<b>44</b>	<b>25</b>	<b>1</b>	<b>452</b>	<b>6</b>	<b>52</b>

## RUSHING

Leonard Fournette	Att	Gn	Ls	Net	TD	Lng
vs. #14 Wisconsin	8	21	3	18	0	5
Sam Houston State	13	92	0	92	1	40
Louisiana-Monroe	10	54	2	52	1	24
Mississippi State	7	38	0	38	0	20
New Mexico State	18	122	0	122	2	17
at #5 Auburn	10	45	3	42	0	10
at Florida						
Kentucky						
Ole Miss						
Alabama						
at Arkansas						
at Texas A&M						
<b>TOTALS</b>	<b>66</b>	<b>372</b>	<b>8</b>	<b>364</b>	<b>4</b>	<b>40</b>

Kenny Hilliard	Att	Gn	Ls	Net	TD	Lng
vs. #14 Wisconsin	18	111	1	110	1	28
Sam Houston State	11	55	0	55	1	9
Louisiana-Monroe	12	50	0	50	1	7
Mississippi State	9	31	1	30	1	9
New Mexico State	7	53	0	53	0	26
at #5 Auburn	4	11	0	11	1	6
at Florida						
Kentucky						
Ole Miss						
Alabama						
at Arkansas						
at Texas A&M						
<b>TOTALS</b>	<b>61</b>	<b>311</b>	<b>2</b>	<b>309</b>	<b>5</b>	<b>28</b>

Darrel Williams	Att	Gn	Ls	Net	TD	Lng
vs. #14 Wisconsin	DNP					
Sam Houston State	14	66	1	65	1	17
Louisiana-Monroe	7	37	0	37	2	22
Mississippi State	2	4	0	4	0	4
New Mexico State	10	59	0	59	0	13
at #5 Auburn	4	23	4	19	0	14
at Florida						
Kentucky						
Ole Miss						
Alabama						
at Arkansas						
at Texas A&M						
<b>TOTALS</b>	<b>37</b>	<b>189</b>	<b>5</b>	<b>184</b>	<b>3</b>	<b>22</b>

Terrence Magee	Att	Gn	Ls	Net	TD	Lng
vs. #14 Wisconsin	6	9	1	8	0	4
Sam Houston State	6	27	0	27	0	7
Louisiana-Monroe	12	45	2	43	0	12
Mississippi State	2	4	0	4	0	2
New Mexico State	8	62	0	62	1	23
at #5 Auburn	8	25	2	23	0	8
at Florida						
Kentucky						
Ole Miss						
Alabama						
at Arkansas						
at Texas A&M						
<b>TOTALS</b>	<b>42</b>	<b>172</b>	<b>5</b>	<b>167</b>	<b>1</b>	<b>23</b>

Brandon Harris	Att	Gn	Ls	Net	TD	Lng
vs. #14 Wisconsin	2	0	11	-11	0	0
Sam Houston State	5	62	9	53	1	46
Louisiana-Monroe	2	11	0	11	0	8
Mississippi State	2	19	0	19	0	12
New Mexico State	5	36	0	36	2	21
at #5 Auburn	8	46	10	36	0	32
at Florida						
Kentucky						
Ole Miss						
Alabama						
at Arkansas						
at Texas A&M						
<b>TOTALS</b>	<b>24</b>	<b>174</b>	<b>30</b>	<b>144</b>	<b>3</b>	<b>46</b>

Anthony Jennings	Att	Gn	Ls	Net	TD	Lng
vs. #14 Wisconsin	9	19	21	-2	0	7
Sam Houston State	8	52	9	43	0	19
Louisiana-Monroe	7	34	14	20	0	22
Mississippi State	11	29	23	6	0	9
New Mexico State	3	18	9	9	0	9
at #5 Auburn	2	9	2	7	0	9
at Florida						
Kentucky						
Ole Miss						
Alabama						
at Arkansas						
at Texas A&M						
<b>TOTALS</b>	<b>40</b>	<b>161</b>	<b>78</b>	<b>83</b>	<b>0</b>	<b>22</b>

Trey Quinn	Att	Gn	Ls	Net	TD	Lng
vs. #14 Wisconsin	1	2	0	2	0	2
Sam Houston State	0	0	0	0	0	0
Louisiana-Monroe	1	9	0	9	0	9
Mississippi State	0	0	0	0	0	0
New Mexico State	0	0	0	0	0	0
at #5 Auburn	0	0	0	0	0	0
at Florida						
Kentucky						
Ole Miss						
Alabama						
at Arkansas						
at Texas A&M						
<b>TOTALS</b>	<b>2</b>	<b>11</b>	<b>0</b>	<b>11</b>	<b>0</b>	<b>9</b>

# Player Game-by-Game Statistics

## RECEIVING

Travin Dural	Rec	Yds	TD	Lng
vs. #14 Wisconsin	3	151	1	80
Sam Houston State	3	140	3	94
Louisiana-Monroe	6	79	0	32
Mississippi State	6	124	0	49
New Mexico State	3	40	1	22
at #5 Auburn	1	40	0	40
at Florida				
Kentucky				
Ole Miss				
Alabama				
at Arkansas				
at Texas A&M				
<b>TOTALS</b>	<b>22</b>	<b>574</b>	<b>5</b>	<b>94</b>

Trey Quinn	Rec	Yds	TD	Lng
vs. #14 Wisconsin	1	11	0	11
Sam Houston State	2	26	0	14
Louisiana-Monroe	2	12	0	10
Mississippi State	2	24	0	19
New Mexico State	3	46	0	27
at #5 Auburn	1	-2	0	0
at Florida				
Kentucky				
Ole Miss				
Alabama				
at Arkansas				
at Texas A&M				
<b>TOTALS</b>	<b>11</b>	<b>117</b>	<b>0</b>	<b>27</b>

Malachi Dupre	Rec	Yds	TD	Lng
vs. #14 Wisconsin	DNP			
Sam Houston State	2	23	1	15
Louisiana-Monroe	0	0	0	0
Mississippi State	4	120	2	44
New Mexico State	3	54	1	27
at #5 Auburn	1	52	0	52
at Florida				
Kentucky				
Ole Miss				
Alabama				
at Arkansas				
at Texas A&M				
<b>TOTALS</b>	<b>10</b>	<b>249</b>	<b>4</b>	<b>52</b>

John Diarse	Rec	Yds	TD	Lng
vs. #14 Wisconsin	2	48	1	36
Sam Houston State	2	29	0	22
Louisiana-Monroe	2	39	0	23
Mississippi State	0	0	0	0
New Mexico State	1	9	0	9
at #5 Auburn	2	40	0	37
at Florida				
Kentucky				
Ole Miss				
Alabama				
at Arkansas				
at Texas A&M				
<b>TOTALS</b>	<b>9</b>	<b>165</b>	<b>1</b>	<b>37</b>

Leonard Fournette	Rec	Yds	TD	Lng
vs. #14 Wisconsin	0	0	0	0
Sam Houston State	2	32	0	17
Louisiana-Monroe	1	20	0	20
Mississippi State	1	1	0	1
New Mexico State	1	33	0	33
at #5 Auburn	0	0	0	0
at Florida				
Kentucky				
Ole Miss				
Alabama				
at Arkansas				
at Texas A&M				
<b>TOTALS</b>	<b>5</b>	<b>86</b>	<b>0</b>	<b>33</b>

Darrel Williams	Rec	Yds	TD	Lng
vs. #14 Wisconsin	0	0	0	0
Sam Houston State	0	0	0	0
Louisiana-Monroe	0	0	0	0
Mississippi State	2	38	0	25
New Mexico State	1	11	0	11
at #5 Auburn	2	6	0	3
at Florida				
Kentucky				
Ole Miss				
Alabama				
at Arkansas				
at Texas A&M				
<b>TOTALS</b>	<b>5</b>	<b>55</b>	<b>0</b>	<b>25</b>

Terrence Magee	Rec	Yds	TD	Lng
vs. #14 Wisconsin	0	0	0	0
Sam Houston State	0	0	0	0
Louisiana-Monroe	0	0	0	0
Mississippi State	4	29	0	13
New Mexico State	1	4	0	4
at #5 Auburn	0	0	0	0
at Florida				
Kentucky				
Ole Miss				
Alabama				
at Arkansas				
at Texas A&M				
<b>TOTALS</b>	<b>5</b>	<b>33</b>	<b>0</b>	<b>13</b>

Kenny Hilliard	Rec	Yds	TD	Lng
vs. #14 Wisconsin	2	22	0	12
Sam Houston State	0	0	0	0
Louisiana-Monroe	1	3	0	3
Mississippi State	0	0	0	0
New Mexico State	0	0	0	0
at #5 Auburn	0	0	0	0
at Florida				
Kentucky				
Ole Miss				
Alabama				
at Arkansas				
at Texas A&M				
<b>TOTALS</b>	<b>3</b>	<b>25</b>	<b>0</b>	<b>12</b>

Travis Dickson	Rec	Yds	TD	Lng
vs. #14 Wisconsin	1	7	0	7
Sam Houston State	0	0	0	0
Louisiana-Monroe	0	0	0	0
Mississippi State	1	5	0	5
New Mexico State	0	0	0	0
at #5 Auburn	1	6	0	6
at Florida				
Kentucky				
Ole Miss				
Alabama				
at Arkansas				
at Texas A&M				
<b>TOTALS</b>	<b>3</b>	<b>18</b>	<b>0</b>	<b>7</b>

Melvin Jones	Rec	Yds	TD	Lng
vs. #14 Wisconsin	0	0	0	0
Sam Houston State	0	0	0	0
Louisiana-Monroe	0	0	0	0
Mississippi State	0	0	0	0
New Mexico State	1	3	1	3
at #5 Auburn	0	0	0	0
at Florida				
Kentucky				
Ole Miss				
Alabama				
at Arkansas				
at Texas A&M				
<b>TOTALS</b>	<b>1</b>	<b>3</b>	<b>1</b>	<b>3</b>



# Player Game-by-Game Statistics

## RETURN YARDAGE

	Kickoff Returns			Punt Returns		
	No.	Yds	Lng	No.	Yds	Lng
<b>Leonard Fournette</b>						
vs. #14 Wisconsin	5	117	33	0	0	0
Sam Houston State	1	22	22	0	0	0
Louisiana-Monroe	1	40	40	0	0	0
Mississippi State	3	60	27	0	0	0
New Mexico State	0	0	0	0	0	0
at Auburn	2	44	24	0	0	0
at Florida						
Kentucky						
Ole Miss						
Alabama						
at Arkansas						
at Texas A&M						
<b>TOTALS</b>	<b>12</b>	<b>283</b>	<b>40</b>	<b>0</b>	<b>0</b>	<b>0</b>

	Kickoff Returns			Punt Returns		
	No.	Yds	Lng	No.	Yds	Lng
<b>Tre'Davious White</b>						
vs. #14 Wisconsin	0	0	0	3	16	9
Sam Houston State	0	0	0	3	40	30
Louisiana-Monroe	0	0	0	4	31	26
Mississippi State	0	0	0	0	0	0
New Mexico State	0	0	0	2	17	12
at Auburn	0	0	0	1	10	10
at Florida						
Kentucky						
Ole Miss						
Alabama						
at Arkansas						
at Texas A&M						
<b>TOTALS</b>	<b>0</b>	<b>0</b>	<b>0</b>	<b>13</b>	<b>114</b>	<b>30</b>

	Kickoff Returns			Punt Returns		
	No.	Yds	Lng	No.	Yds	Lng
<b>Trey Quinn</b>						
vs. #14 Wisconsin	0	0	0	0	0	0
Sam Houston State	0	0	0	0	0	0
Louisiana-Monroe	0	0	0	0	0	0
Mississippi State	0	0	0	0	0	0
New Mexico State	0	0	0	1	7	7
at Auburn	0	0	0	0	0	0
at Florida						
Kentucky						
Ole Miss						
Alabama						
at Arkansas						
at Texas A&M						
<b>TOTALS</b>	<b>0</b>	<b>0</b>	<b>0</b>	<b>1</b>	<b>7</b>	<b>7</b>

## PUNTING

	No.	Yds	Avg	Lng	I-20
<b>Jamie Keehn</b>					
vs. #14 Wisconsin	8	340	42.5	64	5
Sam Houston State	4	175	43.8	56	3
Louisiana-Monroe	5	239	47.8	59	2
Mississippi State	8	409	51.1	62	3
New Mexico State	3	143	47.7	57	0
at Auburn	8	338	42.2	48	1
at Florida					
Kentucky					
Ole Miss					
Alabama					
at Arkansas					
at Texas A&M					
<b>TOTALS</b>	<b>36</b>	<b>1644</b>	<b>45.7</b>	<b>64</b>	<b>14</b>

## FIELD GOALS

	Made	Missed
<b>Colby Delahoussaye</b>		
vs. #14 Wisconsin	30, 47	
Sam Houston State	--	
Louisiana-Monroe	21	
Mississippi State	30	
New Mexico State	--	
at Auburn	--	
at Florida		
Kentucky		
Ole Miss		
Alabama		
at Arkansas		
at Texas A&M		
<b>TOTALS</b>	<b>4/4</b>	

## PLAYER DEFENSIVE GAME-BY-GAME STATISTICS

<b>Tackles (UT-AT-TOT)</b>	<b>vs. WISC</b>	<b>SHST</b>	<b>ULM</b>	<b>MSU</b>	<b>NMST</b>	<b>at AU</b>	<b>at UF</b>	<b>UK</b>	<b>UM</b>	<b>BAMA</b>	<b>at ARK</b>	<b>at A&amp;M</b>	<b>TOTALS</b>
Danielle Hunter	4-3-7	3-4-7	0-1-1	2-4-6	2-2-4	7-5-12							18-19-37
Kwon Alexander	5-3-8	0-1-1	DNP	4-9-13	3-5-8	3-3-6							15-21-36
Ronald Martin	1-4-5	1-1-2	2-1-3	4-9-13	3-3-6	2-2-4							13-20-33
Kendell Beckwith	0-1-1	2-5-7	0-2-2	2-4-6	2-2-4	5-1-6							11-15-26
Jalen Mills	2-2-4	2-0-2	1-1-2	1-6-7	2-2-4	5-2-7							13-13-26
D.J. Welter	1-4-5	1-3-4	0-2-2	1-5-6	2-6-8	0-1-1							5-21-26
Jamal Adams	-	1-4-5	2-2-4	1-3-4	0-5-5	5-2-7							9-16-25
Dwayne Thomas	1-4-5	2-5-7	2-2-4	2-4-6	1-1-2	DNP							8-16-24
Jermauria Rasco	2-3-5	1-1-2	1-2-3	1-5-6	1-2-3	2-2-4							8-15-23
Christian LaCouture	1-2-3	0-2-2	0-2-2	1-3-4	0-2-2	3-3-6							5-14-19
Lamar Louis	1-1-2	0-1-1	DNP	1-0-1	1-2-3	4-5-9							7-9-16
Duke Riley	2-0-2	-	1-7-8	1-1-2	0-3-3	1-0-1							5-11-16
Davon Godchaux	0-1-1	1-2-3	0-3-3	1-2-3	1-3-4	0-1-1							3-12-15
Rickey Jefferson	-	0-1-1	2-3-5	1-1-2	1-1-2	2-2-4							6-8-14
Jalen Collins	4-2-6	2-0-2	1-2-3	1-2-3	-	-							8-6-14
Tre'Davious White	2-1-3	1-1-2	3-1-4	1-1-2	1-1-2	1-0-1							9-5-14
Deion Jones	2-0-2	2-3-5	0-2-2	0-2-2	0-2-2	1-0-1							5-9-14
Rashard Robinson	DNP	1-0-1	0-2-2	0-3-3	2-0-2	2-1-3							5-6-11
Tashawn Bower	-	-	0-2-2	1-2-3	0-5-5	-							1-9-10
Deondre Clark	-	0-2-2	0-2-2	-	0-2-2	-							0-6-6
Sione Teuhema	DNP	2-2-4	1-0-1	DNP	-	DNP							3-2-5
Quentin Thomas	0-1-1	0-1-1	1-0-1	0-2-2	DNP	DNP							1-4-5
Ronnie Feist	DNP	0-2-2	0-2-2	DNP	-	DNP							0-4-4
Maquedius Bain	DNP	-	-	-	0-2-2	1-0-1							1-2-3
Frank Herron	DNP	0-1-1	-	DNP	DNP	2-0-2							2-1-3
Greg Gilmore	DNP	0-1-1	DNP	DNP	1-1-2	DNP							1-2-3
Mickey Johnson	DNP	0-1-1	DNP	DNP	0-2-2	DNP							0-3-3
Justin Maclin	DNP	0-2-2	-	DNP	0-1-1	DNP							0-3-3
Lewis Neal	-	1-0-1	-	0-2-2	-	-							1-2-3
Russell Gage	DNP	1-1-2	DNP	DNP	-	DNP							1-1-2
Terrence Magee	-	0-1-1	-	-	0-1-1	-							0-2-2
Ed Paris	-	0-1-1	-	-	0-1-1	-							0-2-2
Malachi Dupre	-	-	-	-	1-0-1	-							1-0-1
Reid Ferguson	-	-	0-1-1	-	-	-							0-1-1
Dillon Gordon	-	-	-	1-0-1	-	-							1-0-1
M.J. Patterson	DNP	-	-	DNP	0-1-1	DNP							0-1-1
Devin Voorhies	DNP	0-1-1	-	DNP	-	DNP							0-1-1
Darrel Williams	DNP	1-0-1	-	-	-	-							1-0-1

<b>TFL-Yards</b>	<b>vs. WISC</b>	<b>SHST</b>	<b>ULM</b>	<b>MSU</b>	<b>NMST</b>	<b>at AU</b>	<b>at UF</b>	<b>UK</b>	<b>UM</b>	<b>BAMA</b>	<b>at ARK</b>	<b>at A&amp;M</b>	<b>TOTALS</b>
Danielle Hunter	1.0-5	1.5-6	-	1.0-5	1.0-12	0.5-1							5.0-29
Christian LaCouture	-	0.5-1	0.5-0	-	-	1.5-5							2.5-6
Jermauria Rasco	0.5-1	1.0-5	1.0-5	-	-	-							2.5-11
Dwayne Thomas	0.5-1	1.0-3	-	1.0-7	-	DNP							2.5-11
Kwon Alexander	2.0-2	-	DNP	-	-	-							2.0-2
Kendell Beckwith	-	1.0-8	-	1.0-1	-	-							2.0-9
Sione Teuhema	DNP	2.0-19	-	DNP	-	DNP							2.0-19
Tre'Davious White	-	-	1.0-1	-	1.0-1	-							2.0-2
Jalen Mills	1.0-1	-	-	-	0.5-0	-							1.5-1
Lewis Neal	-	1.0-3	-	0.5-1	-	-							1.5-4
Tashawn Bower	-	-	0.5-1	-	0.5-1	-							1.0-2
Jalen Collins	-	-	1.0-2	-	-	-							1.0-2
Deion Jones	-	-	0.5-1	-	0.5-1	-							1.0-2
Lamar Louis	-	-	DNP	-	1.0-1	-							1.0-1
D.J. Welter	-	1.0-11	-	-	-	-							1.0-11
Jamal Adams	-	-	-	0.5-1	-	-							0.5-1
Deondre Clark	-	-	-	-	0.5-0	-							0.5-0
Greg Gilmore	DNP	0.5-3	DNP	DNP	-	DNP							0.5-3
Davon Godchaux	-	-	0.5-1	-	-	-							0.5-1
Justin Maclin	DNP	0.5-1	-	DNP	-	DNP							0.5-1

<b>Sacks-Yards</b>	<b>vs. WISC</b>	<b>SHST</b>	<b>ULM</b>	<b>MSU</b>	<b>NMST</b>	<b>at AU</b>	<b>at UF</b>	<b>UK</b>	<b>UM</b>	<b>BAMA</b>	<b>at ARK</b>	<b>at A&amp;M</b>	<b>TOTALS</b>
Jermauria Rasco	-	1.0-5	1.0-5	-	-	-							2.0-10
Sione Teuhema	DNP	2.0-19	-	DNP	-	DNP							2.0-19
Christian LaCouture	-	0.5-1	-	-	-	1.0-5							1.5-6
Dwayne Thomas	-	0.5-3	-	1.0-7	-	DNP							1.5-10
Kendell Beckwith	-	1.0-8	-	-	-	-							1.0-8
Danielle Hunter	-	-	-	1.0-5	-	-							1.0-5
D.J. Welter	-	1.0-11	-	-	-	-							1.0-11
Greg Gilmore	DNP	0.5-3	DNP	DNP	-	DNP							0.5-3
Justin Maclin	DNP	0.5-1	-	DNP	-	DNP							0.5-1

## SPECIAL TEAMS TACKLES

Player	vs. WISC	SHST	ULM	MSU	NMST	at AU	at UF	UK	UM	BAMA	at ARK	at A&M	TOTALS
Jamal Adams	-	1-2-3	0-1-1	1-0-1	1-0-1	0-1-1							3-4-7
Duke Riley	1-0-1	1-0-1	0-2-2	-	0-1-1	1-0-1							3-3-6
Rickey Jefferson	-	-	1-1-2	-	-	-							1-1-2
Deion Jones	-	-	-	-	0-1-1	1-0-1							1-1-2
Lamar Louis	-	0-1-1	DNP	-	-	1-0-1							1-1-2
Terrence Magee	-	0-1-1	-	-	1-0-1	-							1-1-2
Dwayne Thomas	0-1-1	-	1-0-1	-	-	DNP							1-1-2
Tre'Davious White	-	-	0-1-1	-	-	0-1-1							0-2-2
Kendell Beckwith	-	-	1-0-1	-	-	-							1-0-1
Jalen Collins	0-1-1	-	-	-	-	-							0-1-1
Reid Ferguson	-	-	1-0-1	-	-	-							1-0-1
Russell Gage	DNP	1-0-1	DNP	DNP	-	DNP							1-0-1
Dillon Gordon	-	-	-	1-0-1	-	-							1-0-1
Danielle Hunter	1-0-1	-	-	-	-	-							1-0-1
Ed Paris	-	-	-	-	0-1-1	-							0-1-1
Darrel Williams	DNP	1-0-1	-	-	-	-							1-0-1

## OFFENSIVE LINE SNAPS PLAYED

Player	vs. WISC	SHST	ULM	MSU	NMST	at AU	at UF	UK	UM	BAMA	at ARK	at A&M	TOTALS
La'el Collins	67	55	66	75	47	62							372
Jerald Hawkins	63	55	63	75	45	62							363
Vadal Alexander	67	37	63	75	47	62							351
Ethan Pocic	67	38	DNP	58	47	62							272
Elliott Porter	DNP	DNP	66	75	45	62							248
Hoko Fanaika	67	34	59	17	28	-							205
Evan Washington	4	61	22	DNP	6	DNP							93
Andy Dodd	DNP	39	9	DNP	26	DNP							74
K.J. Malone	DNP	22	9	DNP	26	DNP							57
Jonah Austin	DNP	22	9	DNP	20	DNP							51
Josh Boutte	-	22	9	-	16	-							47

## OFFENSIVE LINE KNOCKDOWNS

Player	vs. WISC	SHST	ULM	MSU	NMST	at AU	at UF	UK	UM	BAMA	at ARK	at A&M	TOTALS
La'el Collins	5	11.5	8	7	8	5							44.5
Vadal Alexander	5	3.5	7.5	4.5	5	7							32.5
Ethan Pocic	6	2	DNP	5	11	4							28
Jerald Hawkins	3	4	3	5	7	2							24
Elliott Porter	DNP	DNP	4	2	7	5							18
Hoko Fanaika	4	4	5	-	2	-							15
Josh Boutte	-	2	1	-	3	-							6
K.J. Malone	DNP	1	-	DNP	4	DNP							5
Evan Washington	-	3	2	DNP	-	DNP							5
Jonah Austin	DNP	1	-	DNP	3	DNP							4
Andy Dodd	DNP	1	-	DNP	1	DNP							2

# Game 1

#14 Wisconsin

24

#13 LSU

28

Aug. 30, 2014  
NRG Stadium  
Houston, Texas  
71,599

F

## LSU

### RUSHING

	Att.	Gain	Lost	Net	TD	Long
Kenny Hilliard	18	111	1	110	1	28
Leonard Fournette	8	21	3	18	0	5
Terrence Magee	6	9	1	8	0	4
Kendell Beckwith	1	5	0	5	0	5
Trey Quinn	1	2	0	2	0	2
Anthony Jennings	9	19	21	-2	0	7
TEAM	2	0	4	-4	0	0
Brandon Harris	2	0	11	-11	0	0

### PASSING

	Att.	Comp	Int	Yds	TD	Long	Sacks
Anthony Jennings	21	9	0	239	2	80	2
Brandon Harris	0	0	0	0	0	0	1

### RECEIVING

	No.	Yds.	TD	Long
Travin Dural	3	151	1	80
John Diarse	2	48	1	36
Kenny Hilliard	2	22	0	12
Trey Quinn	1	11	0	11
Travis Dickson	1	7	0	7

### PUNTING

	No.	Yds.	Avg.	Long	I20
Jamie Keehn	8	340	42.5	64	5

### FIELD GOALS

	Att.	Made	Long	KICKS
Colby Delahoussaye	2	2	47	Made: 30, 47

### Punts

Punts			Kickoffs			Interceptions		
No.	Yds.	Lg.	No.	Yds.	Lg.	No.	Yds.	Lg.
3	16	9	0	0	0	0	0	0
0	0	0	0	0	0	1	8	8
0	0	0	0	0	0	1	0	0
0	0	0	5	117	33	0	0	0

### ALL RETURNS

	No.	Yds.	Lg.
Tre'Davious White	3	16	9
Ronald Martin	0	0	0
Jalen Mills	0	0	0
Leonard Fournette	0	0	0

## Wisconsin

### RUSHING

	Att.	Gain	Lost	Net	TD	Long
Melvin Gordon	16	144	4	140	1	63
Corey Clement	15	46	1	45	1	7
Reggie Love	1	45	0	45	1	45
Tanner McEvoy	6	42	2	40	0	22
TEAM	1	0	2	-2	0	0

### PASSING

	Att.	Comp	Int.	Yds.	TD	Long	Sacks
Tanner McEvoy	24	8	2	50	0	14	0

### RECEIVING

	No.	Yds.	TD	Long
Alex Erickson	3	33	0	14
Austin Traylor	1	9	0	9
Jordan Fredrick	1	6	0	6
Sam Arneson	1	5	0	5
Reggie Love	1	2	0	2
Kyle Costigan	1	-5	0	0

### PUNTING

	No.	Yds.	Avg.	Long	I20
Drew Meyer	8	300	37.5	57	1

### FIELD GOALS

	Att.	Made	Long	KICKS
Rafael Gaglianone	1	1	51	Made: 51

### Punts

Punts			Kickoffs			Interceptions		
No.	Yds.	Lg.	No.	Yds.	Lg.	No.	Yds.	Lg.
1	-3	0	2	31	25	0	0	0

### ALL RETURNS

	No.	Yds.	Lg.
Kenzel Doe	1	-3	0

## Hilliard Along with Fake Punt Helps LSU Rally Past No. 14 Wisconsin, 28-24

**Kenny Hilliard**, with his powerful running, helped ignite a second-half rally that helped 13th-ranked LSU erase a 24-7 deficit as the Tigers posted one of the biggest comebacks in school history in the 28-24 win over 14th-ranked Wisconsin in the Advocare Texas Kickoff in Houston. Hilliard rushed for 110 yards and scored the game-winning touchdown on a 28-yard run in the fourth quarter. Wisconsin led 17-7 at halftime and then stretched the lead to 24-7 on the opening possession of the third quarter. The Badgers appeared to have the game in hand, stuffing LSU on its first possession of the second half, forcing the Tigers punt. Instead, LSU faked the punt and extended the drive that ultimately led to a 30-yard field goal **Colby Delahoussaye**, pulling the Tigers to within 24-10. The fake punt served as a momentum boost for LSU as from that point on the LSU defense held Wisconsin to only 32 total yards and forced two turnovers on the Badgers' final five possessions of the game. Meanwhile, the LSU offense got on track, scoring on four straight possessions to erase the 17-point deficit. Another Delahoussaye field goal pulled LSU to within 24-13 late in the third quarter before **Anthony Jennings** connected with **John Diarse** on a 36-yard TD and, along with a two-point conversion, got the Tigers within a field goal at 24-21. LSU took the lead for good on its next possession after a **Jalen Mills** interception set up the Tigers at their own 47-yard line. Hilliard ran for 17, 8 and then 28 yards on three straight plays to score the go-ahead TD with 9:41 to go in the contest. A **Ronald Martin** interception ended Wisconsin's next drive and then the Tigers forced the Badgers to a three-and-out on their final possession of the game, allowing LSU to run out the clock. Jennings connected on 9-of-21 passes for 239 yards and a pair of TDs in his second career start. **Travin Dural** led all receivers with three catches for 151 yards, including an 80-yard TD in the first quarter. LB **Kwon Alexander** (8 tackles, 2 TFL) and DE **Danielle Hunter** (7 tackles, 1.0 TFL) led the LSU defense as the Tigers won their 12th straight season opener and won a non-conference regular-season contest for the 46th consecutive time dating back to the 2002 season.

## Scoring

	1	2	3	4	F
Wisconsin	10	7	7	0	- 24
LSU	7	0	6	15	- 28

WIS	9:05	1Q	Love 45 yd run (Gaglianone Kick)
WIS	5:07	1Q	Gaglianone 51 yd fg
LSU	4:47	1Q	Dural 80 yd pass from Jennings (Delahoussaye Kick)
WIS	7:36	2Q	Gordon 14 yd run (Gaglianone Kick)
WIS	12:24	3Q	Clement 2 yd run (Gaglianone Kick)
LSU	7:41	3Q	Delahoussaye 30 yd fg
LSU	2:11	3Q	Delahoussaye 47 yd fg
LSU	12:08	4Q	Diarse 36 yd pass from Jennings (Quinn pass from Jennings)
LSU	9:41	4Q	Hilliard 28 yd run (Delahoussaye Kick)

## Team Stats

	WISC	LSU
FIRST DOWNS	14	17
RUSHING	10	8
PASSING	3	8
PENALTY	1	1
RUSHING ATTEMPTS	39	47
YARDS GAINED RUSHING	277	167
YARDS LOST RUSHING	9	41
NET YARDS RUSHING	268	126
NET YARDS PASSING	50	239
PASSES ATTEMPTED	24	21
PASSES COMPLETED	8	9
HAD INTERCEPTED	2	0
TOTAL OFFENSIVE PLAYS	63	68
TOTAL NET YARDS	318	365
AVERAGE GAIN PER PLAY	5.0	5.4
FUMBLES/LOST	1/0	2/1
PENALTIES/YARDS	3/26	7/50
INTERCEPTIONS/YARDS	0/0	2/8
PUNTS/YARDS	8/300	8/340
AVERAGE PER PUNT	37.5	42.5
PUNT RETURNS/YARDS	1/-3	3/16
KICKOFF RETURNS/YARDS	2/31	5/117
POSSESSION TIME	28:14	31:46
THIRD-DOWN CONVERSIONS	4/15	6/17
FOURTH-DOWN CONVERSIONS	1/1	1/1
SACKS BY	3/17	0/0

# Game 2

Sam Houston State **0**  
 #12 LSU **56**

Sept. 6, 2014  
 Tiger Stadium  
 Baton Rouge, La.  
 100,338

F

## LSU

RUSHING						
	Att.	Gain	Lost	Net	TD	Long
Leonard Fournette	13	92	0	92	1	40
Darrel Williams	14	66	1	65	1	17
Kenny Hilliard	11	55	0	55	1	9
Brandon Harris	5	62	9	53	1	46
Anthony Jennings	8	52	9	43	0	19
Terrence Magee	6	27	0	27	0	7
TEAM	1	0	1	-1	0	0

PASSING						
	Att.	Comp	Int	Yds	TD	Sacks
Anthony Jennings	13	7	0	188	3	94
Brandon Harris	5	4	0	62	1	22

RECEIVING				
	No.	Yds.	TD	Long
Travin Dural	3	140	3	94
Leonard Fournette	2	32	0	17
John Diarse	2	29	0	22
Trey Quinn	2	26	0	14
Malachi Dupre	2	23	1	15

PUNTING				
	No.	Yds.	Avg.	I20
Jamie Keehn	4	175	43.8	56

FIELD GOALS				
	Att.	Made	Long	KICKS
None				

ALL RETURNS	Punts			Kickoffs			Intercepted		
	No.	Yds.	Lg.	No.	Yds.	Lg.	No.	Yds.	Lg.
Tre'Davious White	3	40	30	0	0	0	0	0	0
Leonard Fournette	0	0	0	1	22	22	0	0	0
Rickey Jefferson	0	0	0	0	0	0	1	18	18
Dwayne Thomas	0	0	0	0	0	0	1	0	0

## Sam Houston State

RUSHING						
	Att.	Gain	Lost	Net	TD	Long
Donavan Williams	9	29	0	29	0	7
Ridgeway Frank	3	18	1	17	0	9
Jalen Overstreet	5	17	0	17	0	9
Jared Johnson	10	35	18	17	0	10
Keshawn Hill	5	11	8	3	0	5
Don King III	4	0	33	-33	0	0

PASSING						
	Att.	Comp	Int.	Yds.	TD	Sacks
Jared Johnson	25	8	2	142	0	48
Don King III	3	1	0	14	0	14

RECEIVING				
	No.	Yds.	TD	Long
Yedidiah Louis	4	102	0	48
Keshawn Hill	3	24	0	11
LaDarius Brown	1	16	0	16
Rickey Smith	1	14	0	14

PUNTING				
	No.	Yds.	Avg.	I20
Lachlan Edwards	9	398	44.2	52

FIELD GOALS				
	Att.	Made	Long	KICKS
None				

ALL RETURNS	Punts			Kickoffs			Intercepted		
	No.	Yds.	Lg.	No.	Yds.	Lg.	No.	Yds.	Lg.
Trenier Orr	2	2	2	0	0	0	0	0	0
Keshawn Hill	0	0	0	3	79	32	0	0	0
Ridgeway Frank	0	0	0	1	14	14	0	0	0

## Big Plays Help LSU To 56-0 Win Over Sam Houston State

**Travin Dural** scored three touchdowns, including a school-record 94-yard reception on the first offensive play of the game for LSU as the 12th-ranked Tigers pitched their first shutout since 2010 with a 56-0 win over Sam Houston State. LSU had little trouble with the Bearkats, limiting Sam Houston State to just 14 first downs and 206 total yards of offense. Sam Houston State came into the game averaging over 600 yards and 43 points a game. LSU scored touchdowns on its first five possessions of the game, building a 35-0 lead at halftime. Dural scored on a 28-yard TD reception from **Anthony Jennings** on LSU's second possession, then freshman **Leonard Fournette** scored his first career TD on a 4-yard run to give the Tigers a 20-0 first quarter advantage. Dural's third TD reception came early in the second quarter on an 18-yard pass from Jennings, running the score to 27-0. Rookie quarterback **Brandon Harris** scampered 46 yards for a TD midway through the second quarter to extend the advantage to 35-0. Four true freshmen scored TDs for LSU as **Darrel Williams** and **Malachi Dupre** each found the endzone in the second half. For the game, LSU racked up 584 total yards of offense with 334 yards coming on the ground. Fournette led LSU with 92 yards and a TD on 13 carries, while Williams added 65 yards and a score, and **Kenny Hilliard** had 55 yards and a touchdown. Jennings connected on 7-of-13 passes for 188 yards and 3 TDs, while Harris came off the bench to complete 4-of-5 passes for 62 yards and a score. Dural led LSU with three catches for 140 yard and three TDs. **Danielle Hunter**, **Kendell Beckwith** and **Dwayne Thomas** all had seven tackles for the Tiger defense, while **Rickey Jefferson** and Thomas each intercepted passes as LSU ran its home winning streak to 10 straight. Nine of Sam Houston's 14 possessions ended with a punt and three were stopped with a turnover, including the Jefferson interception that halted a drive at the LSU 5-yard line.

## Scoring

	1	2	3	4	F
Sam Houston	0	0	0	0	- 0
LSU	20	15	7	14	- 56

LSU	13:32	1Q	Dural 94 yd pass from Jennings (Delahoussaye kick failed)
LSU	10:23	1Q	Dural 28 yd pass from Jennings (Delahoussaye kick)
LSU	3:56	1Q	Fournette 4 yd run (Delahoussaye kick)
LSU	13:28	2Q	Dural 18 yd pass from Jennings (Delahoussaye kick)
LSU	8:15	2Q	Harris 46 yd run (Hilliard rush)
LSU	7:11	3Q	Williams 1 yd run (Delahoussaye kick)
LSU	13:08	4Q	Dupre 8 yd pass from Harris (Delahoussaye kick)
LSU	10:25	4Q	Hilliard 2 yd run (Delahoussaye kick)

## Team Stats

	SHST	LSU
FIRST DOWNS	14	27
RUSHING	5	15
PASSING	6	10
PENALTY	3	2
RUSHING ATTEMPTS	36	58
YARDS GAINED RUSHING	110	354
YARDS LOST RUSHING	60	20
NET YARDS RUSHING	50	334
NET YARDS PASSING	156	250
PASSES ATTEMPTED	28	18
PASSES COMPLETED	9	11
HAD INTERCEPTED	2	0
TOTAL OFFENSIVE PLAYS	64	76
TOTAL NET YARDS	206	584
AVERAGE GAIN PER PLAY	3.2	7.7
FUMBLES/LOST	1/1	4/1
PENALTIES/YARDS	2/30	6/60
INTERCEPTIONS/YARDS	0/0	2/18
PUNTS/YARDS	9/398	4/175
AVERAGE PER PUNT	44.2	43.8
PUNT RETURNS/YARDS	2/2	3/40
KICKOFF RETURNS/YARDS	4/93	1/22
POSSESSION TIME	24:57	35:03
THIRD-DOWN CONVERSIONS	3/14	8/12
FOURTH-DOWN CONVERSIONS	0/2	0/0
SACKS BY	1/4	7/51



# Game 3

ULM  
#10 LSU

0  
31

Sept. 13, 2014  
Tiger Stadium  
Baton Rouge, La.  
101,194

F

## LSU

RUSHING	Att.	Gain	Lost	Net	TD	Long
Leonard Fournette	10	54	2	52	1	24
Kenny Hilliard	12	50	0	50	1	7
Terrence Magee	12	45	2	43	0	12
Darrel Williams	7	37	0	37	2	22
Anthony Jennings	7	34	14	20	0	22
Brandon Harris	2	11	0	11	0	8
Trey Quinn	1	9	0	9	0	9
TEAM	1	0	3	-3	0	0

PASSING	Att.	Comp	Int	Yds	TD	Long	Sacks
Anthony Jennings	18	11	1	139	0	32	2
Brandon Harris	2	1	0	14	0	14	0

RECEIVING	No.	Yds.	TD	Long
Travin Dural	6	79	0	32
John Diarse	2	39	0	23
Trey Quinn	2	12	0	10
Leonard Fournette	1	20	0	20
Kenny Hilliard	1	3	0	3

PUNTING	No.	Yds.	Avg.	Long	I20
Jamie Keehn	5	239	47.8	59	2

FIELD GOALS	Att.	Made	Long	KICKS
Colby Delahoussaye	1	1	21	Made: 21

ALL RETURNS	Punts			Kickoffs			Intercepted		
	No.	Yds.	Lg.	No.	Yds.	Lg.	No.	Yds.	Lg.
Tre'Davious White	4	31	26	0	0	0	0	0	0
Leonard Fournette	0	0	0	1	40	40	0	0	0

## ULM

RUSHING	Att.	Gain	Lost	Net	TD	Long
Centarius Donald	10	24	0	24	0	6
Tyler Cain	4	2	4	-2	0	2
Pete Thomas	4	2	8	-6	0	2

PASSING	Att.	Comp	Int.	Yds.	TD	Long	Sacks
Pete Thomas	30	16	0	77	0	12	1

RECEIVING	No.	Yds.	TD	Long
Rashon Ceaser	6	35	0	10
Harley Scioneaux	3	15	0	8
Centarius Donald	2	9	0	5
Tyler Cain	2	-1	0	0
Kenzee Jackson	1	12	0	12
Ajalen Holley	1	5	0	5
Alec Osborne	1	2	0	2

PUNTING	No.	Yds.	Avg.	Long	I20
Justin Manton	10	402	40.2	56	3

FIELD GOALS	Att.	Made	Long	KICKS
None				

ALL RETURNS	Punts			Kickoffs			Intercepted		
	No.	Yds.	Lg.	No.	Yds.	Lg.	No.	Yds.	Lg.
Rashon Ceaser	2	6	6	0	0	0	0	0	0
Tyler Cain	0	0	0	2	31	17	0	0	0
Kaylon Watson	0	0	0	1	20	20	0	0	0
Mitch Lane	0	0	0	0	0	0	1	0	0

## LSU "D" Dominant in 31-0 Win Over ULM

LSU's defense extended its scoreless streak to nine straight quarters and 31 consecutive possessions as the Tigers rolled to a 31-0 win over ULM. The win was the 48th straight for LSU in non-conference regular season games and the 400th overall in Tiger Stadium for the Tigers. The shutout was the second straight for LSU, the first time the Tigers have pitched back-to-back shutouts since 1985. It was also the sixth straight win overall and the 11th consecutive victory in Tiger Stadium for LSU. Since falling behind to Wisconsin 24-7 in the third quarter of the season opener, LSU has now outscored its opponents 108-0. LSU limited the Warhawks to just six first downs and 93 yards of total offense (16 rushing, 77 passing). The Tigers got all the points they would need late in the first quarter when **Colby Delahoussaye** kicked a 21-yard field goal for a 3-0 LSU advantage. **Darrel Williams** scored on a 22-yard run on LSU's next possession for a 10-0 lead early in the second quarter. The score remained that way until midway through the third quarter when Williams scored on a 1-yard run, extending the margin to 17-0. **Leonard Fournette** and **Kenny Hilliard** added rushing TDs in the second half to cap the scoring for the Tigers. Fournette led LSU with 52 yards rushing, while Hilliard added 50 yards and **Terrence Magee** 40 yards for the Tigers, which finished with 219 yards and 4 TDs on the ground. **Anthony Jennings** connected on 11-of-18 passes for 139 yards with **Travin Dural** being his top target with six catches for 79 yards. **Duke Riley**, in his first career start, led the LSU defense with 8 tackles.

## Scoring

	1	2	3	4	F
ULM	0	0	0	0	- 0
LSU	3	7	14	7	- 31

LSU	3:20	1Q	Delahoussaye 21 yd field goal
LSU	13:11	2Q	Williams 22 yd run (Delahoussaye Kick)
LSU	7:22	3Q	Williams 1 yd run (Delahoussaye Kick)
LSU	3:26	3Q	Fournette 24 yd run (Delahoussaye Kick)
LSU	12:19	4Q	Hilliard 4 yd run (Delahoussaye Kick)

## Team Stats

	ULM	LSU
FIRST DOWNS	6	22
RUSHING	0	14
PASSING	5	7
PENALTY	1	1
RUSHING ATTEMPTS	18	52
YARDS GAINED RUSHING	28	240
YARDS LOST RUSHING	12	21
NET YARDS RUSHING	16	219
NET YARDS PASSING	77	153
PASSES ATTEMPTED	30	20
PASSES COMPLETED	16	12
HAD INTERCEPTED	0	1
TOTAL OFFENSIVE PLAYS	48	72
TOTAL NET YARDS	93	372
AVERAGE GAIN PER PLAY	1.9	5.2
FUMBLES/LOST	1/1	0/0
PENALTIES/YARDS	5/45	6/54
INTERCEPTIONS/YARDS	1/0	0/0
PUNTS/YARDS	10/402	5/239
AVERAGE PER PUNT	40.2	47.8
PUNT RETURNS/YARDS	2/6	4/31
KICKOFF RETURNS/YARDS	3/51	1/40
POSSESSION TIME	25:02	34:58
THIRD-DOWN CONVERSIONS	4/14	7/14
FOURTH-DOWN CONVERSIONS	0/0	1/1
SACKS BY	2/12	1/5

# Game 4

Mississippi State **34**  
#8 LSU **29**

Sept. 20, 2014  
Tiger Stadium  
Baton Rouge, La.  
102,321

F

## LSU

RUSHING	Att.	Gain	Lost	Net	TD	Long
Leonard Fournette	7	38	0	38	0	20
Kenny Hilliard	9	31	1	30	1	9
Brandon Harris	2	19	0	19	0	12
Anthony Jennings	11	29	23	6	0	9
Darrel Williams	2	4	0	4	0	4
Terrence Magee	2	4	0	4	0	2
Travin Dural	1	0	5	-5	0	0
TEAM	2	0	7	-7	0	0

PASSING	Att.	Comp	Int	Yds	TD	Long	Sacks
Anthony Jennings	26	13	0	157	0	49	3
Brandon Harris	9	6	1	140	2	31	0
Terrence Magee	1	1	0	44	0	44	0

RECEIVING	No.	Yds.	TD	Long
Travin Dural	6	124	0	49
Malachi Dupre	4	120	2	44
Terrence Magee	4	29	0	13
Darrel Williams	2	38	0	25
Trey Quinn	2	24	0	19
Travis Dickson	1	5	0	5
Leonard Fournette	1	1	0	1

PUNTING	No.	Yds.	Avg.	Long	I20
Jamie Keehn	8	409	51.1	62	3

FIELD GOALS	Att.	Made	Long	KICKS
Colby Delahoussaye	1	1	30	Made: 30

ALL RETURNS	Punts			Kickoffs			Intercepted		
	No.	Yds.	Lg.	No.	Yds.	Lg.	No.	Yds.	Lg.
Leonard Fournette	0	0	0	3	60	27	0	0	0

## Mississippi State

RUSHING	Att.	Gain	Lost	Net	TD	Long
Josh Robinson	16	197	0	197	1	66
Dak Prescott	22	118	13	105	1	56
Ashton Shumpert	3	10	0	10	0	5
Nick Griffin	4	9	2	7	0	7
Jameon Lewis	2	7	0	7	0	7
Brandon Holloway	1	0	0	0	0	0
TEAM	1	0	24	-24	0	0

PASSING	Att.	Comp	Int.	Yds.	TD	Long	Sacks
Dak Prescott	24	15	0	268	2	74	2

RECEIVING	No.	Yds.	TD	Long
Jameon Lewis	5	116	1	74
De'Runnya Wilson	4	91	1	44
Gabe Myles	4	32	0	16
Malcolm Johnson	1	25	0	25
Josh Robinson	1	4	0	4

PUNTING	No.	Yds.	Avg.	Long	I20
Devon Bell	6	243	40.5	44	2

FIELD GOALS	Att.	Made	Long	KICKS
Evan Sobieski	2	2	28	Made: 27, 28

ALL RETURNS	Punts			Kickoffs			Intercepted		
	No.	Yds.	Lg.	No.	Yds.	Lg.	No.	Yds.	Lg.
Jamoral Graham	2	35	21	0	0	0	0	0	0
Will Redmond	0	0	0	0	0	0	1	0	0

## Late Rally Comes Up Short As LSU Falls to Mississippi State, 34-29

A furious fourth quarter rally came up short as LSU saw its 14-game winning streak over Mississippi State come to an end with a 34-29 setback to the Bulldogs in Tiger Stadium. The win was the first over LSU for the Bulldogs since 1999 and the first in Tiger Stadium for Mississippi State since 1991. Despite falling behind 34-10 early in the fourth quarter following a Mississippi State field goal, LSU had the ball inside the Bulldog 49-yard line with seven seconds left and a shot at a game-winning "Hail Mary" pass. The Tigers fell just short as **Brandon Harris'** pass was intercepted at the 1-yard line to end the game. LSU outscored the Bulldogs 19-0 over the final 12 minutes of the contest to get to within 34-29. Down 34-10, LSU strung together three straight TD drives, including two in a 28-second span, in the fourth quarter. **Kenny Hilliard** scored on a 1-yard run to get LSU to within 34-16. Harris connected with **Malachi Dupre** on a 31-yard TD pass with 1:55 to go to make it 34-22. Following a Mississippi State turnover, LSU needed just 15 seconds and two plays to score again, another Harris-to-Dupre TD pass, to make it 34-29. LSU forced Mississippi State to punt on its next possession, taking over with 20 seconds left at its own 20-yard line. Harris got LSU inside the MSU 50-yard line before his last-second heave fell short. MSU scored the first 17 points of the game and led 17-3 at halftime. LSU's **Danielle Hunter** pulled the Tigers to within 17-10 just 12 seconds into the second half when he picked up a fumble and ran 25 yards for a touchdown. MSU responded with two big scoring plays – a 56-yard run and a 74-yard pass – to stretch the margin to 31-10 midway through the third quarter. It stayed that way until MSU tacked on a field goal 11 seconds into the fourth quarter. For the game, MSU tallied 570 yards (302 rushing, 268 passing), while LSU managed 430 yards (89 rushing, 341 passing). **Anthony Jennings** connected on 13-of-26 passes for 157 yards, while Harris completed 6-of-9 for 140 yards and 2 scores. **Travin Dural** led LSU with 6 receptions for 124 yards, while Dupre had four catches for 120 yard and 2 TDs.

## Scoring

	1	2	3	4	F
Mississippi State	14	3	14	3	- 34
LSU	0	3	7	19	- 29

MSU	10:47	1Q	Wilson 9 yd pass from Prescott (Sobieski kick)
MSU	0:45	1Q	Robinson 3 yd run (Sobieski kick)
MSU	9:26	2Q	Sobieski 27 yd field goal
LSU	1:20	2Q	Delahoussaye 30 yd field goal
LSU	14:48	3Q	Hunter 25 yd fumble recovery (Delahoussaye kick)
MSU	12:44	3Q	Prescott 56 yd run (Sobieski kick)
MSU	9:35	3Q	Lewis 74 yd pass from Prescott (Sobieski kick)
MSU	14:49	4Q	Sobieski 28 yd field goal
LSU	12:34	4Q	Hilliard 1 yd run (Jennings rush failed)
LSU	1:55	4Q	Dupre 31 yd pass from Harris (Harris rush failed)
LSU	1:27	4Q	Dupre 30 yd pass from Harris (Delahoussaye kick)

## Team Stats

	MSU	LSU
FIRST DOWNS	23	20
RUSHING	14	6
PASSING	9	13
PENALTY	0	1
RUSHING ATTEMPTS	49	36
YARDS GAINED RUSHING	341	125
YARDS LOST RUSHING	39	36
NET YARDS RUSHING	302	89
NET YARDS PASSING	268	341
PASSES ATTEMPTED	24	36
PASSES COMPLETED	15	20
HAD INTERCEPTED	0	1
TOTAL OFFENSIVE PLAYS	73	72
TOTAL NET YARDS	570	430
AVERAGE GAIN PER PLAY	7.8	6.0
FUMBLES/LOST	3/2	2/0
PENALTIES/YARDS	6/41	3/28
INTERCEPTIONS/YARDS	1/0	0/0
PUNTS/YARDS	6/243	8/409
AVERAGE PER PUNT	40.5	51.1
PUNT RETURNS/YARDS	2/35	0/0
KICKOFF RETURNS/YARDS	0/0	3/60
POSSESSION TIME	29:56	30:04
THIRD-DOWN CONVERSIONS	5/14	2/13

# Game 5

New Mexico State ..... 7  
 #17/18 LSU ..... 63

Sept. 27, 2014  
 Tiger Stadium  
 Baton Rouge, La.  
 101,987

F

## LSU

RUSHING						
	Att.	Gain	Lost	Net	TD	Long
Leonard Fournette	18	122	0	122	2	17
Terrence Magee	8	62	0	62	1	23
Darrel Williams	10	59	0	59	0	13
Kenny Hilliard	7	53	0	53	0	26
Brandon Harris	5	36	0	36	2	21
Miquel James	2	24	0	24	0	19
Anthony Jennings	3	18	9	9	0	9
Team	1	0	2	-2	0	0

PASSING							
	Att.	Comp	Int	Yds	TD	Long	Sacks
Brandon Harris	14	11	0	178	3	33	0
Anthony Jennings	5	2	2	11	0	7	1
Brad Kragthorpe	1	1	0	11	0	11	0

RECEIVING				
	No.	Yds.	TD	Long
Malachi Dupre	3	54	1	27
Trey Quinn	3	46	0	27
Travin Dural	3	40	1	22
Leonard Fournette	1	33	0	33
Darrel Williams	1	11	0	11
John Diarse	1	9	0	9
Terrence Magee	1	4	0	4
Melvin Jones	1	3	1	3

PUNTING					
	No.	Yds.	Avg.	Long	I20
Jamie Keehn	3	143	47.7	57	0

**FIELD GOALS**  
None

ALL RETURNS	Punts			Kickoffs			Intercepted		
	No.	Yds.	Lg.	No.	Yds.	Lg.	No.	Yds.	Lg.
Tre'Davious White	2	17	12	0	0	0	1	0	0
Trey Quinn	1	7	7	0	0	0	0	0	0
Kendell Beckwith	0	0	0	0	0	0	1	29	29

## New Mexico State

RUSHING						
	Att.	Gain	Lost	Net	TD	Long
Andrew Allen	5	113	0	113	1	79
Xavier Hall	13	34	1	33	0	7
Tyler Rogers	5	27	3	24	0	8
Marquette Washington	6	19	1	18	0	5
Brandon Betancourt	7	10	0	10	0	3
Adam Shapiro	1	0	26	-26	0	0

PASSING							
	Att.	Comp	Int.	Yds.	TD	Long	Sacks
Tyler Rogers	31	14	2	86	0	23	0
Andrew Allen	2	2	0	16	0	10	0

RECEIVING				
	No.	Yds.	TD	Long
Teldrick Morgan	5	44	0	23
Adam Shapiro	3	15	0	9
Rayvean Moore	2	15	0	9
Joseph Matthews	2	14	0	10
Joshua Bowen	2	14	0	15
Andrew Dean	1	0	0	0
Brandon Betancourt	1	0	0	0

PUNTING					
	No.	Yds.	Avg.	Long	I20
Stephen Witkowski	10	381	38.1	54	2

**FIELD GOALS**  
 Att. Made Long KICKS  
 Maxwell Johnson 1 0 0 Missed: 40

ALL RETURNS	Punts			Kickoffs			Intercepted		
	No.	Yds.	Lg.	No.	Yds.	Lg.	No.	Yds.	Lg.
Teldrick Morgan	2	7	5	1	21	21	0	0	0
Cassius Corley	0	0	0	0	0	0	1	0	0
Kawe Johnson	0	0	0	0	0	0	1	0	0

## Harris and Fournette Power LSU Past New Mexico State, 63-7

**Leonard Fournette** rushed for a career-high 122 yards and 2 TDs, while **Brandon Harris** came off the bench to direct LSU on seven consecutive touchdown drives as the 17th-ranked Tigers overpowered New Mexico State, 63-7. LSU improved to 4-1 overall with the win as the Tigers stretched their non-conference regular season winning streak to 49 straight. The win was also the 99th at LSU for head coach **Les Miles**. Harris took over at quarterback for **Anthony Jennings** (2-of-5, 11 yards, 2 interceptions) and immediately ignited a sputtering offense, guiding LSU on scoring drives of 80, 62, 70, and 3 yards to give the Tigers a 42-7 advantage at halftime. Fournette scored on runs of 17 and 5 yards in the second quarter, while Harris hit **Malachi Dupre** with a 27-yard pass and **Melvin Jones** with a 3-yard pass to complete the first half scoring for the Tigers. Harris connected with **Travin Dural** on a 10-yard pass on LSU's opening possession of the second half to stretch the lead to 49-7. Harris added TD runs of 1 and 2 yards to round out the scoring for the Tigers and LSU racked up 563 total yards of offense (363 rushing, 200 passing). LSU's defense, minus one play, had another outstanding game, limiting the Aggies to 13 first downs and 274 total yards (172 rushing, 102 passing). New Mexico State's only points came on a 79-yard run by QB Andrew Allen in the second quarter. LSU's defense scored for the second straight contest as LB **Kendell Beckwith** intercepted a pass and raced 29 yards for a TD in the first quarter. LSU won despite turning the ball over on four of its six first quarter possessions. LSU's defense forced four turnovers in the contest (2 interceptions, 2 fumbles). For the game, Harris completed 11-of-14 passes for 178 yards and 3 scores. He also rushed for 36 yards and a pair of TDs. **Terrence Magee** had his best game of the season, rushing for 62 yards and a TD. **Darrel Williams** (59 yards) and **Kenny Hilliard** (53 yards) were the other leaders in the rushing attack for LSU. Dupre led LSU with 54 yards on 3 catches, while **Trey Quinn** had three receptions for 46 yards and Dural three for 40 yards. **Kwon Alexander** (8 tackles) and **D.J. Welter** (8 tackles, 1 fumble recovery, 1 QB hurry) led the Tiger defense.

## Scoring

	1	2	3	4	F
NMSU	0	7	0	0	- 7
LSU	14	28	14	7	- 63

LSU	2:07	1Q	Magee 11 yd run (Delahoussaye kick)
LSU	0:19	1Q	Beckwith 29 yd INT. return (Delahoussaye kick)
LSU	5:52	2Q	Fournette 17 yd run (Delahoussaye kick)
LSU	4:06	2Q	Dupre 27 yd pass from Harris (Delahoussaye kick)
NMSU	3:14	2Q	Allen 79 yd run (Johnson kick)
LSU	1:49	2Q	Fournette 5 yd run (Delahoussaye kick)
LSU	0:56	2Q	M. Jones 3 yd pass from Harris (Delahoussaye kick)
LSU	10:18	3Q	Dural 10 yd pass from Harris (Delahoussaye kick)
LSU	1:48	3Q	Harris 1 yd run (Delahoussaye kick)
LSU	12:40	4Q	Harris 2 yd run (Delahoussaye kick)

## Team Stats

	NMSU	LSU
FIRST DOWNS	13	29
RUSHING	7	20
PASSING	5	8
PENALTY	1	1
RUSHING ATTEMPTS	37	54
YARDS GAINED RUSHING	203	374
YARDS LOST RUSHING	31	11
NET YARDS RUSHING	172	363
NET YARDS PASSING	102	200
PASSES ATTEMPTED	33	20
PASSES COMPLETED	16	14
HAD INTERCEPTED	2	2
TOTAL OFFENSIVE PLAYS	70	74
TOTAL NET YARDS	274	563
AVERAGE GAIN PER PLAY	3.9	7.6
FUMBLES/LOST	4/2	2/2
PENALTIES/YARDS	5/35	5/35
INTERCEPTIONS/YARDS	2/0	2/29
PUNTS/YARDS	10/381	3/143
AVERAGE PER PUNT	38.1	47.7
PUNT RETURNS/YARDS	2/7	3/24
KICKOFF RETURNS/YARDS	1/21	0/0
POSSESSION TIME	24:43	35:17
THIRD-DOWN CONVERSIONS	4/17	3/6
FOURTH-DOWN CONVERSIONS	0/0	0/0
SACKS BY	1/9	0/0

# Game 6

#15 LSU

#5 Auburn

7

41

F

Oct. 4, 2014  
Jordan-Hare Stadium  
Auburn, Ala.  
87,451

## LSU

RUSHING	Att.	Gain	Lost	Net	TD	Long
Leonard Fournette	10	45	3	42	0	10
Brandon Harris	8	46	10	36	0	32
Terrence Magee	8	25	2	23	0	8
Darrel Williams	4	23	4	19	0	14
Kenny Hilliard	4	11	0	11	1	6
Anthony Jennings	2	9	2	7	0	9

PASSING	Att.	Comp	Int	Yds	TD	Long	Sacks
Brandon Harris	14	3	0	58	0	52	1
Anthony Jennings	10	5	0	84	0	40	0

RECEIVING	No.	Yds.	TD	Long
John Diarse	2	40	0	37
Darrel Williams	2	6	0	3
Malachi Dupre	1	52	0	52
Travin Dural	1	40	0	40
Travis Dickson	1	6	0	6
Trey Quinn	1	-2	0	0

PUNTING	No.	Yds.	Avg.	Long	I20
Jamie Keehn	8	338	42.2	48	1

FIELD GOALS	Att.	Made	Long	KICKS
None				

ALL RETURNS	Punts			Kickoffs			Intercepted		
	No.	Yds.	Lg.	No.	Yds.	Lg.	No.	Yds.	Lg.
Tre'Davious White	1	10	10	0	0	0	0	0	0
Leonard Fournette	0	0	0	2	44	24	0	0	0

## Auburn

RUSHING	Att.	Gain	Lost	Net	TD	Long
Cameron Artis-Payne	24	127	1	126	0	34
Nick Marshall	16	124	5	119	2	29
Corey Grant	4	29	0	29	1	16
Roc Thomas	3	16	0	16	0	11
Peyton Barber	1	5	0	5	0	5
Quan Bray	1	3	0	3	0	3

PASSING	Att.	Comp	Int.	Yds.	TD	Long	Sacks
Nick Marshall	22	14	0	207	2	56	1
Jermey Johnson	3	3	0	61	0	38	0

RECEIVING	No.	Yds.	TD	Long
Sammie Coates	4	144	1	56
Cameron Artis-Payne	3	35	0	19
D'haquille Williams	2	28	0	26
Quan Bray	2	22	0	19
C.J. Uzomah	2	10	1	9
Tony Stevens	1	22	0	22
Ricardo Louis	1	4	0	4
Marcus Davis	1	2	0	2
Stanton Truitt	1	1	0	1

PUNTING	No.	Yds.	Avg.	Long	I20
Daniel Carlson	3	122	40.7	45	1
Jimmy Hutchinson	1	29	29.0	29	1

FIELD GOALS	Att.	Made	Long	KICKS
Daniel Carlson	2	2	46	Made: 46, 42

ALL RETURNS	Punts			Kickoffs			Intercepted		
	No.	Yds.	Lg.	No.	Yds.	Lg.	No.	Yds.	Lg.
Quan Bay	3	15	13	0	0	0	0	0	0
Corey Grant	0	0	0	1	27	27	0	0	0

## Auburn Uses High-Powered Offense to Beat LSU, 41-7

Auburn quarterback Nick Marshall ran for two touchdowns and threw for two TDs as No. 5 Auburn beat 15th-ranked LSU, 41-7, in Jordan-Hare Stadium. The win was the first for Auburn over LSU since a 2010 victory. Auburn scored the first four times it touched the football, building a 31-7 lead at halftime. Trailing 17-0, LSU got its only points of the game on a 1-yard TD run by **Kenny Hilliard**. Hilliard's TD was setup on a 52-yard pass from **Brandon Harris** to **Malachi Dupre** that gave the Tigers the ball at the 1-yard line. LSU scored on its next play to pull to within 17-7 late in the first quarter. Auburn responded with a TD on the ensuing possession to stretch the margin to 24-7. Auburn tacked on a touchdown late in the second quarter on a 29-yard run by Marshall to extend the lead to 31-7. LSU limited Auburn to just 10 points in the second half. Harris, a true freshman, made his first career start for LSU, completing 3-of-14 passes for 58 yards. He also rushed for 36 yards on eight carries. **Leonard Fournette** led the LSU offense with 42 yards rushing, while **John Diarse** caught 2 passes for 40 yards and Dupre one pass for 52 yards. For the game, LSU had 282 yards of total offense and was hampered by going 0-for-13 on third-down conversions. LSU had four possessions inside the Auburn 30-yard line that ended with no points. Auburn, on the other hand, racked up 566 total yards, and they converted on 6-of-12 third-down opportunities. Defensively, DE **Danielle Hunter** led LSU with a career-best 12 tackles, while LB **Lamar Louis** had nine stops. LSU dropped to 4-2 overall and 0-2 in the SEC with the loss, while Auburn improved to 5-0 overall and 2-0 in league play.

## Scoring

	1	2	3	4	F
LSU	7	0	0	0	-7
Auburn	17	14	3	7	-41

AU	10:16	1Q	Carlson 46 yd field goal
AU	7:05	1Q	Coates 56 yd pass from Marshall (Carlson kick)
AU	3:38	1Q	Marshall 7 yd run (Carlson kick)
LSU	1:24	1Q	Hilliard 1 yd run (Delahoussaye kick)
AU	14:27	2Q	Uzomah 9 yd pass from Marshall (Carlson kick)
AU	2:12	2Q	Marshall 29 yd run (Carlson kick)
AU	7:33	3Q	Carlson 42 yd field goal
AU	8:44	4Q	Grant 12 yd run (Carlson kick)

## Team Stats

	LSU	AU
FIRST DOWNS	13	25
RUSHING	6	15
PASSING	3	9
PENALTY	4	1
RUSHING ATTEMPTS	36	49
YARDS GAINED RUSHING	159	304
YARDS LOST RUSHING	21	6
NET YARDS RUSHING	138	298
NET YARDS PASSING	142	268
PASSES ATTEMPTED	24	25
PASSES COMPLETED	8	17
HAD INTERCEPTED	0	0
TOTAL OFFENSIVE PLAYS	60	74
TOTAL NET YARDS	280	566
AVERAGE GAIN PER PLAY	4.7	7.6
FUMBLES/LOST	2/0	1/1
PENALTIES/YARDS	5/31	7/80
INTERCEPTIONS/YARDS	0/0	0/0
PUNTS/YARDS	8/338	4/151
AVERAGE PER PUNT	42.2	37.8
PUNT RETURNS/YARDS	1/10	3/15
KICKOFF RETURNS/YARDS	2/44	1/27
POSSESSION TIME	27:29	32:31
THIRD-DOWN CONVERSIONS	0/13	6/12
FOURTH-DOWN CONVERSIONS	1/4	0/0
SACKS BY	1/5	1/5