

#LSU

@LSUfbal
 @LSUCoachMiles
 /LSUfootball
 @LSUfootball

LSU

2014 FOOTBALL

NATIONAL CHAMPIONS
1958 • 2003 • 2007

SEC CHAMPIONS
1935 • 1936 • 1958 • 1961 • 1970
1986 • 1988 • 2001 • 2003 • 2007 • 2011

GAME

6

Auburn

October 4, 2014
6:01 p.m. CT • ESPN
Auburn, Alabama
Jordan-Hare Stadium (87,451)

2014 SCHEDULES

#15/15 LSU (4-1, 0-1 SEC)

DATE	LSU RANK	OPPONENT	TV	RESULT/TIME
AUGUST (1-0)				
30	#13/13	vs. #14/14 Wisconsin	ESPN	W, 28-24
SEPTEMBER (3-1)				
6	#12/12	Sam Houston State	SECN	W, 56-0
13	#10/9	ULM	ESPNU	W, 31-0
20	#8/8	Mississippi State *	ESPN	L, 34-29
27	#17/18	New Mexico State	SECN	W, 63-7
OCTOBER (0-0)				
4	#15/15	at #5/5 Auburn *	ESPN	6:01 p.m.
11		at Florida *	TBA	TBA
18		Kentucky *	TBA	TBA
25		Ole Miss *	TBA	TBA
NOVEMBER				
8		Alabama *	TBA	TBA
15		at Arkansas *	TBA	TBA
27		at Texas A&M *	ESPN	6:30 p.m.
DECEMBER				
6		SEC Championship Game	CBS	3 p.m. Atlanta, Ga.

#5/5 Auburn (4-0, 1-0 SEC)

DATE	OPPONENT	TV	RESULT/TIME
AUGUST (1-0)			
30	Arkansas *	SECN	W, 45-21
SEPTEMBER (3-0)			
6	San Jose State	ESPN2	W, 59-13
18	at #20 Kansas State	ESPN	W, 20-14
27	Louisiana Tech	SECN	W, 45-17
OCTOBER (0-0)			
4	#15 LSU *	ESPN	6:01 p.m.
11	at Mississippi State *	TBA	TBA
25	South Carolina *	TBA	TBA
NOVEMBER (0-0)			
1	at Ole Miss *	TBA	TBA
8	Texas A&M *	TBA	TBA
15	at Georgia *	TBA	TBA
22	Samford	TBA	TBA
29	at Alabama *	TBA	TBA

ON THE AIR



LSU Sports Radio Network

Jim Hawthorne, play-by-play
Doug Moreau, analyst
Gordy Rush, sideline



ESPN

Brad Nessler, play-by-play
Todd Blackledge, analyst
Holly Rowe, sideline reporter



SEC Network (Replay)

Sunday, Oct. 5 at 7 p.m. CT
Monday, Oct. 6 at 9 a.m.
Tuesday, Oct. 7 at 5 a.m.

BREAKDOWN

LSU

Record 4-1, 0-1 SEC
Ranking No. 15 Associated Press
No. 15 Amway Coaches
Last Game Sept. 27 in Baton Rouge, Louisiana
def. New Mexico State, 63-7
Head Coach Les Miles
Career Record 127-46/14th year
LSU Record 99-25/10th year
Miles vs. Auburn 7-2
vs. Malzahn 1-0
LSU vs. Auburn 27-20-1



Auburn

Record 4-0, 1-0 SEC
Ranking No. 5 Associated Press
No. 5 Amway Coaches
Last Game Sept. 27 in Auburn, Alabama
def. Louisiana Tech, 45-17
Head Coach Gus Malzahn
Career Record 25-5/3rd year
Auburn Record 16-2/2nd year
vs. LSU 0-1
vs. Miles 0-1



NEXT UP

Miles Goes for Win No. 100 at LSU as Tigers Travel to Face No. 5 Auburn

Les Miles will go after his 100th win at LSU on Saturday when the 15th-ranked Tigers travel to face No. 5 Auburn in Jordan-Hare Stadium. Kickoff is scheduled for 6:01 p.m. and the game will be televised on ESPN. After four straight weeks in Tiger Stadium, the Auburn contest will serve as LSU's first official "away" game. LSU opened the season with a 28-24 win over Wisconsin in Houston, Texas (a neutral site) and have since been in Tiger Stadium for four straight games. LSU enters the game at 4-1 overall after last week's 63-7 non-conference win over New Mexico State. LSU is 0-1 in conference play, dropping its SEC opener to Mississippi State on Sept. 20. LSU has never been 0-2 in SEC play under Miles, and the Tigers have lost back-to-back SEC games just twice in 10 years under Miles (Ole Miss-Arkansas in 2008; Ole Miss-Alabama in 2013). Auburn, the 2013 SEC champion and national runner-up a year ago, is 4-0 overall and 1-0 in league play. Auburn is coming off a 45-17 win over Louisiana Tech. The Tigers opened the year with a 45-21 win over Arkansas. LSU has won three straight and six of the last seven games against Auburn, which includes a 35-21 victory last year in Tiger Stadium. LSU remains the last team to beat Auburn in a regular-season contest. Miles is 99-25 in 10 years with the Tigers, and he trails only Charles McClendon (137 wins in 18 years) in victories at LSU. Overall, Miles is 127-46 in 14 years. Offensively, LSU is averaging 41.4 points and 462.8 total yards per game (226.2 rushing, 236.6 passing). Freshman **Leonard Fournette** leads the Tigers in rushing with 322 yards and 4 TDs. QB **Anthony Jennings** has thrown for 734 yards and 5 TDs, while freshman QB **Brandon Harris** is coming off his best game and has tossed for 394 yards and 6 scores. He's also rushed for 3 TDs. WR **Travin Dural** leads the Tigers with 21 catches for 534 yards and 5 TD. Defensively, LSU is allowing 13.0 points and 292.2 total yards per game (161.6 rushing, 130.6 passing). The Tigers have given up just two passing TDs in the first five games. LB **Kwon Alexander** leads the team with 30 tackles, while S **Ronald Martin** has 29 tackles and an interception. DE **Danielle Hunter** has 25 tackles, 4.5 tackles for loss and a sack. The Tigers have forced 12 turnovers (6 interceptions, 6 fumbles) in the first five games.

STORYLINES

- **Les Miles** goes after his 100th win at LSU on Saturday at Auburn. He's looking to become just the second coach in school history to win 100 games (Charles McClendon won 137 games in 18 years).
- LSU QB **Brandon Harris** directed the Tigers on touchdown scoring drives on all seven possessions that he was in the game vs. New Mexico State. Going back to the Mississippi State game on Sept. 20, Harris has led LSU to TD drives on 9 of his last 10 possessions at quarterback.
- True freshmen have scored 14 of LSU's 26 offensive touchdowns. And, true freshmen have accounted for 20 of LSU's 26 offensive TDs. QB **Brandon Harris** has accounted for 9 TDs (3 rushing, 6 passing), while RB **Leonard Fournette** has 4, WR **Malachi Dupre** 4, and RB **Darrel Williams** 3.
- LSU's defense has as scored as many touchdowns (2) as it has allowed through the air this season (2). LSU's defense has scored TDs in back-to-back games for the first time since 2006.
- Punter **Jamie Keehn** is second in the SEC with a 46.6 average. He's leading the league in punts inside the 20 (13) and in punts of 50 yards or more (12). As a team, LSU's net punting average of 44.2 is second in the league.
- LSU WR **Travin Dural** ranks fourth in school history in receiving yards through 5 games with 534 yards on 21 catches. Dural leads the SEC in yards per catch with a 25.4 average. And, he's first in the nation in yards per catch for players with 20 or more receptions.
- LSU is 1-0 vs. Top 25 teams this year. The Tigers have won at least one game vs. a Top 10 for four straight years.
- LSU has played 17 true freshmen through the first 5 weeks of the season, that's the most for any true freshman class under **Les Miles**.
- With the win over Wisconsin, LSU has won 22 games under **Les Miles** when trailing in the fourth quarter. Of those 22 wins, 15 have come against teams ranked in the Top 25.
- LSU has been ranked in the Top 25 for the Auburn game every year since 2001 when the 22nd-ranked Tigers beat No. 25 Auburn, 27-14, in Tiger Stadium in December to capture the SEC Western Division title and its first appearance in the league's championship game.
- LSU will be playing its 72nd straight game as a Top 25 team on Saturday vs. Auburn, a streak that dates back to the season-opener in 2009. LSU has played 122 of 124 games under **Les Miles** ranked in the Top 25.
- LSU's streak of consecutive weeks in the AP Top 25 is now at 87, the second-longest active streak in college football behind Alabama. It's also the longest stretch in school history.

Florida Week

6

MONDAY

Miles Press Luncheon

11:30 a.m. - Athletic Building, 5th Floor

1:45 p.m. - Player Interviews (Indoor Facility)

Practice

4 p.m. - McClendon Practice Facility (Closed)

7 p.m. - Player Interviews

7

TUESDAY

Practice

4 p.m. - McClendon Practice Facility (Closed)

6:15 p.m. - Player Interviews

8

WEDNESDAY

SEC Teleconference

10 a.m. Miles on call

Practice

4 p.m. - McClendon Practice Facility (Closed)

6 p.m. - Miles post practice interview (Team Room)

Miles Radio Show

7 p.m. - TJ Ribs (Acadian)

9

THURSDAY

Practice

4 p.m. - McClendon Practice Facility (Closed)

10

FRIDAY

Walk Through

TBA (Closed)

Depart for Florida

TBA

Road Headquarters:

Hilton
3600 SW 36th Ave.
Ocala, Florida 34474

11

SATURDAY

GameDay

LSU at Florida
Ben Hill Griffin Stadium
Kickoff: TBA • TV: TBA

Post Game

Coach Miles is available following the game in the press conference room.

Players will immediately follow in press conf. room

12

SUNDAY

Off Day

No media availability

LSU Media Services

Les Miles Interviews

Monday Press Luncheon

LSU coach Miles meets with the media each Monday of game week in the press conference room, which is located on the fifth floor of the LSU Athletic Administration Building. Lunch is served at 11:30 a.m. (CT) followed by comments from the Coach Miles at 12:30 p.m. (CT). Media members can park in Lot 104 (formerly Lot F) on campus, which is located off Nicholson Drive in front of the track stadium. A transcript of coach Miles' opening statement as well as the question and answer session can be found on the Internet at www.LSUsports.net.

Listen To Les Miles' Weekly Press Conference

Members of the media can access the audio portion of Coach Miles' Weekly Press Luncheon each Monday starting at 12:10 p.m. CT at www.LSUsports.net/live or over the radio in the Baton Rouge area on 104.5 FM.

SEC Teleconference

The 14 SEC coaches are featured on a weekly teleconference each Wednesday at 10 a.m. (CT) during the regular season. Coach Miles speaks for 10 minutes starting at 10 a.m. Contact the LSU Sports Information Department to obtain the phone number to access the call.

Wednesday Post Practice

Coach Miles meets with the media immediately after practice on Wednesday's during the regular season in the Team Room of the LSU Operations Center. This interview takes place at approximately 6 p.m. each week.

LSU Player Interviews

LSU players are available to the media three times during a typical game week - Mondays, Tuesdays and following the game on Saturday. Interview requests for the Monday and Tuesday media opportunities should be made at least 24 hours in advance and emailed to Michael Bonnette (mbonnet@lsu.edu) and Jake Terry (jterry9@lsu.edu). Members of the media are not permitted to contact players on their cell phones under any circumstance.

Following the Press Luncheon

LSU players will be made available at either 1 p.m. or 2 p.m. (CT) following head coach Les Miles' Press Luncheon each Monday afternoon at the Indoor Football Facility. Requests must be made on (or prior to) the Sunday following the game. Interview start times vary based on weekly schedule.

Post Practice

LSU players are available after practice on Monday and Tuesday by appointment at the Indoor Football Facility. These interviews are held at approximately 6 p.m. on Monday and 6:30 p.m. on Tuesday.

LSU Video Newsfeed

LSU will be distributing video interviews and other highlights via FTP during the 2014 season. A link to download the newsfeed each will be emailed to members of the media each Monday afternoon during the season. Email Michael Bonnette at mbonnet@lsu.edu to be placed on the distribution list.

WHO TO CONTACT

Sports Information Office

(225) 578-8226

Michael Bonnette • Sr. Assoc. AD/Sports Info Director

E-mail: mbonnet@lsu.edu • Twitter: @LSUBonnette

Jake Terry • Associate Sports Information Director

E-mail: jterry9@lsu.edu • Twitter: @LSUjake

Matt Dunaway • Associate Sports Information Director

E-mail: mdunaway@lsu.edu

LSU Director of Digital Media

Todd Politz - tpolitz@lsu.edu

SEC Network

Kevin Wagner - jwagne2@lsu.edu

LSU Television

John Schiebe - jschieb@lsu.edu
David Landry - landryd@lsu.edu
Lee Scioneaux - scioneaux@lsu.edu

LSU Radio

Jim Hawthorne - lsuradio@lsu.edu

LSU Sports Information Mailing Address

LSU Box 25095
Baton Rouge, LA 70803

ON THE INTERNET

www.LSUsports.net/media

The Official Website of LSU Athletics is home to all the football information you need. Schedules, results, rosters, bios, statistics and game notes can be found and are always up to date. The GAMEDAY section, updated daily, has all relevant info for the upcoming game.

<http://media.lsusports.net>

Media can access images for all LSU athletic teams, including action shots, heads shots, logos, etc. To gain access to the high-resolution pictures, email Michael Bonnette. You will be assigned a login and password that will enable you to retrieve pictures. This service is for the media use only.

CollegePressBox.com

Collegepressbox.com is the official media website for SEC Football. Access and download weekly game notes, quotes, statistics, media guides, headshots, logos, flip cards and more for the conference and each of its member schools. Login information will be distributed to accredited media or you can apply for a password by sending an e-mail to password@collegepressbox.com.



LSU Football on Twitter & Facebook

facebook.com/LSUfootball
twitter.com/LSUfball
twitter.com/LSUCoachMiles
twitter.com/LSUMediaAlerts
instagram.com/LSUFootball
LSUsports.net/fancage



THE LES MILES FILE

Born: Nov. 10, 1953

Hometown: Elyria, Ohio

Wife: Kathy

Children: Kathryn "Smacker", Leslie Matthew "Manny", Benjamin, and Macy Grace

College: Michigan, '76

Coaching Experience

1980-81	Assistant Coach	Michigan
1982-86	Assistant Coach	Colorado
1987-94	Assistant Coach	Michigan
1995-97	Assistant Coach	Oklahoma State
1998-00	Assistant Coach	Dallas Cowboys
2001-04	Head Coach	Oklahoma State
2005-pres.	Head Coach	LSU

LES MILES NOTABLES

99-25	Overall Record at LSU
61-6	Record vs. Unranked Teams
60-8	Record in Tiger Stadium
52-21	Record in SEC Regular Season Games
38-19	Record vs. Top 25 Teams
35-13	Record vs. SEC Western Division (Reg. 5)
29-8	Record in SEC Home Games
23-13	Record in SEC Road Games
22	Fourth Quarter/Overtime Comeback Wins For LSU Since 2005
14-14	Record vs. Top 10 Teams
15	Number of wins over coaches who have won a national title *
6-3	Record in Bowl Games
2-1	Record in BCS Bowl Games
1	BCS National Championship
2	SEC Championships

* - Came against Philip Fulmer (twice), Urban Meyer (three times), Larry Coker, Steve Spurrier (three times), Nick Saban (three times), Gene Chizik (twice) and Jim Tressel.

Les Miles

2011 NATIONAL COACH OF THE YEAR • 10TH SEASON

It's called the "Miles Method" and it's the mission of LSU football program under 10th-year head coach Les Miles. The "Miles Method" lays the foundation for the organization and it calls for LSU to run the finest football program in the country, one where players can have an experience that's second to none and gives them every opportunity to compete for championships on the field, earn a degree and grow personally by giving back to the community.

In his 10th year, the "Miles Method" has proved to be a winning formula as the Tigers have won more games than any program in the Southeastern Conference over that span (99), while capturing a pair of SEC titles (2007, 2011), played in nine bowl games, including the BCS National Championship Game twice. LSU won the BCS title in 2007, a year after beating Notre Dame in the Sugar Bowl.

Since Miles took over in 2005, LSU has registered five top 10 finishes with three coming in the top five, won double-figure games seven times, produced 20 first-team All-Americans and had players win 11 national awards. LSU also leads the SEC with 60 NFL Draft picks during that span, which includes 13 first round selections. LSU led the nation with nine NFL Draft picks in 2014, which tied the school record set in 2013.

Miles has climbed to second in school history in career victories with 99, trailing only Charles McClendon, who won 137 games in 18 years with the Tigers. Miles is also the only coach in LSU history to beat Auburn, Florida and

Alabama in same season - and he's done it now three times - and in 2005, he became the only first-year coach in SEC history to lead a team to the league's title game.

In the classroom, 188 football players have earned their degree since Miles took over, and two out of the last three years LSU has ranked No. 2 in the SEC in graduation rates, trailing only Vanderbilt. Under Miles, LSU has produced over 150 players who have earned SEC Academic Honor Roll status.

LSU's community service presence is impactful as football players routinely donate time giving back to the Baton Rouge area through a variety of avenues, including appearances at schools, hospitals and many other charitable causes. It's through these community service ventures that Miles and his team get a better understanding of what it means to wear an LSU uniform and the impact that can be made on those who are less fortunate.

As Miles heads into his 10th season with the Tigers and coming off a recruiting class that was ranked No. 2 in the nation, the foundation for LSU football is stronger than ever. With wins coming at a record-setting pace, graduation rates among the best for any public university in the SEC, and with seven-straight recruiting classes rated among the top 10 in the nation, including the nation's No. 1 group in 2009, Miles and the Tigers continue to solidify their standing as one of the premier programs in college football, setting a standard that has the rest of the nation chasing.

BY THE NUMBERS: LES MILES AT LSU

	2005	2006	2007	2008	2009	2010	2011	2012	2013	2014	TOTALS
vs. Unranked teams	6-0	8-0	5-1	6-2	8-1	6-0	5-0	7-0	6-1	3-1	61-6
vs. Top 25 teams	5-2	3-2	7-1	2-3	1-3	5-2	8-1	3-3	3-2	1-0	38-19
vs. Top 10 teams	2-1	2-2	3-0	1-2	0-3	1-1	3-1	1-2	1-2	0-0	14-14
SEC Regular Season	7-1	6-2	6-2	3-5	5-3	6-2	8-0	6-2	5-3	0-1	52-21
vs. SEC Western Division	5-0	4-1	4-1	2-3	3-2	3-2	5-0	5-1	4-2	0-1	35-13
vs. SEC Eastern Division	2-1	2-1	2-1	1-2	2-1	3-0	3-0	1-1	1-1	0-0	17-8
SEC home games	3-1	4-0	3-1	1-3	3-1	4-0	4-0	3-1	4-0	0-1	29-8
SEC road games	4-0	2-2	3-1	2-2	2-2	2-2	4-0	3-1	1-3	0-0	23-13
All home games	5-1	8-0	6-1	5-3	6-1	7-0	6-0	7-1	7-0	3-1	60-8
All road games	5-0	2-2	4-1	2-2	3-2	2-2	5-0	3-1	1-3	0-0	27-13
Neutral Site games	1-1	1-0	2-0	1-0	0-1	2-0	2-1	0-1	2-0	1-0	12-4
Bowl games	1-0	1-0	1-0	1-0	0-1	1-0	0-1	0-1	1-0	0-0	6-3

THE LES MILES RECORD

YEAR	SCHOOL	OVERALL RECORD	CONF. RECORD	NOTES
2001	Oklahoma State	4-7	2-6	
2002	Oklahoma State	8-5	5-3	Houston Bowl Champions
2003	Oklahoma State	9-4	5-3	
2004	Oklahoma State	7-5	4-4	
2005	LSU	11-2	7-1	No. 5, SEC West Champions
2006	LSU	11-2	6-2	No. 3, Sugar Bowl Champions
2007	LSU *	12-2	6-2	National Champions, SEC Champs
2008	LSU	8-5	3-5	Chick-fil-A Bowl Champions
2009	LSU	9-4	5-3	No. 17, Capital One Bowl
2010	LSU	11-2	6-2	No. 8, Cotton Bowl Champions
2011	LSU	13-1	8-0	No. 2, SEC Champions, BCS
2012	LSU	10-3	6-2	No. 12, Top 10 entire regular season
2013	LSU	10-3	5-3	No. 14, Outback Bowl Champions
2014	LSU	4-1	0-1	
TOTALS (14th year)		127-46	68-37	
LSU Record (10th year)		99-25	52-21	
Oklahoma State Record (four years)		28-21	16-16	

* - SEC and National Champions

TRACKING THE TIGERS

WEEK	AP	COACHES	HARRIS	CFP
Preseason	13	13	--	--
Week 2 (9/2)	12	12	--	--
Week 3 (9/7)	10	9	--	--
Week 4 (9/14)	8	8	--	--
Week 5 (9/21)	17	18	--	--
Week 6 (9/28)	15	15	--	--

ASSOCIATED PRESS POLL

RK.	TEAM	REC.	POINTS
1.	Florida State (27)	4-0	1416
2.	Oregon (13)	4-0	1405
3.	Alabama (13)	4-0	1387
4.	Oklahoma (7)	4-0	1357
5.	Auburn	4-0	1272
6.	Texas A&M	5-0	1206
7.	Baylor	4-0	1149
8.	UCLA	4-0	975
9.	Notre Dame	4-0	972
10.	Michigan State	3-1	944
11.	Ole Miss	4-0	906
12.	Mississippi State	4-0	848
13.	Georgia	3-1	788
14.	Stanford	3-1	643
15.	LSU	4-1	636
16.	USC	3-1	560
17.	Wisconsin	3-1	502
18.	BYU	4-0	450
19.	Nebraska	5-0	445
20.	Ohio State	3-1	298
21.	Oklahoma State	3-1	246
22.	East Carolina	3-1	237
23.	Kansas State	3-1	216
24.	Missouri	4-1	145
25.	TCU	3-0	109

AMWAY COACHES POLL

RK.	TEAM	REC.	POINTS
1.	Alabama (15)	4-0	1477
2.	Florida State (26)	4-0	1468
3.	Oklahoma (14)	4-0	1442
4.	Oregon (7)	4-0	1407
5.	Auburn	4-0	1312
6.	Baylor	4-0	1191
7.	Texas A&M	5-0	1172
8.	Notre Dame	4-0	1072
9.	UCLA	4-0	1007
10.	Michigan State	3-1	975
11.	Ole Miss	4-0	907
12.	Georgia	3-1	824
13.	Stanford	3-1	735
14.	Mississippi State	4-0	708
15.	LSU	4-1	587
16.	Wisconsin	3-1	571
17.	Nebraska	5-0	559
18.	Ohio State	3-1	474
19.	BYU	4-0	473
20.	USC	3-1	392
21.	East Carolina	3-1	255
22.	Kansas State	3-1	253
23.	Oklahoma State	3-1	216
24.	Arizona State	3-1	148
25.	TCU	3-0	86

GAMECENTER

Date/Time: Saturday, October 4 at 6:01 p.m. CT

Location: Auburn, Alabama – Jordan-Hare Stadium (87,451)

Television: ESPN/WatchESPN.com

Radio: LSU Sports Radio Network - 98.1 FM in Baton Rouge
Sirius Satellite Radio - ch. 84; XM Radio - ch. 84

Series Record: LSU leads, 27-20-1

Series Notes:

LSU and Auburn face each other for the 49th time with LSU holding a 27-20-1 lead in the series ... LSU won last year's game in Tiger Stadium 35-21 in what was Auburn's only regular season loss ... LSU has now won three straight against Auburn, which includes a 12-10 victory in 2012, the last time the teams met in Jordan-Hare Stadium ... The teams have met every year since the SEC expansion in 1992 (22 games) with LSU holding a 12-10 advantage during that span ... Prior to 1992, the teams played only eight times from 1969 to 1989 ... Home team has won 12 of the last 14 games in the series with the exceptions coming in 2008 (LSU won at Auburn, 26-21) and 2012 (LSU won at Auburn, 12-10) ... LSU has won six of last eight and seven of last nine games vs. Auburn ... Auburn's last win over LSU came in 2010 by a 24-17 count in Jordan-Hare Stadium ... Between 1996-99, the visiting team won each game ... Seven of last 10 games have been decided by a touchdown or less ... The winner of the LSU-Auburn game has gone on to win the SEC Western Division eight of the last 14 years (exceptions came in 2002, 2006, 2008, 2009, 2012, 2013) ... In games between 1988 and 1997, the contest was decided by a touchdown or less seven of eight times ... Dating back to 2000 (a span of 15 games including this year) at least one team has been ranked in the Top 25 for the contest every year and both teams have been ranked 10 times ... Auburn holds a 10-6 advantage in games played at Auburn ... LSU coach **Les Miles** is 7-2 vs. Auburn, which includes a 5-0 mark in Tiger Stadium and a 2-2 record at Jordan-Hare.

NOTEBOOK

Les Miles vs. The SEC

LSU coach **Les Miles** is 54-23 against SEC teams (all games) since taking over for the Tigers in 2005. The 54 wins include two victories in the SEC Championship Game, while two of the 23 losses include a defeat to Georgia in the 2005 SEC title game and the loss to Alabama in the 2012 BCS National Championship game. In games that count toward the SEC standings, Miles is 52-21. LSU is 29-8 under Miles in SEC home games and 23-13 in SEC road games.

LSU-Auburn Winner Usually Wins The West

Since the 2000 season, the winner of the LSU-Auburn game has gone on to represent the SEC Western Division in the league's championship game seven times. The only exceptions have come in 2002 (Arkansas), 2006 (Arkansas), 2008 (Alabama), 2009 (Alabama), 2012 (Alabama) and 2013 when LSU beat Auburn but Auburn won the West. The following is a look at the LSU-Auburn series dating back to 2000 and the impact the win had on the remainder of the season:

Year	Results	Noteworthy
2000	Auburn won 34-17	Auburn won West; LSU finished 8-4
2001	LSU won 27-14	Game played on Dec. 1 due to 9/11; LSU won West with victory
2002	Auburn won 31-7	Arkansas won West; LSU lost 4 of last 6 to finish 8-5
2003	LSU won 31-7	LSU won West and went on to win national title
2004	Auburn won 10-9	Auburn won West and went 13-0; LSU went 9-3
2005	LSU won 20-17 OT	LSU won West; Finished 11-2 overall
2006	Auburn won 7-3	Arkansas won West; LSU goes 11-2 overall
2007	LSU won 30-24	LSU won West on its way to claiming national title
2008	LSU won 26-21	LSU finishes 8-5
2009	LSU won 31-10	LSU finishes 9-4
2010	Auburn won 24-17	Auburn won West and went on to win national title
2011	LSU won 45-10	LSU won West, finished 13-1 and reached national title game
2012	LSU won 12-10	LSU finishes 10-3 and second in SEC West
2013	LSU won 35-21	Auburn won West and reached national title game; LSU went 10-3

Home Team Has Won 12 Of Last 14 Games In Series

The home team in the LSU-Auburn series has won 11 of the last 13 meetings dating back to 2000 when Auburn beat LSU 34-17 in Jordan-Hare Stadium. The Auburn win at Jordan-Hare Stadium in 2000 started a streak that saw the home team win eight straight games in the series. The streak was snapped in 2008 when LSU rallied for a 26-21 fourth quarter win at Auburn. The home team streak started again in 2009 with LSU winning in Tiger Stadium, followed by an Auburn victory in Jordan-Hare Stadium in 2010 and an LSU win in 2011 in Baton Rouge. Prior to the 2008 game, the last time a road team won in the series came in 1999 when Auburn posted a 41-7 victory over LSU in Tiger Stadium. Ironically, that was the fourth straight game in which the road team had won in the series. LSU beat Auburn at Auburn in 1996 and 1998, and Auburn won in Tiger Stadium in 1997 and 1999.

Expect The Unexpected When LSU and Auburn Get Together

Since 1988, the LSU-Auburn series has become one of close calls and one in which the teams and the fans have come to expect the unexpected. The following is a listing of some of the notable happenings in the series since 1988:

1988: LSU's Tommy Hodson hit Eddie Fuller in the back of the endzone on fourth down with 1:41 left to lift the Tigers to a 7-6 win over fourth-ranked Auburn. The noise from the stadium crowd after the play registered on a seismograph across campus prompting the game to be titled "The Earthquake Game."

1994: Auburn intercepted five passes in the fourth quarter, returning three for TDs as the Tigers rally to post a 30-26 win over LSU in a game that become known as "The Interception Game."

1995: LSU donned white jerseys at home for the first time since the early 1980's and promptly went out and upset fifth-ranked Auburn, 12-6. LSU preserved the win with an interception in the endzone on the last play of the game. The contest was dubbed the "Bring Back the Magic" game.

1996: With the old Auburn Sports Arena burning to the ground a couple hundred yards away, LSU beat Auburn, 19-15, in a game titled "The Night the Barn Burned."

1997: Titled "The Comeback," Auburn QB Dameyune Craig engineered a 10-play, 80-yard drive late in the fourth quarter to spark the Tigers to a 31-28 upset of 10th-ranked LSU.

2004: Titled "The Call," Auburn appeared to have missed an extra point with 1:14 left that would have left the game tied at 9-9. However, LSU was called for a penalty on the extra point, thus giving Auburn a second chance at winning the game. The second PAT was good, and Auburn held on for a 10-9 win, snapping LSU's 10-game winning streak.

2005: Auburn missed five field goals, including one in overtime, as LSU held on for a 20-17 win over Auburn in Tiger Stadium. The win helped propel LSU to the SEC Western Division title and the game is now known as the "Field Goal Game."

2007: "Can't See Me" Demetrius Byrd caught a 22-yard TD pass from Matt Flynn with just one second left to send LSU to a 30-24 win over Auburn in Tiger Stadium. The play seemed to have caught Auburn off-guard as the Tigers could have attempted a 39-yard field goal for the win. However, LSU took one final shot at the endzone as Flynn connected with Byrd for the score, who then gave the "Can't See Me" gesture to the LSU student section after coming up with the catch.

2008: Freshman quarterback Jarrett Lee led LSU on a 7-play, 54-yard capped with an 18-yard TD pass to Brandon LaFell as the LSU Tigers rallied for a 26-21 win over Auburn. It marked the second straight year that LSU scored in the closing moments of the game to beat Auburn.

2010: Cam Newton rushed for 217 yards and 2 TDs in fourth-ranked Auburn's 24-17 win over undefeated and sixth-ranked LSU in Jordan-Hare Stadium. As a team, Auburn rushed for 440 yards, the most ever given up by an LSU team.

2011: LSU stepped out of its usual home attire and donned the Nike Pro Combat uniforms and responded with a 45-10 win in Tiger Stadium in what was the most lopsided victory (for either team) in the series.

2012: Trailing 10-9 at the half, No. 2 LSU held off an unranked Auburn team using a third-quarter field goal to prevail 12-10. Drew Alleman's field goal proved to be the only points for either team in the second half. Sam Montgomery had a safety and finished with 3.5 tackles for loss.

The LSU-Auburn Connection

Sam Nader, LSU's assistant AD for Football Operations, graduated from Auburn in 1967 after playing quarterback for the Tigers ... LSU TE coach Steven Ensminger coached at Auburn from six years from 2003-08 ... Ensminger coached quarterbacks in 2003 and then tight ends from 2004-08 ... Auburn's team orthopedic surgeon - Dr. James Andrews - is an LSU graduate where he competed in track and field, winning the SEC title in the pole vault in 1963 ... Auburn co-offensive coordinator Dameyune Craig got his coaching start at LSU, serving as a graduate assistant for the Tigers in 2004 ... Auburn co-defensive coordinator Charlie Harbison coached defensive backs at LSU in 2001 and 2002 ... Auburn assistant equipment manager Ryan Latuso is an LSU graduate and a former baseball manager with the Tigers.

Youth Movement: True Freshmen Have Scored 14 of 26 Offensive Touchdowns

Through five games this season LSU's underclassmen on offense have led the Tigers in scoring. True freshmen have scored 14 of the team's 26 offensive touchdowns led by RB **Leonard Fournette** (4 rushing TDs), WR **Malachi Dupre** (4 receiving TDs), QB **Brandon Harris** (3 rushing) and RB **Darrel Williams** (3 rushing). Even more staggering is that 21 of LSU's 26 offensive touchdowns have been scored by freshmen or sophomores with So. WR **Travin Dural** hauling in 5 TD receptions and redshirt Fr. WR **John Diarse** with 1 TD reception.

- The 14 TDs are the most by an LSU true freshman class since RB Justin Vincent (10) and RB Alley Broussard (4) combined for 14 in all of the 2003 season.
- The most touchdowns scored by true freshmen in a season at LSU is 26 in 1982 when RB Dalton Hilliard scored 16, RB Garry James posted 9 and QB Jeff Wickersham had 1.

Les Miles Becomes Quickest LSU Coach To Reach 90 Wins; One Away from 100

The following is a quick look at **Les Miles'** notable accomplishments during his nine-plus years and 124 games (99-25 record) as head coach of the Tigers:

- With one more win, Miles will become only the second coach in LSU history to earn 100 victories. Charles McClendon tallied 137 in his tenure at LSU.
- With the win over Mississippi State in 2013, Miles became the quickest LSU coach to reach 90 victories doing so in 112 games. It took Charles McClendon 124 games to reach that milestone.
- Also the fastest coach in LSU history to 10 wins (11 games), 20 wins (24 games), 30 wins (35 games), 40 wins (48 games), 50 wins (63 games), 60 wins (76 games), 70 wins (87 games), and 80 wins (98 games) in school history
- With 10 or more wins seven times at LSU, Miles joined Bear Bryant (13 at Alabama), Steve Spurrier (9 at Florida), Philip Fulmer (9 at Tennessee), Mark Richt (8 at Georgia) and Vince Dooley (7 at Georgia) as the only coaches in SEC history to have seven or more 10-win seasons at the same school.
- Led LSU to only 12-0 and 13-0 records in school history in 2011...Led LSU to first 11-0 start since 1958 in 2011.
- Led LSU to 10-1 start three times in a 6-year span from 2005-10 ('05, '07, '10)
- Only coach in LSU history to beat Auburn, Florida and Alabama in same season - and he's done it three times (2005, '07, '11)
- Only coach in LSU history to beat Florida and Tennessee in the regular season during the same year, doing it twice

INDIVIDUAL HONORS

Kwon Alexander • 4 • LB

All-SEC Second Team (Coaches)
All-SEC Third Team (Media)

Vadal Alexander • 74 • OG

Outland Trophy Watch List
All-SEC Second Team (Coaches, Media)

La'el Collins • 70 • OT

Lombardi Award Watch List
Outland Trophy Watch List
Senior CLASS Award Candidate
Phil Steele All-America Second Team
Athlon Sports All-America Third Team
All-SEC First Team (Coaches, Media)

Colby Delahoussaye • 42 • PK

Groza Award Watch List
All-SEC Second Team (Coaches, Media)

Travin Dural • 83 • WR

Biletnikoff Award Watch List

Reid Ferguson • 50 • SNP

Phil Steele All-America Second Team

Leonard Fournette • 7 • RB/RS

Hornung Award Honor Roll (Week 3 vs. ULM)

Brandon Harris • 6 • QB

SEC Freshman of the Week (vs. New Mexico State)

Danielle Hunter • 94 • DE

All-SEC Third Team (Coaches)

Jamie Keehn • 38 • P

All-SEC Third Team (Coaches, Media)

Terrence Magee • 18 • RB

Doak Walker Award Watch List
All-SEC Second Team All-Purpose (Coaches, Media)

Jalen Mills • 28 • S

Lott IMPACT Trophy Watch List

Elliott Porter • 55 • C

Rimington Trophy Watch List

Jermauria Rasco • 59 • DE

All-SEC Third Team (Coaches, Media)

Rashard Robinson • 21 • CB

All-SEC Third Team (Coaches, Media)

Corey Thompson • 12 • S

All-SEC Second Team (Coaches)
All-SEC Third Team (Media)

Tre'Davious White • 16 • CB

Thorpe Award Watch List
Sports Illustrated All-America Second Team
Athlon Sports All-America Third Team
All-SEC Second Team (Coaches, Media)

TIGER TRENDS

	2014	Miles
August	1-0	4-0
September	3-1	35-4
October	0-0	25-8
November	0-0	27-9
December-January	0-0	8-4
LSU's Conference Record...		
at home	0-1	29-8
on the road	0-0	23-13
LSU's Non-Conference Record...		
at home	3-0	31-0
on the road	0-0	4-0
neutral	1-0	11-4
LSU vs. Ranked Opponents...		
at home	0-0	15-5
on the road	0-0	12-10
neutral	1-0	11-4
LSU's Record in Games...		
decided by 7 pts or less	1-1	32-14
decided by 3 pts or less	0-0	10-8
Away/neutral during day	0-0	16-11
Away/neutral at night	1-0	24-6
Home during day	0-0	15-4
Home at night	3-1	44-4
LSU's Record When Scoring...		
less than 20 points	0-0	7-12
20+ points	4-1	92-13
30+ points	3-0	69-5
LSU's Record When Allowing...		
14 or fewer points	3-0	57-3
24 or fewer points	3-0	85-9
25+ points	0-1	13-16
LSU's Record When...		
Leading after the 1st qtr	3-0	69-6
Trailing after the 1st qtr	1-1	14-16
Tied after the 1st qtr	0-0	16-3
Leading at halftime	3-0	78-7
Trailing at halftime	1-1	19-15
Tied at halftime	0-0	2-3
Leading after the 3rd qtr	3-0	81-6
Trailing after the 3rd qtr	1-1	15-18
Tied after the 3rd qtr	0-0	3-1
LSU's Record With...		
less than 300 yards total offense	0-0	10-14
300+ yards total offense	4-1	89-12
400+ yards total offense	4-1	46-6
500+ yards total offense	2-0	13-0
600+ yards total offense	0-0	1-0
less than 100 yards rush	0-1	5-16
100+ yards rushing	4-0	94-9
150+ yards rushing	3-0	78-5
200+ yards rushing	3-0	42-3
250+ yards rushing	2-0	20-1
less than 200 yards pass	1-0	42-13
200+ yards passing	3-1	57-12
300+ yards passing	0-1	9-3
350+ yards passing	0-0	2-1
400+ yards passing	0-0	0-0
LSU's Record When Allowing...		
less than 200 total yards	1-0	23-1
less than 300 total yards	3-0	70-4
less than 400 total yards	4-0	87-13
400+ yards total offense	0-1	12-12
less than 100 yards rush	2-0	57-4
100+ yards rush	2-1	42-21
less than 200 yards pass	4-0	68-9
less than 300 yards pass	4-1	91-21
300+ yards pass	0-0	8-4

(2010, '11).

- Became the first first-year coach in SEC history to lead team to league's title game (2005).
- Has 15 wins over coaches who have won national titles.
- Coached LSU to 10-plus wins in four straight seasons, a first at the school, and to seven overall (the most at the school).
- Only coach in LSU history to lead Tigers to three straight top five final rankings (2005, 2006, 2007).

Travin Dural: LSU's Explosive Playmaker

Sophomore wide receiver **Travin Dural** has opened the 2014 season as one of the most explosive players in the country. Dural has caught 21 passes for 534 yards and five touchdowns this season for an average of 25.4 yards per reception. Of his 28 career catches, 23 have resulted in either a first down or touchdown.

- He currently ranks first in the SEC and seventh nationally with five touchdown receptions, and he is second in the league and sixth nationally in receiving yards (534). He is third in the SEC and 12th in the nation with 106.8 receiving yards per game.
- His 94-yard touchdown reception on the first play from scrimmage for LSU against Sam Houston State is a school record, breaking the previous long pass of 82 yards by Steve Ensminger to Carlos Carson in 1978 versus Georgia. The 94-yard TD pass tied LSU's longest offensive play from scrimmage as well as it matched a 94-yard rushing touchdown by Sal Nicolo at Rice on Oct. 4, 1952 and a 94-yard run by Jesse Fatheree at Georgia on Nov. 16, 1935.
- His 80-yard TD reception against Wisconsin in the opener ranks as the fourth-longest passing play in LSU history.
- He is only the second LSU player in history to score a touchdown on his first three receptions in a game. Dural caught three balls for three TDs against Sam Houston State. Carlos Carson had five catches for five TDs against Rice in 1977.
- Dural became the first Tiger to go over 100 receiving yards in his first career start since Dwayne Bowe hauled in five catches for 103 yards and one touchdown in his first start against Oregon State on Sept. 4, 2004.
- He is the first LSU receiver to record at least three 100-yard receiving games in the first four games of a season since Michael Clayton in 2003.
- Dural is tied for first nationally with one reception of 90-plus yards, tied for first with two receptions of 80-plus yards, tied for first with two receptions of 70-plus yards, tied for second nationally with four receptions of 40-plus yards and tied for 10th nationally with five receptions of 30-plus yards.
- His 534 receiving yards are the fourth-most through the first five games of a season by any player in LSU history.

Here is a list of the LSU players with the most receiving yards through the first five games of a season in school history:

1. Josh Reed	667 yards	2001
2. Todd Kinchen	584 yards	1990
3. Josh Reed	579 yards	2000
4. Travin Dural	534 yards	2014
5. Andy Hamilton	521 yards	1970

Brandon Harris Sets LSU True Freshman QB Record, Named SEC Freshman of the Week

True freshman quarterback **Brandon Harris** earned SEC Freshman of the Week recognition after coming off the bench to complete 11-of-14 passes for 178 yards with three touchdowns and no interceptions against New Mexico State. He also rushed five times for 36 yards and two touchdowns, accounting for a total of five TDs in the game. Harris is the first true freshman QB in LSU history to complete three touchdown passes in a game. A week earlier, Harris completed 6-of-9 passes for 140 yards and two touchdowns in the SEC opener versus Mississippi State, becoming the first LSU quarterback to throw two or more touchdown passes in the conference opener since 2008 when Jarrett Lee threw two TDs on 11-of-22 passing at Auburn. Harris is also the first true freshman LSU QB to throw two or more TD passes in his first game against an SEC opponent since Jamie Howard threw two at Auburn in 1992. In the last two games against Mississippi State and New Mexico State, Harris has directed LSU to touchdowns on nine of his 10 possessions at quarterback.

Brandon Harris Could Join Small List of LSU Quarterbacks to Start During Their True Freshman Season

LSU's **Brandon Harris** is expected to make his first start of the season at Auburn, and if he does he will join a short list of true freshmen QBs who have started at LSU since 1972, the first year the NCAA declared freshmen eligible for varsity competition. To take it a step further, Harris has a shot at becoming the first true freshman to have his first start in an LSU uniform come in an SEC game since Jordan Jefferson got the nod at Arkansas in 2008. If Harris starts at Auburn, he would join these six quarterbacks as true freshman starters for LSU: Steve Ensminger (first start vs. Tulane on Nov. 20, 1976), Jamie Howard (vs. Colorado State on Sept. 26, 1992), Melvin Hill (at Florida on Oct. 8, 1994), Herb Tyler (vs. North Texas on Oct. 21, 1995), Jordan Jefferson (at Arkansas on Nov. 28, 2008) and Anthony Jennings (vs. Iowa in Outback Bowl on Jan. 1, 2014). The following is a look at the stats in the first career starts of all LSU quarterbacks dating back to 1963:

Year	Quarterback	Opponent	Results	Stats
2013	* Anthony Jennings	vs. Iowa (Outback Bowl)	W, 21-14	7-of-19, 82 yds, 1 Int.; 1 rush TD
2012	Zach Mettenberger	North Texas	W, 41-14	19-of-26, 192 yds, 1 TD
2008	* Jordan Jefferson	at Arkansas	L, 31-30	9-of-21, 143 yds, 2 TDs; 50 rush yds
2008	Jarrett Lee	Mississippi State	W, 34-24	18-of-27, 261 yds, 2 TDs
2008	Andrew Hatch	Appalachian State	W, 41-13	7-of-14, 77 yds, 1 TD
2007	Ryan Perrilloux	Middle Tennessee	W, 44-0	20-of-25, 1 Int., 298 yds, 3 TDs
2005	Matt Flynn	vs. Miami (Fla.) (Peach Bowl)	W, 40-3	13-of-22, 196 Yds, 2 TDs
2004	JaMarcus Russell	at Florida	W, 24-21	6-of-10, 2 Int., 56 yds
2002	Rick Clausen	Ole Miss	W, 14-13	2-of-6, 1 Int., 9 yds
2002	Marcus Randall	South Carolina	W, 38-14	12-of-24, 183 yds
2002	Matt Mauck	Virginia Tech	L, 26-8	15-of-35, 1 Int., 134 yds

1999	Josh Booty	at Georgia	L, 23-22	19-of-45, 3 Int., 280 yds, 1 TD
1999	Rohan Davey	North Texas	W, 52-0	6-of-6, 66 yds, 1 TD
1998	Craig Nall	at Arkansas	L, 41-14	15-of-30, 147 yds
1995	*Herb Tyler	North Texas	W, 49-7	19-of-26, 208 yds, 1 TD
1994	*Melvin Hill	at Florida	L, 42-18	11-of-18, 3 Int., 128 yds
1992	*Jamie Howard	Colorado State	L, 17-14	7-of-17, 1 Int., 86 yds
1991	Jessie Daigle	at Texas A&M	L, 45-7	6-of-16, 2 Int., 68 yds, 1 TD
1990	Chad Loup	Texas A&M	W, 17-8	10-of-13, 152 yds, 1 TD
1990	Sol Graves	Georgia	W, 18-13	7-of-11, 97 yds, 2 TDs
1987	Mickey Guidry	at Alabama	L, 22-10	10-of-17, 115 yds
1986	Tommy Hodson	Texas A&M	W, 35-17	15-of-21, 193 yds, 2 TDs
1983	Jeff Wickersham	Florida State	L, 40-35	15-of-26, 3 Int., 274 yds
1980	Robbie Mahfouz	at Florida	W, 24-7	0-0 - played only first series
1980	Alan Risher	Florida State	L, 16-0	9-of-14, 1 Int., 129 yds
1977	David Woodley	Mississippi State	W, 27-24	2-of-5, 49 yds
1976	*Steve Ensminger	Tulane	W, 17-7	5-of-8, 56 yds; 26 rush yds
1975	Bobby Moreau	Kentucky	W, 17-14	3-of-7, 41 yds
1975	Pat Lyons	at Nebraska	L, 10-7	7-of-11, 59 yds; 20 rush yds, 1 TD
1974	Carl Trimble	Utah	W, 35-10	0-of-2, 0 yds; 20 rush yds, 1 TD
1973	Mike Miley	Texas A&M	W, 28-23	5-of-7, 87 yds, 1 TD, 1 Int.; 44 rush yds
1971	Paul Lyons	Texas A&M	W, 37-0	7-of-13, 101 yds, 2 TDs, 1 Int.; 24 rush yds
1971	Bert Jones	Colorado	L, 31-21	6-of-21, 44 yds, 3 Int.
1970	Buddy Lee	Texas A&M	L, 20-18	7-of-18, 149 yds, 1 TD, 2 Int.; 14 rush yds
1968	Jimmy Gilbert	Mississippi State	W, 20-16	1-of-4, 50 yds; 15 rush yds.
1968	Mike Hillman	at Alabama	L, 16-7	6-of-17, 63 yds, 1 Int.
1966	Fred Haynes	Miami (Fla.)	W, 10-8	3-of-10, 23 yds; 51 rush yds
1965	Nelson Stokley	at Miami (Fla.)	W, 34-27	5-of-8, 79 yds, 1 TD; 52 rush yds, 2 TDs
1963	Billy Ezell	Kentucky	W, 28-7	0-of-1, 0 yds, 1 Int.; 29 rush yds
1963	Pat Screen	Texas A&M	W, 14-6	5-of-9, 33 yds, 1 Int.; 40 rush yds

True freshmen are denoted with an asterisk and in **bold**.

Malachi Dupre Became First LSU True Freshman Receiver to Earn 120 Rec. Yards and 2 TDs in a Game

True freshman wide receiver **Malachi Dupre** caught four passes for 120 yards and two touchdowns in the SEC opener versus Mississippi State. He became the first true freshman in LSU modern history to record at least 120 receiving yards and two touchdown receptions in a single game.

- Dupre is the first true freshman receiver to make two touchdown receptions in a game since Rueben Randle had two on Nov. 21, 2009 at Ole Miss.
- Dupre is also the first LSU true freshman to record 100 receiving yards in a game since Nov. 10, 2007 when Terrence Toliver had 119 (on three receptions) versus Louisiana Tech.
- He is the first LSU true freshman receiver to go over 100 yards receiving in the SEC opener since Jerel Myers had 13 receptions for 153 yards against Auburn in 1999.
- Dupre is the first LSU player to catch two or more touchdown passes in the SEC opener since Josh Reed hauled in two TD receptions against Auburn in 2000.
- Malachi Dupre and Travin Dural also became the ninth duo in LSU history to finish with 100-plus receiving yards in the same game when Dural had 124 yards and Dupre had 120 versus Mississippi State. It was only the 13th time in LSU annals that two receivers each hauled in 100 receiving yards in the same game.

Two 100-Yard LSU Receivers in the Same Game (13)

Date	Opponent	WRs	Result
9/20/14	vs. Mississippi State	Travin Dural (124), Malachi Dupre (120)	L, 34-29
9/28/13	at #9 Georgia	Jarvis Landry (156), Odell Beckham Jr. (118)	L, 44-41
8/31/13	vs. #20 TCU	Odell Beckham Jr. (118), Jarvis Landry (109)	W, 37-27
1/1/02	vs. #7 Illinois	Josh Reed (239), Michael Clayton (120)	W, 47-34
11/3/01	at Alabama	Josh Reed (293), Michael Clayton (126)	W, 35-21
10/13/01	at Kentucky	Josh Reed (160), Michael Clayton (105)	W, 29-25
10/21/00	vs. #13 Miss. State	Josh Reed (113), Reggie Robinson (102)	W, 45-38
9/2/00	vs. W. Carolina	Josh Reed (137), Jerel Myers (117)	W, 47-34
11/13/99	vs. Houston	Jerel Myers (114), Josh Reed (100)	L, 20-7
9/23/95	vs. Rice	Shedrick Wilson (201), Eddie Kennison (113)	W, 52-7
11/4/89	vs. Ole Miss	Todd Kinchen (108), Eddie Fuller (102)	W, 35-30
9/24/88	at #18 Ohio State	Tony Moss (117), Alvin Lee (108)	L, 36-33
10/24/81	vs. #20 Florida State	Orlando McDaniel (155), Malcolm Scott (112)	L, 38-14

LSU Defense Ranks High in Several Categories

Through five games, LSU has only allowed an average of 130.6 yards per game through the air, a figure that ranks first in the Southeastern Conference and fifth nationally. The Tigers rank second in the league and fourth nationally in pass defense efficiency with a rating of 81.6.

Here are some rankings and notes on the defense after five games:

NON-CONFERENCE REGULAR SEASON WIN STREAK

LSU owns the nation's longest non-conference regular season winning streak, which stands at an NCAA FBS record 49 games. The last time the Tigers lost a non-conference regular season game was Sept. 1, 2002, at #16 Virginia Tech.

#	Opponent	Score	Location	Date
1.	The Citadel	35-10	Baton Rouge	9/7/02
2.	Miami (Ohio)	33-7	Baton Rouge	9/14/02
3.	UL-Lafayette	48-0	Baton Rouge	10/5/02
4.	UL-Monroe	49-7	Baton Rouge	8/30/03
5.	Arizona	59-13	Tucson, Ariz.	9/6/03
6.	Western Illinois	35-7	Baton Rouge	9/13/03
7.	Louisiana Tech	49-10	Baton Rouge	11/1/10
8.	Oregon State	22-21 (OT)	Baton Rouge	9/4/04
9.	Arkansas State	53-3	Baton Rouge	9/11/04
10.	Troy	24-20	Baton Rouge	10/23/04

(streak under Les Miles - 39 straight wins)

11.	#15 Arizona State	35-31	Tempe, Ariz.	9/10/05
12.	North Texas	56-3	Baton Rouge	10/29/05
13.	Appalachian State	24-0	Baton Rouge	11/5/05
14.	UL-Lafayette	45-3	Baton Rouge	9/2/06
15.	Arizona	45-3	Baton Rouge	9/9/06
16.	Tulane	49-7	Baton Rouge	9/23/06
17.	Fresno State	38-6	Baton Rouge	10/21/06
18.	#9 Virginia Tech	48-7	Baton Rouge	9/9/07
19.	Middle Tennessee	44-0	Baton Rouge	9/15/07
20.	Tulane	34-9	New Orleans	9/29/07
21.	Louisiana Tech	58-10	Baton Rouge	11/10/07
22.	Appalachian State	41-13	Baton Rouge	8/30/08
23.	North Texas	41-3	Baton Rouge	9/13/08
24.	Tulane	35-10	Baton Rouge	11/1/08
25.	Troy	40-31	Baton Rouge	11/15/08
26.	Washington	31-23	Seattle	9/5/09
27.	UL-Lafayette	31-3	Baton Rouge	9/19/09
28.	Tulane	42-0	Baton Rouge	10/31/09
29.	Louisiana Tech	24-16	Baton Rouge	11/14/09
30.	#18 North Carolina	30-24	Atlanta	9/4/10
31.	#21 West Virginia	20-14	Baton Rouge	9/25/10
32.	McNeese State	32-10	Baton Rouge	10/16/10
33.	UL-Monroe	51-0	Baton Rouge	11/13/10
34.	#3 Oregon	40-27	Arlington, Texas	9/3/11
35.	Northwestern St.	49-3	Baton Rouge	9/10/11
36.	#16 West Virginia	47-21	Morgantown	9/24/11
37.	Western Kentucky	42-9	Baton Rouge	11/12/11
38.	North Texas	41-14	Baton Rouge	9/1/12
39.	Washington	41-3	Baton Rouge	9/8/12
40.	Idaho	63-14	Baton Rouge	9/15/12
41.	Towson	38-22	Baton Rouge	9/29/12
42.	#20 TCU	37-27	Arlington, Texas	8/31/13
43.	UAB	56-17	Baton Rouge	9/7/13
44.	Kent State	45-13	Baton Rouge	9/14/13
45.	Furman	48-16	Baton Rouge	10/26/13
46.	#14 Wisconsin	28-24	Houston, Texas	8/30/14
47.	Sam Houston State	56-0	Baton Rouge	9/6/14
48.	ULM	31-0	Baton Rouge	9/13/14
49.	New Mexico State	63-7	Baton Rouge	9/27/14

The Streak: By The Numbers

1,988-526

outscored opponents

1,607-320

outscored opponents at home

1,581-421

outscored opponents under Les Miles

8

wins over ranked teams

12

wins over major Power 5 conference opponents

29

times the opponent has been held to 10 points or less

LSU VS. TOP 25 UNDER LES MILES (38-19)

2005 (5-2)

Opponent	LSU Rank	Results
at #15 Arizona State	#5	W, 35-31
#10 Tennessee	#4	L, 30-27 OT
#11 Florida	#10	W, 21-17
#17 Auburn	#7	W, 20-17 OT
at #3 Alabama	#5	W, 16-13 OT
#13 Georgia	#3	L, 34-14 in SECCG
#10 Miami	#9	W, 40-3 in Peach Bowl

2006 (3-2)

Opponent	LSU Rank	Results
at #3 Auburn	#6	L, 7-3
at #5 Florida	#9	L, 23-10
at #8 Tennessee	#13	W, 28-24
at #5 Arkansas	#9	W, 31-26
#11 Notre Dame	#4	W, 41-14 in Sugar Bowl

2007 (7-1)

Opponent	LSU Rank	Results
#9 Virginia Tech	#2	W, 48-7
#12 South Carolina	#2	W, 28-16
#7 Florida	#1	W, 28-24
at #17 Kentucky	#1	L, 40-37 OT
#18 Auburn	#5	W, 30-24
at #17 Alabama	#17	W, 41-34
#14 Tennessee	#5	W, 21-14 in SECCG
#1 Ohio State	#2	W, 38-24 in BCS Game

2008 (2-3)

Opponent	LSU Rank	Results
at #9/10 Auburn	#6	W, 26-21
at #11 Florida	#3	L, 51-21
#9 Georgia	#11	L, 52-38
#1 Alabama	#15	L, 27-21 OT
#14 Georgia Tech	NR	W, 38-3 in Chick-fil-A Bowl

2009 (1-3)

Opponent	LSU Rank	Results
at #18/14 Georgia	#4	W, 20-13
#1 Florida	#4	L, 13-3
#3 Alabama	#9	L, 24-15
#11/9 Penn State	#13	L, 19-17 in Capital One Bowl

2010 (5-2)

Opponent	LSU Rank	Results
#18 North Carolina	#21/16	W, 30-24
#22/21 West Virginia	#15/12	W, 20-14
at #14/12 Florida	#12/9	W, 33-29
at #5 Auburn	#6	L, 24-17
#5 Alabama	#12/11	W, 24-21
at #12 Arkansas	#6	L, 31-23
#18 Texas A&M	#11	W, 41-24 in Cotton Bowl

2011 (8-1)

Opponent	LSU Rank	Results
#3 Oregon	#4	W, 40-27
at #25 Mississippi State	#3	W, 19-6
at #16 West Virginia	#2/3	W, 47-21
#17/18 Florida	#1/2	W, 41-11
#19/23 Auburn	#1/2	W, 45-10
#2 Alabama	#1	W, 9-6
#3 Arkansas	#1	W, 41-17
#12/14 Georgia	#1	W, 42-10 in SECCG
#2 Alabama	#1	L, 21-0 in BCS Game

2012 (3-3)

Opponent	LSU Rank	Results
at #10/11 Florida	#4/3	L, 14-6
#3 South Carolina	#9/8	W, 23-21
at #20/19 Texas A&M	#6	W, 24-19
#1 Alabama	#5	L, 21-17
#22/23 Miss. State	#9/8/7	W, 37-17
#14/13 Clemson	#9/7	L, 24-25

2013 (3-2)

Opponent	LSU Rank	Results
vs. #20 TCU	#12/13	W, 37-27
at #9/10 Georgia	#6	L, 44-41
#17 Florida	#10/11	W, 17-6
at #1 Alabama	#10/12	L, 38-17
#9/10 Texas A&M	#18/19	W, 34-10

2014 (1-0)

Opponent	LSU Rank	Results
vs. #14 Wisconsin	#13/13	W, 28-24
at #5 Auburn	#15/15	?

- LSU ranks third in the SEC and 12th nationally in total defense, giving up 292.2 yards per game.
- The Tigers are second in the SEC and sixth nationally in scoring defense at 13.0 points per game.
- LSU is fifth in the league and 11th nationally in third-down defense as opponents have only converted 27.0 percent of third downs (20-of-74).
- LSU is second in the SEC and ninth nationally in red zone defense at 66.7 percent. Opponents have reached the red zone nine times and have scored six times.
- LSU's two shutouts give the Tigers 258 all-time (including eight ties) and eight under **Les Miles**.
- LSU did not allow ULM to gain a first down by rushing. That's the first time the Tigers have accomplished the feat since Sept. 14, 2002 vs. Miami (Ohio).
- LSU only allowed six first downs by ULM, the lowest total since allowing six against Northwestern State on Sept. 10, 2011. The last time an LSU defense allowed less than six was Sept. 12, 1997 when Arkansas State only had five.
- LSU's seven sacks against Sam Houston State are the most in a game since Nov. 3, 2007 at Alabama when the Tigers recorded seven. The last time LSU had more than seven sacks in a game was Nov. 19, 1994 when LSU had nine vs. Tulane.
- In the opener, LSU held Wisconsin to 8-for-24 passing for 50 yards, no touchdowns and two interceptions. It is the first time LSU allowed 50 or fewer passing yards since Nov. 19, 2011 when the Tigers limited Ole Miss to 47 passing yards, and it ranks as the second-fewest total allowed since Sept. 11, 1999 when North Texas only had 10 yards passing.
- LSU only allowed 2.1 yards per pass attempt (50 yards on 24 attempts) against the Badgers, and that figure ranks as the lowest allowed during the **Les Miles** era at LSU and third lowest by the Tigers dating back to 1992.

Here are the three games with the lowest yards per pass attempt allowed since 1992:

Yds/Pass Attempt Avg.	Passing Comp.-Att., Yds.	Opponent
0.6	3-16, 10 yards	vs. North Texas on Sept. 11, 1999
2.0	8-26, 53 yards	vs. Louisiana-Lafayette on Oct. 5, 2002
2.1	8-24, 50 yards	vs. Wisconsin on Aug. 30, 2014

Shutdown Defense Against ULM: Warhawks' Longest Play from Scrimmage Was 12 Yards

ULM's longest play from scrimmage against the LSU defense on Sept. 13 was a pass for a gain of 12 yards. That is the shortest "long pass" play by an LSU opponent since Nov. 27, 1993 when Arkansas' longest completion was 10 yards. It is also the first time that LSU did not allow a play from scrimmage of more than 12 yards since Nov. 13, 1971 when Mississippi State's longest play was a 12-yard pass. ULM's longest rush was a gain of six yards, the "shortest long" rush against LSU since the Tigers held Tulane to a long run of five yards on Nov. 20, 1976.

LSU Records Back-to-Back Shutouts for First Time Since 1985

After beating Sam Houston State 56-0 and ULM 31-0, it marked the first time LSU has shut out opponents in back-to-back games since 1985 when the Tigers defeated Kentucky 10-0 on Oct. 19 and beat Ole Miss 14-0 on Nov. 2. Starting early in the third quarter against Wisconsin, LSU had a scoreless streak that amounted to 147 minutes and 24 seconds of game action, the longest such streak since 1962-63 when LSU held opponents scoreless for 169:00 of action starting at 4:30 in the first quarter against Tulane on Nov. 24, 1962 and lasting until 0:30 left in the fourth quarter against Texas A&M on Sept. 21, 1963. LSU's scoreless streak this season was the most in the same season since 1962 when the LSU defense held opponents scoreless for 195:24 that spanned the first quarter of the game against Miami on Oct. 13 and lasted through the second quarter of the Ole Miss game on Nov. 3. LSU's back-to-back shutouts were the first since...

- LSU recorded two straight shutouts at home since 1941 when the Tigers tied Mississippi State 0-0 on Oct. 11 and beat Rice 27-0 on Oct. 18.
- LSU had back-to-back shutouts in the same venue since the 1958 season in Tulane Stadium when the Tigers defeated Tulane 62-0 on Nov. 22 and beat Clemson 7-0 in the Sugar Bowl on Jan. 1, 1959.
- LSU earned wins in two straight shutouts in Tiger Stadium: Nov. 30, 1940 in a 14-0 win versus Tulane and Sept. 20, 1941 in a 25-0 victory against Louisiana Tech.
- LSU posted back-to-back shutout wins at Tiger Stadium in the same season since 1940: Oct. 19 vs. Mercer (40-0) and Oct. 26 vs. Vanderbilt (7-0).

LSU Ranks Third Nationally in Points Off Turnovers with 63

LSU has forced 12 turnovers this season - six fumbles and six interceptions - and the Tigers have generated 63 points off the turnovers, a total that ranks third in the nation behind Temple's 79 points and Virginia's 65 points.

Team	Points Off Turnovers	Turnovers Forced	Games	Points Off Turnovers Per Game
1. Temple	79	17	4	19.8
2. Virginia	65	18	5	13.0
3. LSU	63	12	5	12.6
4. Florida International	60	17	5	12.0
5. North Texas	55	11	4	13.7

LSU Streak of Consecutive Weeks In AP Top 25 Reaches 87 Straight

LSU's streak of consecutive weeks in the AP Top 25 has reached 87, which ranks second to only Alabama in terms of current streaks. This marked the 14th consecutive season that the Tigers were ranked in the preseason polls as LSU came in at No. 13 in both the Associated Press and the Amway Coaches Top 25 polls. LSU has been ranked in both the Coaches and AP polls every week since the start of the 2009 season. Since **Les Miles** took over at LSU, the Tigers have been represented in the AP and Amway Coaches' Poll 148 of the 151 weeks. The exception came during the final three polls of

the 2008 season. In addition, since the start of the 2002 season, LSU has played 157 of 161 games ranked in the top 25, including 122 of 124 games under Miles. LSU has a 97-23 record in games played as a Top 25 team under Miles. The only two games that LSU didn't play as a Top 25 team during the Miles era came in 2008 against Arkansas in the regular-season finale and Georgia Tech in the Chick-fil-A Bowl. LSU finished the 2013 season ranked No. 14 in the AP and Coaches polls. It was the fifth straight season the Tigers finished the year ranked. The following is a look at the longest current streaks for teams in the AP Top 25:

Team	Consecutive Weeks In AP Poll
1. Alabama	103
2. LSU	87

Consecutive Final AP Poll Appearances		
No.	Team	Last Year Out
7	Oregon	2006
6	Alabama	2007
5	LSU	2008

LSU Has Scored 20 Defensive TDs Since 2005, 14 Under Defensive Coordinator John Chavis

Defensive coordinator John Chavis enters his sixth season at LSU, and the Tigers are annually one of college football's elite defenses. During his tenure LSU has recorded 14 defensive touchdowns, including two during the 2014 season. LSU is 10-1 under Chavis and 15-2 under **Les Miles** (dating back to 2005) when recording a defensive TD. The following is a look at LSU's defensive TDs under Miles and Chavis (since start of 2009 season):

Year	Opponent	TD	Result
2014	New Mexico State	Kendell Beckwith 29-yard interception return	LSU def. New Mexico State, 63-7
2014	Mississippi State	Danielle Hunter 25-yard fumble return	LSU lost to Miss. State, 34-29
2012	Mississippi State	Craig Loston 100-yard interception return	LSU def. Miss. State, 37-17
	Idaho	Ronald Martin 45-yard interception return	LSU def. Idaho, 63-14
	Idaho	Lavar Edwards 23-yard interception return	LSU def. Idaho, 63-14
2011	vs. Georgia	Morris Claiborne 45-yard interception return	LSU def. Georgia, 42-10
2011	at Ole Miss	Ron Brooks 46-yard interception return	LSU def. Ole Miss, 52-3
2011	at Ole Miss	Kevin Minter 0-yard fumble recovery	LSU def. Ole Miss, 52-3
2011	Auburn	Ron Brooks 28-yard interception return	LSU def. Auburn, 45-10
2011	Kentucky	Tyrann Mathieu 23-yard fumble return	LSU def. Kentucky, 35-7
2010	ULM	Ron Brooks 32-yard interception return	LSU def. ULM, 51-0
	ULM	Lavar Edwards 29-yard fumble return	LSU def. ULM, 51-0
2009	at Washington	Jacob Cutrera 29-yard interception return	LSU def. Washington, 31-23
2009	at Mississippi State	Patrick Peterson 37-yard interception return	LSU def. Miss. State, 30-26

Defensive Coordinator John Chavis' Tenure Began in 2009 ^

2008	Tulane	Chris Hawkins 24-yard fumble return	LSU def. Tulane, 35-10
2007	vs. Tennessee	Jonathan Zenon 18-yard interception return	LSU def. Tennessee, 21-14
2006	Arizona	Jonathan Zenon 41-yard interception return	LSU def. Arizona, 45-3
2006	Louisiana-Lafayette	Jonathan Zenon 20-yard interception return	LSU def. Louisiana-Lafayette, 45-3
2005	at Vanderbilt	Ali Highsmith 22-yard fumble return	LSU def. Vanderbilt, 34-6
2005	Tennessee	Kenneth Hollis 3-yard interception return	LSU lost to Tennessee, 30-27 (OT)

Tiger Stadium's New Look in 2014

Ranked annually as the top venue in college football, Tiger Stadium is in its 91st year dating back to 1924 when the stadium was built. It's also the 84th year of Saturday night football in Death Valley. LSU has put together an impressive 60-8 home record under **Les Miles**, which includes a 31-0 mark against non-conference foes. With a new capacity of 102,321 starting in 2014, Tiger Stadium ranks sixth nationally in total capacity. LSU owns a 401-145-18 (.727) all-time record in Tiger Stadium. Here are some of the key additions in the Tiger Stadium South End zone expansion:

- 320,000 total square feet
- 66 Premium suites
- 3,000 Club Seats
- Upper Concourse with 1,400 general public seats and space for standing room only patrons
- Two 40' X 70' HD video screens (with two new ribbon boards)
- Construction officially began Sept. 10, 2012, and the contract completion date was Aug. 22, 2014.

Anthony Jennings Orchestrates a Second Fourth-Quarter Comeback in His Young Career

- Sophomore quarterback **Anthony Jennings**, making only his second career start, calmly led LSU to victory after facing an 11-point fourth-quarter deficit to Wisconsin in the opener. It's the second time in his young career that he has guided LSU to a comeback win in the game's last stanza.
- Jennings finished the game 9-for-21 passing for 239 yards and two touchdowns, and he was 2-for-3 passing for 63 yards, including a 36-yard TD pass to **John Diarse** in the fourth quarter.

LSU Has 22 Fourth-Quarter Comebacks Under Les Miles

LSU has won 22 games under **Les Miles** despite trailing in the fourth quarter, including the season opener against Wisconsin. The Tigers rallied to overcome an 11-point fourth-quarter deficit to beat the Badgers, 28-24. The following is a look at LSU's fourth quarter comebacks under Miles, how many points the Tigers had to overcome in the final frame to

CAREER GAMES PLAYED/STARTED

Player	2010	'11	'12	'13	'14	Total
Jamal Adams, S	--	--	--	--	5/0	5/0
Donnie Alexander, LB	--	--	--	--	5/0	5/0
Kwon Alexander, LB	--	--	7/2	13/9	4/4	24/15
Vadal Alexander, OG	--	--	13/9	13/13	5/5	31/27
Jonah Austin, OG	--	--	--	7/0	3/0	10/0
Maquedius Bain, DT	--	--	--	--	4/0	4/0
John Battle, S	--	--	--	--	1/0	1/0
Kendell Beckwith, LB	--	--	--	12/0	5/0	17/0
Josh Boutte, OT	--	--	--	8/0	5/0	13/0
Tashawn Bower, DE	--	--	--	6/0	5/0	11/0
D.J. Chark, WR	--	--	--	--	4/0	4/0
Deondre Clark, DE	--	--	--	--	5/0	5/0
Jalen Collins, CB	--	--	13/1	13/2	5/3	31/6
La'el Collins, OT	--	7/0	13/13	12/12	5/5	37/30
Colby Delahoussaye, PK	--	--	--	13/0	5/0	18/0
John Diarse, WR	--	--	--	--	5/0	5/0
Travis Dickson, TE	--	6/0	12/1	12/1	5/0	35/2
Andy Dodd, C/OL	--	--	--	--	3/0	3/0
Trent Domingue, PK	--	--	--	--	5/0	5/0
Jevonte Domond, OL	--	--	--	--	1/0	1/0
Malachi Dupre, WR	--	--	--	--	4/1	4/1
Travin Dural, WR	--	--	--	12/0	5/5	17/5
Hoko Fanaika, OG	--	--	--	12/0	5/3	17/3
Ronnie Feist, LB	--	--	5/0	--	3/0	8/0
Reid Ferguson, SNP	--	--	13/0	13/0	5/0	31/0
Leonard Fournette, RB	--	--	--	--	5/0	5/0
Cameron Gamble, PK	--	--	--	--	4/0	4/0
Clifton Garrett, LB	--	--	--	--	2/0	2/0
Greg Gilmore, DT	--	--	--	--	2/0	2/0
Davon Godchaux, DT	--	--	--	--	5/2	5/2
Dillon Gordon, TE	--	--	13/0	13/12	5/5	31/17
Brandon Harris, QB	--	--	--	--	5/0	5/0
Jerald Hawkins, OT	--	--	--	13/13	5/5	18/18
Frank Herron, DT	--	--	--	--	2/0	2/0
Kenny Hilliard, RB	--	13/0	12/1	12/0	5/5	42/6
Danielle Hunter, DE	--	--	12/0	13/10	5/5	30/15
Rickey Jefferson, S	--	--	--	7/1	5/0	12/1
Anthony Jennings, QB	--	--	--	9/1	5/5	14/6
Colin Jeter, TE	--	--	--	--	4/0	4/0
Mickey Johnson, DT	--	--	1/0	4/0	2/0	7/0
Deion Jones, LB	--	--	13/0	13/0	5/1	31/1
Melvin Jones, FB	--	--	--	9/0	4/0	13/0
Jamie Keehn, P	--	--	2/0	13/0	5/0	20/0
Christian LaCouture, DT	--	--	--	13/0	5/5	18/5
Quantavious Leslie, WR	--	--	--	4/0	2/0	6/0
Lamar Louis, LB	--	--	11/5	13/0	4/4	28/9
Justin Maclin, DE	1/0	--	2/0	5/0	3/0	11/0
Terrence Magee, RB	--	5/0	9/0	13/0	5/0	32/0
K.J. Malone, OL	--	--	--	--	3/0	3/0
Ronald Martin, S	--	3/0	13/1	8/7	5/5	29/13
Jalen Mills, S	--	--	13/13	13/13	5/5	31/31
John David Moore, FB	--	--	--	--	4/0	4/0
Lewis Neal, DE	--	--	--	10/0	5/0	15/0
Connor Neighbors, FB	1/0	4/0	13/0	13/7	5/5	36/12
Ed Paris, CB	--	--	--	--	5/0	5/0
M.J. Patterson, DE	--	--	--	--	3/0	3/0
Avery Peterson, WR	--	--	--	--	1/0	1/0
Ethan Pocic, C	--	--	--	6/1	4/4	10/5
Elliott Porter, C	--	--	10/1	12/12	3/3	25/16
Trey Quinn, WR	--	--	--	--	5/3	5/3
Jermauria Rasco, DE	--	9/0	13/0	13/13	5/5	40/18
Duke Riley, LB	--	--	--	13/0	5/1	18/1
Rashard Robinson, CB	--	--	--	12/2	4/2	16/4
DeSean Smith, TE	--	--	--	13/0	5/0	18/0
Kevin Spears, WR	--	--	--	--	2/0	2/0
Logan Stokes, TE	--	--	--	13/3	4/1	17/4
Sione Teuhema, DE	--	--	--	--	3/0	3/0
Dwayne Thomas, CB	--	--	3/0	11/0	5/0	19/0
Quentin Thomas, DT	--	--	3/0	11/1	4/3	18/4
Corey Thompson, S	--	--	13/0	10/5	--	23/5
Devin Voorhies, S	--	--	--	--	3/0	3/0
Evan Washington, OT	--	--	--	13/1	4/0	17/1
D.J. Welter, LB	--	7/0	1/0	13/13	5/5	26/18
Tre'Davious White, DB	--	--	--	13/11	5/5	18/16
Darrel Williams, RB	--	--	--	--	4/0	4/0



TIGERS IN THE NFL (Week 4)

Name	Pos.	Team
Joe Barksdale	OT	St. Louis Rams
Lamin Barrow	LB	Denver Broncos
Odell Beckham Jr.	WR	New York Giants
Alfred Blue	RB	Houston Texans
Dwayne Bowe	WR	Kansas City Chiefs
Michael Brockers	DT	St. Louis Rams
Ron Brooks	CB	Buffalo Bills
Morris Claiborne	CB	Dallas Cowboys
Ryan Clark	S	Washington Redskins
Glenn Dorsey**	DE	San Francisco 49ers
Lavar Edwards	DE	Dallas Cowboys
Ego Ferguson	DT	Chicago Bears
Matt Flynn	QB	Green Bay Packers
Jeremy Hill	RB	Cincinnati Bengals
Trindon Holliday**	WR/KR	New York Giants
Tyson Jackson	DE	Atlanta Falcons
Ricky Jean Francois	DT	Indianapolis Colts
Anthony Johnson	DT	Miami Dolphins
Donnie Jones	P	Philadelphia Eagles
Brandon LaFell	WR	New England Patriots
Jarvis Landry	WR	Miami Dolphins
LaRon Landry	S	Indianapolis Colts
Bennie Logan	DT	Philadelphia Eagles
Craig Loston	S	Jacksonville Jaguars
Tyrann Mathieu	DB	Arizona Cardinals
Danny McCray	S	Chicago Bears
Zach Mettenberger	QB	Tennessee Titans
Barkevious Mingo	LB	Cleveland Browns
Kevin Minter	LB	Arizona Cardinals
Sam Montgomery*	LB	Cincinnati Bengals
Patrick Peterson	CB	Arizona Cardinals
Rueben Randle	WR	New York Giants
Eric Reid	S	San Francisco 49ers
Stevan Ridley	RB	New England Patriots
Perry Riley	LB	Washington Redskins
Russell Shepard	WR	Tampa Bay Buccaneers
Kelvin Sheppard	LB	Miami Dolphins
Tharold Simon	CB	Seattle Seahawks
Trai Turner	OG	Carolina Panthers
Andrew Whitworth	OT	Cincinnati Bengals
Kyle Williams	DT	Buffalo Bills
Brad Wing	P	Pittsburgh Steelers
Al Woods	DT	Tennessee Titans
James Wright	WR	Cincinnati Bengals

* - Practice Squad

** - Injured Reserve

BOLD indicates players who played for Les Miles

Colleges with the Most Active NFL Players (Week 1)

1. LSU - 38
2. USC - 37
3. Alabama - 36
4. Georgia - 34
- t5. Florida - 33
- t5. Florida State - 33

win and the quarterback who engineered the comeback:

Year	Opponent	Situation	Results	QB
2005	at Arizona St.	scored TD with 1:13 left (LSU trailed 17-7 entering 4Q; LSU scored 28 4Q points)	W, 35-31	Russell
2005	Florida	scored TD with 12:35 left (LSU trailed 17-14 in 4Q)	W, 21-14	Russell
2005	Auburn	kicked FG with 1:40 left to force OT (LSU trailed 17-14 with less than 5 minutes to play)	W, 20-17	Russell
2006	at Tennessee	scored TD with 9 seconds left (LSU trailed 24-21 with less than 8 minutes left in 4Q)	W, 28-21	Russell
2006	Ole Miss	scored TD with 14 sec. left to force OT (LSU trailed 20-7 with less than 9 minutes left in 4Q)	W, 23-20 OT	Russell
2007	Florida	scored TD with 1:06 left (LSU trailed 24-14 to start 4Q)	W, 28-24	Flynn
2007	Auburn	scored TD with :01 left (LSU trailed 24-23 with 3:12 left in the 4Q)	W, 30-24	Flynn
2007	Alabama	scored TD with 1:26 left (LSU trailed 34-27 with 4:53 left in 4Q)	W, 41-34	Flynn
2007	Tennessee	scored TD with 9:54 left (LSU trailed 14-13 with less than 10 minutes left in 4Q)	W, 21-14	Perrilloux
2008	at Auburn	scored TD with 1:03 left (LSU trailed 21-20 with 4:00 left in 4Q)	W, 26-21	Lee
2008	Troy	scored go-ahead TD with 4:50 left (LSU trailed 31-10 to start 4Q)	W, 40-31	Lee
2009	at Georgia	scored go ahead TD with 0:46 left (LSU trailed 13-12 with 1:09 left)	W, 20-13	Jefferson
2009	Arkansas	kicked FG w/ 4 sec. left to force OT (LSU trailed 30-27 with 1:18 left)	W, 33-30	Jefferson
2010	Tennessee	scored TD with 0:00 left in 4Q (LSU trailed from 11:34 left in game to final play)	W, 16-14	Lee/Jefferson
2010	at Florida	scored TD with 0:06 left in 4Q (LSU trailed 29-26 with 3:21 left in game)	W, 33-29	Lee
2010	Alabama	scored go ahead TD w/ 8:13 left in 4Q (LSU trailed 36-35 with 4:57 left in game)	W, 24-21	Jefferson
2010	Ole Miss	(LSU trailed 36-35 with 4:57 left in game)	W, 43-36	Jefferson
2011	at Alabama	trailed 6-3 to start 4Q	W, 9-6 OT	Jefferson
2012	South Carolina	kicked FG with 6:37 left to take lead (LSU trailed 14-10 entering 4Q)	W, 23-21	Mettenberger
2012	Ole Miss	scored go ahead TD w/15 seconds left in 4Q (LSU trailed 28-20 entering 4Q and 35-28 with 11:11 to play)	W, 41-35	Mettenberger
2013	Arkansas	scored go-ahead TD w/1:15 left in 4Q (LSU trailed 27-21 to start 4Q)	W, 31-27	Jennings
2014	vs. Wisconsin	scored go-ahead TD w/9:41 left in 4Q (LSU trailed 24-13 to start 4Q)	W, 28-24	Jennings

LSU Has FBS' Best Record When Trailing in the Fourth Quarter Since 2005

Since head coach **Les Miles'** first season at LSU in 2005, no team has a better record in games when trailing in the fourth quarter. Not only does LSU lead the nation with 22 comeback wins during that span, the Tigers are the only team to have a winning record when trailing in the final quarter.

Here is a look at the teams with the best record when trailing in the fourth quarter since 2005:

Team	W-L Record	Win Pct.
LSU	22-22	.500
Texas	18-31	.367
Ohio State	9-21	.300
Boise State	7-17	.292

LSU's Comeback Victory Against Wisconsin Ranks Fourth Among the School's Best Since 1949

LSU rallied from 17 point down in the fourth quarter to beat Wisconsin, 28-24. That ranks as the fourth-largest deficit the Tigers have overcome since 1949. Here is a list of the top five comeback wins based on largest deficit:

Date	Opponent	Largest Deficit	Final Score
11/15/08	Troy	28 (31-3 with 11:13 in 3rd Quarter)	40-31
10/29/77	vs. Ole Miss (Jackson)	21 (21-0 with 7:00 in 2nd Quarter)	28-21
09/07/96	Houston	20 (34-14 with 5:57 in 3rd Quarter)	35-34
08/30/14	vs. #14 Wisconsin (Houston)	17 (24-7 with 12:24 in 3rd Quarter)	28-24
11/03/79	vs. Ole Miss (Jackson)	17 (17-0 with 10:48 in 2nd Quarter)	28-24

LSU Extends FBS Record for Consecutive Non-Conference Regular Season Wins to 49

LSU increased its Football Bowl Subdivision (FBS) record for consecutive non-conference regular season wins to 49 after

the Tigers pummeled New Mexico State, 63-7, in Tiger Stadium on Sept. 27. The streak dates back to the 2002 season and now includes eight wins over ranked opponents after beating No. 14 Wisconsin in the 2014 season opener. The Tigers broke the FBS record for consecutive non-conference regular season wins in 2012, surpassing the mark of Kansas State who claimed 39 straight from 1993-2003. The Tigers haven't lost a non-conference regular season game since falling at Virginia Tech, 26-8, in the 2002 season opener in Blacksburg, Va., on Sept. 1. **Les Miles** has accounted for 39 of the 49 wins during the streak, and he is 39-0 all-time in non-conference regular season games in his tenure at LSU. Former coach Nick Saban accounted for the 10 other victories from 2002-04. Under Miles, the Tigers have outscored non-conference regular season opponents a combined 1,988-526. Here is a look at the top four in FBS all-time consecutive non-conference regular season wins:

Team	Years	Win Streak
1. LSU	2002-present	49
2. Kansas State	1993-2003	39
3. Miami	1985-88	36
4. Wisconsin	2003-13	35

LSU Is 45-2 In Non-Conference Games Under Les Miles

LSU holds a 45-2 record in non-conference games in **Les Miles'** tenure. LSU's only two non-conference losses under Miles came against Penn State in the Capital One Bowl to end the 2009 season and to Clemson in the Chick-fil-A Bowl on Dec. 31, 2012. Of the 45 wins under Miles against non-conference opponents, 13 have come against Top 25 teams, 37 have come by double-digits and LSU has scored 40 or more points in 27 of the 45 games.

LSU's 52-8 Under Les Miles When Winning The Turnover Battle

LSU is 52-8 under **Les Miles** when winning the turnover battle. Against ranked teams under Miles, LSU is 22-5 when having fewer turnovers than its opponent. LSU defeated No. 14 Wisconsin, 28-24, and forced two Badgers' turnovers while only committing one. The only eight losses for the Tigers under Miles when having fewer turnovers than their opponent have come against Mississippi State in 2014, Alabama and Clemson in 2012, Arkansas in 2008, Arkansas and Kentucky in 2007, Auburn in 2006 and Tennessee in 2005. In Miles' tenure at LSU, the Tigers have a combined turnover margin of +63. LSU was +20 in 2011 and +16 in 2012.

Colby Delahoussaye Picks Up Where He Left Off; Ranks Second Nationally in Career FG Percentage

Sophomore placekicker **Colby Delahoussaye**, a semifinalist for the Lou Groza Award as a redshirt freshman in 2013, continued his outstanding accuracy to open the 2014 season. He has nailed all four field goal attempts in 2014. He currently ranks No. 2 nationally in career field goal percentage at 94.4 (minimum 15 made among active players according to the NCAA). For his career, he is now 17-of-18 in field goals, including a perfect 4-for-4 mark on attempts from 40-49 yards. Last year as a freshman, Delahoussaye shattered the LSU record for most consecutive field goals to start a career by converting his first nine attempts. The previous record was seven straight by David Browndyke in 1986.

Active Career Field Goal Percentage National Leaders (Minimum 15 Made Field Goals)

1. Roberto Aguayo, So., Florida State - 96.6 percent (28-of-29)
2. Colby Delahoussaye, So., LSU - 94.4 percent (17-of-18)
3. Michael Geiger, So., Michigan State - 90.5 percent (19-of-21)
4. Jared Roberts, Sr., Colorado State - 86.8 percent (33-of-38)
5. Mike Hunnicutt, Sr., Oklahoma - 86.1 percent (68-of-79)

The Aussie Punting Connection

Since the 2011 season, LSU has had the unique connection of having an Australian native punter. Brad Wing, a native of Melbourne, was a 2011 first-team All-American and served as the Tigers' punter in 2012 as well. Junior **Jamie Keehn** took over punting duties in 2013 and will retain the starting position this season. Keehn, a native of Queensland, is the second-oldest player on the LSU team after turning 25 on August 4. Only walk-on senior defensive back **Luke Boyd** is older at 27. Keehn did not play high school football and did not start punting until August 2011. Wing and Keehn did not know each other until both arrived at LSU. Keehn, a preseason third team All-SEC selection, is averaging 46.6 yards per punt and has placed 13 of his 28 punts inside the 20-yard line through the first five games of the 2014 season.

LSU Is 55-0 Under Miles When Rushing For 100-Yards and Holding Opponents To Less Than 100 Yards

One look at LSU's results in relation to rushing the football and it's easy to figure out that head coach **Les Miles** is a former offensive lineman who understands the importance of running the football. In 124 games under Miles, LSU's success is easy to predict when it comes to net rushing yards. Get to 100 yards rushing and LSU will more than likely win as the Tigers are 94-9 under Miles when that happens. Hold the opponent to fewer than 100 yards and the Tigers are 56-4. An even more telling stat is that when LSU rushes for 100-plus yards and holds the opponents to fewer than 100 yards, the Tigers are 55-0. The following is a look at LSU's rushing numbers during the Miles era and have the Tigers have fared in those games:

Year	LSU 100+	LSU 100-	Opp 100+	Opp 100-	LSU 100+/Opp 100-
2005	10-0	1-2	3-1	8-1	7-0
2006	10-0	1-2	5-0	6-2	6-0
2007	11-2	1-0	3-2	9-0	8-0
2008	8-3	0-2	2-5	6-0	6-0
2009	8-0	1-4	7-4	2-0	2-0
2010	11-2	0-0	7-1	5-0	5-0

CAREER 100-YARD RECEIVING GAMES

Travin Dural • 83 • WR (3)
 151 vs. #14 Wisconsin, 2014
 140 vs. Sam Houston State, 2014
 124 vs. Mississippi State, 2014

Malachi Dupre • 15 • WR (1)
 120 vs. Mississippi State, 2014

CAREER 100-YARD RUSHING GAMES

Kenny Hilliard • 27 • RB (4)
 141 vs. North Texas, 2012
 116 vs. Idaho, 2012
 110 vs. #14 Wisconsin, 2014
 102 vs. #3 Arkansas, 2011

Terrence Magee • 18 • RB (3)
 149 vs. #9 Texas A&M, 2013
 108 vs. Kent State, 2013
 108 vs. Furman, 2013

Leonard Fournette • 7 • RB (1)
 122 vs. New Mexico State, 2014

TRUE FRESHMEN UNDER LES MILES

LSU coach **Les Miles** has never shied away from playing true freshmen. In his 10 years with the Tigers, a total of 100 true freshmen have seen action for LSU, including 17 in 2014. Here's the list of true freshmen who have played in their first year at LSU:

Year	Name
2005	(2) LB Darry Beckwith and RB Steven Korte
2006	(10) WR/RS Trindon Holliday, RB Charles Scott, DB Danny McCray, LB Jacob Cutrera, LB Perry Riley, TE Richard Dickson, WR Chris Mitchell, WR Jared Mitchell, DT Al Woods, and RB Keiland Williams.
2007	(7) PK Josh Jasper, PK Andrew Crutchfield, LT Jarvis Jones, RT Joseph Barksdale, WR Terrence Toliver, DB Chad Jones, DT Drake Nevis.
2008	(8) CB Patrick Peterson, CB Brandon Taylor, LB Ryan Baker, DB Kamell Hatcher, OT Greg Shaw, WR Deangelo Peterson, QB Jordan Jefferson, DB Derrick Bryant
2009	(6) WR Rueben Randle, S Craig Loston, DT Josh Downs, CB Morris Claiborne, QB/WR Russell Shepard, FB Dominique Allen
2010	(12) RB Alfred Blue, WR Kadron Boone, CB Tyrann Mathieu, FB Connor Neighbors, S Eric Reid, DB Tharold Simon, S Ronnie Vinson, RB Spencer Ware, WR James Wright, LB Luke Muncie, DE Justin Maclin, FB J.C. Copeland
2011	(9) WR Odell Beckham Jr., OG La'el Collins, PK James Hairston, RB Kenny Hilliard, DT Anthony Johnson, WR Jarvis Landry, RB Terrence Magee, DE Jermauria Rasco, S Ronald Martin
2012	(15) LB Kwon Alexander, OT Vadal Alexander, CB Jalen Mills, P Jamie Keehn, S Jerquinick Sandolph, LB Deion Jones, SNP Reid Ferguson, DL Danielle Hunter, LB Ronnie Feist, LB Lorenzo Phillips, S Corey Thompson, TE Dillon Gordon, CB Dwayne Thomas, LB Lamar Louis, RB Jeremy Hill.
2013	(14) LB Kendall Beckwith, DE Tashawn Bower, RB Jeryl Brazil, OT Josh Boutte, DB Rickey Jefferson, QB Anthony Jennings, FB Melvin Jones, DT Christian LaCouture, DE Lewis Neal, C Ethan Povic, LB Duke Riley, CB Rashard Robinson, TE DeSean Smith, CB Tre'Davious White
2014	(17) S Jamal Adams, LB Donnie Alexander, DE Deondre Clark, RB Leonard Fournette, PK Cameron Gamble, LB Clifton Garrett, DT Davon Godchaux, QB Brandon Harris, CB Ed Paris, WR Trey Quinn, WR Malachi Dupre, RB Darrel Williams, S Devin Voorhies, CB Russell Gage, WR D.J. Chark, DE Sione Teuhema, S John Battle

2011	13-0	0-1	4-1	8-0	9-0
2012	9-1	1-2	4-2	6-1	6-0
2013	10-1	0-2	6-3	4-0	4-0
2014	4-0	0-1	2-1	2-0	2-0
Totals	94-9	5-16	43-20	56-4	55-0

LSU is 42-4 Under Les Miles When A Running Back Reaches 100-Yards

LSU is 42-4 under **Les Miles** when a running back reaches 100 yards in a game. Of the running backs who make up the 2014 roster, LSU has eight career 100-yard games to its credit. **Kenny Hilliard** has four, **Terrence Magee** has three and **Leonard Fournette** has one. Hilliard ran for 110 yards in LSU's 28-24 victory over Wisconsin in the opener, and Fournette totaled 122 rushing yards against New Mexico State. LSU's only four losses under Miles when having a back reach the 100-yard mark came vs. Clemson in 2012 (Jeremy Hill, 124 yards), Alabama in 2012 (Hill, 107 yards); Georgia in 2008 (Charles Scott, 144 yards) and Arkansas in 2007 (Jacob Hester, 126 yards).

36 Tigers Have Seen Their First Career Playing Time This Season

LSU reloaded its roster yet again after losing a nation's best nine players to the 2014 NFL Draft. A total of 36 Tigers have seen the field for the first time this season, including 17 true freshmen: 33 **Jamal Adams** (special teams/defense), 48 **Donnie Alexander** (special teams: punt return), 90 **Maquedius Bain** (DT), 30 **John Battle** (S), 53 **Logan Boudreaux** (special teams), 82 **D.J. Chark** (WR), 61 **Alex Cheramie** (OL), 98 **Deondre Clark** (DE), 9 **John Diarse** (WR/special teams), 14 **Trent Domingue** (special teams: kickoff), 67 **Jevonte Domond** (OL), 15 **Malachi Dupre** (WR), 72 **Andy Dodd** (C), 7 **Leonard Fournette** (RB/special teams: kickoff return), 3 **Clifton Garrett** (special teams), 39 **Russell Gage** (special teams/CB), 36 **Cameron Gamble** (special teams), 99 **Greg Gilmore** (DT), 57 **Davon Godchaux** (DT), 6 **Brandon Harris** (QB), 97 **Frank Herron** (DT), 86 **Miquel James** (WR/RB), 44 **Colin Jeter** (TE), 16 **Brad Kragthorpe** (QB), 63 **K.J. Malone** (OL), 47 **John David Moore** (special teams), 24 **Ed Paris** (special teams), 93 **M.J. Patterson** (DE), 2 **Avery Peterson** (WR), 8 **Trey Quinn** (WR/special teams), 87 **Kevin Spears** (WR), 10 **Austin Suits** (special teams), 58 **Sione Teuhema** (DE), 57 **Cody Townsend** (OL), 35 **Devin Voorhies** (special teams/S) and 34 **Darrel Williams** (RB).

Eight First-Time Starters

Eight LSU players have made their first career starts this season (4 on offense, 2 on defense). WR **Malachi Dupre** became the latest when he made his first start against New Mexico State. Dupre is also the third true freshman to start this year, joining DT **Davon Godchaux** and wide receiver **Trey Quinn**.

Game	No. First-Time Starters (Players)
vs. #14 Wisconsin	4 (WR T. Dural, RG H. Fanaika, DT C. LaCouture, WR T. Quinn)
Sam Houston State	None
ULM	3 (DT D. Godchaux, LB D. Jones, LB D. Riley)
Mississippi State	None
New Mexico State	1 (WR M. Dupre)

LSU Features Four College Graduates on the Roster

Four current LSU players have already earned their undergraduate degree at the university. **Evan Washington** graduated in spring 2014, and **Connor Neighbors**, **Justin Maclin** and **Elliott Porter** graduated in summer 2014. Washington earned his degree in interdisciplinary studies, while Neighbors earned his in general business and Maclin and Porter graduated with sport administration degrees.

True Freshmen Play Big Roles at LSU Under Les Miles

LSU coach **Les Miles** has never shied away from playing true freshmen. In his 10 years with the Tigers, a total of 100 true freshmen have seen action for LSU, including 17 so far in 2014. Of the 100 true freshmen who have played under Miles, 30 have started at least once during their freshman season.

Most True Freshmen Starters by Year Under Les Miles

2012:	6 (Kwon Alexander, Vadal Alexander, Reid Ferguson, Jeremy Hill, Lamar Louis, Jalen Mills)
2013:	5 (Rickey Jefferson, Anthony Jennings, Ethan Povic, Rashard Robinson, Tre'Davious White)
2006:	4 (Jacob Cutrera, Richard Dickson, Charles Scott, Keiland Williams)
2014:	3 (Malachi Dupre, Davon Godchaux, Trey Quinn)
2010:	3 (Alfred Blue, Tyrann Mathieu, Eric Reid)
2011:	3 (Odell Beckham Jr., James Hairston, Jarvis Landry)
2007:	2 (Drake Nevis, Terrence Toliver)
2008:	2 (Jordan Jefferson, Deangelo Peterson)
2009:	2 (Dominique Allen, Rueben Randle)
2005:	0

Four LSU True Freshmen Score in the Same Game for the First Time in School History

When LSU beat Sam Houston State 56-0 on Sept. 6, something happened in the game that had previously never been accomplished in LSU history: Four true freshmen scored a touchdown in the same game. RB **Leonard Fournette** scored on a four-yard TD run in the first quarter, QB **Brandon Harris** scored on a 46-yard TD run in the second quarter, RB **Darrel Williams** scored on a one-yard TD run in the third quarter and WR **Malachi Dupre** hauled in an eight-yard TD pass from Harris in the fourth quarter. The previous high was three true freshmen against Rice on Sept. 25, 1982 when RB Dalton Hilliard, RB Gary James and TE Mitch Andrews scored touchdowns.

LSU Has Played 17 True Freshmen in 2014, Second-Most in the SEC

Through four games LSU has played a total of 17 true freshmen, a figure that ranks as the most in the 10 seasons under head coach **Les Miles**. The previous high for true freshmen in a season under Coach Miles was 15 in 2012. LSU's 17 currently ranks second this season among Southeastern Conference teams, only trailing Tennessee's 22 true freshmen. Here is a list of the most true freshmen played by SEC teams this season:

1. Tennessee - 22
2. LSU - 17
3. Texas A&M - 14
4. Arkansas - 12
4. Alabama - 12

No. 18 Tradition Passed Down to Terrence Magee

A tradition established in 2003 continues as senior running back **Terrence Magee** was voted to wear the No. 18 jersey for the 2014 season. Magee was presented the jersey by coach **Les Miles** following a vote of the coaching staff and former LSU No. 18s during the Tigers' first team meeting of fall camp on Sunday, Aug. 3. Magee is LSU's leading returning rusher after running for 626 yards and eight touchdowns a year ago. Jersey No. 18 was born when, in 2003, quarterback Matt Mauck guided LSU to its first national championship since 1958. His number became synonymous with success -- both on and off the field -- as well as a selfless attitude that has become the epitome of being an LSU football player. After his final year with the Tigers, Mauck passed the jersey number down to running back Jacob Hester, who then helped LSU to another national title in 2007. Here is a look at the jersey No. 18s:

Years	Player	Position
2003	Matt Mauck	QB
2004-07	Jacob Hester	RB
2008-09	Richard Dickson	TE
2010	Richard Murphy	RB
2011	Brandon Taylor	S
2012	Bennie Logan	DT
2013	Lamin Barrow	LB
2014	Terrence Magee	RB

LSU Leads All Colleges With 38 Players on Week 1 NFL Rosters

LSU led all colleges with 38 players on NFL opening weekend rosters, the NFL announced at the conclusion of the first week of competition. The 38 active NFL players in week one put the Tigers ahead of Southern Cal (37), Alabama (36), Georgia (34), Florida (33) and Florida State (33). LSU also led the NFL in number of defensive tackles with six and was tied for most defensive backs with nine. LSU has two active punters in the NFL, which ties with Miami and Tennessee for the most in the league.

LSU: The SEC's Winningest Team Since 2005

LSU is the winningest program in the SEC since the start of **Les Miles'** tenure as head coach in 2005 as the Tigers have posted a 99-25 mark during that span. The 99 victories for LSU are 10 better than Florida, while the Tigers are also tops in final poll rankings. LSU is also second nationally in wins since 2005 behind only Boise State (104) and tied with Ohio State (99).

Team	W-L	Bowls	SEC Titles	Top 25
LSU	99-25	9	2	8
Florida	89-31	8	2	6
Georgia	87-36	9	1	6
Auburn	83-37	7	2	5
South Carolina	80-41	8	0	4
Alabama	78-24	9	2	6
Arkansas	66-52	5	0	3
Tennessee	59-57	4	0	2
Mississippi State	58-58	5	0	1
Ole Miss	53-62	4	0	2
Kentucky	51-65	5	0	0
Vanderbilt	50-65	4	0	2

Wins Since 2005 (Nationally)

Boise State	104
LSU	99
Ohio State	99
Oregon	97
Oklahoma	97
Southern Cal	92
Virginia Tech	91
TCU	91
Texas	90
Wisconsin	90

SPECIAL TEAMS TDs UNDER MILES

LSU has recorded 20 special teams touchdown under **Les Miles**, including the most recent one when Odell Beckham Jr. became the first player in school history to return a missed field goal for a touchdown in 2013. LSU has scored at least one special teams touchdown in all nine previous seasons under Miles. LSU is 18-1 in games when scoring a special teams touchdown. The following is a breakdown of LSU's special teams touchdowns under Miles:

2013, UAB Odell Beckham Jr. 100-yard missed field goal return
LSU def. UAB, 56-17

2012, Ole Miss Odell Beckham Jr. 89-yard punt return
LSU def. Ole Miss, 41-35

2012, North Texas Odell Beckham Jr. 70-yard punt return
LSU def. North Texas, 41-14

2011, Georgia Tyrann Mathieu 62-yard punt return
LSU def. Georgia, 42-10

2011, Arkansas Tyrann Mathieu 92-yard punt return
LSU def. Arkansas, 41-17

2011, West Virginia Morris Claiborne 99-yard kickoff return
LSU def. West Virginia, 47-21

2011, Oregon Tyrann Mathieu 3-yard return of a fumbled punt
LSU def. Oregon, 40-27

2010, North Carolina Patrick Peterson 87-yard punt return
LSU def. North Carolina, 30-24

2010, West Virginia Patrick Peterson 60-yard punt return
LSU def. West Virginia, 20-14

2009, Miss. State Chad Jones 93-yard punt return
LSU def. Miss. State, 30-26

2009, Ole Miss Patrick Peterson 53-yard return of a blocked FG
LSU def. Ole Miss, 25-23

2009, Arkansas Trindon Holliday 87-yard punt return
LSU def. Arkansas, 33-30 (OT)

2008, North Texas Trindon Holliday 92-yard punt return
LSU def. North Texas, 41-3

2007, South Carolina Colt David 15-yard run on fake field goal
LSU def. South Carolina, 28-16

2007, Ole Miss Trindon Holliday 98-yard kickoff return
LSU def. Ole Miss, 41-24

2006, Fresno State Craig Davis 77-yard punt return
LSU def. Fresno State, 34-6

2006, Arkansas Trindon Holliday 92-yard kickoff return
LSU def. Arkansas, 31-26

2005, Arizona State Mario Stevenson 55-yard return of a blocked FG
LSU def. Arizona State, 35-31

2005, Arizona State Craig Steltz 29-yard return of a blocked punt
LSU def. Arizona State, 35-31

2005, Auburn Skyler Green 66-yard punt return
LSU def. Auburn, 20-17 (OT)

LSU's 20-Plus Yards Play Breakdown

BY PLAY

Pass.....	22
Rush.....	11
TOTAL.....	33

BY GAME

vs. Wisconsin.....	5
vs. Sam Houston State.....	6
vs. ULM.....	6
vs. Mississippi State.....	8
vs. New Mexico State.....	8
vs. Auburn.....	
vs. Florida.....	
vs. Kentucky.....	
vs. Ole Miss.....	
vs. Alabama.....	
vs. Arkansas.....	
vs. Texas A&M.....	

BY QUARTER

1st.....	6
2nd.....	10
3rd.....	7
4th.....	10

RUSHING

Leonard Fournette.....	4
Brandon Harris.....	2
Kenny Hilliard.....	2
Anthony Jennings.....	1
Terrence Magee.....	1
Darrel Williams.....	1

PASSING

Brandon Harris.....	12
Anthony Jennings.....	9
Terrence Magee.....	1

RECEIVING

Travin Dural.....	10
Malachi Dupre.....	5
John Diarse.....	3
Leonard Fournette.....	2
Trey Quinn.....	1
Darrel Williams.....	1

20 OR MORE YARD TOUCHDOWNS

Travin Dural.....	3
Malachi Dupre.....	3
John Diarse.....	1
Leonard Fournette.....	1
Brandon Harris.....	1
Kenny Hilliard.....	1
Darrell Williams.....	1

LSU's 20-Plus Yards Plays of 2014

Yards	Type	Player	Opponent	Qtr.
94	Pass	Travin Dural from Anthony Jennings	SHSU	1*
80	Pass	Travin Dural from Anthony Jennings	Wisc.	1*
49	Pass	Travin Dural from Anthony Jennings	Miss. St.	4
46	Run	Brandon Harris	SHSU	2*
44	Pass	Travin Dural from Anthony Jennings	Wisc.	3
44	Pass	Malachi Dupre from Terrence Magee	Miss. St.	1
40	Run	Leonard Fournette	SHSU	1
36	Pass	John Diarse from Anthony Jennings	Wisc.	4*
33	Pass	Leonard Fournette from Brandon Harris	NMSU	2
32	Pass	Travin Dural from Anthony Jennings	ULM	3
31	Pass	Malachi Dupre from Brandon Harris	Miss. St.	4*
30	Pass	Malachi Dupre from Brandon Harris	Miss. St.	4*
28	Run	Kenny Hilliard	Wisc.	4*
28	Pass	Travin Dural from Anthony Jennings	SHSU	1*
27	Pass	Travin Dural from Anthony Jennings	Wisc.	4
27	Run	Leonard Fournette	SHSU	4
27	Pass	Malachi Dupre from Brandon Harris	NMSU	2*
27	Pass	Trey Quinn from Brandon Harris	NMSU	3
26	Run	Kenny Hilliard	NMSU	3
25	Pass	Darrel Williams from Brandon Harris	Miss. St.	4
24	Run	Leonard Fournette	ULM	3*
23	Pass	John Diarse from Anthony Jennings	ULM	1
23	Run	Terrence Magee	NMSU	3
22	Pass	John Diarse from Brandon Harris	SHSU	3
22	Run	Darrel Williams	ULM	2*
22	Run	Anthony Jennings	ULM	2
22	Pass	Travin Dural from Anthony Jennings	Miss. St.	2
22	Pass	Travin Dural from Brandon Harris	Miss. St.	4
22	Pass	Travin Dural from Brandon Harris	NMSU	2
22	Pass	Malachi Dupre from Brandon Harris	NMSU	2
21	Run	Brandon Harris	NMSU	4
20	Pass	Leonard Fournette from Anthony Jennings	ULM	2
20	Run	Leonard Fournette	Miss. St.	2

*Denotes play resulted in touchdown.

GAME-BY-GAME NOTABLES

Opponent	Captains	Coin Toss	Kickoff/Receive	LSU 1st Poss.	Game Time (CT)	Game Length	Jerseys	Result
vs. Wisconsin	L. Collins, Magee, Welter, Rasco, Ferguson, Keehn	Loss	Receive	Punt	8:15 p.m.	3:28	White	W, 28-24
Sam Houston State	Hilliard, Neighbors, J. Collins, Delahoussaye	Loss	Kickoff	Touchdown	6:39 p.m.	3:10	White	W, 56-0
ULM	L. Collins, J. Hawkins, D. Thomas, J. Adams	Loss	Receive	Punt	6:02 p.m.	3:01	Purple	W, 31-0
Mississippi State	Hilliard, Jennings, Martin, Rasco, Riley	Loss	Receive	Punt	6:12 p.m.	3:37	White	L, 34-29
New Mexico State	Pocic, K. Alexander, D. Thomas, D. Jones	Loss	Kickoff	Fumble	6:39 p.m.	3:17	Purple	W, 63-7

BY THE NUMBERS

102,321

new stadium capacity after the south end zone project finished in summer of 2014. Also the largest crowd in Tiger Stadium history (lost to Miss. State, 34-29, on Sept. 20, 2014)

1,500

old dorm rooms below the east and west stands

.727

winning percentage after 564 home games (401-145-18)

89

89-yard punt return by Billy Cannon 50 years ago to beat Ole Miss on Halloween Night in 1959

91st

year of LSU football in Tiger Stadium dating back to 1924

89

times the crowd has exceeded 90,000 for a game

428

windows replaced on the North End of the stadium prior to the 2012 season

68-7

Saturday night record since 2000

60-8

home record under head coach Les Miles

15

undefeated home seasons, including four under Les Miles

9

trips by the "ESPN College GameDay" crew

6th

largest on-campus stadium in the nation (102,321)

7

times named the toughest place in the nation to play a road game by national media outlets

1

win over a No. 1 ranked team (def. Florida, 28-21, in 1997)

Tiger Stadium

COLLEGE FOOTBALL'S ULTIMATE SETTING



“THE SCARIEST PLACE TO PLAY IN AMERICA”

- ESPN.COM, ESPN COLLEGE FOOTBALL LIVE

Notables

- LSU began playing football in Tiger Stadium in 1924 and is currently in its 91st year in the venerable stadium. This season marks the 84th year LSU has played under the lights in Death Valley. The Tigers defeated Spring Hill, 35-0, on Oct. 3, 1931 in the first night game in the stadium's history.
- Head coach **Les Miles** is 43-3 in Saturday Night home games. The only losses were to two top-ranked teams -- No. 1 Florida on Oct. 10, 2009 and No. 1 Alabama on Nov. 3, 2012 -- and Mississippi State on Sept. 20, 2014. LSU's last non-conference home loss was to UAB on Sept. 23, 2000.
- Since national attendance figures began being kept in 1957, LSU has finished in the nation's top 10 in average attendance in 50 of the past 57 seasons.
- Since 1960, LSU owns a stellar 234-62-4 (.787) record in traditional Tiger Stadium night games. The Tigers are 32-25-3 (.558) at home during the day in that span.
- LSU has won 40 consecutive home games over non-conference opponents. **Les Miles** is 31-0 in non-conference home games.

Quotables

“I'm not sure what it was like to walk into the Coliseum, but I bet it was something like this. The best place in the world to watch a sporting event.”

- **Wright Thompson, ESPN Senior Writer**

“Dark. That combined with Tiger Stadium on a Saturday night is something loud, strange and holy. There is noise everywhere in stadiums from Eugene to Tuscaloosa. Only in Baton Rouge is there a living, breathing lurking in its grand, old stadium.”

- **Dennis Dodd, CBSSports.com**

“Best stadium -- Tiger Stadium, LSU. The pregame festivities, the deafening noise -- there's no other place like it.”

- **Matt Hayes, Sporting News**

“Death Valley is the pound-for-pound king of noise in college football. The place is just mind-numbingly loud for a ridiculous amount of time.”

- **Bruce Feldman, CBSSports.com**

“For three hours on Saturday night, I don't know that there has ever been an atmosphere in sports that I've been a part of that was as memorable to me. When you're there, you don't want to miss anything.”

- **Scott Van Pelt, ESPN**

The Last Meeting



Auburn	21
#6/7 LSU	35



Sept. 21, 2013 • Tiger Stadium • Baton Rouge, La. • 92,638

Hill Carries LSU Past Auburn in SEC Opener, 35-21

Jeremy Hill rushed for a career-high 184 yards as the No. 6/7 Tigers raced out to a 21-0 lead and then held off a late Auburn rally for a 35-21 victory in a rain-soaked Tiger Stadium. For the fourth straight game, LSU scored first as the Tigers took a 7-0 lead on their first possession of the game when Hill raced 49 yards for a TD on LSU's third play of the game. Auburn's punter muffed the snap on the next possession, giving LSU the ball at the Auburn 10-yard line. One play later, Hill scampered 10 yards for the score and a 14-0 LSU advantage. LSU stretched the lead to 21-0 after a 54-yard run by Hill set up a 1-yard scoring plunge by fullback **J.C. Copeland** early in the second quarter. The score remained that way until early in the third quarter when Auburn got its first points following a **Zach Mettenberger** interception. LSU answered the Auburn TD with a 7-play, 75-yard drive capped on a 6-yard run by Hill, extending the cushion back to three touchdowns at 28-7. Auburn pulled to within 28-14 on a 10-play, 94-yard drive. However, LSU answered again, this time going 81 yards on 7 plays capped with a Mettenberger 32-yard TD toss to **Jarvis Landry** to extend the margin to 35-14. Auburn scored midway through the fourth quarter to pull within 35-21. However, LSU's defense came up with an interception and then stopped Auburn on downs on its final two possessions to clinch the victory. For the game, LSU racked up 457 total yards (228 rushing, 229 passing). Mettenberger connected on 14-of-22 passes for 229 yards, one TD and an interception, his first of the year. Landry led the Tigers with seven receptions for 118 yards and a score. Defensively, LB **D.J. Welter** and LB **Lamin Barrow** each had 11 tackles to pace the Tigers.

	Scoring				
	1	2	3	4	F
Auburn	0	0	14	7	21
LSU	14	7	7	7	35

STATISTICAL COMPARISON

Category	LSU	AU	CONF. (NCAA) RANKING	
			LSU	AU
Record:	4-1	4-0	--	--
Conference:	0-1	1-0	--	--
Scoring Offense:	41.4	42.3	6(20)	4(15)
Total Offense:	462.8	480	8(39)	6(34)
Rushing Offense:	226.2	260.5	6(30)	4(17)
Passing Offense:	236.6	219.5	9(65)	11(77)
Scoring Defense:	13.0	16.3	2(6)	6(15)
Total Defense:	292.2	313.3	3(12)	4(20)
Pass Defense:	130.6	311.7	1(5)	13(114)
Rushing Defense:	161.6	90.8	12(70)	3(14)
KO Ret. Avg.:	23.9	21.4	7(30)	11(62)
Punt Ret. Avg.:	8.5	30.7	9(65)	1(1)
Time of Poss.:	33:25	29:17	2(12)	11(76)
3rd Down Conv.:	.419	.583	7(58)	2(2)
Opp. 3rd-D Conv.:	.270	.361	5(11)	10(53)
TO Margin:	+4	+5	6(28)	2(12)
Net Punting:	44.3	35.4	2(6)	14(97)
Fumbles Recovered:	6	2	3(14)	10(71)
Passes Intercepted:	6	7	3(19)	2(11)
Fumbles Lost:	4	3	11(84)	7(55)
Turnovers Gained:	12	9	1(7)	5(34)
Turnovers Lost:	8	4	12(74)	2(16)
Passing Efficiency:	167.0	164.8	4(13)	5(16)
Pass Efficiency Defense:	81.6	109.9	2(4)	5(24)
Fewest Penalties:	27	23	7(53)	3(37)
Fewest Yards Penalized:	227	213	8(56)	4(46)
Sacks:	2.0	2.25	8(67)	7(51)
Tackles for Losses:	5.8	6.8	10(68)	8(35)
First Downs:	115	98	5(23)	9(53)
Red Zone Offense:	.900	1.000	5(31)	1(1)
Red Zone Defense:	.667	.667	2(9)	2(9)

The Series: LSU leads 27-20-1

1901: AU, 28-0	Nov. 20 at Baton Rouge	1992: AU, 30-28	Sept. 19 at Auburn
1902: LSU, 5-0	Oct. 27 at Baton Rouge	1993: AU, 34-10	Sept. 18 at Baton Rouge
1903: AU, 12-0	Nov. 11 at Auburn	1994: AU, 30-26	Sept. 17 at Auburn
1908: LSU, 10-2	Oct. 31 at Auburn	1995: LSU, 12-6	Sept. 16 at Baton Rouge
1912: AU, 7-0	Nov. 9 at Mobile	1996: LSU, 19-15	Sept. 21 at Auburn
1913: AU, 7-0	Nov. 1 at Mobile	1997: AU, 31-28	Sept. 20 at Baton Rouge
1924: AU, 3-0	Oct. 25 at Birmingham	1998: LSU, 31-19	Sept. 19 at Auburn
1926: LSU, 10-0	Oct. 16 at Montgomery	1999: AU, 41-7	Sept. 18 at Baton Rouge
1927: LSU, 9-0	Oct. 15 at Montgomery	2000: AU, 34-17	Sept. 16 at Auburn
1934: LSU, 20-6	Oct. 13 at Baton Rouge	2001: LSU, 27-14	Dec. 1 at Baton Rouge
1935: LSU, 6-0	Nov. 2 at Baton Rouge	2002: AU, 31-7	Oct. 26 at Auburn
1936: LSU, 19-6	Nov. 14 at Birmingham	2003: LSU, 31-7	Oct. 25 at Baton Rouge
1937: LSU, 9-7	Nov. 13 at Baton Rouge	2004: AU, 10-9	Sept. 18 at Auburn
1938: AU, 28-6	Nov. 12 at Birmingham	2005: LSU, 20-17 (OT)	Oct. 22 at Baton Rouge
1939: AU, 21-7	Nov. 18 at Baton Rouge	2006: AU, 7-3	Sept. 16 at Auburn
1940: LSU, 21-13	Nov. 16 at Birmingham	2007: LSU, 30-24	Oct. 20 at Baton Rouge
1941: Tie, 7-7	Nov. 15 at Baton Rouge	2008: LSU, 26-21	Sept. 20 at Auburn
1942: AU, 25-7	Nov. 14 at Birmingham	2009: LSU, 31-10	Oct. 24 at Baton Rouge
1969: LSU, 21-20	Oct. 25 at Baton Rouge	2010: AU, 24-17	Oct. 23 at Auburn
1970: LSU, 17-9	Oct. 24 at Auburn	2011: LSU, 45-10	Oct. 22 at Baton Rouge
1972: LSU, 35-7	Oct. 14 at Baton Rouge	2012: LSU, 12-10	Sept. 22 at Auburn
1973: LSU, 20-6	Oct. 13 at Auburn	2013: LSU, 35-21	Sept. 21 at Baton Rouge
1980: LSU, 21-17	Oct. 11 at Baton Rouge	<i>At Baton Rouge: LSU leads, 16-5-1</i>	
1981: AU, 19-7	Oct. 10 at Auburn	<i>At Auburn: AU leads, 10-7</i>	
1988: LSU, 7-6	Oct. 8 at Baton Rouge	<i>At Other Sites: AU leads, 5-4</i>	
1989: AU, 10-6	Oct. 14 at Auburn	<i>Les Miles vs. Auburn: 7-2</i>	

LSU Tigers Depth Chart (Based on Game Starters)

OFFENSE

X	8	Trey Quinn	6-0	194	Fr.-HS
-or-	15	Malachi Dupre	6-3	187	Fr.-HS
	1	Quantavious Leslie	6-4	179	Sr.-SQ
	2	Avery Peterson	6-2	200	Fr.-RS
LT	70	La'el Collins	6-5	321	Sr.-2L
	71	Jonah Austin	6-6	330	Jr.-1L
-or-	63	K.J. Malone	6-3	289	Fr.-RS
LG	74	Vadal Alexander	6-6	340	Jr.-2L
	63	K.J. Malone	6-3	289	Fr.-RS
	78	Garrett Brumfield	6-4	309	Fr.-HS
C	55	Elliott Porter	6-4	297	Sr.-2L
	77	Ethan Pocic	6-7	301	So.-1L
	72	Andy Dodd	6-4	336	Fr.-RS
RG	69	Hoko Fanaika	6-6	330	Sr.-1L
-or-	75	Evan Washington	6-6	334	Sr.-1L
-or-	77	Ethan Pocic	6-7	301	So.-1L
RT	65	Jerald Hawkins	6-6	309	So.-1L
	76	Josh Boutte	6-5	340	So.-SQ
TE	85	Dillon Gordon	6-4	295	Jr.-2L
	84	Logan Stokes	6-5	255	Sr.-1L
-or-	89	DeSean Smith	6-5	242	So.-1L
-or-	41	Travis Dickson	6-3	237	Sr.-2L
Z	83	Travin Dural	6-2	192	So.-1L
	9	John Diarse	6-0	210	Fr.-RS
	82	D.J. Chark	6-2	184	Fr.-HS
	87	Kevin Spears	6-3	195	Fr.-RS
QB	10	Anthony Jennings	6-2	216	So.-1L
-or-	6	Brandon Harris	6-3	188	Fr.-HS
RB	27	Kenny Hilliard	6-0	232	Sr.-3L
-or-	18	Terrence Magee	5-9	217	Sr.-2L
	7	Leonard Fournette	6-1	230	Fr.-HS
	34	Darrel Williams	6-0	230	Fr.-HS
FB	43	Connor Neighbors	5-11	229	Sr.-2L
	49	Melvin Jones	6-2	258	So.-1L

DEFENSE

DE	94	Danielle Hunter	6-6	240	Jr.-2L
	98	Deondre Clark	6-3	244	Fr.-HS
	58	Sione Teuhema	6-4	232	Fr.-HS
DT	95	Quentin Thomas	6-4	303	Jr.-1L
-or-	57	Davon Godchaux	6-4	298	Fr.-HS
	97	Frank Herron	6-4	278	Fr.-RS
	99	Greg Gilmore	6-5	305	Fr.-RS
DT	91	Christian LaCouture	6-5	300	So.-1L
	92	Lewis Neal	6-1	255	So.-1L
	90	Maquedius Bain	6-4	299	Fr.-RS
DE	59	Jermauria Rasco	6-3	247	Sr.-3L
	46	Tashawn Bower	6-5	237	So.-1L
	54	Justin Maclin	6-4	240	Sr.-SQ
	93	M.J. Patterson	6-3	231	Fr.-RS
Sam	23	Lamar Louis	6-0	229	Jr.-2L
	40	Duke Riley	6-1	218	So.-1L
	48	Donnie Alexander	6-1	201	Fr.-HS
Mike	31	D.J. Welter	6-1	235	Sr.-1L
	52	Kendell Beckwith	6-2	245	So.-1L
	3	Clifton Garrett	6-2	242	Fr.-HS
Will	4	Kwon Alexander	6-2	227	Jr.-2L
	45	Deion Jones	6-1	220	Jr.-2L
	22	Ronnie Feist	6-1	224	Jr.-1L
CB	32	Jalen Collins	6-2	198	Jr.-2L
-or-	21	Rashard Robinson	6-3	177	So.-1L
	24	Ed Paris	6-1	208	Fr.-HS
S	28	Jalen Mills	6-0	194	Jr.-2L
	29	Rickey Jefferson	6-0	204	So.-1L
	12	Corey Thompson	6-2	218	Jr.-2L
	35	Devin Voorhies	6-2	208	Fr.-HS
S	26	Ronald Martin	6-2	220	Sr.-3L
	33	Jamal Adams	6-0	206	Fr.-HS
	13	Dwayne Thomas	6-0	182	So.-1L
CB	16	Tre'Davious White	5-11	191	So.-1L
	13	Dwayne Thomas	6-0	182	So.-1L
	39	Russell Gage	6-0	180	Fr.-HS

PRONUNCIATIONS

Players		
74	Vadal Alexander	OG
	vuh-Dall	
90	Maquedius Bain	DT
	muh-Quay-dee-us	
70	La'el Collins	OT
	Lah-ell	
42	Colby Delahoussaye	PK
	Dell-uh-hoos-ee	
9	John Diarse	WR
	Dee-arse	
14	Trent Domingue	PK
	Doe-mang	
15	Malachi Dupre	WR
	Mal-uh-kye Doo-ree	
83	Travin Dural	WR
	Tray-vin	
69	Hoko Fanaika	OG
	Hoe-koe fuh-Nye-kuh	
57	Davon Godchaux	DT
	duh-Vahn God-chaw	
94	Danielle Hunter	DE
	duh-NEEL	
91	Christian LaCouture	DT
	Lock-uh-chur	
15	Quantavious Leslie	WR
	Owan-tay-vee-us	
77	Ethan Pocic	C
	Poe-sick	
59	Jermauria Rasco	DE
	Jer-maw-ree-A	
58	Sione Teuhema	DE
	See-oh-nee Tuh-hoo-muh	
Coaches		
	Bradley Dale Peveto	ST
	Pea-vuh-toe	

SPECIAL TEAMS

PK	42	Colby Delahoussaye	5-10	176	So.-1L
	14	Trent Domingue	6-1	170	So.-SQ
KO	14	Trent Domingue	6-1	170	So.-SQ
-or-	36	Cameron Gamble	5-11	190	Fr.-HS
PR	16	Tre'Davious White	5-11	191	So.-1L
	8	Trey Quinn	6-0	194	Fr.-HS
HOLD	16	Brad Kragthorpe	6-0	200	Jr.-SQ
	13	Chris LaBorde	6-0	191	Jr.-SQ

KOR	7	Leonard Fournette	6-1	230	Fr.-HS
	18	Terrence Magee	5-9	217	Sr.-2L
P	38	Jamie Keehn	6-4	220	Jr.-2L
	14	Trent Domingue	6-1	170	So.-SQ
SNP	50	Reid Ferguson	6-2	236	Jr.-2L
	53	Logan Boudreaux	5-11	218	Jr.-SQ

LOCATION OF COACHES

On The Field	
Les Miles, head coach	
Frank Wilson, running backs	
Steve Ensminger, tight ends	
Brick Haley, defensive line	
Adam Henry, wide receivers	
Bradley Dale Peveto, special teams	
Corey Raymond, defensive backs	
Jeff Grimes, offensive line	
In The Press Box	
John Chavis, defensive coordinator	
Cam Cameron, offensive coordinator	



33

Jamal Adams
Safety

6-0 • 206 • Fr. • HS
Carrollton, Texas (Hebron HS)



TRUE FRESHMAN SEASON (2014)

Adams is one of 17 true freshmen to see action for the Tigers this season ... Garnered 18 tackles over his last four games which includes a season's best five stops versus Sam Houston State and New Mexico State ... Named a captain for the ULM game, the first freshman to earn that honor during the Les Miles era ... Added four stops during the ULM and Mississippi State games ... Six of his 18 tackles have come on special teams ... His six stops leads LSU's special teams.

CAREER HIGHS

Total tackles: 5, 2x (Last: New Mexico State, 2014; First: Sam Houston State, 2014)
Tackles for loss: 0
Sacks: 0

ADAMS' CAREER DEFENSIVE STATS

YEAR	G-GS	UT	AT	TT	TFL	SACKS	PBU	QBH	INT	FF	FR
2014	5-0	4	14	18	0.5-1	0	1	0	0	0	0-0
Totals	5-0	4	14	18	0.5-1	0	1	0	0	0	0-0



4

Kwon Alexander
Linebacker

6-2 • 227 • Jr. • 2L
Oxford, Ala. (Oxford HS)



- 2014 Preseason All-SEC Second Team (Coaches)
- 2014 Preseason All-SEC Third Team (Media)

JUNIOR SEASON (2014)

Alexander has served as LSU's starting WILL linebacker during four of five this season ... His 30 tackles hold the top spot on the defense ... Did not play against ULM ... Registered a team-leading eight tackles sparked by a career-high tying two stops for loss against No. 14 Wisconsin during the Advocare Texas Kickoff ... LSU's defense held the Badgers to 32 total yards on 19 plays over the final 27:24 of the contest as the Tigers erased a 17-point deficit ... Racked up a season's best 13 tackles versus Mississippi State ... Stripped MSU QB Dak Prescott on the opening play of the 2nd half which led to Danielle Hunter's 25-yard fumble recovery for a touchdown ... Secured a team-leading eight tackles against New Mexico State ... Moved from the SAM to the WILL linebacker position during the offseason ... Has started nine of LSU's last 11 games going back to the Georgia game in 2013.

K. ALEXANDER'S CAREER HIGHS

Total tackles: 14, Furman, 2013
Tackles for loss: 2.0, 2x (Last: vs. Wisconsin, 2014; First: Furman, 2013)
Sacks: 0

K. ALEXANDER IN THE SEC RANKINGS • SEPT. 29

7.5 Tackles Per Game • 9th

K. ALEXANDER'S CAREER DEFENSIVE STATS

YEAR	G-GS	UT	AT	TT	TFL	SACKS	PBU	QBH	INT	FF	FR
2012	7-2	8	4	12	1.0-2	0	1	1	0	1	2-15
2013	13-9	30	35	65	6.5-14	0	4	1	0	0	0-0
2014	4-4	12	18	30	2.0-2	0	0	2	0	1	0-0
Totals	24-15	50	57	107	9.5-18	0	5	4	0	2	2-15



74

Vadal Alexander
Offensive Guard

6-6 • 340 • Jr. • 2L
Buford, Ga. (Buford HS)



- 2014 Preseason All-SEC Second Team (Coaches & Media)
- 2014 Outland Trophy Watch List
- 2012 Freshman All-America Second Team (Scout.com)
- 2012 All-SEC Freshman Team (Coaches)

JUNIOR SEASON (2014)

Alexander has played in all 31 career games with 27 career starts which includes his last 17 outings at left guard dating back to the 2013 season opener against TCU ... Second among LSU's offensive lineman with 25.5 knockdowns ... Played all 67 snaps of the 2014 opener versus No. 14 Wisconsin and came away with five knockdowns ... Paved the way as Kenny Hilliard racked up 93 of his 110 rushing yards during the 4th quarter and LSU erased a 17-point second-half deficit versus the Badgers ... Amassed a season's best 7.5 knockdowns over 63 snaps against ULM.



52

Kendell Beckwith
Linebacker

6-2 • 245 • So. • 1L
Jackson, La. (East Feliciana HS)



SOPHOMORE SEASON (2014)

Beckwith has lined up at MIKE linebacker during all five games and has served as D.J. Welter's backup ... Collected 20 tackles which is 6th on the team ... Registered one tackle and a key five-yard rush on a fake punt attempt versus No. 14 Wisconsin during the 3rd quarter ... The five-yard rush gave the Tigers a first down and led to a field goal which sparked LSU's 17-point comeback against the Badgers ... Racked up a career-high seven tackles and added a sack versus Sam Houston State ... Notched six stops and a half tackle for loss against Mississippi State ... Returned his first career interception for a 29-yard touchdown versus New Mexico State during the 1st quarter ... One of eight SEC players to return an interception for a touchdown in 2014.

BECKWITH'S CAREER HIGHS

Total tackles: 7, Sam Houston State, 2014
Tackles for loss: 1.0, 3x, (Last: Mississippi State, 2014; First: Florida, 2013)
Sacks: 1.0, 2x, (Last: Sam Houston State, 2014; First: Florida, 2013)

BECKWITH'S CAREER DEFENSIVE STATS

YEAR	G-GS	UT	AT	TT	TFL	SACKS	PBU	QBH	INT	FF	FR
2013	12-0	5	6	11	1.0-8	1.0-8	0	0	0	1	0
2014	5-0	6	14	20	2.0-9	1.0-8	1	0	1-29	0	0
Totals	16-0	11	20	31	3.0-17	2.0-16	1	0	1-29	1	0



46

Tashawn Bower
Defensive End
 6-5 • 237 • So. • 1L
 Somerville, N.J. (Immaculata HS)



SOPHOMORE SEASON (2014)

Bower has seen action in all five games at left defensive end behind and has served as Jermauria Rasco's backup ... Collected 10 tackles over his last three outings ... Registered a career-high five stops versus New Mexico State ... Secured three tackles during LSU's SEC opener against Mississippi State ... Added half-tackles for loss during the ULM and New Mexico State games.

BOWER'S CAREER HIGHS

Total tackles: 5, New Mexico State, 2014
 Tackles for loss: 0.5, 2x (Last: New Mexico State, 2014; First: ULM, 2014)
 Sacks: 0

BOWER'S CAREER DEFENSIVE STATS

YEAR	G-GS	UT	AT	TT	TFL	SACKS	PBU	QBH	INT	FF	FR
2013	6-0	1	2	3	0	0	0	0	0	0	0
2014	5-0	4	6	10	1.0-2	0	0	1	0	0	0
Totals	11-0	5	8	13	1.0-2	0	0	1	0	0	0



98

Deondre Clark
Defensive End
 6-3 • 244 • Fr. • HS
 Oklahoma City, Okla. (Douglass HS)



TRUE FRESHMAN SEASON (2014)

Clark is one of 17 true freshmen to see action for the Tigers this season ... Provided valuable depth to LSU's defensive line ... Picked up two tackles during the Sam Houston State, ULM and New Mexico State games ... Added a pair of QB hurries against Sam Houston State ... Collected a half-tackle for loss versus New Mexico State.

CLARK'S CAREER HIGHS

Total tackles: 2, 3x (Last: New Mexico State, 2014; First: Sam Houston State, 2014)
 Tackles for loss: 0.5, New Mexico State, 2014
 Sacks: 0

CLARK'S CAREER DEFENSIVE STATS

YEAR	G-GS	UT	AT	TT	TFL	SACKS	PBU	QBH	INT	FF	FR
2014	5-0	0	6	6	0.5-0	0	0	3	0	0	0-0
Totals	5-0	0	6	6	0.5-0	0	0	3	0	0	0-0



32

Jalen Collins
Cornerback
 6-2 • 198 • Jr. • 2L
 Olive Branch, Miss. (Olive Branch HS)



• 2012 All-SEC Freshman Team (Coaches)

JUNIOR SEASON (2014)

After a strong preseason camp, Collins has started at left cornerback in three of five games this season ... The start for Collins against No. 14 Wisconsin was his first since the UAB game on Sept. 7, 2013 ... Secured a career-high tying six tackles and one PBU versus the Badgers ... LSU's defense held the Badgers to 32 total yards on 19 plays over the final 27:24 of the contest as the Tigers erased a 17-point deficit ... Tacked on three tackles and a PBU against Mississippi State.

COLLINS' CAREER HIGHS

Total tackles: 6, 2x (Last: vs. Wisconsin, 2014; First: Mississippi State, 2012)
 PBUs: 2, 2x (Last: Mississippi State, 2012; First: Idaho, 2012)
 Interceptions: 1, 2x (Last: Ole Miss, 2012; First: at Texas A&M, 2012)

COLLINS' CAREER DEFENSIVE STATS

YEAR	G-GS	UT	AT	TT	TFL	SACKS	PBU	QBH	INT	FF	FR
2012	13-1	15	15	30	0	0	6	0	2-9	0	0
2013	13-2	15	7	22	0	0	2	0	0	0	0
2014	5-3	8	6	14	1.0-2	0	2	0	0	0	0
Totals	31-6	38	28	66	1.0-2	0	10	0	2-9	0	0



70

La'el Collins
Offensive Tackle
 6-5 • 321 • Sr. • 2L
 Baton Rouge, La. (Redemptorist HS)



• 2014 Preseason All-SEC First Team (Coaches, Media)

- 2014 Lombardi Award Watch List
- 2014 Outland Trophy Watch List
- 2014 Senior CLASS Award Finalist
- 2013 All-SEC Second Team (Coaches)
- 2013 SEC Offensive Lineman of the Week (vs. TCU)
- 2012 All-SEC Honorable Mention (AP)
- 2012 SEC Co-Offensive Lineman of the Week (vs. Alabama)
- 2011 CBSSports.com Freshman All-American

SENIOR SEASON (2014)

Collins has started at left tackle during all five games ... Logged a team-leading 310 offensive snaps for the Tigers ... Racked up a team-leading 39.5 knockdowns and has had at least five in each game ... Paved the way as Kenny Hilliard amassed 93 of his 110 rushing yards during the 4th quarter, and LSU erased a 17-point second-half deficit during the Wisconsin game ... Collected 11.5 knockdowns on 55 snaps versus Sam Houston State ... Has played in 37 games and started 30 of LSU's last 31 games dating back to the 2012 season opener against North Texas on Sept. 1, 2012 ... Has made his last 18 starts at left tackle after spending his first two seasons at guard ... Possesses the skills to become one of the nation's top offensive linemen.



42

Colby Delahoussaye

Place Kicker

5-10 • 176 • So. • 1L

New Iberia, La. (New Iberia HS)



- 2014 Preseason All-SEC Second Team (Coaches, Media)
- 2014 Groza Award Watch List
- 2013 SEC Academic Honor Roll

REDSHIRT SOPHOMORE SEASON (2014)

Delahoussaye buried two field goals and two PATs versus No. 14 Wisconsin at the AdvoCare Texas Kickoff ... His 47-yard field goal during the 3rd quarter was the second-longest kick of his career ... One of two SEC placekickers to convert on all field goals attempts in 2014 ... Knocked home 17-of-18 career field goals and 79-of-81 career PATs ... Connected on eight straight field goal attempts ... Misses are a 31-yard FG attempt and a PAT versus Furman in 2013 along with a PAT against Sam Houston State ... Won placekicking battle during 2013 fall camp after he joined the Tigers as a walk-on in fall of 2012.

DELAHOUSSAYE'S CAREER HIGHS

Field Goals Made: 3, vs. TCU, 2013
 Field Goal Attempted: 3, vs. TCU, 2013
 Long FG: 49, at Georgia, 2013

SEC RANKINGS • SEPT. 29

23 PATs Made • T-3rd
 4 Field Goals Made • T-8th

DELAHOUSSAYE'S CAREER FIELD GOAL TOTALS

YEAR	FGM-FGA	1-19	20-29	30-39	40-49	50+	LG	PAT	POINTS
2013	13-14	0-0	6-6	4-5	3-3	0-0	49	56-57	95
2014	4-4	0-0	1-1	2-2	1-1	0-0	47	23-24	35
TOTALS	17-18	0-0	7-7	6-7	4-4	0-0	49	79-81	130



9

John Diarse

Wide Receiver

6-0 • 210 • Fr. • RS

Monroe, La. (Neville HS)



REDSHIRT FRESHMAN SEASON (2014)

Diarse was one of 12 players to make his career debut versus No. 14 Wisconsin at the AdvoCare Texas Kickoff ... Picked up two catches, 48 yards and a touchdown against the Badgers ... Broke four tackles en route to a 36-yard TD on a 3rd and 21 play at the 12:08 mark of the 4th quarter ... Added two more receptions during the Sam Houston State and ULM games ... Six of his seven receptions have resulted in either a first down or touchdown ... Redshirted in 2013 after he suffered an injury during fall camp.

DIARSE'S CAREER RECEIVING HIGHS

Receptions: 2, 3x (Last: ULM, 2014; First: vs. Wisconsin, 2014)
 Yards: 48, vs. Wisconsin, 2014
 Long: 36 (TD), vs. Wisconsin, 2014
 Touchdowns: 1, vs. Wisconsin, 2014

DIARSE'S CAREER RECEIVING STATS

YEAR	G-GS	REC.	YDS.	TD	LONG
2014	5-0	7	125	1	36 (TD)
Totals	5-0	7	125	1	36 (TD)



41

Travis Dickson

Tight End

6-3 • 237 • Sr. • 2L

Ocean Springs, Miss. (Ocean Springs HS)



- 2011 SEC Academic Honor Roll
- 2010 SEC Freshman Academic Honor Roll

SENIOR SEASON (2014)

Dickson is one of four players to see action in LSU's tight end rotation ... Caught a seven-yard pass but fumbled in the 2nd quarter of the Wisconsin game ... Played in 34 career games with one start during his career ... Younger brother of former LSU starting TE Richard Dickson who was a guest captain for the Mississippi State game.

DICKSON'S CAREER RECEIVING HIGHS

Receptions: 5, Ole Miss, 2012
 Yards: 69, Ole Miss, 2012
 Touchdowns: 0
 Long: 45, Auburn, 2013

DICKSON'S CAREER RECEIVING STATS

YEAR	G-GS	REC.	YDS.	TD	LONG
2011	6-0	1	10	0	10
2012	12-0	6	73	0	30
2013	12-1	5	109	0	45
2014	5-0	2	12	0	7
Totals	34-1	14	204	0	45



14

Trent Domingue

Place Kicker/Punter

6-1 • 170 • So. • SQ

Mandeville, La. (St. Paul's HS)



SOPHOMORE SEASON (2014)

Domingue has shared kickoff duties with Cameron Gamble ... 17 of his 23 kickoff attempts on the season have resulted in touchbacks ... Secured a season's best five touchbacks versus Sam Houston State and New Mexico State ... Serves as backup placekicker and punter who can serve in both roles when called upon.

DOMINGUE'S CAREER HIGHS


Kickoffs: 7, Sam Houston State, 2014
 Kickoff Yards: 452, Sam Houston State, 2014
 Kickoff Avg.: 64.7, New Mexico State, 2014
 Touchbacks: 5, 2x (Last: New Mexico State, 2014; First: Sam Houston State, 2014)

DOMINGUE'S CAREER KICKOFF STATS

YEAR	G-GS	NO.	YDS.	AVG.	TB	OB
2014	5-0	23	1481	64.4	17	0
Totals	5-0	23	1481	64.4	17	0



15
Malachi Dupre
Wide Receiver
6-3 • 187 • Fr. • HS
New Orleans, La. (John Curtis HS)



TRUE FRESHMAN SEASON (2014)

Dupre is one of 17 true freshmen to see action for the Tigers this season ... Missed the season-opener versus No. 14 Wisconsin ... Tallied nine receptions for 197 yards and four touchdowns over his last four outings ... Secured two receptions for 23 yards and a touchdown against Sam Houston State in his debut ... Hauled in an 8-yard TD pass from fellow freshman Brandon Harris in the 4th quarter ... Caught four passes for 120 yards and two scores against Mississippi State ... His TDs came from 31 yards and 30 yards out 28 seconds apart late in the 4th quarter ... First true freshman WR to go over 100 yards receiving during SEC opener since Jerel Myers had 13 receptions for 153 yards against Auburn in 1999 ... First LSU player to catch two-plus TDs or more touchdown passes in the SEC opener since Josh Reed hauled in two TDs at Auburn in 2000 ... Made his first career start versus New Mexico State where he notched three catches for 54 yards and a touchdown.

DUPRE'S CAREER RECEIVING HIGHS

Receptions: 4, Mississippi State, 2014
 Yards: 120, Mississippi State, 2014
 Long: 31, Mississippi State, 2014
 Touchdowns: 2, Mississippi State, 2014

DUPRE IN THE SEC RANKINGS • SEPT. 29


21.9 Yards Per Catch • 2nd
 4 Receiving Touchdowns • T-5th

DUPRE'S CAREER RECEIVING STATS

YEAR	G-GS	REC.	YDS.	TD	LONG
2014	4-0	9	197	4	44
Totals	4-0	9	197	4	44



83
Travin Dural
Wide Receiver
6-2 • 192 • So. • 1L
Breaux Bridge, La. (Breaux Bridge HS)



• **2014 Biletnikoff Award Watch List**

REDSHIRT SOPHOMORE SEASON (2014)

Dural has amassed 534 receiving yards and a team-leading five touchdowns over his five starts at wide receiver ... One of four players to make his first career start versus No. 14 Wisconsin ... Exploded for three catches, 151 yards and one touchdown ... Hauled in an 80-yard score with 4:47 remaining during the 1st quarter for LSU's first touchdown of the season ... At the time, the 80-yard touchdown matched the third-longest passing play in school history ... His three receptions resulted in 140 yards and a career-high three touchdowns against Sam Houston State ... Caught a 94-yard touchdown on LSU's first play from scrimmage during the Sam Houston State game ... The 94-yard scoring strike was the longest pass in program history which eclipsed an 82-yard touchdown pass from Steve Ensminger to Carlos Carson against Georgia on Oct. 14, 1978 ... Joined Carson as the only players in program history to have their first three receptions of a game go for touchdowns, Carson scored five touchdowns on five catches against Rice on Sept. 24, 1977 ... Came away with a career-best six receptions versus ULM and Mississippi State ... Added three receptions for 40 yards and a touchdown against New Mexico State ... For his career, Dural has had 23 of his 28 receptions result in either first downs or touchdowns.

DURAL'S CAREER RECEIVING HIGHS

Receptions: 6, 2x (Last: Mississippi State, 2014; First: ULM, 2014)
 Yards: 151, vs. Wisconsin, 2014
 Long: 94 (TD), Sam Houston State, 2014
 Touchdowns: 3, Sam Houston State, 2014

DURAL IN THE SEC RANKINGS • SEPT. 29

25.4 Yards Per Catch • 1st
 5 Receiving Touchdowns • T-1st
 534 Receiving Yards • 2nd
 106.8 Receiving Yards Per Game • 3rd
 21 Receptions • 8th
 105.8 All Purpose Yards Per Game • 10th
 4.2 Receptions Per Game • 15th

DURAL'S CAREER RECEIVING STATS

YEAR	G-GS	REC.	YDS.	TD	LONG
2013	12-0	7	145	2	49 (TD)
2014	5-5	21	534	5	94 (TD)
Totals	17-5	28	679	7	94 (TD)




69
Hoko Fanaika
Offensive Guard
6-6 • 330 • Sr. • 1L
Sacramento, Calif. (College of San Mateo)



SENIOR SEASON (2014)

Fanaika has started three of five games at right guard ... Was one of four players to make his first career start against No. 14 Wisconsin at the AdvoCare Texas Kickoff ... Played all 67 snaps and registered four knockdowns against the Badgers ... Amassed a season's best five knockdowns on 59 snaps versus ULM ... Tough and physical lineman who has great hands and power at the point of attack ... Punishing run blocker who has shown steady improvement in pass protection ... Saw action in 12 games as a reserve in 2013 ... Also starts on special teams for the Tigers.



50
Reid Ferguson
Long Snapper
6-2 • 236 • Jr. • 2L
Buford, Ga. (Buford HS)



• **2014 Phil Steele Preseason All-America Second Team**

JUNIOR SEASON (2014)

In his third season as LSU's starting long snapper ... Has handled all but one snap for the Tigers on punts and placekicks during the 2012, 2013 and 2014 seasons ... The lone exception was a punt against ULM during the 4th quarter.



7

Leonard Fournette
Running Back
 6-1 • 230 • Fr. • HS
 New Orleans, La. (Saint Augustine HS)



• 2014 Hornung Award Honor Roll (vs. ULM)

TRUE FRESHMAN SEASON (2014)

Fournette is one of 17 true freshmen to see action for the Tigers this season ... Leads the team with 322 rushing yards on 56 carries and tied with Kenny Hilliard for the team lead with four rushing touchdowns ... Serves as LSU's primary kickoff returner where he has averaged 23.9 yards per return ... Averages 129.4 all-purpose yards per game ... Piled up 117 yards on five returns against No. 14 Wisconsin ... Registered 13 carries, 92 yards and his first career rushing touchdown against Sam Houston State ... Scored from four yards out in the 2nd quarter after he dashed for a career-long 40-yard run on the previous play ... Added 32 receiving yards and 22 kickoff return yards en route to 146 all-purpose yards ... Earned Hornung Award Honor Roll Status after he came away with 112 all-purpose yards (52 rush, 20 receiving and a career-long 40-yard kick return) versus ULM ... Ripped off a season's best 122 yards on 18 carries and scored two touchdowns against New Mexico State ... Tacked on 33 receiving yards to claim a career-high 155 all-purpose yards.

FOURNETTE'S CAREER RUSHING HIGHS

Attempts: 18, New Mexico State, 2014
 Yards: 122, New Mexico State, 2014
 Touchdowns: 2, New Mexico State, 2014
 Long: 40, Sam Houston State, 2014

FOURNETTE'S CAREER RECEIVING HIGHS

Receptions: 2, Sam Houston State, 2014
 Yards: 33, New Mexico State, 2014
 Long: 33, New Mexico State, 2014
 Touchdowns: 0

FOURNETTE IN THE SEC RANKINGS • SEPT. 29

239 Kick Return Yards • 5th
 129.4 All Purpose Yards Per Game • 6th
 4 Rushing Touchdowns • T-6th
 23.9 Yards Per Kick Return • 7th
 322 Rushing Yards • 11th
 56 Rushing Attempts • 14th

FOURNETTE'S CAREER RUSHING STATS

YEAR	G-GS	ATT.	YDS.	TD	LONG
2014	5-0	56	322	4	40
Totals	5-0	56	322	4	40

FOURNETTE'S CAREER RECEIVING STATS

YEAR	G-GS	REC.	YDS.	TD	LONG
2014	5-0	5	86	0	33
Totals	5-0	5	86	0	33

FOURNETTE'S CAREER KICKOFF RETURN STATS

YEAR	G-GS	ATT.	YDS.	TD	LONG
2014	5-0	10	239	0	40
Totals	5-0	10	239	0	40



36

Cameron Gamble
Placekicker
 5-11 • 190 • Fr. • HS
 Flower Mound, Texas (Flower Mound HS)



TRUE FRESHMAN SEASON (2014)

Gamble is one of 17 true freshmen to see action this season ... Shared kickoff duties with Trent Domingue ... Produced three touchbacks on five attempts versus No. 14 Wisconsin ... Added three touchdowns on four attempts against New Mexico State ... Was rated as one of the top kickers for class of 2014.

GAMBLE'S CAREER HIGHS

Kickoffs: 5, vs. Wisconsin, 2014
 Kickoff Yards: 319, vs. Wisconsin, 2014
 Kickoff Avg.: 64.8, New Mexico State, 2014
 Touchbacks: 3, 2x (Last: New Mexico State, 2014; First: vs. Wisconsin, 2014)

GAMBLE'S CAREER KICKOFF STATS

YEAR	G-GS	NO.	YDS.	AVG.	TB	OB
2014	4-0	12	762	63.5	6	1
Totals	4-0	12	762	63.5	6	1



57

Davon Godchaux
Defensive Tackle
 6-4 • 298 • Fr. • HS
 Plaquemine, La. (Plaquemine HS)



TRUE FRESHMAN SEASON (2014)

Godchaux is one of 17 true freshmen to see action for the Tigers this season ... Broke into the starting lineup at defensive tackle during the ULM and New Mexico State games ... Collected 14 tackles over his first five games highlighted by four stops versus New Mexico State ... Forced a fumble during NMSU game ... Added a trio of three-tackle efforts against Sam Houston State, ULM and Mississippi State ... Secured his first half-tackle for loss during the ULM game.

GODCHAUX'S CAREER HIGHS

Total tackles: 4, New Mexico State, 2014
 Tackles for loss: 0.5, ULM, 2014
 Sacks: 0

GODCHAUX'S CAREER DEFENSIVE STATS

YEAR	G-GS	UT	AT	TT	TFL	SACKS	PBU	QBH	INT	FF	FR
2014	5-2	3	11	14	0.5-1	0	0	0	0	1	0
Totals	5-2	3	11	14	0.5-1	0	0	0	0	1	0



85

Dillon Gordon
Tight End

6-4 • 295 • Jr. • 2L
Edgard, La. (John Curtis HS)



JUNIOR SEASON (2014)

Gordon has been a starting tight end in 17 of the last 18 games dating back to the 2013 season opener against TCU ... Exceptional blocker with good pass-catching ability ... Has played in all 31 career games.

GORDON'S CAREER RECEIVING HIGHS

Receptions: 2, Furman, 2013
Yards: 36, Texas A&M, 2013
Long: 36, Texas A&M, 2013
Touchdowns: 0

GORDON'S CAREER RECEIVING STATS

YEAR	G-GS	REC.	YDS.	TD	LONG
2012	13-0	0	0	0	--
2013	13-12	6	88	0	36
2014	5-5	0	0	0	0
Totals	31-17	6	88	0	36



6

Brandon Harris
Quarterback

6-3 • 188 • Fr. • HS
Bossier City, La. (Parkway HS)



• 2014 SEC Freshman of the Week (vs. New Mexico State)

TRUE FRESHMAN SEASON (2014)

Harris is one of 17 true freshmen to see action for the Tigers this season ... Played one series in career debut versus No. 14 Wisconsin in the 2nd quarter ... Completed 4-of-5 passes for 62 yards and a touchdown against Sam Houston State ... Found fellow true freshman Malachi Dupre for an 8-yard TD pass in the 4th quarter ... Also rushed for a 46-yard touchdown midway thru the 3rd quarter ... Efficient 6-of-9 for 140 yards and two touchdowns in LSU's SEC opener against Mississippi State over the final 3:43 of the contest ... His two TDs from 31 and 30 yards to Dupre came 28 seconds apart ... First true freshman QB to throw two-plus TD passes in his first SEC outing since Jamie Howard tossed two TDs at Auburn in 1992 ... The last LSU QB to throw two-plus TDs in SEC opener was Jarrett Lee at Auburn in 2008 ... Led LSU to seven touchdown drives on seven possessions against New Mexico State ... Was 11-of-14 for 178 yards and three touchdowns ... First true freshmen QB in program history to throw for three TDs in a game.

HARRIS' CAREER PASSING HIGHS

Attempts: 14, New Mexico State, 2014
Completions: 11, New Mexico State, 2014
Yards: 178, New Mexico State, 2014
Touchdowns: 3, New Mexico State, 2014
Long: 33, New Mexico State, 2014

HARRIS' CAREER RUSHING HIGHS

Attempts: 5, 2x (Last: New Mexico State, 2014; First: Sam Houston State, 2014)
Yards: 53, Sam Houston State, 2014
Touchdowns: 2, New Mexico State, 2014
Long: 46, Sam Houston State, 2014

HARRIS IN THE SEC RANKINGS • SEPT. 29

243.0 Passing Efficiency • 1st
17.9 Yards Per Completion • 1st
73.3 Completion Percentage • 2nd
10.9 Total Offense Yards Per Play • 2nd
9 Total Offense Touchdowns • 9th
6 Passing Touchdowns • T-9th
6.8 Yards Per Rush • 12th
394 Passing Yards • 14th
22 Pass Completions • 15th

HARRIS' CAREER PASSING TOTALS

YEAR	G-GS	COMP.-ATT.-INT.	YDS.	TD	LONG
2014	5-0	22-30-1	394	6	33
Totals	5-0	22-30-1	394	6	33

HARRIS' CAREER RUSHING STATS

YEAR	G-GS	ATT.	YDS.	TD	LONG
2014	5-0	16	128	3	46
Totals	5-0	16	128	3	46



65

Jerald Hawkins
Offensive Tackle

6-6 • 309 • So. • 1L
Baldwin, La. (West St. Mary HS)



REDSHIRT SOPHOMORE SEASON (2014)

Hawkins has started as LSU's right tackle during the five games of the season ... Played 63 of 67 snaps with a trio of knockdowns against No. 14 Wisconsin ... Paved the way as Kenny Hilliard racked up 93 of his 110 rushing yards during the 4th quarter, and LSU erased a 17-point second-half deficit versus the Badgers ... Collected a season-high seven knockdowns against New Mexico State ... Has started all 18 of his career games (17 right tackle, 1 left tackle) ... His only start at left tackle came for La'el Collins against Furman on Oct. 26, 2013 ... Extremely agile lineman who possesses great strength and quickness.



27

Kenny Hilliard

Running Back

6-0 • 232 • Sr. • 3L

Patterson, La. (Patterson HS)



- 2011 All-SEC All-Freshman Team (Coaches)
- 2011 SEC Freshman of the Week (vs. Arkansas)

SENIOR SEASON (2014)

Hilliard has started LSU's first five games at running back ... Worked his way to 298 rushing yards on 57 carries which is second on the team and tied with Leonard Fournete for the team lead with four rushing touchdowns ... Racked up 110 rushing yards on 18 carries and scored one TD versus No. 14 Wisconsin ... Amassed 93 of his 110 yards during the fourth quarter highlighted by a 28-yard TD which ended up being the game-winning score with 9:41 remaining in the game ... It was Hilliard's fourth career 100-yard rushing effort and first since the Idaho game on September 15, 2012 ... Chipped in 55 yards on 11 carries with a touchdown against Sam Houston State ... Totaled 50 yards on 12 carries and one touchdown versus ULM ... Notched a 1-yard rushing TD against Mississippi State, his fourth straight game with a score ... LSU's most experienced running back with 1,408 career rushing yards and 25 touchdowns over his 42 appearances ... His 25 rushing TDs are two shy of tying LaBrandon Toefield (2000-02) for 10th on LSU's all-time list ... Nephew of former LSU and New Orleans Saints great Dalton Hilliard.

HILLIARD'S CAREER RUSHING HIGHS

Attempts: 19, Arkansas, 2011
Yards: 141, North Texas, 2012
Touchdowns: 3, at Mississippi State, 2013
Long: 71, Idaho, 2012

HILLIARD'S CAREER RECEIVING HIGHS

Receptions: 2, vs. Wisconsin, 2014
Yards: 22, vs. Wisconsin, 2014
Long: 12, vs. Wisconsin, 2014
Touchdowns: 1, vs. Georgia, 2011

HILLIARD IN THE SEC RANKINGS • SEPT. 29

4 Rushing Touchdowns • T-6th
57 Rushing Attempts • T-12th
298 Rushing Yards • 14th

HILLIARD'S CAREER RUSHING STATS

YEAR	G-GS	ATT.	YDS.	TD	LONG
2011	13-0	62	336	8	25
2012	12-1	82	464	6	71
2013	12-0	68	310	7	34
2014	5-5	57	322	4	28
Totals	42-6	269	1,408	25	71

HILLIARD'S CAREER RECEIVING STATS

YEAR	G-GS	REC.	YDS.	TD	LONG
2011	13-0	3	13	1	8
2012	12-1	3	21	0	10
2013	12-0	1	0	0	0
2014	5-5	3	25	0	12
Totals	42-6	10	59	1	12



94

Danielle Hunter

Defensive End

6-6 • 240 • Jr. • 2L

Katy, Texas (Morton Ranch HS)



- 2014 Preseason All-SEC Third Team (Coaches)
- 2013 SEC Defensive Lineman of the Week (vs. Florida)

JUNIOR SEASON (2014)

Hunter has started at defensive end in 15 consecutive games dating back to the Auburn game last season ... His 25 tackles are tied for third on the team, while his 4.5 tackles for loss hold the team's top spot ... Came away with seven tackles which included four solo stops against No. 14 Wisconsin during the AdvoCare Texas Kickoff ... LSU's defense held the Badgers to 32 total yards on 19 plays over the final 27:24 of the contest as the Tigers erased a 17-point deficit ... Registered seven stops and tied a career-high with 1.5 tackles for loss versus Sam Houston State ... Tallied six tackles and his first sack of the season against Mississippi State ... Recovered MSU QB Dak Prescott's fumble and returned it 25-yards for a touchdown on the first play of the 2nd half ... The last time LSU returned a fumble for a touchdown was Tyrann Mathieu with a 23-yard score versus Kentucky on Oct. 1, 2011.

HUNTER'S CAREER HIGHS

Total tackles: 8, Auburn, 2013
Tackles for loss: 1.5 (Last: Sam Houston State, 2014; First: vs. TCU, 2013)
Sacks: 1.0, 3x (Last: Mississippi State, 2014; First: Texas A&M, 2013)

HUNTER'S CAREER DEFENSIVE STATS

YEAR	G-GS	UT	AT	TT	TFL	SACKS	PBU	QBH	INT	FF	FR
2012	12-0	3	9	12	0	0	0	0	0	0	0
2013	13-10	19	38	57	8.0-32	3.0-20	2	5	0	1	0
2014	5-5	11	14	21	4.5-28	1.0-5	0	1	0	0	1
Totals	30-15	33	61	94	12.5-60	4.0-25	2	6	0	1	1



29

Rickey Jefferson

Safety

6-0 • 204 • So. • 1L

St. Rose, La. (Destrehan HS)



SOPHOMORE SEASON (2014)

Jefferson has been a key contributor to LSU's secondary in nickel and dime packages ... Recorded a quarterback hurry during the Wisconsin game ... Picked up his first career interception against Sam Houston State ... Compiled a career-high five tackles versus ULM ... Tacked on two tackles and a PBU against New Mexico State ... Also contributes on special teams.

JEFFERSON'S CAREER HIGHS

Total tackles: 5, ULM, 2014
Interceptions: 1, Sam Houston State, 2014
PBUs: 1, 3x (Last: New Mexico State, 2014; First: Arkansas, 2013)

JEFFERSON'S CAREER DEFENSIVE STATS

YEAR	G-GS	UT	AT	TT	TFL	SACKS	PBU	QBH	INT	FF	FR
2013	7-1	3	3	6	0.5-1	0-0	2	0	0	0	0
2014	5-0	4	6	10	0	0	1	1	1-18	0	0
Totals	12-1	7	9	16	0.5-1	0-0	3	1	1-18	0	0



10
Anthony Jennings
 Quarterback
 6-2 • 216 • So. • 1L
 Marietta, Ga. (Marietta HS)



• 2013 SEC Freshman of the Week (vs. Arkansas)

SOPHOMORE SEASON (2014)

Jennings has posted a 5-1 record as LSU's starting quarterback ... Converted on 9-of-21 passing for 239 yards and two touchdowns against No. 14 Wisconsin during the AdvoCare Texas Kickoff ... The nine completions, 239 yards and two touchdowns were all career-highs at the time ... Found Travin Dural for an 80-yard score with 4:47 remaining during the 1st quarter for LSU's first touchdown of the season ... At the time, the 80-yard touchdown matched the third-longest passing play in school history ... Also added a 36-yard scoring strike to John Diarse in the 4th quarter as LSU completed a 17-point comeback against the Badgers which tied for the fourth-largest comeback in school history since 1960 ... Tossed a career-best three touchdown passes versus Sam Houston State ... Fired a 94-yard TD to Dural on LSU's first play from scrimmage during the Sam Houston State game ... The 94-yard scoring strike was the longest pass in program history which eclipsed an 82-yard touchdown pass from Steve Ensminger to Carlos Carson against Georgia on Oct. 14, 1978 ... Was 13-of-26 for 157 yards versus Mississippi State in LSU's SEC opener ... The 13 completions were a career high for Jennings.

JENNINGS' CAREER PASSING HIGHS

Attempts: 26, Mississippi State, 2014
 Completions: 13, Mississippi State, 2014
 Yards: 239, vs. Wisconsin, 2014
 Touchdowns: 3, Sam Houston State, 2014
 Long: 94 (TD), Sam Houston State, 2014

JENNINGS' CAREER RUSHING HIGHS

Attempts: 11, Mississippi State, 2014
 Yards: 43, Sam Houston State, 2014
 Touchdowns: 1, 2x, (Last: vs. Iowa, 2014 Outback Bowl; First: vs. Florida, 2013)
 Long: 21 vs. Arkansas, 2013

JENNINGS IN THE SEC RANKINGS • SEPT. 29


17.5 Yards Per Completion • 2nd
 810 Total Offense Yards • 9th
 734 Passing Yards • 10th
 162.0 Total Offense Yards Per Game • 11th
 146.8 Passing Yards Per Game • 12th
 42 Pass Completions • 12th
 5 Passing Touchdowns • T-12th

JENNINGS' CAREER PASSING TOTALS

YEAR	G-GS	COMP.-ATT.-INT.	YDS.	TD	LONG
2013	9-1	13-29-1	181	1	49 (TD)
2014	5-5	42-83-3	734	5	94 (TD)
Totals	14-6	55-112-4	915	6	94 (TD)

JENNINGS' CAREER RUSHING STATS

YEAR	G-GS	ATT.	YDS.	TD	LONG
2013	9-1	19	18	1	21
2014	5-5	38	76	0	22
Totals	14-6	57	94	1	22



45
Deion Jones
 Linebacker
 6-1 • 220 • Jr. • 2L
 New Orleans, La. (Jesuit HS)



JUNIOR SEASON (2014)

Jones has played in all 31 career games and serves as a hard-hitting reserve linebacker who adds depth in the rotation ... Earned the starting nod at WILL linebacker for Kwon Alexander versus ULM ... Chipped in two tackles and a quarterback hurry versus No. 14 Wisconsin ... His QB hurry came on Wisconsin's final offense play on 3rd-and-12 which led to an incompletion during the 4th quarter ... Collected a career-high five tackles against Sam Houston State ... Also a contributor on special teams coverage units.

JONES' CAREER HIGHS

Total tackles: 5, Sam Houston State, 2014
 Tackles for loss: 1.0, 4x (Last: vs. Texas A&M, 2013; First: vs. North Texas, 2012)
 Sacks: 0

JONES' CAREER DEFENSIVE STATS

YEAR	G-GS	UT	AT	TT	TFL	SACKS	PBU	QBH	INT	FF	FR
2012	13-0	8	15	23	3.0-12	0	0	3	0	0	1-0
2013	13-0	6	9	15	1.0-6	0	0	1	0	0	0
2014	5-1	4	9	13	1.0-2	0	0	1	0	0	1-0
Totals	31-1	18	33	51	5.0-20	0	0	5	0	0	2-0



49
Melvin Jones
 Fullback
 6-2 • 258 • So. • 1L
 Lake Charles, La. (Washington-Marion HS)



SOPHOMORE SEASON (2014)

Jones has seen action at fullback in four of five games ... Listed behind Connor Neighbors on the depth chart ... Caught touchdowns on both of his career receptions: a 3-yard pass from Brandon Harris versus New Mexico State in 2014 and a 7-yard pass from Zach Mettenberger against Furman in 2013 ... Shifted from linebacker to fullback during 2013 fall camp ... Plays on special teams units ... Tremendous athlete with great size and speed.

JONES' CAREER RECEIVING HIGHS

Receptions: 1, 2x (Last: New Mexico State, 2014; First: Furman, 2013)
 Yards: 7, Furman, 2013
 Touchdowns: 1, 2x (Last: New Mexico State, 2014; First: Furman, 2013)
 Long: 7, Furman, 2013

JONES' CAREER RECEIVING STATS

YEAR	G-GS	REC.	YDS.	TD	LONG
2013	9-0	1	7	1	7
2014	4-0	1	3	1	3
Totals	13-0	2	10	2	7



38

Jamie Keehn
Punter

6-4 • 220 • Jr. • 2L
Miners Rest, Australia (The Rock Hampton GS)



- 2014 Preseason All-SEC Third Team (Coaches, Media)
- 2013 SEC Academic Honor Roll

JUNIOR SEASON (2014)

Keehn serves as LSU's starting punter for the second consecutive season ... Placed 13 of his 28 punts inside the 20-yard line on the season ... Boomed 12 additional punts over 50+ yards ... Had a career-high five punts downed inside the 20-yard line versus No. 14 Wisconsin ... Knocked a career-best 64-yard effort during the 2nd quarter against the Badgers ... Registered back-to-back career-high averages with 47.8 yards per punt versus ULM followed by 51.1 yards per punt against Mississippi State ... Registered a 62-yard punt during the MSU game in the 3rd quarter.

KEEHN'S CAREER HIGHS

Punts: 10 vs. Iowa, 2014 Outback Bowl
Punting Yards: 469 vs. Iowa, 2014 Outback Bowl
Punting Avg.: 51.1, Mississippi State, 2014
Long: 64, vs. Wisconsin, 2014
50+ Punts: 5, 3x, (Last: Mississippi State, 2014)
(First: vs. Clemson, 2012 Chick-fil-A Bowl)
i20-yard line: 5, vs. Wisconsin, 2014

KEEHN IN THE SEC RANKINGS • SEPT. 29

13 Punts Inside 20 • 1st
12 Punts 50-Plus Yards • 1st
46.6 Yards Per Punt • 2nd

KEEHN'S CAREER PUNTING TOTALS

YEAR	NO.	YDS.	AVG.	LG	I20	TB	50+
2012	12	524	43.7	58	3	1	6
2013	43	1,765	41.0	58	18	4	10
2014	28	1,306	46.6	64	13	0	12
Totals	83	3,595	43.31	64	34	5	28



91

Christian LaCouture
Defensive Tackle

6-5 • 300 • So. • 1L
Lincoln, Neb. (Lincoln Southwest HS)



SOPHOMORE SEASON (2014)

LaCouture has started all five games at defensive tackle ... One of four players and the only defensive player to make his first career start against No. 14 Wisconsin ... Contributed three tackles versus the Badgers ... Secured a career-best four stops and his first full tackle for loss during the Mississippi State game ... A talented prospect with outstanding size and strength at the point of attack.

LaCOUTURE'S CAREER HIGHS

Total tackles: 4, Mississippi State, 2014
Tackles for loss: 1.0, at Mississippi State, 2013
Sacks: 1.0, at Mississippi State, 2013

LaCOUTURE'S CAREER DEFENSIVE STATS

YEAR	G-GS	UT	AT	TT	TFL	SACKS	PBU	QBH	INT	FF	FR
2013	13-0	3	8	11	1.5-2	1.0-2	0	0	0	0	0
2014	5-5	2	11	13	1.0-1	0.5-1	2	1	0	0	0
Totals	18-5	5	19	24	2.5-3	1.5-3	2	1	0	0	0



23

Lamar Louis
Linebacker

5-11 • 229 • Jr. • 2L
Breaux Bridge, La. (Breaux Bridge HS)



JUNIOR SEASON (2014)

Louis has served as LSU's starting SAM linebacker in four of five games on the season ... Tallied two tackles against No. 14 Wisconsin at the AdvoCare Texas Kickoff ... It was Louis' first start since the Arkansas game on Nov. 23, 2012 ... Did not play versus ULM ... Secured three stops and a tackle for loss against New Mexico State ... Moved from MIKE to SAM linebacker position during the offseason.

LOUIS' CAREER HIGHS

Total tackles: 7, UAB, 2013
Tackles for loss: 1.0, New Mexico State, 2014
Sacks: 0

LOUIS' CAREER DEFENSIVE STATS

YEAR	G-GS	UT	AT	TT	TFL	SACKS	PBU	QBH	INT	FF	FR
2012	11-5	5	8	13	0	0	0	2	0	0	0
2013	13-0	11	14	25	0	0	0	0	0	0	2-0
2014	4-4	3	4	7	1.0-1	0	0	0	0	0	0
Totals	27-8	19	26	45	1.0-1	0	0	2	0	0	2-0



18

Terrence Magee
 Running Back
 5-9 • 217 • Sr. • 2L
 Franklinton, La. (Franklinton HS)



- 2014 Preseason All-SEC Second Team (Coaches, Media)
- 2014 Doak Walker Award Watch List
- 2013 SEC Offensive Player of the Week (vs. Texas A&M)

SENIOR SEASON (2014)

Magee has come away with 144 yards on 34 carries during LSU's first five games ... Churned out 43 yards on 12 carries against ULM ... Registered 62 yards on eight carries and his first touchdown of the season versus New Mexico State ... A gifted athlete who is coming off his most productive season at LSU where he finished second on the team with 626 rushing yards and eight rushing touchdowns ... Has all the tools necessary to be LSU's next 1,000-yard rusher ... Great vision and awareness; quick feet and elusive; runs hard and is a tough and durable back ... Also has tremendous hands and provides LSU with a threat in the passing game out of the backfield.

MAGEE'S RUSHING CAREER HIGHS

Attempts: 13, 2x (Last: Texas A&M, 2013; First: vs. TCU, 2013)
 Yards: 149, Texas A&M, 2013
 Touchdowns: 2, 3x (Last: Arkansas, 2013; First: vs. TCU, 2013)
 Long: 65, Texas A&M, 2013

MAGEE'S RECEIVING CAREER HIGHS

Receptions: 4, Mississippi State, 2014
 Yards: 29, Mississippi State, 2014
 Long: 17, Florida, 2013

MAGEE'S CAREER RUSHING STATS

YEAR	G-GS	ATT.	YDS.	TD	LONG
2011	5-0	27	133	1	35
2012	9-0	1	0	0	0
2013	13-0	86	626	8	65
2014	5-0	34	144	1	23
Totals	32-0	148	903	10	65

MAGEE'S CAREER RECEIVING STATS

YEAR	G-GS	REC.	YDS.	TD	LONG
2011	5-0	0	0	0	0
2012	9-0	1	7	0	7
2013	13-0	6	49	0	17
2014	5-0	5	33	0	13
Totals	32-0	12	89	0	17



26

Ronald Martin
 Safety
 6-2 • 220 • Sr. • 3L
 White Castle, La. (White Castle HS)



SENIOR SEASON (2014)

Martin has started at strong safety in all five games and picked up 29 tackles which are second on the team ... His start versus No. 14 Wisconsin was his first since the Furman game on Oct. 26, 2013 ... Collected five tackles and an interception during LSU's 28-24 comeback win over the Badgers ... Recorded his fourth career INT on 3rd-and-10 play with Wisconsin driving in LSU territory at the 6:45 mark of the 4th quarter ... LSU's defense held the Badgers to 32 total yards on 19 plays over the final 27:24 of the contest as the Tigers erased a 17-point deficit ... Racked up a career-high 13 tackles, a forced fumble and a quarterback hurry versus Mississippi State ... Notched six tackles and equaled a career-high with two PBUs against New Mexico State.

MARTIN'S CAREER HIGHS

Total tackles: 13, Mississippi State, 2014
 Tackles for loss: 0.5, twice (Last: vs. Idaho, 2012; First: vs. North Texas, 2012)
 Interceptions: 2, vs. Idaho, 2012
 PBUs: 2, 2x (Last: New Mexico State, 2014; First: at Mississippi State, 2013)

MARTIN'S CAREER DEFENSIVE STATS

YEAR	G-GS	UT	AT	TT	TFL	SACKS	PBU	QBH	INT	FF	FR
2011	3-0	2	1	3	0	0	2	0	0	0	0
2012	13-1	18	17	35	1.0-1	0	0	0	2-45	1	0
2013	8-7	20	18	38	0	0	4	0	1-0	1	1-0
2014	5-5	11	18	23	0	0	4	0	1-8	1	0
Totals	28-12	51	54	105	1.0-1	0	10	0	4-53	3	1-0



28

Jalen Mills
 Safety
 6-0 • 194 • Jr. • 2L
 DeSoto, Texas (DeSoto HS)



- 2014 Lott IMPACT Trophy Watch List
- 2013 Preseason All-SEC Third Team (Media)
- 2012 Freshman All-America First Team (Sporting News, CBSSports.com, FoxSportsNext.com)
- 2012 SEC Freshman of the Week (vs. Washington)

JUNIOR SEASON (2014)

Mills has started at free safety in all five games ... Started in 31 consecutive games to begin his career ... Extremely active with four tackles, one stop for loss, one interception and one quarterback hurry against No. 14 Wisconsin ... His sixth career INT came with 11:04 to go in the 4th quarter and led to LSU's go-ahead touchdown drive ... His QB hurry resulted in fellow safety Ronald Martin's INT on Wisconsin's next possession ... Collected seven tackles versus Mississippi State ... Secured four tackles and recovered a fumble against New Mexico State ... Moved to free safety leading into the 2014 Outback Bowl versus Iowa.

MILLS' CAREER HIGHS

Total tackles: 9, 3x (Last: Arkansas, 2013; First: at Arkansas, 2012)
 Interceptions: 1, 6x (Last: vs. Wisconsin, 2014; First: Washington, 2012)
 PBUs: 2, at Arkansas, 2012

MILLS' CAREER DEFENSIVE STATS

YEAR	G-GS	UT	AT	TT	TFL	SACKS	PBU	QBH	INT	FF	FR
2012	13-13	38	19	57	0	0	5	0	2-18	0	0
2013	13-13	45	22	67	4.0-23	3.0-21	3	0	3-(-6)	0	0
2014	5-5	8	11	19	1.5-1	0	1	1	1-0	0	1-36
Totals	31-31	91	52	143	5.5-24	3.0-21	9	1	6-12	0	1-36



92

Lewis Neal
Defensive End

6-1 • 255 • So. • 1L

Wilson, N.C. (James B. Hunt HS)



SOPHOMORE SEASON (2014)

Neal has seen action as a reserve defensive end in all five games for the Tigers ... Listed behind Christian LaCouture on the depth chart ... Recorded his first career tackle for loss against Sam Houston State ... Chipped in two tackles versus Mississippi State ... Very quick and explosive player off the line.

NEAL'S CAREER HIGHS

Total tackles: 4, UAB, 2013

Tackles for loss: 1.0, Sam Houston State, 2014

Sacks: 0.5, UAB, 2013

NEAL'S CAREER DEFENSIVE STATS

YEAR	G-GS	UT	AT	TT	TFL	SACKS	PBU	QBH	INT	FF	FR
2013	10-0	0	7	7	0.5-2	0.5-2	0	1	0	0	0
2014	5-0	1	2	3	1.5-4	0	0	0	0	0	0
Totals	15-0	1	9	10	2.0-6	0.5-2	0	1	0	0	0



43

Connor Neighbors
Fullback

5-11 • 229 • Sr. • 2L

Huntsville, Ala. (Huntsville HS)



SENIOR SEASON (2014)

Neighbors has started at fullback in all five games this season ... Has started in 12 of LSU's last 13 games dating back to the Mississippi State game on Oct. 5, 2013 ... Fifth-year senior who has logged action in 36 career games.

RUSHING CAREER HIGHS

Attempts: 1, 2x, (Last: at Mississippi State, 2013)

Yards: 1, vs. TCU, 2013

Touchdowns: 0

Long: 1, vs. TCU, 2013

RECEIVING CAREER HIGHS

Receptions: 2, vs. Iowa, 2014 Outback Bowl

Yards: 52, Kent State, 2013

Long: 52, Kent State, 2013

NEIGHBORS' CAREER RUSHING STATS

YEAR	G-GS	ATT.	YDS.	TD	LONG
2010	1-0	0	0	0	0
2011	4-0	0	0	0	0
2012	13-0	1	5	0	5
2013	13-7	2	1	0	1
2014	5-5	0	0	0	0
Totals	36-12	3	6	0	5

NEIGHBORS' CAREER RECEIVING STATS

YEAR	G-GS	REC.	YDS.	TD	LONG
2010	1-0	0	0	0	0
2011	4-0	0	0	0	0
2012	13-0	0	0	0	0
2013	13-7	7	92	0	52
2014	5-5	0	0	0	0
Totals	36-12	7	92	0	52



77

Ethan Pocić
Center/Guard

6-7 • 301 • So. • 1L

Lemont, Ill. (Lemont HS)



SOPHOMORE SEASON (2014)

Pocić started at center during LSU's first two games before moving to right guard during LSU's last two games ... Did not play versus ULM ... Played on all 67 snaps versus No. 14 Wisconsin and garnered a team-leading six knockdowns ... Racked up a season-high 11 knockdowns on 47 snaps against New Mexico State ... A strong and physical offensive lineman with exceptional quickness who has the ability to play anywhere on the offensive line.



55

Elliott Porter
Center

6-4 • 297 • Sr. • 2L

Waggaman, La. (Shaw HS)



• 2014 Rimington Trophy Watch List

SENIOR SEASON (2014)

After missing the first two games of the season, Porter has been LSU's starting center during the last three games ... Played all 66 snaps and posted four knockdowns versus ULM ... Collected seven knockdowns on 45 snaps against New Mexico State ... Logged action in 25 career games with 15 starts at center to his credit ... Started 12 of 13 games last season; only missed the Furman game on Oct. 26, 2013.



8

Trey Quinn
Wide Receiver

6-0 • 194 • Fr. • HS

Lake Charles, La. (Barbe HS)



TRUE FRESHMAN SEASON (2014)

Quinn is one of 17 true freshmen to see action for the Tigers this season ... Started at the X receiver position in four of five games ... Secured his first first career reception versus No. 14 Wisconsin in the 2nd quarter ... Hauled in a two-point conversion play at the 12:08 mark of the 4th quarter to pull LSU within 24-21 versus the Badgers ... Notched at least two receptions in four of his first five games ... Registered a season's best three catches for 46 yards against New Mexico State.

QUINN'S CAREER RECEIVING HIGHS

Receptions: 3, New Mexico State, 2014

Yards: 46, New Mexico State, 2014

Long: 27, New Mexico State, 2014

QUINN'S CAREER RECEIVING STATS

YEAR	G-GS	REC.	YDS.	TD	LONG
2014	5-4	10	119	0	27
Totals	5-4	10	119	0	27

QUINN'S CAREER RUSHING STATS

YEAR	G-GS	REC.	YDS.	TD	LONG
2014	5-4	2	11	0	9
Totals	5-4	2	11	0	9



59
Jermauria Rasco
 Defensive End
 6-3 • 247 • Sr. • 3L
 Shreveport, La. (Evangel Christian Academy)



• 2014 Preseason All-SEC Third Team (Coaches, Media)

SENIOR SEASON (2014)

Rasco has started at left defensive end in all five games ... His 2.5 tackles for loss are tied for second on the squad ... Picked up five tackles during LSU's 28-24 comeback victory over No. 14 Wisconsin at the AdvoCare Texas Kickoff ... LSU's defense held the Badgers to 32 total yards on 19 plays over the final 27:24 of the contest as the Tigers erased a 17-point deficit ... Added three tackles, a sack and a pair of quarterback hurries against ULM ... Totaled six stops versus Mississippi State ... Has started 18 straight games dating back to 2013 season opener against No. 20 TCU.

RASCO'S CAREER HIGHS

Total tackles: 7, Arkansas, 2013
 Tackles for loss: 1.0, 9x (Last: ULM, 2014; First: Auburn, 2011)
 Sacks: 1.0, 7x (Last: ULM, 2014; First: Auburn, 2011)

RASCO'S CAREER DEFENSIVE STATS

YEAR	G-GS	UT	AT	TT	TFL	SACKS	PBU	QBH	INT	FF	FR
2011	9-0	10	7	17	3.5-21	2.0-17	0	0	0	0	0
2012	13-0	2	8	10	2.0-3	0	0	1	0	1	0
2013	13-13	22	34	56	8.5-30	4.0-25	5	8	0	1	1-0
2014	5-5	6	13	19	2.5-11	2.0-10	0	4	0	0	0
Totals	40-18	40	62	102	16.5-65	8.0-52	5	13	0	2	1-0



40
Duke Riley
 Linebacker
 6-1 • 218 • So. • 1L
 Buras, La. (John Curtis HS)



SOPHOMORE SEASON (2014)


Riley is a speedy reserve linebacker that has the ability to put pressure on the quarterback and cover receivers down field ... Earned his first career start versus ULM at the SAM linebacker spot ... Racked up a career-high eight tackles in place of Lamar Louis ... Posted two tackles versus No. 14 Wisconsin at the AdvoCare Texas Kickoff ... Has seen action in all 18 career games ... Also a valuable member on LSU's special teams units ... Second on the team with five tackles on special teams.

RILEY'S CAREER HIGHS

Total tackles: 8, ULM, 2014
 Tackles for loss: 0.5, Auburn, 2013
 Sacks: 0

RILEY'S CAREER DEFENSIVE STATS

YEAR	G-GS	UT	AT	TT	TFL	SACKS	PBU	QBH	INT	FF	FR
2013	13-0	1	6	7	0.5-8	0	0	0	0	0	0
2014	5-1	4	11	15	0	0	0	0	0	0	0
Totals	18-1	5	17	22	0.5-8	0	0	0	0	0	0



21
Rashard Robinson
 Defensive Back
 6-3 • 177 • So. • 1L
 Pompano Beach, Fla. (Ely HS)



• 2014 Preseason All-SEC Third Team (Coaches, Media)
 • 2013 SEC Co-Freshman of the Week (vs. Texas A&M)

SOPHOMORE SEASON (2014)

Robinson has moved into the starting lineup during LSU's last two games at cornerback ... Did not play during LSU's 28-24 comeback win over No. 14 Wisconsin ... Equaled a career-best with three tackles against Mississippi State ... Added two stops versus New Mexico State ... Started two of LSU's final three games at cornerback during the 2013 season ... Lengthy cornerback with great speed and an aggressive mindset on the field.

ROBINSON'S CAREER HIGHS

Total tackles: 3, 2x (Last: Mississippi State, 2014; First: at Mississippi State, 2014)
 PBUs: 1, 3x (Last: vs. Iowa, 2014 Outback Bowl; First: at Mississippi State, 2013)
 Interceptions: 1, Texas A&M, 2013

ROBINSON'S CAREER DEFENSIVE STATS

YEAR	G-GS	UT	AT	TT	TFL	SACKS	PBU	QBH	INT	FF	FR
2013	12-2	12	4	16	0.5-0	0	3	0	1-0	0	0
2014	4-2	3	5	8	0	0	0	0	0	0	0
Totals	16-4	15	9	24	0.5-0	0	3	0	1-0	0	0



58
Sione Teuhema
 Defensive End
 6-4 • 232 • Fr. • HS
 Keller, Texas (Keller HS)



TRUE FRESHMAN SEASON (2014)

Teuhema is one of 17 true freshmen to see action for the Tigers this season ... Was extremely active during his career debut versus Sam Houston State where he garnered four tackles and two sacks during the 4th quarter ... His two sacks resulted in a loss of 19 yards.

TEUEHMA'S CAREER HIGHS

Total tackles: 4, Sam Houston State, 2014
 Tackles for loss: 2.0, Sam Houston State, 2014
 Sacks: 2.0, Sam Houston State, 2014)

TEUEHMA'S CAREER DEFENSIVE STATS

YEAR	G-GS	UT	AT	TT	TFL	SACKS	PBU	QBH	INT	FF	FR
2014	3-0	3	2	5	2.0-19	2.0-19	0	0	0	0	0
Totals	3-0	3	2	5	2.0-19	2.0-19	0	0	0	0	0



13

Dwayne Thomas
Cornerback
 6-0 • 182 • So. • 1L
 New Orleans, La. (O.P. Walker HS)



REDSHIRT SOPHOMORE SEASON (2014)

Thomas has been a key playmaker in LSU's nickel and dime packages ... Secured 24 tackles which are fourth on the team thru five games ... His 2.5 tackles for loss are tied for second on the squad ... Picked up five tackles which included a half stop for loss and one PBU versus No. 14 Wisconsin ... Racked up a career-high seven stops, notched his first career interception and registered a QB hurry against Sam Houston State ... Added six tackles, a sack and a fumble recovery versus Mississippi State ... Also a valuable contributor on special teams.

D. THOMAS' CAREER HIGHS

Total tackles: 7, Sam Houston State, 2014
 PBUs: 3, Auburn, 2013
 Sacks: 2.0, Furman, 2013
 Interceptions: 1, Sam Houston State, 2014

D. THOMAS' CAREER DEFENSIVE STATS

YEAR	G-GS	UT	AT	TT	TFL	SACKS	PBU	QBH	INT	FF	FR
2012	3-0	0	0	0	0	0	0	0	0	0	0
2013	11-0	6	4	10	4.0-24	3.0-23	5	1	0	2	0
2014	5-0	8	16	24	2.5-11	1.5-10	1	2	1-0	0	1-0
Totals	19-0	14	20	34	6.5-35	4.5-33	6	3	1-0	2	1-0



95

Quentin Thomas
Defensive Tackle
 6-4 • 303 • Jr. • 1L
 Breaux Bridge, La. (Breaux Bridge HS)



JUNIOR SEASON (2014)

Thomas has started at right defensive tackle in three of five games ... Recorded a tackle during his three outings on LSU's front four ... Notched two tackles versus Mississippi State ... Did not play against New Mexico State ... Served as backup behind Ego Ferguson for a majority of the 2013 season.

Q. THOMAS' CAREER HIGHS

Total tackles: 4, UAB, 2013
 Tackles for loss: 0.5, Furman, 2013
 Sacks: 0

Q. THOMAS' CAREER DEFENSIVE STATS

YEAR	G-GS	UT	AT	TT	TFL	SACKS	PBU	QBH	INT	FF	FR
2012	3-0	0	1	1	0	0	0	0	0	0	0
2013	11-1	3	6	9	0.5-3	0	2	0	0	0	1-0
2014	4-3	1	4	5	0	0	0	0	0	0	0
Totals	17-4	4	11	15	0.5-3	0	2	0	0	0	1-0



31

D.J. Welter
Linebacker
 6-1 • 235 • Sr. • 1L
 Crowley, La. (Notre Dame HS)



SENIOR SEASON (2014)

Welter has served as LSU's starting MIKE linebacker in 18 consecutive games over the last two seasons ... His 25 tackles are tied for third on the team ... Notched five tackles and one PBU versus No. 14 Wisconsin at the AdvoCare Texas Kickoff ... His PBU came on Wisconsin's final offense play on 3rd and 12 during the 4th quarter ... LSU's defense held the Badgers to 32 total yards on 19 plays over the final 27:24 of the contest as the Tigers erased a 17-point deficit ... Tallied four tackles highlighted by a sack and a forced fumble against Sam Houston State ... Came away with six tackles during LSU's SEC opener versus Mississippi State ... Collected a season's best eight tackles and recovered a fumble against New Mexico State ... Solid linebacker who has good instincts.

WELTER'S CAREER HIGHS

Total tackles: 11 vs. Auburn, 2013
 Tackles for loss: 1.0, 3x (Last: Sam Houston State, 2014; First: Kent State, 2013)
 Sacks: 1.0, 3x, (Last: Sam Houston State, 2014; First: Kent State, 2013)

WELTER'S CAREER DEFENSIVE STATS

YEAR	G-GS	UT	AT	TT	TFL	SACKS	PBU	QBH	INT	FF	FR
2011	7-0	1	4	5	0	0	0	0	0	0	0
2012	1-0	0	2	2	0	0	0	0	0	0	0
2013	13-13	25	55	80	4.0-11	2.0-8	1	3	0	0	0
2014	5-5	5	20	25	1.0-11	1.0-11	1	1	0	1	1-0
Totals	26-18	31	81	112	5.0-22	3.0-19	2	4	0	1	1-0



34

Darrel Williams
Running Back
 6-0 • 230 • Fr. • HS
 Marrero, La. (John Ehret HS)



TRUE FRESHMAN SEASON (2014)

Williams is one of 17 true freshmen to see action for the Tigers this season ... Secured 165 rushing yards on 33 carries and scored three touchdowns ... Made an instant impact and rushed for 65 yards on 14 carries in his career debut versus Sam Houston State ... Added a 1-yard touchdown during the 3rd quarter ... The 65 rushing yards were the sixth-most by a LSU true freshman in his debut ... Garnered 37 yards on seven carries and scored two more touchdowns highlighted by a 22-yard scamper against ULM in the 2nd quarter ... Picked up 59 yards on 10 carries versus New Mexico State.

WILLIAMS' CAREER RUSHING HIGHS

Attempts: 14, Sam Houston State, 2014
 Yards: 65, Sam Houston State, 2014
 Touchdowns: 2, ULM, 2014
 Long: 22, ULM, 2014

WILLIAMS' CAREER RUSHING STATS

YEAR	G-GS	ATT.	YDS.	TD	LONG
2014	4-0	33	165	3	22
Totals	4-0	33	165	3	22

WILLIAMS' CAREER RECEIVING STATS

YEAR	G-GS	REC.	YDS.	TD	LONG
2014	4-0	3	49	0	25
Totals	4-0	3	49	0	25



16

Tre'Davious White

Defensive Back

5-11 • 191 • So. • 1L

Shreveport, La. (Green Oaks HS)



- 2014 Preseason All-SEC Second Team (Coaches)
- 2014 Thorpe Award Watch List
- 2014 Sports Illustrated Preseason All-America Second Team
- 2014 Athlon Sports Preseason All-America Third Team
- 2013 All-SEC Freshman Team (Coaches)

SOPHOMORE SEASON (2014)

White has started at right cornerback during LSU's first five games ... Totaled three tackles along with a PBU versus No. 14 Wisconsin during the AdvoCare Texas Kickoff ... Collected four tackles which included one stop for loss versus ULM ... Has started 16 straight games at cornerback dating back to the Kent State game on Sept. 14, 2013 ... Recorded his first interception of the season during the 1st quarter versus New Mexico State ... Also served as LSU's punt returner and broke a season's best 30-yard return against Sam Houston State.

WHITE'S CAREER HIGHS

Total tackles: 8, Arkansas, 2013

PBUs: 2, 2x (Last: at Ole Miss, 2013; First: at Mississippi State, 2013)

INT: 1, 3x (Last: New Mexico State, 2014; First: at Mississippi State, 2013)

WHITE'S CAREER DEFENSIVE STATS

YEAR	G-GS	UT	AT	TT	TFL	SACKS	PBU	QBH	INT	FF	FR
2013	13-11	39	16	55	2.5-3	0	7	0	2-40	1	0
2014	5-5	8	5	13	2.0-2	0	3	1	1-0	0	0
Totals	18-16	47	21	68	4.5-5	0	10	1	3-40	1	0

WHITE'S CAREER PUNT RETURN STATS

YEAR	G-GS	ATT.	YDS.	TD	LONG
2014	5-0	12	104	0	30
Totals	5-0	12	104	0	30

THE LAST TIME LSU ... (ALL GAMES)

Scoring

Scored 30 or more points	63 vs. New Mexico State (9/27/14)
Scored 40 or more points	63 vs. New Mexico State (9/27/14)
Scored 50 or more points	63 vs. New Mexico State (9/27/14)
Scored 60 or more points	63 vs. New Mexico State (9/27/14)
Scored 70 or more points	70 vs. Arkansas State (10/12/90)

Total Offense

Had more than 400 total yards	563 vs. New Mexico State (9/27/14)
Had more than 450 total yards	563 vs. New Mexico State (9/27/14)
Had more than 500 total yards	563 vs. New Mexico State (9/27/14)
Had more than 550 total yards	563 vs. New Mexico State (9/27/14)
Had more than 600 total yards	672 vs. Furman (10/26/13)
Had more than 650 total yards	672 vs. Furman (10/26/13)
Had more than 700 total yards	746 vs. Rice (09/24/77)

Rushing Offense

Rushed for 150 or more yards	363 vs. New Mexico State (9/27/14)
Rushed for 200 or more yards	363 vs. New Mexico State (9/27/14)
Rushed for 250 or more yards	363 vs. New Mexico State (9/27/14)
Rushed for 300 or more yards	363 vs. New Mexico State (9/27/14)
Rushed for 350 or more yards	363 vs. New Mexico State (9/27/14)
Rushed for 400 or more yards	400 vs. Kentucky (11/01/97)
Rushed for 425 or more yards	433 vs. Houston (09/07/96)
Rushed for 500 or more yards	503 vs. Oregon (10/22/77)

Passing Offense

Passed for 250 or more yards	341 vs. Mississippi State (9/20/14)
Passed for 300 or more yards	341 vs. Mississippi State (9/20/14)
Passed for 350 or more yards	372 at Georgia (09/28/13)
Passed for 400 or more yards	444 vs. Illinois (01/01/02 - Sugar Bowl)
Passed for 450 or more yards	528 at Alabama (11/03/01)
Passed for 500 or more yards	528 at Alabama (11/03/01)

Scoring Defense

Allowed 0 points	0 vs. ULM (9/13/14)
Allowed 3 or fewer points	0 vs. ULM (9/13/14)
Allowed 7 or fewer points	7 vs. New Mexico State (9/27/14)
Allowed 10 or fewer points	7 vs. New Mexico State (9/27/14)
Allowed 14 or fewer points	7 vs. New Mexico State (9/27/14)

Total Defense

Allowed fewer than 75 total yards	70 vs. Louisiana-Lafayette (10/05/02)
Allowed fewer than 100 total yards	93 vs. ULM (9/13/14)
Allowed fewer than 125 total yards	93 vs. ULM (9/13/14)
Allowed fewer than 150 total yards	93 vs. ULM (9/13/14)
Allowed fewer than 175 total yards	93 vs. ULM (9/13/14)
Allowed fewer than 200 total yards	93 vs. ULM (9/13/14)
Allowed fewer than 225 total yards	93 vs. ULM (9/13/14)
Allowed fewer than 250 total yards	93 vs. ULM (9/13/14)
Allowed fewer than 275 total yards	274 vs. New Mexico State (9/27/14)
Allowed fewer than 300 total yards	274 vs. New Mexico State (9/27/14)

Rushing Defense

Allowed 0 or fewer yards	-4 vs. Northwestern State (09/10/11)
Allowed 10 or fewer yards	-4 vs. Northwestern State (09/10/11)
Allowed 20 or fewer yards	16 vs. ULM (9/13/14)
Allowed 30 or fewer yards	16 vs. ULM (9/13/14)
Allowed 40 or fewer yards	16 vs. ULM (9/13/14)
Allowed 50 or fewer yards	16 vs. ULM (9/13/14)
Allowed 60 or fewer yards	16 vs. ULM (9/13/14)
Allowed 70 or fewer yards	16 vs. ULM (9/13/14)
Allowed 80 or fewer yards	16 vs. ULM (9/13/14)
Allowed 90 or fewer yards	16 vs. ULM (9/13/14)
Allowed 100 or fewer yards	16 vs. ULM (9/13/14)

THE LAST TIME LSU ... (ALL GAMES)

Passing Defense

Allowed 0 passing yards	0 vs. Alabama (11/06/71)
Allowed 50 or fewer yards	50 vs. Wisconsin (8/30/14)
Allowed 100 or fewer yards	77 vs. ULM (9/13/14)
Allowed 150 or fewer yards	102 vs. New Mexico State (9/27/14)
Allowed 175 or fewer yards.....	102 vs. New Mexico State (9/27/14)
Allowed 200 or fewer yards	102 vs. New Mexico State (9/27/14)

Individual Rushing

Had a player rush for 100 or more yards	122 by Leonard Fournette vs. New Mexico State (9/27/14)
Had a player rush for 150 or more yards	216 by Jeremy Hill vs. Iowa (1/1/14 - Outback Bowl)
Had a player rush for 200 or more yards.....	216 by Jeremy Hill vs. Iowa (1/1/14 - Outback Bowl)
Had a player rush for 225 or more yards	250 by Alley Broussard vs. Ole Miss (11/20/04)
Had a player rush for 2 or more TDs	2 by Leonard Fournette vs. New Mexico State (9/27/14)
Had a player rush for 3 or more TDs	3 by Kenny Hilliard at Mississippi State (10/05/13)
Had a player rush for 4 or more TDs	4 by Domanick Davis vs. Illinois (01/01/02 - Sugar Bowl)
Had a player rush for 5 or more TDs	5 by Kevin Faulk at Kentucky (11/01/97)

Individual Passing

Had a player pass for 200 or more yards.....	239 by Anthony Jennings vs. Wisconsin (8/30/14)
Had a player pass for 250 or more yards	328 by Zach Mettenberger vs. Furman (10/26/13)
Had a player pass for 300 or more yards.....	328 by Zach Mettenberger vs. Furman (10/26/13)
Had a player pass for 350 or more yards	372 by Zach Mettenberger at Georgia (09/28/13)
Had a player pass for 400 or more yards	444 by Rohan Davey vs. Illinois (01/01/02 - Sugar Bowl)
Had a player pass for 450 or more yards.....	528 by Rohan Davey at Alabama (11/03/01)
Had a player pass for 500 or more yards	528 by Rohan Davey at Alabama (11/03/01)
Had a player pass for 2 or more TDs	3 by Brandon Harris vs. New Mexico State (9/27/14)
Had a player pass for 3 or more TDs	3 by Brandon Harris vs. New Mexico State (9/27/14)
Had a player pass for 4 or more TDs.....	5 by Zach Mettenberger vs. UAB (09/07/13) - school record
Had a player complete 20 passes.....	25 by Zach Mettenberger at Mississippi State (10/05/13)
Had a player complete 25 passes	25 by Zach Mettenberger at Mississippi State (10/05/13)
Had a player complete 30 passes.....	31 by Rohan Davey vs. Illinois (01/01/02 - Sugar Bowl)
Had a player complete 35 passes	35 by Rohan Davey at Alabama (11/03/02)
Had a player complete 15 straight passes	17 by Rohan Davey vs. Arkansas-6 (11/26/99), vs. Western Carolina-11 (09/02/00)
.....	17 by Matt Mauck vs. Arizona-11 (09/06/03), vs. Western Illinois-6 (09/13/03)
Had a player throw 30 passes.....	33 by Zach Mettenberger at Ole Miss (10/19/13)
Had a player throw 35 passes.....	37 by Zach Mettenberger at Georgia (09/28/13)
Had a player throw 40 passes	47 by Matt Flynn vs. Arkansas (11/23/07)
Had a player throw 45 passes	47 by Matt Flynn vs. Arkansas (11/23/07)
Had a player throw 50 passes	53 by Rohan Davey vs. Illinois (01/01/02 - Sugar Bowl)

Individual Receiving

Had a player with 9 or more receptions in a game	9 by Odell Beckham Jr. at Mississippi State (10/05/13)
Had a player with 10 or more receptions in a game.....	10 by Jarvis Landry at Georgia (09/28/13)
Had a player with 11 or more receptions in a game	12 by Brandon LaFell vs. Troy (11/15/08)
Had a player with 12 or more receptions in a game	12 by Brandon LaFell vs. Troy (11/15/08)
Had a player with 13 or more receptions in a game	14 by Josh Reed vs. Illinois (01/01/02 - Sugar Bowl)
Had a player with 14 or more receptions in a game	14 by Josh Reed vs. Illinois (01/01/02 - Sugar Bowl)
Had a player with 15 or more receptions in a game	19 by Josh Reed at Alabama (11/03/01)
Had a player receive 100 or more yards.....	124 by Travin Dural/120 by Malachi Dupre vs. Mississippi State (9/20/14)
Had a player receive 150 or more yards	151 by Travin Dural vs. Wisconsin (8/30/14)
Had a player receive 200 or more yards	204 by Odell Beckham Jr. vs. Furman (10/26/13)
Had a player receive 250 or more yards.....	293 by Josh Reed at Alabama (11/03/01)
Had a player receive for 2 or more TDs	2 by Malachi Dupre vs. Mississippi State (9/20/14)
Had a player receive for 3 or more TDs	3 by Travin Dural vs. Sam Houston State (9/6/14)
Had a player receive for 4 or more TDs	4 by Tony Moss vs. Ohio University (09/30/89)
Had a player receive for 5 or more TDs	5 by Carlos Carson vs. Rice (09/24/77)

THE LAST TIME LSU ... (ALL GAMES)

Games against Ranked Teams

Beat a top 25 team	#14 Wisconsin, 28-24, in AdvoCare Texas Kickoff in Houston, Texas (8/30/14)
Beat a top 10 team	#9/10 Texas A&M, 34-10, in Baton Rouge (11/23/13)
Beat a top 5 team	#3 South Carolina, 23-21, in Baton Rouge (10/13/12)
Beat an FBS No. 1 team (AP or Coaches Poll)	#1 Ohio State, 38-24 (01/07/08 - BCS Championship Game)
Beat an FBS No. 1 team (AP or Coaches Poll) at home	#1 Florida, 28-21 (10/11/97)
Beat a ranked opponent at home	#9/10 Texas A&M, 34-10, in Baton Rouge (11/23/13)
Beat a ranked opponent on the road	#20/19 Texas A&M, 24-19, in College Station, Texas (10/20/12)
Beat a ranked opponent at a neutral site	#14 Wisconsin, 28-24, in AdvoCare Texas Kickoff in Houston, Texas (8/30/14)
Beat back-to-back ranked opponents	#3 South Carolina, 23-21, in Baton Rouge (10/13/12) & #20/19 Texas A&M, 24-19, in College Station (10/20/12)
Beat a ranked team in three straight games	11/23/01 - 01/01/02 vs. #22 Arkansas, #24 Auburn, #2 Tennessee (SEC CG), #7 Illinois (Sugar Bowl)
Beat a ranked team in four straight games	11/23/01 - 01/01/02 vs. #22 Arkansas, #24 Auburn, #2 Tennessee (SEC CG), #7 Illinois (Sugar Bowl)
Lost to a ranked opponent at home	#1 Alabama, 21-17 (11/03/12)
Lost to a ranked opponent on the road	#1 Alabama, 38-17, in Tuscaloosa, Ala. (11/09/13)
Lost to a ranked opponent at a neutral site	#14 Clemson, 25-24, in Chick-fil-A Bowl (12/31/12)
Lost to an unranked opponent at home	Mississippi State, 34-29 (9/20/14)
Lost to an unranked opponent on the road	at Ole Miss, 27-24 (10/19/13)

Special Situations

Won on the last play of the game	at #2 Alabama (9-6, 11/05/11); Drew Alleman 25-yard field goal in overtime
Lost on the last play of the game	#14 Clemson, 25-24, in Chick-fil-A Bowl (12/31/12); field goal as time expired
Came back and won from 10 or more down in 4th quarter	vs. #14 Wisconsin, 28-24 (8/30/14); down 24-13 entering 4th quarter
Lost when leading by 10 or more in 4th quarter	#14 Clemson, 25-24 in Chick-fil-A Bowl (12/31/12); led 24-13 entering fourth quarter
Lost when leading by 20 points of more	Tennessee, 30-27 OT (09/26/05); led 21-0 at halftime
Scored on the first play from scrimmage	Travin Dural (94-yard pass from QB Anthony Jennings) vs. Sam Houston State (9/6/14)
A QB caught a pass on a designed play	Matt Flynn (35-yards from WR Early Doucet) at Alabama (11/03/07)
A RB threw a TD pass on a designated play	Spencer Ware (39 yards to Rueben Randle for a TD) at Auburn (10/23/10)
Had two RB rush for at least 100 yards each	Jeremy Hill (143 yds) and Terrence Magee (108 yds) vs. Furman (10/25/13)

Returns/Special Teams/Defense

Returned a KO for a TD	Morris Claiborne, 99 yards at West Virginia (09/24/11)
Returned a Punt for a TD	Odell Beckham, Jr. 89 yards vs. Ole Miss (11/17/12)
Returned an INT for a TD	Kendell Beckwith (29 yards) vs. New Mexico State (9/27/14)
Returned 2 INTs for TDs	Ronald Martin (45 yards) & Lavar Edwards (23 yards) vs. Idaho (09/15/12)
Returned 3 INTs for TDs	3 vs. Arkansas State (C. Raymond, D. Walkup, C. Buckels) (10/12/91)
Recovered a fumble in endzone for a TD	Kevin Minter at Ole Miss (11/19/11)
Returned a fumble for a TD	Danielle Hunter, 25-yard fumble recovery and return vs. Mississippi State (9/20/14)
Scored two defensive TDs in a game	2 vs. UL-Monroe (R. Brooks, INT; L. Edwards, FUM) (11/13/10)
Faked a field goal for a touchdown	Colt David (kicker), 15-yard run (09/22/07 vs. South Carolina)
Faked a punt for a first down	Kendell Beckwith, 5-yard run in third quarter vs. Wisconsin (8/30/14)
Faked a field goal for a first down	Josh Jasper, 5-yard run in 4th quarter (10/09/10 at Florida)
A player kicked the PAT after scoring the TD	Colt David vs. South Carolina (09/22/07)
Blocked a FG	Ego Ferguson, 29 yard Andrew Ritter attempt in fourth quarter at Ole Miss (10/19/13)
Returned a blocked FG for a TD	Patrick Peterson, 53 yards on the block of Ole Miss' 47-yard FG attempt (11/21/09)
Blocked a PAT (kick)	Mark Roman, attempt by Seth Hanson (10/17/98 vs. Kentucky)
Returned a PAT for a Defensive Extra Point	Mark Roman, kick attempt by Seth Hanson (10/17/98 vs. Kentucky)
Blocked a punt	Daniel Graff vs. Tulane (10/31/09)
Blocked a punt for a safety	Jarvis Green, on an Andy Smith punt (10/16/99 at Kentucky)
Returned a blocked punt for TD	Craig Steltz, 29 yard, off Jacob Hester's block at Arizona State (09/10/05)
Recovered an onside kick	at Ole Miss (11/21/09); recovered by Brandon LaFell with 1:16 left in fourth quarter
Recovered an onside kick to start the game	vs. Auburn (12/01/01)
Recorded a Safety (Team)	vs. North Carolina (09/04/10); ball rolled out of endzone on punt attempt
Recorded a Safety (Individual tackle)	Sam Montgomery at Auburn (09/22/12)
Recorded six interceptions	6 at Mississippi State (08/30/07)
Had a player record three interceptions	3 by Craig Steltz at Mississippi State (8/30/07)
Had a player record 15 tackles	19 by Kevin Minter vs. Clemson in Chick-fil-A Bowl (12/31/12)
Had six sacks as a team	7 vs. Sam Houston State (9/6/14)

Opponent Returns/Special Teams

Returned a KO for a TD	B.J. Catolon of TCU, 100 yards in second quarter of Cowboys Classic (08/31/13)
Returned a Punt for a TD	Marshay Green, 44 yards (11/17/07 at Ole Miss)
Returned an INT for a TD	Reggie Thomas of Furman, 74 yards on Zach Mettenberger (10/26/13)
Returned 3 INTs for TDs	3 by Alvis, Smith, Robinson (09/17/94 at Auburn)
Recovered a fumble in endzone for a TD	Chris Shelling (09/17/94 at Auburn)
Returned a fumble for a TD	Alonzo Highsmith of Arkansas, 47 yards in first quarter (11/25/11 in Baton Rouge)
Blocked a FG	at Alabama (11/05/11)
Blocked a punt	Florida (10/08/11) in fourth quarter
Blocked two punts	2 at Virginia Tech (9/01/02)
Blocked a punt for a safety	blocked Donnie Jones (09/01/02 at Virginia Tech)
Recorded a Safety (Team)	vs. Western Kentucky (11/12/11)
Blocked a PAT (kick)	Ole Miss (11/18/06)
Returned a PAT for a Defensive Extra Point	Eric Kelly, off bad snap (10/17/98 vs. Kentucky)
Faked a field goal for a TD	Damon Duval, 1 yard run (09/18/99 vs. Auburn)
Recovered an onside kick	Auburn (09/21/13)

THE LAST TIME LSU ... (SEC REGULAR SEASON GAMES)

Scoring

Scored 30 or more points	31 vs. Arkansas (11/29/13)
Scored 35 or more points.....	59 at Mississippi State (10/05/13)
Scored 40 or more points	59 at Mississippi State (10/05/13)
Scored 45 or more points	59 at Mississippi State (10/05/13)
Scored 50 or more points	59 at Mississippi State (10/05/13)
Scored 55 or more points.....	59 at Mississippi State (10/05/13)
Scored 60 or more points	63 vs. Kentucky (11/01/97)

Total Offense

Had more than 400 total yards	430 vs. Mississippi State (9/20/14)
Had more than 450 total yards	470 vs. Arkansas (11/29/13)
Had more than 500 total yards	517 vs. Texas A&M (11/23/13)
Had more than 550 total yards.....	563 at Mississippi State (10/05/13)
Had more than 600 total yards	611 vs. Alabama (11/13/01)

Rushing Offense

Rushed for 150 or more yards	238 vs. Arkansas (11/29/13)
Rushed for 200 or more yards	238 vs. Arkansas (11/29/13)
Rushed for 250 or more yards	324 vs. Texas A&M (11/23/13)
Rushed for 300 or more yards	324 vs. Texas A&M (11/23/13)
Rushed for 350 or more yards	353 at Ole Miss (11/19/11)
Rushed for 400 or more yards.....	400 vs. Kentucky (11/01/97)
Rushed for 425 or more yards.....	426 vs. Ole Miss (10/30/76)

Passing Offense

Passed for 250 or more yards	341 vs. Mississippi State (9/20/14)
Passed for 300 or more yards.....	341 vs. Mississippi State (9/20/14)
Passed for 350 or more yards	372 at Georgia (09/28/13)
Passed for 400 or more yards.....	528 vs. Alabama (11/03/01)
Passed for 450 or more yards.....	528 vs. Alabama (11/03/01)
Passed for 500 or more yards.....	528 vs. Alabama (11/03/01)

Scoring Defense

Allowed 0 points.....	0 at Mississippi State (08/30/07)
Allowed 3 or fewer points.....	3 at Ole Miss (11/19/11)
Allowed 7 or fewer points	6 vs. Florida (10/12/13)
Allowed 10 or fewer points	10 vs. Texas A&M (11/23/13)
Allowed 14 or fewer points	10 vs. Texas A&M (11/23/13)

Total Defense

Allowed fewer than 100 total yards.....	90 vs. Auburn (10/13/73)
Allowed fewer than 125 total yards	114 vs. Kentucky (10/19/85)
Allowed fewer than 150 total yards	135 vs. Vanderbilt (09/11/10)
Allowed fewer than 175 total yards	135 vs. Vanderbilt (09/11/10)
Allowed fewer than 200 total yards	183 at Auburn (09/22/12)
Allowed fewer than 225 total yards.....	211 vs. South Carolina (10/13/12)
Allowed fewer than 250 total yards	240 vs. Florida (10/12/13)
Allowed fewer than 275 total yards.....	240 vs. Florida (10/12/13)
Allowed fewer than 300 total yards	299 vs. Texas A&M (11/23/13)

Rushing Defense

Allowed 0 or fewer yards	0 at South Carolina (10/18/03)
Allowed 10 or fewer yards.....	10 at Mississippi State (08/30/07)
Allowed 20 or fewer yards	20 at Alabama (11/03/07)
Allowed 30 or fewer yards	20 at Alabama (11/03/07)
Allowed 40 or fewer yards.....	34 vs. South Carolina (10/13/12)
Allowed 50 or fewer yards	47 vs. Mississippi State (11/10/12)
Allowed 60 or fewer yards.....	47 vs. Mississippi State (11/10/12)
Allowed 70 or fewer yards	47 vs. Mississippi State (11/10/12)
Allowed 80 or fewer yards.....	75 vs. Texas A&M (11/23/13)
Allowed 90 or fewer yards.....	75 vs. Texas A&M (11/23/13)
Allowed 100 or fewer yards	75 vs. Texas A&M (11/23/13)

THE LAST TIME LSU ... (SEC REGULAR SEASON GAMES)

Passing Defense

Allowed 0 passing yards.....	0 vs. Alabama (11/06/71)
Allowed 25 or fewer passing yards.....	23 at Alabama (11/27/90)
Allowed 50 or fewer passing yards.....	47 at Ole Miss (11/19/11)
Allowed 75 or fewer passing yards.....	61 at Florida (10/06/12)
Allowed 100 or fewer passing yards.....	61 at Florida (10/06/12)
Allowed 125 or fewer passing yards.....	61 at Florida (10/06/12)
Allowed 150 or fewer passing yards.....	129 vs. Florida (10/12/13)
Allowed 175 or fewer passing yards.....	129 vs. Florida (10/12/13)
Allowed 200 or fewer passing yards.....	179 at Alabama (11/9/13)

Rushing

Had a player rush for 100 or more yards.....	145 by Jeremy Hill vs. Arkansas (11/29/13)
Had a player rush for 125 or more yards.....	149 by Terrence Magee vs. Texas A&M (11/23/13)
Had a player rush for 150 or more yards.....	157 by Jeremy Hill at Mississippi State (10/5/13)
Had a player rush for 175 or more yards.....	184 by Jeremy Hill vs. Auburn (09/21/13)
Had a player rush for 200 or more yards.....	250 by Alley Broussard vs. Ole Miss (11/20/04)
Had a player rush for 225 or more yards.....	250 by Alley Broussard vs. Ole Miss (11/20/04)
Had a player rush for 2 or more TDs.....	3 by Kenny Hilliard at Mississippi State (10/05/13)
Had a player rush for 3 or more TDs.....	3 by Kenny Hilliard at Mississippi State (10/05/13)
Had a player rush for 4 or more TDs.....	5 by Kevin Faulk at Kentucky (11/01/97)
Had a player rush for 5 or more TDs.....	5 by Kevin Faulk at Kentucky (11/01/97)

Passing

Had a player pass for 200 or more yards.....	241 by Zach Mettenberger at Alabama (11/09/13)
Had a player pass for 225 or more yards.....	241 by Zach Mettenberger at Alabama (11/09/13)
Had a player pass for 250 or more yards.....	274 by Zach Mettenberger at Ole Miss (10/19/13)
Had a player pass for 275 or more yards.....	340 by Zach Mettenberger at Mississippi State (10/05/13)
Had a player pass for 300 or more yards.....	340 by Zach Mettenberger at Mississippi State (10/05/13)
Had a player pass for 325 or more yards.....	340 by Zach Mettenberger at Mississippi State (10/05/13)
Had a player pass for 350 or more yards.....	372 by Zach Mettenberger at Georgia (09/28/13)
Had a player pass for 375 or more yards.....	528 by Rohan Davey at Alabama (11/03/01)
Had a player pass for 400 or more yards.....	528 by Rohan Davey at Alabama (11/03/01)
Had a player pass for 425 or more yards.....	528 by Rohan Davey at Alabama (11/03/01)
Had a player pass for 450 or more yards.....	528 by Rohan Davey at Alabama (11/03/01)
Had a player pass for 500 or more yards.....	528 by Rohan Davey at Alabama (11/03/01)
Had a player pass for 2 or more TDs.....	2 by Brandon Harris vs. Mississippi State (9/20/14)
Had a player pass for 3 or more TDs.....	3 by Zach Mettenberger at Georgia (09/28/13)
Had a player pass for 4 or more TDs.....	4 by Matt Mauck vs. Arkansas (11/28/03)
Had a player complete 20 passes.....	25 by Zach Mettenberger at Mississippi State (10/05/13)
Had a player complete 25 passes.....	25 by Zach Mettenberger at Mississippi State (10/05/13)
Had a player complete 30 passes.....	35 by Rohan Davey at Alabama (11/03/01)
Had a player complete 35 passes.....	35 by Rohan Davey at Alabama (11/03/01)
Had a player throw 30 passes.....	33 by Zach Mettenberger at Ole Miss (10/19/13)
Had a player throw 35 passes.....	37 by Zach Mettenberger at Georgia (09/28/13)
Had a player throw 40 passes.....	47 by Matt Flynn vs. Arkansas (11/23/07)
Had a player throw 45 passes.....	47 by Matt Flynn vs. Arkansas (11/23/07)
Had a player throw 50 passes.....	58 by Josh Booty vs. Auburn (09/18/99)

Receiving

Had a player with 10 or more receptions in a game.....	10 by Jarvis Landry at Georgia (09/28/13)
Had a player with 11 or more receptions in a game.....	12 by Michael Clayton at Alabama (11/15/03)
Had a player with 12 or more receptions in a game.....	12 by Michael Clayton at Alabama (11/15/03)
Had a player with 13 or more receptions in a game.....	19 by Josh Reed at Alabama (11/03/01)
Had a player with 14 or more receptions in a game.....	19 by Josh Reed at Alabama (11/03/01)
Had a player with 15 or more receptions in a game.....	19 by Josh Reed at Alabama (11/03/01)
Had a player receive 100 or more yards.....	124 by Travin Dural/120 by Malachi Dupre vs. Mississippi State (9/20/14)
Had a player receive 125 or more yards.....	179 by Odell Beckham Jr. at Mississippi State (10/05/13)
Had a player receive 150 or more yards.....	179 by Odell Beckham Jr. at Mississippi State (10/05/13)
Had a player receive 175 or more yards.....	179 by Odell Beckham Jr. at Mississippi State (10/05/13)
Had a player receive 200 or more yards.....	201 by Devery Henderson at Kentucky (11/09/02)
Had a player receive 250 or more yards.....	293 by Josh Reed at Alabama (11/03/01)
Had a player receive 2 or more TDs.....	2 by Malachi Dupre vs. Mississippi State (9/20/14)
Had a player receive 3 or more TDs.....	3 by Dwayne Bowe vs. Kentucky (10/14/06)

TURNOVERS

Opponent	Forced by LSU					Forced By Opponent			
	Fum	Int	Tot	Pts Off	Margin	Fum	Int	Tot	Pts Off
vs. Wisconsin	0	2	2	8	+1	1	0	1	7
Sam Houston State	1	2	3	20	+2	1	0	1	0
Louisiana-Monroe	1	0	1	0	0	0	1	1	0
Mississippi State	2	0	2	14	+1	0	1	1	0
New Mexico State	2	2	4	21	0	2	2	4	0
at Auburn									
at Florida									
Kentucky									
Ole Miss									
Alabama									
at Arkansas									
at Texas A&M									
TOTALS	6	6	12	63	+4	4	4	8	7

LSU BIG PLAYS

Opponent	Rushing				Passing				Special Teams	
	15+	20+	30+	40+	20+	30+	40+	50+	Block	Ret. TD
vs. Wisconsin	3	1	0	0	4	3	2	1	0	0
Sam Houston State	6	3	2	2	3	1	1	1	0	0
Louisiana-Monroe	3	3	0	0	3	1	0	0	0	0
Mississippi State	1	1	0	0	6	3	1	0	0	0
New Mexico State	5	3	0	0	5	1	0	0	0	0
at Auburn										
at Florida										
Kentucky										
Ole Miss										
Alabama										
at Arkansas										
at Texas A&M										
TOTALS	18	11	2	2	21	9	4	2	0	0

OPPONENT BIG PLAYS

Opponent	Rushing				Passing				Special Teams	
	15+	20+	30+	40+	20+	30+	40+	50+	Block	Ret. TD
vs. Wisconsin	4	4	2	2	0	0	0	0	0	0
Sam Houston State	0	0	0	0	2	2	1	0	0	0
Louisiana-Monroe	0	0	0	0	0	0	0	0	0	0
Mississippi State	5	5	2	2	5	2	2	1	0	0
New Mexico State	1	1	1	1	1	0	0	0	0	0
at Auburn										
at Florida										
Kentucky										
Ole Miss										
Alabama										
at Arkansas										
at Texas A&M										
TOTALS	10	10	5	5	8	4	3	1	0	0

LSU SCORING DRIVES

OPPONENT	No.	Plays	Yards	Time	For TD	Plays	Yards	Time
vs. Wisconsin	5	6.0	54.4	2:43	3	4.0	64.0	1:38
Sam Houston State	8	5.8	64.5	2:12	8	5.8	64.5	2:12
Louisiana-Monroe	5	9.0	55.2	3:55	4	8.3	57.8	3:29
Mississippi State	4	5.8	59.3	1:42	3	5.0	64.0	1:24
New Mexico State	8	6.1	58.6	2:39	8	6.1	58.6	2:39
at Auburn								
at Florida								
Kentucky								
Ole Miss								
Alabama								
at Arkansas								
at Texas A&M								
TOTALS	30	6.43	59.0	2:37	26	6.0	61.5	2:22

*Does not include overtime drives

FIELD POSITION

Opponent	LSU			
	No. of Drives	Avg. Start	Inside 20	Past 50
vs. Wisconsin	15	32	2	1
Sam Houston State	15	31	3	2
Louisiana-Monroe	12	38	3	2
Mississippi State	15	27	4	1
New Mexico State	16	31	2	2
at Auburn				
at Florida				
Kentucky				
Ole Miss				
Alabama				
at Arkansas				
at Texas A&M				
TOTALS	73	31.5	14	8

* - does not include overtime drives

Opponent	Opponents			
	No. of Drives	Avg. Start	Inside 20	Past 50
vs. Wisconsin	15	24	6	1
Sam Houston State	14	23	4	0
Louisiana-Monroe	12	20	5	0
Mississippi State	15	26	4	2
New Mexico State	17	32	0	1
at Auburn				
at Florida				
Kentucky				
Ole Miss				
Alabama				
at Arkansas				
at Texas A&M				
TOTALS	73	25.4	19	4

* - does not include overtime drives

DRIVE STATISTICS

Opponent	No.	LSU					
		3 & Out	Pct.	Score	Pct.	TD	Pct.
vs. Wisconsin	15	3	20.0	5	33.3	3	20.0
Sam Houston State	15	1	6.7	8	53.3	8	53.3
Louisiana-Monroe	12	4	33.3	5	41.7	4	33.3
Mississippi State	15	5	33.3	4	25.0	3	37.5
New Mexico State	16	3	18.8	8	50.0	8	50.0
at Auburn							
at Florida							
Kentucky							
Ole Miss							
Alabama							
at Arkansas							
at Texas A&M							
TOTALS	73	16	21.9	30	41.1	26	35.6

Opponent	No.	Opponents					
		3 & Out	Pct.	Score	Pct.	TD	Pct.
vs. Wisconsin	15	7	46.7	4	26.7	3	20.0
Sam Houston State	14	5	35.7	0	0.0	0	0.0
Louisiana-Monroe	12	7	58.3	0	0.0	0	0.0
Mississippi State	15	2	13.3	6	40.0	4	26.7
New Mexico State	17	6	35.3	1	5.9	1	5.9
at Auburn							
at Florida							
Kentucky							
Ole Miss							
Alabama							
at Arkansas							
at Texas A&M							
TOTALS	73	27	37.0	11	15.1	8	11.0

IN THE REDZONE

Opponent	LSU					
	Inside 20	TD	Run/Pass	TD Pct.	FG	Score Pct.
vs. Wisconsin	1	0	0/0	0.0	1	100.0
Sam Houston State	5	5	3/2	100.0	0	100.0
Louisiana-Monroe	4	2	2/0	50.0	1	75.0
Mississippi State	3	1	1/0	33.3	1	66.7
New Mexico State	7	7	5/2	100.0	0	100.0
at Auburn						
at Florida						
Kentucky						
Ole Miss						
Alabama						
at Arkansas						
at Texas A&M						
TOTALS	20	15	11/4	75.0	3	90.0

Opponent	Opponents					
	Inside 20	TD	Run/Pass	TD Pct.	FG	Score Pct.
vs. Wisconsin	2	2	2/0	100.0	0	100.0
Sam Houston State	1	0	0/0	0.0	0	0.0
Louisiana-Monroe	0	0	0/0	0.0	0	0.0
Mississippi State	5	2	1/1	40.0	2	80.0
New Mexico State	0	0	0/0	0.0	0	0.0
at Auburn						
at Florida						
Kentucky						
Ole Miss						
Alabama						
at Arkansas						
at Texas A&M						
TOTALS	8	4	3/1	50.0	2	75.0

DRIVE SUPERLATIVES

Longest Drive

No. of Plays	LSU 12; 2 times (Last: 45 yds, 5:41) vs ULM; results in Field Goal
By No. of Yards	95 (6p, 1:48) vs Mississippi State; results in TD
By Time of Possession	5:41 (12p, 45 yds) vs ULM; results in Field Goal

Opponents

16 by Mississippi State (88 yds, 5:27); results Field Goal
98 by Mississippi State (5p, 1:21); results in TD
5:27 by Mississippi State (16p, 88 yds); results in Field Goal

Shortest Drive

By No. of Plays	LSU 1; 7 times (Last: 3 yds, 0:04) vs New Mexico State; results in TD
By No. of Yards	-12 (3p, 1:59) vs ULM; results in Punt
By Time of Possession	0:04 (1p, 3 yds) vs New Mexico State; results in TD

Opponents

1; 4 times (Last: 0 yds, 0:12) by Miss. State; results in Fumble
-26 (2p, 0:50) by New Mexico State; results in Interception
0:12 (1p, 0 yds.) by Mississippi State; results in Fumble

LSU DRIVE CHARTS

vs. Wisconsin

Qtr.	Time	Start	PI-Yds	TOP	Result
1st	15:00	L 15	6-16	2:50	Punt
1st	9:05	L 27	4-15	1:51	Punt
1st	5:07	L 20	1-80	0:20	TOUCHDOWN
1st	3:35	W 48	3-(-1)	1:32	Punt
2nd	13:24	L 16	3-3	1:06	Punt
2nd	10:35	L 29	2-2	0:25	Fumble
2nd	7:36	L 29	4-13	1:35	Punt
2nd	4:21	L 38	3-(-9)	2:06	Punt
2nd	1:26	L 31	4-22	1:05	Punt
3rd	12:24	L 37	9-50	4:43	FIELD GOAL
3rd	6:11	L 40	9-30	4:00	FIELD GOAL
3rd	0:20	L 41	8-59	3:12	TOUCHDOWN
4th	11:04	L 47	3-53	1:23	TOUCHDOWN
4th	6:35	L 31	6-20	4:12	Punt
4th	1:26	L 35	5-7	1:26	End of Half

Sam Houston State

Qtr.	Time	Start	PI-Yds	TOP	Result
1st	13:45	L 06	1-94	0:13	TOUCHDOWN
1st	12:08	L 41	6-59	1:45	TOUCHDOWN
1st	7:56	L 21	9-79	4:00	TOUCHDOWN
1st	2:39	L 20	12-80	4:11	TOUCHDOWN
2nd	10:34	L 19	6-81	2:19	TOUCHDOWN
2nd	6:43	L 08	9-22	4:38	Punt
2nd	0:41	L 20	1-(-1)	0:41	End of Half
3rd	14:51	L 30	5-16	2:32	Punt
3rd	10:24	L 39	5-16	2:55	Punt
3rd	7:16	SH 01	1-1	0:05	TOUCHDOWN
3rd	6:06	L 31	3-(-5)	2:31	Punt
3rd	1:17	L 20	7-80	3:09	TOUCHDOWN
4th	12:24	SH 42	4-42	1:59	TOUCHDOWN
4th	7:12	L 24	7-40	3:56	Fumble
4th	0:00	L 42	0-0	0:00	End of Half

ULM

Qtr.	Time	Start	PI-Yds	TOP	Result
1st	15:00	L 40	3-9	2:06	Punt
1st	11:00	L 46	3-5	1:06	Punt
1st	9:01	50	12-45	5:41	FIELD GOAL
1st	1:49	L 15	10-85	3:38	TOUCHDOWN
2nd	11:41	L 18	3-1	2:13	Punt
2nd	6:58	L 11	6-34	2:43	Punt
2nd	2:09	L 39	4-24	1:27	Interception
3rd	10:11	L 46	8-54	2:49	TOUCHDOWN
3rd	5:58	U 34	5-34	2:32	TOUCHDOWN
3rd	2:16	L 42	10-58	4:57	TOUCHDOWN
4th	10:13	L 35	3-(-12)	1:59	Punt
4th	3:47	U 43	6-21	3:47	End of Half

OPPONENT DRIVE CHARTS

vs. Wisconsin

Qtr.	Time	Start	PI-Yds	TOP	Result
1st	12:10	W 24	6-76	3:05	TOUCHDOWN
1st	7:14	W 39	6-28	2:07	FIELD GOAL
1st	4:47	W 08	3-4	1:12	Punt
1st	2:03	W 13	9-48	3:39	Punt
2nd	12:18	W 17	3-4	1:43	Punt
2nd	10:10	L 31	5-31	2:34	TOUCHDOWN
2nd	6:01	W 14	3-4	1:40	Punt
2nd	2:15	W 29	3-7	0:49	Punt
2nd	0:21	W 08	1-(-2)	0:21	End of Half
3rd	15:00	W 25	6-75	2:36	TOUCHDOWN
3rd	7:41	W 30	3-5	1:30	Punt
3rd	2:11	W 25	3-8	1:51	Punt
4th	12:08	W 35	2-(-2)	1:04	Interception
4th	9:41	W 25	8-23	3:06	Interception
4th	2:23	W 10	3-(-2)	0:57	Punt

Sam Houston State

Qtr.	Time	Start	PI-Yds	TOP	Result
1st	15:00	SH 25	5-26	1:15	Interception
1st	13:32	SH 25	3-(-10)	1:24	Punt
1st	10:23	SH 25	7-54	2:27	Downs
1st	3:56	SH 25	3-5	1:17	Punt
2nd	13:20	SH 17	5-26	2:46	Punt
2nd	8:07	SH 24	4-27	1:24	Punt
2nd	2:05	SH 16	8-36	1:24	Punt
3rd	12:19	SH 13	3-9	1:55	Punt
3rd	7:29	SH 12	1-(-11)	0:13	Fumble
3rd	7:11	SH 25	3-5	1:05	Punt
3rd	3:35	SH 29	6-66	2:18	Interception
4th	13:00	SH 23	3-0	0:36	Punt
4th	10:14	SH 35	6-1	3:02	Punt
4th	3:16	SH 36	7-22	3:16	Downs

ULM

Qtr.	Time	Start	PI-Yds	TOP	Result
1st	12:54	U 05	3-(-1)	1:54	Punt
1st	9:54	U 22	3-5	0:53	Punt
1st	3:20	U 25	3-5	1:31	Punt
2nd	13:11	U 25	3-8	1:30	Punt
2nd	9:28	U 43	6-12	2:30	Punt
2nd	4:15	U 05	5-12	2:06	Punt
2nd	0:42	U 14	1-3	0:42	End of Half
3rd	14:50	U 10	7-7	4:39	Punt
3rd	6:58	U 28	3-(-1)	1:00	Punt
3rd	3:17	U 18	3-1	1:01	Punt
4th	12:19	U 25	3-9	2:06	Punt
4th	8:14	U 20	8-23	4:27	Fumble

LSU DRIVE CHARTS

Mississippi State

Qtr.	Time	Start	Pl-Yds	TOP	Result
1st	15:00	L 25	3-7	2:03	Punt
1st	10:47	L 25	3-(3)	2:33	Punt
1st	6:08	L 36	8-62	4:02	Downs
1st	0:45	L 25	8-20	4:12	Punt
2nd	9:22	L 14	7-32	2:38	Punt
2nd	3:56	L 42	8-45	2:36	FIELD GOAL
2nd	0:30	L 19	2-14	0:30	End of half
3rd	14:48	M 25	0-0	0:00	TOUCHDOWN
3rd	12:35	L 23	3-9	1:48	Punt
3rd	9:35	L 25	6-13	2:19	Punt
3rd	6:09	L 35	3-4	0:53	Punt
4th	14:43	L 33	7-67	2:09	TOUCHDOWN
4th	9:34	L 09	3-(7)	1:39	Punt
4th	3:43	L 05	6-95	1:48	TOUCHDOWN
4th	1:42	M 30	2-30	0:15	TOUCHDOWN
4th	0:20	L 20	4-34	0:20	Interception

New Mexico State

Qtr.	Time	Start	Pl-Yds	TOP	Result
1st	13:29	L 26	3-24	1:04	Fumble
1st	11:30	L 20	3-(-4)	2:07	Punt
1st	6:50	L 20	1-0	0:10	Interception
1st	5:31	L 23	3-16	0:44	Interception
1st	4:06	N 40	5-40	1:59	TOUCHDOWN
1st	1:21	L 35	1-5	0:12	Fumble
1st	0:19	N 00	0-0	0:00	TOUCHDOWN
2nd	12:45	L 11	3-3	1:34	Punt
2nd	9:28	L 20	11-80	3:36	TOUCHDOWN
2nd	5:16	L 38	3-62	1:10	TOUCHDOWN
2nd	3:14	L 30	5-70	1:25	TOUCHDOWN
2nd	1:00	N 03	1-3	0:04	TOUCHDOWN
3rd	15:00	L 25	8-75	4:42	TOUCHDOWN
3rd	6:40	L 26	10-74	4:52	TOUCHDOWN
3rd	1:04	L 35	6-65	3:24	TOUCHDOWN
4th	10:08	L 22	3-2	3:21	Punt
4th	4:53	L 16	8-48	4:53	End of Half

OPPONENT DRIVE CHARTS

Mississippi State

Qtr.	Time	Start	Pl-Yds	TOP	Result
1st	12:57	M 49	6-51	2:10	TOUCHDOWN
1st	8:14	M 22	5-2	2:06	Punt
1st	2:06	M 02	5-98	1:21	TOUCHDOWN
2nd	11:33	M 17	5-73	2:07	FIELD GOAL
2nd	6:44	M 04	5-11	2:48	Punt
2nd	1:20	M 25	4-18	0:50	Punt
3rd	15:00	M 25	1-0	0:12	Fumble
3rd	14:48	M 25	6-75	2:04	TOUCHDOWN
3rd	10:47	M 23	3-77	1:12	TOUCHDOWN
3rd	7:16	M 20	3-6	1:07	Punt
3rd	5:16	M 01	16-88	5:27	FIELD GOAL
4th	12:34	M 25	4-27	3:00	Punt
4th	7:55	L 46	7-41	4:12	Downs
4th	1:55	L 46	2-(-24)	0:13	Fumble
4th	1:26	M 50	3-6	1:06	Punt
4th	0:00	M 01	0-0	0:00	End of half

New Mexico State

Qtr.	Time	Start	Pl-Yds	TOP	Result
1st	15:00	N 25	6-17	1:31	Interception
1st	12:25	N 50	3-8	0:55	Punt
1st	9:23	N 27	6-19	2:33	Punt
1st	6:40	N 43	5-34	1:09	Missed FG
1st	4:47	N 36	3-3	0:41	Punt
1st	2:07	N 25	3-2	0:46	Punt
1st	1:09	L 40	2-(-26)	0:50	Interception
1st	0:19	N 35	8-23	2:34	Punt
2nd	11:11	N 48	5-10	1:43	Punt
2nd	5:52	N 25	3-1	0:36	Punt
2nd	3:59	N 22	2-78	0:45	TOUCHDOWN
2nd	1:49	N 25	3-14	0:49	Fumble
2nd	0:56	N 25	3-13	0:56	End of Half
3rd	10:18	N 25	9-49	3:38	Fumble
3rd	1:48	N 25	3-0	0:44	Punt
4th	12:40	N 25	4-20	2:32	Punt
4th	6:47	N 35	3-9	1:54	Punt

LSU SUPERLATIVES**Highs**

Points Scored	63 vs. New Mexico State (9/27)
Total Yards	584 vs. Sam Houston State (9/6)
Rushing Yards	363 vs. New Mexico State (9/27)
Rushing Attempts	58 vs. Sam Houston State (9/6)
Rushing TDs	5 vs. New Mexico State (9/27)
Passing Yards	341 vs. Mississippi State (9/20)
Passes Completed	20 vs. Mississippi State (9/20)
Passes Attempted	36 vs. Mississippi State (9/20)
Passing TDs	4 vs. Sam Houston State (9/6)
Passes Intercepted	2 vs. Wisc. (8/30), SHSU (9/6) and NMSU (9/27)
First Downs	29 vs. New Mexico State (9/27)
Penalties	7 vs. Wisconsin (8/30)
Penalty Yards	60 vs. Sam Houston State (9/6)
Sacks	7 vs. Sam Houston State (9/6)

Lows

Points Scored	28 vs. Wisconsin (8/30)
Total Yards	365 vs. Wisconsin (8/30)
Rushing Yards	89 vs. Mississippi State (9/20)
Rushing Attempts	36 vs. Mississippi State (9/20)
Rushing TDs	1 vs. Wisconsin (8/30) & Mississippi State (9/20)
Passing Yards	153 vs. ULM (9/13)
Passes Completed	9 vs. Wisconsin (8/30)
Passes Attempted	18 vs. Sam Houston State (9/6)
Passing TDs	0 vs. ULM (9/13)
Passes Intercepted	0 vs. ULM (9/13)
First Downs	17 vs. Wisconsin (8/30)
Penalties	3 vs. Mississippi State (9/20)
Penalty Yards	28 vs. Mississippi State (9/20)
Sacks	0 vs. Wisconsin (8/30) and New Mexico State (9/27)

Individual

All-Purpose Yds	155 by Leonard Fournette vs. New Mexico State (9/27)
Rushing Yards	122 by Leonard Fournette vs. New Mexico State (9/27)
Rushing Carries	18 by Hilliard vs. Wisc. (8/30) & Fournette vs. NMSU (9/27)
Rushing TDs	2 by Williams vs. ULM (9/13) & Fournette vs. NMSU (9/27)
Longest Rush	46 by Brandon Harris vs. Sam Houston State (9/6)
Passing Yards	239 by Anthony Jennings vs. Wisconsin (8/30)
Pass Completions	13 by Anthony Jennings vs. Miss. State (9/20)
Passing Attempts	26 by Anthony Jennings vs. Miss. State (9/20)
Passes Intercepted	2 by Anthony Jennings vs. New Mexico State (9/27)
Passing TDs	3 by Jennings vs. SHSU (9/6) & Harris vs. NMSU (9/27)
Longest Pass	94 by Anthony Jennings vs. Sam Houston State (9/6)
Receiving Yards	151 by Travin Dural vs. Wisconsin (8/30)
Receptions	6 by Travin Dural vs. ULM (9/13) & Miss. State (9/20)
Receiving TDs	3 by Travin Dural vs. Sam Houston State (9/6)
Longest Reception	94 by Travin Dural vs. Sam Houston State (9/6)
FG's Made	2 by Colby Delahoussaye vs. Wisconsin (8/30)
FG's Attempted	2 by Colby Delahoussaye vs. Wisconsin (8/30)
Longest FG Made	47 by Colby Delahoussaye vs. Wisconsin (8/30)
PAT's	9 by Colby Delahoussaye vs. New Mexico State (9/27)
Punts	8 by Jamie Keehn vs. Wisc. (8/30) & Miss. State (9/20)
Punts Average	51.1 by Keehn vs. Mississippi State (9/20)
Longest Punt	64 by Jamie Keehn vs. Wisconsin (8/30)
Punt Return Yds	40 by Tre'Davious White vs. Sam Houston State (9/6)
Longest Punt Ret.	30 by Tre'Davious White vs. Sam Houston State (9/6)
KO Return Yards	117 by Leonard Fournette vs. Wisconsin (8/30)
Longest KO Ret.	40 by Leonard Fournette vs. ULM (9/13)
Total Tackles	13 by Alexander & Martin vs. Miss. State (9/20)
Tackles for Loss	2 by Alexander vs. Wisc. (8/30) & Teuhema vs. SHSU (9/6)
Sacks	2 by Sione Teuhema vs. Sam Houston State (9/6)
Interceptions	1 by players vs. Wisc (8/30), SHSU (9/6) & NMSU (9/27)
Int. Return Yards	29 by Kendell Beckwith vs. New Mexico State (9/27)

OPPONENT SUPERLATIVES**Highs**

Points Scored	34 by Mississippi State (9/20)
Total Yards	570 by Mississippi State (9/20)
Rushing Yards	302 by Mississippi State (9/20)
Rushing Attempts	49 by Mississippi State (9/20)
Rushing TDs	3 by Wisconsin (8/30)
Passing Yards	268 by Mississippi State (9/20)
Passes Completed	16 by ULM (9/13) and New Mexico State (9/27)
Passes Attempted	33 by New Mexico State (9/27)
Passing TDs	2 by Mississippi State (9/20)
Passes Intercepted	2 by New Mexico State (9/27)
First Downs	23 by Mississippi State (9/20)
Penalties	6 by Mississippi State (9/20)
Penalty Yards	45 by ULM (9/13)
Sacks	3 by Wisconsin (8/30) & Mississippi State (9/20)

Lows

Points Scored	0 by Sam Houston State (9/6) & ULM (9/13)
Total Yards	93 by ULM (9/13)
Rushing Yards	16 by ULM (9/13)
Rushing Attempts	18 by ULM (9/13)
Rushing TDs	0 by Sam Houston State (9/6) & ULM (9/13)
Passing Yards	50 by Wisconsin (8/30)
Passes Completed	8 by Wisconsin (8/30)
Passes Attempted	24 by Wisconsin (8/30)
Passing TDs	0 by Wisc (8/30), SHSU (9/6), ULM (9/13) and NMSU (9/27)
Passes Intercepted	0 by Wisconsin (8/30) & Sam Houston State (9/6)
First Downs	6 by ULM (9/13)
Penalties	2 by Sam Houston State (9/6)
Penalty Yards	26 by Wisconsin (8/30)
Sacks	1 by Sam Houston State (9/6) & New Mexico State (9/27)

Individual

All-Purpose Yds	201 by Josh Robinson for Miss. State (9/20)
Rushing Yards	197 by Josh Robinson for Miss. State (9/20)
Rushing Carries	22 by Dak Prescott for Miss. State (9/20)
Rushing TDs	1 by players for Wisc. (8/30), Miss. State (9/20), & NMSU (9/27)
Longest Rush	79 by Andrew Allen for New Mexico State (9/27)
Passing Yards	268 by Dak Prescott for Miss. State (9/20)
Pass Completions	16 by Pete Thomas for ULM (9/13)
Passing Attempts	31 by Tyler Rogers for New Mexico State (9/27)
Passes Intercepted	2 by players for Wisc. (8/30), SHSU (9/6) & NMSU (9/27)
Passing TDs	2 by Dak Prescott for Miss. State (9/20)
Longest Pass	74 by Dak Prescott for Miss. State (9/20)
Receiving Yards	116 by Jameon Lewis for Miss. State (9/20)
Receptions	6 by Rashon Ceaser for ULM (9/13)
Receiving TDs	1 by Lewis and Wilson for Miss. State (9/20)
Longest Reception	74 by Jameon Lewis for Miss. State (9/20)
FG's Made	2 by Evan Sobiesk for Miss. State (9/20)
FG's Attempted	2 by Evan Sobiesk for Miss. State (9/20)
Longest FG Made	51 by Rafael Gaglianone for Wisconsin (8/30)
PAT's	4 by Evan Sobiesk for Miss. State (9/20)
Punts	10 by Manton for ULM (9/13) and Witkowski for NMSU (9/27)
Punts Average	44.2 by Lachlan Edwards for Sam Houston State (9/6)
Longest Punt	57 by Drew Meyer for Wisconsin (8/30)
Punt Return Yds	35 by Jamoral Graham for Miss. State (9/20)
Longest Punt Ret.	21 by Jamoral Graham for Miss. State (9/20)
KO Return Yards	79 by Keshawn Hill for Sam Houston State (9/6)
Longest KO Ret.	32 by Keshawn Hill for Sam Houston State (9/6)
Total Tackles	15 by Michael Caputo for Wisconsin (8/30)
Tackles for Loss	2.5 by Marcus Trotter for Wisconsin (8/30)
Sacks	1 by players for Wisc. (8/30), SHSU (9/6), ULM (9/13), MSU (9/20), NMSU (9/27)
Interceptions	1 by players for ULM (9/13), MSU (9/20), NMSU (9/27)
Int. Return Yards	1 by Lane for ULM (9/13) and by Redmond for MSU (9/20)

2014 LSU Football
LSU Game Results (as of Sep 27, 2014)
All games

Date	Opponent		Score	Overall	Conference	Time	Attend
Aug 30, 2014	vs #14 Wisconsin	W	28-24	1-0	0-0	3:28	71599
Sep 06, 2014	SAM HOUSTON ST.	W	56-0	2-0	0-0	3:10	100338
Sep 13, 2014	ULM	W	31-0	3-0	0-0	3:01	101194
*Sep 20, 2014	MISSISSIPPI ST.	L	29-34	3-1	0-1	3:37	102321
Sep 27, 2014	NEW MEXICO ST.	W	63-7	4-1	0-1	3:17	101987

2014 LSU Football
LSU Overall Team Statistics (as of Sep 27, 2014)
All games

Team Statistics	LS	OPP
SCORING	207	65
Points Per Game	41.4	13.0
FIRST DOWNS	115	70
Rushing	63	36
Passing	46	28
Penalty	6	6
RUSHING YARDAGE	1131	808
Yards gained rushing	1260	959
Yards lost rushing	129	151
Rushing Attempts	247	179
Average Per Rush	4.6	4.5
Average Per Game	226.2	161.6
TDs Rushing	15	6
PASSING YARDAGE	1183	653
Comp-Att-Int	66-115-4	64-139-6
Average Per Pass	10.3	4.7
Average Per Catch	17.9	10.2
Average Per Game	236.6	130.6
TDs Passing	11	2
TOTAL OFFENSE	2314	1461
Total Plays	362	318
Average Per Play	6.4	4.6
Average Per Game	462.8	292.2
KICK RETURNS: #-Yards	10-239	10-196
PUNT RETURNS: #-Yards	13-111	9-47
INT RETURNS: #-Yards	6-55	4-0
KICK RETURN AVERAGE	23.9	19.6
PUNT RETURN AVERAGE	8.5	5.2
INT RETURN AVERAGE	9.2	0.0
FUMBLES-LOST	10-4	10-6
PENALTIES-Yards	27-227	21-177
Average Per Game	45.4	35.4
PUNTS-Yards	28-1306	43-1724
Average Per Punt	46.6	40.1
Net punt average	44.2	35.2
KICKOFFS-Yards	36-2259	16-958
Average Per Kick	62.8	59.9
Net kick average	41.3	38.7
TIME OF POSSESSION/Game	33:26	26:34
3RD-DOWN Conversions	26/62	20/74
3rd-Down Pct	42%	27%
4TH-DOWN Conversions	3/4	1/4
4th-Down Pct	75%	25%
SACKS BY-Yards	10-68	10-65
MISC YARDS	0	0
TOUCHDOWNS SCORED	28	8
FIELD GOALS-ATTEMPTS	4-4	3-4
ON-SIDE KICKS	0-1	0-0
RED-ZONE SCORES	(18-20) 90%	(6-9) 67%
RED-ZONE TOUCHDOWNS	(15-20) 75%	(4-9) 44%
PAT-ATTEMPTS	(23-24) 96%	(8-8) 100%
ATTENDANCE	405840	0
Games/Avg Per Game	4/101460	0/0
Neutral Site Games		1/71599

Score by Quarters	1st	2nd	3rd	4th	OT	Total
LSU	44	53	48	62	0	207
Opponents	24	17	21	3	0	65

2014 LSU Football
LSU Overall Individual Statistics (as of Sep 27, 2014)
All games

Rushing	gp-gs	att	gain	loss	net	avg	td	lg	avg/g
L. Fournette	5-0	56	327	5	322	5.8	4	40	64.4
Kenny Hilliard	5-5	57	300	2	298	5.2	4	28	59.6
Darrel Williams	4-0	33	166	1	165	5.0	3	22	41.2
Terrence Magee	5-0	34	147	3	144	4.2	1	23	28.8
Brandon Harris	5-0	16	128	20	108	6.8	3	46	21.6
A. Jennings	5-5	38	152	76	76	2.0	0	22	15.2
Miquel James	1-0	2	24	0	24	12.0	0	19	24.0
Trey Quinn	5-3	2	11	0	11	5.5	0	9	2.2
K. Beckwith	5-0	1	5	0	5	5.0	0	5	1.0
Travin Dural	5-5	1	0	5	-5	-5.0	0	0	-1.0
TEAM	5-0	7	0	17	-17	-2.4	0	0	-3.4
Total	5	247	1260	129	1131	4.6	15	46	226.2
Opponents	5	179	959	151	808	4.5	6	79	161.6

Passing	gp-gs	effic	comp-att-int	pct	yds	td	lg	avg/g
A. Jennings	5-5	137.54	42-83-3	50.6	734	5	94	146.8
Brandon Harris	5-0	242.99	22-30-1	73.3	394	6	33	78.8
Terrence Magee	5-0	469.60	1-1-0	100.0	44	0	44	8.8
Brad Kragthorpe	1-0	192.40	1-1-0	100.0	11	0	11	11.0
Total	5	168.41	66-115-4	57.4	1183	11	94	236.6
Opponents	5	81.62	64-139-6	46.0	653	2	74	130.6

Receiving	gp-gs	no.	yds	avg	td	lg	avg/g
Travin Dural	5-5	21	534	25.4	5	94	106.8
Trey Quinn	5-3	10	119	11.9	0	27	23.8
Malachi Dupre	4-1	9	197	21.9	4	44	49.2
John Diarse	5-0	7	125	17.9	1	36	25.0
L. Fournette	5-0	5	86	17.2	0	33	17.2
Terrence Magee	5-0	5	33	6.6	0	13	6.6
Darrel Williams	4-0	3	49	16.3	0	25	12.2
Kenny Hilliard	5-5	3	25	8.3	0	12	5.0
Travis Dickson	5-0	2	12	6.0	0	7	2.4
Melvin Jones	4-0	1	3	3.0	1	3	0.8
Total	5	66	1183	17.9	11	94	236.6
Opponents	5	64	653	10.2	2	74	130.6

Punt Returns	no.	yds	avg	td	lg
T. White	12	104	8.7	0	30
Trey Quinn	1	7	7.0	0	7
Total	13	111	8.5	0	30
Opponents	9	47	5.2	0	21

Interceptions	no.	yds	avg	td	lg
Jalen Mills	1	0	0.0	0	0
R. Jefferson	1	18	18.0	0	18
Dwayne Thomas	1	0	0.0	0	0
T. White	1	0	0.0	0	0
Ronald Martin	1	8	8.0	0	8
K. Beckwith	1	29	29.0	1	29
Total	6	55	9.2	1	29
Opponents	4	0	0.0	0	0

Kick Returns	no.	yds	avg	td	lg
L. Fournette	10	239	23.9	0	40
Total	10	239	23.9	0	40
Opponents	10	196	19.6	0	32

Fumble Returns	no.	yds	avg	td	lg
Danielle Hunter	1	25	25.0	1	25
Jalen Mills	1	36	36.0	0	36
Total	2	61	30.5	1	36
Opponents	0	0	0.0	0	0

2014 LSU Football
LSU Overall Individual Statistics (as of Sep 27, 2014)
All games

Scoring	td	fg	PAT				dpx	saf	pts
			kick	rush	rcv	pass			
C. Delahoussaye	-	4-4	23-24	-	-	-	-	-	35
Travin Dural	5	-	-	-	-	-	-	-	30
Kenny Hilliard	4	-	-	1-1	-	-	-	-	26
L. Fournette	4	-	-	-	-	-	-	-	24
Malachi Dupre	4	-	-	-	-	-	-	-	24
Darrel Williams	3	-	-	-	-	-	-	-	18
Brandon Harris	3	-	-	0-1	-	-	-	-	18
Melvin Jones	1	-	-	-	-	-	-	-	6
K. Beckwith	1	-	-	-	-	-	-	-	6
Terrence Magee	1	-	-	-	-	-	-	-	6
John Diarse	1	-	-	-	-	-	-	-	6
Danielle Hunter	1	-	-	-	-	-	-	-	6
Trey Quinn	-	-	-	-	1	-	-	-	2
A. Jennings	-	-	-	0-1	-	1-1	-	-	0
Total	28	4-4	23-24	1-3	1	1-1	-	-	207
Opponents	8	3-4	8-8	-	-	-	-	-	65

Total Offense	g	plays	rush	pass	total	avg/g
A. Jennings	5	121	76	734	810	162.0
Brandon Harris	5	46	108	394	502	100.4
L. Fournette	5	56	322	0	322	64.4
Kenny Hilliard	5	57	298	0	298	59.6
Terrence Magee	5	35	144	44	188	37.6
Darrel Williams	4	33	165	0	165	41.2
Miquel James	1	2	24	0	24	24.0
Trey Quinn	5	2	11	0	11	2.2
Brad Kragthorpe	1	1	0	11	11	11.0
K. Beckwith	5	1	5	0	5	1.0
Travin Dural	5	1	-5	0	-5	-1.0
TEAM	5	7	-17	0	-17	-3.4
Total	5	362	1131	1183	2314	462.8
Opponents	5	318	808	653	1461	292.2

Field Goals	fg	pct.	01-19	20-29	30-39	40-49	50-99	lg	blk
C. Delahoussaye	4-4	100.0	0-0	1-1	2-2	1-1	0-0	47	0

FG Sequence	LSU	Opponents
Wisconsin	(30),(47)	(51)
Sam Houston St.	-	-
ULM	(21)	-
Mississippi St.	(30)	(27),(28)
New Mexico St.	-	40

Numbers in (parentheses) indicate field goal was made.

Punting	no.	yds	avg	lg	tb	fc	i20	50+	blk
Jamie Keehn	28	1306	46.6	64	1	9	13	12	0
Total	28	1306	46.6	64	1	9	13	12	0
Opponents	43	1724	40.1	57	5	13	10	7	0

Kickoffs	no.	yds	avg	tb	ob	retn	net	ydln
Trent Domingue	23	1481	64.4	17	1			
Cameron Gamble	12	762	63.5	6	1			
C. Delahoussaye	1	16	16.0	0	1			
Total	36	2259	62.8	23	3	19.6	41.3	23
Opponents	16	958	59.9	4	0	23.9	38.7	26

2014 LSU Football
LSU Overall Individual Statistics (as of Sep 27, 2014)
All games

<u>All Purpose</u>	<u>g</u>	<u>rush</u>	<u>rcv</u>	<u>pr</u>	<u>kr</u>	<u>ir</u>	<u>total</u>	<u>avg/g</u>
L. Fournette	5	322	86	0	239	0	647	129.4
Travin Dural	5	-5	534	0	0	0	529	105.8
Kenny Hilliard	5	298	25	0	0	0	323	64.6
Darrel Williams	4	165	49	0	0	0	214	53.5
Malachi Dupre	4	0	197	0	0	0	197	49.2
Terrence Magee	5	144	33	0	0	0	177	35.4
Trey Quinn	5	11	119	7	0	0	137	27.4
John Diarse	5	0	125	0	0	0	125	25.0
Brandon Harris	5	108	0	0	0	0	108	21.6
T. White	5	0	0	104	0	0	104	20.8
A. Jennings	5	76	0	0	0	0	76	15.2
K. Beckwith	5	5	0	0	0	29	34	6.8
Miquel James	1	24	0	0	0	0	24	24.0
R. Jefferson	5	0	0	0	0	18	18	3.6
Travis Dickson	5	0	12	0	0	0	12	2.4
Ronald Martin	5	0	0	0	0	8	8	1.6
Melvin Jones	4	0	3	0	0	0	3	0.8
TEAM	5	-17	0	0	0	0	-17	-3.4
Total	5	1131	1183	111	239	55	2719	543.8
Opponents	5	808	653	47	196	0	1704	340.8

2014 LSU Football
 LSU Overall Defensive Statistics (as of Sep 27, 2014)
 All games

##	Defensive Leaders	gp-gs	Tackles				tfl/yds	Sacks no-yds	Pass defense			Fumbles		blkd	
			ua	a	tot				int-yds	brup	qbh	rcv-yds	ff	kick	saf
4	Kwon Alexander	4-4	12	18	30	2.0-2	.	.	.	2	.	1	.	.	
26	Ronald Martin	5-5	11	18	29	.	.	1-8	4	.	.	1	.	.	
31	D.J. Welter	5-5	5	20	25	1.0-11	1.0-11	.	1	1	1-0	1	.	.	
94	Danielle Hunter	5-5	11	14	25	4.5-28	1.0-5	.	.	1	1-25	1	.	.	
13	Dwayne Thomas	5-0	8	16	24	2.5-11	1.5-10	1-0	1	2	1-0	.	.	.	
52	K. Beckwith	5-0	6	14	20	2.0-9	1.0-8	1-29	1	
59	Jermauria Rasco	5-5	6	13	19	2.5-11	2.0-10	.	.	4	
28	Jalen Mills	5-5	8	11	19	1.5-1	.	1-0	1	1	1-36	.	.	.	
33	Jamal Adams	5-0	4	14	18	0.5-1	.	.	1	
40	Duke Riley	5-1	4	11	15	
57	D. Godchaux	5-2	3	11	14	0.5-1	1	.	.	
32	Jalen Collins	5-3	8	6	14	1.0-2	.	.	2	
16	T. White	5-5	8	5	13	2.0-2	.	1-0	3	1	
91	C. LaCouture	5-5	2	11	13	1.0-1	0.5-1	.	2	1	
45	Deion Jones	5-1	4	9	13	1.0-2	.	.	.	1	1-0	.	.	.	
29	R. Jefferson	5-0	4	6	10	.	.	1-18	1	1	
46	Tashawn Bower	5-0	1	9	10	1.0-2	.	.	.	1	
21	R. Robinson	4-2	3	5	8	
23	Lamar Louis	4-4	3	4	7	1.0-1	
98	Deondre Clark	5-0	.	6	6	0.5-0	.	.	.	3	
95	Quentin Thomas	4-3	1	4	5	
58	Sione Teuhema	3-0	3	2	5	2.0-19	2.0-19	
22	Ronnie Feist	3-0	.	4	4	1-0	.	.	.	
96	Mickey Johnson	2-0	.	3	3	
54	Justin Maclin	3-0	.	3	3	0.5-1	0.5-1	.	.	1	
92	Lewis Neal	5-0	1	2	3	1.5-4	
99	Greg Gilmore	2-0	1	2	3	0.5-3	0.5-3	
90	Maquedius Bain	4-0	.	2	2	.	.	.	1	
24	Ed Paris	5-0	.	2	2	
39	Russell Gage	2-0	1	1	2	
18	Terrence Magee	5-0	.	2	2	
93	M.J. Patterson	3-0	.	1	1	
85	Dillon Gordon	5-5	1	.	1	
97	Frank Herron	2-0	.	1	1	
34	Darrel Williams	4-0	1	.	1	
15	Malachi Dupre	4-1	1	.	1	
50	Reid Ferguson	5-0	.	1	1	
35	Devin Voorhies	3-0	.	1	1	
Total		5	121	252	373	29-112	10-68	6-55	18	20	6-61	5	.	.	
Opponents		5	153	292	445	23-107	10-65	4-0	11	7	4-0	3	.	.	

2014 LSU Football
LSU Team Game-by-Game (as of Sep 27, 2014)
All games

TEAM STATISTICS

Date	Opponent	Rushing				Receiving				Passing				Kick Returns				Punt Returns				tot off
		no.	yds	td	lg	no.	yds	td	lg	cmp-att-int	yds	td	lg	no.	yds	td	lg	no.	yds	td	lg	
Aug 30	vs Wisconsin	47	126	1	28	9	239	2	80	9-21-0	239	2	80	5	117	0	33	3	16	0	9	365
Sep 06	SAM HOUSTON ST.	58	334	4	46	11	250	4	94	11-18-0	250	4	94	1	22	0	22	3	40	0	30	584
Sep 13	ULM	52	219	4	24	12	153	0	32	12-20-1	153	0	32	1	40	0	40	4	31	0	26	372
Sep 20	MISSISSIPPI ST.	36	89	1	20	20	341	2	49	20-36-1	341	2	49	3	60	0	27	0	0	0	0	430
Sep 27	NEW MEXICO ST.	54	363	5	26	14	200	3	33	14-20-2	200	3	33	0	0	0	0	3	24	0	12	563
Opponents		247	1131	15	46	66	1183	11	94	66-115-4	1183	11	94	10	239	0	40	13	111	0	30	2314
		179	808	6	79	64	653	2	74	64-139-6	653	2	74	10	196	0	32	9	47	0	21	1461

Games played: 5
 Avg per rush: 4.6
 Avg per catch: 17.9
 Pass efficiency: 168.41
 Kick ret avg: 23.9
 Punt ret avg: 8.5
 All purpose avg/game: 543.8
 Total offense avg/gm: 462.8

Date	Opponent	Tackles				Sacks	Fumble		Pass Defense			Blkd	PAT Attempts					
		ua	a	total	tfl-yds		no-yds	ff	fr-yds	int-yds	qbh		brup	kick	kick	rush	rcv	saf
Aug 30	vs Wisconsin	28	32	60	5.0-10	0.0-0	0	0-0	2-8	4	4	0	2-2	0	1	0	0	28
Sep 06	SAM HOUSTON ST.	25	50	75	10.0-60	7.0-51	1	1-0	2-18	5	1	0	6-7	1	0	0	56	
Sep 13	ULM	17	42	59	5.0-11	1.0-5	0	1-0	0-0	4	5	0	4-4	0	0	0	31	
Sep 20	MISSISSIPPI ST.	27	70	97	4.0-15	2.0-12	2	2-25	0-0	3	4	0	2-2	0	0	0	29	
Sep 27	NEW MEXICO ST.	24	58	82	5.0-16	0.0-0	2	2-36	2-29	4	4	0	9-9	0	0	0	63	
Opponents		121	252	373	29.0-112	10.0-68	5	6-61	6-55	20	18	0	23-24	1	1	0	207	
		153	292	445	23.0-107	10.0-65	3	4-0	4-0	7	11	0	8-8	0	0	0	65	

Date	Opponent	Punting									Field Goals			Kickoffs				
		no.	yds	avg	long	blkd	tb	fc	50+	i20	md-att	long	blkd	no.	yds	avg	tb	ob
Aug 30	vs Wisconsin	8	340	42.5	64	0	0	3	2	5	2-2	47	0	6	382	63.7	3	1
Sep 06	SAM HOUSTON ST.	4	175	43.8	56	0	0	2	1	3	0-0	0	0	9	579	64.3	5	0
Sep 13	ULM	5	239	47.8	59	0	0	1	3	2	1-1	21	0	6	375	62.5	3	0
Sep 20	MISSISSIPPI ST.	8	409	51.1	62	0	1	3	5	3	1-1	30	0	5	276	55.2	4	1
Sep 27	NEW MEXICO ST.	3	143	47.7	57	0	0	0	1	0	0-0	0	0	10	647	64.7	8	1
Opponents		28	1306	46.6	64	0	1	9	12	13	4-4	47	0	36	2259	62.8	23	3
		43	1724	40.1	57	0	5	13	7	10	3-4	51	0	16	958	59.9	4	0

2014 LSU Football
LSU Opponent Game-by-Game (as of Sep 27, 2014)
All games

OPPONENT STATISTICS

Date	Opponent	Rushing				Receiving				Passing				Kick Returns				Punt Returns				tot off
		no.	yds	td	lg	no.	yds	td	lg	cmp	att	int	yds	td	lg	no.	yds	td	lg	no.	yds	
Aug 30	vs Wisconsin	39	268	3	63	8	50	0	14	8-24-2	50	0	14	2	31	0	25	1	-3	0	0	318
Sep 06	SAM HOUSTON ST.	36	50	0	10	9	156	0	48	9-28-2	156	0	48	4	93	0	32	2	2	0	2	206
Sep 13	ULM	18	16	0	6	16	77	0	12	16-30-0	77	0	12	3	51	0	20	2	6	0	6	93
Sep 20	MISSISSIPPI ST.	49	302	2	66	15	268	2	74	15-24-0	268	2	74	0	0	0	0	2	35	0	21	570
Sep 27	NEW MEXICO ST.	37	172	1	79	16	102	0	23	16-33-2	102	0	23	1	21	0	21	2	7	0	5	274
LSU		179	808	6	79	64	653	2	74	64-139-6	653	2	74	10	196	0	32	9	47	0	21	1461
LSU		247	1131	15	46	66	1183	11	94	66-115-4	1183	11	94	10	239	0	40	13	111	0	30	2314

Games played: 5
 Avg per rush: 4.5
 Avg per catch: 10.2
 Pass efficiency: 81.62
 Kick ret avg: 19.6
 Punt ret avg: 5.2
 All purpose avg/game: 340.8
 Total offense avg/gm: 292.2

Date	Opponent	Tackles				Sacks	Fumble		Pass Defense			Blkd	PAT Attempts								
		ua	a	total	tfl-yds		no-yds	ff	fr-yds	int-yds	qbh		brup	kick	kick	rush	rcv	saf	pts		
Aug 30	vs Wisconsin	32	52	84	9.0-37	3.0-17	1	1-0	0-0	5	4	0	3-3	0	0	0	0	0	0	0	24
Sep 06	SAM HOUSTON ST.	33	60	93	3.0-9	1.0-4	0	1-0	0-0	0	3	0	0-0	0	0	0	0	0	0	0	0
Sep 13	ULM	28	66	94	4.0-16	2.0-12	0	0-0	1-0	2	1	0	0-0	0	0	0	0	0	0	0	0
Sep 20	MISSISSIPPI ST.	30	48	78	6.0-36	3.0-23	0	0-0	1-0	0	3	0	4-4	0	0	0	0	0	0	34	
Sep 27	NEW MEXICO ST.	30	66	96	1.0-9	1.0-9	2	2-0	2-0	0	0	0	1-1	0	0	0	0	0	0	7	
LSU		153	292	445	23.0-107	10.0-65	3	4-0	4-0	7	11	0	8-8	0	0	0	0	0	0	65	
LSU		121	252	373	29.0-112	10.0-68	5	6-61	6-55	20	18	0	23-24	1	1	0	0	0	207		

Date	Opponent	Punting										Field Goals			Kickoffs			
		no.	yds	avg	long	blkd	tb	fc	50+	i20	md-att	long	blkd	no.	yds	avg	tb	ob
Aug 30	vs Wisconsin	8	300	37.5	57	0	0	1	2	1	1-1	51	0	5	314	62.8	0	0
Sep 06	SAM HOUSTON ST.	9	398	44.2	52	0	1	3	1	2	0-0	0	0	1	57	57.0	0	0
Sep 13	ULM	10	402	40.2	56	0	0	1	3	3	0-0	0	0	1	65	65.0	0	0
Sep 20	MISSISSIPPI ST.	6	243	40.5	44	0	1	5	0	2	2-2	28	0	7	450	64.3	4	0
Sep 27	NEW MEXICO ST.	10	381	38.1	54	0	3	3	1	2	0-1	0	0	2	72	36.0	0	0
LSU		43	1724	40.1	57	0	5	13	7	10	3-4	51	0	16	958	59.9	4	0
LSU		28	1306	46.6	64	0	1	9	12	13	4-4	47	0	36	2259	62.8	23	3

Player Game-by-Game Statistics

PASSING

Anthony Jennings	Att	Cmp	Int	Yds	TD	Lng
vs. #14 Wisconsin	21	9	0	239	2	80
Sam Houston State	13	7	0	188	3	94
Louisiana-Monroe	18	11	1	139	0	32
Mississippi State	26	13	0	157	0	49
New Mexico State	5	2	2	11	0	7
at Auburn						
at Florida						
Kentucky						
Ole Miss						
Alabama						
at Arkansas						
at Texas A&M						

TOTALS	83	42	3	734	5	94
---------------	-----------	-----------	----------	------------	----------	-----------

Brandon Harris	Att	Cmp	Int	Yds	TD	Lng
vs. #14 Wisconsin	0	0	0	0	0	0
Sam Houston State	5	4	0	62	1	22
Louisiana-Monroe	2	1	0	14	0	14
Mississippi State	9	6	1	140	2	31
New Mexico State	14	11	0	178	3	33
at Auburn						
at Florida						
Kentucky						
Ole Miss						
Alabama						
at Arkansas						
at Texas A&M						

TOTALS	30	22	1	394	6	33
---------------	-----------	-----------	----------	------------	----------	-----------

RUSHING

Leonard Fournette	Att	Gn	Ls	Net	TD	Lng
vs. #14 Wisconsin	8	21	3	18	0	5
Sam Houston State	13	92	0	92	1	40
Louisiana-Monroe	10	54	2	52	1	24
Mississippi State	7	38	0	38	0	20
New Mexico State	18	122	0	122	2	17
at Auburn						
at Florida						
Kentucky						
Ole Miss						
Alabama						
at Arkansas						
at Texas A&M						

TOTALS	56	327	5	322	4	40
---------------	-----------	------------	----------	------------	----------	-----------

Kenny Hilliard	Att	Gn	Ls	Net	TD	Lng
vs. #14 Wisconsin	18	111	1	110	1	28
Sam Houston State	11	55	0	55	1	9
Louisiana-Monroe	12	50	0	50	1	7
Mississippi State	9	31	1	30	1	9
New Mexico State	7	53	0	53	0	26
at Auburn						
at Florida						
Kentucky						
Ole Miss						
Alabama						
at Arkansas						
at Texas A&M						

TOTALS	57	300	2	298	4	28
---------------	-----------	------------	----------	------------	----------	-----------

Darrel Williams	Att	Gn	Ls	Net	TD	Lng
vs. #14 Wisconsin	DNP					
Sam Houston State	14	66	1	65	1	17
Louisiana-Monroe	7	37	0	37	2	22
Mississippi State	2	4	0	4	0	4
New Mexico State	10	59	0	59	0	13
at Auburn						
at Florida						
Kentucky						
Ole Miss						
Alabama						
at Arkansas						
at Texas A&M						

TOTALS	33	166	1	165	3	22
---------------	-----------	------------	----------	------------	----------	-----------

Terrence Magee	Att	Gn	Ls	Net	TD	Lng
vs. #14 Wisconsin	6	9	1	8	0	4
Sam Houston State	6	27	0	27	0	7
Louisiana-Monroe	12	45	2	43	0	12
Mississippi State	2	4	0	4	0	2
New Mexico State	8	62	0	62	1	23
at Auburn						
at Florida						
Kentucky						
Ole Miss						
Alabama						
at Arkansas						
at Texas A&M						

TOTALS	34	147	3	144	1	23
---------------	-----------	------------	----------	------------	----------	-----------

Brandon Harris	Att	Gn	Ls	Net	TD	Lng
vs. #14 Wisconsin	2	0	11	-11	0	0
Sam Houston State	5	62	9	53	1	46
Louisiana-Monroe	2	11	0	11	0	8
Mississippi State	2	19	0	19	0	12
New Mexico State	5	36	0	36	2	21
at Auburn						
at Florida						
Kentucky						
Ole Miss						
Alabama						
at Arkansas						
at Texas A&M						

TOTALS	16	128	20	108	3	46
---------------	-----------	------------	-----------	------------	----------	-----------

Anthony Jennings	Att	Gn	Ls	Net	TD	Lng
vs. #14 Wisconsin	9	19	21	-2	0	7
Sam Houston State	8	52	9	43	0	19
Louisiana-Monroe	7	34	14	20	0	22
Mississippi State	11	29	23	6	0	9
New Mexico State	3	18	9	9	0	9
at Auburn						
at Florida						
Kentucky						
Ole Miss						
Alabama						
at Arkansas						
at Texas A&M						

TOTALS	38	152	76	76	0	22
---------------	-----------	------------	-----------	-----------	----------	-----------

Trey Quinn	Att	Gn	Ls	Net	TD	Lng
vs. #14 Wisconsin	1	2	0	2	0	2
Sam Houston State	0	0	0	0	0	0
Louisiana-Monroe	1	9	0	9	0	9
Mississippi State	0	0	0	0	0	0
New Mexico State	0	0	0	0	0	0
at Auburn						
at Florida						
Kentucky						
Ole Miss						
Alabama						
at Arkansas						
at Texas A&M						

TOTALS	2	11	0	11	0	9
---------------	----------	-----------	----------	-----------	----------	----------

Player Game-by-Game Statistics

RECEIVING

Travin Dural	Rec	Yds	TD	Lng
vs. #14 Wisconsin	3	151	1	80
Sam Houston State	3	140	3	94
Louisiana-Monroe	6	79	0	32
Mississippi State	6	124	0	49
New Mexico State	3	40	1	22
at Auburn				
at Florida				
Kentucky				
Ole Miss				
Alabama				
at Arkansas				
at Texas A&M				
TOTALS	21	534	5	94

Trey Quinn	Rec	Yds	TD	Lng
vs. #14 Wisconsin	1	11	0	11
Sam Houston State	2	26	0	14
Louisiana-Monroe	2	12	0	10
Mississippi State	2	24	0	19
New Mexico State	3	46	0	27
at Auburn				
at Florida				
Kentucky				
Ole Miss				
Alabama				
at Arkansas				
at Texas A&M				
TOTALS	10	119	0	27

Malachi Dupre	Rec	Yds	TD	Lng
vs. #14 Wisconsin	DNP			
Sam Houston State	2	23	1	15
Louisiana-Monroe	0	0	0	0
Mississippi State	4	120	2	44
New Mexico State	3	54	1	27
at Auburn				
at Florida				
Kentucky				
Ole Miss				
Alabama				
at Arkansas				
at Texas A&M				
TOTALS	9	197	4	44

John Diarse	Rec	Yds	TD	Lng
vs. #14 Wisconsin	2	48	1	36
Sam Houston State	2	29	0	22
Louisiana-Monroe	2	39	0	23
Mississippi State	0	0	0	0
New Mexico State	1	9	0	9
at Auburn				
at Florida				
Kentucky				
Ole Miss				
Alabama				
at Arkansas				
at Texas A&M				
TOTALS	7	125	1	36

Leonard Fournette	Rec	Yds	TD	Lng
vs. #14 Wisconsin	0	0	0	0
Sam Houston State	2	32	0	17
Louisiana-Monroe	1	20	0	20
Mississippi State	1	1	0	1
New Mexico State	1	33	0	33
at Auburn				
at Florida				
Kentucky				
Ole Miss				
Alabama				
at Arkansas				
at Texas A&M				
TOTALS	5	86	0	33

Terrence Magee	Rec	Yds	TD	Lng
vs. #14 Wisconsin	0	0	0	0
Sam Houston State	0	0	0	0
Louisiana-Monroe	0	0	0	0
Mississippi State	4	29	0	13
New Mexico State	1	4	0	4
at Auburn				
at Florida				
Kentucky				
Ole Miss				
Alabama				
at Arkansas				
at Texas A&M				
TOTALS	5	33	0	13

Darrel Williams	Rec	Yds	TD	Lng
vs. #14 Wisconsin	0	0	0	0
Sam Houston State	0	0	0	0
Louisiana-Monroe	0	0	0	0
Mississippi State	2	38	0	25
New Mexico State	1	11	0	11
at Auburn				
at Florida				
Kentucky				
Ole Miss				
Alabama				
at Arkansas				
at Texas A&M				
TOTALS	3	49	0	25

Kenny Hilliard	Rec	Yds	TD	Lng
vs. #14 Wisconsin	2	22	0	12
Sam Houston State	0	0	0	0
Louisiana-Monroe	1	3	0	3
Mississippi State	0	0	0	0
New Mexico State	0	0	0	0
at Auburn				
at Florida				
Kentucky				
Ole Miss				
Alabama				
at Arkansas				
at Texas A&M				
TOTALS	3	25	0	12

Travis Dickson	Rec	Yds	TD	Lng
vs. #14 Wisconsin	1	7	0	7
Sam Houston State	0	0	0	0
Louisiana-Monroe	0	0	0	0
Mississippi State	1	5	0	5
New Mexico State	0	0	0	0
at Auburn				
at Florida				
Kentucky				
Ole Miss				
Alabama				
at Arkansas				
at Texas A&M				
TOTALS	2	12	0	7

Melvin Jones	Rec	Yds	TD	Lng
vs. #14 Wisconsin	0	0	0	0
Sam Houston State	0	0	0	0
Louisiana-Monroe	0	0	0	0
Mississippi State	0	0	0	0
New Mexico State	1	3	1	3
at Auburn				
at Florida				
Kentucky				
Ole Miss				
Alabama				
at Arkansas				
at Texas A&M				
TOTALS	1	3	1	3

Player Game-by-Game Statistics

RETURN YARDAGE

	Kickoff Returns			Punt Returns		
	No.	Yds	Lng	No.	Yds	Lng
Leonard Fournette						
vs. #14 Wisconsin	5	117	33	0	0	0
Sam Houston State	1	22	22	0	0	0
Louisiana-Monroe	1	40	40	0	0	0
Mississippi State	3	60	27	0	0	0
New Mexico State	0	0	0	0	0	0
at Auburn						
at Florida						
Kentucky						
Ole Miss						
Alabama						
at Arkansas						
at Texas A&M						
TOTALS	10	239	40	0	0	0

	Kickoff Returns			Punt Returns		
	No.	Yds	Lng	No.	Yds	Lng
Tre'Davious White						
vs. #14 Wisconsin	0	0	0	3	16	9
Sam Houston State	0	0	0	3	40	30
Louisiana-Monroe	0	0	0	4	31	26
Mississippi State	0	0	0	0	0	0
New Mexico State	0	0	0	2	17	12
at Auburn						
at Florida						
Kentucky						
Ole Miss						
Alabama						
at Arkansas						
at Texas A&M						
TOTALS	0	0	0	12	104	30

	Kickoff Returns			Punt Returns		
	No.	Yds	Lng	No.	Yds	Lng
Trey Quinn						
vs. #14 Wisconsin	0	0	0	0	0	0
Sam Houston State	0	0	0	0	0	0
Louisiana-Monroe	0	0	0	0	0	0
Mississippi State	0	0	0	0	0	0
New Mexico State	0	0	0	1	7	7
at Auburn						
at Florida						
Kentucky						
Ole Miss						
Alabama						
at Arkansas						
at Texas A&M						
TOTALS	0	0	0	1	7	7

PUNTING

	No.	Yds	Avg	Lng	I-20
Jamie Keehn					
vs. #14 Wisconsin	8	340	42.5	64	5
Sam Houston State	4	175	43.8	56	3
Louisiana-Monroe	5	239	47.8	59	2
Mississippi State	8	409	51.1	62	3
New Mexico State	3	143	47.7	57	0
at Auburn					
at Florida					
Kentucky					
Ole Miss					
Alabama					
at Arkansas					
at Texas A&M					
TOTALS	28	1306	46.6	64	13

FIELD GOALS

	Made	Missed
Colby Delahoussaye		
vs. #14 Wisconsin	30, 47	
Sam Houston State	--	
Louisiana-Monroe	21	
Mississippi State	30	
New Mexico State	--	
at Auburn		
at Florida		
Kentucky		
Ole Miss		
Alabama		
at Arkansas		
at Texas A&M		
TOTALS	4/4	

PLAYER DEFENSIVE GAME-BY-GAME STATISTICS

Tackles (UT-AT-TOT)	vs. WISC	SHST	ULM	MSU	NMST	at AU	at UF	UK	UM	BAMA	at ARK	at A&M	TOTALS
Kwon Alexander	5-3-8	0-1-1	DNP	4-9-13	3-5-8								12-18-30
Ronald Martin	1-4-5	1-1-2	2-1-3	4-9-13	3-3-6								11-18-29
Danielle Hunter	4-3-7	3-4-7	0-1-1	2-4-6	2-2-4								11-14-25
D.J. Welter	1-4-5	1-3-4	0-2-2	1-5-6	2-6-8								5-20-25
Dwayne Thomas	1-4-5	2-5-7	2-2-4	2-4-6	1-1-2								8-16-24
Kendell Beckwith	0-1-1	2-5-7	0-2-2	2-4-6	2-2-4								6-14-20
Jalen Mills	2-2-4	2-0-2	1-1-2	1-6-7	2-2-4								8-11-19
Jermauria Rasco	2-3-5	1-1-2	1-2-3	1-5-6	1-2-3								6-13-19
Jamal Adams	-	1-4-5	2-2-4	1-3-4	0-5-5								4-14-18
Duke Riley	2-0-2	-	1-7-8	1-1-2	0-3-3								4-11-15
Jalen Collins	4-2-6	2-0-2	1-2-3	1-2-3	-								8-6-14
Davon Godchaux	0-1-1	1-2-3	0-3-3	1-2-3	1-3-4								3-11-14
Deion Jones	2-0-2	2-3-5	0-2-2	0-2-2	0-2-2								4-9-13
Christian LaCouture	1-2-3	0-2-2	0-2-2	1-3-4	0-2-2								2-11-13
Tre'Davious White	2-1-3	1-1-2	3-1-4	1-1-2	1-1-2								8-5-13
Tashawn Bower	-	-	0-2-2	1-2-3	0-5-5								1-9-10
Rickey Jefferson	-	0-1-1	2-3-5	1-1-2	1-1-2								4-6-10
Rashard Robinson	DNP	1-0-1	0-2-2	0-3-3	2-0-2								3-5-8
Lamar Louis	1-1-2	0-1-1	DNP	1-0-1	1-2-3								3-4-7
Deondre Clark	-	0-2-2	0-2-2	-	0-2-2								0-6-6
Sione Teuhema	DNP	2-2-4	1-0-1	DNP	-								3-2-5
Quentin Thomas	0-1-1	0-1-1	1-0-1	0-2-2	DNP								1-4-5
Ronnie Feist	DNP	0-2-2	0-2-2	DNP	-								0-4-4
Greg Gilmore	DNP	0-1-1	DNP	DNP	1-1-2								1-2-3
Mickey Johnson	DNP	0-1-1	DNP	DNP	0-2-2								0-3-3
Justin Maclin	DNP	0-2-2	-	DNP	0-1-1								0-3-3
Lewis Neal	-	1-0-1	-	0-2-2	-								1-2-3
Maquedius Bain	DNP	-	-	-	0-2-2								0-2-2
Russell Gage	DNP	1-1-2	DNP	DNP	-								1-1-2
Terrence Magee	-	0-1-1	-	-	0-1-1								0-2-2
Ed Paris	-	0-1-1	-	-	0-1-1								0-2-2
Malachi Dupre	-	-	-	-	1-0-1								1-0-1
Reid Ferguson	-	-	0-1-1	-	-								0-1-1
Dillon Gordon	-	-	-	1-0-1	-								1-0-1
Frank Herron	DNP	0-1-1	-	DNP	DNP								0-1-1
M.J. Patterson	DNP	-	-	DNP	0-1-1								0-1-1
Devin Voorhies	DNP	0-1-1	-	DNP	-								0-1-1
Darrel Williams	DNP	1-0-1	-	-	-								1-0-1

TFL-Yards	vs. WISC	SHST	ULM	MSU	NMST	at AU	at UF	UK	UM	BAMA	at ARK	at A&M	TOTALS
Danielle Hunter	1.0-5	1.5-6	-	1.0-5	1.0-12								4.5-28
Jermauria Rasco	0.5-1	1.0-5	1.0-5	-	-								2.5-11
Dwayne Thomas	0.5-1	1.0-3	-	1.0-7	-								2.5-11
Kwon Alexander	2.0-2	-	DNP	-	-								2.0-2
Kendell Beckwith	-	1.0-8	-	1.0-1	-								2.0-9
Sione Teuhema	DNP	2.0-19	-	DNP	-								2.0-19
Tre'Davious White	-	-	1.0-1	-	1.0-1								2.0-2
Jalen Mills	1.0-1	-	-	-	0.5-0								1.5-1
Lewis Neal	-	1.0-3	-	0.5-1	-								1.5-4
Tashawn Bower	-	-	0.5-1	-	0.5-1								1.0-2
Jalen Collins	-	-	1.0-2	-	-								1.0-2
Deion Jones	-	-	0.5-1	-	0.5-1								1.0-2
Christian LaCouture	-	0.5-1	0.5-0	-	-								1.0-1
Lamar Louis	-	-	DNP	-	1.0-1								1.0-1
D.J. Welter	-	1.0-11	-	-	-								1.0-11
Jamal Adams	-	-	-	0.5-1	-								0.5-1
Deondre Clark	-	-	-	-	0.5-0								0.5-0
Greg Gilmore	DNP	0.5-3	DNP	DNP	-								0.5-3
Davon Godchaux	-	-	0.5-1	-	-								0.5-1
Justin Maclin	DNP	0.5-1	-	DNP	-								0.5-1

Sacks-Yards	vs. WISC	SHST	ULM	MSU	NMST	at AU	at UF	UK	UM	BAMA	at ARK	at A&M	TOTALS
Jermauria Rasco	-	1.0-5	1.0-5	-	-								2.0-10
Sione Teuhema	DNP	2.0-19	-	DNP	-								2.0-19
Dwayne Thomas	-	0.5-3	-	1.0-7	-								1.5-10
Kendell Beckwith	-	1.0-8	-	-	-								1.0-8
Danielle Hunter	-	-	-	1.0-5	-								1.0-5
D.J. Welter	-	1.0-11	-	-	-								1.0-11
Greg Gilmore	DNP	0.5-3	DNP	DNP	-								0.5-3
Christian LaCouture	-	0.5-1	-	-	-								0.5-1
Justin Maclin	DNP	0.5-1	-	DNP	-								0.5-1

SPECIAL TEAMS TACKLES

Player	vs. WISC	SHST	ULM	MSU	NMST	at AU	at UF	UK	UM	BAMA	at ARK	at A&M	TOTALS
Jamal Adams	-	1-2-3	0-1-1	1-0-1	1-0-1								3-3-6
Duke Riley	1-0-1	1-0-1	0-2-2	-	0-1-1								2-3-5
Rickey Jefferson	-	-	1-1-2	-	-								1-1-2
Terrence Magee	-	0-1-1	-	-	1-0-1								1-1-2
Dwayne Thomas	0-1-1	-	1-0-1	-	-								1-1-2
Kendell Beckwith	-	-	1-0-1	-	-								1-0-1
Jalen Collins	0-1-1	-	-	-	-								0-1-1
Reid Ferguson	-	-	1-0-1	-	-								1-0-1
Russell Gage	DNP	1-0-1	DNP	DNP	-								1-0-1
Dillon Gordon	-	-	-	1-0-1	-								1-0-1
Danielle Hunter	1-0-1	-	-	-	-								1-0-1
Deion Jones	-	-	-	-	0-1-1								0-1-1
Lamar Louis	-	0-1-1	DNP	-	-								0-1-1
Ed Paris	-	-	-	-	0-1-1								0-1-1
Tre'Davious White	-	-	0-1-1	-	-								0-1-1
Darrel Williams	DNP	1-0-1	-	-	-								1-0-1

OFFENSIVE LINE SNAPS PLAYED

Player	vs. WISC	SHST	ULM	MSU	NMST	at AU	at UF	UK	UM	BAMA	at ARK	at A&M	TOTALS
La'el Collins	67	55	66	75	47								310
Jerald Hawkins	63	55	63	75	45								301
Vadal Alexander	67	37	63	75	47								289
Ethan Pocic	67	38	DNP	58	47								210
Hoko Fanaika	67	34	59	17	28								205
Elliott Porter	DNP	DNP	66	75	45								186
Evan Washington	4	61	22	DNP	6								93
Andy Dodd	DNP	39	9	DNP	26								74
K.J. Malone	DNP	22	9	DNP	26								57
Jonah Austin	DNP	22	9	DNP	20								51
Josh Boutte	-	22	9	-	16								47

OFFENSIVE LINE KNOCKDOWNS

Player	vs. WISC	SHST	ULM	MSU	NMST	at AU	at UF	UK	UM	BAMA	at ARK	at A&M	TOTALS
La'el Collins	5	11.5	8	7	8								39.5
Vadal Alexander	5	3.5	7.5	4.5	5								25.5
Ethan Pocic	6	2	DNP	5	11								24
Jerald Hawkins	3	4	3	5	7								22
Hoko Fanaika	4	4	5	-	2								15
Elliott Porter	DNP	DNP	4	2	7								13
Josh Boutte	-	2	1	-	3								6
K.J. Malone	DNP	1	-	DNP	4								5
Evan Washington	-	3	2	DNP	-								5
Jonah Austin	DNP	1	-	DNP	3								4
Andy Dodd	DNP	1	-	DNP	1								2

Game 1

#14 Wisconsin

24

#13 LSU

28

Aug. 30, 2014
NRG Stadium
Houston, Texas
71,599

F

LSU

RUSHING

	Att.	Gain	Lost	Net	TD	Long
Kenny Hilliard	18	111	1	110	1	28
Leonard Fournette	8	21	3	18	0	5
Terrence Magee	6	9	1	8	0	4
Kendell Beckwith	1	5	0	5	0	5
Trey Quinn	1	2	0	2	0	2
Anthony Jennings	9	19	21	-2	0	7
TEAM	2	0	4	-4	0	0
Brandon Harris	2	0	11	-11	0	0

PASSING

	Att.	Comp	Int	Yds	TD	Long	Sacks
Anthony Jennings	21	9	0	239	2	80	2
Brandon Harris	0	0	0	0	0	0	1

RECEIVING

	No.	Yds.	TD	Long
Travin Dural	3	151	1	80
John Diarse	2	48	1	36
Kenny Hilliard	2	22	0	12
Trey Quinn	1	11	0	11
Travis Dickson	1	7	0	7

PUNTING

	No.	Yds.	Avg.	Long	I20
Jamie Keehn	8	340	42.5	64	5

FIELD GOALS

	Att.	Made	Long	KICKS
Colby Delahoussaye	2	2	47	Made: 30, 47

Punts

Punts			Kickoffs			Interceptions		
No.	Yds.	Lg.	No.	Yds.	Lg.	No.	Yds.	Lg.
3	16	9	0	0	0	0	0	0
0	0	0	0	0	0	1	8	8
0	0	0	0	0	0	1	0	0
0	0	0	5	117	33	0	0	0

ALL RETURNS

	No.	Yds.	Lg.
Tre'Davious White	3	16	9
Ronald Martin	0	0	0
Jalen Mills	0	0	0
Leonard Fournette	0	0	0

Wisconsin

RUSHING

	Att.	Gain	Lost	Net	TD	Long
Melvin Gordon	16	144	4	140	1	63
Corey Clement	15	46	1	45	1	7
Reggie Love	1	45	0	45	1	45
Tanner McEvoy	6	42	2	40	0	22
TEAM	1	0	2	-2	0	0

PASSING

	Att.	Comp	Int.	Yds.	TD	Long	Sacks
Tanner McEvoy	24	8	2	50	0	14	0

RECEIVING

	No.	Yds.	TD	Long
Alex Erickson	3	33	0	14
Austin Traylor	1	9	0	9
Jordan Fredrick	1	6	0	6
Sam Arneson	1	5	0	5
Reggie Love	1	2	0	2
Kyle Costigan	1	-5	0	0

PUNTING

	No.	Yds.	Avg.	Long	I20
Drew Meyer	8	300	37.5	57	1

FIELD GOALS

	Att.	Made	Long	KICKS
Rafael Gaglianone	1	1	51	Made: 51

Punts

Punts			Kickoffs			Interceptions		
No.	Yds.	Lg.	No.	Yds.	Lg.	No.	Yds.	Lg.
1	-3	0	2	31	25	0	0	0

ALL RETURNS

	No.	Yds.	Lg.
Kenzel Doe	1	-3	0

Hilliard Along with Fake Punt Helps LSU Rally Past No. 14 Wisconsin, 28-24

Kenny Hilliard, with his powerful running, helped ignite a second-half rally that helped 13th-ranked LSU erase a 24-7 deficit as the Tigers posted one of the biggest comebacks in school history in the 28-24 win over 14th-ranked Wisconsin in the Advocare Texas Kickoff in Houston. Hilliard rushed for 110 yards and scored the game-winning touchdown on a 28-yard run in the fourth quarter. Wisconsin led 17-7 at halftime and then stretched the lead to 24-7 on the opening possession of the third quarter. The Badgers appeared to have the game in hand, stuffing LSU on its first possession of the second half, forcing the Tigers punt. Instead, LSU faked the punt and extended the drive that ultimately led to a 30-yard field goal **Colby Delahoussaye**, pulling the Tigers to within 24-10. The fake punt served as a momentum boost for LSU as from that point on the LSU defense held Wisconsin to only 32 total yards and forced two turnovers on the Badgers' final five possessions of the game. Meanwhile, the LSU offense got on track, scoring on four straight possessions to erase the 17-point deficit. Another Delahoussaye field goal pulled LSU to within 24-13 late in the third quarter before **Anthony Jennings** connected with **John Diarse** on a 36-yard TD and, along with a two-point conversion, got the Tigers within a field goal at 24-21. LSU took the lead for good on its next possession after a **Jalen Mills** interception set up the Tigers at their own 47-yard line. Hilliard ran for 17, 8 and then 28 yards on three straight plays to score the go-ahead TD with 9:41 to go in the contest. A **Ronald Martin** interception ended Wisconsin's next drive and then the Tigers forced the Badgers to a three-and-out on their final possession of the game, allowing LSU to run out the clock. Jennings connected on 9-of-21 passes for 239 yards and a pair of TDs in his second career start. **Travin Dural** led all receivers with three catches for 151 yards, including an 80-yard TD in the first quarter. LB **Kwon Alexander** (8 tackles, 2 TFL) and DE **Danielle Hunter** (7 tackles, 1.0 TFL) led the LSU defense as the Tigers won their 12th straight season opener and won a non-conference regular-season contest for the 46th consecutive time dating back to the 2002 season.

Scoring

	1	2	3	4	F
Wisconsin	10	7	7	0	- 24
LSU	7	0	6	15	- 28

WIS	9:05	1Q	Love 45 yd run (Gaglianone Kick)
WIS	5:07	1Q	Gaglianone 51 yd fg
LSU	4:47	1Q	Dural 80 yd pass from Jennings (Delahoussaye Kick)
WIS	7:36	2Q	Gordon 14 yd run (Gaglianone Kick)
WIS	12:24	3Q	Clement 2 yd run (Gaglianone Kick)
LSU	7:41	3Q	Delahoussaye 30 yd fg
LSU	2:11	3Q	Delahoussaye 47 yd fg
LSU	12:08	4Q	Diarse 36 yd pass from Jennings (Quinn pass from Jennings)
LSU	9:41	4Q	Hilliard 28 yd run (Delahoussaye Kick)

Team Stats

	WISC	LSU
FIRST DOWNS	14	17
RUSHING	10	8
PASSING	3	8
PENALTY	1	1
RUSHING ATTEMPTS	39	47
YARDS GAINED RUSHING	277	167
YARDS LOST RUSHING	9	41
NET YARDS RUSHING	268	126
NET YARDS PASSING	50	239
PASSES ATTEMPTED	24	21
PASSES COMPLETED	8	9
HAD INTERCEPTED	2	0
TOTAL OFFENSIVE PLAYS	63	68
TOTAL NET YARDS	318	365
AVERAGE GAIN PER PLAY	5.0	5.4
FUMBLES/LOST	1/0	2/1
PENALTIES/YARDS	3/26	7/50
INTERCEPTIONS/YARDS	0/0	2/8
PUNTS/YARDS	8/300	8/340
AVERAGE PER PUNT	37.5	42.5
PUNT RETURNS/YARDS	1/-3	3/16
KICKOFF RETURNS/YARDS	2/31	5/117
POSSESSION TIME	28:14	31:46
THIRD-DOWN CONVERSIONS	4/15	6/17
FOURTH-DOWN CONVERSIONS	1/1	1/1
SACKS BY	3/17	0/0

Game 2

Sam Houston State **0**
 #12 LSU **56**

Sept. 6, 2014
 Tiger Stadium
 Baton Rouge, La.
 100,338

F

LSU

RUSHING						
	Att.	Gain	Lost	Net	TD	Long
Leonard Fournette	13	92	0	92	1	40
Darrel Williams	14	66	1	65	1	17
Kenny Hilliard	11	55	0	55	1	9
Brandon Harris	5	62	9	53	1	46
Anthony Jennings	8	52	9	43	0	19
Terrence Magee	6	27	0	27	0	7
TEAM	1	0	1	-1	0	0

PASSING						
	Att.	Comp	Int	Yds	TD	Sacks
Anthony Jennings	13	7	0	188	3	94
Brandon Harris	5	4	0	62	1	22

RECEIVING				
	No.	Yds.	TD	Long
Travin Dural	3	140	3	94
Leonard Fournette	2	32	0	17
John Diarse	2	29	0	22
Trey Quinn	2	26	0	14
Malachi Dupre	2	23	1	15

PUNTING				
	No.	Yds.	Avg.	Long
Jamie Keehn	4	175	43.8	56

FIELD GOALS				
	Att.	Made	Long	KICKS
None				

ALL RETURNS	Punts			Kickoffs			Intercepted		
	No.	Yds.	Lg.	No.	Yds.	Lg.	No.	Yds.	Lg.
Tre'Davious White	3	40	30	0	0	0	0	0	0
Leonard Fournette	0	0	0	1	22	22	0	0	0
Rickey Jefferson	0	0	0	0	0	0	1	18	18
Dwayne Thomas	0	0	0	0	0	0	1	0	0

Sam Houston State

RUSHING						
	Att.	Gain	Lost	Net	TD	Long
Donavan Williams	9	29	0	29	0	7
Ridgeway Frank	3	18	1	17	0	9
Jalen Overstreet	5	17	0	17	0	9
Jared Johnson	10	35	18	17	0	10
Keshawn Hill	5	11	8	3	0	5
Don King III	4	0	33	-33	0	0

PASSING						
	Att.	Comp	Int.	Yds.	TD	Sacks
Jared Johnson	25	8	2	142	0	48
Don King III	3	1	0	14	0	14

RECEIVING				
	No.	Yds.	TD	Long
Yedidiah Louis	4	102	0	48
Keshawn Hill	3	24	0	11
LaDarius Brown	1	16	0	16
Rickey Smith	1	14	0	14

PUNTING				
	No.	Yds.	Avg.	Long
Lachlan Edwards	9	398	44.2	52

FIELD GOALS				
	Att.	Made	Long	KICKS
None				

ALL RETURNS	Punts			Kickoffs			Intercepted		
	No.	Yds.	Lg.	No.	Yds.	Lg.	No.	Yds.	Lg.
Trenier Orr	2	2	2	0	0	0	0	0	0
Keshawn Hill	0	0	0	3	79	32	0	0	0
Ridgeway Frank	0	0	0	1	14	14	0	0	0

Big Plays Help LSU To 56-0 Win Over Sam Houston State

Travin Dural scored three touchdowns, including a school-record 94-yard reception on the first offensive play of the game for LSU as the 12th-ranked Tigers pitched their first shutout since 2010 with a 56-0 win over Sam Houston State. LSU had little trouble with the Bearkats, limiting Sam Houston State to just 14 first downs and 206 total yards of offense. Sam Houston State came into the game averaging over 600 yards and 43 points a game. LSU scored touchdowns on its first five possessions of the game, building a 35-0 lead at halftime. Dural scored on a 28-yard TD reception from **Anthony Jennings** on LSU's second possession, then freshman **Leonard Fournette** scored his first career TD on a 4-yard run to give the Tigers a 20-0 first quarter advantage. Dural's third TD reception came early in the second quarter on an 18-yard pass from Jennings, running the score to 27-0. Rookie quarterback **Brandon Harris** scampered 46 yards for a TD midway through the second quarter to extend the advantage to 35-0. Four true freshmen scored TDs for LSU as **Darrel Williams** and **Malachi Dupre** each found the endzone in the second half. For the game, LSU racked up 584 total yards of offense with 334 yards coming on the ground. Fournette led LSU with 92 yards and a TD on 13 carries, while Williams added 65 yards and a score, and **Kenny Hilliard** had 55 yards and a touchdown. Jennings connected on 7-of-13 passes for 188 yards and 3 TDs, while Harris came off the bench to complete 4-of-5 passes for 62 yards and a score. Dural led LSU with three catches for 140 yard and three TDs. **Danielle Hunter**, **Kendell Beckwith** and **Dwayne Thomas** all had seven tackles for the Tiger defense, while **Rickey Jefferson** and Thomas each intercepted passes as LSU ran its home winning streak to 10 straight. Nine of Sam Houston's 14 possessions ended with a punt and three were stopped with a turnover, including the Jefferson interception that halted a drive at the LSU 5-yard line.

Scoring

	1	2	3	4	F
Sam Houston	0	0	0	0	- 0
LSU	20	15	7	14	- 56

LSU	13:32	1Q	Dural 94 yd pass from Jennings (Delahoussaye kick failed)
LSU	10:23	1Q	Dural 28 yd pass from Jennings (Delahoussaye kick)
LSU	3:56	1Q	Fournette 4 yd run (Delahoussaye kick)
LSU	13:28	2Q	Dural 18 yd pass from Jennings (Delahoussaye kick)
LSU	8:15	2Q	Harris 46 yd run (Hilliard rush)
LSU	7:11	3Q	Williams 1 yd run (Delahoussaye kick)
LSU	13:08	4Q	Dupre 8 yd pass from Harris (Delahoussaye kick)
LSU	10:25	4Q	Hilliard 2 yd run (Delahoussaye kick)

Team Stats

	SHST	LSU
FIRST DOWNS	14	27
RUSHING	5	15
PASSING	6	10
PENALTY	3	2
RUSHING ATTEMPTS	36	58
YARDS GAINED RUSHING	110	354
YARDS LOST RUSHING	60	20
NET YARDS RUSHING	50	334
NET YARDS PASSING	156	250
PASSES ATTEMPTED	28	18
PASSES COMPLETED	9	11
HAD INTERCEPTED	2	0
TOTAL OFFENSIVE PLAYS	64	76
TOTAL NET YARDS	206	584
AVERAGE GAIN PER PLAY	3.2	7.7
FUMBLES/LOST	1/1	4/1
PENALTIES/YARDS	2/30	6/60
INTERCEPTIONS/YARDS	0/0	2/18
PUNTS/YARDS	9/398	4/175
AVERAGE PER PUNT	44.2	43.8
PUNT RETURNS/YARDS	2/2	3/40
KICKOFF RETURNS/YARDS	4/93	1/22
POSSESSION TIME	24:57	35:03
THIRD-DOWN CONVERSIONS	3/14	8/12
FOURTH-DOWN CONVERSIONS	0/2	0/0
SACKS BY	1/4	7/51

Game 3

ULM
#10 LSU

0
31

Sept. 13, 2014
Tiger Stadium
Baton Rouge, La.
101,194

F

LSU

RUSHING	Att.	Gain	Lost	Net	TD	Long
Leonard Fournette	10	54	2	52	1	24
Kenny Hilliard	12	50	0	50	1	7
Terrence Magee	12	45	2	43	0	12
Darrel Williams	7	37	0	37	2	22
Anthony Jennings	7	34	14	20	0	22
Brandon Harris	2	11	0	11	0	8
Trey Quinn	1	9	0	9	0	9
TEAM	1	0	3	-3	0	0

PASSING	Att.	Comp	Int	Yds	TD	Long	Sacks
Anthony Jennings	18	11	1	139	0	32	2
Brandon Harris	2	1	0	14	0	14	0

RECEIVING	No.	Yds.	TD	Long
Travin Dural	6	79	0	32
John Diarse	2	39	0	23
Trey Quinn	2	12	0	10
Leonard Fournette	1	20	0	20
Kenny Hilliard	1	3	0	3

PUNTING	No.	Yds.	Avg.	Long	I20
Jamie Keehn	5	239	47.8	59	2

FIELD GOALS	Att.	Made	Long	KICKS
Colby Delahoussaye	1	1	21	Made: 21

ALL RETURNS	Punts			Kickoffs			Intercepted		
	No.	Yds.	Lg.	No.	Yds.	Lg.	No.	Yds.	Lg.
Tre'Davious White	4	31	26	0	0	0	0	0	0
Leonard Fournette	0	0	0	1	40	40	0	0	0

ULM

RUSHING	Att.	Gain	Lost	Net	TD	Long
Centarius Donald	10	24	0	24	0	6
Tyler Cain	4	2	4	-2	0	2
Pete Thomas	4	2	8	-6	0	2

PASSING	Att.	Comp	Int.	Yds.	TD	Long	Sacks
Pete Thomas	30	16	0	77	0	12	1

RECEIVING	No.	Yds.	TD	Long
Rashon Ceaser	6	35	0	10
Harley Scioneaux	3	15	0	8
Centarius Donald	2	9	0	5
Tyler Cain	2	-1	0	0
Kenzee Jackson	1	12	0	12
Ajalen Holley	1	5	0	5
Alec Osborne	1	2	0	2

PUNTING	No.	Yds.	Avg.	Long	I20
Justin Manton	10	402	40.2	56	3

FIELD GOALS	Att.	Made	Long	KICKS
None				

ALL RETURNS	Punts			Kickoffs			Intercepted		
	No.	Yds.	Lg.	No.	Yds.	Lg.	No.	Yds.	Lg.
Rashon Ceaser	2	6	6	0	0	0	0	0	0
Tyler Cain	0	0	0	2	31	17	0	0	0
Kaylon Watson	0	0	0	1	20	20	0	0	0
Mitch Lane	0	0	0	0	0	0	1	0	0

LSU "D" Dominant in 31-0 Win Over ULM

LSU's defense extended its scoreless streak to nine straight quarters and 31 consecutive possessions as the Tigers rolled to a 31-0 win over ULM. The win was the 48th straight for LSU in non-conference regular season games and the 400th overall in Tiger Stadium for the Tigers. The shutout was the second straight for LSU, the first time the Tigers have pitched back-to-back shutouts since 1985. It was also the sixth straight win overall and the 11th consecutive victory in Tiger Stadium for LSU. Since falling behind to Wisconsin 24-7 in the third quarter of the season opener, LSU has now outscored its opponents 108-0. LSU limited the Warhawks to just six first downs and 93 yards of total offense (16 rushing, 77 passing). The Tigers got all the points they would need late in the first quarter when **Colby Delahoussaye** kicked a 21-yard field goal for a 3-0 LSU advantage. **Darrel Williams** scored on a 22-yard run on LSU's next possession for a 10-0 lead early in the second quarter. The score remained that way until midway through the third quarter when Williams scored on a 1-yard run, extending the margin to 17-0. **Leonard Fournette** and **Kenny Hilliard** added rushing TDs in the second half to cap the scoring for the Tigers. Fournette led LSU with 52 yards rushing, while Hilliard added 50 yards and **Terrence Magee** 40 yards for the Tigers, which finished with 219 yards and 4 TDs on the ground. **Anthony Jennings** connected on 11-of-18 passes for 139 yards with **Travin Dural** being his top target with six catches for 79 yards. **Duke Riley**, in his first career start, led the LSU defense with 8 tackles.

Scoring

	1	2	3	4	F
ULM	0	0	0	0	- 0
LSU	3	7	14	7	- 31

LSU	3:20	1Q	Delahoussaye 21 yd field goal
LSU	13:11	2Q	Williams 22 yd run (Delahoussaye Kick)
LSU	7:22	3Q	Williams 1 yd run (Delahoussaye Kick)
LSU	3:26	3Q	Fournette 24 yd run (Delahoussaye Kick)
LSU	12:19	4Q	Hilliard 4 yd run (Delahoussaye Kick)

Team Stats

	ULM	LSU
FIRST DOWNS	6	22
RUSHING	0	14
PASSING	5	7
PENALTY	1	1
RUSHING ATTEMPTS	18	52
YARDS GAINED RUSHING	28	240
YARDS LOST RUSHING	12	21
NET YARDS RUSHING	16	219
NET YARDS PASSING	77	153
PASSES ATTEMPTED	30	20
PASSES COMPLETED	16	12
HAD INTERCEPTED	0	1
TOTAL OFFENSIVE PLAYS	48	72
TOTAL NET YARDS	93	372
AVERAGE GAIN PER PLAY	1.9	5.2
FUMBLES/LOST	1/1	0/0
PENALTIES/YARDS	5/45	6/54
INTERCEPTIONS/YARDS	1/0	0/0
PUNTS/YARDS	10/402	5/239
AVERAGE PER PUNT	40.2	47.8
PUNT RETURNS/YARDS	2/6	4/31
KICKOFF RETURNS/YARDS	3/51	1/40
POSSESSION TIME	25:02	34:58
THIRD-DOWN CONVERSIONS	4/14	7/14
FOURTH-DOWN CONVERSIONS	0/0	1/1
SACKS BY	2/12	1/5

Game 4

Mississippi State **34**
#8 LSU **29**

Sept. 20, 2014
Tiger Stadium
Baton Rouge, La.
102,321

F

LSU

RUSHING	Att.	Gain	Lost	Net	TD	Long
Leonard Fournette	7	38	0	38	0	20
Kenny Hilliard	9	31	1	30	1	9
Brandon Harris	2	19	0	19	0	12
Anthony Jennings	11	29	23	6	0	9
Darrel Williams	2	4	0	4	0	4
Terrence Magee	2	4	0	4	0	2
Travin Dural	1	0	5	-5	0	0
TEAM	2	0	7	-7	0	0

PASSING	Att.	Comp	Int	Yds	TD	Long	Sacks
Anthony Jennings	26	13	0	157	0	49	3
Brandon Harris	9	6	1	140	2	31	0
Terrence Magee	1	1	0	44	0	44	0

RECEIVING	No.	Yds.	TD	Long
Travin Dural	6	124	0	49
Malachi Dupre	4	120	2	44
Terrence Magee	4	29	0	13
Darrel Williams	2	38	0	25
Trey Quinn	2	24	0	19
Travis Dickson	1	5	0	5
Leonard Fournette	1	1	0	1

PUNTING	No.	Yds.	Avg.	Long	I20
Jamie Keehn	8	409	51.1	62	3

FIELD GOALS	Att.	Made	Long	KICKS
Colby Delahoussaye	1	1	30	Made: 30

ALL RETURNS	Punts			Kickoffs			Intercepted		
	No.	Yds.	Lg.	No.	Yds.	Lg.	No.	Yds.	Lg.
Leonard Fournette	0	0	0	3	60	27	0	0	0

Mississippi State

RUSHING	Att.	Gain	Lost	Net	TD	Long
Josh Robinson	16	197	0	197	1	66
Dak Prescott	22	118	13	105	1	56
Ashton Shumpert	3	10	0	10	0	5
Nick Griffin	4	9	2	7	0	7
Jameon Lewis	2	7	0	7	0	7
Brandon Holloway	1	0	0	0	0	0
TEAM	1	0	24	-24	0	0

PASSING	Att.	Comp	Int.	Yds.	TD	Long	Sacks
Dak Prescott	24	15	0	268	2	74	2

RECEIVING	No.	Yds.	TD	Long
Jameon Lewis	5	116	1	74
De'Runnya Wilson	4	91	1	44
Gabe Myles	4	32	0	16
Malcolm Johnson	1	25	0	25
Josh Robinson	1	4	0	4

PUNTING	No.	Yds.	Avg.	Long	I20
Devon Bell	6	243	40.5	44	2

FIELD GOALS	Att.	Made	Long	KICKS
Evan Sobiesk	2	2	28	Made: 27, 28

ALL RETURNS	Punts			Kickoffs			Intercepted		
	No.	Yds.	Lg.	No.	Yds.	Lg.	No.	Yds.	Lg.
Jamoral Graham	2	35	21	0	0	0	0	0	0
Will Redmond	0	0	0	0	0	0	1	0	0

Late Rally Comes Up Short As LSU Falls to Mississippi State, 34-29

A furious fourth quarter rally came up short as LSU saw its 14-game winning streak over Mississippi State come to an end with a 34-29 setback to the Bulldogs in Tiger Stadium. The win was the first over LSU for the Bulldogs since 1999 and the first in Tiger Stadium for Mississippi State since 1991. Despite falling behind 34-10 early in the fourth quarter following a Mississippi State field goal, LSU had the ball inside the Bulldog 49-yard line with seven seconds left and a shot at a game-winning "Hail Mary" pass. The Tigers fell just short as **Brandon Harris'** pass was intercepted at the 1-yard line to end the game. LSU outscored the Bulldogs 19-0 over the final 12 minutes of the contest to get to within 34-29. Down 34-10, LSU strung together three straight TD drives, including two in a 28-second span, in the fourth quarter. **Kenny Hilliard** scored on a 1-yard run to get LSU to within 34-16. Harris connected with **Malachi Dupre** on a 31-yard TD pass with 1:55 to go to make it 34-22. Following a Mississippi State turnover, LSU needed just 15 seconds and two plays to score again, another Harris-to-Dupre TD pass, to make it 34-29. LSU forced Mississippi State to punt on its next possession, taking over with 20 seconds left at its own 20-yard line. Harris got LSU inside the MSU 50-yard line before his last-second heave fell short. MSU scored the first 17 points of the game and led 17-3 at halftime. LSU's **Danielle Hunter** pulled the Tigers to within 17-10 just 12 seconds into the second half when he picked up a fumble and ran 25 yards for a touchdown. MSU responded with two big scoring plays – a 56-yard run and a 74-yard pass – to stretch the margin to 31-10 midway through the third quarter. It stayed that way until MSU tacked on a field goal 11 seconds into the fourth quarter. For the game, MSU tallied 570 yards (302 rushing, 268 passing), while LSU managed 430 yards (89 rushing, 341 passing). **Anthony Jennings** connected on 13-of-26 passes for 157 yards, while Harris completed 6-of-9 for 140 yards and 2 scores. **Travin Dural** led LSU with 6 receptions for 124 yards, while Dupre had four catches for 120 yard and 2 TDs.

Scoring

	1	2	3	4	F
Mississippi State	14	3	14	3	- 34
LSU	0	3	7	19	- 29

MSU	10:47	1Q	Wilson 9 yd pass from Prescott (Sobiesk kick)
MSU	0:45	1Q	Robinson 3 yd run (Sobiesk kick)
MSU	9:26	2Q	Sobiesk 27 yd field goal
LSU	1:20	2Q	Delahoussaye 30 yd field goal
LSU	14:48	3Q	Hunter 25 yd fumble recovery (Delahoussaye kick)
MSU	12:44	3Q	Prescott 56 yd run (Sobiesk kick)
MSU	9:35	3Q	Lewis 74 yd pass from Prescott (Sobiesk kick)
MSU	14:49	4Q	Sobiesk 28 yd field goal
LSU	12:34	4Q	Hilliard 1 yd run (Jennings rush failed)
LSU	1:55	4Q	Dupre 31 yd pass from Harris (Harris rush failed)
LSU	1:27	4Q	Dupre 30 yd pass from Harris (Delahoussaye kick)

Team Stats

	MSU	LSU
FIRST DOWNS	23	20
RUSHING	14	6
PASSING	9	13
PENALTY	0	1
RUSHING ATTEMPTS	49	36
YARDS GAINED RUSHING	341	125
YARDS LOST RUSHING	39	36
NET YARDS RUSHING	302	89
NET YARDS PASSING	268	341
PASSES ATTEMPTED	24	36
PASSES COMPLETED	15	20
HAD INTERCEPTED	0	1
TOTAL OFFENSIVE PLAYS	73	72
TOTAL NET YARDS	570	430
AVERAGE GAIN PER PLAY	7.8	6.0
FUMBLES/LOST	3/2	2/0
PENALTIES/YARDS	6/41	3/28
INTERCEPTIONS/YARDS	1/0	0/0
PUNTS/YARDS	6/243	8/409
AVERAGE PER PUNT	40.5	51.1
PUNT RETURNS/YARDS	2/35	0/0
KICKOFF RETURNS/YARDS	0/0	3/60
POSSESSION TIME	29:56	30:04
THIRD-DOWN CONVERSIONS	5/14	2/13

Game 5

New Mexico State **7**
#17/18 LSU **63**

Sept. 27, 2014
Tiger Stadium
Baton Rouge, La.
101,987

F

LSU

RUSHING						
Att.	Gain	Lost	Net	TD	Long	
Leonard Fournette	18	122	0	122	2	17
Terrence Magee	8	62	0	62	1	23
Darrel Williams	10	59	0	59	0	13
Kenny Hilliard	7	53	0	53	0	26
Brandon Harris	5	36	0	36	2	21
Miquel James	2	24	0	24	0	19
Anthony Jennings	3	18	9	9	0	9
Team	1	0	2	-2	0	0

PASSING						
Att.	Comp	Int	Yds	TD	Long	Sacks
Brandon Harris	14	11	0	178	3	33
Anthony Jennings	5	2	2	11	0	7
Brad Kragthorpe	1	1	0	11	0	11

RECEIVING			
No.	Yds.	TD	Long
Malachi Dupre	3	54	1
Trey Quinn	3	46	0
Travin Dural	3	40	1
Leonard Fournette	1	33	0
Darrel Williams	1	11	0
John Diarse	1	9	0
Terrence Magee	1	4	0
Melvin Jones	1	3	1

PUNTING				
No.	Yds.	Avg.	Long	I20
Jamie Keehn	3	143	47.7	57

FIELD GOALS
None

Punts			Kickoffs			Intercepted		
No.	Yds.	Lg.	No.	Yds.	Lg.	No.	Yds.	Lg.
Tre'Davious White	2	17	12	0	0	0	1	0
Trey Quinn	1	7	7	0	0	0	0	0
Kendell Beckwith	0	0	0	0	0	1	29	29

New Mexico State

RUSHING						
Att.	Gain	Lost	Net	TD	Long	
Andrew Allen	5	113	0	113	1	79
Xavier Hall	13	34	1	33	0	7
Tyler Rogers	5	27	3	24	0	8
Marquette Washington	6	19	1	18	0	5
Brandon Betancourt	7	10	0	10	0	3
Adam Shapiro	1	0	26	-26	0	0

PASSING						
Att.	Comp	Int.	Yds.	TD	Long	Sacks
Tyler Rogers	31	14	2	86	0	23
Andrew Allen	2	2	0	16	0	10

RECEIVING			
No.	Yds.	TD	Long
Teldrick Morgan	5	44	0
Adam Shapiro	3	15	0
Rayvean Moore	2	15	0
Joseph Matthews	2	14	0
Joshua Bowen	2	14	0
Andrew Dean	1	0	0
Brandon Betancourt	1	0	0

PUNTING				
No.	Yds.	Avg.	Long	I20
Stephen Witkowski	10	381	38.1	54

FIELD GOALS
Maxwell Johnson
Att. Made Long KICKS
1 0 0 Missed: 40

Punts			Kickoffs			Intercepted		
No.	Yds.	Lg.	No.	Yds.	Lg.	No.	Yds.	Lg.
Teldrick Morgan	2	7	5	1	21	21	0	0
Cassius Corley	0	0	0	0	0	0	1	0
Kawe Johnson	0	0	0	0	0	0	1	0

Harris and Fournette Power LSU Past New Mexico State, 63-7

Leonard Fournette rushed for a career-high 122 yards and 2 TDs, while **Brandon Harris** came off the bench to direct LSU on seven consecutive touchdown drives as the 17th-ranked Tigers overpowered New Mexico State, 63-7. LSU improved to 4-1 overall with the win as the Tigers stretched their non-conference regular season winning streak to 49 straight. The win was also the 99th at LSU for head coach **Les Miles**. Harris took over at quarterback for **Anthony Jennings** (2-of-5, 11 yards, 2 interceptions) and immediately ignited a sputtering offense, guiding LSU on scoring drives of 80, 62, 70, and 3 yards to give the Tigers a 42-7 advantage at halftime. Fournette scored on runs of 17 and 5 yards in the second quarter, while Harris hit **Malachi Dupre** with a 27-yard pass and **Melvin Jones** with a 3-yard pass to complete the first half scoring for the Tigers. Harris connected with **Travin Dural** on a 10-yard pass on LSU's opening possession of the second half to stretch the lead to 49-7. Harris added TD runs of 1 and 2 yards to round out the scoring for the Tigers and LSU racked up 563 total yards of offense (363 rushing, 200 passing). LSU's defense, minus one play, had another outstanding game, limiting the Aggies to 13 first downs and 274 total yards (172 rushing, 102 passing). New Mexico State's only points came on a 79-yard run by QB Andrew Allen in the second quarter. LSU's defense scored for the second straight contest as LB **Kendell Beckwith** intercepted a pass and raced 29 yards for a TD in the first quarter. LSU won despite turning the ball over on four of its six first quarter possessions. LSU's defense forced four turnovers in the contest (2 interceptions, 2 fumbles). For the game, Harris completed 11-of-14 passes for 178 yards and 3 scores. He also rushed for 36 yards and a pair of TDs. **Terrence Magee** had his best game of the season, rushing for 62 yards and a TD. **Darrel Williams** (59 yards) and **Kenny Hilliard** (53 yards) were the other leaders in the rushing attack for LSU. Dupre led LSU with 54 yards on 3 catches, while **Trey Quinn** had three receptions for 46 yards and Dural three for 40 yards. **Kwon Alexander** (8 tackles) and **D.J. Welter** (8 tackles, 1 fumble recovery, 1 QB hurry) led the Tiger defense.

Scoring

	1	2	3	4	F
NMSU	0	7	0	0	- 7
LSU	14	28	14	7	- 63

LSU	2:07	1Q	Magee 11 yd run (Delahoussaye kick)
LSU	0:19	1Q	Beckwith 29 yd INT. return (Delahoussaye kick)
LSU	5:52	2Q	Fournette 17 yd run (Delahoussaye kick)
LSU	4:06	2Q	Dupre 27 yd pass from Harris (Delahoussaye kick)
NMSU	3:14	2Q	Allen 79 yd run (Johnson kick)
LSU	1:49	2Q	Fournette 5 yd run (Delahoussaye kick)
LSU	0:56	2Q	M. Jones 3 yd pass from Harris (Delahoussaye kick)
LSU	10:18	3Q	Dural 10 yd pass from Harris (Delahoussaye kick)
LSU	1:48	3Q	Harris 1 yd run (Delahoussaye kick)
LSU	12:40	4Q	Harris 2 yd run (Delahoussaye kick)

Team Stats

	NMSU	LSU
FIRST DOWNS	13	29
RUSHING	7	20
PASSING	5	8
PENALTY	1	1
RUSHING ATTEMPTS	37	54
YARDS GAINED RUSHING	203	374
YARDS LOST RUSHING	31	11
NET YARDS RUSHING	172	363
NET YARDS PASSING	102	200
PASSES ATTEMPTED	33	20
PASSES COMPLETED	16	14
HAD INTERCEPTED	2	2
TOTAL OFFENSIVE PLAYS	70	74
TOTAL NET YARDS	274	563
AVERAGE GAIN PER PLAY	3.9	7.6
FUMBLES/LOST	4/2	2/2
PENALTIES/YARDS	5/35	5/35
INTERCEPTIONS/YARDS	2/0	2/29
PUNTS/YARDS	10/381	3/143
AVERAGE PER PUNT	38.1	47.7
PUNT RETURNS/YARDS	2/7	3/24
KICKOFF RETURNS/YARDS	1/21	0/0
POSSESSION TIME	24:43	35:17
THIRD-DOWN CONVERSIONS	4/17	3/6
FOURTH-DOWN CONVERSIONS	0/0	0/0
SACKS BY	1/9	0/0

2014 LSU Football – Numerical Roster vs. Auburn

NO.	NAME	POS.	HT.	WT.	CL./EXP.	HOMETOWN (HS/PREVIOUS SCHOOL)
1	Quantavius Leslie	WR	6-4	179	Sr.-SQ	Hogansville, Ga. (Hinds (Miss.) CC)
2	Avery Peterson	WR	6-2	200	Fr.-RS	Pompano Beach, Fla. (Hargrave Military (Va.))
3	Clifton Garrett	LB	6-2	242	Fr.-HS	Joliet, Ill. (Planfield South HS)
4	Kwon Alexander	LB	6-2	227	Jr.-2L	Oxford, Ala. (Oxford HS)
6	Brandon Harris	QB	6-3	188	Fr.-HS	Bossier City, La. (Parkway HS)
7	Leonard Fournette	RB	6-1	230	Fr.-HS	New Orleans, La. (St. Augustine HS)
8	Trey Quinn	WR	6-0	194	Fr.-HS	Lake Charles, La. (Barbe HS)
9	John Diarse	WR	6-0	210	Fr.-RS	Monroe, La. (Neville HS)
10	Anthony Jennings	QB	6-2	216	So.-1L	Marietta, Ga. (Marietta HS)
10	Austin Suits	S	6-1	202	Fr.-RS	Baton Rouge, La. (Parkview Baptist HS)
12	Corey Thompson	S	6-2	218	Jr.-2L	Missouri City, Texas (Lawrence Elkins HS)
13	Chris LaBorde	WR	6-0	191	Jr.-SQ	Lafayette, La. (Westminister HS)
13	Jake Clise	QB	6-2	212	Fr.-RS	Baltimore, Md. (Loyola HS)
14	Trent Domingue	PK/P	6-1	170	So.-SQ	Mandeville, La. (St. Paul's HS)
14	Lionel Williams	S	6-2	205	Fr.-RS	Chesterfield, Va. (LC Byrd HS)
15	Malachi Dupre	WR	6-3	187	Fr.-HS	River Ridge, La. (John Curtis HS)
16	Tre'Davious White	DB	5-11	191	So.-1L	Shreveport, La. (Green Oaks HS)
16	Brad Kragthorpe	QB	5-11	200	Jr.-SQ	Tulsa, Okla. (Idaho State)
18	Terrence Magee	RB	5-9	217	Sr.-2L	Franklinton, La. (Franklinton HS)
19	Luke Boyd	WR	5-11	184	Sr.-SQ	Stafford, Va. (Farleigh Dickinson)
21	Rashard Robinson	DB	6-3	177	So.-1L	Pompano Beach, Fla. (Ely HS)
22	Ronnie Feist	LB	6-1	224	Jr.-1L	Edgard, La. (West St. John HS)
23	Lamar Louis	LB	5-11	229	Jr.-2L	Breaux Bridge, La. (Breaux Bridge HS)
24	Ed Paris	DB	6-1	208	Fr.-HS	New Orleans, La. (Timberview (Texas) HS)
26	Ronald Martin	S	6-2	220	Sr.-3L	White Castle, La. (White Castle HS)
27	Kenny Hilliard	RB	6-0	232	Sr.-3L	Patterson, La. (Patterson HS)
28	Jalen Mills	DB	6-0	194	Jr.-2L	DeSoto, Texas (DeSoto HS)
29	Rickey Jefferson	S	6-0	204	So.-1L	St. Rose, La. (Destrehan HS)
30	John Battle	S	6-1	186	Fr.-HS	Hallandale, Fla. (Hallandale HS)
30	Kyle Pfau	K	5-10	191	Fr.-HS	Spring, Texas (Klein HS)
31	D.J. Welter	LB	6-1	235	Sr.-1L	Crowley, La. (Notre Dame HS)
32	Jalen Collins	CB	6-2	198	Jr.-2L	Olive Branch, Miss. (Olive Branch HS)
33	Jamal Adams	S	6-0	206	Fr.-HS	Lewisville, Texas (Hebron HS)
34	Darrel Williams	RB	6-0	230	Fr.-HS	Marrero, La. (John Ehret HS)
35	Devin Voorhies	S	6-2	208	Fr.-HS	Woodville, Miss. (Wilkinson County HS)
35	Devante Meullion	FB	5-9	253	Jr.-SQ	Seattle, Wash. (Chief Stealth International HS)
36	Cameron Gamble	PK	5-11	190	Fr.-HS	Flower Mound, Texas (Flower Mound HS)
38	Jamie Keehn	P	6-4	220	Jr.-2L	Queensland, Australia (Rockhampton Grammar)
39	Russell Gage	DB	6-0	180	Fr.-HS	Baton Rouge, La. (Redemptorist HS)
39	Lenny Breda	WR	5-9	167	Fr.-RS	Lake Charles, La. (St. Louis HS)
40	Duke Riley	LB	6-1	218	So.-1L	Buras, La. (John Curtis HS)
41	Travis Dickson	TE	6-3	237	Sr.-2L	Ocean Springs, Miss. (Ocean Springs HS)
41	Tommy LeBeau	S	6-0	185	Jr.-1L	Monroe, La. (Ouachita Christian HS)
42	Colby Delahoussaye	PK	5-10	176	So.-1L	New Iberia, La. (New Iberia HS)
43	Connor Neighbors	FB	5-11	229	Sr.-2L	Huntsville, Ala. (Huntsville HS)
44	Colin Jeter	TE	6-6	236	So.-JC	Longview, Texas (Longview HS/Kilgore College)
44	Tre' Sullivan	DB	5-8	179	Sr.-SQ	Donaldsonville, La. (Donaldsonville HS)
45	Deion Jones	LB	6-1	220	Jr.-2L	New Orleans, La. (Jesuit HS)
46	Tashawn Bower	DE	6-5	237	So.-1L	Somerville, N.J. (Immaculata HS)
47	John David Moore	TE	6-3	229	Fr.-RS	Ruston, La. (Ruston HS)
48	Donnie Alexander	LB	6-1	201	Fr.-HS	New Orleans, La. (Karr HS)
48	Jake Franklin	TE	6-5	262	Sr.-SQ	New Bern, N.C. (William & Mary College)
49	Melvin Jones	FB	6-2	258	So.-1L	Lake Charles, La. (Washington-Marion HS)
50	Reid Ferguson	SNP	6-2	236	Jr.-2L	Buford, Ga. (Buford HS)
51	Jonathan Rucker	LB	6-0	205	Fr.-RS	Ponchatoula, La. (Ponchatoula HS)
52	Kendell Beckwith	LB	6-2	245	So.-1L	Jackson, La. (East Feliciana HS)

53	Logan Boudreaux	SNP	5-11	218	Jr.-SQ	St. Amant, La. (St. Amant HS)
53	Grant Leger	LB	6-2	218	Jr.-SQ	Metairie, La. (Jesuit HS)
54	Justin Maclin	DE	6-4	240	Sr.-SQ	Memphis, Tenn. (Ridgeway HS)
55	Elliott Porter	C	6-4	297	Sr.-2L	Westwego, La. (Kentucky)
57	Davon Godchaux	DT	6-4	298	Fr.-HS	Plaquemine, La. (Plaquemine HS)
58	Sione Teuhema	DE	6-4	232	Fr.-HS	Keller, Texas (Keller HS)
59	Jermauria Rasco	DE	6-3	247	Sr.-3L	Shreveport, La. (Evangel HS)
61	Alex Cheramie	OL	6-0	280	Fr.-RS	Cypress, Texas (Cypress Ranch HS)
62	Justin Mikush	OL	6-3	347	Fr.-HS	Tomball, Texas (Klein Oak HS)
63	K.J. Malone	OL	6-4	289	Fr.-RS	Ruston, La. (Cedar Creek HS)
64	William Clapp	OL	6-5	295	Fr.-HS	New Orleans, La. (Brother Martin HS)
65	Jerald Hawkins	OT	6-6	309	So.-1L	Baldwin, La. (West St. Mary HS)
67	Jevonte Domond	OT	6-6	310	So.-JC	Glendale, Ariz. (Maricopa HS/Glendale CC)
69	Hoko Fanaika	OG	6-6	330	Sr.-1L	Sacramento, Calif. (College of San Mateo)
70	La'El Collins	OT	6-5	321	Sr.-2L	Baton Rouge, La. (Redemptorist HS)
71	Jonah Austin	OG	6-6	330	Jr.-1L	New Orleans, La. (St. Augustine HS)
72	Andy Dodd	OL	6-4	336	Fr.-RS	Lindale, Ga. (Pepperell HS)
74	Vadal Alexander	OG	6-6	340	Jr.-2L	Buford, Ga. (Buford HS)
75	Evan Washington	OT	6-6	334	Sr.-1L	DeSoto, Texas (DeSoto HS)
76	Josh Boutte	OL	6-5	340	So.-SQ	New Iberia, La. (Westgate HS)
77	Ethan Pocic	C/OL	6-7	301	So.-1L	Lemont, Ill. (Lemont Township HS)
78	Garrett Brumfield	OL	6-4	309	Fr.-HS	Baton Rouge, La. (University HS)
81	Tony Upchurch	WR	6-1	230	Fr.-HS	Pearland, Texas (Glenda Dawson HS)
82	D.J. Chark	WR	6-2	184	Fr.-HS	Alexandria, La. (Alexandria Senior HS)
83	Travin Dural	WR	6-2	192	So.-1L	Breaux Bridge, La. (Breaux Bridge HS)
84	Logan Stokes	TE	6-5	255	Sr.-1L	Muscle Shoals, Ala. (NE Mississippi CC)
85	Dillon Gordon	TE	6-4	295	Jr.-2L	Edgard, La. (John Curtis HS)
86	Miquel James	WR	5-8	161	Fr.-HS	Kentwood, La. (Jewell Sumner HS)
87	Kevin Spears	WR	6-3	195	Fr.-RS	New Orleans, La. (Holy Cross HS)
88	Jacory Washington	TE	6-5	221	Fr.-HS	Westlake, La. (Westlake HS)
89	DeSean Smith	TE	6-5	242	So.-1L	Lake Charles, La. (Barbe HS)
90	Maquedius Bain	DT	6-4	299	Fr.-RS	Ft. Lauderdale, Fla. (University School)
91	Christian LaCouture	DT	6-5	300	So.-1L	Lincoln, Neb. (Lincoln Southwest HS)
92	Lewis Neal	DE	6-1	255	So.-1L	Wilson, N.C. (James B. Hunt HS)
93	Michael (M.J.) Patterson	DE	6-3	231	Fr.-RS	Winnfield, La. (Winnfield HS)
94	Danielle Hunter	DE	6-6	240	Jr.-2L	Katy, Texas (Morton Ranch HS)
95	Quentin Thomas	DT	6-4	303	Jr.-1L	Breaux Bridge, La. (Breaux Bridge HS)
96	Mickey Johnson	DT	6-1	310	Jr.-SQ	Covington, La. (St. Paul's HS)
97	Frank Herron	DT	6-4	278	Fr.-RS	Memphis, Tenn. (Memphis Central HS)
98	Deondre Clark	DE	6-3	244	Fr.-HS	Oklahoma City, Okla. (Douglass HS)
99	Greg Gilmore	DT	6-5	305	Fr.-RS	Hope Mills, N.C. (South View HS)