



2014 AUBURN FOOTBALL GAME NOTES

Auburn Athletics Communications | 392 South Donahue Drive | Auburn, AL 36849 | 334.844.9800
AuburnTigers.com | Facebook: Facebook.com/FootballAU | Twitter: @FootballAU | #AuburnFast

COACHES

Gus Malzahn (Henderson State, 1990)

Auburn Record..... 16-2 (2nd year)
vs. LSU..... 0-1
Overall Record 25-5 (3rd year)
vs. LSU..... 0-1

Les Miles (Michigan, 1976)

LSU Record..... 99-25 (10th year)
vs. Auburn..... 7-2
Overall..... 127-46 (14th year)
vs. Auburn..... 7-2

SERIES

LSU leads 27-20-1
at Auburn Auburn leads 10-7
at Baton Rouge LSU leads 16-5-1
at neutral sites..... Auburn leads 5-4
Last MeetingLSU 35, Auburn 21 (9/21/13)
Current Streak.....LSU, W3

RANKINGS

Auburn5 AP/5 coaches
LSU 15 AP/15 coaches

TV | ESPN

Brad Nessler..... Play-by-Play
Todd Blackledge..... Analysis
Holly Rowe Reporter

RADIO | AUBURN IMG NETWORK

The Auburn IMG Sports Network provides coverage via 50+ stations covering the Southeast: Rod Bramblett (play-by-play); Stan White (color); Quentin Riggins (sideline); Paul Ellen (studio/SEC Report); Andy Burcham (locker room)
WESTWOOD ONE Jason Benetti, Derek Rackley
SATELLITE RADIO Sirius 84/XM 84
IN AUBURN WGZZ-FM (94.3)
ONLINE..... AuburnTigers.com

AUBURN FOOTBALL COMMUNICATIONS

Kirk Sampson Associate AD
kirk@auburn.edu
Shelly Poe.....Assistant AD/Primary Contact
slp0019@auburn.edu
Chuck Gallina.....Director/Secondary Contact
chuckg@auburn.edu
Taylor Bryan Assistant Dir./Secondary Contact
taylor.bryan@auburn.edu

Main Office Phone: 334.844.9800 | Fax: 334.844.9807
Web site: www.AuburnTigers.com
Live stats: Auburn.Statbroadcast.com



GAME 5

AUBURN (4-0, 1-0 SEC) vs. LSU (4-1, 0-1 SEC)

VS.

October 4, 2014 | 6:00 p.m. CT

TV: ESPN | Radio: Auburn IMG Sports Network

Jordan-Hare Stadium (87,451) | Auburn, Alabama



THE GAME

Defending SEC champion No. 5 Auburn (4-0, 1-0 SEC) hosts No. 15 LSU (4-1, 0-1 SEC) in an SEC West matchup Saturday, October 4 at Jordan-Hare Stadium (87,451). Kickoff is 6:00 p.m. CT; the game will be televised by ESPN.

FIRST AND 10

- Auburn seeks its 300th all-time win in Southeastern Conference play; the Tigers are 299-231-18 in SEC action during the past 81 seasons
- Saturday's game will be the sixth-consecutive sellout of Jordan-Hare and 34th since the stadium was expanded in 2004; Auburn has a 12-game home win streak
- The Tigers are the defending SEC champions. Other seasons when Auburn has defended an SEC title were 1958, 1984, 1988, 1989, 1990, 2005 and 2011
- Auburn has the third-longest active streak nationally with 14 straight weeks ranked in the AP Top 10, behind Alabama (56) and Florida State (22)
- The Auburn defense has allowed 21 or fewer points in four consecutive games for the first time since an eight-game string in 2007-08
- Although the Tigers are just +5 in turnover margin this season, they have outscored their first four opponents 37-0 in points off turnovers (9.3-0.0 per game)
- Auburn leads the nation in team punt return average (30.71); Quan Bray is the individual punt return leader averaging 36.8 yards per return, 10 yards more than Kansas State's Tyler Lockett (26.8) in second place. Bray has more punt return yards this season (184) than 115 FBS teams
- Six of Auburn's eight remaining opponents are ranked in this week's Top 15
- Auburn has won 14 straight games when its quarterback rushes for at least 100 yards
- Auburn has 20 interceptions in its last 18 games. The Tigers had 19 interceptions in their previous 32 games before the beginning of the 2013 season

AUBURN (4-0, 1-0 SEC)

Date	Opponent	Score/Time
Aug. 30	ARKANSAS (SECN)	W, 45-21
Sept. 6	SAN JOSÉ STATE (ESPN2)	W, 59-13
Sept. 18	at #20 Kansas State (ESPN)	W, 20-14
Sept. 27	LOUISIANA TECH (SECN)	W, 45-17
Oct. 4	#15 LSU (ESPN)	6 p.m.
Oct. 11	at Mississippi State	TBA
Oct. 25	SOUTH CAROLINA	TBA
Nov. 1	at Ole Miss	TBA
Nov. 8	TEXAS A&M	TBA
Nov. 15	at Georgia	TBA
Nov. 22	SAMFORD	TBA
Nov. 29	at Alabama	TBA

All times Central

LSU (4-1, 0-1 SEC)

Date	Opponent	Score/Time
Aug. 30	vs. Wisconsin (ESPN)	W, 28-24
Sept. 6	SAM HOUSTON ST. (SECN)	W, 56-0
Sept. 13	ULM (ESPNU)	W, 31-0
Sept. 20	MISSISSIPPI ST. (ESPN)	L, 29-34
Sept. 27	NEW MEXICO ST. (SECN)	W, 63-7
Oct. 4	at Auburn (ESPN)	6:00 p.m.
Oct. 11	at Florida	TBA
Oct. 18	KENTUCKY	TBA
Oct. 25	OLE MISS	TBA
Nov. 8	ALABAMA	TBA
Nov. 15	at Arkansas	TBA
Nov. 27	at Texas A&M (ESPN)	6:30 p.m.

All times Central



2014 AUBURN FOOTBALL GAME NOTES

Perfect Seasons:
1900, 1904, 1913, 1957, 1993, 2004, 2010
National Champions:
1957, 2010

PRE-LSU MEDIA AVAILABILITY

SUNDAY: Coordinators post-practice (6:30 p.m., auditorium)

MONDAY: Tiger Talk radio show 7 p.m.

TUESDAY: Malzahn Press Conference (auditorium) 11:15 a.m.; listen only mode dial 1-212-812-4494, enter 2884 4377; select players following Malzahn

WEDNESDAY: SEC Teleconference (12:10 p.m.); Malzahn post-practice (6:45 p.m., auditorium)

THURSDAY: No scheduled availability

FRIDAY: No scheduled availability

SATURDAY: Game day

all times Central

MEDIA WEB SITES

AuburnTigers.com

For updated game notes, statistics and all the latest information on Auburn football and game weekend activities, go to AuburnTigers.com.

CollegePressBox.com

CollegePressBox.com is the official media website for SEC Football. Access and download weekly game notes, quotes, statistics, media guides, headshots, logos and more for the conference and each of its member schools. Login information will be distributed to accredited media or you can apply for a password by sending an e-mail to password@collegepressbox.com.

AUBURN GAME WEEK VIDEO

The Auburn Media Relations office provides video via FTP throughout the season. These videos include interviews, game footage and other feature material. For more information contact Andrew Young (apy0002@auburn.edu) at (334) 750-6306.

PHOTOGRAPHY NEEDS

For photos and information, contact Wade Rackley (wrr0004@auburn.edu) at (334) 750-6907.

AUBURN ATHLETICS COMMUNICATIONS

Official website.....www.AuburnTigers.com
Twitter.....@FootballAU
Facebook.....www.facebook.com/FootballAU
Credentials ..www.sportssystem.com/Auburn

HOW TO CONTACT

Athletics Communications 334-844-9800
Athletics Communications FAX 334-844-9807

Shelly Poe (primary contact/credentials)

cell: 334-707-4910
email: slp0019@auburn.edu

Kirk Sampson (Malzahn requests)

cell: 334-750-1385
e-mail: sampska@auburn.edu

Chuck Gallina

cell: 334-750-1386
e-mail: chuckg@auburn.edu

Taylor Bryan

cell: 334-750-3862
e-mail: taylor.bryan@auburn.edu

2014 HONORS

Quan Bray

SEC Special Teams Player of Week (La Tech)
CFPA Punt Returner of Week (San José State)
CFPA Punt Returner of Week (La Tech)

Daniel Carlson

SEC Freshman of Week (Arkansas)

Joshua Holsey

SEC Defensive Player of Week (Kansas State)

Dismukes Senior CLASS Candidate

Center Reese Dismukes is one of 30 NCAA FBS student-athletes who excel both on and off the field selected as candidates for the 2014 Senior CLASS Award*. To be eligible, a senior must have notable achievements in four areas of excellence – community, classroom, character and competition.

An acronym for Celebrating Loyalty and Achievement for Staying in School*, the Senior CLASS Award focuses on the total student-athlete and encourages students to use their platform in athletics to make a positive impact as leaders in their communities.

The 30 candidates will be narrowed to 10 finalists midway through the regular season, and those 10 names will be placed on the official ballot. Ballots will be distributed through a nationwide voting system to media, coaches and fans.

2015 Opponents

At Home: *Alabama, Georgia, Mississippi State, Ole Miss, Jacksonville State, San José State*
Away: *Arkansas, Kentucky, LSU, Texas A&M*
Neutral: *Louisville (in Atlanta, Chick-fil-A Kickoff)*

2015 A-Day Is April 18

Auburn's annual A-Day spring football game will be held Saturday, April 18, 2015, at Jordan-Hare Stadium.

The Auburn baseball, softball and track & field teams will all be in action at home A-Day weekend. Auburn baseball and softball teams will each host three-game home series April 17-19. The baseball team will play Ole Miss at Plainsman Park, while the softball team faces Alabama at Jane B. Moore Field.

Additionally, the Auburn track and field team will host the War Eagle Invitational Friday and Saturday at Hutsell-Rosen Track. Kickoff time for A-Day along with game times for both series will be announced later.

SEC STANDINGS (As of Sept. 28, 2014)

WEST STANDINGS

	SEC	Pct.	Overall	Pct.
Texas A&M	2-0	1.000	5-0	1.000
Auburn	1-0	1.000	4-0	1.000
Ole Miss	1-0	1.000	4-0	1.000
Alabama	1-0	1.000	4-0	1.000
Mississippi State	1-0	1.000	4-0	1.000
LSU	0-1	.000	4-1	.800
Arkansas	0-2	.000	3-2	.600

EAST STANDINGS

	SEC	Pct.	Overall	Pct.
Missouri	1-0	1.000	4-1	.800
South Carolina	2-2	.500	3-2	.600
Florida	1-1	.500	2-1	.667
Georgia	1-1	.500	3-1	.750
Kentucky	1-1	.500	3-1	.750
Tennessee	0-1	.000	2-2	.500
Vanderbilt	0-3	.000	1-4	.200

Ahead in the SEC













Saturday, October 4

Florida at Tennessee [SECN]	11:00 a.m.
Texas A&M at Mississippi State [ESPN]	11:00 a.m.
Alabama at Ole Miss [CBS]	2:30 p.m.
Vanderbilt at Georgia [SECN]	3:00 p.m.
LSU at Auburn [ESPN]	6:00 p.m.
South Carolina at Kentucky [SECN]	6:30 p.m.

All times Central



2014 SCHEDULE/OPPONENTS

	<p>vs. Arkansas Aug. 30 Auburn, Ala. W, 45-21 SEC Network</p>	<p>Opened SEC championship defense with 45-21 win ... D'haquille Williams 9 catches, 154 yds in his debut ... Cameron Artis-Payne career best 177 yds rushing ... AU 595 yds total offense (302 r/293 p) ... 6 different Tigers score TDs ... Jeremy Johnson 243 yds passing in 1st half ... Jermaine Whitehead 33-yd INT TD and team best 7 tackles</p>
	<p>vs. San José State Sept. 6 Auburn, Ala. W, 59-13 ESPN2</p>	<p>Auburn 493 yds total offense (358 r/135 p) ... Cameron Artis-Payne 112 yds rushing, 3 TD ... Nick Marshall 103 yds rushing, 101 yds passing ... Quan Bray 55-yd punt return TD ... interceptions by Jermaine Whitehead, Johnathan Ford, Trovon Reed ... Montravius Adams 3 TFL ... 24th consecutive non-conference win at home</p>
	<p>at #20 Kansas State Sept. 18 Manhattan, Kan. W, 20-14 ESPN</p>	<p>Defense held Wildcats to 40 yds rushing ... D'haquille Williams 8 catches, 110 yds, 1 TD ... Nick Marshall 17-31 for 231 yds passing, 2 TD ... interceptions by Jonathan Jones, Trovon Reed ... Joshua Holsey 11 tackles SEC player of week ... Kris Frost forced fumble, 2 sacks ... first non-conf road win at the home of a ranked opponent since 1984</p>
	<p>vs. Louisiana Tech Sept. 27 Auburn, Ala. W, 45-17 SEC Network</p>	<p>Tigers' 300th all-time win at Jordan-Hare Stadium ... Quan Bray 2 TD catches of 37 & 44 yds, 76-yd punt return TD ... Nick Marshall 3 TD passes, 105 yds rushing ... Cameron Artis-Payne 116 rush yds, 1 TD ... Montravius Adams 36-yd interception plus a fumble recovery ... Cassanova McKinzy 9 tackles ... Uzomah, D Williams TD catches</p>
	<p>vs. #15 LSU Oct. 4 Auburn, Ala. 6:00 p.m. ESPN</p>	<p>Auburn seeks its 300th all-time win in SEC play ...</p>
	<p>at Mississippi State Oct. 11 Starkville, Miss. TBA</p>	
	<p>vs. South Carolina Oct. 25 Auburn, Ala. TBA</p>	
	<p>at Ole Miss Nov. 1 Oxford, Miss. TBA</p>	
	<p>vs. Texas A&M Nov. 8 Auburn, Ala. TBA</p>	
	<p>at Georgia Nov. 15 Athens, Ga. TBA</p>	
	<p>vs. Samford Nov. 22 Auburn, Ala. TBA</p>	
	<p>at Alabama Nov. 29 Tuscaloosa, Ala. TBA</p>	

AUBURN BY THE NUMBERS

Category	2014	Under Malzahn
Record	4-0	16-2
SEC	1-0	8-1
West	1-0	6-1
East	0-0	2-0
Non-Conf	3-0	7-1
Home	3-0	11-0
Away	1-0	4-1
Neutral	0-0	1-1
Day	2-0	8-0
Night	2-0	8-2
TV Games	4-0	15-2
ABC	0-0	0-0
CBS	0-0	4-0
ESPN	1-0	2-2
ESPN2	1-0	3-0
ESPNU	0-0	2-0
FSN	0-0	2-0
SEC Network	2-0	2-0
Scoring first	4-0	12-0
Opp scoring first	0-0	4-2
Leading at half	3-0	13-1
Trailing at half	0-0	2-1
Tied at half	1-0	1-0
Leading after 3Q	4-0	13-1
Trailing after 3Q	0-0	2-1
Tied after 3Q	0-0	1-0
Overtime Games	0-0	0-0
Scoring <20 pts	0-0	0-0
Scoring 20+ pts	4-0	16-2
Scoring 30+ pts	3-0	14-1
Scoring 40+ pts	3-0	9-0
Allowing <20 pts	3-0	7-0
Allowing 20+ pts	1-0	9-2
Allowing 30+ pts	0-0	3-2
Rushing for <100 yds	0-0	0-0
Rushing for 100+ yds	4-0	16-2
Rushing for 200+ yds	3-0	15-2
Rushing for 300+ yds	2-0	9-0
Passing for 200+ yds	3-0	8-2
Passing for 300+ yds	0-0	1-0
Totaling <300 yds	0-0	0-0
Totaling 300+ yds	4-0	16-2
Totaling 400+ yds	3-0	11-2
Totaling 500+ yds	0-0	10-0
Allowing <100 yds	0-0	0-0
Allowing <300 yds	1-0	3-0
Allowing 300+ yds	3-0	13-2
Having 100-yd rusher	3-0	13-2
Having 2 100-yd rushers	2-0	6-0
Having 100-yd receiver	2-0	6-1
Opp 100-yd rusher	0-0	5-1
Opp 100-yd receiver	0-0	4-2
No turnovers	1-0	3-0
<3 turnovers	3-0	14-1
3+ turnovers	0-0	1-1
No takeaways	0-0	2-0
<3 takeaways	2-0	12-2
3+ takeaways	2-0	4-0
30:00+ possession	2-0	7-2
<30:00 possession	2-0	9-0



STATISTICAL COMPARISON

Auburn vs. LSU 2014 Per Game Statistics

Table with 3 columns: Statistic, Auburn, LSU. Rows include Points, Total Offense, First Downs, Rushing Yards, Passing Yards, Time of Possession, 3rd Down Pct., Points Allowed, Yards Allowed, Rushing Yards Allowed, Passing Yards Allowed.

STATISTICAL LEADERS

Season Totals

RUSHING YARDS

Table with 2 columns: Auburn, LSU. Rows list player names and rushing yards for Auburn (C. Artis-Payne, Nick Marshall, Corey Grant, Roc Thomas) and LSU (L. Fournette, Kenny Hilliard, D. Williams, T. Magee).

PASSING YARDS

Table with 2 columns: Auburn, LSU. Rows list player names and passing yards for Auburn (Nick Marshall, J. Johnson) and LSU (A. Jennings, Brandon Harris).

RECEPTIONS

Table with 2 columns: Auburn, LSU. Rows list player names and reception counts for Auburn (D. Williams, Ricardo Louis, Quan Bray, 2 players) and LSU (Travin Dural, Trey Quinn, M. Dupre, John Diarse).

POINTS SCORED

Table with 2 columns: Auburn, LSU. Rows list player names and points scored for Auburn (Daniel Carlson, C. Artis-Payne, Quan Bray) and LSU (C. Delahoussaye, Travin Dural, Kenny Hilliard).

TACKLES

Table with 2 columns: Auburn, LSU. Rows list player names and tackle counts for Auburn (C. McKinzy, J. Mincy, J. Ford, Joshua Holsey, 3 players) and LSU (K. Alexander, Ronald Martin, DJ Welter, Danielle Hunter, Dwayne Thomas).

INTERCEPTIONS

Table with 2 columns: Auburn, LSU. Rows list player names and interception counts for Auburn (Trovon Reed, J. Whitehead, 3 players) and LSU (6 players).

SACKS

Table with 2 columns: Auburn, LSU. Rows list player names and sack counts for Auburn (D. Lambert, Kris Frost, 4 players) and LSU (J. Rasco, Sione Teuhema, D. Thomas).

The Series

Auburn and LSU will meet for the 49th time in series history. LSU holds a 27-20-1 advantage in the 48 previous meetings, but Auburn is a 10-7 leader in all games played in Auburn.

Seven of the last 10 matchups in the series have been decided by seven points or less, including the last five matchups in Auburn. The home team has won 12 of the last 14 matchups in the series.

In 19 of the last 20 meetings between Auburn and LSU, at least one of the teams was ranked at the time of the game; in 11 of those, both teams were ranked.

In 15 of the last 20 meetings between Auburn and LSU, at least one of the teams were ranked inside the AP Top 10 at the time of the game; in three of the last eight meetings, both were ranked in the AP Top 10.

There have been many memorable games between the teams in the last quarter-century:

2010: Auburn rushed for 440 yards, the fifth best single-game total in school history, in a 24-17 win in 2010. QB Cam Newton rushed for 217 yards and a pair of TDs, while RB Onterio McCalebb's 70-yard run in the fourth quarter was the game-winner.

2008: Jarrett Lee's 18-yard touchdown pass to Brandon LaFell with 1:03 left gave No. 6 LSU a come-from-behind 26-21 win over No. 10 Auburn in Jordan-Hare Stadium. Auburn had taken a 21-20 lead with just 6:40 left when Chris Todd found Robert Dunn for a 15-yard score, before Lee led LSU on the game-winning drive.

2007: Matt Flynn hit Demetrius Byrd with a 22-yard scoring pass with just one second left to lift No. 5 LSU to a 30-24 victory over No. 18 Auburn. Brandon Cox had connected with Rodgeriqu Smith on a 3-yard scoring pass with just 3:21 left to give Auburn a 24-23 lead before Flynn's pass capped a 58-yard game-winning drive.

2006: In a battle between two top-10 teams, Brandon Cox's 1-yard quarterback sneak in the third quarter was the only touchdown in a 7-3 Auburn victory. No. 3 Auburn held off two late scoring chances for No. 6 LSU, as Eric Brock ended one drive by tipping away a fourth-down pass, then tackled Craig Davis on the 4-yard line on the game's final play to preserve the victory.

2005: The first overtime game between the two teams was won by LSU, 20-17, when John Vaughn's 39-yard field goal attempt bounced off the left upright. A 30-yard field goal by LSU's Chris Jackson to start overtime turned out to be the winning points. Jackson forced overtime with a 44-yard field goal with just 1:40 left, moments after Auburn had taken a 17-14 lead on a 5-yard pass from Brandon Cox to Anthony Mix on fourth down with 4:52 left.

2004: With the threat of Hurricane Ivan looming, members of the Auburn football team spent Wednesday through Friday nights in hotels as the Auburn University campus was closed, but the game went on as scheduled.

The seemingly automatic extra point proved to be a challenge for both teams, but a second chance for Auburn allowed the Tigers to emerge with a 10-9 win in "The Extra Point Game."

LSU missed the PAT after its first-quarter touchdown, but still led 9-3 late in the game. After Courtney Taylor hauled in a 16-yard score with just 1:14 left to tie the score, Auburn missed its extra point. An LSU personal foul gave John Vaughn a second chance, and he delivered the winning point.

1997: Dameyune Craig led Auburn on an 80-yard, 10-play drive in the game's final three minutes to deliver a 31-28 upset of 10th-ranked LSU in "The Comeback." Rusty Williams capped the drive on a 1-yard touchdown plunge with 0:30 remaining. LSU attempted a 65-yard FG on the game's final play, but Quinton Reese blocked it to seal the Auburn win.

1996: "The Night The Barn Burned" will long be remembered on the Plains. As the old Auburn Sports Arena burned just outside Jordan-Hare Stadium, LSU defeated Auburn 19-15. After missing three field goals and an extra point, Auburn cut LSU's lead to 17-15 with 0:38 remaining, but Jon Cooley's two-point pass attempt was picked off by Raion Hill, who returned it the other way for two points.

1995: Wearing the traditional white jerseys at home for the first time in 13 years, LSU stunned fifth-ranked Auburn, 12-6, when Troy Twillie intercepted Patrick Nix's 11-yard pass in the end zone with no time remaining. The 1997 LSU media guide referred to this game under the heading "Bring Back The Magic."

SEC Champions:

1957, 1983, 1987, 1988, 1989, 2004, 2010, 2013

SEC West Champions:

1997, 2000, 2001, 2002, 2004, 2005, 2010, 2013

2014 AUBURN FOOTBALL GAME NOTES



1994: Auburn returned three of its five fourth-quarter interceptions for touchdowns to rally from a two-touchdown deficit and win 30-26. Auburn and LSU fans alike still recall the "Interception Game."

1988: LSU scored with 1:41 remaining to down fourth-ranked Auburn, 7-6. The noise from the Tiger Stadium crowd registered on a campus seismograph, thus earning the contest the title of "Earthquake Game."

SEC Numbers

This weekend, Auburn is seeking its 300th all-time win in SEC play. In SEC action all-time, Auburn holds a 299-231-18 overall record. In SEC games played in Auburn, the Tigers are 123-51-6 all-time. In all SEC games played away from Auburn, the Tigers are 176-180-12 overall.

In October Games

Auburn is 302-156-18 (.652) all-time in the month of October, and has won 12 of its last 18 October contests. Auburn's all-time home record in October is 166-33-3 (.827). Away from Auburn, the Tigers are 136-123-15 (.522) during the month of October.

Against Louisiana Teams

Auburn is 61-45-8 all-time on the football field against schools from the state of Louisiana. That includes games against Louisiana College, Louisiana-Lafayette, Louisiana-Monroe, LSU, Louisiana Tech, Loyola, Southeastern Louisiana and Tulane.

Tigers Versus Tigers

Auburn's matchup with LSU will mark the 115th time that Auburn has faced another set of Tigers across the line of scrimmage. The Auburn Tigers are 60-49-5 all-time against schools that share the Tiger nickname. Here are the individual breakdowns:

<i>Clemson</i>	<i>34-13-2</i>
<i>LSU</i>	<i>20-27-1</i>
<i>Memphis</i>	<i>0-2-0</i>
<i>Missouri</i>	<i>1-1-0</i>
<i>Pacific</i>	<i>1-0-0</i>
<i>Sewanee</i>	<i>4-6-2</i>

At Jordan-Hare

The win over Louisiana Tech was Auburn's 300th victory at Jordan-Hare Stadium, celebrating its 75th anniversary this season. Auburn has a 12-game winning streak at Jordan-Hare Stadium dating back to the home finale of 2012; the Tigers went undefeated at home (8-0) last season.

The last time the Tigers had a longer home winning streak was a 12-game streak spanning the 2000-01 seasons. Auburn's longest home win streak covered 30 games from November, 1952, through November, 1960.

Auburn has only had seven home winning streaks longer than its current 12-game string during Jordan-Hare Stadium's history. Last season marked the 36th time that Auburn has gone undefeated during its first 74 seasons in Jordan-Hare Stadium.

Since the stadium was expanded to its current capacity in 2004, Auburn's longest string of consecutive sell-outs was five games in 2007-08. The Tigers currently have tied that streak of capacity crowds at Jordan-Hare dating back through last season's Georgia game.

Malzahn At Home

Gus Malzahn is 16-1 at home as a collegiate head coach (5-1 in 2012 at Arkansas State; 8-0 in 2013 and 3-0 in 2014 at Auburn), winning by an average of 40.2-18.3.

Auburn is a perfect 11-0 at Jordan-Hare Stadium since Malzahn took over as head coach for the 2013 season, winning by an average score of 41.5-18.6.

Overall, Malzahn has compiled a record of 32-3 at Jordan-Hare Stadium (1-0 as Arkansas offensive coordinator, 20-3 as Auburn offensive coordinator and 11-0 as Auburn head coach), winning by an average score of 39.5-22.2.

Versus Ranked Teams

Auburn is 101-142-6 all-time facing ranked opponents. Auburn is 44-36-2 at home against ranked teams, 26-60-2 on the road and 31-46-2 against ranked teams on a neutral field.

Auburn has the third-longest active streak nationally with 14 straight weeks ranked in the AP Top 10, behind Alabama (56) and Florida State (22).

Auburn has won five straight matchups between ranked teams in Jordan-Hare Stadium. The last home loss by Auburn in a matchup of ranked teams was a 21-16 decision to No. 6 LSU by No. 10 Auburn in 2008.

- #4 Auburn 34, #1 Alabama 28 (2013)
- #7 Auburn 43, #25 Georgia 38 (2013)
- #5 Auburn 24, #6 LSU 17 (2010)
- #7 Auburn 65, #12 Arkansas 43 (2010)
- #17 Auburn 35, #12 South Carolina 27 (2010)

QUICK FACTS

Auburn University

Location	Auburn, Ala.
Founded.....	1856
Joined SEC.....	1932 (Original member)
Enrollment.....	25,912
Nickname.....	Tigers
Colors.....	Burnt Orange and Navy Blue
Facility (Capacity).....	Jordan-Hare Stadium (87,451)
Jordan-Hare Stadium Record	300-74-7
Playing Surface.....	Natural Grass
President	Dr. Jay Gogue
Director of Athletics	Jay Jacobs
Faculty Representative.....	Dr. Mary Boudreaux

Football History

First Year of Football	1892
All-Time Record (Years)	730-416-47 (122nd)
All-Time SEC Record (Years).....	299-231-18 (81st)
Number of SEC Championships (Last).....	8 (2013)
All-Time Bowl Record.....	22-14-2
BCS Bowl Games	3 (2-1)
Number of National Championships ..	2 (1957, 2010)
First-Team All-Americans	73
National Coach of the Year winners	3
Broyles Award winners.....	2
Heisman Trophy winners.....	3
Lombardi Award winners	2
Manning Award winners.....	1
Maxwell Award winners.....	1
Davey O'Brien Award winners	1
Outland Trophy winners.....	2
Thorpe Award winners.....	1
First-Team All-SEC Selections	244

Team Facts

Head Coach	Gus Malzahn
Alma Mater, Year	Henderson State, 1990
Year as Head Coach at Auburn.....	2nd
Offensive Coordinator/QBs.....	Rhett Lashlee
Defensive Coordinator/LBs.....	Ellis Johnson
Associate Head Coach/DL.....	Rodney Garner
Co-Def Coord/Safeties	Charlie Harbison
Co-Off Coord/Receivers	Dameyune Craig
Tight Ends/Special Teams Coord.....	Scott Fountain
Offensive Line.....	J.B. Grimes
Running Backs	Tim Horton
Cornerbacks	Melvin Smith

Football Quick Facts

2013 Record.....	12-2
2013 SEC Record.....	7-1
SEC Finish	Champion; 1st, Western Division
Lettermen Returning/Lost	53/19
Starters Returning....	16 (9 offense, 6 defense, 1 spec)
Starters Lost.....	11 (3 offense, 5 defense, 3 spec)



Auburn's SEC Milestone Wins

- 1 - Auburn 13, at Tulane 7 (1933)
25 - Auburn 20, Florida 7 (1940; Columbus, GA)
50 - Auburn 13, at Kentucky 0 (1956)
75 - Auburn 9, Georgia 6 (1960)
100- Auburn 26, at Mississippi State 0 (1968)
125 - Auburn 14, Ole Miss 7 (1973)
150 - Auburn 24, Tennessee 14 (1982)
175 - Auburn 10, Alabama 0 (1987; Birmingham)
200 - Auburn 38, Florida 35 (1993)
225 - Auburn 17, at Ole Miss 0 (1998)
250 - Auburn 10, LSU 9 (2004)
275 - Auburn 3, Mississippi State 2 (2008)

AUBURN IN OVERTIME

Auburn OT Record: 7-5
Home: 5-3
Road: 0-2
Neutral: 2-0
SEC: 1-4
Non-Conference: 6-1

Table with 3 columns: Date, Opponent, Result. Lists overtime games from 1996 to 2012.

All games 1 OT unless noted
Home Games All Caps
* Chick-fil-A Bowl
^ Outback Bowl

Auburn OT Records:
First OT Game in SEC History: Auburn vs. Georgia, 1996
Most OT Periods: 4, vs. Georgia, 1996
Most OT Points Scored: 21 vs. Georgia, 1996
Most Rushing Yards: 40, Carnell Williams vs. Syracuse, 2002
Most Passing Yards: 45, Dameyune Craig vs. Georgia, 1996
Most Receiving Yards: 23, Karsten Bailey vs. Georgia, 1996

Auburn's record as a ranked team all-time is 295-98-6. Ranked Auburn teams at home are 163-28-2; away from Auburn, ranked Tiger squads are 132-70-4 all-time.

30+ Points

Prior to the 20-14 win at Kansas State, Auburn had scored 30 points or more in 12 consecutive games, a school record. The previous best was in 1994, when the Tigers scored 30+ points in eight straight games.

Auburn had its string of 88 consecutive games won when scoring 30 or more points snapped in the BCS title game, a 34-31 loss to Florida State. The streak began after a 56-49 four-overtime loss to Georgia in 1996.

In its history, Auburn is now 308-5 (.984) when scoring at least 30 points.

Strength Of Schedule

Auburn's 2014 opponents are 38-13 (.745) this season and seven are ranked in this week's AP Top 25.

Those opponents combined to go 93-60 (.608) last year, making Auburn's schedule the 16th toughest schedule in the country according to their opponents' 2013 win percentage. Auburn is playing eight bowl teams from a year ago that combined to go 6-2 in bowls.

Auburn plays three teams that won at least 10 games in 2013 (Alabama 11; South Carolina 11; LSU 10) and nine of the Tigers' opponents received votes in the preseason polls. Auburn will play both Alabama and Georgia on the road in the same season for the first time in history.

Most Improved

Improving from a record of 3-9 in 2012 to their 12-2 mark for 2013, the Tigers improved by 8.0 games for the biggest turnaround in college football last season. In fact, Auburn's achievement was just short of the all-time NCAA improvement record of 8.5, set by Hawaii from 1999-2000 (0-12 to 9-4).

With a seven-win improvement from 0-8 in SEC play during 2012 to 7-1 last season, Auburn made the biggest turnaround in SEC history. The previous top turnarounds:

- Ole Miss: 1-6 (1946) to 6-1 (1947)
Georgia: 2-4 (1958) to 7-0 (1959)
Ole Miss: 0-6 (1974) to 5-1 (1975)
LSU: 0-6 (1983) to 4-1-1 (1984)

When Scoring 20+ Points

Since 2001, Auburn is 104-15 (.873) when scoring 20 or more points in a game. Dating back to the start of the 1993 season, Auburn is 160-23-1 (.874) when scoring 20 or more points in a game.

1,000-Yard Rushers

Auburn is one of just eight schools nationally to boast at least one 1,000-yard rusher in each of the last five seasons.

Wisconsin leads that string with nine consecutive seasons, followed by Oregon (7) and Stanford (6). Auburn, Boise State, Nebraska, Northern Illinois and Washington have five consecutive seasons.

The Tigers' 1,000-yard rushers during that string: Ben Tate (2009), Cam Newton (2010), Michael Dyer (2010 and 2011), Tre Mason (2012 and 2013) and Nick Marshall (2013).

Gus Malzahn has produced 11 1,000-yard rushers in eight years as a college head coach/offensive coordinator, at least one in each season. Malzahn has had five 1,000-yard receivers and three 3,000-yard passers. Malzahn has had two 1,000-yard rushers in a season three times (Arkansas 2006; Auburn 2010, 2013). His 2007 Tulsa offense had three 1,000-yard receivers.

Artis-Payne & The 100-Yard Rushing Streak

Prior to the Kansas State game, at least one Auburn player rushed for 100 yards or more in eight consecutive games. That streak set a school record for consecutive 100-yard rushing games, besting the seven games set in 1978 (Joe Cribbs and William Andrews) and again in 1986 (Brent Fullwood and James Joseph). During the eight-game streak, the Tigers got 100-yard rushing performances from Tre Mason (6), Nick Marshall (3) and Cameron Artis-Payne (2).

The Tigers didn't waste any time starting a new string. Artis-Payne (116 yards, 1 TD) and Marshall (105 yards) both topped the century mark against Louisiana Tech.

It marks the 10th time in 58 games under Gus Malzahn (HC/OC) that Auburn has had two 100-yard rushers in a game. It was the sixth time Auburn has had two 100-yard rushers in 18 games since Malzahn took over as head coach. Artis-Payne (112 yards) and Marshall (103 yards) did it earlier this season against San José State.

SEC Champions:

1957, 1983, 1987, 1988, 1989, 2004, 2010, 2013

SEC West Champions:

1997, 2000, 2001, 2002, 2004, 2005, 2010, 2013

2014 AUBURN FOOTBALL GAME NOTES

Artis-Payne now has five career 100-yard rushing games and 11 rushing touchdowns. With 116 yards rushing vs. Louisiana Tech, Artis-Payne went over 1,000 yards rushing for his career (1,078 yards). Marshall has six 100-yard games and 14 rushing touchdowns.

Artis-Payne's 177-yard outing (averaging 6.8 yards per carry) vs. Arkansas was a career high for the senior; his 6-yard, 5-yard and 1-yard TD runs in the first half vs. San José State gave him his first career multiple-touchdown game.

Artis-Payne's 289 rushing yards were the most by an Auburn player in the first two games of a season since Rudi Johnson rushed for 339 yards in the first two games of 2000.

50+ Carries

Auburn reached the 50-carry mark for the first time this season against San José State, gaining 358 rushing yards on 50 carries (7.2 yards per carry). The Tigers had 48 carries versus both Arkansas and Louisiana Tech and had 45 carries at Kansas State.

The Tigers averaged 52.1 rushing attempts per game in 2013. The Tigers carried the ball 50 or more times in nine contests (74 Missouri; 60 Texas A&M; 59 Florida Atlantic; 57 Georgia; 53 Florida State; 53 Tennessee; 52 LSU; 52 Alabama; 50 Arkansas State).

Since 1967, Auburn is 145-36-3 (.796) when rushing 50+ times in a game, 45-6-1 (.873) when rushing 60+ times in a game, 6-0 when rushing 70+ times in a game, and 1-0 when rushing 80+ times in a game (82 carries in a 41-0 win over Ole Miss in 1985).

Nick Marshall

Quarterback Nick Marshall, the consensus preseason all-SEC signalcaller, has thrown for 2,524 yards in his career, becoming just the third player in Auburn history to throw for 2,000 and rush for 1,000 in his career. Marshall has rushed for 1,341 career yards.

Against Louisiana Tech, Marshall gained 105 yards on the ground on 13 carries for his sixth career 100-yard rushing game. He was 10-17 passing for 166 yards with TD tosses to Quan Bray (2) and D'haquille Williams. It was Marshall's fourth career game with 100 yards rushing and 100 yards passing. It was the first time Marshall threw three TD passes in a game during his Auburn career.

He was 17-31 passing for 231 yards and two scores in the win at Kansas State, Marshall's sixth 200-yard passing game and his sixth game with multiple TD passes.

Versus San José State, Marshall gained 103 yards rushing, with a 27-yard TD run, and was 10-19 passing for 101 yards and a score.

Marshall has now thrown and rushed for a touchdown in the same game seven times in his career, including the final five games of last season. Marshall scored a total of 14 touchdowns in those five games (7 rush, 7 pass), and had a total of 26 touchdowns in his first season as the Tigers' starting QB (12 rush, 14 pass).

The only other Auburn players with 2,000 passing yards and 1,000 rushing yards in their career are Cam Newton, who threw for 2,854 yards and rushed for 1,473 during his only season at Auburn in 2010; and Phil Gargis, who totaled 2,036 yards passing and 1,884 yards rushing from 1973-76.

With a 19-yard touchdown run against Arkansas and a 27-yard TD carry against San José State, Marshall scored a rushing touchdown in seven consecutive games prior to Kansas State. He has 14 career rushing touchdowns and six career 100-yard rushing games.

Marshall has 1,341 career rushing yards, fourth in school history among quarterbacks. He needs 544 yards to pass Phil Gargis to become Auburn's all-time leading QB rusher.

<i>Phil Gargis (1973-76)</i>	1,884
<i>Cam Newton (2010)</i>	1,473
<i>Jimmy Sidle (1962-64)</i>	1,400
<i>Nick Marshall (2013-14)</i>	1,341

Marshall is now 33rd in career rushing yards among all Auburn players. He is one of only four SEC quarterbacks to post a 1,000-yard rushing season, along with Newton, Sidle and Texas A&M's Johnny Manziel.

Only 10 previous Auburn players have returned after posting a 1,000-yard rushing season; their totals in the follow-up season:

Carnell Williams	1,165 (2004)
Kenny Irons	893 (2006)
Stephen Davis	1,068 (1995)
Bo Jackson	475 (1984)
James Brooks	1,314 (1980)
Joe Cribbs	1,120 (1979)
Michael Dyer	1,242 (2011)
Ronnie Brown	446 (2003)
Jimmy Sidle	303 (1964)
Tre Mason	1,816 (2013)

TIGERS IN THE NFL

(As of Sept. 28, 2014)

Active Players

<u>Name</u>	<u>Pos.</u>	<u>Team</u>
Daren Bates	LB	St. Louis Rams
Josh Byner	LB	Detroit Lions
Ronnie Brown	RB	Houston Texans
Jason Campbell	QB	Cincinnati Bengals
Karlos Dansby	LB	Cleveland Browns
Chris Davis	DB	San Diego Chargers
King Dunlap	OL	San Diego Chargers
Nick Fairley	DT	Detroit Lions
Dee Ford	DE	Kansas City Chiefs
Quentin Groves	LB	Tennessee Titans
Ben Grubbs	OL	New Orleans Saints
Josh Harris	LS	Atlanta Falcons
Corey Lemonier	LB	San Francisco 49ers
Sen'Derrick Marks	DT	Jacksonville Jaguars
Tre Mason	RB	St. Louis Rams
Brandon Mosley	OL	New York Giants
Cam Newton	QB	Carolina Panthers
Cody Parkey	K	Philadelphia Eagles
Jerraud Powers	DB	Arizona Cardinals
Jay Prosch	FB	Houston Texans
Jeremiah Ratliff	DT	Chicago Bears
Greg Robinson	OL	St. Louis Rams
Carlos Rogers	DB	Oakland Raiders
Pat Sims	DT	Oakland Raiders
Ben Tate	RB	Cleveland Browns
Neiko Thorpe	DB	Oakland Raiders

Notables

- Auburn had 26 players on NFL Opening Day rosters, representing 17 different NFL teams.

- Onterio McCalebb (Bengals) and Emory Blake (Rams) are members of NFL practice squads.

- Auburn has had 29 players taken in the first round & four No. 1 overall draft picks: Cam Newton (Carolina, '11), Aundray Bruce (Atlanta, '88), Bo Jackson (Tampa, '86) & Tucker Frederickson (NY Giants, '65).

- At least one former Tiger has been selected to 15 of the last 16 Pro Bowls, and Auburn has had at least one former player in eight of the last 10 Super Bowls.



CAREER PARTICIPATION/STARTS

No.	Name	Pos.	GP/GS
1	Montravius Adams	DL	17/4
74	Will Adams	OL	17/0
21	Mackentro Alexander	DB	8/0
44	Cameron Artis-Payne	RB	18/5
25	Peyton Barber	RB	3/0
40	Gage Batten	FB	6/0
98	Angelo Blackson	DL	43/16
68	Kyle Bolstad	OL	2/0
50	Ben Bradley	DL	18/5
4	Quan Bray	WR	42/10
85	Wirth Campbell	TE	4/0
38	Daniel Carlson	P/K	4/-
83	Michael Clifton	TE	1/0
18	Sammie Coates	WR	29/15
72	Shon Coleman	OL	12/4
52	Xavier Dampier	OL	3/0
97	Elijah Daniel	DL	18/0
53	Devonte Danzey	OL	7/0
80	Marcus Davis	WR	18/2
28	T.J. Davis	DB	16/0
89	Jaylon Denson	WR	32/6
76	Jordan Diamond	OL	6/0
50	Reese Dismukes	C	41/41
33	Kenny Flowers	LB	17/0
23	Johnathan Ford	DB	18/4
17	Kris Frost	LB	29/5
11	Brandon Fulse	TE	40/17
26	Justin Garrett	DB/LB	21/2
20	Corey Grant	RB	25/2
22	Khari Harding	DB	5/0
45	Kemiya Harrell	DL	4/0
48	Forrest Hill	DS	30/-
15	Joshua Holsey	DB	22/14
6	Jeremy Johnson	QB	10/2
3	Jonathan Jones	DB	24/7
59	Raashed Kennion	DL	2/0
29	Brandon King	DB	18/0
87	Gray King	WR	3/0
63	Alex Kozan	OL	14/14
39	Alex Kviklys	K	3/0
86	DaVonte Lambert	DL	4/2
94	Devaroe Lawrence	DL	2/0
55	Carl Lawson	DL	14/0
70	Robert Leff	OL	18/0
5	Ricardo Louis	WR	29/9
14	Nick Marshall	QB	17/16
8	Cassanova McKinzy	LB	25/20
37	Kamryn Melton	DB	3/0
51	Patrick Miller	OL	23/18
6	Jonathon Mincy	DB	43/32
16	JaViere Mitchell	LB	17/0
75	Deon Mix	OL	2/0
24	Derrick Moncrief	DB	4/0
93	JaBrian Niles	DT	7/0
10	LaDarius Owens	DL	36/15
42	Gimel President	DE	6/0
82	Melvin Ray	WR	26/3
25	Trovon Reed	DB/WR	41/4
14	Stephen Roberts	DB	3/0
19	Nick Ruffin	DB	4/0
85	Matthew Shiel	P	2/-
62	Chad Slade	OL	43/39
71	Braden Smith	OL	3/0
8	Tony Stevens	WR	13/0
29	Tyler Stovall	H	4/-
43	Anthony Swain	LB	28/0
27	Robenson Therezie	RB	41/17
9	Roc Thomas	RB	3/0
10	Stanton Truitt	WR	1/0
81	C.J. Uzomah	TE	38/9
13	Mack VanGorder	DB	6/0
12	Jonathan Wallace	QB	18/4
99	Brian Walsh	DL	4/0
54	Jeffrey Whitaker	DT	40/21
9	Jermaine Whitehead	DB	41/29
1	D'haquille Williams	WR	4/4
30	Tré Williams	LB	4/0
37	Hunter Wood	TE	4/0
90	Gabe Wright	DL	43/22
56	Avery Young	OT	17/16
49	Patrick Young	TE	3/0

100-Yd QB Rushing Performance =Victory

Auburn has won 14 straight games when its quarterback rushes for at least 100 yards. The Tigers last lost a game in which its QB rushed for 100 yards November 15, 1975, at Georgia. Auburn lost 28-13 that day despite Phil Gargis rushing for 119 yards. Auburn's 100-yard QB rushing performances since that day:

- 105 Nick Marshall vs. Louisiana Tech (2014)
- 103 Nick Marshall vs. San José State (2014)
- 101 Nick Marshall vs. Missouri (2013)
- 214 Nick Marshall vs. Tennessee (2013)
- 100 Nick Marshall vs. Texas A&M (2013)
- 140 Nick Marshall vs. Ole Miss (2013)
- 151 Cam Newton vs. Georgia (2010)
- 217 Cam Newton vs. LSU (2010)
- 188 Cam Newton vs. Arkansas (2010)
- 198 Cam Newton vs. Kentucky (2010)
- 176 Cam Newton vs. South Carolina (2010)
- 171 Cam Newton vs. Arkansas State (2010)
- 158 Kodi Burns vs. UT-Martin (2008)
- 129 Phil Gargis vs. Florida State (1976)

Jeremy Johnson

Making his second career start in the season opener against Arkansas, Jeremy Johnson (243 yards in first half) is the first Auburn quarterback to throw for more than 200 yards in a half since Cam Newton in 2010 vs. South Carolina in the SEC championship game (281 yards in first half).

Johnson, who completed his first eight passes, finished 12-16 for 243 yards, with touchdown passes to D'haquille Williams (18 yards) and Melvin Ray (49 yards).

In the three games where he has played a full half of action (Western Carolina and Florida Atlantic in 2013 and Arkansas 2014), Johnson has completed 39-53 passes for 636 yards and eight touchdowns with two interceptions for a 216.65 passing efficiency rating. His eight career touchdown passes have been to seven different receivers.

Duke's Debut

Junior college product D'haquille "Duke" Williams is enjoying an auspicious Auburn debut. He leads the Tigers with 23 receptions for 357 yards (15.5 yds/catch) and has three touchdowns.

Williams' 357 yards receiving are the most by an Auburn player through the first four games in a season since Tyrone Goodson had 434 receiving yards in the first four games of the 1997 campaign.

Williams gained 110 yards on eight catches at Kansas State for his second 100-yard receiving game, scoring on a 9-yard pass from Nick Marshall against the Wildcats. He snagged a deflected pass through the arms of two defenders for an 18-yard TD against Louisiana Tech.

With 154 yards receiving against Arkansas, Williams produced the 12th-best receiving day ever in an Auburn uniform and the best receiving total by a Tiger since Darvin Adams (217 yards) in the 2010 SEC championship game vs. South Carolina. That totaled the most receiving yards ever by an Auburn player in his first game. His nine receptions against Arkansas tie for ninth in most receptions in a game. It's the most catches by an Auburn player since Emory Blake (10) vs. Arkansas in 2012.

Coates Racking Up Records

Sammie Coates' 902 receiving yards in 2013 were the seventh-best season in Auburn annals. That total is the fourth-most in Auburn history by a player who returned the next season, trailing only Ronney Daniels (1,068 yards in 1999), Terry Beasley (1,051 yards in 1970) and Darvin Adams (997 yards in 2009).

Now in his junior season, Coates has 1,072 career receiving yards, 22nd best all-time at Auburn, passing Willie Gosha (1,048 from 1993-96). Just ahead of him are Terrell Zachary (1,106) and Tim Christian (1,126).

Coates' nine career receiving touchdowns put him just three away from joining Auburn's career top 10. Coates, who finished third nationally in yards per catch (21.5), had seven touchdown catches last season, and averaged 54.1 yards per TD reception; the TD distances: 88, 68, 67, 43, 39, 38, 36.

Coates (42), Ricardo Louis (28) and Marcus Davis (23) were three of Auburn's top four receivers last season. That underclassman trio combined for 93 receptions for 1,444 yards and 10 touchdowns, accounting for 54% of Auburn's receptions and 60% of its receiving yards. Quan Bray, with 23 catches for 195 yards and three touchdowns, rounded out the Auburn reception leading quartet.

Auburn ranks fourth nationally this season in the percentage of receptions returning. Auburn returnees caught 156 of 173 receptions (90.2%) last season. Only two players with a reception in 2013 -- Tre Mason and Jay Prosch -- do not return for 2014.

SEC Champions:

1957, 1983, 1987, 1988, 1989, 2004, 2010, 2013

SEC West Champions:

1997, 2000, 2001, 2002, 2004, 2005, 2010, 2013

2014 AUBURN FOOTBALL GAME NOTES**150/150**

Cameron Artis-Payne's 177 yards rushing and D'haquille Williams' 154 yards receiving vs. Arkansas mark the first time Auburn has had a 150-yard rusher and a 150-yard receiver in a game since Carnell Williams [177 rush] and Tim Carter [156 receiving] did it against Arkansas in 2001, a stretch of 159 games.

Halftime Adjustments

Auburn's defense has shown significant improvement from the first half to the second half in its first four games.

The Tiger defense has allowed a total of 24 points, 113 rushing yards, 370 passing yards and 483 total yards (avg. 120.8) in the second half over four games, compared to 41 points, 250 rushing yards, 520 passing yards and 770 total yards (avg. 192.5) during the first half.

Interceptors

Auburn has 20 interceptions in its last 18 games. The Tigers had 19 interceptions in their previous 32 games before the beginning of the 2013 season.

The latest was a 36-yard interception by Montravius Adams in the win over Louisiana Tech, the first of his career, and the first interception by an Auburn defensive lineman since Nick Fairley vs. Mississippi State in 2010.

Two interceptions at Kansas State were key in that road victory. Jonathon Jones' first-quarter interception in the endzone was the first interception of his career. He is the fourth Auburn player to record a pick this season. Trovon Reed's fourth-quarter interception at K-State was his second of the season; he has interceptions in back to back games.

Jermaine Whitehead had his second interception in as many games with a 19-yard pick against San José State, giving him five for his career. Jerraud Powers in 2007 vs. Georgia and Alabama was the last Auburn player to have interceptions in back-to-back games.

Johnathan Ford (3 yards) and Reed (6 yards) recorded their first career interceptions vs. San José State. It was Auburn's first three-interception game since last year's season opener vs. Washington State.

Whitehead's 32-yard interception return for a TD against Arkansas was the second interception score of his career (also vs. Florida Atlantic 2011). Auburn's streak of consecutive seasons with an interception return TD is now eight.

Seven different players had picks last season, led by Robenson Therezie with four interceptions. Other returnees with interceptions last season were Whitehead (2), Holsey (1), Jonathon Mincy (1) and Cassanova McKinzy (1).

Top Tacklers

Linebacker Cassanova McKinzy led Auburn with nine tackles against Louisiana Tech, including a TFL. Jonathon Mincy and freshman Tre' Williams both had seven stops against the Bulldogs.

Joshua Holsey was Auburn's leading tackler at Kansas State; his 11 tackles (10 of them solo stops) were a team season best and earned him SEC defensive player of the week honors. Johnathan Ford had eight tackles and Kris Frost and Mincy added six each against the Wildcats.

McKinzy was Auburn's leading tackler with 10 stops vs. San José State, followed by Ford with eight tackles. Jermaine Whitehead and Mincy, each with seven tackles, and McKinzy with six stops, a sack and two TFL, were Auburn's top tacklers in the season opener against Arkansas.

McKinzy, who led Auburn in tackles (75) as a sophomore last season, was the first underclassman to lead the Tigers in that category since sophomore Zac Etheridge in 2008.

McKinzy now has 127 career stops, becoming the third active Auburn player to reach the century mark in career tackles, along with Whitehead (194) and Jonathon Mincy (169).

Tackles For Loss

Led by Montravius Adams with three tackles for loss and Jonathon Mincy with two, Auburn's 10 TFL vs. San José State marked the 14th time since the beginning of the 2004 season (131 games) Auburn posted 10 TFL in a game. The Tigers went 13-1 in those contests:

2014: San Jose State	10 TFL
2013: Ole Miss	14 TFL
2013: Arkansas State	13 TFL
2012: at Ole Miss	10 TFL
2010: vs. Oregon	11 TFL
2010: ULM	10 TFL
2010: Arkansas State	10 TFL
2006: vs. Nebraska	11 TFL
2006: Buffalo	11 TFL
2005: Alabama	12 TFL
2005: at Kentucky	11 TFL
2005: South Carolina	11 TFL
2004: Kentucky	16 TFL
2004: Louisiana Tech	15 TFL

Other Tigers recording a TFL against the Spartans were Ben Bradley, Kenny Flowers, DaVonte Lambert, Jermaine Whitehead and Gabe Wright.

Auburn had 5.0 TFL against Arkansas and 6.0 TFL against both Kansas State and Louisiana Tech.

For Starters

Auburn now has 35 players with at least one career start on its 2014 roster. Tops are offensive linemen Reese Dismukes (41 career starts) and Chad Slade (39). Those numbers are the best in the SEC for returning offensive linemen.

Making their first starts for Auburn in the season opening win over Arkansas were: DE Montravius Adams, S Johnathan Ford, OT Shon Coleman and WR D'haquille Williams. DE DaVonte Lambert made his first Auburn start at Kansas State.

Triple-Threat Toe

Redshirt freshman Daniel Carlson will handle the majority of punting, placekicking and kickoff duties for Auburn this season, the first Tiger specialist to do all three since Damon Duval (1999-2002).

In his debut vs. Arkansas, Carlson averaged 53.3 yards on three punts, downing two inside the 20, and had seven touchbacks on kickoffs, earning SEC Freshman of the Week accolades.

His 53.3 yds-per-punt average was the best for an Auburn punter (min. 3 punts) since Kody Bliss averaged 54.7 yards on three punts against ULM in 2003. Carlson's 62-yard punt in the second quarter against Arkansas was the longest at Auburn since Ryan Shoemaker had a 64-yard punt vs. Tennessee Tech in 2007.

For the year, Carlson is averaging 42.4 yards on 13 punts, with two landing inside the 20. He is 22-22 on PAT attempts and 5-7 on field goals. On kickoffs, 17-25 have been touchbacks.

More From The Louisiana Tech Game...

- Quan Bray's two TD catches were his first of the season, the first time in his career he has had two TD catches in a game; it gives Bray five TD receptions for his career. He finished with a career-high 91 yards receiving on three receptions, topping his previous career best day of 80 yards vs. Mississippi State in 2013.
- Bray also had a punt return for a touchdown, his second of the season. He is only the second player in Auburn history to score two punt



return touchdowns in the same season (Mike Fuller in 1974). The 76-yard punt return was the seventh-longest in school history and the fifth-longest in school history that went for a touchdown.

- C.J. Uzomah caught his first touchdown of the season with a 15-yard catch from Jeremy Johnson. It was the fifth receiving touchdown of his career. He is now tied for third in Auburn all-time TDs by a tight end with Andy Fuller (1993-95).

- Robenson Therezie recorded the first sack of his career, a half-sack with DaVonte Lambert. Lambert now has 2.5 sacks on the season.

- Montravius Adams was the first Auburn player with an interception and a fumble recovery in a game since Nick Fairley vs. Mississippi State in 2010

Four-Game Scoring

Auburn's 169 points through the first four games ranks fifth all-time at Auburn in the first four games of a season. The record is 181 points in 2009.

2009: 37 vs. Louisiana Tech; 49 vs. Mississippi State; 41 vs. West Virginia; 54 vs. Ball State 181 total

1986: 42 vs. UT-Chattanooga; 45 vs. East Carolina; 34 vs. Tennessee; 55 vs. Western Carolina 176 total

1969: 57 vs. Wake Forest; 19 at Tennessee; 44 vs. Kentucky; 51 vs. Clemson 171 total

1995: 46 vs. Ole Miss; 76 vs. Chattanooga; 6 vs. LSU; 42 at Kentucky 170 total

2014: 45 vs. Arkansas; 59 vs. San José State; 20 at Kansas State; 45 vs. Louisiana Tech 169 total

The Return Game

Quan Bray scored his second punt return touchdown of the season with a 76-yard score against Louisiana Tech, the seventh-longest in school history and fifth-longest in AU history that went for a score. Bray is the second player in Auburn history to score two punt return TDs in the same season (Mike Fuller, 1974). Bray's 55-yard punt return for a touchdown against San José State was the first return TD of the senior's career, and continued an Auburn tradition of productivity in the return game.

Auburn ranks second in the nation among teams with the longest active streak of kickoff returns for a touchdown in consecutive seasons. The Tigers have had at least one kickoff return for a score in each of the past six seasons, including Tre Mason's 100-yard return against Washington State and Corey Grant's 90-yard return at Tennessee last year.

Schools with the most consecutive seasons with a kickoff return for a score: 9: Kansas State; 6: Auburn; 5: Northern Illinois; 4: Florida.

Auburn's KOR touchdowns during that string were by: Corey Grant (90 vs. Tennessee, 2013); Onterio McCalebb (100 vs. Mississippi State, 2012 and 83 vs. Alabama, 2011); Tre Mason (97 vs. Utah State in 2011 and 100 vs. Washington State, 2013); Demond Washington (95 vs. Ole Miss, 2010 and 99 vs. Georgia, 2009); and Tristan Davis (97 vs. Arkansas and 95 vs. UT-Martin, 2008).

Auburn was one of five teams nationally to return a kickoff and a punt for a touchdown in the same game last season:

- Auburn at Tennessee
- North Texas at Georgia
- Alabama vs. Virginia Tech
- Baylor vs. Iowa State
- North Carolina vs. Old Dominion

Auburn was one of 18 teams to return both a kickoff and a punt for a TD in 2013, and one of 12 teams nationally with at least three kickoff/punt returns for touchdowns. Only 12 teams returned multiple kickoffs for scores last year.

The Graduates

Auburn already has six college graduates on its 2014 roster. Chad Slade (sociology) and Jermaine Whitehead (accounting) were August, 2014, graduates. Jonathon Mincy (public administration) received his bachelor's degree in December, 2013, while Shon Coleman (public administration), Forrest Hill (public administration) and LaDarius Owens (communication) received their diplomas in May, 2014.

Average Per Down

Here's a breakdown of how the 2014 Auburn offense operates on first, second, third and fourth down.

On first down, the Tigers have run 131 plays, gaining 889 yards for an average of 6.8 yards per play. On second down, AU has tried 93 plays for 602 yards, an average of 6.5 per play. On third down, the Tigers have attempted 59 plays, gaining 457 yards for a 7.7 average. Au-

burn has tried only two fourth-down conversions (1-2) this season, scoring a 5-yard rushing touchdown vs. San José State.

Auburn's TDs have come eight times on first down (7 rush, 1 pass), four times on second (1 rush, 3 pass), six times on third down (5 pass, 1 rush) and once on fourth down (1 rush).

NCAA Rankings

as of 9/28/14

Team

- Punt Returns: 1st (30.71)
- TO Margin: 12th (+1.25)
- Rush Defense: 14th (90.8)
- Scoring Defense: 15th (16.3)
- Scoring Offense: 15th (42.3)
- Rush Offense: 17th (260.5)
- Total Defense: 20th (313.3)
- Pass Eff Defense: 24th (109.90)
- Total Offense: 34th (480.0)
- Pass Defense: 50th (222.5)
- Kick Returns: 62nd (21.43)
- Pass Offense: 77th (219.5)
- Net Punting: 97th (35.40)

Individuals in Top 25

- 1st: Quan Bray Punt Returns (36.8)
- 2nd: Jermaine Whitehead Interceptions (1.0)
- 16th: C. Artis-Payne Rush Yds/Game (117.0)
- 19th: Nick Marshall Yds/Carry (6.50)
- 24th: Jonathon Mincy Solo Tackles/Gm (6.0)

Total Offense Quarters Under Malzahn

In the first quarter against San José State, Auburn gained 224 yards of total offense, marking the eighth time in 16 games under Gus Malzahn, and the second time this season (228 yards in the first quarter vs. Arkansas), that the Tigers have gained at least 200 yards of total offense in a quarter. Five of those quarters were against SEC teams.

	Opponent	Yds	Qtr
2014	San José State	224	1
2014	Arkansas	228	1
2013	Western Carolina	229	2
2013	Texas A&M	242	1
2013	Texas A&M	227	4
2013	Florida Atlantic	244	2
2013	Tennessee	211	2
2013	Missouri	220	3

Game Captains

Auburn selects game captains for the 2014 season. Reese Dismukes and Gabe Wright have served as captains vs. Arkansas, San José State, Kansas State and Louisiana Tech.

SEC Champions:

1957, 1983, 1987, 1988, 1989, 2004, 2010, 2013

SEC West Champions:

1997, 2000, 2001, 2002, 2004, 2005, 2010, 2013

2014 AUBURN FOOTBALL GAME NOTES**Scoring By Quarters**

Thus far in 2014, Auburn has outscored its opponents in the first quarter 38-14, and has outscored its opponents 55-27 in the second quarter. In the third quarter, Auburn leads the scoring 21-10, and the Tigers hold a 55-14 advantage in the fourth quarter. Auburn has held its opponent scoreless in six of 16 quarters.

First-Time Tigers

In 2014, 23 Tigers have made their Auburn debut. Twelve saw their first career action in the season opener vs. Arkansas: Peyton Barber, Daniel Carlson, Xavier Dampeer, Gray King, DaVonte Lambert, Derrick Moncrief, Nick Ruffin, Braden Smith, Tyler Stovall, D'haquille Williams, Tré Williams, Hunter Wood.

Eight more made their debuts against San José State: Aaron Garrison, Raashed Kennion, Alex Kvikly, Devaroe Lawrence, Deon Mix, Stephen Roberts, Roc Thomas, Cameron Toney. First-time players at Kansas State were Matthew Shiel and Raashed Kennion. Stanton Truitt saw his first snaps against Louisiana Tech.

Winningest Programs

Entering 2014, Auburn ranked 13th among the winningest FBS football programs in all-time wins; the Tigers have 730 total victories.

The 18 FBS teams that have 700+ all-time wins: Michigan, Texas, Nebraska, Notre Dame, Penn State, Ohio State, Oklahoma, Alabama, Tennessee, Southern Cal, Georgia, LSU, Auburn, West Virginia, Syracuse, Virginia Tech, Texas A&M and Georgia Tech.

More Tiger Stripes ...

- Auburn is 18-18 in the red zone this year (14 touchdowns, 4 FG) after going 4-4 against Louisiana Tech (3 touchdowns, 1 FG). The Tigers are one of seven teams perfect for the year, along with UCLA, Cincinnati, South Carolina, North Texas, Washington and Michigan.
- The Tigers are second nationally converting 35-60 third-down opportunities (.5833) over the first four games of the season (9-14 vs. Arkansas, 10-14 vs. San José State, 10-18 at Kansas State, 6-14 vs. Louisiana Tech).
- Auburn's +104 scoring differential is the highest for the Tigers through four games since also having a +104 scoring differential in 1996.
- Auburn has allowed only 65 points, the fewest the Tigers have allowed through four games since allowing 41 in 2008.

- The Auburn defense has allowed 21 or fewer points in four consecutive games for the first time since an eight-game string in 2007-08.

- Auburn has returned three punts for a touch-down in its last nine games. Prior to that, the Tigers had returned three punts for scores in 277 games dating back to 1991.

- In the fourth quarter, Auburn is converting a quarter-best 11-16 (.688) third-down conversions while holding opponents to 5-15 (.333). In the second half alone, Auburn is converting 20-30 (.667) on third downs while its opponents are 12-30 (.400). For the entire game, Auburn is 58.3 percent (35-60) on third down while opponents are at 36.1 percent (22-61).

- Auburn is tied for seventh nationally with only one AU pass intercepted this season. Six teams – Southern Cal, Florida Atlantic, Washington, Oregon, Northern Illinois and Air Force – have not had a pass intercepted yet this year.

- In 18 games under head coach Malzahn, Auburn has averaged 40.1 points, 313.2 yards rushing and 496.6 total offense yards per game.

- This is the 31st season Auburn has started 4-0. In the previous 30 seasons, Auburn compiled a final record of 252-45-6 (.842).

- Auburn is third in the country and first among all Power 5 conference teams since the beginning of the 2013 season, averaging 313.2 rushing yards per game. The only two teams averaging more rushing yards than Auburn during that period are Navy (334.6) and New Mexico (315.0).

- Auburn is one of 17 teams with its coaching staff intact from 2013; others: Arizona, Baylor, Boston College, BYU, Clemson, Colorado, Colorado State, Kansas State, Louisiana-Lafayette, Michigan State, Ole Miss, San Diego State, South Carolina, Tennessee, UTEP, and Washington State.

In Non-Conference Games

Louisiana Tech was the third of four non-conference opponents for the Tigers during the 2014 season. Auburn also plays San José State (W, 59-13), Kansas State (W, 20-14) and Samford (Nov. 22) this season.

The Tigers now have a 25-game home non-conference winning streak. Auburn's last home non-conference loss was a 26-23 OT defeat to South Florida in 2007.

Prior to the win at Kansas State, Auburn's last non-conference win on an opponent's home field was in 1997, a 28-17 victory at Virginia led by QB Dameyune Craig. Auburn's last non-conference win on a ranked opponent's home field was in 1984, a 42-41 win at No. 9 Florida State.

Auburn's all-time regular season record in non-conference play since SEC action began in 1933 is 237-67-6.

Auburn finished 4-0 in its regular season non-conference schedule for 2013, the 26th time since joining the SEC in 1933 that the Tigers did not lose a game in non-conference regular season action.

Auburn's 2014 NFL Draft

Auburn had four former players drafted in the 2014 NFL Draft, including two first-round picks for the second time in four years.

Greg Robinson was taken second overall by the St. Louis Rams and Dee Ford was drafted 23rd overall by the Kansas City Chiefs in the first round. Cam Newton and Nick Fairley were first-round picks in 2011.

The St. Louis Rams took 2013 Heisman finalist Tre Mason with pick No. 75 in the third round. Jay Prosch was selected in the sixth round, No. 211 overall, by the Houston Texans.

The Rams are the first team to take two Auburn players in the top three rounds of the NFL Draft since the Washington Redskins selected Carlos Rogers and Jason Campbell in the first round of the 2005 draft.

This year's draft marked the first time that Auburn had three offensive players drafted since 2007: Ben Grubbs (1-29), Kenny Irons (2-49) and Courtney Taylor (6-197).

Greg Robinson became the third player who played in Gus Malzahn's offensive system to be drafted in the top four overall picks of the draft since 2008, joining Darren McFadden, who was drafted No. 4 overall by the Oakland Raiders out of Arkansas in 2008 and Cam Newton, who was the top overall selection by the Carolina Panthers in 2011.

Prosch was the first Auburn fullback drafted since Heath Evans was a third-round selection, No. 82 overall, by the Seattle Seahawks in 2001.

Where They Go Next

Auburn plays at No. 12 Mississippi State Saturday, October 11. LSU visits Florida that day.



HEAD COACH GUS MALZAHN



FAST FACTS

- Gus Malzahn has won or played for a conference title in six of his eight seasons as a collegiate coach
- Malzahn's teams have won their conference championships in three of the last four seasons with Auburn in 2010 and 2013 and Arkansas State in 2012
- Two of the four most productive offenses in SEC history were Malzahn concoctions: Auburn 2013 (7,018) and Auburn 2010 (6,989)
- Just the third coach in SEC history to win an SEC title in his first year at a school, joining Bernie Moore at LSU in 1935 and John Vaught at Ole Miss in 1947
- Author in 2003 of "The Hurry-up, No Huddle: An Offensive Philosophy", ranked among Amazon's 75 top-selling football books
- In 14 seasons as a high school head coach in Arkansas, Malzahn led seven teams to the state championship game and won three titles. In July 2013, he was inducted into the Arkansas High School Sports Hall of Fame

2013 HONORS

- Bear Bryant Coach of the Year
 - Bobby Bowden Coach of the Year
 - Home Depot Coach of the Year
 - Eddie Robinson Coach of the Year
 - Sporting News Coach of the Year
 - SB Nation Coach of the Year
 - Liberty Mutual Coach of the Year
 - Associated Press Coach of the Year
 - Maxwell Coach of the Year Finalist
 - SEC Coach of the Year
 - AP SEC Coach of the Year
 - USSA Amos Alonzo Stagg Award
- Malzahn ranks second among active coaches in winning percentage versus Top 25 opponents at their current school. His 71.4% (5-2) is second only to Stanford's David Shaw (77.8%)
 - Malzahn has produced 11 1,000-yard rushers in eight years as a college head coach/offensive coordinator, at least one in each season. Malzahn has coached five 1,000-yard receivers and three 3,000-yard passers. Malzahn has had two 1,000-yard rushers in a season three times -- Arkansas in 2006 and Auburn in 2010 and 2013. His 2007 Tulsa offense produced three 1,000-yard receivers

MALZAHN YEAR-BY-YEAR

HEAD COACH

Year	School	Record	Conf.	Notes
2012	Arkansas State	9-3	7-1	Sun Belt Champions
2013	Auburn	12-2	7-1	SEC Champions
2014	Auburn	4-0	1-0	BCS National Championship Game
Arkansas State Totals		9-3	7-1	
Auburn Totals		16-2	8-1	
HEAD COACH TOTALS		25-5	15-2	

COLLEGIATE ASSISTANT

2006	Arkansas	Offensive Coordinator	10-4	7-1
Arkansas Totals			10-4	7-1
2007	Tulsa	Asst. Head Coach/Co-Offensive Coord.	10-4	6-3
2008	Tulsa	Asst. Head Coach/Co-Offensive Coord.	11-3	7-2
Tulsa Totals			21-7	13-5
2009	Auburn	Offensive Coord./QB Coach	8-5	3-5
2010	Auburn	Offensive Coord./QB Coach	14-0	8-0
2011	Auburn	Offensive Coord./QB Coach	8-5	4-4
Auburn Assistant Totals			30-10	15-9
ASSISTANT COACH TOTALS			61-21	35-15

SEC Champions:

1957, 1983, 1987, 1988, 1989, 2004, 2010, 2013

SEC West Champions:

1997, 2000, 2001, 2002, 2004, 2005, 2010, 2013

2014 AUBURN FOOTBALL GAME NOTES



2014 AUBURN FOOTBALL NUMERICAL ROSTER

No.	Name	Pos.	Ht.	Wt.	Yr.	Hometown	No.	Name	Pos.	Ht.	Wt.	Yr.	Hometown
1	Montravius Adams	DL	6-4	306	So.	Vienna, GA	43	Spencer Smith	TE	6-6	240	So.	Birmingham, AL
1	D'haquille Williams	WR	6-2	216	Jr.	LaPlace, LA	44	Cameron Artis-Payne	RB	5-11	210	Sr.	Harrisburg, PA
3	Jonathan Jones	DB	5-10	182	Jr.	Carrollton, GA	45	Keymiya Harrell	DL	6-4	262	Jr.	Selma, AL
4	Quan Bray	WR	5-10	195	Sr.	LaGrange, GA	45	Andrew Williams	RB	5-9	201	Jr.	Sunflower, AL
5	Ricardo Louis	WR	6-2	212	Jr.	Miami, FL	46	Chris Laye	TE	6-4	236	Fr.	Cumming, GA
6	Jonathon Mincy	DB	5-10	196	Sr.	Decatur, GA	47	Cameron Toney	LB	6-1	243	RFr.	Huntsville, AL
6	Jeremy Johnson	QB	6-5	230	So.	Montgomery, AL	47	Lawyer Tillman	RB	6-0	200	Jr.	Lacey, WA
8	Cassanova McKinzy	LB	6-3	249	Jr.	Birmingham, AL	48	Forrest Hill	DS	6-1	248	Sr.	Jonesboro, GA
8	Tony Stevens	WR	6-4	198	So.	Orlando, FL	48	Kyle Sitzler	TE	6-1	235	Fr.	Vestavia Hills, AL
9	Jermaine Whitehead	DB	5-11	193	Sr.	Greenwood, MS	49	Niko Anthony	DB	6-1	203	Sr.	Lithia, FL
9	Roc Thomas	RB	5-10	193	Fr.	Oxford, AL	49	Patrick Young	FB	6-2	230	Jr.	Trussville, AL
10	LaDarius Owens	DL	6-2	259	Sr.	Bessemer, AL	50	Reese Dismukes	OL	6-3	295	Sr.	Spanish Fort, AL
10	Stanton Truitt	WR	5-9	175	Fr.	Atlanta, GA	50	Ben Bradley	DL	6-1	303	Sr.	Norcross, GA
11	Brandon Fulse	TE	6-4	258	Sr.	Fort Meade, FL	51	Patrick Miller	OL	6-7	289	Jr.	Palm Beach, FL
11	Markell Boston	DB	6-0	191	Fr.	Sharpsburg, GA	52	Xavier Dampeer	OL	6-2	296	Jr.	Mendenhall, MS
12	Jonathan Wallace	QB	6-2	207	Jr.	Phenix City, AL	53	Devonte Danzey	OL	6-4	296	Jr.	Tampa, FL
13	Sean White	QB	6-0	200	Fr.	Boca Raton, FL	54	Jeffrey Whitaker	DL	6-4	322	Sr.	Macon, GA
13	Mack VanGorder	DB	6-1	201	Jr.	Gainesville, GA	55	Carl Lawson	DL	6-2	261	So.	Alpharetta, GA
14	Nick Marshall	QB	6-1	210	Sr.	Pineview, GA	56	Avery Young	OL	6-6	315	So.	Palm Beach Gardens, FL
14	Stephen Roberts	DB	5-11	180	Fr.	Opelika, AL	57	Deshaun Davis	LB	5-11	230	Fr.	Mobile, AL
15	Joshua Holsey	DB	5-11	192	Jr.	Fairburn, GA	58	Josh Shockley	LB	5-10	215	Fr.	McDonough, GA
16	JaViere Mitchell	LB	6-2	210	So.	Leeds, AL	58	Zach Wade	LS	5-9	199	Fr.	Bremen, GA
16	Tucker Tuberville	QB	6-0	190	So.	Auburn, AL	59	Raashed Kennion	DL	6-6	225	Fr.	Jacksonville, FL
17	Kris Frost	LB	6-2	234	Jr.	Matthews, NC	60	Greg Hall	DL	6-3	235	So.	Athens, GA
17	Ben Durand	QB	6-3	210	Jr.	Tyngsborough, MA	61	Michael Sulka	DS	6-3	240	So.	Bluffton, SC
18	Sammie Coates	WR	6-2	201	Jr.	Leroy, AL	62	Chad Slade	OL	6-5	315	Sr.	Moody, AL
19	Nick Ruffin	DB	6-0	174	Fr.	Duluth, GA	63	Alex Kozan	OL	6-4	300	So.	Castle Rock, CO
20	Corey Grant	RB	5-11	205	Sr.	Opelika, AL	64	Duncan McKinney	K	5-11	182	Jr.	Florence, AL
21	Mackenro Alexander	DB	5-11	203	So.	Immokalee, FL	65	Hunter Knight	OL	6-2	275	Fr.	Dothan, AL
22	Khari Harding	DB	6-0	224	So.	Edmond, OK	68	Kyle Bolstad	OL	6-4	280	So.	Brentwood, TN
23	Johnathan Ford	DB	6-0	199	So.	Big Cove, AL	69	Ike Powell	LS	6-3	264	Fr.	Tifton, GA
24	Derrick Moncrief	DB	6-2	218	Jr.	Prattville, AL	70	Robert Leff	OL	6-6	286	So.	Fairhope, AL
25	Trovon Reed	DB	6-0	190	Sr.	Thibodaux, LA	71	Braden Smith	OL	6-6	299	Fr.	Olathe, KS
25	Peyton Barber	RB	5-11	225	RFr.	Alpharetta, GA	72	Shon Coleman	OL	6-6	310	So.	Memphis, TN
26	Justin Garrett	LB	6-1	224	Jr.	Stone Mountain, GA	73	Austin Golson	OL	6-5	310	So.	Prattville, AL
27	Robenson Therezie	DB	5-9	212	Sr.	Miami, FL	74	Will Adams	OL	6-7	296	So.	Tyrone, GA
27	Logan Rice	P	6-0	197	Fr.	Rome, GA	75	Deon Mix	OL	6-4	298	RFr.	Batesville, MS
28	T.J. Davis	DB	6-1	196	So.	Tallahassee, FL	76	Jordan Diamond	OL	6-6	318	So.	Chicago, IL
29	Brandon King	DB	6-2	213	Sr.	Alabaster, AL	78	Joshua Thompson	OL	6-2	317	RFr.	Dothan, AL
29	Tyler Stovall	P	6-1	207	RFr.	Hokes Bluff, AL	79	Andrew Williams	DL	6-4	251	Fr.	McDonough, GA
30	Tre' Williams	LB	6-2	225	Fr.	Mobile, AL	80	Marcus Davis	WR	5-9	180	So.	Boynton Beach, FL
30	Damian Lewis	RB	5-9	201	So.	Wetumpka, AL	81	C.J. Uzomah	TE	6-5	264	Sr.	Suwanee, GA
31	Jakell Mitchell	HB	6-3	218	Fr.	Opelika, AL	82	Melvin Ray	WR	6-3	207	Jr.	Tallahassee, FL
31	Mark White	WR	5-10	175	So.	Pike Road, AL	83	Dominic Walker	WR	6-1	217	RFr.	Orlando, FL
32	Jimmy Hutchinson	P	6-2	198	RFr.	Marietta, GA	83	Michael Clifton	LB	6-3	250	So.	Evans, GA
33	Kenny Flowers	LB	6-1	230	Jr.	Lilburn, GA	84	Myron Burton	WR	6-2	200	Fr.	Lawrenceville, GA
33	B.J. Trimble	WR	5-10	174	Jr.	Peachtree City, GA	85	Wirth Campbell	WR	6-3	215	Jr.	Nashville, TN
35	Joe Turner	DB	6-0	165	Jr.	Sacramento, CA	85	Matthew Shiel	P	5-11	195	Fr.	Doncaster, Australia
36	Kamryn Pettway	RB	6-0	239	Fr.	Prattville, AL	86	DaVonte Lambert	DL	6-2	293	Jr.	Keysville, GA
36	Michael Sherwood	DB	5-8	170	RFr.	Fairburn, GA	87	Gray King	WR	5-10	171	RFr.	Atlanta, GA
37	Kamryn Melton	DB	5-10	182	So.	Dothan, AL	89	Jaylon Denson	WR	6-3	218	Jr.	Hoover, AL
37	Hunter Wood	TE	6-3	245	Fr.	Spanish Fort, AL	90	Gabe Wright	DL	6-3	284	Sr.	Columbus, GA
38	Daniel Carlson	K	6-4	216	RFr.	Colorado Springs, CO	91	Jarrold Fuqua	K/P	6-3	173	Fr.	Williamson, GA
39	Alex Kvikly	K	6-1	191	Jr.	Marietta, GA	92	Justin Thornton	DL	6-5	225	Fr.	Prichard, AL
39	Tray Matthews	DB	6-1	192	So.	Newnan, GA	93	Ja'Brian Niles	DL	6-2	300	Jr.	Mobile, AL
40	Gage Batten	FB	6-0	242	So.	Palm Beach Gardens, FL	94	Devaroe Lawrence	DL	6-2	284	So.	Greenville, SC
40	Daniel Pond	LB	6-1	207	Jr.	Spanish Fort, AL	95	Dontavius Russell	DL	6-3	285	Fr.	Carrollton, GA
41	Kalvaraz Bessent	DB	5-11	165	Fr.	St. Mary's, GA	96	Aaron Garrison	DL	6-2	260	RFr.	Ozark, AL
42	Gimel President	DL	6-4	259	So.	Mt. Pleasant, SC	97	Elijah Daniel	DL	6-2	263	So.	Indianapolis, IN
42	Keenan Sweeney	FB	6-1	225	Fr.	Snellville, GA	98	Angelo Blackson	DL	6-4	306	Sr.	Bear, DE
43	Anthony Swain	LB	6-2	249	Jr.	Gadsden, AL	99	Brian Walsh	DL	6-3	315	Jr.	Winter Springs, FL



2014 AUBURN FOOTBALL ALPHABETICAL ROSTER

No.	Name	Pos.	Ht.	Wt.	Yr.	Hometown	No.	Name	Pos.	Ht.	Wt.	Yr.	Hometown
1	Montravius Adams	DL	6-4	306	So.	Vienna, GA	64	Duncan McKinney	K	5-11	182	Jr.	Florence, AL
74	Will Adams	OL	6-7	296	So.	Tyrone, GA	8	Cassanova McKinzy	LB	6-3	249	Jr.	Birmingham, AL
21	Mackenro Alexander	DB	5-11	203	So.	Immokalee, FL	37	Kamryn Melton	DB	5-10	182	So.	Dothan, AL
49	Niko Anthony	DB	6-1	203	Sr.	Lithia, FL	51	Patrick Miller	OL	6-7	289	Jr.	Palm Beach, FL
44	Cameron Artis-Payne	RB	5-11	210	Sr.	Harrisburg, PA	6	Jonathon Mincy	DB	5-10	196	Sr.	Decatur, GA
25	Peyton Barber	RB	5-11	225	RFr.	Alpharetta, GA	31	Jakell Mitchell	HB	6-3	218	Fr.	Opelika, AL
40	Gage Batten	FB	6-0	242	So.	Palm Beach Gardens, FL	16	JaViere Mitchell	LB	6-2	210	So.	Leeds, AL
41	Kalvaraz Bessent	DB	5-11	165	Fr.	St. Mary's, GA	75	Deon Mix	OL	6-4	298	RFr.	Batesville, MS
98	Angelo Blackson	DL	6-4	306	Sr.	Bear, DE	24	Derrick Moncrief	DB	6-2	218	Jr.	Prattville, AL
68	Kyle Bolstad	OL	6-4	280	So.	Brentwood, TN	93	JaBrian Niles	DL	6-2	300	Jr.	Mobile, AL
11	Markell Boston	DB	6-0	191	Fr.	Sharpsburg, GA	10	LaDarius Owens	DL	6-2	259	Sr.	Bessemer, AL
50	Ben Bradley	DL	6-1	303	Sr.	Norcross, GA	36	Kamryn Pettway	RB	6-0	239	Fr.	Prattville, AL
4	Quan Bray	WR	5-10	195	Sr.	LaGrange, GA	40	Daniel Pond	LB	6-1	207	Jr.	Spanish Fort, AL
84	Myron Burton	WR	6-2	200	Fr.	Lawrenceville, GA	69	Ike Powell	LS	6-3	264	Fr.	Tifton, GA
85	Wirth Campbell	WR	6-3	215	Jr.	Nashville, TN	42	Gimel President	DL	6-4	259	So.	Mt. Pleasant, SC
38	Daniel Carlson	K	6-4	216	RFr.	Colorado Springs, CO	82	Melvin Ray	WR	6-3	207	Jr.	Tallahassee, FL
83	Michael Clifton	LB	6-3	250	So.	Evans, GA	25	Trovon Reed	DB	6-0	190	Sr.	Thibodaux, LA
18	Sammie Coates	WR	6-2	201	Jr.	Leroy, AL	27	Logan Rice	P	6-0	197	Fr.	Rome, GA
72	Shon Coleman	OL	6-6	310	So.	Memphis, TN	14	Stephen Roberts	DB	5-11	180	Fr.	Opelika, AL
52	Xavier Dampier	OL	6-2	296	Jr.	Mendenhall, MS	19	Nick Ruffin	DB	6-0	174	Fr.	Duluth, GA
97	Elijah Daniel	DL	6-2	263	So.	Indianapolis, IN	95	Dontavius Russell	DL	6-3	285	Fr.	Carrollton, GA
53	Devonte Danzey	OL	6-4	296	Jr.	Tampa, FL	36	Michael Sherwood	DB	5-8	170	RFr.	Fairburn, GA
57	Deshaun Davis	LB	5-11	230	Fr.	Mobile, AL	85	Matthew Shiel	P	5-11	195	Fr.	Doncaster, Australia
80	Marcus Davis	WR	5-9	180	So.	Boynton Beach, FL	58	Josh Shockley	LB	5-10	215	Fr.	McDonough, GA
28	T.J. Davis	DB	6-1	196	So.	Tallahassee, FL	48	Kyle Sitzler	TE	6-1	235	Fr.	Vestavia Hills, AL
89	Jaylon Denson	WR	6-3	218	Jr.	Hoover, AL	62	Chad Slade	OL	6-5	315	Sr.	Moody, AL
76	Jordan Diamond	OL	6-6	318	So.	Chicago, IL	71	Braden Smith	OL	6-6	299	Fr.	Olathe, KS
50	Reese Dismukes	OL	6-3	295	Sr.	Spanish Fort, AL	43	Spencer Smith	TE	6-6	240	So.	Birmingham, AL
17	Ben Durand	QB	6-3	210	Jr.	Tyngsborough, MA	8	Tony Stevens	WR	6-4	198	So.	Orlando, FL
33	Kenny Flowers	LB	6-1	230	Jr.	Lilburn, GA	29	Tyler Stovall	P	6-1	207	RFr.	Hokes Bluff, AL
23	Johnathan Ford	DB	6-0	199	So.	Big Cove, AL	61	Michael Sulka	LS	6-3	240	So.	Bluffton, SC
17	Kris Frost	LB	6-2	234	Jr.	Matthews, NC	43	Anthony Swain	LB	6-2	249	Jr.	Gadsden, AL
11	Brandon Fulse	TE	6-4	258	Sr.	Fort Meade, FL	42	Keenan Sweeney	FB	6-1	225	Fr.	Snellville, GA
91	Jarrold Fuqua	K/P	6-3	173	Fr.	Williamson, GA	27	Robenson Therezie	DB	5-9	212	Sr.	Miami, FL
26	Justin Garrett	LB	6-1	224	Jr.	Stone Mountain, GA	9	Roc Thomas	RB	5-10	193	Fr.	Oxford, AL
96	Aaron Garrison	DL	6-2	260	RFr.	Ozark, AL	78	Joshua Thompson	OL	6-2	317	RFr.	Dothan, AL
73	Austin Golson	OL	6-5	310	So.	Prattville, AL	92	Justin Thornton	DL	6-5	225	Fr.	Pritchard, AL
20	Corey Grant	RB	5-11	205	Sr.	Opelika, AL	47	Lawyer Tillman	RB	6-0	200	Jr.	Lacey, WA
60	Greg Hall	DL	6-3	235	So.	Athens, GA	47	Cameron Toney	LB	6-1	243	RFr.	Huntsville, AL
22	Khari Harding	DB	6-0	224	So.	Edmond, OK	33	B.J. Trimble	WR	5-10	174	Jr.	Peachtree City, GA
45	Keymiya Harrell	DL	6-4	262	Jr.	Selma, AL	10	Stanton Truitt	WR	5-9	175	Fr.	Atlanta, GA
48	Forrest Hill	LS	6-1	248	Sr.	Jonesboro, GA	16	Tucker Tuberville	QB	6-0	190	So.	Auburn, AL
15	Joshua Holsey	DB	5-11	192	Jr.	Fairburn, GA	35	Joe Turner	DB	6-0	165	Jr.	Sacramento, CA
32	Jimmy Hutchinson	P	6-2	198	RFr.	Marietta, GA	81	C.J. Uzomah	TE	6-5	264	Sr.	Suwanee, GA
6	Jeremy Johnson	QB	6-5	230	So.	Montgomery, AL	13	Mack VanGorder	DB	6-1	201	Jr.	Gainesville, GA
3	Jonathan Jones	DB	5-10	182	Jr.	Carrollton, GA	58	Zach Wade	LS	5-9	199	Fr.	Bremen, GA
59	Raashed Kennion	DL	6-6	225	Fr.	Jacksonville, FL	83	Dominic Walker	WR	6-1	217	RFr.	Orlando, FL
29	Brandon King	DB	6-2	213	Sr.	Alabaster, AL	12	Jonathan Wallace	QB	6-2	207	Jr.	Phenix City, AL
87	Gray King	WR	5-10	171	RFr.	Atlanta, GA	99	Brian Walsh	DL	6-3	315	Jr.	Winter Springs, FL
65	Hunter Knight	OL	6-2	275	Fr.	Dothan, AL	54	Jeffrey Whitaker	DL	6-4	322	Sr.	Macon, GA
63	Alex Kozan	OL	6-4	300	So.	Castle Rock, CO	31	Mark White	WR	5-10	175	So.	Pike Road, AL
39	Alex Kviklys	K	6-1	191	Jr.	Marietta, GA	13	Sean White	QB	6-0	200	Fr.	Boca Raton, FL
86	DaVonte Lambert	DL	6-2	293	Jr.	Keysville, GA	9	Jermaine Whitehead	DB	5-11	193	Sr.	Greenwood, MS
94	Devaroe Lawrence	DL	6-2	284	So.	Greenville, SC	45	Andrew Williams	RB	5-9	201	Jr.	Sunflower, AL
55	Carl Lawson	DL	6-2	261	So.	Alpharetta, GA	79	Andrew Williams	DL	6-4	251	Fr.	McDonough, GA
46	Chris Laye	TE	6-4	236	Fr.	Cumming, GA	1	D'haquille Williams	WR	6-2	216	Jr.	LaPlace, LA
70	Robert Leff	OL	6-6	286	So.	Fairhope, AL	30	Tre' Williams	LB	6-2	225	Fr.	Mobile, AL
30	Damian Lewis	RB	5-9	201	So.	Wetumpka, AL	37	Hunter Wood	TE	6-3	245	Fr.	Spanish Fort, AL
5	Ricardo Louis	WR	6-2	212	Jr.	Miami, FL	90	Gabe Wright	DL	6-3	284	Sr.	Columbus, GA
14	Nick Marshall	QB	6-1	210	Sr.	Pineview, GA	56	Avery Young	OL	6-6	315	So.	Palm Beach Gardens, FL
39	Tray Matthews	DB	6-1	192	So.	Newnan, GA	49	Patrick Young	FB	6-2	230	Jr.	Trussville, AL



DEPTH CHART

OFFENSE

- LT 72 SHON COLEMAN (6-6, 310, So.)**
71 Braden Smith (6-6, 299, Fr.)
- LG 62 CHAD SLADE (6-5, 315, Sr.)**
53 Devonte Danzey (6-4, 296, Jr.)
- C 50 REESE DISMUKES (6-3, 295, Sr.)**
52 Xavier Dampeer (6-2, 296, Jr.)
- RG 56 AVERY YOUNG (6-6, 315, So.)**
74 Will Adams (6-7, 296, So.)
- RT 51 PATRICK MILLER (6-7, 289, Jr.)**
70 Robert Leff (6-6, 286, So.)
- QB 14 NICK MARSHALL (6-1, 210, Sr.)**
6 Jeremy Johnson (6-5, 230, So.)
- TB 44 C. ARTIS-PAYNE (5-11, 210, Sr.) --OR--**
20 COREY GRANT (5-11, 205, Sr.)
- TE/ 81 C.J. UZOMAH (6-5, 264, Sr.) --OR--**
- HB 11 BRANDON FULSE (6-4, 258, Sr.)**
- WR 1 D'HAQUILLE WILLIAMS (6-2, 216, Jr.)**
82 Melvin Ray (6-3, 207, Jr.)
- WR 18 SAMMIE COATES (6-2, 201, Jr.)**
8 Tony Stevens (6-4, 198, So.)
- WR 5 RICARDO LOUIS (6-2, 212, Jr.) --OR--**
4 QUAN BRAY (5-10, 195, Sr.)
- WR 80 MARCUS DAVIS (5-9, 180, So.)**
10 Stanton Truitt (5-9, 175, Fr.)

- PK 38 DANIEL CARLSON (6-4, 216, R-Fr.)**
39 Alex Kviklys (6-1, 191, Jr.)
- P 38 DANIEL CARLSON (6-4, 216, R-Fr.)**
85 Matthew Shiel (5-11, 195, Fr.)
- H 29 TYLER STOVALL (6-1, 207, R-Fr.)**
12 Jonathan Wallace (6-2, 207, Jr.)
- LS 48 FORREST HILL (6-1, 248, Sr.)**
69 Ike Powell (6-3, 264, Fr.)

DEFENSE

- DE 86 DAVONTE LAMBERT (6-2, 293, Jr.)**
97 Elijah Daniel (6-2, 263, So.)
- DT 1 MONTRAVIUS ADAMS (6-4, 306, So.)**
98 Angelo Blackson (6-4, 306, Sr.)
- DT 50 BEN BRADLEY (6-1, 303, Sr.)**
90 Gabe Wright (6-3, 284, Sr.)
- DE 10 LADARIUS OWENS (6-2, 259, Sr.)**
42 Gimel President (6-4, 259, So.)
- Star 27 ROB. THEREZIE (5-9, 212, Sr.) --OR--**
26 JUSTIN GARRETT (6-1, 224, Jr.)
- MLB 8 CASSANOVA MCKINZY (6-3, 249, Jr.)**
43 Anthony Swain (6-2, 249, Jr.)
- WLB 17 KRIS FROST (6-2, 234, Jr.)**
30 Tre' Williams (6-2, 225, Fr.)
- CB 3 JONATHAN JONES (5-10, 182, Jr.)**
25 Trovon Reed (6-0, 190, Sr.)
- FS 15 JOSHUA HOLSEY (5-11, 192, Jr.)**
14 Stephen Roberts (5-11, 180, Fr.)
- BS 23 JOHNATHAN FORD (6-0, 199, So.)**
24 Derrick Moncrief (6-2, 218, Jr.)
- BC 6 JONATHON MINCY (5-10, 196, Sr.)**
28 T.J. Davis (6-1, 196, So.)

- PR 4 QUAN BRAY (5-10, 195, Sr.)**
80 Marcus Davis (5-9, 180, So.)
- KR 20 COREY GRANT (5-11, 205, Sr.)**
9 ROC THOMAS (5-10, 193, Fr.)
5 Ricardo Louis (6-2, 212, Jr.)
23 Johnathan Ford (6-0, 199, So.)

PARTICIPATION LEADERS

Top Career Games Played

- 1. Angelo Blackson..... 43
- Chad Slade..... 43
- Jonathon Mincy..... 43
- Gabe Wright..... 43
- 5. Quan Bray..... 42
- 6. Jermaine Whitehead..... 41
- Robenson Therezie..... 41
- Trovon Reed..... 41
- Reese Dismukes..... 41
- 10. Jeffrey Whitaker..... 40
- Brandon Fulse..... 40
- 12. C.J. Uzomah..... 38
- 13. LaDarius Owens..... 36
- 14. Jaylon Denson..... 32
- 15. Forrest Hill..... 30
- 16. Sammie Coates..... 29
- Ricardo Louis..... 29
- Kris Frost..... 29
- 19. Anthony Swain..... 27
- 20. Melvin Ray..... 26
- 21. Corey Grant..... 25
- Cassanova McKinzy..... 25
- 23. Jonathon Jones..... 24
- 24. Patrick Miller..... 23

Top Career Games Started

- 1. Reese Dismukes..... 41
- 2. Chad Slade..... 39
- 3. Jonathon Mincy..... 32
- 4. Jermaine Whitehead..... 29
- 5. Gabe Wright..... 22
- 6. Jeffrey Whitaker..... 21
- 7. Cassanova McKinzy..... 20
- 8. Patrick Miller..... 18
- 9. Brandon Fulse..... 17
- Robenson Therezie..... 17
- 12. Nick Marshall..... 16
- Avery Young..... 16
- Angelo Blackson..... 16
- 14. Sammie Coates..... 15
- LaDarius Owens..... 15
- 16. Alex Kozan..... 14
- Joshua Holsey..... 14
- 18. Quan Bray..... 10
- 19. C.J. Uzomah..... 9
- Ricardo Louis..... 9

PRONUNCIATION GUIDE

No.	Name	Pronunciation
21	MACKENRO Alexander	MACK-ken-roe
41	NIKO Anthony	NEE-ko
52	XAVIER DAMPEER	Zavier DAM-peer
50	Reese DISMUKES	dism-yooks
22	KHARI Harding	CAR-ree
45	KEYMIYA Harrell	Ka-my-ah
59	RAASHED Kennion	Rah-sheed
63	Alex KOZAN	KOH-zan
39	Alex KVIKLYS	kuh-vick-lis
94	DEVAROE Lawrence	DEV-ah-row
47	Chris LAYE	lay

No.	Name	Pronunciation
31	JAKELL Mitchell	JOCK-ell
18	JAVIERE Mitchell	Jahv-vee-air
93	JABRIAN Niles	Ja-Brian
42	GIMEL President	Gih-mell
25	TROVON Reed	trah-von
85	Matthew SHIEL	sheel
71	BRADEN Smith	BRAY-den
27	Robenson THEREZIE	Tha-ree-zee
16	Tucker TUBERVILLE	TUBB-ur-vil
81	C.J. UZOMAH	You-zah-mah
3	DOMINIC Walker	dom-enn-NEEK
1	D'haquille Williams	Dah-keel



AUBURN - LSU SERIES RESULTS (LSU leads, 27-20-1)

Table with columns: YEAR, SCORE, SITE, DATE. Lists game results from 1901 to 1981.

Table with columns: YEAR, SCORE, SITE, DATE. Lists game results from 1988 to 2013.

at Auburn: AU leads, 10-7
at Baton Rouge: LSU leads, 16-5-1
at Neutral Sites: AU leads, 5-4
at Mobile, AL: AU leads, 2-0
at Birmingham, AL: AU leads, 3-2
at Montgomery, AL: LSU leads, 2-0

GAME-BY-GAME STATISTICS Last 20 Meetings

Large table with columns: Date, Site, Result, Attend, Rank (AU, LSU), AU (FD, No, YdsTD), LSU (FD, No, YdsTD), Rushing (C, A, I, YdsTD), Passing (C, A, I, YdsTD), Tot Off (No, Yds), Tot Off (No, Yds).

SEC Champions:

1957, 1983, 1987, 1988, 1989, 2004, 2010, 2013

SEC West Champions:

1997, 2000, 2001, 2002, 2004, 2005, 2010, 2013

2014 AUBURN FOOTBALL GAME NOTES



Sept. 5, 2009 • ESPNU • Jordan-Hare Stadium (81,143) • Auburn, Ala.

LSU	AUBURN	21
	# 6 LSU	35

LAST MEETING WITH LSU

In the first loss of the Gus Malzahn era, LSU's Jeremy Hill rushed for a career-high 184 yards and three touchdowns as No. 6 LSU defeated Auburn 35-21 on a rainy Saturday night in Tiger Stadium.

Playing in inclement conditions throughout the night, both teams were forced into a ground game with Auburn (3-1, 1-1 SEC) totaling 213 rushing yards to LSU's 228. Auburn out-rushed LSU 140-74 after halftime.

Tre Mason led the way on the ground for Auburn with 132 yards on 26 carries and two touchdowns. He was the third different 100-yard rusher for Auburn in 2013 joining teammates Corey Grant and Cameron Artis-Payne.

The performance was his first 100-yard game since Alabama A&M in 2011 and the fourth of his career. It was his first 100-yard rushing game against an SEC opponent in his career.

Auburn opened the second half with an interception by safety Jermaine Whitehead of LSU quarterback Zach Mettenberger. The pick was the first of the season by Whitehead and his first since 2011.

The Tigers followed up the interception with a two-yard touchdown run by Mason. Mason later added another two-yard touchdown late in the fourth quarter to post his fourth career game with two rushing touchdowns.

The score capped a 10-play, 94-yard drive that included a 52-yard throw from Nick Marshall to Sammie Coates – the longest play surrendered by the LSU defense in 2013. Marshall completed 17-of-33 passes for 224 yards with two interceptions. He also rushed for 46 yards on 14 carries.

Artis-Payne added a 12-yard touchdown late in the fourth quarter. He finished with 41 yards on seven carries.

Coates finished with a career-best 139 yards on four receptions to become Auburn's first 100-yard receiver of the season. Ricardo Louis had a career-high five catches.

SCORING SUMMARY

Auburn.....	0	14	7	—	21
LSU.....	14	7	7	—	35

LSU - Hill 49-yd run (Delahoussaye kick), 11:16, 1st
 LSU - Hill 10-yd run (Delahoussaye kick), 9:56, 1st
 LSU - Copeland 1-yd run (Delahoussaye kick), 12:34, 2nd
 AU - Mason 2-yd run (Parkey kick), 12:39, 3rd
 LSU - Hill 6-yd run (Delahoussaye kick), 10:08, 3rd
 AU - Mason 2-yd run (Parkey kick), 3:00, 3rd
 LSU - Landy 32-yd pass from Mettenberger (Delahoussaye kick), 14:52, 4th
 AU - Artis-Payne 12-yd run (Parkey kick), 6:33, 4th

TEAM STATISTICS

	AU	LSU
First Downs	21	16
Rushes-Yards	52-213	44-228
Passing Yards	224	229
Comp-Att-Int	17-33-2	14-22-1
Total Plays-Yards	85-437	66-457
Punts-Avg.	6-43.5	6-38.2
Fumbles/Lost	3/1	2/1
Penalties-Yards	5-44	10-85
3rd Down Conv.	6-of-17	5-of-13
Time of Possession	30:49	29:11

INDIVIDUAL STATISTICS

RUSHING: (AU) - Mason 26-132 (2 TD); Marshall 14-46; Artis-Payne 7-41 (TD); Grant 2-9; Louis 1-2; (LSU) - Hill 25-191 (3 TD); Blue 4-24; Hilliard 4-12; Magee 3-9; Copeland 1-1 (TD).

PASSING: (AU) - Marshall 17-33-2-224; (LSU) - Mettenberger 14-22-1-229 (TD).

RECEIVING: (AU) - Louis 5-24; Coates 4-139; Stevens 2-21; Davis 2-21; Mason 2-13; Bray 1-6; Reed 1-0. (LSU) - Landry 7-118 (TD); Beckham 5-59; Dickson 1-45; Copeland 1-7.

Mettenberger finished the game 14-of-22 for 229 yards with one touchdown and one interception. Jarvis Landry had seven receptions for 118 yards to lead LSU.

Cassanova McKinzy led Auburn with eight tackles, 1.5 sacks and 2.5 tackles for loss. Robenson Therezie also totaled eight tackles.

CAREER STATS VS. LSU

PASSING

Player	C-A-I	TD	Yds.	Yds/Gm
Nick Marshall	17-33-2	0	224	224.0

RUSHING

Player	No.	Yds.	Avg/Carry	TD
Nick Marshall	14	46	3.3	0
Cameron Artis-Payne	7	41	5.9	1
Jonathan Wallace	3	15	5.0	0
Corey Grant	2	9	4.5	0
Quan Bray	1	8	8.0	0
Ricardo Louis	1	2	2.0	0

RECEIVING

Player	No.	Yds.	Avg/Catch	TD
Quan Bray	5	38	7.6	0
Ricardo Louis	5	24	4.8	0
Sammie Coates	4	139	34.8	0
Trovon Reed	3	26	8.7	0
Marcus Davis	2	21	10.5	0
Tony Stevens	2	21	10.5	0

PUNT RETURNS

Player	No.	Yds.	Avg/Return	TD
Quan Bray	8	7	0.9	0

KICK RETURNS

Player	No.	Yds.	Avg/Return	TD
Robenson Therezie	3	54	18.0	0

DEFENSIVE

Player	UA	A	Total	Misc.
Robenson Therezie	5	7	12	---
Jermaine Whitehead	5	5	10	1 INT
Jonathon Mincy	9	1	10	1 PBU
Cassanova McKinzy	4	4	8	1.5 sack, 2.5 TFL
Kris Frost	1	5	6	0.5 TFL
Gabe Wright	0	5	5	1.0 TFL
Jeffrey Whitaker	2	2	4	1 FR
Justin Garrett	1	3	4	---
Joshua Holsey	1	2	3	---
Ben Bradley	1	2	3	---
Montravius Adams	1	2	3	---
Brandon King	1	2	3	---
Angelo Blackson	0	3	3	1 FR
Carl Lawson	0	2	2	0.5 TFL
Elijah Daniel	0	2	2	---
LaDarius Owens	0	2	2	---
T.J. Davis	1	0	1	---
Sammie Coates	1	0	1	---
Mackeno Alexander	0	1	1	0.5 TFL
Forrest Hill	0	1	1	---
Robert Leff	0	1	1	---

PUNTING

Player	No.	Yds.	Avg/Punt	Long
None				

KICKING

Player	PAT	FGA-FGM	Long FG	Total Points
None				



2014 AUBURN FOOTBALL GAME NOTES

Perfect Seasons:
1900, 1904, 1913, 1957, 1993, 2004, 2010
National Champions:
1957, 2010

ALABAMA [4-0, 1-0 SEC]

Aug. 30	vs. West Virginia (Atlanta) [ABC]	W, 33-23
Sept. 6	FLORIDA ATLANTIC [SECN]	W, 41-0
Sept. 13	SOUTHERN MISS [ESPN2]	W, 52-12
Sept. 20	FLORIDA [CBS]	W, 42-21
Oct. 4	at Ole Miss [CBS]	2:30 p.m.
Oct. 11	at Arkansas	TBA
Oct. 18	TEXAS A&M	TBA
Oct. 25	at Tennessee	TBA
Nov. 8	at LSU	TBA
Nov. 15	MISSISSIPPI STATE	TBA
Nov. 22	WESTERN CAROLINA	TBA
Nov. 29	AUBURN	TBA

ARKANSAS [3-2, 0-2 SEC]

Aug. 30	at Auburn [SECN]	L, 45-21
Sept. 6	NICHOLLS STATE [SECN]	W, 73-7
Sept. 13	at Texas Tech [ABC]	W, 49-28
Sept. 20	NORTHERN ILLINOIS [ESPNU]	W, 52-14
Sept. 27	at Texas A&M	L, 35-28 OT
Oct. 11	ALABAMA	TBA
Oct. 18	GEORGIA (LR)	TBA
Oct. 25	UAB	TBA
Nov. 1	at Mississippi State	TBA
Nov. 15	LSU	TBA
Nov. 22	OLE MISS	TBA
Nov. 28	at Missouri [CBS]	1:30 p.m.

GEORGIA [3-1, 1-1 SEC]

Aug. 30	CLEMSON [ESPN]	W, 45-21
Sept. 13	at South Carolina [CBS]	L, 38-35
Sept. 20	TROY [SECN]	W, 66-0
Sept. 27	TENNESSEE [ESPN]	W, 35-32
Oct. 4	VANDERBILT [SECN]	3 p.m.
Oct. 11	at Missouri	TBA
Oct. 18	at Arkansas (LR)	TBA
Nov. 1	vs. Florida (Jax) [CBS]	2:30 p.m.
Nov. 8	at Kentucky	TBA
Nov. 15	AUBURN	TBA
Nov. 22	CHARLESTON SOUTHERN	TBA
Nov. 30	GEORGIA TECH	TBA

KANSAS STATE [3-1, 1-0 B12]

Aug. 30	STEPHEN F. AUSTIN [PPV]	W, 55-16
Sept. 6	at Iowa State [FS1]	W, 32-28
Sept. 18	AUBURN [ESPN]	L, 20-14
Sept. 27	UTEP [FSN]	W, 58-28
Oct. 4	TEXAS TECH [ESPNU]	TBA
Oct. 18	at Oklahoma	TBA
Oct. 25	TEXAS	TBA
Nov. 1	OKLAHOMA STATE	TBA
Nov. 8	at TCU	TBA
Nov. 20	at West Virginia [FS1]	6 p.m.
Nov. 29	KANSAS	TBA
Dec. 6	at Baylor	TBA

LSU [4-1, 0-1 SEC]

Aug. 30	vs. Wisconsin (Houston) [ESPN]	W, 28-24
Sept. 6	SAM HOUSTON STATE [SECN]	W, 56-0
Sept. 13	ULM [ESPNU]	W, 31-0
Sept. 20	MISSISSIPPI STATE [ESPN]	L, 34-29
Sept. 27	NEW MEXICO STATE [SECN]	W, 63-7
Oct. 4	at Auburn [ESPN]	6 p.m.
Oct. 11	at Florida	TBA
Oct. 18	KENTUCKY	TBA
Oct. 25	OLE MISS	TBA
Nov. 8	ALABAMA	TBA
Nov. 15	at Arkansas	TBA
Nov. 27	at Texas A&M [ESPN]	6:30 p.m.

LOUISIANA TECH [2-3, 1-0 CUSA]

Aug. 30	at Oklahoma [PPV]	L, 48-16
Sept. 6	at Louisiana-Lafayette	W, 48-20
Sept. 11	at North Texas [CBSSN]	W, 42-21
Sept. 20	NORTHWESTERN STATE	L, 30-27
Sept. 27	at Auburn [SECN]	L, 45-17
Oct. 4	UTEP [FCS]	6 p.m.
Oct. 18	UTSA [FSN]	TBA
Oct. 25	at Southern Miss [ASN]	2:30 p.m.
Nov. 1	WESTERN KENTUCKY [FSN]	TBA
Nov. 8	at UAB [ASN]	11 a.m.
Nov. 22	at Old Dominion [FCS]	Noon
Nov. 29	RICE [CBSSN]	11 a.m.

MISSISSIPPI STATE [4-0, 1-0 SEC]

Aug. 30	SOUTHERN MISS [SECN]	W, 49-0
Sept. 6	UAB [FSN]	W, 47-34
Sept. 13	at South Alabama [ESPNNews]	W, 35-3
Sept. 20	at LSU [ESPN]	W, 34-29
Oct. 4	TEXAS A&M [ESPN]	11 a.m.
Oct. 11	AUBURN	TBA
Oct. 25	at Kentucky	TBA
Nov. 1	ARKANSAS	TBA
Nov. 8	TENNESSEE-MARTIN	TBA
Nov. 15	at Alabama	TBA
Nov. 22	VANDERBILT	TBA
Nov. 29	at Ole Miss	TBA

OLE MISS [4-0, 1-0 SEC]

Aug. 28	vs. Boise State (Atlanta) [ESPN]	W, 35-13
Sept. 6	at Vanderbilt [ESPN]	W, 41-3
Sept. 13	LOUISIANA-LAFAYETTE [SECN]	W, 56-15
Sept. 27	MEMPHIS [FSN]	W, 24-3
Oct. 4	ALABAMA [CBS]	2:30 p.m.
Oct. 11	at Texas A&M	TBA
Oct. 18	TENNESSEE	TBA
Oct. 25	at LSU	TBA
Nov. 1	AUBURN	TBA
Nov. 8	PRESBYTERIAN	TBA
Nov. 22	at Arkansas	TBA
Nov. 29	MISSISSIPPI STATE	6:30 p.m.

SAMFORD [2-1, 1-1 SOCON]

Aug. 30	at TCU	L, 48-14
Sept. 11	STILLMAN	W, 52-0
Sept. 20	VMI	W, 63-21
Sept. 27	at Chattanooga	L, 38-24
Oct. 4	MERCER	2 p.m.
Oct. 18	WOFFORD	2 p.m.
Oct. 25	at Furman	12:30 p.m.
Nov. 1	CONCORDIA	2 p.m.
Nov. 8	WESTERN CAROLINA	2 p.m.
Nov. 15	at The Citadel	Noon
Nov. 22	at Auburn	TBA

SAN JOSÉ STATE [1-3, 0-1 MWC]

Aug. 28	NORTH DAKOTA	W, 42-10
Sept. 6	at Auburn [ESPN2]	L, 59-13
Sept. 20	at Minnesota	L, 24-7
Sept. 27	NEVADA [CBSSN]	L, 21-10
Oct. 4	UNLV	TBA
Oct. 18	at Wyoming	TBA
Oct. 25	at Navy [CBSSN]	Noon
Nov. 1	COLORADO STATE [CBSSN]	6 p.m.
Nov. 8	at Fresno State [CBSSN]	9:30 p.m.
Nov. 15	HAWAII	3:30 p.m.
Nov. 21	at Utah State [ESPN2]	8:30 p.m.
Nov. 29	at San Diego State [CBSSN]	2:30 p.m.

SOUTH CAROLINA [3-2, 1-2 SEC]

Aug. 28	TEXAS A&M [SECN]	L, 52-28
Sept. 6	EAST CAROLINA [ESPN2]	W, 33-23
Sept. 13	GEORGIA [CBS]	W, 38-35
Sept. 20	at Vanderbilt [SECN]	W, 48-34
Sept. 27	MISSOURI [ESPN]	L, 21-20
Oct. 4	at Kentucky [SECN]	6:30 p.m.
Oct. 18	FURMAN	TBA
Oct. 25	at Auburn	TBA
Nov. 1	TENNESSEE	TBA
Nov. 15	at Florida	TBA
Nov. 22	SOUTH ALABAMA	TBA
Nov. 29	at Clemson	TBA

TEXAS A&M [5-0, 2-0 SEC]

Aug. 28	at South Carolina [SECN]	W, 52-28
Sept. 6	LAMAR [SECN]	W, 73-3
Sept. 13	RICE [ESPN2]	W, 38-10
Sept. 20	at SMU [ESPN2]	W, 58-6
Sept. 27	vs. Arkansas (Dallas) [CBS]	W, 35-28 OT
Oct. 4	at Mississippi State [ESPN]	11 a.m.
Oct. 11	OLE MISS	TBA
Oct. 18	at Alabama	TBA
Nov. 1	ULM	TBA
Nov. 8	at Auburn	TBA
Nov. 15	MISSOURI	TBA
Nov. 27	LSU [ESPN]	6:30 p.m.

Associated Press Poll (Sept. 28)

Rk.	School	Record	Points
1.	Florida State (27)	4-0	1416
2.	Oregon (13)	4-0	1405
3.	Alabama (13)	4-0	1387
4.	Oklahoma (7)	4-0	1357
5.	AUBURN	4-0	1272
6.	Texas A&M	5-0	1206
7.	Baylor	4-0	1149
8.	UCLA	4-0	975
9.	Notre Dame	4-0	972
10.	Michigan State	3-1	944
11.	Ole Miss	4-0	906
12.	Mississippi State	4-0	848
13.	Georgia	3-1	788
14.	Stanford	3-1	643
15.	LSU	4-1	636
16.	Southern Cal	3-1	560
17.	Wisconsin	3-1	502
18.	BYU	4-0	450
19.	Nebraska	5-0	445
20.	Ohio State	3-1	298
21.	Oklahoma State	3-1	246
22.	East Carolina	3-1	237
23.	Kansas State	3-1	216
24.	Missouri	4-1	145
25.	TCU	3-0	109

Others Receiving Votes: Arizona State 97, South Carolina 61, Clemson 52, Arizona 43, Marshall 40, Georgia Tech 37, West Virginia 24, Arkansas 18, Maryland 5, Louisville 4, North Dakota State 3, Washington 2, North Carolina State 1, Virginia 1

USA Today Coaches Poll (Sept. 28)

Rk.	School	Record	Points
1.	Alabama (15)	4-0	1477
2.	Florida State (26)	4-0	1468
3.	Oklahoma (14)	4-0	1442
4.	Oregon (7)	4-0	1407
5.	AUBURN	4-0	1312
6.	Baylor	4-0	1191
7.	Texas A&M	5-0	1172
8.	Notre Dame	4-0	1072
9.	UCLA	4-0	1007
10.	Michigan State	3-1	975
11.	Ole Miss	4-0	907
12.	Georgia	3-1	824
13.	Stanford	3-1	735
14.	Mississippi State	4-0	708
15.	LSU	4-1	587
16.	Wisconsin	3-1	571
17.	Nebraska	5-0	559
18.	Ohio State	3-1	474
19.	BYU	4-0	473
20.	Southern Cal	3-1	392
21.	East Carolina	3-1	255
22.	Kansas State	3-1	253
23.	Oklahoma State	3-1	216
24.	Arizona State	3-1	148
25.	TCU	3-0	86

Others Receiving Votes: Missouri 83; South Carolina 82; Clemson 81; Arizona 59; Marshall 49; Georgia Tech 39; Washington 10; Louisville 8; Duke 7; North Carolina 7; Arkansas 5; Iowa 3; Minnesota 3; Cincinnati 1; Texas 1; West Virginia 1

Bold denotes 2014 opponents

SEC Champions:

1957, 1983, 1987, 1988, 1989, 2004, 2010, 2013

SEC West Champions:

1997, 2000, 2001, 2002, 2004, 2005, 2010, 2013

2014 AUBURN FOOTBALL GAME NOTES



Aug. 30, 2014 • SECN • Jordan-Hare Stadium (87,451) • Auburn, Ala.

ARKANSAS	21
#5 AUBURN	45

GAME 1

The team that led the nation in rushing last season just sent a frightening message to defensive coordinators everywhere.

Auburn can pass, too.

Jeremy Johnson passed for 243 yards in the first half, Duke Williams had nine catches for 154 yards in his Auburn debut and Nick Marshall directed an offense that still produced a 177-yard rusher in Cameron Artis-Payne as the Tigers overcame Arkansas and an 88-minute lighting delay in a 45-21 victory in Jordan-Hare Stadium.

When the season-opener was done, Auburn had 595 yards, averaging 8.5 yards per snap. The Tigers ran for 302 yards and passed for 293 more.

Auburn had to break away from a 21-21 halftime score to begin its defense of its Southeastern Conference championship in fine form. But when Auburn had taken control, had taken a 38-21 lead, the game was delayed by the lighting delay with almost 10 minutes remaining.

It didn't affect Auburn one bit.

Johnson was the starter, subbing in that role while Marshall was being punished for an off-season traffic stop and citation, and was sharp throwing down field, especially to Williams, the junior college transfer. Marshall didn't appear until the start of second half, and quickly led Auburn down the field and scored on an 18-yard run for a 28-21 lead.

It was a change-of-pace game, for sure. Auburn, the nation's top rushing team last year, relied on the pass in the first half with Johnson at quarterback. Then the Tigers found balance in the second half with tried-and-true Marshall and Artis-Payne gobbling up yards.

And his principal receiver, the one Duke Williams?

Williams went there, making seven of his catches for 138 yards in the first half from Johnson. He finished with the 12th best receiving day in Auburn history.

Malzahn said he wasn't sure how long he'd play Johnson, but, after Auburn scored on its first three possessions, he stuck with his sophomore.

Auburn's defense helped build the cushion when Jermaine Whitehead intercepted a duck of a pass and went 32 yards for the score and a 35-21 lead with 2:39 left in the third quarter.

Auburn made it 17-0 in the second half, and 38-21 overall, when Daniel Carlson hit his first college field goal, a 45-yarder with 9:55 left.

Corey Grant made it 24-0 in the second half on a 3-yard run with 3:15 remaining.

SCORING SUMMARY

Arkansas.....	7	14	0	0	—	21
Auburn.....	14	7	14	10	—	45

- AU - Ray 49 yd pass from Johnson (Carlson kick), 1st, 9:37
- AR - Henry 14 yd pass from Allen (Henson kick), 1st, 6:44
- AU - Artis-Payne 1 yd run (Carlson kick), 1st, 4:01
- AU - Williams 18 yd pass from Johnson (Carlson kick), 2nd, 13:20
- AR - Derby 17 yd pass from Allen (Henson kick), 2nd, 11:06
- AR - Williams 6 yd run (Henson kick), 2nd, 4:28
- AU - Marshall 19 yd run (Carlson kick), 3rd, 10:42
- AU - Whitehead 33 yd int. return (Carlson kick), 3rd, 2:39
- AU - Carlson 45 yd field goal, 4th, 9:55
- AU - Grant 3 yd run (Carlson kick), 4th, 3:15

TEAM STATISTICS

	ARK	AU
First Downs	20	27
Rushes-Yards	29-153	48-302
Passing Yards	175	293
Comp-Att-Int	18-31-1	16-22-0
Total Plays-Yards	60-223	70-595
Punts-Avg.	7-43.0	3-53.3
Fumbles/Lost	2/0	2/1
Penalties-Yards	5-50	6-61
3rd Down Conv.	2-of-10	9-of-14
Time of Possession	27:17	32:43

INDIVIDUAL STATISTICS

- RUSHING:** (ARK) - Collins 10-68, Marshall 8-45, Williams 7-34 (TD); (AU) - Artis-Payne 26-177 (TD), Grant 10-87 (TD), Marshall 8-19 (TD).
- PASSING:** (ARK) - Allen 18-31-1-175 (2 TD); (AU) - Johnson 12-16-0-243 (2 TD), Marshall 4-6-0-50.
- RECEIVING:** (ARK) - Wilson 4-55, Derby 4-40 (TD), Hollister 2-20, Henry 1-14 (TD); (AU) - Williams 9-154 (TD), Ray 2-77 (TD), Uzomah 1-26.

Johnson, playing the whole way in the first half, hit 12-of-16 passes for 243 and those two touchdown passes in the first two quarters. That was a change of strategy from last year's game in Fayetteville, where Auburn threw it nine times, total, the whole game.

The Tigers scored first, on a 49-yard pass from Johnson to Melvin Ray. Then Arkansas' Brandon Allen threw a 14-yard TD pass to Hunter Henry, and the race was on.

Artis-Payne scored on a 1-yard run for Auburn and Johnson threw an 18-yard TD pass to Williams for a 21-7 lead.

But Allen threw a 17-yard TD pass to AJ Allen and Jonathan Williams scored on a 6-yard run to tie the game at 21 with 4:28 left in the first half.

Sept. 6, 2014 • ESPN2 • Jordan-Hare Stadium (87,451) • Auburn, Ala.

SAN JOSÉ STATE	13
#5 AUBURN	59

GAME 2

There were the points, sure. But offensive-minded coach Gus Malzahn liked most everything else, too.

Defense? Check. Special teams? Check. Quarterback and running back play? Check and check.

Auburn ran past San Jose State 59-13 before a sellout crowd of 87,451 in Jordan-Hare Stadium behind a mix of big plays and consistency.

Cameron Artis-Payne rushed for more than 100 yards for the second straight game while running for three touchdowns.

Auburn scored seven touchdowns, including a 55-yard punt return by veteran Quan Bray, and a 3-yard touchdown run by freshman Roc Thomas on his first-ever Auburn carry.

Auburn's defense was solid again, thanks in part to interceptions by Jermaine Whitehead, Rudy Ford and Trovon Reed; and Auburn's offense used three quarterbacks again and mixed in some running backs again.

Nick Marshall started at quarterback and played the first three quarters. When he left, Auburn was up 45-13.

Marshall scored on a 27-yard touchdown run. He threw a 4-yard touchdown pass. There were the feel-good stories of two long-time Tigers.

Bray masterfully returned a punt 55 yards for a touchdown. Reed, the receiver-turned-defensive back, intercepted a pass in the end zone to turn back a late San Jose State opportunity.

Defensive end Montravius Adams didn't intercept a pass. But he had a sack and, overall, three tackles for a loss, and the fans cheered every one.

Artis-Payne rushed for 177 yards and a touchdown in the win over Arkansas, then went for 112 yards and three touchdowns against San Jose State. He did most of that work in the first half, when it mattered, when he rushed for 106 yards.

Marshall was second in rushing, like he was last year, by running for 103 yards. Corey Grant rushed for 89 yards. Marshall averaged 9.4 yards a run, Grant averaged 8.9 yards a run. Artis-Payne averaged 7.

Everybody seemed to get into the act in the first half on the way to Auburn's 38-10 lead. Artis-Payne scored three touchdowns in the first two quarters. Bray made his spectacular 55-yard punt return for a touchdown, sidestepping tacklers and outracing everyone to the end zone. Duke Williams, who caught nine passes in the opener, caught four more, all in the first half.

SCORING SUMMARY

SJSU.....	7	3	3	0	—	13
Auburn.....	14	24	7	14	—	59

- AU - Louis 4 yd pass from Marshall (Carlson kick), 1st, 8:15
- SJ - Ervin 75 yd pass from Jurich (Lopez kick), 1st, 8:03
- AU - Artis-Payne 2 yd run (Carlson kick), 1st, 5:31
- AU - Artis-Payne 5 yd run (Carlson kick), 2nd, 12:04
- AU - Bray 55 yd punt return (Carlson kick), 2nd, 10:02
- AU - Artis-Payne 1 yd run (Carlson kick), 2nd, 7:29
- SJ - Lopez 27 yd field goal, 2nd, 2:38
- AU - Carlson 27 yd field goal, 2nd, 00:00
- SJ - Lopez 24 yd field goal, 3rd, 2:52
- AU - Marshall 27 yd run (Carlson kick), 3rd, 1:18
- AU - Johnson 1 yd run (Carlson kick), 4th, 11:56
- AU - Thomas 3 yd run (Carlson kick), 4th, 10:47

TEAM STATISTICS

	SJSU	AU
First Downs	20	26
Rushes-Yards	45-65	50-358
Passing Yards	254	135
Comp-Att-Int	19-32-3	13-23-0
Total Plays-Yards	77-319	73-493
Punts-Avg.	4-29.0	2-40.0
Fumbles/Lost	2/0	2/2
Penalties-Yards	7-76	5-45
3rd Down Conv.	7-of-19	10-of-14
Time of Possession	34:49	25:11

INDIVIDUAL STATISTICS

- RUSHING:** (SJ) - Hifo 15-36, Monroe 9-23, Jurich 13-20; (AU) - Artis-Payne 16-112 (3 TD), Marshall 11-103 (TD), Grant 10-89, Thomas 9-51.
- PASSING:** (SJ) - Jurich 16-27-2-218 (TD); (AU) - Marshall 10-19-0-101 (TD), Johnson 3-4-0-34.
- RECEIVING:** (SJ) - Winston 5-50, Ervin 4-76 (TD), Carr 2-30, Crawley 2-16; (AU) - Williams 4-60, Ray 2-30, Bray 2-15, Louis 2-10 (TD).

Marshall played the first three quarters, reversing the role he played with backup quarterback Jeremy Johnson in the first game. Like the opener, Jonathan Wallace finished up at quarterback.

Whitehead intercepted a pass, his second of the season, to set up one TD. Ford intercepted a pass to set up a 27-yard Daniel Carlson field goal on the last play of the half.

Auburn scored on one drive by doing nothing but running the ball. It scored other times by mixing it up.

Marshall threw a touchdown pass, a 4-yarder to Ricardo Louis.

The stats didn't lie. Auburn had 321 yards at the half. They coasted from there, finishing with 493.



2014 AUBURN FOOTBALL GAME NOTES

Perfect Seasons:
1900, 1904, 1913, 1957, 1993, 2004, 2010
National Champions:
1957, 2010

Sept. 18, 2014 • ESPN • Bill Snyder Family Stadium (53,046) • Manhattan, Kan.

#5	AUBURN	20
#20	KANSAS STATE	14

GAME 3

In a game in which yards and points were a premium, Auburn's defense gave the Tigers room to breathe. The Tigers beat Kansas State 20-14 Thursday night in a Top 25 battle then didn't go to script, unless you played on defense. Auburn played a lot of defense.

No. 5 Auburn led 20-7 until No. 20 Kansas State scored late. Too late. Auburn's offense played keep-away the final 3:49, thanks, in part to a gutsy third-and-9 pass with 2:06 remaining. Thirty-nine yards later, Auburn happily was able to run out the clock.

Auburn led 10-7 at the half, and at the end of the third quarter, too. The Tigers didn't find any of that breathing room until early in the fourth quarter when quarterback Nick Marshall threw a 9-yard touchdown pass to Duke Williams for a 17-7 lead. The Tigers made it 20-7 until K-State's late TD.

Malzahn's call to throw it to Williams on that third-and-9 play prevented it.

Kansas State could only watch the clock tick away after that. Marshall had pulled out another game, overcoming a few dropped passes and a running game that had trouble in the first half.

All the while, Auburn's defense was turning in a solid performance. K-State had only 40 yards rushing and turned away the Wildcats in three of five trips in the red zone.

Auburn's offense converted on 8-of-11 third-down plays in the second half.

The game that promised offense was all about defense most of the way. A scoreless third quarter said so.

Marshall's touchdown pass to Williams made it 17-7 lead with 14:10 remaining. Daniel Carlson kicked a 25-yard field goal with 6:28 left to make it 20-7. But K-State's cut the lead to 20-14 on Charles Jones' 1-yard TD run with 3:49 left.

The Wildcats never saw the ball again. The Marshall-to-Williams' touchdown pass was pretty. Before then, both offenses struggled to score because of the defenses, dropped passes and three missed field goals by Kansas State.

Much of the pregame hype was about Auburn's Marshall and Kansas State's Jake Waters. But the two dual-threat quarterbacks were upstaged by the two defenses for much of the game.

Malzahn wanted his hurry-up offense to hurry up in the first half, but, even trying to make it happen by wind-milling his arms encouraging a better pace. But, for the most part, the Tigers couldn't snap it quickly.

Kansas State's defense had Marshall seemingly changing plays as the play clock ticked under 10, then 8, then 5 seconds time after time.

Auburn's first three drives produced only 38 yards and an un-Auburn-like two first downs. Marshall was intercepted, and a couple of receivers missed the ball. But he came through when it mattered.

After a Carlson 34-yard field goal made it 3-0 Auburn, Marcus Robinson's 3-yard TD run gave K-State a lead. But Marshall found Ricardo Louis, who made a nice catch, then made nicer moves dodging defenders on a 40-yard touchdown pass to give Auburn its 10-7 with 1:34 left in the first half.

SCORING SUMMARY						
Auburn.....	3	7	0	10	—	20
Kansas St.....	0	7	0	7	—	13

AU - Carlson 34 yd field goal, 11:14, 1st			
KSU - Robinson 3 yd run, 4:56, 2nd			
AU - Louis 40 yd pass from Marshall, 1:34, 2nd			
AU - Williams 9 yd pass from Marshall, 14:10, 4th			
AU - Carlson 25 yd field goal, 6:28, 4th			
AU - Jones 1 yd run, 3:49, 4th			

TEAM STATISTICS	AU	KSU
First Downs	22	20
Rushes-Yards	45-128	30-40
Passing Yards	231	245
Comp-Att-Int	17-31-1	24-40-2
Total Plays-Yards	76-359	70-285
Punts-Avg.	5-38.4	3-45.3
Fumbles/Lost	1/0	2/1
Penalties-Yards	6-46	0-0
3rd Down Conv.	10-of-18	8-of-14
Time of Possession	31:00	29:00

INDIVIDUAL STATISTICS	
RUSHING: (AU) - Artis-Payne 22-63; Marshall 10-46; Grant 6-27; (KSU) - D. Robinson 8-25 (TD), C. Jones 11-22 (TD), Waters 11-(-7).	
PASSING: (AU) - Marshall 17-31-1-231 (2 TD), (KSU) - Waters 24-40-2-245.	
RECEIVING: (AU) - D. Williams 8-110 (TD), Louis 3-55 (TD), Artis-Payne 2-31, Coates 2-24, M. Davis 1-7, Bray 1-4. (KSU) - Sexton 11-121, Lockett 6-45, Trujillo 2-27.	

Sept. 27, 2014 • SECN • Jordan-Hare Stadium (87,451) • Auburn, Ala.

	LOUISIANA TECH	17
#5	AUBURN	45

GAME 4

Bring on all those SEC Top 25 teams, Auburn said Saturday, but the Tigers couldn't say it before being tested by a non-conference homecoming opponent in Jordan-Hare Stadium that, finally, couldn't stop Quan Bray.

The Tigers beat Louisiana Tech 45-17 to send everybody home happy, though the Bulldogs put up a fight until Auburn quarterback Nick Marshall turned in a highlight-reel scramble that ended with a 44-yard touchdown pass to Bray for a 31-10 advantage with 14:24 left in the game, and then by Bray putting the game away with a 76-yard punt return for a touchdown a minute later.

Bray finished with three catches for 91 yards, and, with his two punt returns, accounted for 189 all-purpose yards.

Next up for Auburn is nationally-ranked LSU at 6 p.m. next Saturday in Jordan-Hare.

Auburn improved to 4-0 and will take a 1-0 SEC record into the LSU game. Louisiana Tech fell to 2-3.

Bray scored on that 44-yard touchdown catch and a 37-yard TD catch before returning the punt for the score, his second return for a touchdown this season for a 38-10 lead early in the fourth quarter.

Jeremy Johnson sealed the win six minutes later when he threw a 15-yard touchdown pass to C.J. Uzomah.

The Tigers did most of their good work in a condensed time: Scoring two touchdowns in a minute and two seconds late in the first half for a 24-3 lead. The Marshall-to-Bray touchdown pass early in the fourth followed by Bray's punt return put the game on an easier street.

Auburn's defense ruled the first quarter, and the second quarter.

The Tigers' offense caught up with their defensive brothers just before half-time with two scores that turned a sluggish 10-0 advantage into a 24-0 lead.

Marshall did that, closing fast and finishing the first half rushing for 94 yards on 11 carries and hitting 6-of-9 pass for 98 yards and two touchdowns. He finished with 105 rushing yards and hit 10-of-17 passes for 166 yards and three touchdowns.

Louisiana Tech finally scored on the last play of the half to make it 24-3, then once in the third quarter and again in the fourth.

That didn't much, not after defensive end Montravius Adams set up two of Auburn's first-half touchdowns. The first came when he caught a pass that was deflected from Kris Frost. Adams rumbled to the Louisiana Tech 5. Cameron Artis-Payne scored on the next play. Adams recovered a fumble to set up another score.

SCORING SUMMARY						
LA Tech.....	0	3	7	—	17	
Auburn.....	7	17	0	21	—	45

AU - Artis-Payne 5 yd run (Carlson kick), 1st, 8:28			
AU - Carlson 25 yd field goal, 2nd, 11:49			
AU - Williams 18 yd pass from Marshall (Carlson kick), 2nd, 1:36			
AU - Bray 37 yd pass from Marshall (Carlson kick), 2nd, 0:34			
LT - Barnes 25 yd field goal, 2nd 0:00			
LT - Dixon 1 yd run (Barnes kick), 3rd, 6:54			
AU - Bray 44 yd pass from Marshall (Carlson kick), 4th, 14:24			
AU - Bray 76 yd punt return (Carlson kick), 4th, 13:21			
LT - Dixon 9 yd run (Barnes kick), 4th, 10:27			
AU - Uzomah 15 yd pass from Johnson (Carlson kick), 4th, 7:53			

TEAM STATISTICS	LT	AU
First Downs	14	23
Rushes-Yards	33-105	48-254
Passing Yards	216	219
Comp-Att-Int	20-35-1	14-22-0
Total Plays-Yards	68-321	70-473
Punts-Avg.	9-42.2	5-36.2
Fumbles/Lost	3/1	0/0
Penalties-Yards	5-40	5-51
3rd Down Conv.	5-of-18	6-of-14
Time of Possession	31:43	28:17

INDIVIDUAL STATISTICS	
RUSHING: (LT) - Craft 9-41, Dixon 14-29 (2 TD), Martin 2-16, Henderson 3-15; (AU) Artis-Payne 22-116 (TD), Marshall 13-105, Barber 3-24, Grant 8-13.	
PASSING: (LT) - Sokol 20-35-1-216; (AU) - Marshall 10-17-0-166 (3 TD), Johnson 4-5-0-53 (TD).	
RECEIVING: (LT) - Taylor 8-80, Dixon 4-21, Lee 3-24, Turner 2-41, Gaston 1-36, Griffin 1-11, Sokol 1-3; (AU) - Bray 3-91 (2 TD), Louis 3-26, Williams 2-33 (TD), Coates 2-19, Uzomah 1-15 (TD), Truitt 1-12, Artis-Payne 1-12, Thomas 1-11.	

Auburn finally broke loose late in the second half with a nice Marshall-led drive, and a little good fortune, when a pass was deflected at the line of scrimmage, but landed in Duke Williams' hands 18 yards away for a 17-0 lead. Adams recovered a Louisiana Tech fumble in short order, and Marshall threw a picture-perfect 37-yard touchdown pass to Bray down the left sideline for a 24-0 lead with 34 seconds left in the first half. Jonathan Barnes kicked a 25-yard field goal on the last play of the half to make it 24-3. LA Tech cut it to 24-10 midway through the third quarter when Kenneth Dixon scored on a 1-yard run. Auburn didn't score in the third quarter, but closed with 21 points in the fourth when Bray scored on a catch and punt return and Uzomah scored on the pass from Johnson.

SEC Champions:

1957, 1983, 1987, 1988, 1989, 2004, 2010, 2013

SEC West Champions:

1997, 2000, 2001, 2002, 2004, 2005, 2010, 2013

2014 AUBURN FOOTBALL GAME NOTES



2014 STATISTICS

RECORD.....OVERALL	HOME	AWAY	NEUTRAL
ALL GAMES.....4-0-0	3-0-0	1-0-0	0-0-0
CONFERENCE.....1-0-0	1-0-0	0-0-0	0-0-0
NON-CONFERENCE.....3-0-0	2-0-0	1-0-0	0-0-0

DATE.....OPPONENT	W/L	SCORE	ATTEND
8/30/2014.....ARKANSAS	W	45-21	87451(c)
9/6/2014.....SAN JOSE' STATE	W	59-13	87451(c)
9/18/2014.....at Kansas State (#20)	W	20-14	53046(c)
9/27/2014.....LOUISIANA TECH	W	45-17	87451(c)
10/4/2014.....LSU (#15)			
10/11/2014.....at Mississippi State			
10/25/2014.....SOUTH CAROLINA			
11/1/2014.....at Ole Miss			
11/8/2014.....TEXAS A&M			
11/15/2014.....at Georgia			
11/22/2014.....SAMFORD			
11/29/2014.....at Alabama			

RUSHING..... GP	Att	Gain	Loss	Net	Avg	TD	Long	Avg/G
Cameron Artis-Payne... 4	86	474	6	468	5.4	5	37	117.0
Nick Marshall..... 4	42	309	36	273	6.5	2	49	68.2
Corey Grant 4	34	229	13	216	6.4	1	24	54.0
Roc Thomas..... 3	10	51	1	50	5.0	1	13	16.7
Peyton Barber 3	8	45	0	45	5.6	0	14	15.0
Quan Bray 4	1	0	0	0	0.0	0	0	0.0
Total.....4	191	1112	70	1042	5.5	10	49	260.5
Opponents.....4	137	507	144	363	2.6	5	36	90.8

PASSING..... G	Effic	Cmp-Att-Int	Pct	Yds	TD	Lng	Avg/G
Nick Marshall..... 4	143.61	41-73-1	56.2	548	6	44	137.0
Jeremy Johnson..... 4	226.48	19-25-0	76.0	330	3	62	82.5
Total..... 4	164.75	60-98-1	61.2	878	9	62	219.5
Opponents..... 4	109.90	81-138-7	58.7	890	3	75	222.5

RECEIVING..... G	No.	Yds	Avg	TD	Long	Avg/G
D'haquille Williams 4	23	357	15.5	3	62	89.2
Ricardo Louis..... 4	9	94	10.4	2	40	23.5
Quan Bray 4	6	110	18.3	2	44	27.5
Cameron Artis-Payne..... 4	5	64	12.8	0	16	16.0
Sammie Coates 3	5	56	11.2	0	13	18.7
Melvin Ray 4	4	107	26.8	1	49	26.8
C.J. Uzomah 4	2	41	20.5	1	26	10.2
Marcus Davis 4	2	14	7.0	0	7	3.5
Corey Grant 4	2	12	6.0	0	6	3.0
Stanton Truitt..... 2	1	12	12.0	0	12	6.0
Roc Thomas..... 3	1	11	11.0	0	11	3.7
Total..... 4	60	878	14.6	9	62	219.5
Opponents..... 4	81	890	11.0	3	75	222.5

TEAM STATISTICS..... AU	OPP
SCORING.....169	65
Points Per Game.....42.2	16.2
Points Off Turnovers.....126	0
FIRST DOWNS.....98	74
Rushing.....54	26
Passing.....41	39
Penalty.....3	9
RUSHING YARDAGE.....1042	363
Yards gained rushing.....1112	507
Yards lost rushing.....70	144
Rushing Attempts.....191	137
Average Per Rush.....5.5	2.6
Average Per Game.....260.5	90.8
TDs Rushing.....10	5
PASSING YARDAGE.....878	890

TEAM STATISTICS..... AU	OPP
Comp-Att-Int.....60-98-1	81-138-7
Average Per Pass.....9.0	6.4
Average Per Catch.....14.6	11.0
Average Per Game.....219.5	222.5
TDs Passing.....9	3
TOTAL OFFENSE.....1920	1253
Total Plays.....289	275
Average Per Play.....6.6	4.6
Average Per Game.....480.0	313.2
KICK RETURNS: #-Yards.....7-150	12-293
PUNT RETURNS: #-Yards.....7-215	5-82
INT RETURNS: #-Yards.....7-97	1-1
KICK RETURN AVERAGE.....21.4	24.4
PUNT RETURN AVERAGE.....30.7	16.4
INT RETURN AVERAGE.....13.9	1.0
FUMBLES-LOST.....5-3	9-2
PENALTIES-Yards.....22-203	17-156
Average Per Game.....50.8	39.0
PUNTS-Yards.....15-613	23-933
Average Per Punt.....40.9	40.6
Net punt average.....35.4	31.2
KICKOFFS-Yards.....30-1894	14-843
Average Per Kick.....63.1	60.2
Net kick average.....39.2	38.8
TIME OF POSSESSION/Game.....29:18	30:42
3RD-DOWN Conversions.....35/60	22/61
3rd-Down Pct.....58%	36%
4TH-DOWN Conversions.....1/2	3/5
4th-Down Pct.....50%	60%
SACKS BY-Yards.....9-63	2-19
MISC YARDS.....0	0
TOUCHDOWNS SCORED.....22	8
FIELD GOALS-ATTEMPTS.....5-7	3-8
ON-SIDE KICKS.....0-0	0-0
RED-ZONE SCORES.....(18-18) 100%	(10-15) 67%
RED-ZONE TOUCHDOWNS.....(14-18) 78%	(7-15) 47%
PAT-ATTEMPTS.....(22-22) 100%	(8-8) 100%
ATTENDANCE.....262353	53046
Games/Avg Per Game.....3/87451	1/53046
Neutral Site Games.....0/0	

SCORE BY QUARTERS.....1st	2nd	3rd	4th	OT	Total
Auburn.....38	55	21	55	--	169
Opponents.....14	27	10	14	--	65

PUNT RETURNS..... No.	Yds	Avg	TD	Long
Quan Bray 5	184	36.8	2	76
Marcus Davis 2	31	15.5	0	19
Total..... 7	215	30.7	2	76
Opponents..... 5	82	16.4	0	30

INTERCEPTIONS..... No.	Yds	Avg	TD	Long
Trovon Reed..... 2	6	3.0	0	6
Jermaine Whitehead..... 2	52	26.0	1	33
Johnathan Ford..... 1	3	3.0	0	3
Jonathan Jones..... 1	0	0.0	0	0
Montravius Adams..... 1	36	36.0	0	36
Total..... 7	97	13.9	1	36
Opponents..... 1	1	1.0	0	1



2014 AUBURN FOOTBALL GAME NOTES

Perfect Seasons:
1900, 1904, 1913, 1957, 1993, 2004, 2010
National Champions:
1957, 2010

2014 STATISTICS

KICK RETURNS.....	No.	Yds	Avg	TD	Long
Corey Grant	3	84	28.0	0	32
Ricardo Louis.....	3	64	21.3	0	40
Anthony Swain	1	2	2.0	0	2
Total.....	7	150	21.4	0	40
Opponents.....	12	293	24.4	0	37

FUMBLE RETURNS.....	No.	Yds	Avg	TD	Long
Total.....	0	0	0.0	0	0
Opponents.....	0	0	0.0	0	0

FIELD GOAL RETURNS	No.	Yds	Avg	TD	Long
Total.....	0	0	0.0	0	--
Opponents.....	0	0	0	0	--

SCORING.....	TD	PATs							Points
		FGs	Kick	Rush	Rcv	Pass	DXP	Saf	
Daniel Carlson.....	0	5-7	22-22	0-0	0	0-0	0	0	37
Cameron Artis-Payne.....	5	0-0	0-0	0-0	0	0-0	0	0	30
Quan Bray	4	0-0	0-0	0-0	0	0-0	0	0	24
D'haquille Williams	3	0-0	0-0	0-0	0	0-0	0	0	18
Nick Marshall.....	2	0-0	0-0	0-0	0	0-0	0	0	12
Ricardo Louis.....	2	0-0	0-0	0-0	0	0-0	0	0	12
C.J. Uzomah	1	0-0	0-0	0-0	0	0-0	0	0	6
Jeremy Johnson.....	1	0-0	0-0	0-0	0	0-0	0	0	6
Melvin Ray	1	0-0	0-0	0-0	0	0-0	0	0	6
Corey Grant	1	0-0	0-0	0-0	0	0-0	0	0	6
Jermaine Whitehead	1	0-0	0-0	0-0	0	0-0	0	0	6
Roc Thomas.....	1	0-0	0-0	0-0	0	0-0	0	0	6
Total.....	22	5-7	22-22	0-0	0	0-0	0	0	169
Opponents.....	8	3-8	8-8	0-0	0	0-0	0	0	65

TOTAL OFFENSE.....	G	Plays	Rush	Pass	Total	Avg/G
Nick Marshall.....	4	115	273	548	821	205.2
Cameron Artis-Payne.....	4	86	468	0	468	117.0
Jeremy Johnson.....	4	28	-2	330	328	82.0
Corey Grant	4	34	216	0	216	54.0
Roc Thomas.....	3	10	50	0	50	16.7
Peyton Barber	3	8	45	0	45	15.0
Ricardo Louis.....	4	4	-3	0	-3	-0.8
TEAM	4	3	-5	0	-5	-2.5
Total.....	4	289	1042	878	1920	480.0
Opponents.....	4	275	363	890	1253	313.2

FIELD GOALS	FGM-FGA	Pct	01-19	20-29	30-39	40-49	50-99	Lg	Blk
Daniel Carlson	5-7	71.4	0-0	3-3	1-1	1-3	0-0	45	0

FG SEQUENCE	Auburn	OPPONENTS
Arkansas	42,(45)	--
San Jose State	(27)	(27),29,(24)
Kansas State	(34),(25)	41,42,22
Louisiana Tech	41,(25)	37,(25)

Numbers in (parentheses) indicate field goal was made.

PUNTING	No.	Yds	Avg	Long	TB	FC	I20	50+	Blkd
Daniel Carlson.....	13	551	42.4	62	0	4	2	0	
Matthew Shiel	2	62	31.0	35	0	0	2	0	
Total.....	15	613	40.9	62	0	4	4	0	
Opponents.....	23	933	40.6	56	0	4	9	0	

KICKOFFS	No.	Yds	Avg	TB	OB	Retn	Net	YdLn
Daniel Carlson	25	1604	64.2	17	1			
Alex Kviklykys	5	290	58.0	0	0			
Total.....	30	1894	63.1	17	1	293	39.2	25
Opponents.....	14	843	60.2	6	1	150	38.8	26

ALL PURPOSE.....	G	Rush	Rec	PR	KOR	IR	Tot	Avg/G
Cameron Artis-Payne.....	4	468	64	0	0	0	532	133.0
D'haquille Williams.....	4	0	357	0	0	0	357	89.2
Corey Grant	4	216	12	0	84	0	312	78.0
Quan Bray	4	0	110	184	0	0	294	73.5
Nick Marshall.....	4	273	0	0	0	0	273	68.2
Ricardo Louis.....	4	-3	94	0	64	0	155	38.8
Melvin Ray	4	0	107	0	0	0	107	26.8
Roc Thomas.....	3	50	11	0	0	0	61	20.3
Sammie Coates	3	0	56	0	0	0	56	18.7
Jermaine Whitehead	2	0	0	0	0	52	52	26.0
Peyton Barber	3	45	0	0	0	0	45	15.0
Marcus Davis	4	0	14	31	0	0	45	11.2
C.J. Uzomah	4	0	41	0	0	0	41	10.2
Montravius Adams.....	4	0	0	0	0	36	36	9.0
Stanton Truitt.....	2	0	12	0	0	0	12	6.0
Trovon Reed.....	4	0	0	0	0	6	6	1.5
Johnathan Ford.....	4	0	0	0	0	3	3	0.8
Anthony Swain	4	0	0	0	2	0	2	0.5
Jeremy Johnson.....	4	-2	0	0	0	0	-2	-0.5
TEAM	4	-5	0	0	0	0	-5	-2.5
Total.....	4	1042	878	215	150	97	2382	595.5
Opponents.....	4	363	890	82	293	1	1629	407.2

SEC Champions:
1957, 1983, 1987, 1988, 1989, 2004, 2010, 2013
SEC West Champions:
1997, 2000, 2001, 2002, 2004, 2005, 2010, 2013

2014 AUBURN FOOTBALL GAME NOTES



2014 DEFENSIVE STATISTICS

DEFENSIVE LEADERS.....GP	-----Tackles-----			TFL/Yds	-Sacks-	-----Pass Def-----			---Fumbles---		Blkd Kick	Saf
	Solo	Ast	Total			Int-Yds	BrUp	QBH	Rcv-Yds	FF		
8 Cassanova McKinzy.....4	19	10	29	3.0-14	1.0-7	1	.	.
6 Jonathon Mincy.....4	24	3	27	2.0-16	1.0-13	.	2
23 Johnathan Ford.....4	19	7	26	1.0-4	.	1-3	1
15 Joshua Holsey.....4	17	1	18	.	.	.	1	1
1 Montravius Adams.....4	11	2	13	5.0-20	1.0-9	1-36	.	2	1-0	.	.	.
17 Kris Frost.....4	10	2	12	2.0-12	2.0-12	.	.	4	.	1	.	.
9 Jermaine Whitehead.....2	10	2	12	1.0-4	.	2-52
3 Jonathan Jones.....4	7	3	10	.	.	1-0	2	.	.	1	.	.
42 Gimel President.....3	6	4	10	1.5-5
27 Robenson Therezie.....4	6	3	9	2.5-8	0.5-3	.	1	3	1-0	1	.	.
30 Tre' Williams.....4	5	4	9	1
90 Gabe Wright.....4	4	4	8	2.0-8	1.0-7	.	.	4
50 Ben Bradley.....4	5	3	8	1.5-2	.	.	.	1
26 Justin Garrett.....4	6	1	7	0.5-1	.	.	1	3
86 DaVonte Lambert.....4	2	4	6	3.0-12	2.5-12	.	1	.	.	1	.	.
25 Trovon Reed.....4	3	2	5	.	.	2-6	2
98 Angelo Blackson.....4	3	2	5	2
43 Anthony Swain.....4	2	3	5	1.5-7	.	.	.	1
19 Nick Ruffin.....4	3	2	5	.	.	.	1
24 Derrick Moncrief.....4	2	2	4
10 LaDarius Owens.....4	.	4	4	0.5-1	.	.	1	1
54 Jeffrey Whitaker.....4	2	1	3
16 JaViere Mitchell.....4	1	2	3	1
33 Kenny Flowers.....4	3	.	3	1.0-17	1	.	.
47 Cameron Toney.....1	.	2	2
13 Mack VanGorder.....4	1	1	2
22 Khari Harding.....2	.	2	2
97 Elijah Daniel.....4	2	.	2	4
29 Brandon King.....4	1	1	2
14 Stephen Roberts.....3	2	.	2	1	.	.
59 Raashed Kennion.....2	.	1	1	1
28 T.J. Davis.....4	1	.	1
18 Sammie Coates.....3	1	.	1
Total.....4	178	78	256	28-131	9-63	7-97	12	29	2-0	7	.	.
Opponents.....4	179	102	281	21.0-65	2-19	1-1	16	15	3-0	5	.	.

SPECIAL TEAMS TACKLES

SPECIAL TEAMS	-----Tackles-----			SPECIAL TEAMS	-----Tackles-----		
	Solo	Ast	Total		Solo	Ast	Total
6 Jonathon Mincy.....3	0	0	3	33 Kenny Flowers.....1	0	0	1
3 Jonathan Jones.....2	1	1	3	15 Joshua Holsey.....1	0	0	1
13 Mack VanGorder.....1	1	1	2	27 Robenson Therezie.....1	0	0	1
30 Tre' Williams.....1	1	1	2	23 Johnathan Ford.....1	0	0	1
29 Brandon King.....1	1	1	2	18 Sammie Coates.....1	0	0	1
8 Cassanova McKinzy.....1	0	0	1				
16 JaViere Mitchell.....1	0	0	1				



2014 SCORING DRIVES

Table with columns: Plays, Yards, TOP Qtr, Scoring Play. Row 1: 8 75 3:50 1 Melvin Ray 49-yard pass from Jeremy Johnson. Total: 49 473 23:17 (6 scoring drives).

Table with columns: Plays, Yards, TOP Qtr, Scoring Play. Row 1: 11 67 3:29 1 Ricardo Louis 4-yard pass from Nick Marshall. Total: 53 376 15:01 (8 scoring drives).

Table with columns: Plays, Yards, TOP Qtr, Scoring Play. Row 1: 4 4 1:53 1 Daniel Carlson 34-yard field goal. Total: 40 198 16:37 (4 scoring drives).

Table with columns: Plays, Yards, TOP Qtr, Scoring Play. Row 1: 1 5 :07 1 Cameron Artis-Payne 5-yard run. Total: 40 327 14:04 (6 scoring drives).

Average Scoring Drive: Plays: 7.6 • Yards: 57.3 • Time: 2:52

MISCELLANEOUS STATISTICS

Average Time of Possession (by Quarter)

Table with columns: Quarter (1, 2, 3, 4), Total. Row 1: AUBURN.....7:05 6:40 6:07 9:25 29:17.

Third Down Conversions (by Quarter)

Table with columns: Quarter (1, 2, 3, 4), Total. Row 1: AUBURN.....6-13 9-17 9-14 11-16 35-60.

Third Down Conversions (by Yardage)

Table with columns: Yards to go (1-3, 4-6, 7-9, 10+), Total. Row 1: AUBURN.....15-19 10-16 7-12 3-13 35-60.

Red Zone

AU Scores/Times in Red Zone: 18/18 (1.000) AU TDs/Times in Red Zone: 14/18 (.778) Scores (18): 14 TD, 4 FG Non-Scores (0): 0 FGA, 0 INT, 0 Fumble, 0 Downs, 0 Half

Turnovers

Takeaways — 9, Giveaways — 4 Difference — +5 Points Off TOs — AU 37, Opp. 0 Points Off TOs/Game — AU 9.3, Opp. 0.0

Kickoffs

Kickoffs — 30 for 1894 yards (63.1 avg.) Carlson — 25 KO, 17 TB, 1 OB; Kviklyks — 5 KO, 0 TB, 0 OB Touchbacks — 17 Out of Bounds — 1 On-side kicks — 0-for-0 Opp. Returns — 12 for 293 yards (24.4)

SEC Champions:
 1957, 1983, 1987, 1988, 1989, 2004, 2010, 2013
SEC West Champions:
 1997, 2000, 2001, 2002, 2004, 2005, 2010, 2013

2014 AUBURN FOOTBALL GAME NOTES



2014 GAME-BY-GAME TEAM STATISTICS

Game	Score	First Downs		Rushing	Passing			Total Off.	Punts	Fum.	Penalties	3rd	Time of
		Tot	Ru-Pa-Pe	No-Yds-TD	C-A-I	Yds	TD	Pl-Yds	No-Avg	F-L	No-Yds	Downs	Poss
Arkansas	21	20	9-9-2	29-153-1	18-31-1	175	2	60-328	7-43.0	2-0	5-50	2-10	27:17
at Auburn (#6)	45	27	15-11-1	48-302-3	16-22-0	293	2	70-595	3-53.3	2-1	6-61	9-14	32:43
San Jose' State	59	20	8-10-2	45-65-0	19-32-3	254	1	77-319	4-29.0	2-0	7-66	7-19	34:49
at Auburn (#5)	13	26	18-6-2	50-358-6	13-23-0	135	1	73-493	2-40.0	2-2	5-45	10-14	25:11
Auburn (#5)	20	22	7-15-0	45-128-0	17-31-1	231	2	76-359	5-38.4	1-0	6-46	10-18	31:00
at Kansas State (#20)	14	20	4-13-3	30-40-2	24-40-2	245	0	70-285	3-45.3	2-1	0-0	8-14	29:00
Louisiana Tech	17	14	5-7-2	33-105-2	20-35-1	216	0	68-321	9-42.2	3-1	5-40	5-18	31:43
at Auburn (#5)	45	23	14-9-0	48-254-1	14-22-0	219	4	70-473	5-36.2	0-0	5-51	6-14	28:17
LSU (#15)													
at Auburn (#5)													
Auburn													
at Mississippi State													
South Carolina													
at Auburn													
Auburn													
at Ole Miss													
Texas A&M													
at Auburn													
Auburn													
at Georgia													
Samford													
at Auburn													
Auburn													
at Alabama													

STARTING LINEUPS

OFFENSE	QB	RB	HB/RB/WR/TE	WR	WR	WR/RB/TE	LT	LG	C	RG	RT
ARKANSAS	Johnson	Artis-Payne	Fulse (HB)	D. Williams	Coates	Louis (WR)	Coleman	Slade	Dismukes	Young	Miller
SAN JOSE' STATE	Marshall	Artis-Payne	Fulse (HB)	D. Williams	Ray	Uzomah (TE)	Coleman	Slade	Dismukes	Young	Miller
at Kansas State (#20)	Marshall	Artis-Payne	Bray (WR)	D. Williams	Ray	M. Davis (WR)	Coleman	Slade	Dismukes	Young	Miller
LOUISIANA TECH	Marshall	Artis-Payne	Fulse (HB)	D. Williams	Coates	Louis (WR)	Coleman	Young	Dismukes	Slade	Miller
LSU (#15)											
at Mississippi State											
SOUTH CAROLINA											
at Ole Miss											
TEXAS A&M											
at Georgia											
SAMFORD											
at Alabama											

DEFENSE	DE	DT	DT	DE	MLB	WLB	Star	CB	BCB	BS	FS
ARKANSAS	Wright	Blackson	Whitaker	M. Adams	McKinzy	Frost	Garrett	J. Jones	Holsey	J. Ford	Whitehead
SAN JOSE' STATE	Wright	Blackson	Whitaker	M. Adams	McKinzy	Frost	Therezie	J. Jones	Mincy	J. Ford	Whitehead
at Kansas State (#20)	Lambert	Bradley	M. Adams	Owens	McKinzy	Frost	Therezie	J. Jones	Mincy	J. Ford	Holsey
LOUISIANA TECH	Lambert	Bradley	M. Adams	Owens	McKinzy	Frost	Therezie	J. Jones	Mincy	J. Ford	Holsey
LSU (#15)											
at Mississippi State											
SOUTH CAROLINA											
at Ole Miss											
TEXAS A&M											
at Georgia											
SAMFORD											
at Alabama											



2014 GAME-BY-GAME INDIVIDUAL STATISTICS

Passing

Table with columns: C-A-Yds-Int, TD, #14 Marshall, #6 Johnson, #12 Wallace. Rows include Arkansas, San Jose' State, at Kansas St. (#20), Louisiana Tech, LSU (#15), at Mississippi State, South Carolina, at Ole Miss, Texas A&M, at Georgia, Samford, at Alabama.

Field Goals

Table with columns: Made, (Missed), #38 Carlson. Rows include Arkansas, San Jose' State, at Kansas State (#20), Louisiana Tech, LSU (#15), at Mississippi State, South Carolina, at Ole Miss, Texas A&M, at Georgia, Samford, at Alabama.

Punting

Table with columns: No.-Avg. In 20, #85 Shiel, #38 Carlson. Rows include Arkansas, San Jose' State, at Kansas State (#20), Louisiana Tech, LSU (#15), at Mississippi State, South Carolina, at Ole Miss, Texas A&M, at Georgia, Samford, at Alabama.

Rushing

Table with columns: No.-Yds, TD, #4 Bray, #5 Louis, #9 Thomas, #14 Marshall, #20 Grant, #25 Barber, #44 Artis-Payne. Rows include Arkansas, San Jose' State, at Kansas State (#20), Louisiana Tech, LSU (#15), at Mississippi State, South Carolina, at Ole Miss, Texas A&M, at Georgia, Samford, at Alabama.

Receiving

Table with columns: No.-Yds, TD, #1 D.Williams, #4 Bray, #5 Louis, #8 Stevens, #18 Coates, #20 Grant, #44 Artis-Payne, #80 Davis, #81 Uzomah, #82 Ray. Rows include Arkansas, San Jose' State, at Kansas State (#20), Louisiana Tech, LSU (#15), at Mississippi State, South Carolina, at Ole Miss, Texas A&M, at Georgia, Samford, at Alabama.

Table with columns: No.-Yds, TD, #9 Thomas, #10 Truitt. Rows include Arkansas, San Jose' State, at Kansas State (#20), Louisiana Tech, LSU (#15), at Mississippi State, South Carolina, at Ole Miss, Texas A&M, at Georgia, Samford, at Alabama.

SEC Champions:

1957, 1983, 1987, 1988, 1989, 2004, 2010, 2013

SEC West Champions:

1997, 2000, 2001, 2002, 2004, 2005, 2010, 2013

2014 AUBURN FOOTBALL GAME NOTES



2014 GAME-BY-GAME INDIVIDUAL STATISTICS

Defensive Linemen

Solo+Ast=Total	#1 Adams	#10 Owens	#50 Bradley	#54 Whitaker	#86 Lambert	#90 Wright	#97 Daniel	#98 Blackson
Arkansas	2+0=2	--	1+1=2	2+0=2	0+1=1	2+0=2	1+0=1	2+0=2
San Jose' State	5+1=6	0+2=2	2+1=3	0+1=1	1+1=2	1+1=2	1+0=1	0+1=1
at Kansas State (#20)	3+0=3	0+1=1	1+0=1	--	1+1=2	1+0=1	--	1+0=1
Louisiana Tech	1+1=2	0+1=1	1+1=2	--	0+1=1	0+3=3	--	0+1=1
LSU (#15)								
at Mississippi State								
South Carolina								
at Ole Miss								
Texas A&M								
at Georgia								
Samford								
at Alabama								

Solo+Ast=Total	#42 President	#59 Kennion
Arkansas	DNP	DNP
San Jose' State	3+2=5	--
at Kansas State (#20)	1+0=1	--
Louisiana Tech	2+2=4	0+1=1
LSU (#15)		
at Mississippi State		
South Carolina		
at Ole Miss		
Texas A&M		
at Georgia		
Samford		
at Alabama		

Linebackers

Solo+Ast=Total	#8 McKinzy	#16 Mitchell	#17 Frost	#26 Garrett	#30 T. Williams	#33 Flowers	#43 Swain
Arkansas	4+2=6	1+0=1	--	4+0=4	--	--	--
San Jose' State	6+4=10	--	5+1=6	--	1+1=2	3+0=3	--
at Kansas State (#20)	4+0=4	--	5+1=6	1+0=1	--	--	0+1=1
Louisiana Tech	5+4=9	0+2=2	--	1+1=2	4+3=7	--	2+2=4
LSU (#15)							
at Mississippi State							
South Carolina							
at Ole Miss							
Texas A&M							
at Georgia							
Samford							
at Alabama							

Defensive Backs

Solo+Ast=Total	#3 J. Jones	#6 Mincy	#9 Whitehead	#15 Holsey	#23 Ford	#24 Moncrief	#25 Reed	#27 Therezie
Arkansas	0+1=1	6+1=7	7+0=7	--	2+3=5	1+0=1	1+2=3	1+1=2
San Jose' State	1+0=1	7+0=7	3+2=5	3+0=3	6+2=8	--	--	1+0=1
at Kansas State (#20)	3+0=3	5+1=6	DNP	10+1=11	7+1=8	0+2=2	1+0=1	4+0=4
Louisiana Tech	3+2=5	6+1=7	DNP	4+0=4	4+1=5	1+0=1	1+0=1	0+2=2
LSU (#15)								
at Mississippi State								
South Carolina								
at Ole Miss								
Texas A&M								
at Georgia								
Samford								
at Alabama								

Others

Solo+Ast=Total	#13 VanGorder	#14 Roberts	#19 Ruffin	#22 Harding	#28 Davis	#29 King	#47 Toney
Arkansas	--	DNP	--	DNP	--	1+0=1	DNP
San Jose' State	1+1=2	1+0=1	--	0+1=1	--	0+2=2	--
at Kansas State (#20)	--	--	1+1=2	--	--	--	DNP
Louisiana Tech	--	1+0=1	2+1=3	0+1=1	1+0=1	0+1=1	DNP
LSU							
at Mississippi State							
South Carolina							
at Ole Miss							
Texas A&M							
at Georgia							
Samford							
at Alabama							



2014 SUPERLATIVES

Auburn Team Superlatives

Table listing Auburn team superlatives such as Points Scored, First Downs, Rushing Plays, Net Rushing Yards, Passes Attempted, Passes Completed, Had Intercepted, Net Passing Yards, Total Offensive Plays, Total Net Offense, Fumbles, Fumbles Lost, Penalties, and Penalty Yards.

Auburn Individual Superlatives

Table listing Auburn individual superlatives for various statistics including Rushes, Yards Rushing, Long Rush, Pass attempts, Pass completions, Yards Passing, TD Passes, Long Pass, Receptions, Yards Receiving, TD Receptions, Long Reception, Field Goals, Long Field Goal, Punts, Punting Avg, Long Punt, Punts inside 20, Long Punt Return, Long Kickoff Return, Interception Return, Long Miss FG Return, Tackles, Sacks, Tackles For Loss, and Interceptions.

Auburn Individual Long Plays

Table listing Auburn individual long plays for statistics such as Rushing, Passing, Receiving, Field Goal, Punt, Punt Return, Kickoff Return, Fumble Return, Interception Return, and Long Miss FG Return.

Opponent Team Superlatives

Table listing opponent team superlatives for various statistics including Points Scored, First Downs, Rushing Plays, Net Rushing Yards, Passes Attempted, Passes Completed, Had Intercepted, Net Passing Yards, Total Offensive Plays, Total Net Offense, Fumbles, Fumbles Lost, Penalties, and Penalty Yards.

Opponent Individual Superlatives

Table listing opponent individual superlatives for various statistics including Rushes, Yards Rushing, TD Rushes, Long Rush, Pass attempts, Pass completions, Yards Passing, TD Passes, Long Pass, Receptions, Yards Receiving, TD Receptions, Long Reception, Field Goals, Long Field Goal, Punts, Punting Avg, Long Punt, Punts inside 20, Long Punt Return, Long Kickoff Return, Tackles, Sacks, Tackles For Loss, and Interceptions.

Opponent Individual Long Plays

Table listing opponent individual long plays for statistics such as Rushing, Passing, Receiving, Field Goal, Punt, Kickoff Return, Fumble Return, and Interception Return.



2014 PLAYS OF 20+ YARDS

Yards	Type	Player(s)	Opponent	Qtr.
76 (TD)	PR	Quan Bray	Louisiana Tech	4
62	Pass	D'haquille Williams from Jeremy Johnson	Arkansas	1
55 (TD)	PR	Quan Bray	San Jose' State	2
49 (TD)	Pass	Melvin Ray from Jeremy Johnson	Arkansas	1
49	Rush	Nick Marshall	San Jose' State	1
44 (TD)	Pass	Quan Bray from Nick Marshall	Louisiana Tech	4
40	KOR	Ricardo Louis	San Jose' State	1
40 (TD)	Pass	Ricardo Louis from Nick Marshall	#20 Kansas State	2
39	Pass	D'haquille Williams from Nick Marshall	#20 Kansas State	4
37 (TD)	Pass	Quan Bray from Nick Marshall	Louisiana Tech	2
37	Rush	Cameron Artis-Payne	Louisiana Tech	4
36	INT	Montravius Adams	Louisiana Tech	1
33 (TD)	INT	Jeremaine Whitehead	Arkansas	3
32	KOR	Corey Grant	Arkansas	3
32	Rush	Cameron Artis-Payne	Arkansas	4
31	Rush	Cameron Artis-Payne	San Jose' State	2
31	Rush	Nick Marshall	Louisiana Tech	1
30	KOR	Corey Grant	Louisiana Tech	3
28	Pass	Melvin Ray from Nick Marshall	Arkansas	3
28	Rush	Cameron Artis-Payne	Arkansas	4
27 (TD)	Rush	Nick Marshall	San Jose' State	3
27	Pass	D'haquille Williams from Nick Marshall	San Jose' State	1
26	Pass	C.J. Uzomah from Jeremy Johnson	Arkansas	1
24	Rush	Corey Grant	Arkansas	4
22	KOR	Corey Grant	Louisiana Tech	1
22	PR	Quan Bray	Louisiana Tech	1
20	Pass	D'haquille Williams from Jeremy Johnson	Arkansas	2

PLAY BREAKDOWN

BY PLAY

Pass	11
Run	8
Kickoff Return	4
Punt Return	3
Interception Return	2
Missed Field Goal Return	0

BY GAME

Arkansas.....	10
Louisiana Tech	9
San Jose' State	6
Kansas State (#20)	2

BY QUARTER

1st.....	10
2nd.....	5
3rd.....	5
4th.....	7

RUSHING

Cameron Artis-Payne.....	4
Nick Marshall	3
Corey Grant	1

PASSING

Nick Marshall.....	6
Jeremy Johnson	4

RECEIVING

D'haquille Williams.....	4
Melvin Ray	2
Quan Bray	2
Ricardo Louis	1
C.J. Uzomah.....	1

KICKOFF RETURN

Corey Grant.....	3
Ricardo Louis	1

PUNT RETURN

Quan Bray.....	3
----------------	---

INTERCEPTION RETURN

Montravius Adams.....	1
Jermaine Whitehead.....	1

MISSED FIELD GOAL RETURN

None



LAST TIME...

An Auburn Team

Had 35 First Downs ... vs. Western Carolina, 2002 (37)
 Had 30 First Downs ... vs. #5 Missouri [SECCG], 2013 (30)

Had 545 yards rushing ... vs. #5 Missouri [SECCG], 2013 (545)
 Had 400 yards rushing ... vs. #5 Missouri [SECCG], 2013 (545)
Had 300 yards rushing ... vs. San Jose' State, 2014 (358)
Had 300 yards rushing in back-to-back games ... vs. Arkansas (302) and vs. San Jose' State (358), 2014
 Had 300 yards rushing in three-straight games ... vs. Western Carolina (511); at #7 Texas A&M (379); vs. FAU (422), 2013
 Had 300 yards rushing in six consecutive games ... at Kentucky (311); vs. Arkansas (330); vs. LSU, (440); at Ole Miss (343); vs. Chattanooga (303); vs. Georgia (315), 2010
 Had 300 yards rushing in six consecutive SEC games ... vs. South Carolina (334); at Kentucky (311); vs. Arkansas (330); vs. LSU, (440); at Ole Miss (343); vs. Georgia (315), 2010
 Had 70 or more rushing attempts ... vs. #5 Missouri [SECCG], 2013 (74)
 Had 60 or more rushing attempts ... vs. #5 Missouri [SECCG], 2013 (74)
Had 50 or more rushing attempts ... vs. San Jose' State, 2014 (50)
 Had seven or more rushing TDs ... vs. #5 Missouri [SECCG], 2013 (7)
Had six or more rushing TDs ... vs. San Jose' State, 2014 (6)
Had five or more rushing TDs ... vs. San Jose' State, 2014 (6)
Had four or more rushing TDs ... vs. San Jose' State, 2014 (6)
 Had four or more rushing TDs in consecutive games ... vs. Western Carolina (5), at #7 Texas A&M (4), vs. Florida Atlantic (4), at Arkansas (4), at Tennessee (5) & vs. #25 Georgia (4), 2013
 Had four or more rushing TDs in three straight games ... vs. Western Carolina (5), at #7 Texas A&M (4), vs. Florida Atlantic (4), at Arkansas (4), at Tennessee (5) & vs. #25 Georgia (4), 2013
 Had four or more rushing TDs in four straight games ... vs. Western Carolina (5), at #7 Texas A&M (4), vs. Florida Atlantic (4), at Arkansas (4), at Tennessee (5) & vs. #25 Georgia (4), 2013
 Had four or more rushing TDs in five straight games ... vs. Western Carolina (5), at #7 Texas A&M (4), vs. Florida Atlantic (4), at Arkansas (4), at Tennessee (5) & vs. #25 Georgia (4), 2013
 Had four or more rushing TDs in six straight games ... vs. Western Carolina (5), at #7 Texas A&M (4), vs. Florida Atlantic (4), at Arkansas (4), at Tennessee (5) & vs. #25 Georgia (4), 2013
 Had 3 or more rushing TDs in seven straight games ... vs. #24 Ole Miss (3), vs. Western Carolina (5), at #7 Texas A&M (4), vs. Florida Atlantic (4), at Arkansas (4), at Tennessee (5) & vs. #25 Georgia (4), 2013

Had 350 or more yards passing... vs. South Carolina [SECCG], 2010 (351)
 Had 300 or more yards passing ... vs. Mississippi State, 2013 (339)
 Had 50 or more pass attempts ... vs. Mississippi State, 1997 (54)
 Had 30 or more pass completions ... vs. Arkansas, 1995 (34)
 Had fewer than 10 pass attempts ... at Tennessee, 2013 (7)
 Had fewer than 10 pass completions ... vs. #5 Missouri [SECCG], 2013 (9)
 Had fewer than 5 pass completions ... at Tennessee, 2013 (3)
 Had fewer than 10 pass attempts in consecutive games ... at Arkansas (9) & at Tennessee (7), 2013
 Had fewer than 10 pass completions in consecutive games ... at Arkansas (8) & at Tennessee (3), 2013
 Had five TDs passing ... vs. Ball State, 2009 (5)
Had four TDs passing ... vs. Louisiana Tech, 2014 (4)
Had three TDs passing ... vs. Louisiana Tech, 2014 (4)

Had 700 or more yards total offense ... vs. Western Carolina, 2013 (712)
 Had 600 or more yards total offense ... vs. #5 Missouri [SECCG], 2013 (677)
Had 500 or more yards total offense ... vs. Arkansas, 2014 (595)
 Had 500 or more yards total offense in consecutive games ... at #7 Texas A&M (615); & vs. FAU (628), 2013
 Had 500 or more yards total offense in three straight games ... vs. Western Carolina (712); at #7 Texas A&M (615); & vs. FAU (628), 2013
 Had 1300 or more yards total offense combined in consecutive games ... vs. Western Carolina (712) & at #7 Texas A&M (615), 2013
 Had 80 or more total plays ... vs. #1 Florida State [BCSNC], 2013 (80)
 Had 85 or more total plays ... vs. #5 Missouri [SECCG], 2013 (85)
 Had 90 or more total plays... at South Carolina, 2011 (92)

Scored 70 or more points... vs. ULM, 2003 (73)
 Scored 60 or more points ... vs. Western Carolina, 2013 (62)
Scored 50 or more points ... vs. San Jose' State, 2014 (59)
Scored 40 or more points ... vs. Louisiana Tech, 2014 (45)
 Scored 40 or more points in three consecutive games ... vs. Western Carolina (62); at No. 7 Texas A&M (45); vs. Florida Atlantic (45), 2013
Scored 30 or more points in five consecutive games ... vs. Western Carolina (62); at No. 7 Texas A&M (45); vs. Florida Atlantic (45); at Arkansas (35); at Tennessee (55); vs. #25 Georgia (43); vs. #1 Alabama (34); vs. #5 Missouri (59); vs. #1 Florida State (31), 2013; vs. Arkansas (45), vs. San Jose' State (59), 2014
Scored 30 or more points in six consecutive games ... vs. Western Carolina (62); at No. 7 Texas A&M (45); vs. Florida Atlantic (45); at Arkansas (35); at Tennessee (55); vs. #25 Georgia (43); vs. #1 Alabama (34); vs. #5 Missouri (59); vs. #1 Florida State (31), 2013; vs. Arkansas (45), vs. San Jose' State (59), 2014
Scored 30 or more points in seven consecutive games ... vs. Western Carolina (62); at No. 7 Texas A&M (45); vs. Florida Atlantic (45); at Arkansas (35); at Tennessee (55); vs. #25 Georgia (43); vs. #1 Alabama (34); vs. #5 Missouri (59); vs. #1 Florida State (31), 2013; vs. Arkansas (45), vs. San Jose' State (59), 2014
Scored 30 or more points in eight consecutive games ... vs. Western Carolina (62); at No. 7 Texas A&M (45); vs. Florida Atlantic (45); at Arkansas (35); at Tennessee (55); vs. #25 Georgia (43); vs. #1 Alabama (34); vs. #5 Missouri (59); vs. #1 Florida State (31), 2013; vs. Arkansas (45), vs. San Jose' State (59), 2014
Scored 30 or more points in nine consecutive games ... vs. Western Carolina (62); at No. 7 Texas A&M (45); vs. Florida Atlantic (45); at Arkansas (35); at Tennessee (55); vs. #25 Georgia (43); vs. #1 Alabama (34); vs. #5 Missouri (59); vs. #1 Florida State (31), 2013; vs. Arkansas (45), vs. San Jose' State (59), 2014
Scored 30 or more points in 10 consecutive games ... vs. Western Carolina (62); at No. 7 Texas A&M (45); vs. Florida Atlantic (45); at Arkansas (35); at Tennessee (55); vs. #25 Georgia (43); vs. #1 Alabama (34); vs. #5 Missouri (59); vs. #1 Florida State (31), 2013; vs. Arkansas (45), vs. San Jose' State (59), 2014
Scored 30 or more points in 11 consecutive games ... vs. Western Carolina (62); at No. 7 Texas A&M (45); vs. Florida Atlantic (45); at Arkansas (35); at Tennessee (55); vs. #25 Georgia (43); vs. #1 Alabama (34); vs. #5 Missouri (59); vs. #1 Florida State (31), 2013; vs. Arkansas (45), vs. San Jose' State (59), 2014
 Was held scoreless ... at Alabama, 2012 (0-49)
 Was held scoreless at Jordan-Hare Stadium ... vs. Georgia, 2012 (0-38)
 Won a game without scoring an offensive touchdown ... at Miss. State, 2008 (3-2)
Won a game without a rushing touchdown ... at #20 Kansas State, 2014
 Won a game in the last 25 seconds with a TD ... vs. #1 Alabama, 2013 (CB Chris Davis returns missed field goal 100 yards [109 yds] for a touchdown)

Had 200-yard rusher and 100-yard receiver in a game ... vs. Syracuse, 2002 (Carnell Williams [202 rush] and Marcel Willis [113 receiving])
Had 150-yard rusher and 150-yard receiver in a game ... vs. Arkansas, 2014 (Cameron Artis-Payne [177 rush] and D'haquille Williams [154 receiving])
 Had two 100-yard rushers and one 100-yard receiver in a game ... at #7 Texas A&M, 2013 (Tre Mason [178 rush], Nick Marshall [100 rush], Sammie Coates [104 rec])
Had 100-yard receiver and 100-yard rusher in a game ... vs. Arkansas, 2014 (Cameron Artis-Payne [177 rush] and D'haquille Williams [154 receiving])
 Had two 100-yard rushers in back-to-back games ... Tre Mason (164) & Nick Marshall (126) vs. #1 Alabama & Tre Mason (304) & Nick Marshall (101) vs. #5 Missouri [SECCG], 2013
Had two 100-yard rushers in a game... vs. Louisiana Tech, 2014 (Cameron Artis-Payne [116] and Nick Marshall [105])
 Had a 300-yard rusher & 100-yard rusher in a game... vs. #5 Missouri [SECCG], 2013 (Tre Mason [304] and Nick Marshall [101])
 Had a 200-yard rusher & 100-yard rusher in a game... vs. #5 Missouri [SECCG], 2013 (Tre Mason [304] and Nick Marshall [101])
 Had two 150-yard rushers in a game... vs. Mississippi State, 2003 (Brandon Jacobs [182] and Carnell Williams [164])
 Had three 100-yard rushers in a game ... vs. Maryland, 1983 (Tommie Agee [219], Lionel James [115] and Bo Jackson [105])
 Had two 100-yard receivers in a game... vs. Tennessee-Chattanooga, 2010 (Terrell Zachery [148] and Darvin Adams [106])
 Had a 60-yard run and a 60-yard pass in a game ... vs. Alabama, 2009 (Terrell Zachery 67 rush, Chris Todd to Darvin Adams 72 pass)
 Had three players with 2 rushing TDs... vs. ULM, 2003 (Carnell Williams [2], Brandon Jacobs [2], Tre Smith [2])
 Had three players with 2 TDs... vs. Georgia, 2010 (Onterio McCalebb [3 rush], Cam

SEC Champions:

1957, 1983, 1987, 1988, 1989, 2004, 2010, 2013

SEC West Champions:

1997, 2000, 2001, 2002, 2004, 2005, 2010, 2013

2014 AUBURN FOOTBALL GAME NOTES**LAST TIME...**

Newton [2 rush], Philip Lutzenkirchen [2 rec.]
 Had two players with seven or more catches in a game ... Courtney Taylor (7) & Silas Daniels vs. Alabama, 2003 (7)
 Had quarterback catch a pass from himself ... Nick Marshall vs. Mississippi State, 2013 (37 yards)
 Had a player play on both offense and defense in same game ... Johnathan Ford vs. FAU, 2013 (4 rushes, 28 yds & 1 tackle, 1 PBU on defense)
 Scored a touchdown on offense, defense and special teams... vs. ULM, 2008 (2 of-fense [1 pass, 1 rush], 1 defense [fumble return], 1 special team [punt return])
 Scored on the first offensive play ... vs. Alabama, 2003 (Carnell Williams, 80-yd run)
 Scored 2 touchdowns in the final 32 seconds ... vs. #1 Alabama, 2013 (Sammie Coates 39 yd pass from Nick Marshall (:32), Chris Davis 100 yd missed field goal return (:00); other time at Georgia Tech, 1987 (records back to 1967))
 Returned a kickoff and a punt for a TD in the same game ... at Tennessee, 2013 (kickoff: Corey Grant, 90 yards & punt: Chris Davis, 85 yards) [1st time in Auburn history]
Returned a punt for a TD ... vs. Louisiana Tech, 2014 (Quan Bray) [76 yards]
 Returned a kickoff for a TD ... at Tennessee, 2013 (Corey Grant) [90 yards]
 Returned a missed FG for a TD...vs. Alabama, 2013 (Chris Davis) [100 yds]
 Returned opening kickoff for a TD ... vs. Tennessee-Martin, 2008 (Tristan Davis) [95 yards]
 Returned 2nd half opening KO for TD ... at Tennessee, 2013 (Corey Grant) [90 yds]
 Returned three Interceptions for TDs ... vs. LSU, 1994 (Ken Alvis, Fred Smith, Brian Robinson)
 Returned two Interceptions for TDs ... vs. LSU, 1994 (Ken Alvis, Fred Smith, Brian Robinson)
Returned an Interception for a TD ... vs. Arkansas, 2014 (Jermaine Whitehead) [33]
 Returned two fumbles for TDs ... vs. Vanderbilt, 2002 (Spencer Johnson, Karlos Dansby)
 Returned a fumble for a TD ... vs. New Mexico State, 2012 (Daren Bates) [62]
 Had five or more fumbles ... vs. Southern Miss (5), 2008
Did not commit a turnover ... vs. Louisiana Tech, 2014

Blocked a punt ... vs. Alabama, 2013 (Ryan Smith)
 Blocked two punts ... vs. Virginia [Chick-fil-A] 2011 (Garrett Harper, Angelo Blackson)
 Blocked three punts ... vs. ULM, 2003 (3 - Justin Fetsko [2], Donnay Young)
 Returned a blocked punt for a TD ... vs. Florida, 2006 (Tre Smith)
 Blocked a field goal ... vs. Alabama, 2013 (Nosa Eguae)
 Returned a blocked field goal for a TD ... vs. Kentucky, 2009 (Neiko Thorpe) [69]
 Blocked two field goals in a game ... vs. ULM, 2012 (Angelo Blackson, Corey Lemonier)
 Blocked a PAT attempt ... at South Carolina, 2010 (Corey Lemonier)
 Blocked two PAT attempts ... vs. LSU, 1998 (Charles Dorsey, 2)
 Had a PAT blocked ... at Tennessee, 2013 (Cody Parkey)
 Missed a PAT ... at Tennessee, 2013 (Cody Parkey, blocked)
 Missed a kicking PAT ... vs. Tennessee-Chattanooga, 2010 (Wes Byrum)
 Made 90 straight kicking PATs ... Cody Parkey, 2011-13 (90)
 Had a punt blocked ... at Mississippi State, 2009 (Clinton Durst)
 Had a field goal blocked ... vs. #25 Georgia, 2013 (Cody Parkey)
 Had a successful on-side kick ... vs. #5 Missouri [SECCG], 2013 (Cody Parkey)
 Scored a safety... vs. Alabama A&M, 2012 (Team)
 Scored on a fake field goal... vs. Vanderbilt, 2000 (Duval pass to Diamond)
 Scored an offensive two-point conversion ... vs. Mississippi State, 2013 (Brandon Fulse pass from Ryan White)
 Scored two or more offensive two-point conversions ... vs. Florida, 2002 [2]
 Scored a defensive two-point conversion ... vs. Ole Miss, 2009 (Demond Washington)

Held an opponent scoreless ... vs. ULM, 2008 (34-0)
 Held an opponent scoreless at Jordan-Hare Stadium ... vs. ULM, 2008 (34-0)
 Held an opponent to five or fewer first downs ... vs. Ball State, 2001 (5)
 Held an opponent to 10 or fewer first downs ... vs. Florida Atlantic, 2013 (10)
 Intercepted five or more passes ... vs. Northwestern [Outback], 2009 (5)
 Intercepted four or more passes ... vs. Northwestern [Outback], 2009 (5)
Intercepted three or more passes ... vs. San Jose' State, 2014 (3)
 Allowed opponent 600 yards total offense and Auburn still won ... at #7 Texas A&M, 2013 (602)
Held an opponent to 300 or less yards total offense ... at #20 Kansas State, 2014 (285)
 Held an opponent to 200 or less yards total offense ... vs. Western Carolina, 2013 (173)
 Held an opponent to 150 or less yards total offense ... at Mississippi State, 2008 (116)
 Held an opponent to 100 or less yards total offense ... vs. Ball State, 2001 (92)
 Held an opponent to 100 or less yards rushing ... vs. Florida Atlantic, 2013 (97)
 Held an opponent to 50 or less yards rushing ... at #20 Kansas State, 2014 (40)

Held an opponent to negative yards rushing ... vs. Florida, 2001 (-36)
 Held an opponent to 100 or less yards passing ... vs. Kentucky, 2009 (75)
 Held an opponent without a touchdown ... vs. Western Carolina, 2013

Had 10 or more penalties ... vs. #5 Missouri [SECCG], 2013
 Had 1 or fewer penalty ... at Tennessee, 2013 (1)
 Had 100 or more penalty yards... at Arkansas, 2011 (105)
 Had 5 or fewer penalty yards ... at Tennessee, 2013 (5)
 Had 35 minutes time of possession... vs. Florida Atlantic, 2013 (35:35)
 Was involved in a game that ended in a tie ... vs. Georgia, 1994 (23-23)
 Was involved in an overtime game ... vs. ULM, 2012 (31-28 win)

An Auburn Player

Rushed 40 times in a game ... Tre Mason (46) vs. #5 Missouri [SECCG], 2013
 Rushed 35 times in a game ... Tre Mason (46) vs. #5 Missouri [SECCG], 2013
 Rushed 30 times in a game ... Tre Mason (34) vs. #1 Florida State [BCSNC], 2013
 Rushed for 300 yards in a game ... Tre Mason (304) vs. #5 Missouri [SECCG], 2013
 Rushed for 200 yards in a game ... Tre Mason (304) vs. #5 Missouri [SECCG], 2013
Rushed for 150 yards in a game ... Cameron Artis-Payne (177) vs. Arkansas, 2014
Rushed for 100 yards in a game ... Cameron Artis-Payne (116) & Nick Marshall (105) vs. Louisiana Tech, 2014
 Quarterback rushed for 200 yards in a game ... Nick Marshall (214) at Tennessee, 2013
Quarterback rushed for 100 yards in a game ... Nick Marshall (105) v. Louisiana Tech, 2014
 Quarterback rushed for 100 yards in back-to-back SEC games ... Nick Marshall vs. #24 Ole Miss (140) and at #7 Texas A&M (100), 2013
 Quarterback rushed for 100 yards in 3 games during a season ... Nick Marshall vs. #24 Ole Miss (140), at #7 Texas A&M (100) & at Tennessee (214), 2013
 Rushed for 100 yards in six consecutive games ... Tre Mason at Arkansas (168), at Tennessee (117), vs. #25 Georgia (115), vs. #1 Alabama (164), vs. #5 Missouri [SECCG] (304), vs. #1 Florida State [BCSNC](195), 2013
 Rushed for 100 yards in five consecutive games ... Tre Mason at Arkansas (168), at Tennessee (117), vs. #25 Georgia (115), vs. #1 Alabama (164), vs. #5 Missouri [SECCG] (304), vs. #1 Florida State [BCSNC](195), 2013
 Rushed for 100 yards in four consecutive games ... Tre Mason at Arkansas (168), at Tennessee (117), vs. #25 Georgia (115), vs. #1 Alabama (164), vs. #5 Missouri [SECCG] (304), vs. #1 Florida State [BCSNC](195), 2013
 Rushed for 100 yards in three consecutive games ... Tre Mason at Arkansas (168), at Tennessee (117), vs. #25 Georgia (115), vs. #1 Alabama (164), vs. #5 Missouri [SECCG] (304), vs. #1 Florida State [BCSNC](195), 2013
Rushed for 100 yards in consecutive games ... Cameron Artis-Payne vs. Arkansas (177) & vs. San Jose' State (112), 2014
 Rushed for 100 yards in four consecutive games vs. ranked opponents ... Tre Mason vs. #25 Georgia (115), vs. #1 Alabama (164), vs. #5 Missouri [SECCG] (304), vs. #1 Florida State [BCSNC], 2013
 Rushed for 100 yards in three consecutive games vs. ranked opponents ... Tre Mason vs. #25 Georgia (115), vs. #1 Alabama (164), vs. #5 Missouri [SECCG] (304), vs. #1 Florida State [BCSNC], 2013
 Rushed for 100 yards in consecutive games vs. ranked opponents ... Tre Mason vs. #25 Georgia (115), vs. #1 Alabama (164), vs. #5 Missouri [SECCG] (304), vs. #1 Florida State [BCSNC], 2013
 Rushed for 150 yards in three consecutive games ... Tre Mason vs. #1 Alabama (164), vs. #5 Missouri [SECCG] (304), vs. #1 Florida State [BCSNC] (195), 2013
 Rushed for 150 yards in consecutive games ... Tre Mason vs. #1 Alabama (164), vs. #5 Missouri [SECCG] (304), vs. #1 Florida State [BCSNC] (195), 2013
 Rushed for 4 or more TDs in a game ... Tre Mason vs. #5 Missouri [SECCG], 2013 (4)
Rushed for 3 or more TDs in a game ... Cameron Artis-Payne vs. San Jose' State, 2014 (3)
Rushed for 2 or more TDs in a game ... Cameron Artis-Payne vs. San Jose' State, 2014 (3)
 2 Players Rushed for 2 or more TDs in a game ... Tre Mason (3) & Nick Marshall (2) at Tennessee, 2013
 Rushed for 3 TDs or more in consecutive games ... Tre Mason at Arkansas (4) & at Tennessee (3), 2013
 QB Rushed for 2 or more TDs in a game ... Nick Marshall vs. #25 Georgia, 2013 (2)
 QB Rushed for 2 or more TDs in back-to-back SEC games ... Nick Marshall at Tennessee (2) and vs. #25 Georgia (2), 2013
 Rushed for 2 or more TDs in four consecutive games ... Carnell Williams vs. Western Carolina (2), vs. Vanderbilt (2), at Mississippi State (2), vs. Syracuse (2), 2002
 Rushed for 2 or more TDs in three consecutive games ... Michael Dyer vs. Utah State (2), vs. Mississippi State (2), at Clemson (2), 2011
 Rushed for a TD in 11 consecutive games ... Tre Mason at #6 LSU (2); vs. #24 Ole Miss (1); vs. WCU (2); at #7 Texas A&M (1); vs. Florida Atlantic (1); at Arkansas (4); at Tennessee (3); vs. #25 Georgia (1); vs. #1 Alabama (1); vs. #5 Missouri [SECCG] (4); vs. #1 Florida State (1), 2013



LAST TIME...

Rushed for a TD in 10 consecutive games ... Tre Mason at #6 LSU (2); vs. #24 Ole Miss (1); vs. WCU (2); at #7 Texas A&M (1); vs. Florida Atlantic (1); at Arkansas (4); at Tennessee (3); vs. #25 Georgia (1); vs. #1 Alabama (1); vs. #5 Missouri [SECCG] (4); vs. #1 Florida State (1), 2013
Rushed for a combined 9 TDs in 3 straight games ... Cam Newton at Kentucky (4), vs. #12 Arkansas (3) and vs. # 6 LSU (2), 2013
Rushed for a combined 8 TDs in 3 straight games ... Tre Mason at Arkansas (4), at Tennessee (3) and vs. #25 Georgia (1), 2013
Rushed for a TD on his first career rush ... Roc Thomas vs. San Jose' State, 2014 (3 yds)

Passed for 400 yards in a game ... Ben Leard at Georgia, 1999 (416)
Passed for 300 yards in a game ... Nick Marshall vs. Mississippi State, 2013 (339)
Attempted 50 passes in a game ... Dameyune Craig vs. Mississippi State, 1997 (54)
Attempted 40 passes in a game ... Kodi Burns at Ole Miss, 2008 (43)
Threw five TDs in a game ... Chris Todd vs. Ball State, 2009 (5)
Threw four TDs in a game ... Jeremy Johnson vs. Western Carolina, 2013 (4)
Threw three TDs in a game ... Nick Marshall vs. Louisiana Tech, 2014 (3)
Threw four TDs or more in consecutive games ... Chris Todd vs. West Virginia (4), vs. Ball State (5), 2009
Threw two TDs or more in five consecutive games ... Cam Newton at Ole Miss (2), vs. Chattanooga (4), vs. Georgia (2), at Alabama (3), vs. South Carolina (4), 2010
Threw a TD pass on Auburn's 1st pass of an SEC Championship Game ... Nick Marshall vs. #5 Missouri (38-yard TD pass to Sammie Coates in 1st qtr.), 2013

Had 400 yards total offense in a game ... Cam Newton South Carolina [SECCG], 2010 (408)
Had 300 yards total offense in a game ... Tre Mason vs. #5 Missouri [SECCG], 2013 (312)
Accounted for four or more TDs in a game ... Tre Mason vs. #5 Missouri [SECCG], 2013 (4 rush)
Freshman Accounted for four or more TDs in a game ... Jeremy Johnson vs. Western Carolina, 2013 (4)
2 Players Accounted for three or more TDs in a game ... Tre Mason (3 rush) & Nick Marshall (2 rush, 1 pass) at Tennessee, 2013
Accounted for three TDs in a game ... Cameron Artis-Payne vs. San Jose' State (3 rush), 2014
Accounted for three TDs in consecutive games ... Tre Mason at Arkansas (4 rush) and at Tennessee (3 rush), 2013
Accounted for three TDs in three consecutive games ... Nick Marshall at Tennessee (2 rush, 1 pass), vs. #25 Georgia (2 rush, 1 pass), vs. #1 Alabama (1 rush, 2 pass), 2013
Accounted for three TDs in four consecutive games ... Cam Newton vs. Chattanooga (5), vs. Georgia (4), at Alabama (4), vs. South Carolina (6), 2010

Caught 15 passes in a game... Willie Gosha vs. Arkansas, 1995 (17)
Caught 10 or more passes in a game... Darvin Adams vs. Northwestern [Outback], 2009 (12)
Caught seven or more passes in a game... D'haquille Williams at #20 Kansas State, 2014 (8)
Had 200 or more yards receiving in a game... Darvin Adams vs. South Carolina [SECCG], 2010 (217)
Had 150 or more yards receiving in a game... D'haquille Williams vs. Arkansas, 2014 (154)
Had 100 yards receiving in three consecutive games... Sammie Coates at No. 7 Texas A&M (104), vs. Florida Atlantic, 2013 & at Arkansas (102), 2013
Had 100 yards receiving in consecutive games... Sammie Coates at No. 7 Texas A&M (104) & vs. Florida Atlantic, 2013 (113)
Had 100 or more yards receiving in a game... D'haquille Williams at #20 Kansas State, 2014 (110)
Caught four or more TD passes in a game ... Alexander Wright vs. Pacific, 1989 (4)
Caught three or more TD passes in a game ... Darvin Adams vs. Furman, 2009 (3)
Caught two or more TD passes in a game ... Sammie Coates vs. FAU, 2013 (2)
Caught a TD pass in consecutive games ... D'haquille Williams at #20 Kansas State & vs. Louisiana Tech, 2014
Caught a TD pass in three consecutive games ... Sammie Coates at #7 Texas A&M, vs. Florida Atlantic & at Arkansas, 2013
Caught a TD pass in four consecutive games ... Emory Blake vs. Florida Atlantic, vs. Utah State, vs. Mississippi State, at Clemson, 2011
Caught a TD pass in five consecutive games ... Emory Blake vs. Oregon [BCSNCG], vs. Utah State, vs. Mississippi State, at Clemson, vs. Florida Atlantic, 2010/11
Caught a TD pass in six consecutive games ... Emory Blake vs. South Carolina [SECCG], vs. Oregon [BCSNCG], vs. Utah State, vs. Mississippi State, at Clemson, vs. Florida Atlantic, 2010/11
Caught a TD pass in seven consecutive games ... Emory Blake at Alabama; vs. South Carolina [SECCG], vs. Oregon [BCSNCG], vs. Utah State, vs. Mississippi State, at

Clemson, vs. Florida Atlantic, 2010/11
Caught 1 TD pass & had a punt return for a TD in the same game ... Quan Bray (2 TD receptions [44 & 37]) & a 76-yard punt return for a TD
Caught a TD pass on his first career catch ... Marcus Davis vs. Arkansas State, 2013 (18 yds)
Quarterback caught a TD pass ... Kiehl Frazier from Quan Bray vs. ULM, 2012
Quarterback caught a pass from himself ... Nick Marshall vs. Mississippi State, 2013
Running back caught two or more TD passes in a game ... Mario Fannin vs. Arkansas St., 2010 (2)
Running back caught a TD pass in consecutive games ... Mario Fannin vs. West Virginia, Ball State, 2009
Tight end caught two or more TD passes in a game ... Philip Lutzenkirchen vs. Ole Miss, 2011 (2)
Tight end caught a TD pass in consecutive games ... Philip Lutzenkirchen vs. Ole Miss, at Georgia, vs. Samford, 2011

Scored 15 or more points kicking ... Wes Byrum at Ole Miss, 2010 (15)
Scored 13 or more points kicking ... Cody Parkey vs. #25 Georgia, 2013 (13)
Kicked five or more field goals in a game ... Jaret Holmes vs. UAB, 1996 (5)
Kicked four or more field goals in a game ... Cody Parkey vs. Clemson, 2012 (4)
Had 150 kickoff return yards in a game ... Tre Mason vs. Utah State, 2011 (176)
Had 100 punt return yards in a game ... Chris Davis at Tennessee, 2013 (127)
Scored four or more TDs ... Tre Mason vs. #5 Missouri [SECCG], 2013 (4 rush)
Scored three or more TDs ... Cameron Artis-Payne vs. San Jose' State, 2014 (3 rush)
Scored a rushing and receiving TD in a game ... Tre Mason vs. #1 Florida State [BCSNCG], 2014 (1 rushing, 1 receiving)

Had an 80-yard run ... Tre Mason vs. Alabama A&M, 2012 (86)
Had a 70-yard run ... Corey Grant vs. Washington State, 2013 (75)
Had a 60-yard run ... Nick Marshall at Tennessee, 2013 (62)
Completed an 80-yard pass ... Nick Marshall to Sammie Coates at Arkansas, 2013 (88)
Completed a 70-yard pass ... Nick Marshall to Ricardo Louis vs. #25 Georgia, 2013 (73)
Completed a 60-yard pass ... Jeremy Johnson to D'haquille Williams vs. Arkansas, 2014 (62)

Kicked a field goal of 50 or more yards. ... Cody Parkey vs. #5 Missouri [SECCG], 2013 (52)
Kicked a field goal of 50 or more yards in consecutive games ... John Vaughn, 2006; at Mississippi State (55), vs. Washington State (52)
Kicked two field goals of 50+ yards in a game ... Win Lyle vs. Tennessee, 1987 (55, 52)
Had a 70-yard punt ... Kody Bliss vs. Tulane, 2006 (71)
Had a 60-yard punt ... Daniel Carlson vs. Arkansas, 2014 (62)
Had two punts of 50+ yards in a game ... Steven Clark at Ole Miss, 2012 (53, 52)
Had four or more punts inside the 20 in a game ... S. Clark vs. FSU [BCSNCG], 2013 (5)

Blocked a field goal in a game... Nosa Eguae vs. Alabama, 2013
Blocked two field goals in a game... Alton Moore at Georgia, 2001
Blocked a PAT attempt ... Corey Lemonier at South Carolina, 2011
Blocked two PAT attempts ... Charles Dorsey vs. LSU, 1998 (2)
Made 90 straight PAT attempts ... Cody Parkey, 2011-13 (90)
Blocked a punt in a game... Ryan Smith vs. Alabama, 2013
Blocked two punts in a game... Justin Fetsko vs. ULM, 2003 (2)

Had 15 or more tackles in a game... Daren Bates at Ole Miss, 2012 (16)
Intercepted three or more passes in a game... Junior Rosegreen at Tennessee, 2004 (4)
Intercepted two or more passes in a game... Robenson Therezie vs. Washington State, 2013 (2)
Intercepted a pass in consecutive games... Jermaine Whitehead vs. Arkansas (33 yds TD) & vs. San Jose' State (19 yds), 2014
Intercepted a pass in three consecutive games... Jerraud Powers, vs. Tennessee Tech, at Georgia; vs. Alabama, 2007
Recovered two fumbles in a game... Eltoro Freeman at Georgia, 2011 (2)
Forced two fumbles in a game... Corey Lemonier at Georgia, 2011 (2)
Forced and recovered a fumble... Cassanova McKinzy at Vanderbilt, 2012
Intercepted a pass and had a fumble recovery in a game ... Nick Fairley at Mississippi State, 2010
Had a player play on both offense and defense in the same game ... Johnathan Ford vs. Florida Atlantic, 2013 (4 rushes, 28 yds; 1 tackle, 1 PBU on defense)

SEC Champions:

1957, 1983, 1987, 1988, 1989, 2004, 2010, 2013

SEC West Champions:

1997, 2000, 2001, 2002, 2004, 2005, 2010, 2013

2014 AUBURN FOOTBALL GAME NOTES**LAST TIME...****An Auburn Opponent**

Scored 50 or more points ... Texas A&M, 2012 (63)
 Scored 40 or more points ... vs. #5 Missouri [SECCG], 2013 (42)

Had 350 or more yards rushing ... Texas A&M, 2012 (352)
 Had 300 or more yards rushing ... Texas A&M, 2012 (352)
 Had 250 or more yards rushing ... Alabama, 2012 (267)
 Had 50 or more rushing attempts ... Clemson, 2012 (52)
 Had five or more rushing TDs ... Texas A&M, 2012 (6)

Had 500 yards passing ... Northwestern [Outback], 2009 (532)
 Had 400 yards passing ... #25 Georgia, 2013 (415)
 Had 350 yards passing ... #25 Georgia, 2013 (415)
 Had 300 yards passing ... vs. #5 Missouri [SECCG], 2013 (303)
 Had 60 or more pass attempts ... Washington State, 2013 (65)
 Had 50 or more pass attempts ... #24 Ole Miss, 2013 (50)
Had 40 or more pass attempts ... at #20 Kansas State, 2014 (40)
 Had 30 or more pass completions ... #25 Georgia, 2013 (33)
 Had 25 or more pass completions ... #25 Georgia, 2013 (33)
 Had four or more TDs passing ... at #7 Texas A&M, 2013 (4)
 Had three or more TDs passing ... vs. #5 Missouri [SECCG], 2013 (3)
 Had five passes intercepted ... Northwestern [Outback], 2009 (5)
 Had four passes intercepted ... Northwestern [Outback], 2009 (5)

Had 600 yards total offense ... at #7 Texas A&M, 2013 (602)
 Had 500 yards total offense ... vs. #5 Missouri [SECCG], 2013 (534)
 Had 400 yards total offense ... vs. #5 Missouri [SECCG], 2013 (534)
 Had five or more fumbles ... South Carolina, 2005 (5)
 Lost four or more fumbles ... Mississippi State, 2002 (4)
 Had four or more turnovers ... ULM, 2010 (3 fum/1 int)

Returned a punt for a TD ... LSU, 2005 (Skyler Green, 66)
 Returned a kickoff for a TD ... vs. #1 Florida State [BCSNC], 2013 (Kermit Whitfield, 100)
 Returned an interception for a TD ... Tennessee, 2013 (Jacques Smith, 18)
 Returned a fumble for a TD ... vs. #5 Missouri [SECCG], 2013 (E.J. Gaines, 11)
 Returned a blocked punt for a TD ... Mississippi State, 2009 (Robert Elliott, 10)

Blocked an Auburn punt ... Mississippi State, 2009
 Blocked an Auburn field goal ... #25 Georgia, 2013 (Leonard Floyd)
 Blocked an Auburn PAT ... at Tennessee, 2013 (Daniel McCullers)
 Had a successful on-side kick ... Ole Miss, 2010 (Andrew Ritter/Fon Ingram)

Held Auburn to 300 yards total offense ... Alabama, 2012 (163)
 Held Auburn to 200 yards total offense ... Alabama, 2012 (163)
 Held Auburn to 150 yards total offense ... Alabama, 2011 (140)
 Held Auburn below 100 yards rushing ... Alabama, 2013 (92)
 Held Auburn below 50 yards rushing ... Arkansas, 2012 (40)
 Held Auburn to negative yards rushing ... Tennessee, 1997 (-15)
 Held Auburn below 100 yds. passing ... vs. #1 Alabama, 2013 (97) (11-16 att)
 Held Auburn to 10 or fewer first downs ... Alabama, 2012 (7)

Had 10 or more penalties ... Mississippi State, 2011 (10)
Had 0 penalties ... at #20 Kansas State, 2014 (0)
 Had 100 or more yards in penalties ... Arkansas, 2007 (100)

Had two 100-yard rushers in a game ... Georgia, 2012 (Todd Gurley, 116; Keith Marshall, 105)
 Had two 100-yard receivers in a game ... Northwestern [Outback], 2009 (Andrew Brewer, 133; Drake Dunsmore, 120)
 Had a 200-yard receiver in a game ... at #7 Texas A&M, 2013 (Mike Evans, 11 receptions for 287 yards, 4 TDs)
 Had a 100-yard rusher and a 100-yard receiver ... vs. #5 Missouri [SECCG], 2013 (Henry Josey, 123 rush; Dorial Green-Beckham, 144 rec.)
 Had a 100-yard rusher and two 100-yard receivers ... Tulane, 2006 (Matt Forte, 117 rush; Preston Brown, 139 rec.; Damarcus Davis, 126 rec.)
 Did not have a turnover ... Alabama, 2013
 Scored a safety ... LSU, 2012
 Scored a two-point conversion ... vs. #5 Missouri [SECCG], 2013 (James Franklin rush)
 Had 40 minutes time of possession ... Georgia, 2011 (40:55)

Items in **BOLD** set during 2014 season**An Opposing Player**

Rushed for 200 yards in a game ... Andre Ellington, Clemson, 2012 (228)
 Rushed for 150 yards in a game ... Jeremy Hill, at #6 LSU, 2013 (184)
 Rushed for 100 yards in a game ... Henry Josey, #5 Missouri [SECCG], 2013 (123)

Passed for 500 yards in a game ... Mike Kafka, Northwestern [Outback], 2009 (532)
 Passed for 400 yards in a game ... Aaron Murray, #25 Georgia, 2013 (415)
 Passed for 350 yards in a game ... Aaron Murray, #25 Georgia, 2013 (415)
 Passed for 300 yards in a game ... James Franklin, #5 Missouri [SECCG], 2013 (303)
 Attempted 70 passes in a game ... Mike Kafka, Northwestern [Outback], 2009 (78)
 Attempted 60 passes in a game ... Connor Halliday, Washington State, 2013 (65)
 Attempted 50 passes in a game ... Connor Halliday, Washington State, 2013 (65)
 Attempted 40 passes in a game ... Jake Waters, at #20 Kansas State, 2014 (40)
 Completed 40 passes in a game ... Mike Kafka, Northwestern [Outback], 2009 (47)
 Completed 30 passes in a game ... Aaron Murray, #25 Georgia, 2013 (33)
 Threw three or more TD passes in a game ... James Franklin, #5 Missouri [SECCG], 2013 (3)

Had 500 yards total offense ... Johnny Manziel, at #7 Texas A&M, 2013 (502)
 Had 400 yards total offense ... Aaron Murray, #25 Georgia, 2013 (452)
 Had 350 yards total offense ... James Franklin, #5 Missouri [SECCG], 2013 (365)
 Accounted for 5 or more TDs ... Johnny Manziel, at #7 Texas A&M, 2013 (5)
 Accounted for 5 or more TDs in back-to-back seasons ... Johnny Manziel, #22 Texas A&M, 2012 (5), and at #7 Texas A&M, 2013 (5)
 Threw, Ran and Caught a TD in a game ... Bo Wallace, Ole Miss, 2012 (2 rush, 1 pass, 1 rec.)

Caught 10 or more passes ... Curry Sexton, at #20 Kansas State, 2014 (11)

Three or more players caught seven or more passes ... Sammy Watkins (10), DeAndre Hopkins (7), Dwayne Allen (7), Clemson, 2011

Had 200 yards receiving ... Mike Evans, at #7 Texas A&M, 2013 (287)

Had 100 yards receiving ... Curry Sexton, at #20 Kansas State, 2014 (121)

Caught four or more TD passes ... Mike Evans, at #7 Texas A&M, 2013 (4)
 Caught three or more TD passes ... Mike Evans, at #7 Texas A&M, 2013 (4)
 Caught two or more TD passes ... Dorial Green-Beckham, #5 Missouri [SECCG], 2013 (2)

Scored four TDs ... James Franklin, at #5 Missouri [SECCG], 2013 (3 pass, 1 rush)
 Scored three TDs ... James Franklin, at #5 Missouri [SECCG], 2013 (3 pass, 1 rush)

Had a 90-yard run ... Joe Adams, Arkansas, 2011 (92 [TD])
 Had an 80-yard run ... Jeff Scott, Ole Miss, 2010 (83) [TD]
 Had a 70-yard run ... Jeff Scott, Ole Miss, 2010 (83) [TD]
 Had a 60-yard run ... Henry Josey, #5 Missouri [SECCG], 2013 (65)
 Completed an 80-yard pass ... AJ McCarron to Amari Cooper, Alabama, 2013 (99)
 Completed a 70-yard pass ... AJ McCarron to Amari Cooper, Alabama, 2013 (99)
 Completed a 60-yard pass ... AJ McCarron to Amari Cooper, Alabama, 2013 (99)
 Completed a 50-yard pass ... James Franklin to Dorial Green-Beckham, #5 Missouri [SECCG], 2013 (55)

Kicked a 50-yard field goal ... Steve Lindsey, Ole Miss, 1997 (52)
 Had a 70-yard punt ... Blake McAdams, Mississippi State, 2007 (73)
 Had a 60-yard punt ... Sean Kelly, Florida Atlantic, 2013 (63)
 Made four or more FGs ... Chandler Catanzaro, Clemson, 2012 (4)
 Made three or more FGs ... Andrew Ritter, #24 Ole Miss, 2013 (3)

Missed three or more FGS ... Jack Cantele, at #20 Kansas State, 2014 (3)

Had an 80-yard kickoff return ... K. Whitfield, vs. #1 FSU [BCS], 2013 (100, TD)

Both Teams

Had a player return an interception for a touchdown ... Mississippi State, 2011 [AU Demetruce McNeal 43 yds; MSU Johnathan Banks 27 yds]
 Combined for 1,217 yards of total offense ... Auburn (615) at #7 Texas A&M (602), 2013 (1,217)
 Combined for 1,200 yards of total offense ... Auburn (677) vs. #5 Missouri [SECCG] (534), 2013 (1,211)
 Combined for 1,100 yards of total offense ... Auburn (677) vs. #5 Missouri [SECCG] (534), 2013 (1,211)
 Combined for 1,000 yards of total offense ... Auburn (677) vs. #5 Missouri [SECCG] (534), 2013 (1,211)
 Had both a 100-yard rusher and a 100-yard receiver ... at #6 LSU, 2013 [AU Tre Mason 132 rushing yds & Sammie Coates 139 receiving yds; LSU Jeremy Hill 184 rushing yds & Jarvis Landry 118 receiving yds]



CAREER STATS UPDATE

Receiving Yardage

Table with 4 columns: Player, Seasons, Rec, Yards. Lists 25 players including Terry Beasley, Tyrone Goodson, Karsten Bailey, Courtney Taylor, Emory Blake, Frank Sanders, Darvin Adams, Freddy Weygand, Lawyer Tillman, Rodgeriqu Smith, Byron Franklin, Ronney Daniels, Freddie Hyatt, Devin Aromashodu, Alexander Wright, Ben Obomanu, Thomas Bailey, Greg Taylor, Clifton Robinson, Tim Christian, Terrell Zachery, Sammie Coates, Willie Goshu, Marcel Willis, and Jimmy Phillips.

Table with 4 columns: Player, Seasons, Rec, Yards. Lists 10 players including Andy Fuller, Tommy Trott, Jeff Parks, and C.J. Uzomah.

Tight End Touchdown Receptions

Table with 4 columns: Player, Seasons, Rec, TD. Lists 10 players including Philip Lutzenkirchen, Robert Johnson, C.J. Uzomah, Andy Fuller, Cooper Wallace, Lorenzo Diamond, Dick Hayley, Tommy Trott, Gabe McKenzie, Cole Bennett, Jessie McCovery, Mike Edwards, and Robby Robinett.

Rushing Yardage

Table with 5 columns: Player, Seasons, Att, Avg, Yards. Lists 39 players including Bo Jackson, Carnell Williams, James Brooks, Joe Cribbs, Ben Tate, Tre Mason, Stephen Davis, Brent Fullwood, Ronnie Brown, Onterio McCalebb, Stacy Danley, Michael Dyer, James Joseph, Kenny Irons, James Bostic, Lionel James, Secdrick McIntyre, Fob James, Phil Gargis, Tommie Agee, Jimmy Sidle, Brad Lester, Joe Childress, Curtis Kuykendall, Rudi Johnson, Terry Henley, Tommy Lorino, Cam Newton, Monk Gafford, Mario Fannin, Mitzi Jackson, William Andrews, Nick Marshall, Ed Dyas, Fred Beasley, Tom Bryan, George Peoples, Tucker Frederickson, Cameron Artis-Payne, and Bobby Hoppe.

Yards Per Reception (min. 40 receptions)

Table with 5 columns: Player, Seasons, Rec, Yards, Yds/Rec. Lists 10 players including Alexander Wright, Byron Franklin, Sammie Coates, Freddy Weygand, Jimmy Phillips, Devin Aromashodu, Terry Beasley, Darvin Adams, Erk Russell, and Tyrone Goodson.

Touchdown Receptions

Table with 4 columns: Player, Seasons, Rec, TD. Lists 10 players including Terry Beasley, Ben Obomanu, Darvin Adams, Karsten Bailey, Emory Blake, Frank Sanders, Byron Franklin, Philip Lutzenkirchen, Lawyer Tillman, Ronney Daniels, Tyrone Goodson, Freddie Hyatt, and Sammie Coates.

Tight End Receiving Yardage

Table with 4 columns: Player, Seasons, Rec, Yards. Lists 5 players including Cooper Wallace, Robert Johnson, Philip Lutzenkirchen, Fred Baxter, and Victor Hall.

SEC Champions:

1957, 1983, 1987, 1988, 1989, 2004, 2010, 2013

SEC West Champions:

1997, 2000, 2001, 2002, 2004, 2005, 2010, 2013

2014 AUBURN FOOTBALL GAME NOTES



AUBURN OFFENSIVE CAREER BESTS

44 • CAMERON ARTIS-PAYNE

Rush Attempts ..26	Arkansas	8/30/14
Rush Yards.....177	Arkansas	8/30/14
Rush TD.....3	San José St.	9/6/14
Rush Long.....59	Western Carolina	10/12/13
Receptions.....2	at Kansas State	9/18/14
Rec. Yards.....31	at Kansas State	9/18/14
Rec. Long.....16	at Kansas State	9/18/14
AP Yards.....191	Arkansas	8/30/14

25 • PEYTON BARBER

Rush Attempts ...3	2x (last vs. LA Tech)	9/27/14
Rush Yards.....24	LA Tech	9/27/14
Rush Long.....14	Arkansas	8/30/14

4 • QUAN BRAY

Receptions.....6	at Mississippi State	9/8/12
Rec. Yards.....91	LA Tech	9/27/14
Rec. Long.....76	Mississippi State	9/14/13
Rec. TD.....2	LA Tech	9/27/14
AP Yards.....189	LA Tech	9/27/14
Kick Ret.....3	3x (last vs. Georgia)	11/16/13
Kick Ret Yds...72	Florida Atlantic	10/26/13
Kick Ret Long..40	at Texas A&M	10/19/13
Punt Ret.....3	6x (last vs. Miss St)	9/14/13
Punt Ret Yds...98	LA Tech	9/27/14
Punt Ret Long..76	LA Tech	9/27/14
Punt Ret. TD.....1	2x (last vs. LA Tech)	9/27/14
Completions.....1	ULM	9/15/12
Pass Attempts....1	ULM	9/15/12
Pass Yards.....34	ULM	9/15/12
Pass TDs.....1	ULM	9/15/12

39 • DANIEL CARLSON

Punts.....4	2x (last vs. LA Tech)	9/27/14
Punt Avg.....53.3	Arkansas	8/30/14
Long Punt.....62	Arkansas	8/30/14
Inside 20.....2	Arkansas	8/30/14
FG Attempts.....2	2x (last at Kansas State)	9/18/14
FGs Made.....2	at Kansas State	9/18/14
Career Long.....45	Arkansas	8/30/14
Touchbacks.....7	Arkansas	8/30/14

18 • SAMMIE COATES

Receptions.....5	at Texas A&M	10/19/13
Rec. Yards.....139	at LSU	9/21/13
Rec. Long.....88	at Arkansas	11/2/13
Rec. TD.....2	Florida Atlantic	10/26/13

10 • MARCUS DAVIS

Receptions.....6	Mississippi State	9/14/13
Rec. Yards.....43	Mississippi State	9/14/13
Rec. Long.....27	at Texas A&M	10/19/13
Rec. TD.....1	Arkansas State	9/7/13
Punt Ret.....2	2x (last vs. LA Tech)	9/27/14
Punt Ret Yds...31	LA Tech	9/27/14
Punt Ret Long..19	LA Tech	9/27/14

89 • JAYLON DENSON

Receptions.....1	4x (last vs. Miss State)	9/14/13
Rec. Yards.....17	2x (last vs. Miss State)	9/14/13
Rec. Long.....17	2x (last vs. Miss State)	9/14/13

23 • JOHNATHAN FORD

Rush Attempts ...4	Florida Atlantic	10/26/13
Rush Yards.....45	Western Carolina	10/12/13
Rush Long.....38	Western Carolina	10/12/13
Rush TD.....1	Western Carolina	10/12/13

11 • BRANDON FULSE

Receptions.....2	FAU	9/24/11
Rec. Yards.....11	FAU	9/24/11

20 • COREY GRANT

Rush Attempts ..10	Arkansas	8/30/14
Rush Yards.....146	Washington State	8/31/13
Rush TD.....1	7x (last vs. Arkansas)	8/30/14
Rush Long.....75	Washington State	8/31/13
Receptions.....2	at Arkansas	11/2/13
Rec. Yards.....9	at Arkansas	11/2/13
Rec. Long.....9	at Arkansas	11/2/13
Kick Ret.....2	2x (last vs. LA Tech)	9/27/14
Kick Ret Yds ...90	at Tennessee	11/9/13
Kick Ret TD.....1	at Tennessee	11/9/13
Kick Ret Long..90	at Tennessee	11/9/13
AP Yards.....146	Washington State	8/31/13

6 • JEREMY JOHNSON

Completions17	Western Carolina	10/12/13
Pass Attempts ..21	Western Carolina	10/12/13
Pass Yards.....243	Arkansas	8/30/14
Pass Yards (quarter)		
.....186	Arkansas (1st quarter)	8/30/14
Pass TDs.....4	Western Carolina	10/12/13
Interceptions....1	2x (last vs. FAU)	10/26/13
Pass Long.....67	Florida Atlantic	10/26/13
Rush Attempts...4	Florida Atlantic	10/26/13
Rush Yards.....26	Western Carolina	10/12/13
Rush TD.....1	San José St.	9/6/14
Rush Long.....16	Western Carolina	10/12/13

5 • RICARDO LOUIS

Receptions.....5	at LSU	9/21/13
Rec. Yards.....131	Georgia	11/16/13
Rec. Long.....73	Georgia	11/16/13
Rec. TDs.....1	4x (last at K State)	9/18/14
Rush Attempts...5	2x (last vs. Mizzou/SEC)	12/7/13
Rush Yards.....66	Georgia	11/16/13
Rush Long.....32	2x (last vs. Georgia)	11/16/13
Kick Ret.....2	2x (last vs. San José St.)	9/6/14
Kick Ret Yds ...45	San José St.	9/6/14
Kick Ret Lg.....40	San José St.	9/6/14
AP Yards.....197	Georgia	11/16/13

14 • NICK MARSHALL

Completions23	Mississippi State	9/14/13
Pass Attempts ..34	Mississippi State	9/14/13
Pass Yards.....339	Mississippi State	9/14/13
Pass Yards (quarter)		
.....151	Miss State (1st quarter)	9/14/13
Pass TDs.....3	LA Tech	9/27/14
Interceptions....2	Mississippi State	9/14/13
Pass Long.....88	at Arkansas	11/2/13
Rush Attempts ..20	at Texas A&M	10/19/13
Rush Yards.....214	Ole Miss	10/5/13
Rush Long.....62	Florida Atlantic	10/26/13
Rush TDs.....2	4x (last vs. Georgia)	11/16/13
Receptions.....1	Mississippi State	9/14/13
Rec. Yards.....37	Mississippi State	9/14/13
Rec. Long.....37	Mississippi State	9/14/13
AP Yards.....214	at Tennessee	11/9/13

82 • MELVIN RAY

Receptions.....3	Western Carolina	10/12/13
Rec. Yards.....77	Arkansas	8/30/14
Rec. TD.....1	2x (last vs. Arkansas)	8/30/14
Rec. Long.....50	vs. FSU/BCS	1/6/14

25 • TROVON REED

Receptions.....5	Florida Atlantic	5/24/11
Rec. Yards.....40	NMSU	11/3/12
Rec. Long.....40	NMSU	11/3/12
Rec. TD.....1	NMSU	11/3/12
Rush Attempts ..2	at Clemson	9/17/11
Rush Yds.....12	at Clemson	9/17/11
Rush Lg.....10	at Clemson	9/17/11
AP Yards.....62	Arkansas	10/6/12
Punt Ret.....3	Florida Atlantic	5/24/11
Punt Ret Yds ...14	Florida Atlantic	5/24/11
Punt Ret Lg.....9	2x (last vs. Miss State)	9/10/11

85 • MATT SHIEL

Punts.....1	2x (last vs. LA Tech)	9/27/14
Punt Avg.....35.0	at Kansas State	9/18/14
Punt Long.....35	at Kansas State	9/18/14
Inside 20.....1	LA Tech	9/27/14

8 • TONY STEVENS

Receptions.....3	Western Carolina	10/12/13
Rec. Yards.....47	Western Carolina	10/12/13
Rec. Long.....22	Western Carolina	10/12/13
Rec. TD.....1	Western Carolina	10/12/13

9 • ROC THOMAS

Rush Attempts ...9	San Jose St.	9/6/14
Rush Yards.....51	San Jose St.	9/6/14
Rush TD.....1	San Jose St.	9/6/14
Receptions.....1	LA Tech	9/27/14
Receiving Yds...11	LA Tech	9/27/14

10 • STANTON TRUITT

Receptions.....1	LA Tech	9/27/14
Receiving Yds...12	LA Tech	9/27/14

81 • C.J. UZOMAH

Receptions.....3	2x (last vs. Miss State)	9/14/13
Receiving Yds...90	Texas A&M	10/27/12
Rec. TDs.....1	5x (last vs. LA Tech)	9/27/14
Rec. Long.....38	Texas A&M	10/27/12
Completions.....1	at Georgia	11/12/11
Pass Attempts....1	3x (last at Georgia)	11/12/11
Pass Yards.....4	at Georgia	11/12/11
Pass TDs.....1	at Georgia	11/12/11

12 • JONATHAN WALLACE

Completions15	Georgia	11/10/12
Pass Attempts ..22	Georgia	11/10/12
Pass Yards.....181	Georgia	11/10/12
Pass TDs.....2	Texas A&M	10/27/12
Pass Long.....51	Alabama A&M	11/17/12
Rush Attempts ..13	Texas A&M	10/27/12
Rush Yards.....71	Texas A&M	10/27/12
Rush Long.....20	Florida Atlantic	10/26/13

1 • D'HAQUILLE WILLIAMS

Receptions.....9	Arkansas	8/30/14
Rec. Yards.....154	Arkansas	8/30/14
Rec. Long.....62	Arkansas	8/30/14
Rec. TDs.....1	3x (last vs. LA Tech)	9/27/14



AUBURN DEFENSIVE CAREER BESTS

1 • MONTRAVIUS ADAMS
Tackles..... 6 San José St. 9/6/14
TFL.....3.0 San José St. 9/6/14
Sacks.....1.0 2x (last vs. San José St.) 9/6/14
FR.....1 LA Tech 9/27/14
INT.....1 LA Tech 9/27/14
INT Yards36 LA Tech 9/27/14

21 • MACKENRO ALEXANDER
Tackles..... 1 3x (last at Texas A&M) 10/19/13
TFL.....1.0 Arkansas State 9/7/13

98 • ANGELO BLACKSON
Tackles 5 New Mexico State 11/3/12
TFL.....2.0 New Mexico State 11/3/12
Sacks.....1.0 New Mexico State 11/3/12
FF 1 2x (last at Vanderbilt) 10/20/12
FR 1 LSU 9/22/12
Blocked Kicks ... 1 3x (last vs. ULM) 9/15/12

50 • BEN BRADLEY
Tackles..... 3 San José St. 9/6/14
TFL.....1.0 3x (last vs. San José St.) 9/6/14
Sacks.....1.0 Washington State 8/31/13

95 • ELIJAH DANIEL
Tackles..... 2 at LSU 9/21/13
Sack1.0 2x (last at Tennessee) 11/9/13
TFL.....1.0 2x (last at Tennessee) 11/9/13
Hurries 3 Ole Miss 10/5/13

28 • T.J. DAVIS
Tackles 2 Arkansas State 9/7/13

33 • KENNY FLOWERS
Tackles..... 3 San José St. 9/6/14
TFL.....1.0 San José St. 9/6/14
FF 1 San José St. 9/6/14

23 • JOHNATHAN FORD
Tackles..... 8 2x (last at Kansas State) 9/18/14
Interceptions..... 1 San José St. 9/6/14
TFL.....1.0 at Kansas State 9/18/14
PBU 1 2x (last at Kansas State) 9/18/14

17 • KRIS FROST
Tackles 7 vs. FSU/BCS 1/6/14
Sacks.....2.0 at Kansas State 9/18/14
TFL.....2.0 at Kansas State 9/18/14
FF.....1 2x (last at Kansas State) 9/18/14
FR.....1 at Arkansas 11/2/13

26 • JUSTIN GARRETT
Tackles..... 5 Samford 11/19/11
TFL.....1.0 2x (last vs. Miss. State) 9/14/13
PBU 1 Arkansas 8/30/14

22 • KHARI HARDING
Tackles..... 1 3x (last vs. LA Tech) 9/27/14

55 • KEYMIYA HARRELL
Tackles..... 2 New Mexico St. 11/3/12
TFL.....1.0 New Mexico St. 11/3/12
Sacks.....1.0 New Mexico St. 11/3/12

15 • JOSHUA HOLSEY
Tackles11 at Kansas State 9/18/14
Interceptions..... 1 vs. Washington St. 8/31/13
TFL.....1.0 2x (last at Alabama) 11/24/12
Deflections 1 6x (last vs. LA Tech) 9/27/14

21 • JONATHAN JONES
Tackles 7 at Ole Miss 10/13/12
Interceptions..... 1 at Kansas State 9/18/14
TFL.....1.0 Florida Atlantic 10/26/13
PBU 1 2x (last vs. LA Tech) 9/27/14
FF 1 LA Tech 9/27/14

59 • RAASHED KEENION
Tackles..... 1 LA Tech 9/27/14

29 • BRANDON KING
Tackles..... 3 at LSU 9/21/13

86 • DAVONTE LAMBERT
Tackles..... 2 2x (last at Kansas State) 9/18/14
Sacks.....1.0 2x (last at Kansas State) 9/18/14
TFL.....1.5 at Kansas State 9/18/14
PBU 1 LA Tech 9/27/14

55 • CARL LAWSON
Tackles..... 6 Ole Miss 10/5/13
Sacks.....2.0 Ole Miss 10/5/13
TFL.....3.5 Ole Miss 10/5/13
FF 1 Arkansas State 9/7/13

8 • CASSANOVA MCKINZY
Tackles12 at Vanderbilt 10/20/12
Sacks.....1.5 at LSU 9/21/13
TFL.....2.5 at LSU 9/21/13
FF 1 Arkansas 8/30/14
FR 1 at Vanderbilt 10/20/12
INT 1 at Arkansas 11/2/13

6 • JONATHAN MINCY
Tackles 9 at Arkansas 11/2/13
Interceptions..... 1 Western Carolina 10/12/13
Deflections 3 Washington St. 8/31/13
FF 1 at Mississippi State 9/8/12
FR 1 at South Carolina 10/1/11
TFL.....2.0 San José St. 9/6/14
Sacks.....1.0 2x (last vs. San José St.) 9/6/14

16 • JAVIERE MITCHELL
Tackles..... 5 Florida Atlantic 10/26/13

23 • DERRICK MONCRIEF
Tackles..... 2 at Kansas State 9/18/14

93 • JABRIAN NILES
Tackles..... 1 Western Carolina 10/12/13
Sack1.0 Western Carolina 10/12/13
TFL.....1.0 Western Carolina 10/12/13

10 • LADARIUS OWENS
Tackles..... 8 Arkansas State 9/7/13
TFL.....2.0 Arkansas State 9/7/13
Sacks.....1.0 3x (last at Texas A&M) 10/19/13
PBU 1 Arkansas 8/30/14

42 • GIMEL PRESIDENT
Tackles..... 5 San José St. 9/6/14
TFL.....1.5 LA Tech 9/27/14

25 • TROVON REED
Tackles..... 3 Arkansas 8/30/14
Interceptions..... 1 2x (last at Kansas State) 9/18/14
PBU 2 at Kansas State 9/18/14

14 • STEPHEN ROBERTS
Tackles..... 1 San José St. 9/6/14

19 • NICK RUFFIN
Tackles..... 3 LA Tech 9/27/14
PBU 1 LA Tech 9/27/14

43 • ANTHONY SWAIN
Tackles..... 8 Ole Miss 10/5/13
TFL.....1.0 Ole Miss 10/5/13
FR 1 vs. FSU/BCS 1/6/14

27 • ROBENSON THEREZIE
Tackles..... 8 at LSU 9/21/13
Deflections 1 2x (last vs. Washington St.) 8/31/13
Interceptions..... 2 vs. Washington St. 8/31/13
Interception TD 1 Ole Miss 10/5/13
TFL.....1.0 7x (last at Kansas State) 9/18/14
Sacks.....0.5 LA Tech 9/27/14
FF 1 Arkansas 8/30/14
FR 1 at Kansas State 9/18/14

47 • CAMERON TONEY
Tackles..... 2 San José St. 9/6/14

13 • MACK VANGORDER
Tackles..... 2 San José St. 9/6/14

99 • BRIAN WALSH
Tackles..... 1 Western Carolina 10/12/13

54 • JEFFREY WHITAKER
Tackles..... 4 2x (last vs. LSU) 9/22/12
Sacks.....0.5 Georgia 11/10/12
TFL.....1.0 Ole Miss 10/29/11
FF 1 vs. LSU 9/22/12

9 • JERMAINE WHITEHEAD
Tackles.....12 at Mississippi State 9/8/12
TFL.....1.0 5x (last vs. San José St.) 9/6/14
Sacks.....1.0 ULM 9/15/12
Interceptions..... 1 5x (last vs. San José St.) 9/6/14
INT TD..... 1 2x (last vs. Arkansas) 8/30/14
Deflections 2 2x (last vs. Alabama) 11/30/13
FR 1 2x (last vs. FAU) 10/26/13

30 • TRE' WILLIAMS
Tackles..... 7 LA Tech 9/27/14

90 • GABE WRIGHT
Tackles..... 8 at Alabama 11/24/12
TFL.....3.0 Ole Miss 10/5/13
Sacks.....2.0 Ole Miss 10/5/13
FF 1 at Arkansas 10/8/11
FR 1 at Arkansas 11/2/13

SEC Champions:
 1957, 1983, 1987, 1988, 1989, 2004, 2010, 2013
SEC West Champions:
 1997, 2000, 2001, 2002, 2004, 2005, 2010, 2013

2014 AUBURN FOOTBALL GAME NOTES



PAT DYE FIELD AT JORDAN-HARE STADIUM

Jordan-Hare Facts

Dedicated: 1939 (7,500)

Stadium Names

- 1939: Auburn Stadium
- 1949: Cliff Hare Stadium
- 1973: Jordan-Hare Stadium

Capacity:

- 1949: 21,500
- 1955: 34,500
- 1960: 44,500
- 1970: 61,261
- 1980: 72,169
- 1987: 85,214
- 2000: 85,612
- 2001: 86,063
- 2004: 87,451



Jordan-Hare Stadium is Auburn's showcase football stadium, which seats 87,451 with 70 luxury suites located between the lower level and upper deck on the East side.

The stadium was dedicated Nov. 30, 1939, with 7,500 seats. Ten years later, 14,000 more seats were added, and the stadium was named Cliff Hare Stadium (after a member of Auburn's first football team and eventual professor and dean of the School of Chemistry), although only 12 home games were played there over that 10-year span. Additional seats were added in 1955, 1960 and 1970. The West upper deck was completed in 1980; the East upper deck and suites were finished for the 1987 season. With the construction of a 30-foot by 74-foot Daktronics LED board in 2007, coming at a cost of \$2.9 million. Auburn was the first school in the SEC to install a high-definition video board display.

The facility was renamed Jordan-Hare Stadium in 1973, recognizing Hall of Fame coach Ralph "Shug" Jordan. The turf at Jordan-Hare Stadium was officially

named after Pat Dye, Auburn's Hall of Fame coach and athletics director, prior to the 2005 Iron Bowl. The Tigers posted a 99-39-4 record in 12 seasons under Dye from 1981-92, and won four SEC championships. Auburn's home games are now played at Pat Dye Field at Jordan-Hare Stadium.

On game days, Auburn's Pat Dye Field at Jordan-Hare Stadium becomes the sixth-largest city in the state of Alabama as Auburn has averaged at least 80,000 fans per game for the last 21 seasons. Since Jordan-Hare Stadium expanded to its current capacity prior to the 2004 season, the Tigers have tallied 33 sell-out games.

Pat Dye Field at Jordan-Hare Stadium is the nation's 11th-largest on-campus stadium with a capacity of 87,451. It is the sixth-largest in the SEC.

The Tigers have won 79.5 percent of their games in Jordan-Hare Stadium since its 1939 dedication hold an overall record of 299-74-7 there.

The 2014 season marks the 75th anniversary of Jordan-Hare.

Attendance Average

1993	81,062
1994	81,287
1995	81,181
1996	82,468
1997	83,545
1998	81,105
1999	80,905
2000	82,435
2001	85,448
2002	82,943
2003	85,203
2004	83,085
2005	84,161
2006	85,063
2007	84,689
2008	86,915
2009	84,614
2010	86,087
2011	85,792
2012	82,646
2013	85,656
2014	87,451

Largest On-Campus Stadiums

1. Michigan Stadium (Michigan)	109,901
2. Beaver Stadium (Penn State)	106,572
3. Neyland Stadium (Tennessee)	102,455
4. Ohio Stadium (Ohio State)	102,329
5. Bryant-Denny Stadium (Alabama)	101,821
6. Darrell K. Royal-Texas Memorial Stadium (Texas)	100,119
7. Sanford Stadium (Georgia)	92,746
8. Tiger Stadium (LSU)	92,542
9. Memorial (Nebraska)	92,000
10. Ben Hill Griffin Stadium (Florida)	88,548
11. Jordan-Hare Stadium (Auburn)	87,451
12. Kyle Field (Texas A&M)	82,600
13. Memorial (Clemson)	82,301
14. Bobby Bowden Field at Doak Campbell Stadium (Florida State)	82,300
15. Gaylord Family Oklahoma Memorial Stadium (Oklahoma)	82,112

33

Since Jordan-Hare Stadium expanded to its current capacity prior to the 2004 season, the Tigers have 33 sold-out games



COACHING STAFF ON THE FIELD




GUS MALZAHN
HEAD COACH



RODNEY GARNER
ASSOC. HEAD COACH/
DEFENSIVE LINE



RHETT LASHLEE
OFFENSIVE COORDINATOR/
QUARTERBACKS



CHARLIE HARBISON
CO-DEFENSIVE COORDINATOR/
SAFETIES



DAMEYUNE CRAIG
CO-OFFENSIVE COORDINATOR/
WIDE RECEIVERS



SCOTT FOUNTAIN
SPECIAL TEAMS COORDINATOR/
TIGHT ENDS




TIM HORTON
RUNNING BACKS



J.B. GRIMES
OFFENSIVE LINE

COACHING STAFF IN THE BOOTH



ELLIS JOHNSON
DEFENSIVE COORDINATOR/
LINEBACKERS



MELVIN SMITH
CORNERBACKS