

#LSU

@LSUfbal
 @LSUCoachMiles
 /LSUfootball
 @LSUfootball

LSU

2014 FOOTBALL

NATIONAL CHAMPIONS
1958 • 2003 • 2007

SEC CHAMPIONS
1935 • 1936 • 1958 • 1961 • 1970
1986 • 1988 • 2001 • 2003 • 2007 • 2011

GAME

4

Mississippi State

September 20, 2014
6:06 p.m. CT • ESPN
Baton Rouge, Louisiana
Tiger Stadium (102,321)

2014 SCHEDULES

#8/8 LSU (3-0, 0-0 SEC)

DATE	LSU RANK	OPPONENT	TV	RESULT/TIME
AUGUST (1-0)				
30	#13/13	vs. #14/14 Wisconsin	ESPN	W, 28-24
SEPTEMBER (2-0)				
6	#12/12	Sam Houston State	SECN	W, 56-0
13	#10/9	ULM	ESPNU	W, 31-0
20	#8/8	Mississippi State *	ESPN	6:06 p.m.
27		New Mexico State	SECN	6:30 p.m.
OCTOBER				
4		at Auburn *	TBA	TBA
11		at Florida *	TBA	TBA
18		Kentucky *	TBA	TBA
25		Ole Miss *	TBA	TBA
NOVEMBER				
8		Alabama *	TBA	TBA
15		at Arkansas *	TBA	TBA
27		at Texas A&M *	ESPN	6:30 p.m.
DECEMBER				
6		SEC Championship Game	CBS	3 p.m. Atlanta, Ga.

Mississippi State (3-0, 0-0 SEC)

DATE	OPPONENT	TV	RESULT/TIME
AUGUST (1-0)			
30	Southern Miss	SECN	W, 49-0
SEPTEMBER (2-0)			
6	UAB	FSN	W, 47-34
13	at South Alabama	ESPNews	W, 35-3
20	at #8/8 LSU *	ESPN	6:06 p.m.
OCTOBER (0-0)			
4	Texas A&M *	TBA	TBA
11	Auburn *	TBA	TBA
25	at Kentucky *	TBA	TBA
NOVEMBER (0-0)			
1	Arkansas *	TBA	TBA
8	UT-Martin	TBA	TBA
15	at Alabama *	TBA	TBA
22	Vanderbilt *	TBA	TBA
29	at Ole Miss *	TBA	TBA

ON THE AIR



LSU Sports Radio Network

Jim Hawthorne, play-by-play
Doug Moreau, analyst
Gordy Rush, sideline



ESPN

Brad Nessler, play-by-play
Todd Blackledge, analyst
Holly Rowe, sideline reporter



SEC Network (Replay)

Sunday, Sept. 21 at 6:30 p.m. CT
Monday, Sept. 22 at 4:30 a.m.
Tuesday, Sept. 23 at midnight

BREAKDOWN

LSU

Record 3-0, 0-0 SEC
Ranking No. 8 Associated Press
No. 8 Amway Coaches
Last Game Sept. 13 in Baton Rouge, Louisiana
def. ULM, 31-0
Head Coach Les Miles
Career Record 126-45/14th year
LSU Record 98-24/10th year
Miles vs. MSU 9-0
vs. Mullen 5-0
LSU vs. MSU 71-33-3



Mississippi State

Record 3-0, 0-0 SEC
Ranking NR Associated Press
NR Amway Coaches
Last Game Sept. 13 in Mobile, Ala.
def. South Alabama, 35-3
Head Coach Dan Mullen
Career Record 39-28/6th year
MSU Record 39-28/6th year
vs. LSU 0-5
vs. Miles 0-5



NEXT UP

Top 10 LSU Opens SEC Play Against Mississippi State

LSU opens Southeastern Conference play on Saturday when the No. 8 Tigers host undefeated Mississippi State (3-0, 0-0) at 6 p.m. in Tiger Stadium. The game is the featured telecast on ESPN this week with Brad Nessler (pxp), Todd Blackledge (analyst), and Holly Rowe (sideline) on the call. LSU (3-0, 0-0) ran its winning streak to six straight overall and to 11 in a row in Tiger Stadium with the 31-0 victory over ULM last week. Coupled with the 56-0 win over Sam Houston State in week 2, the Tigers have posted back-to-back shutouts for the first time since 1985, and it's the first consecutive shutouts in Tiger Stadium for LSU since 1941. LSU goes into the Mississippi State game having held opponents without points for 31 consecutive possessions - a streak that spans 147 minutes and 24 seconds of game time - and for nine quarters. LSU has won 14 straight over Mississippi State and 21 of the last 22 against the Bulldogs. State's last win over LSU came in 1999 in Starkville (17-16) and its last win in Tiger Stadium came in 1991 (28-19). Mississippi State is coming off a 35-3 win over South Alabama last week. It's the first time that LSU and Mississippi State both come into the contest with unblemished records this deep into a season (3 games) since 1919. LSU coach **Les Miles** is now 98-24 in 10 years with the Tigers. He's the second-winningest coach in school history, trailing only Charles McClendon (137 wins in 18 years). Offensively, LSU is averaging 38.3 points and 440.3 total yards (226.3 rushing, 214.0 passing) per game. QB **Anthony Jennings** is now 4-0 as a starter, and he's completed 27-of-52 passes for 566 yards and 5 TDs with just one interception. RB **Kenny Hilliard** leads the Tigers with 215 yards and 3 TDs. He's followed by a pair of freshmen in **Leonard Fournette** (162 yards, 2 TDs) and **Darrel Williams** (102 yards, 3 TDs). WR **Travin Dural** leads LSU with 12 catches for 370 yards and 4 scores. Defensively, LSU leads the SEC in total yards allowed (205.7), pass defense (94.3 ypg) and scoring defense (8.3 ppg). LSU has yet to allow a passing TD, and the Tigers have given up only 3 TDs all season. DB **Dwayne Thomas** leads LSU with 16 tackles, while DE **Danielle Hunter** has 15 tackles and 2.5 TFL.

STORYLINES

- LSU is 43-3 in night games in Tiger Stadium under **Les Miles**. LSU's record improves to 43-2 in Saturday night home games under Miles with only two losses coming to No. 1 ranked teams - Florida in 2009 and Alabama in 2012.
- WR **Travin Dural** has 19 career receptions and 16 of those catches have resulted in a TD or a first down. Dural is averaging a league-best 30.8 yards per reception this year (12 rec., 370 yards, 4 TDs).
- LSU's defense has gone 31 straight possessions without allowing a point. The streak dates back to Wisconsin's first possession of the second half in the season-opener. LSU's shutout streak spans 9 quarters.
- True freshmen have accounted for 7 of LSU's 15 TDs so far (RB **Darrel Williams** 3, RB **Leonard Fournette** 2, WR **Malachi Dupre** 1, QB **Brandon Harris** 1).
- LSU has played 17 true freshmen through the first 3 weeks of the season, that's the most for any true freshman class under **Les Miles**.
- LSU won its 400th game in Tiger Stadium last week vs. ULM. LSU is 400-144-18 all-time in Tiger Stadium.
- With the win over Wisconsin, LSU has won 22 games under **Les Miles** when trailing in the fourth quarter. Of those 22 wins, 15 have come against teams ranked in the Top 25.
- LSU is 34-3 in games played in September under **Les Miles**. LSU has won 24 straight September games in Tiger Stadium and the Tigers are 24-1 in September games at home under Miles. The only loss came to Tennessee in 2005. Other two September losses for Miles came at Auburn in 2006 and at Georgia last year.
- LSU will be playing its 70th straight game as a Top 25 team on Saturday vs. Mississippi State, a streak that dates back to the season-opener in 2009. LSU has played 120 of 122 games under **Les Miles** ranked in the Top 25.
- LSU's streak of consecutive weeks in the AP Top 25 is now at 85, the second-longest active streak in college football behind Alabama. It's also the longest stretch in school history.

New Mexico State Week

22

MONDAY

Miles Press Luncheon

11:30 a.m. - Athletic Building, 5th Floor

1:45 p.m. - Player Interviews (Indoor Facility)

Practice

4 p.m. - McClendon Practice Facility (Closed)

6:30 p.m. - Player Interviews

23

TUESDAY

Practice

4 p.m. - McClendon Practice Facility (Closed)

6:30 p.m. - Player Interviews

24

WEDNESDAY

SEC Teleconference

10 a.m. Miles on call

Practice

4 p.m. - McClendon Practice Facility (Closed)

6 p.m. - Miles post practice interview (Team Room)

Miles Radio Show

7 p.m. - TJ Ribs (Acadian)

25

THURSDAY

Practice

4 p.m. - McClendon Practice Facility (Closed)

26

FRIDAY

Walk Through

27

SATURDAY

GameDay

LSU vs. New Mexico State Tiger Stadium
6:30 p.m. CT • SECN

Post Game

Coach Miles is available following the game in the press conference room.

Players will immediately follow in press conf. room

28

SUNDAY

Off Day

No media availability

LSU Media Services

Les Miles Interviews

Monday Press Luncheon

LSU coach Miles meets with the media each Monday of game week in the press conference room, which is located on the fifth floor of the LSU Athletic Administration Building. Lunch is served at 11:30 a.m. (CT) followed by comments from the Coach Miles at 12:30 p.m. (CT). Media members can park in Lot 104 (formerly Lot F) on campus, which is located off Nicholson Drive in front of the track stadium. A transcript of coach Miles' opening statement as well as the question and answer session can be found on the Internet at www.LSUsports.net.

Listen To Les Miles' Weekly Press Conference

Members of the media can access the audio portion of Coach Miles' Weekly Press Luncheon each Monday starting at 12:10 p.m. CT at www.LSUsports.net/live or over the radio in the Baton Rouge area on 104.5 FM.

SEC Teleconference

The 14 SEC coaches are featured on a weekly teleconference each Wednesday at 10 a.m. (CT) during the regular season. Coach Miles speaks for 10 minutes starting at 10 a.m. Contact the LSU Sports Information Department to obtain the phone number to access the call.

Wednesday Post Practice

Coach Miles meets with the media immediately after practice on Wednesday's during the regular season in the Team Room of the LSU Operations Center. This interview takes place at approximately 6 p.m. each week.

LSU Player Interviews

LSU players are available to the media three times during a typical game week - Mondays, Tuesdays and following the game on Saturday. Interview requests for the Monday and Tuesday media opportunities should be made at least 24 hours in advance and emailed to Michael Bonnette (mbonnet@lsu.edu) and Jake Terry (jterry9@lsu.edu). Members of the media are not permitted to contact players on their cell phones under any circumstance.

Following the Press Luncheon

LSU players will be made available at either 1 p.m. or 2 p.m. (CT) following head coach Les Miles' Press Luncheon each Monday afternoon at the Indoor Football Facility. Requests must be made on (or prior to) the Sunday following the game. Interview start times vary based on weekly schedule.

Post Practice

LSU players are available after practice on Monday and Tuesday by appointment at the Indoor Football Facility. These interviews are held at approximately 6 p.m. on Monday and 6:30 p.m. on Tuesday.

LSU Video Newsfeed

LSU will be distributing video interviews and other highlights via FTP during the 2014 season. A link to download the newsfeed each will be emailed to members of the media each Monday afternoon during the season. Email Michael Bonnette at mbonnet@lsu.edu to be placed on the distribution list.

WHO TO CONTACT

Sports Information Office

(225) 578-8226

Michael Bonnette • Sr. Assoc. AD/Sports Info Director

E-mail: mbonnet@lsu.edu • Twitter: @LSUBonnette

Jake Terry • Associate Sports Information Director

E-mail: jterry9@lsu.edu • Twitter: @LSUjake

Matt Dunaway • Associate Sports Information Director

E-mail: mdunaway@lsu.edu

LSU Director of Digital Media

Todd Politz - tpolitz@lsu.edu

SEC Network

Kevin Wagner - jwagne2@lsu.edu

LSU Television

John Schiebe - jschieb@lsu.edu
David Landry - landryd@lsu.edu
Lee Scioneaux

LSU Radio

Jim Hawthorne - lsuradio@lsu.edu

LSU Sports Information Mailing Address

LSU Box 25095
Baton Rouge, LA 70803

ON THE INTERNET

www.LSUsports.net/media

The Official Website of LSU Athletics is home to all the football information you need. Schedules, results, rosters, bios, statistics and game notes can be found and are always up to date. The GAMEDAY section, updated daily, has all relevant info for the upcoming game.

<http://media.lsusports.net>

Media can access images for all LSU athletic teams, including action shots, heads shots, logos, etc. To gain access to the high-resolution pictures, email Michael Bonnette. You will be assigned a login and password that will enable you to retrieve pictures. This service is for the media use only.

CollegePressBox.com

Collegepressbox.com is the official media website for SEC Football. Access and download weekly game notes, quotes, statistics, media guides, headshots, logos, flip cards and more for the conference and each of its member schools. Login information will be distributed to accredited media or you can apply for a password by sending an e-mail to password@collegepressbox.com.



LSU Football on Twitter & Facebook

[facebook.com/LSUfootball](https://www.facebook.com/LSUfootball)
twitter.com/LSUfball
twitter.com/LSUCoachMiles
twitter.com/LSUMediaAlerts
[instagram.com/LSUFootball](https://www.instagram.com/LSUFootball)
[LSUsports.net/fancage](https://www.LSUsports.net/fancage)



THE LES MILES FILE

Born: Nov. 10, 1953

Hometown: Elyria, Ohio

Wife: Kathy

Children: Kathryn "Smacker", Leslie Matthew, "Manny", Benjamin, and Macy Grace

College: Michigan, '76

Coaching Experience

1980-81	Assistant Coach	Michigan
1982-86	Assistant Coach	Colorado
1987-94	Assistant Coach	Michigan
1995-97	Assistant Coach	Oklahoma State
1998-00	Assistant Coach	Dallas Cowboys
2001-04	Head Coach	Oklahoma State
2005-pres.	Head Coach	LSU

LES MILES NOTABLES

98-24	Overall Record at LSU
60-5	Record vs. Unranked Teams
59-7	Record in Tiger Stadium
52-20	Record in SEC Regular Season Games
38-19	Record vs. Top 25 Teams
35-12	Record vs. SEC Western Division (Reg. 5)
29-7	Record in SEC Home Games
23-13	Record in SEC Road Games
22	Fourth Quarter/Overtime Comeback Wins For LSU Since 2005
14-14	Record vs. Top 10 Teams
15	Number of wins over coaches who have won a national title *
6-3	Record in Bowl Games
2-1	Record in BCS Bowl Games
1	BCS National Championship
2	SEC Championships

* - Came against Philip Fulmer (twice), Urban Meyer (three times), Larry Coker, Steve Spurrier (three times), Nick Saban (three times), Gene Chizik (twice) and Jim Tressel.

Les Miles

2011 NATIONAL COACH OF THE YEAR • 10TH SEASON

It's called the "Miles Method" and it's the mission of LSU football program under 10th-year head coach Les Miles. The "Miles Method" lays the foundation for the organization and it calls for LSU to run the finest football program in the country, one where players can have an experience that's second to none and gives them every opportunity to compete for championships on the field, earn a degree and grow personally by giving back to the community.

In his 10th year, the "Miles Method" has proved to be a winning formula as the Tigers have won more games than any program in the Southeastern Conference over that span (98), while capturing a pair of SEC titles (2007, 2011), played in nine bowl games, including the BCS National Championship Game twice. LSU won the BCS title in 2007, a year after beating Notre Dame in the Sugar Bowl.

Since Miles took over in 2005, LSU has registered five top 10 finishes with three coming in the top five, won double-figure games seven times, produced 20 first-team All-Americans and had players win 11 national awards. LSU also leads the SEC with 60 NFL Draft picks during that span, which includes 13 first round selections. LSU led the nation with nine NFL Draft picks in 2014, which tied the school record set in 2013.

Miles has climbed to second in school history in career victories with 98, trailing only Charles McClendon, who won 137 games in 18 years with the Tigers. Miles is also the only coach in LSU history to beat Auburn, Florida and

Alabama in same season - and he's done it now three times - and in 2005, he became the only first-year coach in SEC history to lead a team to the league's title game.

In the classroom, 188 football players have earned their degree since Miles took over, and two out of the last three years LSU has ranked No. 2 in the SEC in graduation rates, trailing only Vanderbilt. Under Miles, LSU has produced over 150 players who have earned SEC Academic Honor Roll status.

LSU's community service presence is impactful as football players routinely donate time giving back to the Baton Rouge area through a variety of avenues, including appearances at schools, hospitals and many other charitable causes. It's through these community service ventures that Miles and his team get a better understanding of what it means to wear an LSU uniform and the impact that can be made on those who are less fortunate.

As Miles heads into his 10th season with the Tigers and coming off a recruiting class that was ranked No. 2 in the nation, the foundation for LSU football is stronger than ever. With wins coming at a record-setting pace, graduation rates among the best for any public university in the SEC, and with seven-straight recruiting classes rated among the top 10 in the nation, including the nation's No. 1 group in 2009, Miles and the Tigers continue to solidify their standing as one of the premier programs in college football, setting a standard that has the rest of the nation chasing.

BY THE NUMBERS: LES MILES AT LSU

	2005	2006	2007	2008	2009	2010	2011	2012	2013	2014	TOTALS
vs. Unranked teams	6-0	8-0	5-1	6-2	8-1	6-0	5-0	7-0	6-1	2-0	60-5
vs. Top 25 teams	5-2	3-2	7-1	2-3	1-3	5-2	8-1	3-3	3-2	1-0	38-19
vs. Top 10 teams	2-1	2-2	3-0	1-2	0-3	1-1	3-1	1-2	1-2	0-0	14-14
SEC Regular Season	7-1	6-2	6-2	3-5	5-3	6-2	8-0	6-2	5-3	0-0	52-20
vs. SEC Western Division	5-0	4-1	4-1	2-3	3-2	3-2	5-0	5-1	4-2	0-0	35-12
vs. SEC Eastern Division	2-1	2-1	2-1	1-2	2-1	3-0	3-0	1-1	1-1	0-0	17-8
SEC home games	3-1	4-0	3-1	1-3	3-1	4-0	4-0	3-1	4-0	0-0	29-7
SEC road games	4-0	2-2	3-1	2-2	2-2	2-2	4-0	3-1	1-3	0-0	23-13
All home games	5-1	8-0	6-1	5-3	6-1	7-0	6-0	7-1	7-0	2-0	59-7
All road games	5-0	2-2	4-1	2-2	3-2	2-2	5-0	3-1	1-3	0-0	27-13
Neutral Site games	1-1	1-0	2-0	1-0	0-1	2-0	2-1	0-1	2-0	1-0	12-4
Bowl games	1-0	1-0	1-0	1-0	0-1	1-0	0-1	0-1	1-0	0-0	6-3

THE LES MILES RECORD

YEAR	SCHOOL	OVERALL RECORD	CONF. RECORD	NOTES
2001	Oklahoma State	4-7	2-6	
2002	Oklahoma State	8-5	5-3	Houston Bowl Champions
2003	Oklahoma State	9-4	5-3	
2004	Oklahoma State	7-5	4-4	
2005	LSU	11-2	7-1	No. 5, SEC West Champions
2006	LSU	11-2	6-2	No. 3, Sugar Bowl Champions
2007	LSU *	12-2	6-2	National Champions, SEC Champs
2008	LSU	8-5	3-5	Chick-fil-A Bowl Champions
2009	LSU	9-4	5-3	No. 17, Capital One Bowl
2010	LSU	11-2	6-2	No. 8, Cotton Bowl Champions
2011	LSU	13-1	8-0	No. 2, SEC Champions, BCS
2012	LSU	10-3	6-2	No. 12, Top 10 entire regular season
2013	LSU	10-3	5-3	No. 14, Outback Bowl Champions
2014	LSU	3-0	0-0	
TOTALS (14th year)		126-45	68-36	
LSU Record (10th year)		98-24	52-20	
Oklahoma State Record (four years)		28-21	16-16	

* - SEC and National Champions

TRACKING THE TIGERS

WEEK	AP	COACHES	HARRIS	CFP
Preseason	13	13	--	--
Week 2 (9/2)	12	12	--	--
Week 3 (9/7)	10	9	--	--
Week 4 (9/14)	8	8	--	--

ASSOCIATED PRESS POLL

RK.	TEAM	REC.	POINTS
1.	Florida State (37)	2-0	1466
2.	Oregon (17)	3-0	1424
3.	Alabama (1)	3-0	1346
4.	Oklahoma (2)	3-0	1325
5.	Auburn	2-0	1252
6.	Texas A&M (3)	3-0	1195
7.	Baylor	3-0	1134
8.	LSU	3-0	1114
9.	Notre Dame	3-0	917
10.	Ole Miss	3-0	840
11.	Michigan State	1-1	832
12.	UCLA	3-0	807
13.	Georgia	1-1	729
14.	South Carolina	2-1	718
15.	Arizona State	3-0	680
16.	Stanford	2-1	560
17.	USC	2-1	459
18.	Missouri	3-0	446
19.	Wisconsin	1-1	414
20.	Kansas State	2-0	326
21.	BYU	3-0	246
22.	Clemson	1-1	209
23.	Ohio State	2-1	204
24.	Nebraska	3-0	172
25.	Oklahoma State	2-1	126

AMWAY COACHES POLL

RK.	TEAM	REC.	POINTS
1.	Florida State (50)	2-0	1502
2.	Alabama (1)	3-0	1408
3.	Oregon (6)	3-0	1399
4.	Oklahoma (4)	3-0	1390
5.	Auburn	2-0	1297
6.	Baylor	2-0	1179
7.	Texas A&M	3-0	1159
8.	LSU	3-0	1107
9.	Notre Dame	3-0	966
10.	UCLA	3-0	861
11.	Michigan State	1-1	776
12.	Ole Miss	3-0	769
13.	Arizona State	3-0	732
14.	Georgia	1-1	693
15.	Stanford	2-1	561
16.	South Carolina	2-1	529
17.	Wisconsin	1-1	436
18.	Ohio State	2-1	402
19.	Missouri	3-0	382
20.	Kansas State	2-0	381
21.	USC	2-1	338
22.	Nebraska	3-0	325
23.	BYU	3-0	222
24.	Clemson	1-1	207
25.	North Carolina	2-0	128

GAMECENTER

Date/Time: Saturday, September 20 at 6:06 p.m. CT

Location: Baton Rouge, Louisiana – Tiger Stadium (102,321)

Television: ESPN/WatchESPN.com

Radio: LSU Sports Radio Network - 98.1 FM in Baton Rouge
Sirius Satellite Radio - ch. 84; XM Radio - ch. 84

Series Record: LSU leads, 71-33-3

Series Notes:

LSU and Mississippi State meet for the 108th time on Saturday with the Tigers leading the series, 71-33-3 ... It's the first time since 1919 that both LSU and Mississippi State go into the game with an unblemished record this deep (3 games) into the schedule ... LSU has more wins over Mississippi State than any other school in the SEC, and they've played the Bulldogs more than any other team in the league ... The series dates back to a 52-0 LSU win in 1896 ... LSU has won 14 straight and 21 of last 22 against Mississippi State, which includes 11 consecutive wins in Tiger Stadium ... The last time Mississippi State beat LSU came in 1999 when they posted a 17-16 victory in Starkville ... LSU's won 11 straight over the Bulldogs in Tiger Stadium, a streak that started with a 24-3 victory in 1992 ... Mississippi State's last win over LSU in Tiger Stadium came in 1991 by a 28-19 count ... This will be the 11th straight game vs. Mississippi State that LSU goes into the game ranked in the Top 25 ... During the current 14-game LSU winning streak, the Tigers have scored 40 or more points seven times, and they've gone for at least 30 points in all but two meetings ... Also during that stretch, LSU has limited Mississippi State to a touchdown or less seven times ... LSU coach Les Miles is 9-0 vs. Mississippi State, which includes a 4-0 record in Baton Rouge ... Miles has more wins (9) over Mississippi State than any other team he's faced as a head coach.

NOTEBOOK

Les Miles vs. The SEC

LSU coach **Les Miles** is 54-22 against SEC teams (all games) since taking over for the Tigers in 2005. The 54 wins include two victories in the SEC Championship Game, while two of the 22 losses include a defeat to Georgia in the 2005 SEC title game and the loss to Alabama in the 2012 BCS National Championship game. In games that count toward the SEC standings, Miles is 52-20. LSU is 29-7 under Miles in SEC home games, including a perfect 4-0 record in 2013.

September Success: LSU Has Not Lost a Home Game in September Since 2005

LSU is 34-3 in games played in September under **Les Miles**, including 24 straight September games in Tiger Stadium after the 31-0 victory against ULM on Sept. 13. Overall, LSU is 23-1 in September home games under Miles. The only loss came to Tennessee in 2005. The other two September losses for Miles came at Auburn in 2006 and at Georgia in 2013. LSU has played Mississippi State in September five times since 2005, and the Tigers are 5-0. The Tigers have started 4-0 in seven straight seasons, and LSU can make it eight consecutive with a win against the Bulldogs.

Magnolia State Tigers

Three Tigers hail from the state of Mississippi: junior cornerback **Jalen Collins** (Olive Branch), senior tight end **Travis Dickson** (Ocean Springs) and true freshman safety **Devin Voorhies** (Woodville). Dickson's brother, Richard, also played tight end at LSU from 2006-09. Dickson's dad, Dick Dickson, played at Mississippi State in 1976.

Dominant Defense Leads the Way for LSU: No Points Surrendered in Nine Straight Quarters, 31 Drives

Since trailing 24-7 during the third quarter against Wisconsin in the season opener, LSU has outscored its opponents 108-0, including back-to-back shutouts against Sam Houston State (56-0) and ULM (31-0). The Tigers' defense has not allowed a point in nine consecutive quarters and 31 straight possessions. The scoreless streak amounts to 147 minutes and 24 seconds of game action, the longest such streak since 1962-63 when LSU held opponents scoreless for 169:00 of action starting at 4:30 in the first quarter against Tulane on Nov. 24, 1962 and lasting until 0:30 left in the fourth quarter against Texas A&M on Sept. 21, 1963. LSU's current scoreless streak is the most in the same season since 1962 when the LSU defense held opponents scoreless for 195:24 that spanned the first quarter of the game against Miami on Oct. 13 and lasted through the second quarter of the Ole Miss game on Nov. 3.

LSU Records Back-to-Back Shutouts for First Time Since 1985

After beating Sam Houston State 56-0 and ULM 31-0, it marked the first time LSU has shut out opponents in back-to-back games since 1985 when the Tigers defeated Kentucky 10-0 on Oct. 19 and beat Ole Miss 14-0 on Nov. 2.

It is also the first time since...

- LSU recorded two straight shutouts at home since 1941 when the Tigers tied Mississippi State 0-0 on Oct. 11 and beat Rice 27-0 on Oct. 18.
- LSU had back-to-back shutouts in the same venue since the 1958 season in Tulane Stadium when the Tigers defeated Tulane 62-0 on Nov. 22 and beat Clemson 7-0 in the Sugar Bowl on Jan. 1, 1959.
- LSU earned wins in two straight shutouts in Tiger Stadium: Nov. 30, 1940 in a 14-0 win versus Tulane and Sept. 20, 1941 in a 25-0 victory against Louisiana Tech.
- LSU posted back-to-back shutout wins at Tiger Stadium in the same season since 1940: Oct. 19 vs. Mercer (40-0) and Oct. 26 vs. Vanderbilt (7-0).

LSU Defense Stout Against the Pass; Ranks First Nationally in Pass Defense Efficiency

Through three games LSU has only allowed 283 passing yards for an average of 94.3 yards per game through the air, a figure that ranks first in the Southeastern Conference and third nationally. What's more impressive is that the Tigers lead the nation in pass defense efficiency with a rating of 59.5. LSU opponents have only completed 33-of-82 passes and have thrown four interceptions.

Here are some notes on the defense after two games:

- LSU ranks first in the SEC and third nationally in total defense, giving up 205.7 yards per game.
- The Tigers are first in the SEC and second nationally in scoring defense at 8.0 points per game.
- LSU is second in the league and 10th nationally in third-down defense as opponents have only converted 25.6 percent of third downs (11-of-43).
- The Tigers are second in the league and ninth nationally in first downs defense having given up only 34 through three games (15 rushing, 14 passing, 5 by penalty).
- LSU is second in the SEC and third nationally in red zone defense at 50 percent. Opponents have reached the red zone four times and have only scored twice.
- LSU's two shutouts give the Tigers 258 all-time (including eight ties) and eight under **Les Miles**.
- LSU did not allow ULM to gain a first down by rushing. That's the first time the Tigers have accomplished the feat since Sept. 14, 2002 vs. Miami (OH).
- LSU only allowed six first downs by ULM, the lowest total since allowing six against Northwestern State on Sept. 10, 2011. The last time an LSU defense allowed less than six was Sept. 12, 1997 when Arkansas State only had five.
- LSU's seven sacks against Sam Houston State are the most in a game since Nov. 3, 2007 at Alabama when the Tigers recorded seven. The last time LSU had more than seven sacks in a game was Nov. 19, 1994 when LSU had nine vs. Tulane.
- In the opener, LSU held Wisconsin to 8-for-24 passing for 50 yards, no touchdowns and two interceptions. It is the first time LSU allowed 50 or fewer passing yards since Nov. 19, 2011 when the Tigers limited Ole Miss to 47 passing yards, and it ranks as the second-fewest total allowed since Sept. 11, 1999 when North Texas only had 10 yards passing.
- LSU only allowed 2.1 yards per pass attempt (50 yards on 24 attempts) against the Badgers, and that figure ranks as the lowest allowed during the **Les Miles** era at LSU and third lowest by the Tigers dating back to 1992.

Here are the three games with the lowest yards per pass attempt allowed since 1992:

Yds/Pass Attempt Avg.	Passing Comp.-Att., Yds.	Opponent
0.6	3-16, 10 yards	vs. North Texas on Sept. 11, 1999
2.0	8-26, 53 yards	vs. Louisiana-Lafayette on Oct. 5, 2002
2.1	8-24, 50 yards	vs. Wisconsin on Aug. 30, 2014

Shutdown Defense: LSU Holds ULM to a Long of 12 Yards

ULM's longest play from scrimmage against the LSU defense on Sept. 13 was a pass for a gain of 12 yards. That is the shortest "long pass" play by an LSU opponent since Nov. 27, 1993 when Arkansas' longest completion was 10 yards. It is also the first time that LSU did not allow a play from scrimmage of more than 12 yards since Nov. 13, 1971 when Mississippi State's longest play was a 12-yard pass. ULM's longest rush was a gain of six yards, the "shortest long" rush against LSU since the Tigers held Tulane to a long run of five yards on Nov. 20, 1976.

Travin Dural: LSU's Explosive Playmaker

Sophomore wide receiver **Travin Dural** has opened the 2014 season as one of the most explosive players in the country. Dural has caught 12 passes for 370 yards and four touchdowns this season for an average of 30.8 yards per reception. Sixteen of his 19 career catches have resulted in either a first down or touchdown.

- He currently ranks first in the SEC and fifth nationally with four touchdown receptions, and he is second in the league and seventh nationally in receiving yards (370). He is third in the SEC and 12th in the nation with 123.3 receiving yards per game.
- His 94-yard touchdown reception on the first play from scrimmage for LSU is a school record, breaking the previous long pass of 82 yards by Steve Ensminger to Carlos Carson in 1978 versus Georgia. The 94-yard TD pass tied LSU's longest offensive play from scrimmage as well as it matched a 94-yard rushing touchdown by Sal Nicolo at Rice on Oct. 4, 1952 and a 94-yard run by Jesse Fatheree at Georgia on Nov. 16, 1935.
- His 80-yard TD reception against Wisconsin in the opener ranks as the fourth-longest passing play in LSU history.
- He is only the second LSU player in history to score a touchdown on his first three receptions in a game. Dural caught three balls for three TDs against Sam Houston State. Carlos Carson had five catches for five TDs against Rice in 1977.
- Dural became the first Tiger to go over 100 receiving yards in his first career start since Dwayne Bowe hauled in five catches for 103 yards and one touchdown in his first start against Oregon State on Sept. 4, 2004.
- His 291 receiving yards were the most through the first two games of a season by any player in LSU history.

Here is a list of the LSU players with the most receiving yards through the first three games of a season in school history:

1. Michael Clayton	423 yards	2003
2. Josh Reed	384 yards	2001
3. Josh Reed	380 yards	2000
4. Todd Kinchen	378 yards	1990
5. Travin Dural	370 yards	2014

Anthony Jennings Leads the Nation in Passing Yards Per Completion

Sophomore quarterback **Anthony Jennings** has completed 27-of-52 passes for 566 yards and five touchdowns, and he has made the most of his throws. Jennings ranks first nationally in passing yards per completion at 20.96 and fifth

INDIVIDUAL HONORS

Kwon Alexander • 4 • LB

All-SEC Second Team (Coaches)
All-SEC Third Team (Media)

Vadal Alexander • 74 • OG

Outland Trophy Watch List
All-SEC Second Team (Coaches, Media)

La'el Collins • 70 • OT

Lombardi Award Watch List
Outland Trophy Watch List
Senior CLASS Award Candidate
Phil Steele All-America Second Team
Athlon Sports All-America Third Team
All-SEC First Team (Coaches, Media)

Colby Delahoussaye • 42 • PK

Groza Award Watch List
All-SEC Second Team (Coaches, Media)

Travin Dural • 83 • WR

Biletnikoff Award Watch List

Reid Ferguson • 50 • SNP

Phil Steele All-America Second Team

Leonard Fournette • 7 • RB/RS

Hornung Award Honor Roll (Week 3 vs. ULM)

Danielle Hunter • 94 • DE

All-SEC Third Team (Coaches)

Jamie Keehn • 38 • P

All-SEC Third Team (Coaches, Media)

Terrence Magee • 18 • RB

Doak Walker Award Watch List
All-SEC Second Team All-Purpose (Coaches, Media)

Jalen Mills • 28 • S

Lott IMPACT Trophy Watch List

Elliott Porter • 55 • C

Rimington Trophy Watch List

Jermauria Rasco • 59 • DE

All-SEC Third Team (Coaches, Media)

Rashard Robinson • 21 • CB

All-SEC Third Team (Coaches, Media)

Corey Thompson • 12 • S

All-SEC Second Team (Coaches)
All-SEC Third Team (Media)

Tre'Davious White • 16 • CB

Thorpe Award Watch List
Sports Illustrated All-America Second Team
Athlon Sports All-America Third Team
All-SEC Second Team (Coaches, Media)

TIGER TRENDS

	2014	Miles
August	1-0	4-0
September	2-0	34-3
October	0-0	25-8
November	0-0	27-9
December-January	0-0	8-4
LSU's Conference Record...		
at home	0-0	29-7
on the road	0-0	23-13
LSU's Non-Conference Record...		
at home	2-0	30-0
on the road	0-0	4-0
neutral	1-0	11-4
LSU vs. Ranked Opponents...		
at home	0-0	15-5
on the road	0-0	12-10
neutral	1-0	11-4
LSU's Record in Games...		
decided by 7 pts or less	1-0	32-13
decided by 3 pts or less	0-0	10-8
Away/neutral during day	0-0	16-11
Away/neutral at night	1-0	24-6
Home during day	0-0	15-4
Home at night	2-0	43-3
LSU's Record When Scoring...		
less than 20 points	0-0	7-12
20+ points	3-0	91-12
30+ points	2-0	68-5
LSU's Record When Allowing...		
14 or fewer points	2-0	56-3
24 or fewer points	3-0	85-9
25+ points	0-0	13-15
LSU's Record When...		
Leading after the 1st qtr	2-0	68-6
Trailing after the 1st qtr	1-0	14-15
Tied after the 1st qtr	0-0	16-3
Leading at halftime	2-0	77-7
Trailing at halftime	1-0	19-14
Tied at halftime	0-0	2-3
Leading after the 3rd qtr	2-0	80-6
Trailing after the 3rd qtr	1-0	15-17
Tied after the 3rd qtr	0-0	3-1
LSU's Record With...		
less than 300 yards total offense	0-0	10-14
300+ yards total offense	3-0	88-11
400+ yards total offense	1-0	45-5
500+ yards total offense	1-0	12-0
600+ yards total offense	0-0	1-0
less than 100 yards rush	0-0	5-15
100+ yards rushing	3-0	93-9
150+ yards rushing	2-0	77-5
200+ yards rushing	2-0	41-3
250+ yards rushing	1-0	19-1
less than 200 yards pass	1-0	42-13
200+ yards passing	2-0	56-11
300+ yards passing	0-0	9-2
350+ yards passing	0-0	2-1
400+ yards passing	0-0	0-0
LSU's Record When Allowing...		
less than 200 total yards	1-0	23-1
less than 300 total yards	2-0	69-4
less than 400 total yards	3-0	86-13
400+ yards total offense	0-0	12-11
less than 100 yards rush	2-0	57-4
100+ yards rush	1-0	41-20
less than 200 yards pass	3-0	67-9
less than 300 yards pass	3-0	90-20
300+ yards pass	0-0	8-4

nationally in passing yards per attempt at 10.9. This continues a trend started last season under LSU offensive coordinator **Cam Cameron**. In 2013, Zach Mettenberger ranked second nationally in both passing yards per completion (16.1) and passing yards per attempt (10.4).

National Leaders in Passing Yards Per Completion (Through Week 3)

1. Anthony Jennings, LSU - 20.96
2. Seth Russell, Baylor - 20.19
3. Justin Thomas, Georgia Tech - 19.40
4. Travis Wilson, Utah - 18.58
5. Rakeem Cato, Marshall - 18.33

National Leaders in Passing Yards Per Attempt (Through Week 3)

1. Seth Russell, Baylor - 12.3
2. Travis Wilson, Utah - 11.7
3. Marcus Mariota, Oregon - 11.4
4. Gunner Kiel, Cincinnati - 11.3
5. Anthony Jennings, LSU - 10.9

LSU Streak of Consecutive Weeks In AP Top 25 Reaches 85 Straight

LSU's streak of consecutive weeks in the AP Top 25 has reached 85, which ranks second to only Alabama in terms of current streaks. This marked the 14th consecutive season that the Tigers were ranked in the preseason polls as LSU came in at No. 13 in both the Associated Press and the Amway Coaches Top 25 polls. LSU has been ranked in both the Coaches and AP polls every week since the start of the 2009 season. Since **Les Miles** took over at LSU, the Tigers have been represented in the AP and Amway Coaches' Poll 146 of the 149 weeks. The exception came during the final three polls of the 2008 season. In addition, since the start of the 2002 season, LSU has played 155 of 159 games ranked in the top 25, including 120 of 122 games under Miles. LSU has a 96-22 record in games played as a Top 25 team under Miles. The only two games that LSU didn't play as a Top 25 team during the Miles era came in 2008 against Arkansas in the regular-season finale and Georgia Tech in the Chick-fil-A Bowl. LSU finished the 2013 season ranked No. 14 in the AP and Coaches polls. It was the fifth straight season the Tigers finished the year ranked. The following is a look at the longest current streaks for teams in the AP Top 25:

Team Consecutive Weeks In AP Poll

1. Alabama 101
2. LSU 85

Consecutive Final AP Poll Appearances

No.	Team	Last Year Out
7	Oregon	2006
6	Alabama	2007
5	LSU	2008

Tiger Stadium's New Look in 2014

Ranked annually as the top venue in college football, Tiger Stadium is in its 91st year dating back to 1924 when the stadium was built. It's also the 84th year of Saturday night football in Death Valley. LSU has put together an impressive 59-7 home record under **Les Miles**, which includes a 31-0 mark against non-conference foes. With a new capacity of 102,321 starting in 2014, Tiger Stadium ranks sixth nationally in total capacity. LSU owns a 400-144-18 (.728) all-time record in Tiger Stadium. Here are some of the key additions in the Tiger Stadium South End zone expansion:

- 320,000 total square feet
- 66 Premium suites
- 3,000 Club Seats
- Upper Concourse with 1,400 general public seats and space for standing room only patrons
- Two 40' X 70' HD video screens (with two new ribbon boards)
- Construction officially began Sept. 10, 2012, and the contract completion date was Aug. 22, 2014.

Anthony Jennings Orchestrates a Second Fourth-Quarter Comeback in His Young Career

- Sophomore quarterback **Anthony Jennings**, making only his second career start, calmly led LSU to victory after facing an 11-point fourth-quarter deficit to Wisconsin in the opener. It's the second time in his young career that he has guided LSU to a comeback win in the game's last stanza.
- Jennings finished the game 9-for-21 passing for 239 yards and two touchdowns, and he was 2-for-3 passing for 63 yards, including a 36-yard TD pass to **John Diarse** in the fourth quarter.

LSU Has 22 Fourth-Quarter Comebacks Under Les Miles

LSU has won 22 games under **Les Miles** despite trailing in the fourth quarter, including the season opener against Wisconsin. The Tigers rallied to overcome an 11-point fourth-quarter deficit to beat the Badgers, 28-24. The following is a look at LSU's fourth quarter comebacks under Miles, how many points the Tigers had to overcome in the final frame to win and the quarterback who engineered the comeback:

Year	Opponent	Situation	Results	QB
2005	at Arizona St.	scored TD with 1:13 left (LSU trailed 17-7 entering 4Q; LSU scored 28 4Q points)	W, 35-31	Russell
2005	Florida	scored TD with 12:35 left	W, 21-14	Russell

		(LSU trailed 17-14 in 4Q)		
2005	Auburn	kicked FG with 1:40 left to force OT (LSU trailed 17-14 with less than 5 minutes to play)	W, 20-17	Russell
2006	at Tennessee	scored TD with 9 seconds left (LSU trailed 24-21 with less than 8 minutes left in 4Q)	W, 28-21	Russell
2006	Ole Miss	scored TD with 14 sec. left to force OT (LSU trailed 20-7 with less than 9 minutes left in 4Q)	W, 23-20 OT	Russell
2007	Florida	scored TD with 1:06 left (LSU trailed 24-14 to start 4Q)	W, 28-24	Flynn
2007	Auburn	scored TD with :01 left (LSU trailed 24-23 with 3:12 left in the 4Q)	W, 30-24	Flynn
2007	Alabama	scored TD with 1:26 left (LSU trailed 34-27 with 4:53 left in 4Q)	W, 41-34	Flynn
2007	Tennessee	scored TD with 9:54 left (LSU trailed 14-13 with less than 10 minutes left in 4Q)	W, 21-14	Perrilloux
2008	at Auburn	scored TD with 1:03 left (LSU trailed 21-20 with 4:00 left in 4Q)	W, 26-21	Lee
2008	Troy	scored go-ahead TD with 4:50 left (LSU trailed 31-10 to start 4Q)	W, 40-31	Lee
2009	at Georgia	scored go ahead TD with 0:46 left (LSU trailed 13-12 with 1:09 left)	W, 20-13	Jefferson
2009	Arkansas	kicked FG w/ 4 sec. left to force OT (LSU trailed 30-27 with 1:18 left)	W, 33-30	Jefferson
2010	Tennessee	scored TD with 0:00 left in 4Q (LSU trailed from 11:34 left in game to final play)	W, 16-14	Lee/Jefferson
2010	at Florida	scored TD with 0:06 left in 4Q (LSU trailed 29-26 with 3:21 left in game)	W, 33-29	Lee
2010	Alabama	scored go ahead TD w/ 8:13 left in 4Q	W, 24-21	Jefferson
2010	Ole Miss	(LSU trailed 36-35 with 4:57 left in game)	W, 43-36	Jefferson
2011	at Alabama	trailed 6-3 to start 4Q	W, 9-6 OT	Jefferson
2012	South Carolina	kicked FG with 6:37 left to take lead (LSU trailed 14-10 entering 4Q)	W, 23-21	Mettenberger
2012	Ole Miss	scored go ahead TD w/15 seconds left in 4Q (LSU trailed 28-20 entering 4Q and 35-28 with 11:11 to play)	W, 41-35	Mettenberger
2013	Arkansas	scored go-ahead TD w/1:15 left in 4Q (LSU trailed 27-21 to start 4Q)	W, 31-27	Jennings
2014	vs. Wisconsin	scored go-ahead TD w/9:41 left in 4Q (LSU trailed 24-13 to start 4Q)	W, 28-24	Jennings

LSU Has FBS' Best Record When Trailing in the Fourth Quarter Since 2005

Since head coach **Les Miles'** first season at LSU in 2005, no team has a better record in games when trailing in the fourth quarter. Not only does LSU lead the nation with 22 comeback wins during that span, the Tigers are the only team to have a winning record when trailing in the final quarter.

Here is a look at the teams with the best record when trailing in the fourth quarter since 2005:

Team	W-L Record	Win Pct.
LSU	22-21	.512
Texas	18-31	.367
Ohio State	9-21	.300
Boise State	7-16	.304

LSU's Comeback Victory Against Wisconsin Ranks Fourth Among the School's Best Since 1960

LSU rallied from 17 point down in the fourth quarter to beat Wisconsin, 28-24. That ranks as the fourth-largest deficit the Tigers have overcome since 1960. Here is a list of the top five comeback wins based on largest deficit:

Date	Opponent	Largest Deficit	Final Score
11/15/08	Troy	28 (31-3 with 11:13 in 3rd Quarter)	40-31
10/29/77	vs. Ole Miss (Jackson)	21 (21-0 with 7:00 in 2nd Quarter)	28-21
09/07/96	Houston	20 (34-14 with 5:57 in 3rd Quarter)	35-34
08/30/14	vs. #14 Wisconsin (Houston)	17 (24-7 with 12:24 in 3rd Quarter)	28-24
11/03/79	vs. Ole Miss (Jackson)	17 (17-0 with 10:48 in 2nd Quarter)	28-24

LSU Extends FBS Record for Consecutive Non-Conference Regular Season Wins to 48

LSU increased its Football Bowl Subdivision (FBS) record for consecutive non-conference regular season wins to 48 after the Tigers defeated ULM, 31-0, in Tiger Stadium on Sept. 13. The streak dates back to the 2002 season and now includes eight wins over ranked opponents after beating No. 14 Wisconsin in the season opener. The Tigers broke the FBS record for consecutive non-conference regular season wins in 2012, surpassing the mark of Kansas State who claimed 39 straight from 1993-2003. The Tigers haven't lost a non-conference regular season game since falling at Virginia Tech, 26-8, in the

NON-CONFERENCE REGULAR SEASON WIN STREAK

LSU owns the nation's longest non-conference regular season winning streak, which stands at an NCAA FBS record 48 games. The last time the Tigers lost a non-conference regular season game was Sept. 1, 2002, at #16 Virginia Tech.

#	Opponent	Score	Location	Date
1.	The Citadel	35-10	Baton Rouge	9/7/02
2.	Miami (Ohio)	33-7	Baton Rouge	9/14/02
3.	UL-Lafayette	48-0	Baton Rouge	10/5/02
4.	UL-Monroe	49-7	Baton Rouge	8/30/03
5.	Arizona	59-13	Tucson, Ariz.	9/6/03
6.	Western Illinois	35-7	Baton Rouge	9/13/03
7.	Louisiana Tech	49-10	Baton Rouge	11/1/10
8.	Oregon State	22-21 (OT)	Baton Rouge	9/4/04
9.	Arkansas State	53-3	Baton Rouge	9/11/04
10.	Troy	24-20	Baton Rouge	10/23/04

(streak under Les Miles - 38 straight wins)

11.	#15 Arizona State	35-31	Tempe, Ariz.	9/10/05
12.	North Texas	56-3	Baton Rouge	10/29/05
13.	Appalachian State	24-0	Baton Rouge	11/5/05
14.	UL-Lafayette	45-3	Baton Rouge	9/2/06
15.	Arizona	45-3	Baton Rouge	9/9/06
16.	Tulane	49-7	Baton Rouge	9/23/06
17.	Fresno State	38-6	Baton Rouge	10/21/06
18.	#9 Virginia Tech	48-7	Baton Rouge	9/9/07
19.	Middle Tennessee	44-0	Baton Rouge	9/15/07
20.	Tulane	34-9	New Orleans	9/29/07
21.	Louisiana Tech	58-10	Baton Rouge	11/10/07
22.	Appalachian State	41-13	Baton Rouge	8/30/08
23.	North Texas	41-3	Baton Rouge	9/13/08
24.	Tulane	35-10	Baton Rouge	11/1/08
25.	Troy	40-31	Baton Rouge	11/15/08
26.	Washington	31-23	Seattle	9/5/09
27.	UL-Lafayette	31-3	Baton Rouge	9/19/09
28.	Tulane	42-0	Baton Rouge	10/31/09
29.	Louisiana Tech	24-16	Baton Rouge	11/14/09
30.	#18 North Carolina	30-24	Atlanta	9/4/10
31.	#21 West Virginia	20-14	Baton Rouge	9/25/10
32.	McNeese State	32-10	Baton Rouge	10/16/10
33.	UL-Monroe	51-0	Baton Rouge	11/13/10
34.	#3 Oregon	40-27	Arlington, Texas	9/3/11
35.	Northwestern St.	49-3	Baton Rouge	9/10/11
36.	#16 West Virginia	47-21	Morgantown	9/24/11
37.	Western Kentucky	42-9	Baton Rouge	11/12/11
38.	North Texas	41-14	Baton Rouge	9/1/12
39.	Washington	41-3	Baton Rouge	9/8/12
40.	Idaho	63-14	Baton Rouge	9/15/12
41.	Towson	38-22	Baton Rouge	9/29/12
42.	#20 TCU	37-27	Arlington, Texas	8/31/13
43.	UAB	56-17	Baton Rouge	9/7/13
44.	Kent State	45-13	Baton Rouge	9/14/13
45.	Furman	48-16	Baton Rouge	10/26/13
46.	#14 Wisconsin	28-24	Houston, Texas	8/30/14
47.	Sam Houston State	56-0	Baton Rouge	9/6/14
48.	ULM	31-0	Baton Rouge	9/13/14

The Streak: By The Numbers

1,925-519
outscored opponents

1,544-313
outscored opponents at home

1,518-414
outscored opponents under Les Miles

8
wins over ranked teams

12
wins over major BCS conference opponents

28
times the opponent has been held to 10 points or less

LSU VS. TOP 25 UNDER LES MILES (38-19)

2005 (5-2)

Opponent	LSU Rank	Results
at #15 Arizona State	#5	W, 35-31
#10 Tennessee	#4	L, 30-27 OT
#11 Florida	#10	W, 21-17
#17 Auburn	#7	W, 20-17 OT
at #3 Alabama	#5	W, 16-13 OT
#13 Georgia	#3	L, 34-14 in SECCG
#10 Miami	#9	W, 40-3 in Peach Bowl

2006 (3-2)

Opponent	LSU Rank	Results
at #3 Auburn	#6	L, 7-3
at #5 Florida	#9	L, 23-10
at #8 Tennessee	#13	W, 28-24
at #5 Arkansas	#9	W, 31-26
#11 Notre Dame	#4	W, 41-14 in Sugar Bowl

2007 (7-1)

Opponent	LSU Rank	Results
#9 Virginia Tech	#2	W, 48-7
#12 South Carolina	#2	W, 28-16
#7 Florida	#1	W, 28-24
at #17 Kentucky	#1	L, 40-37 OT
#18 Auburn	#5	W, 30-24
at #17 Alabama	#17	W, 41-34
#14 Tennessee	#5	W, 21-14 in SECCG
#1 Ohio State	#2	W, 38-24 in BCS Game

2008 (2-3)

Opponent	LSU Rank	Results
at #9/10 Auburn	#6	W, 26-21
at #11 Florida	#3	L, 51-21
#9 Georgia	#11	L, 52-38
#1 Alabama	#15	L, 27-21 OT
#14 Georgia Tech	NR	W, 38-3 in Chick-fil-A Bowl

2009 (1-3)

Opponent	LSU Rank	Results
at #18/14 Georgia	#4	W, 20-13
#1 Florida	#4	L, 13-3
#3 Alabama	#9	L, 24-15
#11/9 Penn State	#13	L, 19-17 in Capital One Bowl

2010 (5-2)

Opponent	LSU Rank	Results
#18 North Carolina	#21/16	W, 30-24
#22/21 West Virginia	#15/12	W, 20-14
at #14/12 Florida	#12/9	W, 33-29
at #5 Auburn	#6	L, 24-17
#5 Alabama	#12/11	W, 24-21
at #12 Arkansas	#6	L, 31-23
#18 Texas A&M	#11	W, 41-24 in Cotton Bowl

2011 (8-1)

Opponent	LSU Rank	Results
#3 Oregon	#4	W, 40-27
at #25 Mississippi State	#3	W, 19-6
at #16 West Virginia	#2/3	W, 47-21
#17/18 Florida	#1/2	W, 41-11
#19/23 Auburn	#1/2	W, 45-10
#2 Alabama	#1	W, 9-6
#3 Arkansas	#1	W, 41-17
#12/14 Georgia	#1	W, 42-10 in SECCG
#2 Alabama	#1	L, 21-0 in BCS Game

2012 (3-3)

Opponent	LSU Rank	Results
at #10/11 Florida	#4/3	L, 14-6
#3 South Carolina	#9/8	W, 23-21
at #20/19 Texas A&M	#6	W, 24-19
#1 Alabama	#5	L, 21-17
#22/23 Miss. State	#9/8/7	W, 37-17
#14/13 Clemson	#9/7	L, 24-25

2013 (3-2)

Opponent	LSU Rank	Results
vs. #20 TCU	#12/13	W, 37-27
at #9/10 Georgia	#6	L, 44-41
#17 Florida	#10/11	W, 17-6
at #1 Alabama	#10/12	L, 38-17
#9/10 Texas A&M	#18/19	W, 34-10

2014 (1-0)

Opponent	LSU Rank	Results
vs. #14 Wisconsin	#13/13	W, 28-24

2002 season opener in Blacksburg, Va., on Sept. 1. **Les Miles** has accounted for 38 of the 48 wins during the streak, and he is 38-0 all-time in non-conference regular season games in his tenure at LSU. Former coach Nick Saban accounted for the 10 other victories from 2002-04. Under Miles, the Tigers have outscored non-conference regular season opponents a combined 1,925-519. Here is a look at the top four in FBS all-time consecutive non-conference regular season wins:

Team	Years	Win Streak
1. LSU	2002-present	48
2. Kansas State	1993-2003	39
3. Miami	1985-88	36
4. Wisconsin	2003-13	35

LSU Is 44-2 In Non-Conference Games Under Les Miles

LSU holds a 44-2 record in non-conference games in **Les Miles'** tenure. LSU's only two non-conference losses under Miles came against Penn State in the Capital One Bowl to end the 2009 season and to Clemson in the Chick-fil-A Bowl on Dec. 31, 2012. Of the 44 wins under Miles against non-conference opponents, 13 have come against Top 25 teams, 36 have come by double-digits and LSU has scored 40 or more points in 26 of the 44 games.

LSU's 52-7 Under Les Miles When Winning The Turnover Battle

LSU is 52-7 under **Les Miles** when winning the turnover battle. Against ranked teams under Miles, LSU is 22-5 when having fewer turnovers than its opponent. LSU defeated No. 14 Wisconsin, 28-24, and forced two Badgers' turnovers while only committing one. The only seven losses for the Tigers under Miles when having fewer turnovers than their opponent have come against Alabama and Clemson in 2012, Arkansas in 2008, Arkansas and Kentucky in 2007, Auburn in 2006 and Tennessee in 2005. In Miles' tenure at LSU, the Tigers have a combined turnover margin of +62. LSU was +20 in 2011 and +16 in 2012.

Colby Delahoussaye Picks Up Where He Left Off; Ranks Second Nationally in Career FG Percentage

Sophomore placekicker **Colby Delahoussaye**, a semifinalist for the Lou Groza Award as a redshirt freshman in 2013, continued his outstanding accuracy to open the 2014 season. He has nailed all three field goal attempts in 2014. He currently ranks No. 2 nationally in career field goal percentage at 94.1 (minimum 15 attempts among active players according to the NCAA). For his career, he is now 16-of-17 in field goals, including a perfect 4-for-4 mark on attempts from 40-49 yards. Last year as a freshman, Delahoussaye shattered the LSU record for most consecutive field goals to start a career by converting his first nine attempts. The previous record was seven straight by David Browndyke in 1986.

Active Career Field Goal Percentage National Leaders (Minimum 15 Attempts)

1. Roberto Aguayo, So., Florida State - 96.4 percent (27-of-28)
2. Colby Delahoussaye, So., LSU - 94.1 percent (16-of-17)
3. Michael Geiger, So., Michigan State - 90.0 percent (18-of-20)
4. Jared Roberts, Sr., Colorado State - 86.5 percent (32-of-37)
5. Mike Hunnicutt, Sr., Oklahoma - 85.9 percent (67-of-78)

The Aussie Punting Connection

Since the 2011 season, LSU has had the unique connection of having an Australian native punter. Brad Wing, a native of Melbourne, was a 2011 first-team All-American and served as the Tigers' punter in 2012 as well. Junior **Jamie Keehn** took over punting duties in 2013 and will retain the starting position this season. Keehn, a native of Queensland, is the second-oldest player on the LSU team after turning 25 on August 4. Only walk-on senior defensive back **Luke Boyd** is older at 27. Keehn did not play high school football and did not start punting until August 2011. Wing and Keehn did not know each other until both arrived at LSU. Keehn, a preseason third team All-SEC selection, is averaging 44.4 yards per punt and has placed 10 of his 17 punts inside the 20-yard line through the first three games of the 2014 season.

LSU Has Scored 20 Special Teams TDs In Les Miles Era

LSU has recorded 20 special teams touchdowns under **Les Miles**, including the most recent one when **Odell Beckham Jr.** became the first player in school history to return a missed field goal for a touchdown in 2013. Beckham caught a missed 59-yard field goal in the third quarter of the UAB game and raced a school-record 109 yards (statistically 100 yards) for the score. Under Miles, LSU has returned 11 punts for touchdowns, 3 kickoffs for touchdowns, 2 blocked field goals returned for touchdowns, 1 blocked punt return for a TD, 1 return on a fumbled punt, 1 on a fake field goal and 1 on a missed field goal. LSU has scored at least one special teams touchdown in all nine previous seasons under Miles. LSU is 18-1 in games when scoring a special teams touchdown. The following is a breakdown of LSU's special teams touchdowns under Miles:

Year	Opponent	Play	Results
2013	UAB	Odell Beckham Jr. 100-yard missed field goal return	LSU def. UAB, 56-17
2012	Ole Miss	Odell Beckham Jr. 89-yard punt return	LSU def. Ole Miss, 41-35
	North Texas	Odell Beckham Jr. 70-yard punt return	LSU def. North Texas, 41-14
2011	Georgia	Tyrann Mathieu 62-yard punt return	LSU def. Georgia, 42-10
	Arkansas	Tyrann Mathieu 92-yard punt return	LSU def. Arkansas, 41-17
	West Virginia	Morris Claiborne 99-yard kickoff return	LSU def. W. Va., 47-21
	Oregon	Tyrann Mathieu 3-yard return of a fumbled punt	LSU def. Oregon, 40-27
2010	North Carolina	Patrick Peterson 87-yard punt return	LSU def. No. Carolina, 30-24
	West Virginia	Patrick Peterson 60-yard punt return	LSU def. W. Va., 20-14

2009	Miss. State Ole Miss Arkansas	Chad Jones 93-yard punt return Patrick Peterson 53-yard return of a blocked FG Trindon Holliday 87-yard punt return	LSU def. Miss. State, 30-26 LSU lost Ole Miss, 25-23 LSU def. Arkansas, 33-30 (OT)
2008	North Texas	Trindon Holliday 92-yard punt return	LSU def. North Texas, 41-3
2007	South Carolina Ole Miss	Colt David 15-yard run on fake field goal Trindon Holliday 98-yard kickoff return	LSU def. South Carolina, 28-16 LSU def. Ole Miss, 41-24
2006	Fresno State Arkansas	Craig Davis 77-yard punt return Trindon Holliday 92-yard kickoff return	LSU def. Fresno State, 34-6 LSU def. Arkansas, 31-26
2005	Arizona State Arizona State Auburn	Mario Stevenson 55-yard return of a blocked FG Craig Steltz 29-yard return of a blocked punt Skyler Green 66-yard punt return	LSU def. Arizona State, 35-31 LSU def. Auburn, 20-17 (OT)

LSU Is 55-0 Under Miles When Rushing For 100-Yards and Holding Opponents To Less Than 100 Yards

One look at LSU's results in relation to rushing the football and it's easy to figure out that head coach **Les Miles** is a former offensive lineman who understands the importance of running the football. In 122 games under Miles, LSU's success is easy to predict when it comes to net rushing yards. Get to 100 yards rushing and LSU will more than likely win as the Tigers are 93-9 under Miles when that happens. Hold the opponent to fewer than 100 yards and the Tigers are 56-4. An even more telling stat is that when LSU rushes for 100-plus yards and holds the opponents to fewer than 100 yards, the Tigers are 55-0. The following is a look at LSU's rushing numbers during the Miles era and have the Tigers have fared in those games:

Year	LSU 100+	LSU 100-	Opp 100+	Opp 100-	LSU 100+/Opp 100-
2005	10-0	1-2	3-1	8-1	7-0
2006	10-0	1-2	5-0	6-2	6-0
2007	11-2	1-0	3-2	9-0	8-0
2008	8-3	0-2	2-5	6-0	6-0
2009	8-0	1-4	7-4	2-0	2-0
2010	11-2	0-0	7-1	5-0	5-0
2011	13-0	0-1	4-1	8-0	9-0
2012	9-1	1-2	4-2	6-1	6-0
2013	10-1	0-2	6-3	4-0	4-0
2014	3-0	0-0	1-0	2-0	2-0
Totals	93-9	5-15	42-19	56-4	55-0

LSU is 41-4 Under Les Miles When A Running Back Reaches 100-Yards

LSU is 41-4 under **Les Miles** when a running back reaches 100 yards in a game. Of the running backs who make up the 2014 roster, LSU has seven career 100-yard games to its credit. **Kenny Hilliard** has four, and **Terrence Magee** has three. Hilliard ran for 110 yards in LSU's 28-24 victory over Wisconsin in the opener. LSU's only four losses under Miles when having a back reach the 100-yard mark came vs. Clemson in 2012 (Jeremy Hill, 124 yards), Alabama in 2012 (Hill, 107 yards); Georgia in 2008 (Charles Scott, 144 yards) and Arkansas in 2007 (Jacob Hester, 126 yards).

30 Tigers Have Seen Their First Career Playing Time Through Three Games

LSU reloaded its roster yet again after losing a nation's best nine players to the 2014 NFL Draft. A total of 30 Tigers have seen the field for the first time through two games, including 17 true freshmen: 33 **Jamal Adams** (special teams/defense), 48 **Donnie Alexander** (special teams: punt return), 90 **Maquedius Bain** (DT), 30 **John Battle** (S), 53 **Logan Boudreaux** (special teams), 82 **D.J. Chark** (WR), 98 **Deondre Clark** (DE), 9 **John Diarse** (WR/special teams), 14 **Trent Domingue** (special teams: kickoff), 15 **Malachi Dupre** (WR), 72 **Andy Dodd** (C), 7 **Leonard Fournette** (RB/special teams: kickoff return), 3 **Clifton Garrett** (special teams), 39 **Russell Gage** (special teams/CB), 36 **Cameron Gamble** (special teams), 99 **Greg Gilmore** (DT), 57 **Davon Godchaux** (DT), 6 **Brandon Harris** (QB), 97 **Frank Herron** (DT), 44 **Colin Jeter** (TE), 63 **K.J. Malone** (OL), 47 **John David Moore** (special teams), 24 **Ed Paris** (special teams), 93 **M.J. Patterson** (DE), 8 **Trey Quinn** (WR/special teams), 87 **Kevin Spears** (WR), 10 **Austin Suits** (special teams), 58 **Sione Teuhema** (DE), 35 **Devin Voorhies** (special teams/S) and 34 **Darrel Williams** (RB).

Seven First-Time Starters

Seven LSU players have made their first career starts this season (3 on offense, 2 on defense). DT **Davon Godchaux**, LB **Deion Jones** and LB **Duke Riley** became the latest when they made their first starts against ULM. Godchaux is also the second true freshman to start this year, joining wide receiver **Trey Quinn**.

Game	No. First-Time Starters (Players)
vs. #14 Wisconsin	4 (WR T. Dural, RG H. Fanaika, DT C. LaCouture, WR T. Quinn)
Sam Houston State	None
ULM	3 (DT D. Godchaux, LB D. Jones, LB D. Riley)

LSU Features Four College Graduates on the Roster

Four current LSU players have already earned their undergraduate degree at the university. **Evan Washington** graduated in spring 2014, and **Connor Neighbors**, **Justin Maclin** and **Elliott Porter** graduated in summer 2014. Washington earned his degree in interdisciplinary studies, while Neighbors earned his in general business and Maclin and Porter graduated with sport administration degrees.

CAREER GAMES PLAYED/STARTED

Player	2010	'11	'12	'13	'14	Total
Jamal Adams, S	--	--	--	--	3/0	3/0
Donnie Alexander, LB	--	--	--	--	3/0	3/0
Kwon Alexander, LB	--	--	7/2	13/9	2/2	22/13
Vadal Alexander, OG	--	--	13/9	13/13	3/3	29/25
Jonah Austin, OG	--	--	--	7/0	2/0	9/0
Maquedius Bain, DT	--	--	--	--	2/0	2/0
John Battle, S	--	--	--	--	1/0	1/0
Kendell Beckwith, LB	--	--	--	12/0	3/0	15/0
Josh Boutte, OT	--	--	--	8/0	3/0	11/0
Tashawn Bower, DE	--	--	--	6/0	3/0	9/0
D.J. Chark, WR	--	--	--	--	2/0	2/0
Deondre Clark, DE	--	--	--	--	3/0	3/0
Jalen Collins, CB	--	--	13/1	13/2	3/3	29/6
La'el Collins, OT	--	7/0	13/13	12/12	3/3	35/28
Colby Delahoussaye, PK	--	--	--	13/0	3/0	16/0
John Diarse, WR	--	--	--	--	3/0	3/0
Travis Dickson, TE	--	6/0	12/1	12/1	3/0	33/2
Andy Dodd, C/OL	--	--	--	--	2/0	2/0
Trent Domingue, PK	--	--	--	--	3/0	3/0
Malachi Dupre, WR	--	--	--	--	2/0	2/0
Travin Dural, WR	--	--	--	12/0	3/3	15/3
Hoko Fanaika, OG	--	--	--	12/0	3/3	15/3
Ronnie Feist, LB	--	--	5/0	--	2/0	7/0
Reid Ferguson, SNP	--	--	13/0	13/0	3/0	29/0
Leonard Fournette, RB	--	--	--	--	3/0	3/0
Cameron Gamble, PK	--	--	--	--	3/0	3/0
Clifton Garrett, LB	--	--	--	--	1/0	1/0
Greg Gilmore, DT	--	--	--	--	1/0	1/0
Davon Godchaux, DT	--	--	--	--	3/1	3/1
Dillon Gordon, TE	--	--	13/0	13/12	3/3	29/15
Brandon Harris, QB	--	--	--	--	3/0	3/0
Jerald Hawkins, OT	--	--	--	13/13	3/3	16/16
Frank Herron, DT	--	--	--	--	2/0	2/0
Kenny Hilliard, RB	--	13/0	12/1	12/0	3/3	40/4
Danielle Hunter, DE	--	--	12/0	13/10	3/3	28/13
Rickey Jefferson, S	--	--	--	7/1	3/0	10/1
Anthony Jennings, QB	--	--	--	9/1	3/3	12/4
Colin Jeter, TE	--	--	--	--	2/0	2/0
Mickey Johnson, DT	--	--	1/0	4/0	1/0	6/0
Deion Jones, LB	--	--	13/0	13/0	3/1	29/1
Melvin Jones, FB	--	--	--	9/0	2/0	11/0
Jamie Keehn, P	--	--	2/0	13/0	3/0	18/0
Christian LaCouture, DT	--	--	--	13/0	3/3	16/3
Quantavious Leslie, WR	--	--	--	4/0	1/0	5/0
Lamar Louis, LB	--	--	11/5	13/0	2/2	26/7
Justin Maclin, DE	1/0	--	2/0	5/0	2/0	10/0
Terrence Magee, RB	--	5/0	9/0	13/0	3/0	30/0
K.J. Malone, OL	--	--	--	--	2/0	2/0
Ronald Martin, S	--	3/0	13/1	8/7	3/3	27/11
Jalen Mills, S	--	--	13/13	13/13	3/3	29/29
John David Moore, FB	--	--	--	--	3/0	3/0
Lewis Neal, DE	--	--	--	10/0	3/0	13/0
Connor Neighbors, FB	1/0	4/0	13/0	13/7	3/3	34/10
Ed Paris, CB	--	--	--	--	3/0	3/0
M.J. Patterson, DE	--	--	--	--	2/0	2/0
Ethan Pocic, C	--	--	--	6/1	2/2	8/3
Elliott Porter, C	--	--	10/1	12/12	1/1	23/14
Trey Quinn, WR	--	--	--	--	3/2	3/2
Jermauria Rasco, DE	--	9/0	13/0	13/13	3/3	38/16
Duke Riley, LB	--	--	--	13/0	3/1	16/1
Rashard Robinson, CB	--	--	--	12/2	2/0	14/2
DeSean Smith, TE	--	--	--	13/0	3/0	16/0
Kevin Spears, WR	--	--	--	--	2/0	2/0
Logan Stokes, TE	--	--	--	13/3	2/1	15/4
Sione Teuhema, DE	--	--	--	--	2/0	2/0
Dwayne Thomas, CB	--	--	3/0	11/0	3/0	17/0
Quentin Thomas, DT	--	--	3/0	11/1	3/2	17/3
Corey Thompson, S	--	--	13/0	10/5	--	23/5
Devin Voorhies, S	--	--	--	--	2/0	2/0
Evan Washington, OT	--	--	--	13/1	3/0	16/1
D.J. Welter, LB	--	7/0	1/0	13/13	3/3	24/16
Tre'Davious White, DB	--	--	--	13/11	3/3	16/14
Darrel Williams, RB	--	--	--	--	2/0	2/0



TIGERS IN THE NFL (Week 2)

Name	Pos.	Team
Joe Barksdale	OT	St. Louis Rams
Lamin Barrow	LB	Denver Broncos
Odell Beckham Jr.	WR	New York Giants
Alfred Blue	RB	Houston Texans
Dwayne Bowe	WR	Kansas City Chiefs
Michael Brockers	DT	St. Louis Rams
Ron Brooks	CB	Buffalo Bills
Morris Claiborne	CB	Dallas Cowboys
Ryan Clark	S	Washington Redskins
Glenn Dorsey**	DE	San Francisco 49ers
Lavar Edwards	DE	Dallas Cowboys
Ego Ferguson	DT	Chicago Bears
Matt Flynn	QB	Green Bay Packers
Jeremy Hill	RB	Cincinnati Bengals
Trindon Holliday**	WR/KR	New York Giants
Tyson Jackson	DE	Atlanta Falcons
Ricky Jean Francois	DT	Indianapolis Colts
Anthony Johnson	DT	Miami Dolphins
Donnie Jones	P	Philadelphia Eagles
Brandon LaFell	WR	New England Patriots
Jarvis Landry	WR	Miami Dolphins
LaRon Landry	S	Indianapolis Colts
Bennie Logan	DT	Philadelphia Eagles
Craig Loston	S	Jacksonville Jaguars
Tyrann Mathieu	DB	Arizona Cardinals
Danny McCray	S	Chicago Bears
Zach Mettenberger	QB	Tennessee Titans
Barkevious Mingo	LB	Cleveland Browns
Kevin Minter	LB	Arizona Cardinals
Sam Montgomery*	LB	Cincinnati Bengals
Patrick Peterson	CB	Arizona Cardinals
Rueben Randle	WR	New York Giants
Eric Reid	S	San Francisco 49ers
Stevan Ridley	RB	New England Patriots
Perry Riley	LB	Washington Redskins
Russell Shepard	WR	Tampa Bay Buccaneers
Kelvin Sheppard	LB	Miami Dolphins
Tharold Simon	CB	Seattle Seahawks
Trai Turner	OG	Carolina Panthers
Andrew Whitworth	OT	Cincinnati Bengals
Kyle Williams	DT	Buffalo Bills
Brad Wing	P	Pittsburgh Steelers
Al Woods	DT	Tennessee Titans
James Wright	WR	Cincinnati Bengals

* - Practice Squad

** - Injured Reserve

BOLD indicates players who played for Les Miles

Colleges with the Most Active NFL Players (Week 1)

1. LSU - 38
2. USC - 37
3. Alabama - 36
4. Georgia - 34
- t5. Florida - 33
- t5. Florida State - 33

True Freshmen Play Big Roles at LSU Under Les Miles

LSU coach **Les Miles** has never shied away from playing true freshmen. In his 10 years with the Tigers, a total of 100 true freshmen have seen action for LSU, including 17 so far in 2014. Not only have 100 true freshmen played in their inaugural season at LSU since 2005, but 29 of those players started at least once during their freshman season.

Here's the list of true freshmen who have played in their first year at LSU:

Year (Total number) Name

2005	(2)	LB Darry Beckwith and RB Steven Korte
2006	(10)	WR/RS Trindon Holliday, RB Charles Scott, DB Danny McCray, LB Jacob Cutrera, LB Perry Riley, TE Richard Dickson, WR Chris Mitchell, WR Jared Mitchell, DT Al Woods, and RB Keiland Williams.
2007	(7)	PK Josh Jasper, PK Andrew Crutchfield, LT Jarvis Jones, RT Joseph Barksdale, WR Terrence Toliver, DB Chad Jones, DT Drake Nevis.
2008	(8)	CB Patrick Peterson, CB Brandon Taylor, LB Ryan Baker, DB Karnell Hatcher, OT Greg Shaw, WR Deangelo Peterson, QB Jordan Jefferson, DB Derrick Bryant
2009	(6)	WR Rueben Randle, S Craig Loston, DT Josh Downs, CB Morris Claiborne, QB/WR Russell Shepard, FB Dominique Allen
2010	(12)	RB Alfred Blue, WR Kadron Boone, CB Tyrann Mathieu, FB Connor Neighbors, S Eric Reid, DB Tharold Simon, S Ronnie Vinson, RB Spencer Ware, WR James Wright, LB Luke Muncie, DE Justin Maclin, FB J.C. Copeland
2011	(9)	WR Odell Beckham Jr., OG La'el Collins, PK James Hairston, RB Kenny Hilliard, DT Anthony Johnson, WR Jarvis Landry, RB Terrence Magee, DE Jermauria Rasco, S Ronald Martin
2012	(15)	LB Kwon Alexander, OT Vadal Alexander, CB Jalen Mills, P Jamie Keehn, S Jerquinick Sandolph, LB Deion Jones, SNP Reid Ferguson, DL Danielle Hunter, LB Ronnie Feist, LB Lorenzo Phillips, S Corey Thompson, TE Dillon Gordon, CB Dwayne Thomas, LB Lamar Louis, RB Jeremy Hill.
2013	(14)	LB Kendell Beckwith, DE Tashawn Bower, RB Jeryl Brazil, OT Josh Boutte, DB Rickey Jefferson, QB Anthony Jennings, FB Melvin Jones, DT Christian LaCouture, DE Lewis Neal, C Ethan Pocic, LB Duke Riley, CB Rashard Robinson, TE DeSean Smith, CB Tre'Davious White
2014	(17)	S Jamal Adams, LB Donnie Alexander, S John Battle, WR D.J. Chark, DE Deondre Clark, WR Malachi Dupre, RB Leonard Fournette, CB Russell Gage, PK Cameron Gamble, LB Clifton Garrett, DT Davon Godchaux, QB Brandon Harris, CB Ed Paris, WR Trey Quinn, DE Sione Teuhema, S Devin Voorhies, RB Darrel Williams

Most True Freshmen Starters by Year Under Les Miles

2012:	6	(Kwon Alexander, Vadal Alexander, Reid Ferguson, Jeremy Hill, Lamar Louis, Jalen Mills)
2013:	5	(Rickey Jefferson, Anthony Jennings, Ethan Pocic, Rashard Robinson, Tre'Davious White)
2006:	4	(Jacob Cutrera, Richard Dickson, Charles Scott, Keiland Williams)
2010:	3	(Alfred Blue, Tyrann Mathieu, Eric Reid)
2011:	3	(Odell Beckham Jr., James Hairston, Jarvis Landry)
2007:	2	(Drake Nevis, Terrence Toliver)
2008:	2	(Jordan Jefferson, Deangelo Peterson)
2009:	2	(Dominique Allen, Rueben Randle)
2014:	2	(Davon Godchaux, Trey Quinn)
2005:	0	

Four LSU True Freshmen Score in the Same Game for the First Time in School History

When LSU beat Sam Houston State 56-0 on Sept. 6, something happened in the game that had previously never been accomplished in LSU history: Four true freshmen scored a touchdown in the same game. RB **Leonard Fournette** scored on a four-yard TD run in the first quarter, QB **Brandon Harris** scored on a 46-yard TD run in the second quarter, RB **Darrel Williams** scored on a one-yard TD run in the third quarter and WR **Malachi Dupre** hauled in an eight-yard TD pass from Harris in the fourth quarter. The previous high was three true freshmen against Rice on Sept. 25, 1982 when RB Dalton Hilliard, RB Gary James and TE Mitch Andrews scored touchdowns.

LSU Has Played 17 True Freshmen in 2014, Second-Most in the SEC

Through three games LSU has played a total of 17 true freshmen, a figure that ranks as the most in the 10 seasons under head coach **Les Miles**. The previous high for true freshmen in a season under Coach Miles was 15 in 2012. LSU's 17 currently ranks second this season among Southeastern Conference teams, only trailing Tennessee's 22 true freshmen. Here is a list of the most true freshmen played by SEC teams this season:

1. Tennessee - 22
2. LSU - 17
3. Texas A&M - 14
- t4. Arkansas - 12
- t4. Alabama - 12

No. 18 Tradition Passed Down to Terrence Magee

A tradition established in 2003 continues as senior running back **Terrence Magee** was voted to wear the No. 18 jersey for the 2014 season. Magee was presented the jersey by coach **Les Miles** following a vote of the coaching staff and former LSU No. 18s during the Tigers' first team meeting of fall camp on Sunday, Aug. 3. Magee is LSU's leading returning rusher after running for 626 yards and eight touchdowns a year ago. Jersey No. 18 was born when, in 2003, quarterback Matt Mauck guided LSU to its first national championship since 1958. His number became synonymous with success -- both on and off the field -- as well as a selfless attitude that has become the epitome of being an LSU football player. After his

final year with the Tigers, Mauck passed the jersey number down to running back Jacob Hester, who then helped LSU to another national title in 2007. Here is a look at the jersey No. 18s:

Years	Player	Position
2003	Matt Mauck	QB
2004-07	Jacob Hester	RB
2008-09	Richard Dickson	TE
2010	Richard Murphy	RB
2011	Brandon Taylor	S
2012	Bennie Logan	DT
2013	Lamin Barrow	LB
2014	Terrence Magee	RB

Les Miles Becomes Quickest LSU Coach To Reach 90 Wins

The following is a quick look at **Les Miles'** notable accomplishments during his nine-plus years and 122 games (98-24 record) as head coach of the Tigers:

- With the win over Mississippi State in 2013, Miles became the quickest LSU coach to reach 90 victories doing so in 112 games. It took Charles McClendon 124 games to reach that milestone.
- Also the fastest coach in LSU history to 10 wins (11 games), 20 wins (24 games), 30 wins (35 games), 40 wins (48 games), 50 wins (63 games), 60 wins (76 games), 70 wins (87 games), and 80 wins (98 games) in school history
- With 10 or more wins seven times at LSU, Miles joined Bear Bryant (13 at Alabama), Steve Spurrier (9 at Florida), Philip Fulmer (9 at Tennessee), Mark Richt (8 at Georgia) and Vince Dooley (7 at Georgia) as the only coaches in SEC history to have seven or more 10-win seasons at the same school.
- Led LSU to only 12-0 and 13-0 records in school history in 2011...Led LSU to first 11-0 start since 1958 in 2011.
- Led LSU to 10-1 start three times in a 6-year span from 2005-10 ('05, '07, '10)
- Only coach in LSU history to beat Auburn, Florida and Alabama in same season - and he's done it three times (2005, '07, '11)
- Only coach in LSU history to beat Florida and Tennessee in the regular season during the same year, doing it twice (2010, '11).
- Only first-year coach in SEC history to lead team to league's title game (2005).
- Has 15 wins over coaches who have won national titles.
- Coached LSU to 10-plus wins in four straight seasons - a first at the school - and to seven overall (the most at the school).
- Only coach in LSU history to lead Tigers to three straight top five final rankings (2005, 2006, 2007).

LSU Leads All Colleges With 38 Players on Week 1 NFL Rosters

LSU led all colleges with 38 players on NFL opening weekend rosters, the NFL announced at the conclusion of the first week of competition. The 38 active NFL players in week one put the Tigers ahead of Southern Cal (37), Alabama (36), Georgia (34), Florida (33) and Florida State (33). LSU also led the NFL in number of defensive tackles with six and was tied for most defensive backs with nine. LSU has two active punters in the NFL, which ties with Miami and Tennessee for the most in the league.

The following is a list of colleges with the most players on active NFL rosters for Week 1:

School	Active Players
LSU	38
Southern Cal	37
Alabama	36
Georgia	34
Florida	33
Florida State	33

LSU The New DBU

Since 2007, LSU leads the nation in number of defensive backs selected in the NFL Draft with 12. Alabama is the next closest with 11. The Tigers have produced a defensive back selection in seven of the last eight drafts. A total of nine former LSU defensive backs are on current NFL rosters after Week 1 of the 2014 NFL season, a number that is tied for the national lead.

LSU: The SEC's Winningest Team Since 2005

LSU is the winningest program in the SEC since the start of **Les Miles'** tenure as head coach in 2005 as the Tigers have posted a 98-24 mark during that span. The 98 victories for LSU are nine better than Florida, while the Tigers are also tops in final poll rankings. LSU is also second nationally in wins since 2005 behind only Boise State (103) and tied with Ohio State (98).

Team	W-L	Bowls	SEC Titles	Top 25
LSU	98-24	9	2	8
Florida	89-30	8	2	6
Georgia	85-36	9	1	6
Auburn	81-37	7	2	5
South Carolina	79-40	8	0	4

CAREER 100-YARD RECEIVING GAMES

Travin Dural • 83 • WR (2)
 151 vs. #14 Wisconsin, 2014
 140 vs. Sam Houston State, 2014

CAREER 100-YARD RUSHING GAMES

Kenny Hilliard • 27 • RB (4)
 141 vs. North Texas, 2012
 116 vs. Idaho, 2012
 110 vs. #14 Wisconsin, 2014
 102 vs. #3 Arkansas, 2011

Terrence Magee • 18 • RB (3)
 149 vs. #9 Texas A&M, 2013
 108 vs. Kent State, 2013
 108 vs. Furman, 2013

Alabama	77-24	9	2	6
Arkansas	65-51	5	0	3
Tennessee	59-56	4	0	2
Mississippi State	57-58	5	0	1
Ole Miss	52-62	4	0	2
Vanderbilt	50-63	4	0	2
Kentucky	50-65	5	0	0

Wins Since 2005 (Nationally)

Boise State	103
LSU	98
Ohio State	98
Oregon	96
Oklahoma	96
Southern Cal	91
Virginia Tech	90
TCU	90
Texas	89
Florida	89

This Day vs. Night Thing In Tiger Stadium

The facts indicate that LSU plays better at night in Tiger Stadium than they do during the day. The numbers show that since 1960, LSU is 233-61-4 (.789) at night under the lights compared to a 32-25-3 (.558) mark in Tiger Stadium during the day. Since 2000, LSU is 89-12 (.881) overall at home, which includes a 67-6 (.918) mark at night in Tiger Stadium and a 22-6 (.786) record during the day. Prior to 2000, LSU had only won 10 games at home during the day in 32 tries. From 1960 to 1999, LSU posted a 10-19-3 (.359) record at home during the day. The following is a breakdown of LSU's night record, day record and overall record in Tiger Stadium since 1960:

Decade	Record at Night	Record during the day	Overall Tiger Stadium Record
1960-69	47-9-2	2-2-1	49-11-3
1970-79	51-12-1	1-2	52-14-1
1980-89	38-16-1	3-5-2	41-21-3
1990-99	30-18	4-10	34-28
2000-09	49-5	11-6	60-11
2010-14	18-1	11-0	29-1
Totals	233-61-4	32-25-3	265-86-7

Tiger Stadium Top 10 Attendances

No.	Att.	Opponent	Date	Results
1.	101,194	ULM	Sept. 13, 2014	Won, 31-0
2.	100,338	Sam Houston St.	Sept. 6, 2014	Won, 56-0
3.	93,374	Alabama	Nov. 3, 2012	Lost, 21-17
4.	93,129	Florida	Oct. 10, 2009	Lost, 13-3
5.	93,108	Arkansas	Nov. 25, 2011	Won, 41-17
6.	93,098	Auburn	Oct. 22, 2011	Won, 45-10
7.	93,039	Alabama	Nov. 8, 2008	Lost, 27-21 (OT)
8.	93,022	Florida	Oct. 8, 2011	Won, 41-11
9.	93,013	Arkansas	Nov. 28, 2009	Won, 33-30 (OT)
10.	92,982	Georgia	Oct. 25, 2008	Lost, 52-38

BOLD indicates current season.

LSU Holds the Nation's Third-Longest Home Win Streak at 11 Games

LSU has won 11 straight home games entering Saturday's contest vs. Mississippi State, and that number that is tied for third nationally among FBS teams. Baylor and Northern Illinois lead the way at 12 straight home wins, followed by LSU, Alabama and Auburn at 11 consecutive home victories. LSU is also in a tie for third nationally with six straight wins overall. Florida State leads the country with 18 consecutive wins, followed by Oklahoma with 7. LSU is tied with Mississippi State and Washington.

LSU's 20-Plus Yards Play Breakdown

BY PLAY

Pass.....	10
Rush.....	7
TOTAL.....	17

BY GAME

vs. Wisconsin.....	5
vs. Sam Houston State.....	6
vs. ULM.....	6
vs. Mississippi State.....	
vs. New Mexico State.....	
vs. Auburn.....	
vs. Florida.....	
vs. Kentucky.....	
vs. Ole Miss.....	
vs. Alabama.....	
vs. Arkansas.....	
vs. Texas A&M.....	

BY QUARTER

1st.....	5
2nd.....	4
3rd.....	4
4th.....	4

RUSHING

Leonard Fournette.....	3
Brandon Harris.....	1
Kenny Hilliard.....	1
Anthony Jennings.....	1
Darrel Williams.....	1

PASSING

Anthony Jennings.....	9
Brandon Harris.....	1

RECEIVING

Travin Dural.....	6
John Diarse.....	3
Leonard Fournette.....	1

20 OR MORE YARD TOUCHDOWNS

Travin Dural.....	3
John Diarse.....	1
Leonard Fournette.....	1
Brandon Harris.....	1
Kenny Hilliard.....	1
Darrell Williams.....	1

LSU's 20-Plus Yards Plays of 2014

Yards	Type	Player	Opponent	Qtr.
94	Pass	Travin Dural from Anthony Jennings	SHSU	1*
80	Pass	Travin Dural from Anthony Jennings	Wisc.	1*
46	Run	Brandon Harris	SHSU	2*
44	Pass	Travin Dural from Anthony Jennings	Wisc.	3
40	Run	Leonard Fournette	SHSU	1
36	Pass	John Diarse from Anthony Jennings	Wisc.	4*
32	Pass	Travin Dural from Anthony Jennings	ULM	3
28	Run	Kenny Hilliard	Wisc.	4*
28	Pass	Travin Dural from Anthony Jennings	SHSU	1*
27	Pass	Travin Dural from Anthony Jennings	Wisc.	4
27	Run	Leonard Fournette	SHSU	4
24	Run	Leonard Fournette	ULM	3*
23	Pass	John Diarse from Anthony Jennings	ULM	1
22	Pass	John Diarse from Brandon Harris	SHSU	3
22	Run	Darrel Williams	ULM	2*
22	Run	Anthony Jennings	ULM	2
20	Pass	Leonard Fournette from Anthony Jennings	ULM	2

*Denotes play resulted in touchdown.

GAME-BY-GAME NOTABLES

Opponent	Captains	Coin Toss	Kickoff/Receive	LSU 1st Poss.	Game Time (CT)	Game Length	Jerseys	Result
vs. Wisconsin	L. Collins, Magee, Welter, Rasco, Ferguson, Keehn	Loss	Receive	Punt	8:15 p.m.	3:28	White	W, 28-24
Sam Houston State	J. Collins, Delahoussaye, Hilliard, Neighbors	Loss	Kickoff	Touchdown	6:39 p.m.	3:10	White	W, 56-0
ULM	J. Adams, L. Collins, J. Hawkins, D. Thomas	Loss	Receive	Punt	6:02 p.m.	3:01	Purple	W, 31-0

BY THE NUMBERS

102,321

new stadium capacity after the south end zone project finished in summer of 2014

101,194

largest crowd in Tiger Stadium history (def. ULM, 31-0, on Sept. 13, 2014)

1,500

old dorm rooms below the east and west stands

.728

winning percentage after 562 home games (400-144-18)

89

89-yard punt return by Billy Cannon 50 years ago to beat Ole Miss on Halloween Night in 1959

91st

year of LSU football in Tiger Stadium dating back to 1924

87

times the crowd has exceeded 90,000 for a game

428

windows replaced on the North End of the stadium prior to the 2012 season

67-6

Saturday night record since 2000

59-7

home record under head coach Les Miles

15

undefeated home seasons, including four under Les Miles

9

trips by the "ESPN College GameDay" crew

6th

largest on-campus stadium in the nation (102,321)

7

times named the toughest place in the nation to play a road game by national media outlets

1

win over a No. 1 ranked team (def. Florida, 28-21, in 1997)

Tiger Stadium

COLLEGE FOOTBALL'S ULTIMATE SETTING



“THE SCARIEST PLACE TO PLAY IN AMERICA”

- ESPN.COM, ESPN COLLEGE FOOTBALL LIVE

Notables

- LSU began playing football in Tiger Stadium in 1924 and is currently in its 91st year in the venerable stadium. This season marks the 84th year LSU has played under the lights in Death Valley. The Tigers defeated Spring Hill, 35-0, on Oct. 3, 1931 in the first night game in the stadium's history.
- Head coach **Les Miles** is 42-2 in Saturday Night home games. The only losses were to top-ranked teams -- No. 1 Florida on Oct. 10, 2009 and No. 1 Alabama on Nov. 3, 2012. LSU's last non-conference home loss was to UAB on Sept. 23, 2000.
- Since national attendance figures began being kept in 1957, LSU has finished in the nation's top 10 in average attendance in 50 of the past 57 seasons.
- Since 1960, LSU owns a stellar 233-61-4 (.789) record in traditional Tiger Stadium night games. The Tigers are 32-25-3 (.558) at home during the day in that span.
- LSU has won 39 consecutive home games over non-conference opponents. **Les Miles** is 30-0 in non-conference home games.

Quotables

“I'm not sure what it was like to walk into the Coliseum, but I bet it was something like this. The best place in the world to watch a sporting event.”

- **Wright Thompson, ESPN Senior Writer**

“Dark. That combined with Tiger Stadium on a Saturday night is something loud, strange and holy. There is noise everywhere in stadiums from Eugene to Tuscaloosa. Only in Baton Rouge is there a living, breathing lurking in its grand, old stadium.”

- **Dennis Dodd, CBSsports.com**

“Best stadium -- Tiger Stadium, LSU. The pregame festivities, the deafening noise -- there's no other place like it.”

- **Matt Hayes, Sporting News**

“Death Valley is the pound-for-pound king of noise in college football. The place is just mind-numbingly loud for a ridiculous amount of time.”

- **Bruce Feldman, CBSsports.com**

“For three hours on Saturday night, I don't know that there has ever been an atmosphere in sports that I've been a part of that was as memorable to me. When you're there, you don't want to miss anything.”

- **Scott Van Pelt, ESPN**

The Last Meeting

LSU

#10/11 LSU 59

Mississippi State 26



Oct. 5, 2013 • Davis Wade Stadium • Starkville, Miss. • 57,113

LSU Uses Fourth Quarter Outburst to Blow Out Mississippi State, 59-26

LSU blew open a tight game at halftime by outscoring Mississippi State 31-3 in the second half on its way to a 59-26 win over the Bulldogs in Starkville. The win was the 14th straight and the 21st in 22 tries for LSU over Mississippi State. In another offensive shootout, LSU came out on top this time around as the Tigers combined the passing of Zach Mettenberger along with a 100-yard rushing effort by Jeremy Hill to wear down the Bulldogs. LSU scored touchdowns on its first three possessions, two coming from Kenny Hilliard, to build a 21-9 advantage early in the second quarter. LSU's next three possessions came up empty and Mississippi State took advantage, taking a 23-21 lead at the 6:28 mark in the second quarter on a 59-yard passing play. LSU regained the lead just before halftime at 28-23 when Mettenberger led the Tigers on a 9-play, 70-yard drive capped with a 14-yard TD pass to Odell Beckham Jr. LSU never trailed again as the teams exchanged field goals in the third quarter before LSU used a 28-point fourth quarter scoring outburst to put the game out of reach. Beckham Jr. started the scoring for the Tigers in the final stanza with a 33-yard TD reception from Mettenberger. Hill followed with a 5-yard TD run following an interception by Tre'Davious White to run the lead to 45-26. Alfred Blue with a 17-yard run and Hilliard with his third rushing TD, a 4-yard scamper, closed out the scoring for the Tigers in what was the most pints by an LSU team in a league game since 1967 (63 vs. Kentucky). For the game, LSU racked up 563 total yards with Mettenberger passing for 340 yards and two scores and Hill rushing for 157 yards and a pair of TDs. Hilliard scored three times and Beckham Jr. caught nine passes for 179 yards and a pair of TDs.

	Scoring				
	1	2	3	4	F
#10/11 LSU	14	14	3	28	59
Mississippi State	9	14	3	0	26

STATISTICAL COMPARISON

Category	LSU	MSU	CONF. (NCAA) RANKING	
			LSU	MSU
Record:	3-0	3-0	--	--
Conference:	0-0	0-0	--	--
Scoring Offense:	38.3	43.7	10(40)	6(19)
Total Offense:	440.3	526.7	9(56)	6(19)
Rushing Offense:	226.3	260.3	7(36)	5(21)
Passing Offense:	214.0	266.3	10(90)	7(48)
Scoring Defense:	8.0	12.3	1(2)	4(11)
Total Defense:	205.7	392.0	1(3)	11(68)
Pass Defense:	94.3	311.7	1(3)	13(114)
Rushing Defense:	111.3	80.3	5(31)	2(11)
KO Ret. Avg.:	25.6	20.3	7(17)	11(64)
Punt Ret. Avg.:	8.7	5.3	10(59)	13(89)
Time of Poss.:	33:55	29:58	2(10)	7(61)
3rd Down Conv.:	21-43	20-47	6(30)	10(69)
Opp. 3rd-D Conv.:	11-43	15-52	2(10)	4(19)
TO Margin:	+1	+1	5(23)	5(23)
Net Punting:	44.1	39.9	4(9)	10(37)
Fumbles Recovered:	2	3	7(39)	5(22)
Passes Intercepted:	4	5	4(20)	2(6)
Fumbles Lost:	2	3	8(57)	12(90)
Turnovers Gained:	6	8	6(31)	3(11)
Turnovers Lost:	3	5	3(32)	12(75)
Passing Efficiency:	175.8	171.3	2(7)	5(12)
Pass Efficiency Defense:	59.5	108.7	1(1)	5(26)
Fewest Penalties:	19	14	12(80)	5(39)
Fewest Yards Penalized:	164	132	10(79)	6(51)
Sacks:	2.7	3.7	5(31)	2(13)
Tackles for Losses:	6.7	9.3	8(36)	1(5)
First Downs:	66	79	8(50)	4(16)
Red Zone Offense:	9-10	9-13	5(44)	13(109)
Red Zone Defense:	2-4	2-6	2(3)	1(2)

The Series: LSU leads 71-33-3

1896: LSU, 52-0
 1902: LSU, 6-0
 1903: MSU, 11-0
 1905: LSU, 15-0
 1906: Tie, 0-0
 1907: LSU, 23-11
 1908: LSU, 50-0
 1909: LSU, 15-0
 1910: MSU, 3-0
 1911: MSU, 6-0
 1912: MSU, 7-0
 1913: Tie, 0-0
 1915: LSU, 10-0
 1916: LSU, 13-3
 1917: MSU, 9-0
 1919: MSU, 6-0
 1920: MSU, 12-7
 1921: LSU, 17-14
 1922: MSU, 7-0
 1923: MSU, 14-7
 1926: MSU, 7-6
 1927: LSU, 9-7
 1928: LSU, 31-0
 1929: LSU, 31-6
 1930: MSU, 8-6
 1931: LSU, 31-0
 1932: LSU, 24-0
 1933: LSU, 21-6
 1934: LSU, 25-3
 1935: LSU, 28-13
 1936: LSU, 12-0
 1937: LSU, 41-0
 1938: LSU, 32-7
 1939: MSU, 15-12
 1940: MSU, 22-7
 1941: Tie, 0-0
 1942: LSU, 16-6
 1944: MSU, 13-6

Nov. 20 at Baton Rouge
 Nov. 27 at Starkville
 Nov. 7 at Starkville
 Dec. 1 at Baton Rouge
 Oct. 27 at Starkville
 Nov. 9 at Baton Rouge
 Nov. 7 at Baton Rouge
 Oct. 16 at Baton Rouge
 Oct. 21 at Columbus
 Nov. 12 at Gulfport
 Nov. 2 at Baton Rouge
 Nov. 15 at Starkville
 Oct. 29 at Baton Rouge
 Nov. 12 at Starkville
 Nov. 29 at Baton Rouge
 Nov. 1 at Starkville
 Oct. 23 at Baton Rouge
 Dec. 3 at Starkville
 Nov. 18 at Baton Rouge
 Dec. 1 at Starkville
 Oct. 23 at Jackson
 Oct. 22 at Jackson
 Oct. 20 at Jackson
 Oct. 19 at Jackson
 Oct. 18 at Jackson
 Oct. 17 at Baton Rouge
 Oct. 15 at Monroe
 Nov. 25 at Monroe
 Nov. 3 at Baton Rouge
 Nov. 9 at Baton Rouge
 Nov. 7 at Baton Rouge
 Nov. 6 at Baton Rouge
 Nov. 5 at Baton Rouge
 Nov. 11 at Baton Rouge
 Nov. 9 at Baton Rouge
 Oct. 11 at Baton Rouge
 Oct. 10 at Baton Rouge
 Oct. 21 at Baton Rouge

1945: MSU, 27-20
 1946: LSU, 13-6
 1947: LSU, 21-6
 1948: MSU, 7-0
 1949: LSU, 34-7
 1950: MSU, 13-7
 1951: LSU, 3-0
 1952: MSU, 33-14
 1953: MSU, 26-13
 1954: MSU, 25-0
 1955: LSU, 34-7
 1956: MSU, 32-13
 1957: MSU, 14-6
 1958: LSU, 7-6
 1959: LSU, 27-0
 1960: LSU, 7-3
 1961: LSU, 14-6
 1962: LSU, 28-0
 1963: MSU, 7-6
 1964: LSU, 14-10
 1965: LSU, 37-20
 1966: LSU, 17-7
 1967: LSU, 55-0
 1968: LSU, 20-16
 1969: LSU, 61-6
 1970: LSU, 38-7
 1971: LSU, 28-3
 1972: LSU, 28-14
 1973: LSU, 26-7
 1974: MSU, 7-6
 *1975: MSU, 16-6
 *1976: MSU, 21-13
 1977: LSU, 27-24
 1978: MSU, 16-14
 1979: LSU, 21-3
 1980: MSU, 55-31
 1981: MSU, 17-9
 1982: MSU, 27-24

Nov. 10 at Baton Rouge
 Oct. 5 at Baton Rouge
 Nov. 15 at Baton Rouge
 Nov. 13 at Baton Rouge
 Nov. 12 at Baton Rouge
 Nov. 18 at Baton Rouge
 Nov. 17 at Baton Rouge
 Nov. 15 at Baton Rouge
 Nov. 14 at Baton Rouge
 Nov. 13 at Baton Rouge
 Nov. 12 at Baton Rouge
 Nov. 17 at Baton Rouge
 Nov. 16 at Baton Rouge
 Nov. 15 at Jackson
 Nov. 14 at Baton Rouge
 Nov. 12 at Baton Rouge
 Nov. 11 at Jackson
 Nov. 10 at Baton Rouge
 Nov. 18 at Baton Rouge
 Nov. 17 at Jackson
 Nov. 16 at Jackson
 Nov. 14 at Baton Rouge
 Nov. 13 at Baton Rouge
 Nov. 12 at Baton Rouge
 Nov. 18 at Baton Rouge
 Nov. 16 at Baton Rouge
 Nov. 15 at Baton Rouge
 Nov. 14 at Baton Rouge
 Nov. 13 at Jackson
 Nov. 18 at Baton Rouge
 Nov. 17 at Baton Rouge
 Nov. 16 at Jackson
 Nov. 15 at Baton Rouge
 Nov. 13 at Jackson
 Nov. 12 at Baton Rouge
 Nov. 18 at Jackson
 Nov. 17 at Baton Rouge
 Nov. 15 at Jackson
 Nov. 14 at Baton Rouge
 Nov. 13 at Starkville

1983: MSU, 45-26
 1984: MSU, 16-14
 1985: LSU, 17-15
 1986: LSU, 47-0
 1987: LSU, 34-14
 1988: LSU, 20-3
 1989: LSU, 44-20
 1990: MSU, 34-22
 1991: MSU, 28-19
 1992: LSU, 24-3
 1993: LSU, 18-16
 1994: LSU, 44-24
 1995: LSU, 34-16
 1996: LSU, 28-20
 1997: LSU, 24-9
 1998: LSU, 41-6
 1999: MSU, 17-16
 2000: LSU, 45-38(OT)
 2001: LSU, 42-0
 2002: LSU 31-13
 2003: LSU, 41-6
 2004: LSU, 51-0
 2005: LSU, 37-7
 2006: LSU, 48-17
 2007: LSU, 45-0
 2008: LSU, 34-24
 2009: LSU 30-26
 2010: LSU, 29-7
 2011: LSU, 19-6
 2012: LSU, 37-17
 2013: LSU, 59-26
 * - Forfeited to LSU by NCAA
 At Baton Rouge: LSU leads, 47-18-1
 At Starkville: LSU leads, 14-6-2
 At Jackson: LSU leads, 8-7
 At Other Sites: Series tied, 2-2
 Les Miles vs. MSU: 9-0

LSU Tigers Depth Chart (Based on Game Starters)

OFFENSE

X	8	Trey Quinn	6-0	194	Fr.-HS
	1	Quantavius Leslie	6-4	179	Sr.-SQ
	15	Malachi Dupre	6-3	187	Fr.-HS
	2	Avery Peterson	6-2	200	Fr.-RS
LT	70	La'el Collins	6-5	321	Sr.-2L
	71	Jonah Austin	6-6	330	Jr.-1L
-or-	63	K.J. Malone	6-3	289	Fr.-RS
LG	74	Vadal Alexander	6-6	340	Jr.-2L
	63	K.J. Malone	6-3	289	Fr.-RS
	78	Garrett Brumfield	6-4	309	Fr.-HS
C	77	Ethan Pocic	6-7	301	So.-1L
	55	Elliott Porter	6-4	297	Sr.-2L
	72	Andy Dodd	6-4	336	Fr.-RS
RG	69	Hoko Fanaika	6-6	330	Sr.-1L
-or-	75	Evan Washington	6-6	334	Sr.-1L
	64	William Clapp	6-5	295	Fr.-HS
RT	65	Jerald Hawkins	6-6	309	So.-1L
	76	Josh Boutte	6-5	340	So.-SQ
TE	85	Dillon Gordon	6-4	295	Jr.-2L
	84	Logan Stokes	6-5	255	Sr.-1L
-or-	89	DeSean Smith	6-5	242	So.-1L
-or-	41	Travis Dickson	6-3	237	Sr.-2L
Z	83	Travin Dural	6-2	192	So.-1L
	9	John Diarse	6-0	210	Fr.-RS
	87	Kevin Spears	6-3	195	Fr.-RS
	82	D.J. Chark	6-2	184	Fr.-HS
QB	10	Anthony Jennings	6-2	216	So.-1L
-or-	6	Brandon Harris	6-3	188	Fr.-HS
RB	27	Kenny Hilliard	6-0	232	Sr.-3L
-or-	18	Terrence Magee	5-9	217	Sr.-2L
	7	Leonard Fournette	6-1	230	Fr.-HS
	34	Darrel Williams	6-0	230	Fr.-HS
FB	43	Connor Neighbors	5-11	229	Sr.-2L
	49	Melvin Jones	6-2	258	So.-1L

DEFENSE

DE	94	Danielle Hunter	6-6	240	Jr.-2L
	98	Deondre Clark	6-3	244	Fr.-HS
	58	Sione Teuhema	6-4	232	Fr.-HS
DT	95	Quentin Thomas	6-4	303	Jr.-1L
	97	Frank Herron	6-4	278	Fr.-RS
	99	Greg Gilmore	6-5	305	Fr.-RS
DT	91	Christian LaCouture	6-5	300	So.-1L
	57	Davon Godchaux	6-4	298	Fr.-HS
	92	Lewis Neal	6-1	255	So.-1L
	90	Maquedius Bain	6-4	299	Fr.-RS
DE	59	Jermauria Rasco	6-3	247	Sr.-3L
	46	Tashawn Bower	6-5	237	So.-1L
	54	Justin Maclin	6-4	240	Sr.-SQ
	93	M.J. Patterson	6-3	231	Fr.-RS
Sam	23	Lamar Louis	6-0	229	Jr.-2L
	40	Duke Riley	6-1	218	So.-1L
	48	Donnie Alexander	6-1	201	Fr.-HS
Mike	31	D.J. Welter	6-1	235	Sr.-1L
	52	Kendell Beckwith	6-2	245	So.-1L
	3	Clifton Garrett	6-2	242	Fr.-HS
Will	4	Kwon Alexander	6-2	227	Jr.-2L
	45	Deion Jones	6-1	220	Jr.-2L
	22	Ronnie Feist	6-1	224	Jr.-1L
CB	32	Jalen Collins	6-2	198	Jr.-2L
	21	Rashard Robinson	6-3	177	So.-1L
	24	Ed Paris	6-1	208	Fr.-HS
S	28	Jalen Mills	6-0	194	Jr.-2L
	29	Rickey Jefferson	6-0	204	So.-1L
	12	Corey Thompson	6-2	218	Jr.-2L
	35	Devin Voorhies	6-2	208	Fr.-HS
S	26	Ronald Martin	6-2	220	Sr.-3L
	33	Jamal Adams	6-0	206	Fr.-HS
	13	Dwayne Thomas	6-0	182	So.-1L
CB	16	Tre'Davious White	5-11	191	So.-1L
	13	Dwayne Thomas	6-0	182	So.-1L
	39	Russell Gage	6-0	180	Fr.-HS

PRONUNCIATIONS

Players		
74	Vadal Alexander	OG
	vuh-Dall	
90	Maquedius Bain	DT
	muh-Quay-dee-us	
70	La'el Collins	OT
	Lah-ell	
42	Colby Delahoussaye	PK
	Dell-uh-hoos-ee	
9	John Diarse	WR
	Dee-arse	
14	Trent Domingue	PK
	Doe-mang	
15	Malachi Dupre	WR
	Mal-uh-kye Doo-ree	
83	Travin Dural	WR
	Tray-vin	
69	Hoko Fanaika	OG
	Hoe-koe fuh-Nye-kuh	
57	Davon Godchaux	DT
	duh-Vahn God-chaw	
94	Danielle Hunter	DE
	duh-NEEL	
91	Christian LaCouture	DT
	Lock-uh-chur	
15	Quantavius Leslie	WR
	Owan-tay-vee-us	
77	Ethan Pocic	C
	Poe-sick	
59	Jermauria Rasco	DE
	Jer-maw-ree-A	
58	Sione Teuhema	DE
	See-oh-nee Tuh-hoo-muh	
Coaches		
	Bradley Dale Peveto	ST
	Pea-vuh-toe	

SPECIAL TEAMS

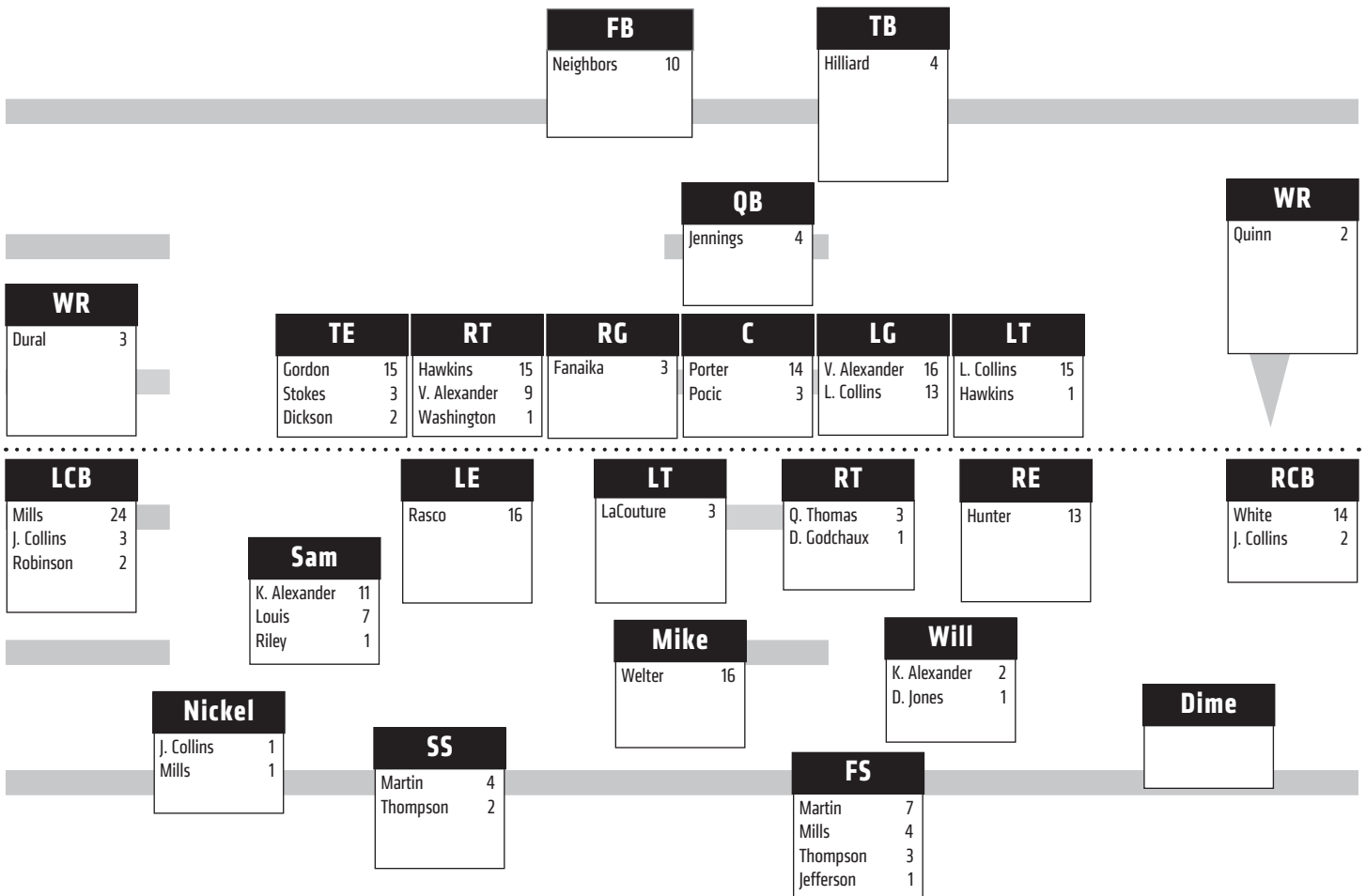
PK	42	Colby Delahoussaye	5-10	176	So.-1L
	14	Trent Domingue	6-1	170	So.-SQ
KO	36	Cameron Gamble	5-11	190	Fr.-HS
-or-	14	Trent Domingue	6-1	170	So.-SQ
PR	16	Tre'Davious White	5-11	191	So.-1L
HOLD	16	Brad Kragthorpe	6-0	200	Jr.-SQ
	13	Chris LaBorde	6-0	191	Jr.-SQ

KOR	7	Leonard Fournette	6-1	230	Fr.-HS
	18	Terrence Magee	5-9	217	Sr.-2L
P	38	Jamie Keehn	6-4	220	Jr.-2L
	14	Trent Domingue	6-1	170	So.-SQ
SNP	50	Reid Ferguson	6-2	236	Jr.-2L
	53	Logan Boudreaux	5-11	218	Jr.-SQ

LOCATION OF COACHES

On The Field	
Les Miles, head coach	
Frank Wilson, running backs	
Steve Ensminger, tight ends	
Brick Haley, defensive line	
Adam Henry, wide receivers	
Bradley Dale Peveto, special teams	
Corey Raymond, defensive backs	
Jeff Grimes, offensive line	
In The Press Box	
John Chavis, defensive coordinator	
Cam Cameron, offensive coordinator	

CAREER STARTS/GAME-BY-GAME STARTERS



OFFENSIVE GAME-BY-GAME STARTERS


Game	X	Z	LT	LG	C	RG	RT	TE	FB	TB	QB
vs. Wisconsin	Quinn	Dural	L. Collins	V. Alexander	Pocic	Fanaika	Hawkins	Gordon	Neighbors	Hilliard	Jennings
Sam Houston State	Stokes (2 TE)	Dural	L. Collins	V. Alexander	Pocic	Fanaika	Hawkins	Gordon	Neighbors	Hilliard	Jennings
ULM	Quinn	Dural	L. Collins	V. Alexander	Porter	Fanaika	Hawkins	Gordon	Neighbors	Hilliard	Jennings
Mississippi State											
New Mexico State											
at Auburn											
at Florida											
Kentucky											
Ole Miss											
Alabama											
at Arkansas											
at Texas A&M											

DEFENSIVE GAME-BY-GAME STARTERS

Game	LE	LT	RT	RE	WILL	MIKE	SAM	LCB	RCB	SS	FS
vs. Wisconsin	Rasco	LaCouture	Q. Thomas	Hunter	K. Alexander	Welter	Louis	J. Collins	White	Martin	Mills
Sam Houston State	Rasco	LaCouture	Q. Thomas	Hunter	K. Alexander	Welter	Louis	J. Collins	White	Martin	Mills
ULM	Rasco	LaCouture	Godchaux	Hunter	D. Jones	Welter	Riley	J. Collins	White	Martin	Mills
Mississippi State											
New Mexico State											
at Auburn											
at Florida											
Kentucky											
Ole Miss											
Alabama											
at Arkansas											
at Texas A&M											



98
Deondre Clark
Defensive End
6-3 • 244 • Fr. • HS
Oklahoma City, Okla. (Douglass HS)



TRUE FRESHMAN SEASON (2014)

Clark is one of 17 true freshmen to see action for the Tigers this season ... Provided valuable depth to LSU's defensive line ... Picked up two tackles versus Sam Houston State and ULM, also added a pair of QB hurries against Sam Houston State.

CAREER HIGHS

Total tackles: 2, 2x (Last: ULM, 2014; First: Sam Houston State, 2014)
 Tackles for loss: 0
 Sacks: 0

CLARK'S CAREER DEFENSIVE STATS

YEAR	G-GS	UT	AT	TT	TFL	SACKS	PBU	QBH	INT	FF	FR
2014	3-0	0	4	4	0.0-0	0	0	2	0	0	0-0
Totals	3-0	0	4	4	0.0-0	0	0	2	0	0	0-0



32
Jalen Collins
Cornerback
6-2 • 198 • Jr. • 2L
Olive Branch, Miss. (Olive Branch HS)



- 2012 All-SEC Freshman Team (Coaches)

JUNIOR SEASON (2014)

After a strong preseason camp, Collins has started at left cornerback for the Tigers in the first three games of the season ... Racked up 11 total tackles which is tied for third on the team ... The start for Collins against No. 14 Wisconsin was his first since the UAB game on Sept. 7, 2013 ... Secured a career-high tying six tackles and one PBU versus the Badgers ... LSU's defense held the Badgers to 32 total yards on 19 plays over the final 27:24 of the contest as the Tigers erased a 17-point deficit ... Tacked on three tackles and

CAREER HIGHS


Total tackles: 6, 2x (Last: vs. Wisconsin, 2014; First: Mississippi State, 2012)
 PBUs: 2, 2x (Last: Mississippi State, 2012; First: Idaho, 2012)
 Interceptions: 1, 2x (Last: Ole Miss, 2012; First: at Texas A&M, 2012)

COLLINS' CAREER DEFENSIVE STATS

YEAR	G-GS	UT	AT	TT	TFL	SACKS	PBU	QBH	INT	FF	FR
2012	13-1	15	15	30	0	0	6	0	2-9	0	0
2013	13-2	15	7	22	0	0	2	0	0	0	0
2014	3-3	7	4	11	1.0-5	0	1	0	0	0	0
Totals	29-6	36	26	62	1.0-5	0	9	0	2-9	0	0



70
La'el Collins
Offensive Tackle
6-5 • 321 • Sr. • 2L
Baton Rouge, La. (Redemptorist HS)




- 2014 Preseason All-SEC First Team (Coaches, Media)
- 2014 Lombardi Award Watch List
- 2014 Outland Trophy Watch List
- 2014 Senior CLASS Award Finalist
- 2013 All-SEC Second Team (Coaches)
- 2013 SEC Offensive Lineman of the Week (vs. TCU)
- 2012 All-SEC Honorable Mention (AP)
- 2012 SEC Co-Offensive Lineman of the Week (vs. Alabama)
- 2011 CBSSports.com Freshman All-American

SENIOR SEASON (2014)

Collins has started at left tackle during all three games ... The only lineman to log all 188 offensive snaps for the Tigers thru three games ... Racked up a team-leading 24.5 knockdowns ... Paved the way as Kenny Hilliard amassed 93 of his 110 rushing yards during the 4th quarter, and LSU erased a 17-point second-half deficit during the Wisconsin game ... Collected 11.5 knockdowns on 55 snaps versus Sam Houston State ... Has played in 35 games and started 28 of LSU's last 29 games dating back to the 2012 season opener against North Texas on Sept. 1, 2012 ... Has made his last 16 starts at left tackle after spending his first two seasons at guard ... Possesses the skills to become one



42
Colby Delahoussaye
Place Kicker
5-10 • 176 • So. • 1L
New Iberia, La. (New Iberia HS)



of the nation's top offensive linemen.

- 2014 Preseason All-SEC Second Team (Coaches, Media)
- 2014 Groza Award Watch List
- 2013 SEC Academic Honor Roll

REDSHIRT SOPHOMORE SEASON (2014)

Delahoussaye buried two field goals and two PATs versus No. 14 Wisconsin at the AdvoCare Texas Kickoff ... His 47-yard field goal during the 3rd quarter was the second-longest kick of his career ... Converted on 16-of-17 career field goals and 68-of-70 career PATs ... Misses are a 31-yard FG attempt and a PAT versus Furman in 2013 along with a PAT against Sam Houston State ... Won placekicking battle during 2013 fall camp after he joined the Tigers as a walk-on in fall of 2012.

CAREER HIGHS

Field Goal Attempted: 3, vs. TCU, 2013
 Field Goals Made: 3, vs. TCU, 2013
 Long FG: 49, at Georgia, 2013

DELAHOUSSAYE'S CAREER FIELD GOAL TOTALS

YEAR	FGM-FGA	1-19	20-29	30-39	40-49	50+	LG	PAT	POINTS
2013	13-14	0-0	6-6	4-5	3-3	0-0	49	56-57	95
2014	3-3	0-0	1-1	1-1	1-1	0-0	47	12-13	21
TOTALS	16-17	0-0	7-7	4-5	4-4	0-0	49	68-70	116



9

John Diarse
Wide Receiver

6-0 • 210 • Fr. • RS
Monroe, La. (Neville HS)



REDSHIRT FRESHMAN SEASON (2014)

Diarse has settled in as LSU's second-leading receiver behind Travin Dural ... Was one of 12 players to make his career debut versus No. 14 Wisconsin at the AdvoCare Texas Kickoff ... Picked up two catches, 48 yards and a touchdown against the Badgers ... Broke four tackles en route to a 36-yard TD on a 3rd and 21 play at the 12:08 mark of the 4th quarter ... Added two more receptions during the Sam Houston State and ULM games ... All six of his receptions have resulted in either a first down or touchdown ... Redshirted in 2013 after he suffered an injury during fall camp.

CAREER RECEIVING HIGHS

Receptions: 2, 3x (Last: ULM, 2014; First: vs. Wisconsin, 2014)
Yards: 48, vs. Wisconsin, 2014
Long: 36 (TD), vs. Wisconsin, 2014
Touchdowns: 1, vs. Wisconsin, 2014

DIARSE'S CAREER RECEIVING STATS

YEAR	G-GS	REC.	YDS.	TD	LONG
2014	3-0	6	116	1	36 (TD)
Totals	3-0	6	116	1	36 (TD)



41

Travis Dickson
Tight End

6-3 • 237 • Sr. • 2L
Ocean Springs, Miss. (Ocean Springs HS)



- 2011 SEC Academic Honor Roll
- 2010 SEC Freshman Academic Honor Roll

SENIOR SEASON (2014)

Dickson is one of four players to see action in LSU's tight end rotation ... Caught a seven-yard pass but fumbled in the 2nd quarter of the Wisconsin game ... Played in 33 career games with one start during his career ... Younger brother of former LSU starting TE Richard Dickson.

CAREER RECEIVING HIGHS

Receptions: 5, Ole Miss, 2012
Yards: 69, Ole Miss, 2012
Touchdowns: 0
Long: 45, Auburn, 2013

DICKSON'S CAREER RECEIVING STATS

YEAR	G-GS	REC.	YDS.	TD	LONG
2011	6-0	1	10	0	10
2012	12-0	6	73	0	30
2013	12-1	5	109	0	45
2014	3-0	1	7	0	7
Totals	33-1	13	199	0	45



14

Trent Domingue
Place Kicker/Punter

6-1 • 170 • So. • SQ
Mandeville, La. (St. Paul's HS)



SOPHOMORE SEASON (2014)

Domingue has shared kickoff duties with Cameron Gamble ... Eight of his 13 kickoff attempts on the season have resulted in touchbacks ... Serves as backup placekicker and punter who can serve in both roles when called upon ... Started playing football as a junior in high school after playing soccer his entire life.

CAREER HIGHS

Kickoffs: 7, Sam Houston State, 2014
Kickoff Yards: 452, Sam Houston State, 2014
Kickoff Avg.: 64.6, Sam Houston State, 2014
Touchbacks: 5, Sam Houston State, 2014

DOMINGUE'S CAREER KICKOFF STATS

YEAR	G-GS	NO.	YDS.	AVG.	TB	OB
2014	3-0	13	833	64.1	8	0
Totals	3-0	13	833	64.1	8	0



15

Malachi Dupre
Wide Receiver

6-3 • 187 • Fr. • HS
New Orleans, La. (John Curtis HS)



TRUE FRESHMAN SEASON (2014)

Dupre is one of 17 true freshmen to see action for the Tigers this season ... Missed the season-opener versus No. 14 Wisconsin and made his career debut against Sam Houston State ... Secured two receptions for 23 yards and a touchdown ... Hauled in an 8-yard TD pass from fellow freshman Brandon Harris in the 4th quarter.

CAREER RECEIVING HIGHS

Receptions: 2, Sam Houston State, 2014
Yards: 23, Sam Houston State, 2014
Long: 15, Sam Houston State, 2014
Touchdowns: 1, Sam Houston State, 2014

DUPRE'S CAREER RECEIVING STATS

YEAR	G-GS	REC.	YDS.	TD	LONG
2014	2-0	2	23	1	15
Totals	1-0	2	23	1	15



83

Travin Dural
Wide Receiver
6-2 • 192 • So. • 1L
Breux Bridge, La. (Breux Bridge HS)



• **2014 Biletnikoff Award Watch List**

REDSHIRT SOPHOMORE SEASON (2014)

Dural was one of four players to make his first career start versus No. 14 Wisconsin at the AdvoCare Texas Kickoff ... Exploded for three catches, 151 yards and one touchdown ... Hauled in an 80-yard score with 4:47 remaining during the 1st quarter for LSU's first touchdown of the season ... At the time, the 80-yard touchdown matched the third-longest passing play in school history ... His three receptions resulted in 140 yards and a career-high three touchdowns against Sam Houston State ... Caught a 94-yard touchdown on LSU's first play from scrimmage during the Sam Houston State game ... The 94-yard scoring strike was the longest pass in program history which eclipsed an 82-yard touchdown pass from Steve Ensminger to Carlos Carson against Georgia on Oct. 14, 1978 ... Joined Carson as the only players in program history to have their first three receptions of a game go for touchdowns, Carson scored five touchdowns on five catches against Rice on Sept. 24, 1977 ... Came away with a career-best six receptions versus ULM ... For his career, Dural has had 16 of his 19 receptions result in either first downs or touchdowns.

CAREER RECEIVING HIGHS

Receptions: 6, ULM, 2014
Yards: 151, vs. Wisconsin, 2014
Long: 94 (TD), Sam Houston State, 2014
Touchdowns: 3, Sam Houston State, 2014

DURAL'S CAREER RECEIVING STATS

YEAR	G-GS	REC.	YDS.	TD	LONG
2013	12-0	7	145	2	49 (TD)
2014	3-3	12	370	4	94 (TD)
Totals	15-3	19	515	6	94 (TD)



69

Hoko Fanaika
Offensive Guard
6-6 • 330 • Sr. • 1L
Sacramento, Calif. (College of San Mateo)



SENIOR SEASON (2014)

Fanaika has started LSU's first three games at right guard ... Was one of four players to make his first career start against No. 14 Wisconsin at the AdvoCare Texas Kickoff ... Played all 67 snaps and registered four knockdowns against the Badgers ... Amassed a season's best five knockdowns on 59 snaps versus ULM ... Tough and physical lineman who has great hands and power at the point of attack ... Punishing run blocker who has shown steady improvement in pass protection ... Saw action in 12 games as a reserve in 2013 ... Also starts on special teams for the Tigers.



22

Ronnie Feist
Linebacker
6-1 • 224 • Jr. • 1L
Edgard, La. (West St. John HS)



JUNIOR SEASON (2014)

Feist has given depth to LSU's linebacking corps ... Equaled his career-high with two tackles during the Sam Houston State and ULM games ... Recovered his first career fumble versus ULM in the 4th quarter.

FEIST'S CAREER HIGHS

Total tackles: 2, 3x (Last: ULM, 2014; First: Idaho, 2012)
Tackles for Loss: 0
Sacks: 0

FEIST'S CAREER DEFENSIVE STATS

YEAR	G-GS	UT	AT	TT	TFL	SACKS	PBU	QBH	INT	FF	FR
2012	5-0	1	2	3	0	0	0	0	0	0	0
2013	0-0	0	0	0	0	0	0	0	0	0	0
2014	2-0	0	4	4	0	0	0	0	0	0	1
Totals	7-0	1	6	7	0	0	0	0	0	0	1



7

Leonard Fournette
Running Back
6-1 • 230 • Fr. • HS
New Orleans, La. (Saint Augustine HS)



• **2014 Hornung Award Honor Roll (vs. ULM)**

TRUE FRESHMAN SEASON (2014)

Fournette is one of 17 true freshman to see action for the Tigers this season ... Second on the team with 162 rushing yards on 31 carries ... Served as LSU's primary kickoff returner where he has averaged 25.6 yards per return ... Piled up 117 yards on five returns against No. 14 Wisconsin ... Registered 13 carries, 92 yards and his first career rushing touchdown against Sam Houston State ... Scored from four yards out after he dashed for a career-long 40-yard run on the previous play ... Added 32 receiving yards and 22 kickoff return yards en route to 146 all-purpose yards ... Earned Hornung Award Honor Roll Status after he came away with 112 all-purpose yards (52 rush, 20 receiving and a career-long 40-yard kick return) versus ULM.

CAREER RUSHING HIGHS

Attempts: 13, Sam Houston State, 2014
Yards: 92, Sam Houston State, 2014
Touchdowns: 1, 2x, (Last: ULM, 2014; First: Sam Houston State, 2014)
Long: 40, Sam Houston State, 2014

FOURNETTE'S CAREER RUSHING STATS

YEAR	G-GS	ATT.	YDS.	TD	LONG
2014	3-0	31	167	2	40
Totals	3-0	31	167	2	40

FOURNETTE'S CAREER RECEIVING STATS

YEAR	G-GS	REC.	YDS.	TD	LONG
2014	3-0	3	52	0	20
Totals	3-0	3	52	0	20

FOURNETTE'S CAREER KICKOFF RETURN STATS

YEAR	G-GS	ATT.	YDS.	TD	LONG
2014	3-0	7	179	0	40
Totals	3-0	7	179	0	40



50
Reid Ferguson
 Long Snapper
 6-2 • 236 • Jr. • 2L
 Buford, Ga. (Buford HS)



• 2014 Phil Steele Preseason All-America Second Team

JUNIOR SEASON (2014)

In his third season as LSU's starting long snapper ... Has handled all but one snap for the Tigers on punts and placekicks during the 2012, 2013 and 2014 seasons ... The lone exception was a punt against ULM during the 4th quarter.



57
Davon Godchaux
 Defensive Tackle
 6-4 • 298 • Fr. • HS
 Plaquemine, La. (Plaquemine HS)



TRUE FRESHMAN SEASON (2014)

Godchaux is one of 17 true freshmen to see action for the Tigers this season ... Broke into the starting lineup at defensive tackle for the first time versus ULM ... Collected seven tackles over his first three games which include a pair of three-tackle efforts against Sam Houston State and ULM ... Secured his first half-tackle for loss during the ULM game.

CAREER HIGHS

Total tackles: 3, 2x (Last: ULM, 2014; First: Sam Houston State, 2014)

Tackles for loss: 0.5 (ULM, 2014)

Sacks: 0

GODCHAUX'S CAREER DEFENSIVE STATS

YEAR	G-GS	UT	AT	TT	TFL	SACKS	PBU	QBH	INT	FF	FR
2014	3-1	1	6	7	0.5-1	0	0	0	0	0	0
Totals	3-1	1	6	7	0.5-1	0	0	0	0	0	0



36
Cameron Gamble
 Placekicker
 5-11 • 190 • Fr. • HS
 Flower Mound, Texas (Flower Mound HS)



TRUE FRESHMAN SEASON (2014)

Gamble is one of 17 true freshmen to see action for the Tigers this season ... Has shared kickoff duties with Trent Domingue ... Produced three touchbacks on five attempts versus No. 14 Wisconsin during the 2nd half ... Was rated as one of the top kickers for class of 2014.

CAREER HIGHS

Kickoffs: 5, vs. Wisconsin, 2014

Kickoff Yards: 319, vs. Wisconsin, 2014

Kickoff Avg.: 63.8, vs. Wisconsin, 2014

Touchbacks: 3, vs. Wisconsin, 2014

GAMBLE'S CAREER KICKOFF STATS

YEAR	G-GS	NO.	YDS.	AVG.	TB	OB
2014	3-0	8	503	62.9	3	1
Totals	3-0	8	503	62.9	3	1



85
Dillon Gordon
 Tight End
 6-4 • 295 • Jr. • 2L
 Edgard, La. (John Curtis HS)



JUNIOR SEASON (2014)

Gordon has been a starting tight end in 15 of the last 16 games dating back to the 2013 season opener against TCU ... Exceptional blocker with good pass-catching ability ... Has played in all 29 career games.

CAREER RECEIVING HIGHS

Receptions: 2, Furman, 2013

Yards: 36, Texas A&M, 2013

Long: 36, Texas A&M, 2013

Touchdowns: 0

GORDON'S CAREER RECEIVING STATS

YEAR	G-GS	REC.	YDS.	TD	LONG
2012	13-0	0	0	0	--
2013	13-12	6	88	0	36
2014	3-3	0	0	0	0
Totals	29-15	6	88	0	36



6
Brandon Harris
 Quarterback
 6-3 • 188 • Fr. • HS
 Bossier City, La. (Parkway HS)



TRUE FRESHMAN SEASON (2014)

Harris is one of 17 true freshmen to see action for the Tigers this season ... Serves as LSU's backup quarterback behind Anthony Jennings ... Made his career debut and played one series versus No. 14 Wisconsin in the 2nd quarter ... Completed 4-of-5 passes for 62 yards and a touchdown against Sam Houston State in his first extended action of the season ... Found fellow true freshman Malachi Dupre for an 8-yard TD pass in the 4th quarter ... Also rushed for a 46-yard touchdown midway thru the 3rd quarter.

CAREER PASSING HIGHS

Attempts: 5, Sam Houston State, 2014

Completions: 4, Sam Houston State, 2014

Yards: 62, Sam Houston State, 2014

Touchdowns: 1, Sam Houston State, 2014

Long: 22, Sam Houston State, 2014

CAREER RUSHING HIGHS

Attempts: 5, Sam Houston State, 2014

Yards: 53, Sam Houston State, 2014

Touchdowns: 1, Sam Houston State, 2014

Long: 46, Sam Houston State, 2014

HARRIS' CAREER PASSING TOTALS

YEAR	G-GS	COMP.-ATT.-INT.	YDS.	TD	LONG
2014	3-0	5-7-0	76	1	22
Totals	3-0	5-7-0	76	1	22

HARRIS' CAREER RUSHING STATS

YEAR	G-GS	ATT.	YDS.	TD	LONG
2014	3-0	9	73	1	46
Totals	3-0	9	73	1	46



65
Jerald Hawkins
Offensive Tackle
6-6 • 309 • So. • 1L
Baldwin, La. (West St. Mary HS)



REDSHIRT SOPHOMORE SEASON (2014)

Hawkins has started as LSU's right tackle during the first three games of the season ... Played 63 of 67 snaps with a trio of knockdowns against No. 14 Wisconsin ... Paved the way as Kenny Hilliard racked up 93 of his 110 rushing yards during the 4th quarter, and LSU erased a 17-point second-half deficit versus the Badgers ... Added four knockdowns against Sam Houston State ... Has started all 16 of his career games (15 right tackle, 1 left tackle) ... His only start at left tackle came for La'el Collins against Furman on Oct. 26, 2013 ... Extremely agile lineman who possesses great strength and quickness.



27
Kenny Hilliard
Running Back
6-0 • 232 • Sr. • 3L
Patterson, La. (Patterson HS)



- 2011 All-SEC All-Freshman Team (Coaches)
- 2011 SEC Freshman of the Week (vs. Arkansas)

SENIOR SEASON (2013)

Hilliard has started LSU's first three games of the season at running back ... Racked up 110 rushing yards on 18 carries and scored one touchdown versus No. 14 Wisconsin at the AdvoCare Texas Kickoff ... Amassed 93 of his 110 yards during the fourth quarter highlighted by a 28-yard TD which ended up being the game-winning score with 9:41 remaining in the game ... It was Hilliard's fourth career 100-yard rushing effort and first since the Idaho game on September 15, 2012 ... Chipped in 55 yards on 11 carries with a touchdown against Sam Houston State ... Totaled 50 yards on 12 carries and one touchdown versus ULM ... LSU's most experienced running back with 1,325 career rushing yards and 24 touchdowns over his 40 appearances ... His 24 rushing TDs are two shy of tying LaBrandon Toefield (2000-02) for 10th on LSU's all-time list ... Nephew of former LSU and New Orleans Saints great Dalton Hilliard.

CAREER HIGHS

Attempts: 19, Arkansas, 2011
 Yards: 141, North Texas, 2012
 Touchdowns: 3, at Mississippi State, 2013
 Long: 71, Idaho, 2012

HILLIARD'S CAREER RUSHING STATS


YEAR	G-GS	ATT.	YDS.	TD	LONG
2011	13-0	62	336	8	25
2012	12-1	82	464	6	71
2013	12-0	68	310	7	34
2014	3-3	41	215	3	28
Totals	40-4	253	1,325	24	71

HILLIARD'S CAREER RECEIVING STATS

YEAR	G-GS	REC.	YDS.	TD	LONG
2011	13-0	3	13	1	8
2012	12-1	3	21	0	10
2013	12-0	1	0	0	0
2014	3-3	3	25	0	12
Totals	40-4	10	59	1	12



94
Danielle Hunter
Defensive End
6-6 • 240 • Jr. • 2L
Katy, Texas (Morton Ranch HS)



- 2014 Preseason All-SEC Third Team (Coaches)
- 2013 SEC Defensive Lineman of the Week (vs. Florida)

JUNIOR SEASON (2014)

Hunter has started at defensive end in 13 consecutive games for the Tigers dating back to the Auburn game last season ... His 15 tackles are second on the team, while his 2.5 tackles for loss are tied for the team lead with fellow defensive end Jermauria Rasco ... Came away with seven tackles which included four solo stops against No. 14 Wisconsin during the AdvoCare Texas Kickoff ... LSU's defense held the Badgers to 32 total yards on 19 plays over the final 27:24 of the contest as the Tigers erased a 17-point deficit ... Registered seven stops and tied a career-high with 1.5 tackles for loss versus Sam Houston State.

CAREER HIGHS

Total tackles: 8, Auburn, 2013
 Tackles for loss: 1.5 (Last: Sam Houston State, 2014; First: vs. TCU, 2013)
 Sacks: 1.0, (Last: vs. Iowa, 2014 Outback Bowl; First: Texas A&M, 2013)

HUNTER'S CAREER DEFENSIVE STATS

YEAR	G-GS	UT	AT	TT	TFL	SACKS	PBU	QBH	INT	FF	FR
2012	12-0	3	9	12	0	0	0	0	0	0	0
2013	13-10	19	38	57	8.0-32	3.0-20	2	5	0	1	0
2014	3-3	7	8	15	2.5-11	0	0	0	0	0	0
Totals	28-13	29	55	84	10.5-43	3.0-20	2	5	0	1	0



29
Rickey Jefferson
Safety
6-0 • 204 • So. • 1L
St. Rose, La. (Destrehan HS)



SOPHOMORE SEASON (2014)

Jefferson has been a key contributor to LSU's secondary in nickel and dime packages ... Recorded a quarterback hurry during the Wisconsin game ... Picked up his first career interception against Sam Houtson State ... Compiled a career-high five tackles versus ULM ... Also contributes on special teams.

CAREER HIGHS

Total tackles: 5, ULM, 2014
 Interceptions: 1, Sam Houston State, 2014
 PBUs: 1, 2x (Last: vs. Iowa, 2014 Outback Bowl; First: Arkansas, 2013)

JEFFERSON'S CAREER DEFENSIVE STATS

YEAR	G-GS	UT	AT	TT	TFL	SACKS	PBU	QBH	INT	FF	FR
2013	7-1	3	3	6	0.5-1	0-0	2	0	0	0	0
2014	3-0	2	4	6	0	0	0	1	1-18	0	0
Totals	11-1	5	7	12	0.5-1	0-0	2	1	1-18	0	0



10
Anthony Jennings
 Quarterback
 6-2 • 216 • So. • 1L
 Marietta, Ga. (Marietta HS)



• 2013 SEC Freshman of the Week (vs. Arkansas)

SOPHOMORE SEASON (2014)

Jennings has posted a 4-0 record as LSU's starting quarterback ... Converted on 9-of-21 passing for 239 yards and two touchdowns against No. 14 Wisconsin during the AdvoCare Texas Kickoff ... The nine completions, 239 yards and two touchdowns were all career-highs at the time ... Found Travin Dural for an 80-yard score with 4:47 remaining during the 1st quarter for LSU's first touchdown of the season ... At the time, the 80-yard touchdown matched the third-longest passing play in school history ... Also added a 36-yard scoring strike to John Diarse in the 4th quarter as LSU completed a 17-point comeback against the Badgers which tied for the fourth-largest comeback in school history since 1960 ... Tossed a career-best three touchdown passes versus Sam Houston State ... Fired a 94-yard touchdown to Dural on LSU's first play from scrimmage during the Sam Houston State game ... The 94-yard scoring strike was the longest pass in program history which eclipsed an 82-yard touchdown pass from Steve Ensminger to Carlos Carson against Georgia on Oct. 14, 1978 ... Was 11-of-18 for 139 yards against ULM.

CAREER PASSING HIGHS

Attempts: 21, vs. Wisconsin, 2014
 Completions: 11, ULM, 2014
 Yards: 239, vs. Wisconsin, 2014
 Touchdowns: 3, Sam Houston State, 2014
 Long: 94 (TD), Sam Houston State, 2014

CAREER RUSHING HIGHS

Attempts: 9, vs. Wisconsin, 2014
 Yards: 43, Sam Houston State, 2014
 Touchdowns: 1, 2x, (Last: vs. Iowa, 2014 Outback Bowl; First: vs. Florida, 2013)
 Long: 21 vs. Arkansas, 2013

JENNINGS' CAREER PASSING TOTALS

YEAR	G-GS	COMP.-ATT.-INT.	YDS.	TD	LONG
2013	9-1	13-29-1	181	1	49 (TD)
2014	3-3	27-52-1	566	5	94 (TD)
Totals	12-4	50-81-2	747	6	94 (TD)

JENNINGS' CAREER RUSHING STATS

YEAR	G-GS	ATT.	YDS.	TD	LONG
2013	9-1	19	18	1	21
2014	3-3	24	61	0	22
Totals	12-4	43	79	1	22



45
Deion Jones
 Linebacker
 6-1 • 220 • Jr. • 2L
 New Orleans, La. (Jesuit HS)



JUNIOR SEASON (2014)

Jones has played in all 29 career games and serves as a hard-hitting reserve linebacker who adds depth in the rotation ... Earned the starting nod at WILL linebacker for Kwon Alexander versus ULM ... Chipped in two tackles and a quarterback hurry versus No. 14 Wisconsin ... His QB hurry came on Wisconsin's final offense play on 3rd-and-12 which led to an incompletion during the 4th quarter ... Collected a career-high five tackles against Sam Houston State ... Also a contributor on special teams coverage units.

CAREER HIGHS

Total tackles: 5, Sam Houston State, 2014
 Tackles for loss: 1.0, 4x (Last: vs. Texas A&M, 2013; First: vs. North Texas, 2012)
 Sacks: 0

JONES' CAREER DEFENSIVE STATS

YEAR	G-GS	UT	AT	TT	TFL	SACKS	PBU	QBH	INT	FF	FR
2012	13-0	8	15	23	3.0-12	0	0	3	0	0	1-0
2013	13-0	6	9	15	1.0-6	0	0	1	0	0	0
2014	3-1	4	5	9	0.5-1	0	0	1	0	0	1-0
Totals	29-1	18	29	47	4.5-19	0	0	5	0	0	2-0



38
Jamie Keehn
 Punter
 6-4 • 220 • Jr. • 2L
 Miners Rest, Australia (The Rock Hampton GS)



- 2014 Preseason All-SEC Third Team (Coaches, Media)
- 2013 SEC Academic Honor Roll

JUNIOR SEASON (2014)

Keehn is LSU's starting punter for the second consecutive season ... Placed 10 of his 17 punts inside the 20-yard line on the season ... Boomed six additional punts over 50+ yards ... Had a career-high five punts downed inside the 20-yard line versus No. 14 Wisconsin ... Knocked a career-best 64-yard effort during the 2nd quarter against the Badgers ... Registered a career-high 47.8 yards per punt versus ULM.

KEEHN'S CAREER HIGHS

Punts: 10 vs. Iowa, 2014 Outback Bowl
 Punting Yards: 469 vs. Iowa, 2014 Outback Bowl
 Punting Avg.: 47.8, ULM, 2014
 Long: 64, vs. Wisconsin, 2014
 50+ Punts: 5, 2x, (Last: vs. Iowa, 2014 Outback Bowl; First: vs. Clemson, 2012 Chick-fil-A Bowl)
 i20-yard line: 5, vs. Wisconsin, 2014

KEEHN'S CAREER PUNTING TOTALS

YEAR	NO.	YDS.	AVG.	LG	I20	TB	50+
2012	12	524	43.7	58	3	1	6
2013	43	1,765	41.0	58	18	4	10
2014	17	754	44.4	64	10	0	6
Totals	72	3,043	42.26	64	31	5	22



91
Christian LaCouture
Defensive Tackle
6-5 • 300 • So. • 1L
Lincoln, Neb. (Lincoln Southwest HS)



SOPHOMORE SEASON (2014)

LaCouture was one of four players and the only defensive player to make his first career start against No. 14 Wisconsin at the AdvoCare Texas Kickoff ... Contributed a career-high three tackles from his left defensive tackle spot against the Badgers ... Tacked on two stops and a half-tackle for loss during the Sam Houston State and ULM games ... A talented prospect with outstanding size and strength at the point of attack.

CAREER HIGHS

Total tackles: 3, vs. Wisconsin, 2014
 Tackles for loss: 1.0, at Mississippi State, 2013
 Sacks: 1.0, at Mississippi State, 2013

LaCOUTURE'S CAREER DEFENSIVE STATS

YEAR	G-GS	UT	AT	TT	TFL	SACKS	PBU	QBH	INT	FF	FR
2013	13-0	3	8	11	1.5-2	1.0-2	0	0	0	0	0
2014	3-3	1	6	7	1.0-1	0.5-1	1	0	0	0	0
Totals	16-3	4	14	18	2.5-3	1.5-3	1	0	0	0	0



23
Lamar Louis
Linebacker
5-11 • 229 • Jr. • 2L
Breaux Bridge, La. (Breaux Bridge HS)



JUNIOR SEASON (2014)

Louis has served as LSU's starting SAM linebacker in two of three games on the season ... Tallied two tackles and against No. 14 Wisconsin at the AdvoCare Texas Kickoff ... It was Louis' first start since the Arkansas game on Nov. 23, 2012 ... Did not play versus ULM ... Moved from MIKE to SAM linebacker position during the offseason.

CAREER HIGHS

Total tackles: 7, UAB, 2013
 Tackles for loss: 0
 Sacks: 0

LOUIS' CAREER DEFENSIVE STATS

YEAR	G-GS	UT	AT	TT	TFL	SACKS	PBU	QBH	INT	FF	FR
2012	11-5	5	8	13	0	0	0	2	0	0	0
2013	13-0	11	14	25	0	0	0	0	0	0	2-0
2014	2-2	2	1	3	0	0	0	0	0	0	0
Totals	26-7	18	22	39	0	0	0	2	0	0	2-0



18
Terrence Magee
Running Back
5-9 • 217 • Sr. • 2L
Franklinton, La. (Franklinton HS)



- 2014 Preseason All-SEC Second Team (Coaches, Media)
- 2014 Doak Walker Award Watch List
- 2013 SEC Offensive Player of the Week (vs. Texas A&M)

SENIOR SEASON (2014)

Magee has come away with 78 yards on 24 carries during LSU's first three games ... Churned out a season's best 43 yards on 12 carries against ULM ... A gifted athlete who is coming off his most productive season at LSU where he finished second on the team with 626 rushing yards and eight rushing touchdowns ... Has all the tools necessary to be LSU's next 1,000-yard rusher ... Great vision and awareness; quick feet and elusive; runs hard and is a tough and durable back ... Also has tremendous hands and provides LSU with a threat in the passing game out of the backfield.

RUSHING CAREER HIGHS

Attempts: 13, 2x (Last: Texas A&M, 2013; First: vs. TCU, 2013)
 Yards: 149, Texas A&M, 2013
 Touchdowns: 2, 3x (Last: Arkansas, 2013; First: vs. TCU, 2013)
 Long: 65, Texas A&M, 2013

RECEIVING CAREER HIGHS

Receptions: 1, 7x (Last: at Alabama, 2013; First: Idaho, 2012)
 Yards: 17, Florida, 2013
 Long: 17, Florida, 2013

MAGEE'S CAREER RUSHING STATS

YEAR	G-GS	ATT.	YDS.	TD	LONG
2011	5-0	27	133	1	35
2012	9-0	1	0	0	0
2013	13-0	86	626	8	65
2014	3-0	24	78	0	12
Totals	30-0	138	837	9	65

MAGEE'S CAREER RECEIVING STATS

YEAR	G-GS	REC.	YDS.	TD	LONG
2011	5-0	0	0	0	0
2012	9-0	1	7	0	7
2013	13-0	6	49	0	17
2014	2-0	0	0	0	0
Totals	29-0	7	56	0	17



26

Ronald Martin
Safety

6-2 • 220 • Sr. • 3L

White Castle, La. (White Castle HS)



SENIOR SEASON (2014)

Martin has started at strong safety in all three games ... Picked up 10 tackles which is tied for fifth on the team ... His start versus Wisconsin was his first since the Furman game on Oct. 26, 2013 ... Collected five tackles and an interception during LSU's 28-24 comeback win over the Badgers ... Recorded his fourth career INT on 3rd and 10 play with Wisconsin driving in LSU territory at the 6:45 mark of the 4th quarter ... LSU's defense held the Badgers to 32 total yards on 19 plays over the final 27:24 of the contest as the Tigers erased a 17-point deficit ... Added three tackles and a PBU versus ULM.

CAREER HIGHS

Total tackles: 12, at Ole Miss, 2013

Tackles for loss: 0.5, twice (Last: vs. Idaho, 2012; First: vs. North Texas, 2012)

Interceptions: 2, vs. Idaho, 2012

PBUs: 2, at Mississippi State, 2013

MARTIN'S CAREER DEFENSIVE STATS

YEAR	G-GS	UT	AT	TT	TFL	SACKS	PBU	QBH	INT	FF	FR
2011	3-0	2	1	3	0	0	2	0	0	0	0
2012	13-1	18	17	35	1.0-1	0	0	0	2-45	1	0
2013	8-7	20	18	38	0	0	4	0	1-0	1	1-0
2014	3-3	4	6	10	0	0	1	0	1-8	0	0
Totals	27-11	44	42	86	1.0-1	0	7	0	4-53	2	1-0



28

Jalen Mills
Safety

6-0 • 194 • Jr. • 2L

DeSoto, Texas (DeSoto HS)



- 2014 Lott IMPACT Trophy Watch List
- 2013 Preseason All-SEC Third Team (Media)
- 2012 Freshman All-America First Team (Sporting News, CBSSports.com, FoxSportsNext.com)
- 2012 SEC Freshman of the Week (vs. Washington)

JUNIOR SEASON (2014)

Mills has started at free safety in all three games ... Started in 29 consecutive games to begin his career ... Extremely active with four tackles, one stop for loss, one interception and one quarterback hurry against No. 14 Wisconsin at the AdvoCare Texas Kickoff ... His sixth career INT came with 11:04 to go in the 4th quarter and led to LSU's go-ahead touchdown drive ... His QB hurry resulted in fellow safety Ronald Martin's INT on Wisconsin's next possession ... Collected two tackles and a PBU versus ULM ... Moved to free safety leading into the 2014 Outback Bowl versus Iowa.

CAREER HIGHS

Total tackles: 9, 3x (Last: Arkansas, 2013; First: at Arkansas, 2012)

Interceptions: 1, 6x (Last: vs. Wisconsin, 2014; First: Washington, 2012)

PBUs: 2, at Arkansas, 2012

MILLS' CAREER DEFENSIVE STATS

YEAR	G-GS	UT	AT	TT	TFL	SACKS	PBU	QBH	INT	FF	FR
2012	13-13	38	19	57	0	0	5	0	2-18	0	0
2013	13-13	45	22	67	4.0-23	3.0-21	3	0	3-(-6)	0	0
2014	3-3	5	3	8	1.0-1	0	1	1	1-0	0	0
Totals	29-29	88	44	132	5.0-24	3.0-21	9	1	6-12	0	0



92

Lewis Neal
Defensive End

6-1 • 255 • So. • 1L

Wilson, N.C. (James B. Hunt HS)



SOPHOMORE SEASON (2014)

Neal has seen action as a reserve defensive end in all three games for the Tigers ... Recorded his first career tackle for loss against Sam Houston State ... Very quick and explosive player off the line.

CAREER HIGHS


Total tackles: 4, UAB, 2013

Tackles for loss: 1.0, Sam Houston State, 2014

Sacks: 0.5, UAB, 2013

NEAL'S CAREER DEFENSIVE STATS

YEAR	G-GS	UT	AT	TT	TFL	SACKS	PBU	QBH	INT	FF	FR
2013	10-0	0	7	7	0.5-2	0.5-2	0	1	0	0	0
2014	3-0	1	0	1	1.0-3	0	0	0	0	0	0
Totals	13-0	1	7	8	1.5-5	0.5-2	0	1	0	0	0



43

Connor Neighbors
Fullback

5-11 • 229 • Sr. • 2L

Huntsville, Ala. (Huntsville HS)



SENIOR SEASON (2014)

Neighbors has started at fullback in all three games this season ... Has started in 10 of LSU's last 11 games dating back to the Mississippi State game on Oct. 5, 2013 ... Fifth-year senior who has logged action in 34 career games.

RUSHING CAREER HIGHS

Attempts: 1, 2x, (Last: at Mississippi State, 2013)

Yards: 1, vs. TCU, 2013

Touchdowns: 0

Long: 1, vs. TCU, 2013

RECEIVING CAREER HIGHS

Receptions: 2, vs. Iowa, 2014 Outback Bowl

Yards: 52, Kent State, 2013

Long: 52, Kent State, 2013

NEIGHBORS' CAREER RUSHING STATS

YEAR	G-GS	ATT.	YDS.	TD	LONG
2010	1-0	0	0	0	0
2011	4-0	0	0	0	0
2012	13-0	1	5	0	5
2013	13-7	2	1	0	1
2014	3-3	0	0	0	0
Totals	34-10	3	6	0	5

NEIGHBORS' CAREER RECEIVING STATS

YEAR	G-GS	REC.	YDS.	TD	LONG
2010	1-0	0	0	0	0
2011	4-0	0	0	0	0
2012	13-0	0	0	0	0
2013	13-7	7	92	0	52
2014	3-3	0	0	0	0
Totals	34-10	7	92	0	52



77
Ethan Pocic
 Center
 6-7 • 301 • So. • 1L
 Lemont, Ill. (Lemont HS)



SOPHOMORE SEASON (2014)

Pocic has started at center in two of the first three games of the season ... Played on all 67 snaps versus No. 14 Wisconsin and garnered a team-leading six knockdowns ... Did not play versus ULM ... A strong and physical offensive lineman with exceptional quickness who has the ability to play anywhere on the offensive line.



55
Elliott Porter
 Center
 6-4 • 297 • Sr. • 2L
 Waggaman, La. (Shaw HS)



• **2014 Rimington Trophy Watch List**

SENIOR SEASON (2013)

After missing the first two games of the season, Porter was LSU's starting center against ULM ... Played all 66 snaps and posted four knockdowns versus the Warhawks ... Logged action in 23 career games with 13 starts at center to his credit ... Started 12 of 13 games last season missing only the Furman game on Oct. 26, 2013.



8
Trey Quinn
 Wide Receiver
 6-0 • 194 • Fr. • HS
 Lake Charles, La. (Barbe HS)



TRUE FRESHMAN SEASON (2014)

Quinn is one of 17 true freshmen to see action for the Tigers this season ... Started at the X receiver position in two of three games ... Secured his first first career reception versus No. 14 Wisconsin in the 2nd quarter ... Hauled in a two-point conversion play at the 12:08 mark of the 4th quarter to pull LSU within 24-21 versus the Badgers ... Notched two receptions for a combined 38 yards during the Sam Houston State and ULM games.

CAREER HIGHS

Receptions: 2, 2x, (Last: ULM, 2014; First: Sam Houston State, 2014)
 Yards: 26, Sam Houston State, 2014
 Long: 14, Sam Houston State, 2014

QUINN'S CAREER RECEIVING STATS

YEAR	G-GS	REC.	YDS.	TD	LONG
2014	3-2	5	49	0	14
Totals	3-2	5	49	0	14

QUINN'S CAREER RUSHING STATS

YEAR	G-GS	REC.	YDS.	TD	LONG
2014	3-2	2	11	0	9
Totals	3-2	2	11	0	9



59
Jermauria Rasco
 Defensive End
 6-3 • 247 • Sr. • 3L
 Shreveport, La. (Evangel Christian Academy)



• **2014 Preseason All-SEC Third Team (Coaches, Media)**

SENIOR SEASON (2014)

Rasco has started at left defensive end in all three games ... His 10 tackles are tied for fifth on the team, while his 2.5 tackles for loss are tied for the team lead with fellow defensive end Danielle Hunter ... Picked up five tackles during LSU's 28-24 comeback victory over No. 14 Wisconsin at the AdvoCare Texas Kickoff ... LSU's defense held the Badgers to 32 total yards on 19 plays over the final 27:24 of the contest as the Tigers erased a 17-point deficit ... Added two tackles and a sack versus Sam Houston State ... Recorded three tackles, a sack and a pair of quarterback hurries against ULM ... Has started 16 straight games dating back to 2013 season opener against No. 20 TCU.

CAREER HIGHS

Total tackles: 7, Arkansas, 2013
 Tackles for loss: 1.0, 9x (Last: ULM, 2014; First: Auburn, 2011)
 Sacks: 1.0, 7x (Last: ULM, 2014; First: Auburn, 2011)

RASCO'S CAREER DEFENSIVE STATS

YEAR	G-GS	UT	AT	TT	TFL	SACKS	PBU	QBH	INT	FF	FR
2011	9-0	10	7	17	3.5-21	2.0-17	0	0	0	0	0
2012	13-0	2	8	10	2.0-3	0	0	1	0	1	0
2013	13-13	22	34	56	8.5-30	4.0-25	5	8	0	1	1-0
2014	3-3	4	6	10	2.5-11	2.0-10	0	2	0	0	0
Totals	38-16	38	55	93	16.5-65	8.0-52	5	11	0	2	1-0



40
Duke Riley
 Linebacker
 6-1 • 218 • So. • 1L
 Buras, La. (John Curtis HS)



SOPHOMORE SEASON (2014)

Riley is a speedy reserve linebacker that has the ability to put pressure on the quarterback and cover receivers down field ... Earned his first career start versus ULM at the SAM linebacker spot ... Racked up a career-high eight tackles in place of Lamar Louis ... Posted two tackles versus No. 14 Wisconsin at the AdvoCare Texas Kickoff ... His 10 tackles on the season are tied for fifth on the team ... Has seen action in all 16 career games ... Also a valuable member on LSU's special teams units ... Tied with Jamal Adams for the team lead with four tackles on special teams.

CAREER HIGHS

Total tackles: 8, ULM, 2014
 Tackles for loss: 0.5, Auburn, 2013
 Sacks: 0

RILEY'S CAREER DEFENSIVE STATS

YEAR	G-GS	UT	AT	TT	TFL	SACKS	PBU	QBH	INT	FF	FR
2013	13-0	1	6	7	0.5-8	0	0	0	0	0	0
2014	3-1	3	7	10	0	0	0	0	0	0	0
Totals	16-1	4	13	17	0.5-8	0	0	0	0	0	0



21

Rashard Robinson
 Defensive Back
 6-3 • 177 • So. • 1L
 Pompano Beach, Fla. (Ely HS)



- 2014 Preseason All-SEC Third Team (Coaches, Media)
- 2013 SEC Co-Freshman of the Week (vs. Texas A&M)

SOPHOMORE SEASON (2014)

Robinson has seen action in a reserve role in LSU's secondary ... Secured a season's best two tackles versus ULM ... Did not play during LSU's 28-24 comeback win over No. 14 Wisconsin ... Started two of LSU's final three games at cornerback during the 2013 season ... Lengthy cornerback with great speed and an aggressive mindset on the field.

CAREER HIGHS

Total tackles: 3, at Mississippi State, 2013
 PBUs: 1, 3x (Last: vs. Iowa, 2014 Outback Bowl; First: at Mississippi State, 2013)
 Interceptions: 1, Texas A&M, 2013

ROBINSON'S CAREER DEFENSIVE STATS

YEAR	G-GS	UT	AT	TT	TFL	SACKS	PBU	QBH	INT	FF	FR
2013	12-2	12	4	16	0.5-0	0	3	0	1-0	0	0
2014	2-0	1	2	3	0	0	0	0	0	0	0
Totals	14-2	13	6	19	0.5-0	0	3	0	1-0	0	0



58

Sione Teuhema
 Defensive End
 6-4 • 232 • Fr. • HS
 Keller, Texas (Keller HS)



TRUE FRESHMAN SEASON (2014)

Teuhema is one of 17 true freshmen to see action for the Tigers this season ... Was extremely active during his career debut versus Sam Houston State where he garnered four tackles and two sacks during the 4th quarter ... His two sacks resulted in a loss of 19 yards.

TEUHEMA'S CAREER DEFENSIVE STATS

YEAR	G-GS	UT	AT	TT	TFL	SACKS	PBU	QBH	INT	FF	FR
2014	2-0	3	2	5	2.0-19	2.0-19	0	0	0	0	0
Totals	2-0	3	2	5	2.0-19	2.0-19	0	0	0	0	0

CAREER HIGHS

Total tackles: 4, Sam Houston State, 2014
 Tackles for loss: 2.0, Sam Houston State, 2014
 Sacks: 2.0, Sam Houston State, 2014)



13

Dwayne Thomas
 Cornerback
 6-0 • 182 • So. • 1L
 New Orleans, La. (O.P. Walker HS)



REDSHIRT SOPHOMORE SEASON (2014)

Thomas has been a key playmaker in LSU's nickel and dime packages ... Secured a team-leading 16 tackles thru three games ... Picked up five tackles which included a half stop for loss and one PBU versus No. 14 Wisconsin ... Racked up a career-high seven stops, notched his first career interception and registered a QB hurry against Sam Houston State ... Added four tackles and another QB hurry versus ULM ... Also a valuable contributor on special teams.

CAREER HIGHS

Total tackles: 7, Sam Houston State, 2014
 PBUs: 3, Auburn, 2013
 Sacks: 2.0, Furman, 2013
 Interceptions: 1, Sam Houston State, 2014

THOMAS' CAREER DEFENSIVE STATS

YEAR	G-GS	UT	AT	TT	TFL	SACKS	PBU	QBH	INT	FF	FR
2012	3-0	0	0	0	0	0	0	0	0	0	0
2013	11-0	6	4	10	4.0-24	3.0-23	5	1	0	2	0
2014	3-0	5	11	16	1.5-4	0.5-3	1	2	1-0	0	0
Totals	17-0	11	15	22	5.5-28	3.3-26	6	3	1-0	2	0



95

Quentin Thomas
 Defensive Tackle
 6-4 • 303 • Jr. • 1L
 Breau Bridge, La. (Breau Bridge HS)



JUNIOR SEASON (2014)

Thomas has started at right defensive tackle in two of three games ... Recorded a tackle during all three games on LSU's front four ... Served as backup behind Ego Ferguson for a majority of the 2013 season.

CAREER HIGHS

Total tackles: 4, UAB, 2013
 Tackles for loss: 0.5, Furman, 2013
 Sacks: 0

THOMAS' CAREER DEFENSIVE STATS

YEAR	G-GS	UT	AT	TT	TFL	SACKS	PBU	QBH	INT	FF	FR
2012	3-0	0	1	1	0	0	0	0	0	0	0
2013	11-1	3	6	9	0.5-3	0	2	0	0	0	1-0
2014	3-2	1	2	3	0	0	0	0	0	0	0
Totals	16-3	4	9	13	0.5-3	0	2	0	0	0	1-0



31
D.J. Welter
Linebacker
6-1 • 235 • Sr. • 1L
Crowley, La. (Notre Dame HS)



SENIOR SEASON (2014)

Welter has served as LSU's starting MIKE linebacker in 16 consecutive games over the last two seasons ... His 11 tackles are tied for third on the team ... Notched five tackles and one PBU versus No. 14 Wisconsin at the AdvoCare Texas Kickoff ... His PBU came on Wisconsin's final offense play on 3rd and 12 during the 4th quarter ... LSU's defense held the Badgers to 32 total yards on 19 plays over the final 27:24 of the contest as the Tigers erased a 17-point deficit ... Tallied four tackles with a sack and a forced fumble against Sam Houston State ... Solid linebacker who has good instincts.

CAREER HIGHS

Total tackles: 11 vs. Auburn, 2013
 Tackles for loss: 1.0, 3x (Last: Sam Houston State, 2014; First: Kent State, 2013)
 Sacks: 1.0, 3x, (Last: Sam Houston State, 2014; First: Kent State, 2013)

WELTER'S CAREER DEFENSIVE STATS

YEAR	G-GS	UT	AT	TT	TFL	SACKS	PBU	QBH	INT	FF	FR
2011	7-0	1	4	5	0	0	0	0	0	0	0
2012	1-0	0	2	2	0	0	0	0	0	0	0
2013	13-13	25	55	80	4.0-11	2.0-8	1	3	0	0	0
2014	3-3	2	9	11	1.0-11	1.0-11	1	0	0	1	0
Totals	24-16	28	70	98	5.0-22	3.0-19	2	3	0	1	0



34
Darrel Williams
Running Back
6-0 • 230 • Fr. • HS
Marrero, La. (John Ehret HS)



TRUE FRESHMAN SEASON (2014)

Williams is one of 17 true freshmen to see action for the Tigers this season ... Made an instant impact and rushed for 65 yards on 14 carries in his career debut versus Sam Houston State ... Added a 1-yard touchdown during the 3rd quarter ... The 65 rushing yards were the sixth-most by a LSU true freshman in his debut ... Garnered 37 yards on seven carries and scored two more touchdowns highlighted by a 22-yard scamper against ULM in the 2nd quarter.

CAREER HIGHS

Attempts: 14, Sam Houston State, 2014
 Yards: 65, Sam Houston State, 2014
 Touchdowns: 2, ULM, 2014
 Long: 22, ULM, 2014

WILLIAMS' CAREER RUSHING STATS

YEAR	G-GS	ATT.	YDS.	TD	LONG
2014	2-0	21	102	3	22
Totals	2-0	21	102	3	22



16
Tre'Davious White
Defensive Back
5-11 • 191 • So. • 1L
Shreveport, La. (Green Oaks HS)



- 2014 Preseason All-SEC Second Team (Coaches)
- 2014 Thorpe Award Watch List
- 2014 Sports Illustrated Preseason All-America Second Team
- 2014 Athlon Sports Preseason All-America Third Team
- 2013 All-SEC Freshman Team (Coaches)

SOPHOMORE SEASON (2014)

White has started at right cornerback during LSU's first three games ... Totaled three tackles along with a PBU versus No. 14 Wisconsin during the AdvoCare Texas Kickoff ... Collected four tackles which included one stop for loss versus ULM ... Has started 14 straight games at cornerback dating back to the Kent State game on Sept. 14, 2013 ... Also served as LSU's punt returner and broke a 30-yard return against Sam Houston State.

CAREER HIGHS

Total tackles: 8, Arkansas, 2013
 PBUs: 2, 2x (Last: at Ole Miss, 2013; First: at Mississippi State, 2013)
 INT: 1, 2x (Last: vs. Iowa, 2014 Outback Bowl; First: at Mississippi State, 2013)

WHITE'S CAREER DEFENSIVE STATS

YEAR	G-GS	UT	AT	TT	TFL	SACKS	PBU	QBH	INT	FF	FR
2013	13-11	39	16	55	2.5-3	0	7	0	2-40	1	0
2014	3-3	6	3	9	1.0-1	0	2	1	0	0	0
Totals	16-14	45	19	64	3.5-4	0	9	1	2-40	1	0

WHITE'S CAREER PUNT RETURN STATS

YEAR	G-GS	ATT.	YDS.	TD	LONG
2014	3-0	10	87	0	30
Totals	3-0	10	87	0	30

THE LAST TIME LSU ... (ALL GAMES)

Scoring

Scored 30 or more points	31 vs. ULM (9/13/14)
Scored 40 or more points	56 vs. Sam Houston State (9/6/14)
Scored 50 or more points	56 vs. Sam Houston State (9/6/14)
Scored 60 or more points	63 vs. Idaho (09/15/12)
Scored 70 or more points	70 vs. Arkansas State (10/12/90)

Total Offense

Had more than 400 total yards	584 vs. Sam Houston State (9/6/14)
Had more than 450 total yards	584 vs. Sam Houston State (9/6/14)
Had more than 500 total yards	584 vs. Sam Houston State (9/6/14)
Had more than 550 total yards.....	584 vs. Sam Houston State (9/6/14)
Had more than 600 total yards	672 vs. Furman (10/26/13)
Had more than 650 total yards	672 vs. Furman (10/26/13)
Had more than 700 total yards	746 vs. Rice (09/24/77)

Rushing Offense

Rushed for 150 or more yards	219 vs. ULM (9/13/14)
Rushed for 200 or more yards	219 vs. ULM (9/13/14)
Rushed for 250 or more yards	334 vs. Sam Houston State (9/6/14)
Rushed for 300 or more yards.....	334 vs. Sam Houston State (9/6/14)
Rushed for 350 or more yards	353 at Ole Miss (11/19/11)
Rushed for 400 or more yards	400 vs. Kentucky (11/01/97)
Rushed for 425 or more yards	433 vs. Houston (09/07/96)
Rushed for 500 or more yards	503 vs. Oregon (10/22/77)

Passing Offense

Passed for 250 or more yards	250 vs. Sam Houston State (9/6/14)
Passed for 300 or more yards	340 vs. Furman (10/26/13)
Passed for 350 or more yards	372 at Georgia (09/28/13)
Passed for 400 or more yards.....	444 vs. Illinois (01/01/02 - Sugar Bowl)
Passed for 450 or more yards	528 at Alabama (11/03/01)
Passed for 500 or more yards	528 at Alabama (11/03/01)

Scoring Defense

Allowed 0 points	0 vs. ULM (9/13/14)
Allowed 3 or fewer points.....	0 vs. ULM (9/13/14)
Allowed 7 or fewer points.....	0 vs. ULM (9/13/14)
Allowed 10 or fewer points.....	0 vs. ULM (9/13/14)
Allowed 14 or fewer points	0 vs. ULM (9/13/14)

Total Defense

Allowed fewer than 75 total yards	70 vs. Louisiana-Lafayette (10/05/02)
Allowed fewer than 100 total yards.....	93 vs. ULM (9/13/14)
Allowed fewer than 125 total yards	93 vs. ULM (9/13/14)
Allowed fewer than 150 total yards	93 vs. ULM (9/13/14)
Allowed fewer than 175 total yards	93 vs. ULM (9/13/14)
Allowed fewer than 200 total yards	93 vs. ULM (9/13/14)
Allowed fewer than 225 total yards	93 vs. ULM (9/13/14)
Allowed fewer than 250 total yards.....	93 vs. ULM (9/13/14)
Allowed fewer than 275 total yards	93 vs. ULM (9/13/14)
Allowed fewer than 300 total yards.....	93 vs. ULM (9/13/14)

Rushing Defense

Allowed 0 or fewer yards	-4 vs. Northwestern State (09/10/11)
Allowed 10 or fewer yards	-4 vs. Northwestern State (09/10/11)
Allowed 20 or fewer yards	16 vs. ULM (9/13/14)
Allowed 30 or fewer yards	16 vs. ULM (9/13/14)
Allowed 40 or fewer yards	16 vs. ULM (9/13/14)
Allowed 50 or fewer yards	16 vs. ULM (9/13/14)
Allowed 60 or fewer yards	16 vs. ULM (9/13/14)
Allowed 70 or fewer yards	16 vs. ULM (9/13/14)
Allowed 80 or fewer yards	16 vs. ULM (9/13/14)
Allowed 90 or fewer yards	16 vs. ULM (9/13/14)
Allowed 100 or fewer yards	16 vs. ULM (9/13/14)

THE LAST TIME LSU ... (ALL GAMES)

Passing Defense

Allowed 0 passing yards	0 vs. Alabama (11/06/71)
Allowed 50 or fewer yards	50 vs. Wisconsin (8/30/14)
Allowed 100 or fewer yards	77 vs. ULM (9/13/14)
Allowed 150 or fewer yards	77 vs. ULM (9/13/14)
Allowed 175 or fewer yards.....	77 vs. ULM (9/13/14)
Allowed 200 or fewer yards	77 vs. ULM (9/13/14)

Individual Rushing

Had a player rush for 100 or more yards	110 by Kenny Hilliard vs. Wisconsin (8/30/14)
Had a player rush for 150 or more yards	216 by Jeremy Hill vs. Iowa (1/1/14 - Outback Bowl)
Had a player rush for 200 or more yards.....	216 by Jeremy Hill vs. Iowa (1/1/14 - Outback Bowl)
Had a player rush for 225 or more yards	250 by Alley Broussard vs. Ole Miss (11/20/04)
Had a player rush for 2 or more TDs	2 by Darrel Williams vs. ULM (9/13/14)
Had a player rush for 3 or more TDs	3 by Kenny Hilliard at Mississippi State (10/05/13)
Had a player rush for 4 or more TDs	4 by Domanick Davis vs. Illinois (01/01/02 - Sugar Bowl)
Had a player rush for 5 or more TDs	5 by Kevin Faulk at Kentucky (11/01/97)

Individual Passing

Had a player pass for 200 or more yards.....	239 by Anthony Jennings vs. Wisconsin (8/30/14)
Had a player pass for 250 or more yards	328 by Zach Mettenberger vs. Furman (10/26/13)
Had a player pass for 300 or more yards.....	328 by Zach Mettenberger vs. Furman (10/26/13)
Had a player pass for 350 or more yards	372 by Zach Mettenberger at Georgia (09/28/13)
Had a player pass for 400 or more yards	444 by Rohan Davey vs. Illinois (01/01/02 - Sugar Bowl)
Had a player pass for 450 or more yards.....	528 by Rohan Davey at Alabama (11/03/01)
Had a player pass for 500 or more yards	528 by Rohan Davey at Alabama (11/03/01)
Had a player pass for 2 or more TDs	3 by Anthony Jennings vs. Sam Houston State (9/6/14)
Had a player pass for 3 or more TDs	3 by Anthony Jennings vs. Sam Houston State (9/6/14)
Had a player pass for 4 or more TDs.....	5 by Zach Mettenberger vs. UAB (09/07/13) - school record
Had a player complete 20 passes.....	25 by Zach Mettenberger at Mississippi State (10/05/13)
Had a player complete 25 passes	25 by Zach Mettenberger at Mississippi State (10/05/13)
Had a player complete 30 passes.....	31 by Rohan Davey vs. Illinois (01/01/02 - Sugar Bowl)
Had a player complete 35 passes	35 by Rohan Davey at Alabama (11/03/02)
Had a player complete 15 straight passes	17 by Rohan Davey vs. Arkansas-6 (11/26/99), vs. Western Carolina-11 (09/02/00)
.....	17 by Matt Mauck vs. Arizona-11 (09/06/03), vs. Western Illinois-6 (09/13/03)
Had a player throw 30 passes.....	33 by Zach Mettenberger at Ole Miss (10/19/13)
Had a player throw 35 passes.....	37 by Zach Mettenberger at Georgia (09/28/13)
Had a player throw 40 passes	47 by Matt Flynn vs. Arkansas (11/23/07)
Had a player throw 45 passes	47 by Matt Flynn vs. Arkansas (11/23/07)
Had a player throw 50 passes	53 by Rohan Davey vs. Illinois (01/01/02 - Sugar Bowl)

Individual Receiving

Had a player with 9 or more receptions in a game	9 by Odell Beckham Jr. at Mississippi State (10/05/13)
Had a player with 10 or more receptions in a game.....	10 by Jarvis Landry at Georgia (09/28/13)
Had a player with 11 or more receptions in a game	12 by Brandon LaFell vs. Troy (11/15/08)
Had a player with 12 or more receptions in a game	12 by Brandon LaFell vs. Troy (11/15/08)
Had a player with 13 or more receptions in a game	14 by Josh Reed vs. Illinois (01/01/02 - Sugar Bowl)
Had a player with 14 or more receptions in a game	14 by Josh Reed vs. Illinois (01/01/02 - Sugar Bowl)
Had a player with 15 or more receptions in a game	19 by Josh Reed at Alabama (11/03/01)
Had a player receive 100 or more yards.....	140 by Travin Dural vs. Sam Houston State (9/6/14)
Had a player receive 150 or more yards	151 by Travin Dural vs. Wisconsin (8/30/14)
Had a player receive 200 or more yards	204 by Odell Beckham Jr. vs. Furman (10/26/13)
Had a player receive 250 or more yards.....	293 by Josh Reed at Alabama (11/03/01)
Had a player receive for 2 or more TDs	3 by Travin Dural vs. Sam Houston State (9/6/14)
Had a player receive for 3 or more TDs	3 by Travin Dural vs. Sam Houston State (9/6/14)
Had a player receive for 4 or more TDs	4 by Tony Moss vs. Ohio University (09/30/89)
Had a player receive for 5 or more TDs	5 by Carlos Carson vs. Rice (09/24/77)

THE LAST TIME LSU ... (ALL GAMES)

Games against Ranked Teams

Beat a top 25 team	#14 Wisconsin, 28-24, in AdvoCare Texas Kickoff in Houston, Texas (8/30/14)
Beat a top 10 team	#9/10 Texas A&M, 34-10, in Baton Rouge (11/23/13)
Beat a top 5 team	#3 South Carolina, 23-21, in Baton Rouge (10/13/12)
Beat an FBS No. 1 team (AP or Coaches Poll)	#1 Ohio State, 38-24 (01/07/08 - BCS Championship Game)
Beat an FBS No. 1 team (AP or Coaches Poll) at home	#1 Florida, 28-21 (10/11/97)
Beat a ranked opponent at home	#9/10 Texas A&M, 34-10, in Baton Rouge (11/23/13)
Beat a ranked opponent on the road	#20/19 Texas A&M, 24-19, in College Station, Texas (10/20/12)
Beat a ranked opponent at a neutral site	#14 Wisconsin, 28-24, in AdvoCare Texas Kickoff in Houston, Texas (8/30/14)
Beat back-to-back ranked opponents	#3 South Carolina, 23-21, in Baton Rouge (10/13/12) & #20/19 Texas A&M, 24-19, in College Station (10/20/12)
Beat a ranked team in three straight games	11/23/01 - 01/01/02 vs. #22 Arkansas, #24 Auburn, #2 Tennessee (SEC CG), #7 Illinois (Sugar Bowl)
Beat a ranked team in four straight games	11/23/01 - 01/01/02 vs. #22 Arkansas, #24 Auburn, #2 Tennessee (SEC CG), #7 Illinois (Sugar Bowl)
Lost to a ranked opponent at home	#1 Alabama, 21-17 (11/03/12)
Lost to a ranked opponent on the road	#1 Alabama, 38-17, in Tuscaloosa, Ala. (11/09/13)
Lost to a ranked opponent at a neutral site	#14 Clemson, 25-24, in Chick-fil-A Bowl (12/31/12)
Lost to an unranked opponent at home	Ole Miss, 31-13 (11/22/08)
Lost to an unranked opponent on the road	at Ole Miss, 27-24 (10/19/13)

Special Situations

Won on the last play of the game	at #2 Alabama (9-6, 11/05/11); Drew Alleman 25-yard field goal in overtime
Lost on the last play of the game	#14 Clemson, 25-24, in Chick-fil-A Bowl (12/31/12); field goal as time expired
Came back and won from 10 or more down in 4th quarter	vs. #14 Wisconsin, 28-24 (8/30/14); down 24-13 entering 4th quarter
Lost when leading by 10 or more in 4th quarter	#14 Clemson, 25-24 in Chick-fil-A Bowl (12/31/12); led 24-13 entering fourth quarter
Lost when leading by 20 points of more	Tennessee, 30-27 OT (09/26/05); led 21-0 at halftime
Scored on the first play from scrimmage	Travin Dural (94-yard pass from QB Anthony Jennings) vs. Sam Houston State (9/6/14)
A QB caught a pass on a designed play	Matt Flynn (35-yards from WR Early Doucet) at Alabama (11/03/07)
A RB threw a TD pass on a designated play	Spencer Ware (39 yards to Rueben Randle for a TD) at Auburn (10/23/10)
Had two RB rush for at least 100 yards each	Jeremy Hill (143 yds) and Terrence Magee (108 yds) vs. Furman (10/25/13)

Returns/Special Teams/Defense

Returned a KO for a TD	Morris Claiborne, 99 yards at West Virginia (09/24/11)
Returned a Punt for a TD	Odell Beckham, Jr. 89 yards vs. Ole Miss (11/17/12)
Returned an INT for a TD	Ronald Martin (45 yards) & Lavar Edwards (23 yards) vs. Idaho (09/15/12)
Returned 2 INTs for TDs	Ronald Martin (45 yards) & Lavar Edwards (23 yards) vs. Idaho (09/15/12)
Returned 3 INTs for TDs	3 vs. Arkansas State (C. Raymond, D. Walkup, C. Buckels) (10/12/91)
Recovered a fumble in endzone for a TD	Kevin Minter at Ole Miss (11/19/11)
Returned a fumble for a TD	Tyrann Mathieu, 23-yard fumble return and recovery vs. Kentucky (10/01/11)
Scored two defensive TDs in a game	2 vs. UL-Monroe (R. Brooks, INT; L. Edwards, FUM) (11/13/10)
Faked a field goal for a touchdown	Colt David (kicker), 15-yard run (09/22/07 vs. South Carolina)
Faked a punt for a first down	Kendell Beckwith, 5-yard run in third quarter vs. Wisconsin (8/30/14)
Faked a field goal for a first down	Josh Jasper, 5-yard run in 4th quarter (10/09/10 at Florida)
A player kicked the PAT after scoring the TD	Colt David vs. South Carolina (09/22/07)
Blocked a FG	Ego Ferguson, 29 yard Andrew Ritter attempt in fourth quarter at Ole Miss (10/19/13)
Returned a blocked FG for a TD	Patrick Peterson, 53 yards on the block of Ole Miss' 47-yard FG attempt (11/21/09)
Blocked a PAT (kick)	Mark Roman, attempt by Seth Hanson (10/17/98 vs. Kentucky)
Returned a PAT for a Defensive Extra Point	Mark Roman, kick attempt by Seth Hanson (10/17/98 vs. Kentucky)
Blocked a punt	Daniel Graff vs. Tulane (10/31/09)
Blocked a punt for a safety	Jarvis Green, on an Andy Smith punt (10/16/99 at Kentucky)
Returned a blocked punt for TD	Craig Steltz, 29 yard, off Jacob Hester's block at Arizona State (09/10/05)
Recovered an onside kick	at Ole Miss (11/21/09); recovered by Brandon LaFell with 1:16 left in fourth quarter
Recovered an onside kick to start the game	vs. Auburn (12/01/01)
Recorded a Safety (Team)	vs. North Carolina (09/04/10); ball rolled out of endzone on punt attempt
Recorded a Safety (Individual tackle)	Sam Montgomery at Auburn (09/22/12)
Recorded six interceptions	6 at Mississippi State (08/30/07)
Had a player record three interceptions	3 by Craig Steltz at Mississippi State (8/30/07)
Had a player record 15 tackles	19 by Kevin Minter vs. Clemson in Chick-fil-A Bowl (12/31/12)
Had six sacks as a team	7 vs. Sam Houston State (9/6/14)

Opponent Returns/Special Teams

Returned a KO for a TD	B.J. Catolon of TCU, 100 yards in second quarter of Cowboys Classic (08/31/13)
Returned a Punt for a TD	Marshay Green, 44 yards (11/17/07 at Ole Miss)
Returned an INT for a TD	Reggie Thomas of Furman, 74 yards on Zach Mettenberger (10/26/13)
Returned 3 INTs for TDs	3 by Alvis, Smith, Robinson (09/17/94 at Auburn)
Recovered a fumble in endzone for a TD	Chris Shelling (09/17/94 at Auburn)
Returned a fumble for a TD	Alonzo Highmith of Arkansas, 47 yards in first quarter (11/25/11 in Baton Rouge)
Blocked a FG	at Alabama (11/05/11)
Blocked a punt	Florida (10/08/11) in fourth quarter
Blocked two punts	2 at Virginia Tech (9/01/02)
Blocked a punt for a safety	blocked Donnie Jones (09/01/02 at Virginia Tech)
Recorded a Safety (Team)	vs. Western Kentucky (11/12/11)
Blocked a PAT (kick)	Ole Miss (11/18/06)
Returned a PAT for a Defensive Extra Point	Eric Kelly, off bad snap (10/17/98 vs. Kentucky)
Faked a field goal for a TD	Damon Duval, 1 yard run (09/18/99 vs. Auburn)
Recovered an onside kick	Auburn (09/21/13)

THE LAST TIME LSU ... (SEC REGULAR SEASON GAMES)

Scoring

Scored 30 or more points	31 vs. Arkansas (11/29/13)
Scored 35 or more points.....	59 at Mississippi State (10/05/13)
Scored 40 or more points	59 at Mississippi State (10/05/13)
Scored 45 or more points	59 at Mississippi State (10/05/13)
Scored 50 or more points	59 at Mississippi State (10/05/13)
Scored 55 or more points.....	59 at Mississippi State (10/05/13)
Scored 60 or more points	63 vs. Kentucky (11/01/97)

Total Offense

Had more than 400 total yards	470 vs. Arkansas (11/29/13)
Had more than 450 total yards	470 vs. Arkansas (11/29/13)
Had more than 500 total yards	517 vs. Texas A&M (11/23/13)
Had more than 550 total yards.....	563 at Mississippi State (10/05/13)
Had more than 600 total yards	611 vs. Alabama (11/13/01)

Rushing Offense

Rushed for 150 or more yards	238 vs. Arkansas (11/29/13)
Rushed for 200 or more yards	238 vs. Arkansas (11/29/13)
Rushed for 250 or more yards	324 vs. Texas A&M (11/23/13)
Rushed for 300 or more yards	324 vs. Texas A&M (11/23/13)
Rushed for 350 or more yards	353 at Ole Miss (11/19/11)
Rushed for 400 or more yards.....	400 vs. Kentucky (11/01/97)
Rushed for 425 or more yards.....	426 vs. Ole Miss (10/30/76)

Passing Offense

Passed for 250 or more yards	273 vs. Arkansas (11/29/13)
Passed for 300 or more yards.....	340 at Mississippi State (10/05/13)
Passed for 350 or more yards	372 at Georgia (09/28/13)
Passed for 400 or more yards.....	528 vs. Alabama (11/03/01)
Passed for 450 or more yards.....	528 vs. Alabama (11/03/01)
Passed for 500 or more yards.....	528 vs. Alabama (11/03/01)

Scoring Defense

Allowed 0 points.....	0 at Mississippi State (08/30/07)
Allowed 3 or fewer points.....	3 at Ole Miss (11/19/11)
Allowed 7 or fewer points	6 vs. Florida (10/12/13)
Allowed 10 or fewer points.....	10 vs. Texas A&M (11/23/13)
Allowed 14 or fewer points	10 vs. Texas A&M (11/23/13)

Total Defense

Allowed fewer than 100 total yards.....	90 vs. Auburn (10/13/73)
Allowed fewer than 125 total yards	114 vs. Kentucky (10/19/85)
Allowed fewer than 150 total yards	135 vs. Vanderbilt (09/11/10)
Allowed fewer than 175 total yards	135 vs. Vanderbilt (09/11/10)
Allowed fewer than 200 total yards	183 at Auburn (09/22/12)
Allowed fewer than 225 total yards.....	211 vs. South Carolina (10/13/12)
Allowed fewer than 250 total yards	240 vs. Florida (10/12/13)
Allowed fewer than 275 total yards.....	240 vs. Florida (10/12/13)
Allowed fewer than 300 total yards	299 vs. Texas A&M (11/23/13)

Rushing Defense

Allowed 0 or fewer yards	0 at South Carolina (10/18/03)
Allowed 10 or fewer yards.....	10 at Mississippi State (08/30/07)
Allowed 20 or fewer yards	20 at Alabama (11/03/07)
Allowed 30 or fewer yards	20 at Alabama (11/03/07)
Allowed 40 or fewer yards.....	34 vs. South Carolina (10/13/12)
Allowed 50 or fewer yards	47 vs. Mississippi State (11/10/12)
Allowed 60 or fewer yards.....	47 vs. Mississippi State (11/10/12)
Allowed 70 or fewer yards	47 vs. Mississippi State (11/10/12)
Allowed 80 or fewer yards.....	75 vs. Texas A&M (11/23/13)
Allowed 90 or fewer yards.....	75 vs. Texas A&M (11/23/13)
Allowed 100 or fewer yards	75 vs. Texas A&M (11/23/13)

THE LAST TIME LSU ... (SEC REGULAR SEASON GAMES)

Passing Defense

Allowed 0 passing yards.....	0 vs. Alabama (11/06/71)
Allowed 25 or fewer passing yards.....	23 at Alabama (11/27/90)
Allowed 50 or fewer passing yards.....	47 at Ole Miss (11/19/11)
Allowed 75 or fewer passing yards.....	61 at Florida (10/06/12)
Allowed 100 or fewer passing yards.....	61 at Florida (10/06/12)
Allowed 125 or fewer passing yards.....	61 at Florida (10/06/12)
Allowed 150 or fewer passing yards.....	129 vs. Florida (10/12/13)
Allowed 175 or fewer passing yards.....	129 vs. Florida (10/12/13)
Allowed 200 or fewer passing yards.....	179 at Alabama (11/9/13)

Rushing

Had a player rush for 100 or more yards.....	145 by Jeremy Hill vs. Arkansas (11/29/13)
Had a player rush for 125 or more yards.....	149 by Terrence Magee vs. Texas A&M (11/23/13)
Had a player rush for 150 or more yards.....	157 by Jeremy Hill at Mississippi State (10/5/13)
Had a player rush for 175 or more yards.....	184 by Jeremy Hill vs. Auburn (09/21/13)
Had a player rush for 200 or more yards.....	250 by Alley Broussard vs. Ole Miss (11/20/04)
Had a player rush for 225 or more yards.....	250 by Alley Broussard vs. Ole Miss (11/20/04)
Had a player rush for 2 or more TDs.....	3 by Kenny Hilliard at Mississippi State (10/05/13)
Had a player rush for 3 or more TDs.....	3 by Kenny Hilliard at Mississippi State (10/05/13)
Had a player rush for 4 or more TDs.....	5 by Kevin Faulk at Kentucky (11/01/97)
Had a player rush for 5 or more TDs.....	5 by Kevin Faulk at Kentucky (11/01/97)

Passing

Had a player pass for 200 or more yards.....	241 by Zach Mettenberger at Alabama (11/09/13)
Had a player pass for 225 or more yards.....	241 by Zach Mettenberger at Alabama (11/09/13)
Had a player pass for 250 or more yards.....	274 by Zach Mettenberger at Ole Miss (10/19/13)
Had a player pass for 275 or more yards.....	340 by Zach Mettenberger at Mississippi State (10/05/13)
Had a player pass for 300 or more yards.....	340 by Zach Mettenberger at Mississippi State (10/05/13)
Had a player pass for 325 or more yards.....	340 by Zach Mettenberger at Mississippi State (10/05/13)
Had a player pass for 350 or more yards.....	372 by Zach Mettenberger at Georgia (09/28/13)
Had a player pass for 375 or more yards.....	528 by Rohan Davey at Alabama (11/03/01)
Had a player pass for 400 or more yards.....	528 by Rohan Davey at Alabama (11/03/01)
Had a player pass for 425 or more yards.....	528 by Rohan Davey at Alabama (11/03/01)
Had a player pass for 450 or more yards.....	528 by Rohan Davey at Alabama (11/03/01)
Had a player pass for 500 or more yards.....	528 by Rohan Davey at Alabama (11/03/01)
Had a player pass for 2 or more TDs.....	2 by Zach Mettenberger vs. Texas A&M (11/23/13)
Had a player pass for 3 or more TDs.....	3 by Zach Mettenberger at Georgia (09/28/13)
Had a player pass for 4 or more TDs.....	4 by Matt Mauck vs. Arkansas (11/28/03)
Had a player complete 20 passes.....	25 by Zach Mettenberger at Mississippi State (10/05/13)
Had a player complete 25 passes.....	25 by Zach Mettenberger at Mississippi State (10/05/13)
Had a player complete 30 passes.....	35 by Rohan Davey at Alabama (11/03/01)
Had a player complete 35 passes.....	35 by Rohan Davey at Alabama (11/03/01)
Had a player throw 30 passes.....	33 by Zach Mettenberger at Ole Miss (10/19/13)
Had a player throw 35 passes.....	37 by Zach Mettenberger at Georgia (09/28/13)
Had a player throw 40 passes.....	47 by Matt Flynn vs. Arkansas (11/23/07)
Had a player throw 45 passes.....	47 by Matt Flynn vs. Arkansas (11/23/07)
Had a player throw 50 passes.....	58 by Josh Booty vs. Auburn (09/18/99)

Receiving

Had a player with 10 or more receptions in a game.....	10 by Jarvis Landry at Georgia (09/28/13)
Had a player with 11 or more receptions in a game.....	12 by Michael Clayton at Alabama (11/15/03)
Had a player with 12 or more receptions in a game.....	12 by Michael Clayton at Alabama (11/15/03)
Had a player with 13 or more receptions in a game.....	19 by Josh Reed at Alabama (11/03/01)
Had a player with 14 or more receptions in a game.....	19 by Josh Reed at Alabama (11/03/01)
Had a player with 15 or more receptions in a game.....	19 by Josh Reed at Alabama (11/03/01)
Had a player receive 100 or more yards.....	121 by Jarvis Landry vs. Arkansas (11/29/13)
Had a player receive 125 or more yards.....	179 by Odell Beckham Jr. at Mississippi State (10/05/13)
Had a player receive 150 or more yards.....	179 by Odell Beckham Jr. at Mississippi State (10/05/13)
Had a player receive 175 or more yards.....	179 by Odell Beckham Jr. at Mississippi State (10/05/13)
Had a player receive 200 or more yards.....	201 by Devery Henderson at Kentucky (11/09/02)
Had a player receive 250 or more yards.....	293 by Josh Reed at Alabama (11/03/01)
Had a player receive 2 or more TDs.....	2 by Jarvis Landry vs. Texas A&M (11/23/13)
Had a player receive 3 or more TDs.....	3 by Dwayne Bowe vs. Kentucky (10/14/06)

TURNOVERS

Opponent	Forced by LSU					Forced By Opponent			
	Fum	Int	Tot	Pts Off	Margin	Fum	Int	Tot	Pts Off
vs. Wisconsin	0	2	2	8	+1	1	0	1	7
Sam Houston State	1	2	3	20	+2	1	0	1	0
Louisiana-Monroe	1	0	1	0	0	0	1	1	0
Mississippi State									
New Mexico State									
at Auburn									
at Florida									
Kentucky									
Ole Miss									
Alabama									
at Arkansas									
at Texas A&M									
TOTALS	2	4	6	28	+3	2	1	3	7

LSU BIG PLAYS

Opponent	Rushing				Passing				Special Teams	
	15+	20+	30+	40+	20+	30+	40+	50+	Block	Ret. TD
vs. Wisconsin	3	1	0	0	4	3	2	1	0	0
Sam Houston State	6	3	2	2	3	1	1	1	0	0
Louisiana-Monroe	3	3	0	0	3	1	0	0	0	0
Mississippi State										
New Mexico State										
at Auburn										
at Florida										
Kentucky										
Ole Miss										
Alabama										
at Arkansas										
at Texas A&M										
TOTALS	12	7	2	2	10	5	3	2	0	0

OPPONENT BIG PLAYS

Opponent	Rushing				Passing				Special Teams	
	15+	20+	30+	40+	20+	30+	40+	50+	Block	Ret. TD
vs. Wisconsin	4	4	2	2	0	0	0	0	0	0
Sam Houston State	0	0	0	0	2	2	1	0	0	0
Louisiana-Monroe	0	0	0	0	0	0	0	0	0	0
Mississippi State										
New Mexico State										
at Auburn										
at Florida										
Kentucky										
Ole Miss										
Alabama										
at Arkansas										
at Texas A&M										
TOTALS	4	4	2	2	2	2	1	0	0	0

LSU SCORING DRIVES

OPPONENT	No.	Plays	Yards	Time	For TD	Plays	Yards	Time
vs. Wisconsin	5	6.0	54.4	2:43	3	4.0	64.0	1:38
Sam Houston State	8	5.8	64.5	2:12	8	5.8	64.5	2:12
Louisiana-Monroe	5	9.0	55.2	3:55	4	8.3	57.8	3:29
Mississippi State								
New Mexico State								
at Auburn								
at Florida								
Kentucky								
Ole Miss								
Alabama								
at Arkansas								
at Texas A&M								
TOTALS	18	6.7	59.1	2:49	15	6.1	62.6	2:26

*Does not include overtime drives

FIELD POSITION

Opponent	LSU			
	No. of Drives	Avg. Start	Inside 20	Past 50
vs. Wisconsin	15	32	2	1
Sam Houston State	15	31	3	2
Louisiana-Monroe	12	38	3	2
Mississippi State				
New Mexico State				
at Auburn				
at Florida				
Kentucky				
Ole Miss				
Alabama				
at Arkansas				
at Texas A&M				
TOTALS	42	33	8	5

* - does not include overtime drives

Opponent	Opponents			
	No. of Drives	Avg. Start	Inside 20	Past 50
vs. Wisconsin	15	24	6	1
Sam Houston State	14	23	4	0
Louisiana-Monroe	12	20	5	0
Mississippi State				
New Mexico State				
at Auburn				
at Florida				
Kentucky				
Ole Miss				
Alabama				
at Arkansas				
at Texas A&M				
TOTALS	41	22	15	1

* - does not include overtime drives

DRIVE STATISTICS

Opponent	No.	LSU					
		3 & Out	Pct.	Score	Pct.	TD	Pct.
vs. Wisconsin	15	3	20.0	5	33.3	3	20.0
Sam Houston State	15	1	6.7	8	53.3	8	53.3
Louisiana-Monroe	12	4	33.3	5	41.7	4	33.3
Mississippi State							
New Mexico State							
at Auburn							
at Florida							
Kentucky							
Ole Miss							
Alabama							
at Arkansas							
at Texas A&M							
TOTALS	42	8	19.0	18	42.9	15	35.7

Opponent	No.	Opponents					
		3 & Out	Pct.	Score	Pct.	TD	Pct.
vs. Wisconsin	15	7	46.7	4	26.7	3	20.0
Sam Houston State	14	5	35.7	0	0.0	0	0.0
Louisiana-Monroe	12	7	58.3	0	0.0	0	0.0
Mississippi State							
New Mexico State							
at Auburn							
at Florida							
Kentucky							
Ole Miss							
Alabama							
at Arkansas							
at Texas A&M							
TOTALS	41	19	46.3	4	9.8	3	7.3

IN THE REDZONE

Opponent	LSU					
	Inside 20	TD	Run/Pass	TD Pct.	FG	Score Pct.
vs. Wisconsin	1	0	0/0	0.0	1	100.0
Sam Houston State	5	5	3/2	100.0	0	100.0
Louisiana-Monroe	4	2	2/0	50.0	1	75.0
Mississippi State						
New Mexico State						
at Auburn						
at Florida						
Kentucky						
Ole Miss						
Alabama						
at Arkansas						
at Texas A&M						
TOTALS	10	7	5/2	70	2	90.0

Opponent	Opponents					
	Inside 20	TD	Run/Pass	TD Pct.	FG	Score Pct.
vs. Wisconsin	2	2	2/0	100.0	0	100.0
Sam Houston State	1	0	0/0	0.0	0	0.0
Louisiana-Monroe	0	0	0/0	0.0	0	0.0
Mississippi State						
New Mexico State						
at Auburn						
at Florida						
Kentucky						
Ole Miss						
Alabama						
at Arkansas						
at Texas A&M						
TOTALS	3	2	2/0	66.7	0	66.7

DRIVE SUPERLATIVES

Longest Drive

No. of Plays	LSU 12; 2 times (Last: 45 yds, 5:41) vs ULM; results in Field Goal
By No. of Yards	94 (1p, 0:13) vs Sam Houston State; results in TD
By Time of Possession	5:41 (12p, 45 yds) vs ULM; results in Field Goal

Opponents

9 by Wisconsin (48 yds, 3:39); results in Punt
76 by Wisconsin (6p, 3:05); results in TD
4:39 by ULM (7p, 7 yds); results in Punt

Shortest Drive

By No. of Plays	LSU 1; 4 times (Last: 1 yd, 0:05) vs Sam Houston St; results in TD
By No. of Yards	-12 (3p, 1:59) vs ULM; results in Punt
By Time of Possession	0:05 (1p, 1 yd) vs Sam Houston State; results in TD

Opponents

1; 3 times(3 yds, 0:42) by ULM; results in End of half
-11 (1p, 0:13) by Sam Houston State; results in Fumble
0:13 (1p, -11 yds) by Sam Houston State; results in Fumble

LSU DRIVE CHARTS

vs. Wisconsin

Qtr.	Time	Start	PI-Yds	TOP	Result
1st	15:00	L 15	6-16	2:50	Punt
1st	9:05	L 27	4-15	1:51	Punt
1st	5:07	L 20	1-80	0:20	TOUCHDOWN
1st	3:35	W 48	3-(-1)	1:32	Punt
2nd	13:24	L 16	3-3	1:06	Punt
2nd	10:35	L 29	2-2	0:25	Fumble
2nd	7:36	L 29	4-13	1:35	Punt
2nd	4:21	L 38	3-(-9)	2:06	Punt
2nd	1:26	L 31	4-22	1:05	Punt
3rd	12:24	L 37	9-50	4:43	FIELD GOAL
3rd	6:11	L 40	9-30	4:00	FIELD GOAL
3rd	0:20	L 41	8-59	3:12	TOUCHDOWN
4th	11:04	L 47	3-53	1:23	TOUCHDOWN
4th	6:35	L 31	6-20	4:12	Punt
4th	1:26	L 35	5-7	1:26	End of Half

Sam Houston State

Qtr.	Time	Start	PI-Yds	TOP	Result
1st	13:45	L 06	1-94	0:13	TOUCHDOWN
1st	12:08	L 41	6-59	1:45	TOUCHDOWN
1st	7:56	L 21	9-79	4:00	TOUCHDOWN
1st	2:39	L 20	12-80	4:11	TOUCHDOWN
2nd	10:34	L 19	6-81	2:19	TOUCHDOWN
2nd	6:43	L 08	9-22	4:38	Punt
2nd	0:41	L 20	1-(-1)	0:41	End of Half
3rd	14:51	L 30	5-16	2:32	Punt
3rd	10:24	L 39	5-16	2:55	Punt
3rd	7:16	SH 01	1-1	0:05	TOUCHDOWN
3rd	6:06	L 31	3-(-5)	2:31	Punt
3rd	1:17	L 20	7-80	3:09	TOUCHDOWN
4th	12:24	SH 42	4-42	1:59	TOUCHDOWN
4th	7:12	L 24	7-40	3:56	Fumble
4th	0:00	L 42	0-0	0:00	End of Half

ULM

Qtr.	Time	Start	PI-Yds	TOP	Result
1st	15:00	L 40	3-9	2:06	Punt
1st	11:00	L 46	3-5	1:06	Punt
1st	9:01	50	12-45	5:41	FIELD GOAL
1st	1:49	L 15	10-85	3:38	TOUCHDOWN
2nd	11:41	L 18	3-1	2:13	Punt
2nd	6:58	L 11	6-34	2:43	Punt
2nd	2:09	L 39	4-24	1:27	Interception
3rd	10:11	L 46	8-54	2:49	TOUCHDOWN
3rd	5:58	U 34	5-34	2:32	TOUCHDOWN
3rd	2:16	L 42	10-58	4:57	TOUCHDOWN
4th	10:13	L 35	3-(-12)	1:59	Punt
4th	3:47	U 43	6-21	3:47	End of Half

OPPONENT DRIVE CHARTS

vs. Wisconsin

Qtr.	Time	Start	PI-Yds	TOP	Result
1st	12:10	W 24	6-76	3:05	TOUCHDOWN
1st	7:14	W 39	6-28	2:07	FIELD GOAL
1st	4:47	W 08	3-4	1:12	Punt
1st	2:03	W 13	9-48	3:39	Punt
2nd	12:18	W 17	3-4	1:43	Punt
2nd	10:10	L 31	5-31	2:34	TOUCHDOWN
2nd	6:01	W 14	3-4	1:40	Punt
2nd	2:15	W 29	3-7	0:49	Punt
2nd	0:21	W 08	1-(-2)	0:21	End of Half
3rd	15:00	W 25	6-75	2:36	TOUCHDOWN
3rd	7:41	W 30	3-5	1:30	Punt
3rd	2:11	W 25	3-8	1:51	Punt
4th	12:08	W 35	2-(-2)	1:04	Interception
4th	9:41	W 25	8-23	3:06	Interception
4th	2:23	W 10	3-(-2)	0:57	Punt

Sam Houston State

Qtr.	Time	Start	PI-Yds	TOP	Result
1st	15:00	SH 25	5-26	1:15	Interception
1st	13:32	SH 25	3-(-10)	1:24	Punt
1st	10:23	SH 25	7-54	2:27	Downs
1st	3:56	SH 25	3-5	1:17	Punt
2nd	13:20	SH 17	5-26	2:46	Punt
2nd	8:07	SH 24	4-27	1:24	Punt
2nd	2:05	SH 16	8-36	1:24	Punt
3rd	12:19	SH 13	3-9	1:55	Punt
3rd	7:29	SH 12	1-(-11)	0:13	Fumble
3rd	7:11	SH 25	3-5	1:05	Punt
3rd	3:35	SH 29	6-66	2:18	Interception
4th	13:00	SH 23	3-0	0:36	Punt
4th	10:14	SH 35	6-1	3:02	Punt
4th	3:16	SH 36	7-22	3:16	Downs

ULM

Qtr.	Time	Start	PI-Yds	TOP	Result
1st	12:54	U 05	3-(-1)	1:54	Punt
1st	9:54	U 22	3-5	0:53	Punt
1st	3:20	U 25	3-5	1:31	Punt
2nd	13:11	U 25	3-8	1:30	Punt
2nd	9:28	U 43	6-12	2:30	Punt
2nd	4:15	U 05	5-12	2:06	Punt
2nd	0:42	U 14	1-3	0:42	End of Half
3rd	14:50	U 10	7-7	4:39	Punt
3rd	6:58	U 28	3-(-1)	1:00	Punt
3rd	3:17	U 18	3-1	1:01	Punt
4th	12:19	U 25	3-9	2:06	Punt
4th	8:14	U 20	8-23	4:27	Fumble

LSU SUPERLATIVES

Highs

Points Scored	56 vs. Sam Houston State (9/6)
Total Yards	584 vs. Sam Houston State (9/6)
Rushing Yards	334 vs. Sam Houston State (9/6)
Rushing Attempts	58 vs. Sam Houston State (9/6)
Rushing TDs	4 vs. Sam Houston State (9/6) and ULM (9/13)
Passing Yards	250 vs. Sam Houston State (9/6)
Passes Completed	12 vs. ULM (9/13)
Passes Attempted	21 vs. Wisconsin (8/30)
Passing TDs	4 vs. Sam Houston State (9/6)
Passes Intercepted	2 vs. Wisconsin (8/30) & Sam Houston State (9/6)
First Downs	27 vs. Sam Houston State (9/6)
Penalties	7 vs. Wisconsin (8/30)
Penalty Yards	60 vs. Sam Houston State (9/6)
Sacks	7 vs. Sam Houston State (9/6)

Lows

Points Scored	28 vs. Wisconsin (8/30)
Total Yards	365 vs. Wisconsin (8/30)
Rushing Yards	126 vs. Wisconsin (8/30)
Rushing Attempts	47 vs. Wisconsin (8/30)
Rushing TDs	1 vs. Wisconsin (8/30)
Passing Yards	153 vs. ULM (9/13)
Passes Completed	9 vs. Wisconsin (8/30)
Passes Attempted	18 vs. Sam Houston State (9/6)
Passing TDs	0 vs. ULM (9/13)
Passes Intercepted	0 vs. ULM (9/13)
First Downs	17 vs. Wisconsin (8/30)
Penalties	6 vs. Sam Houston State (9/6) and ULM (9/13)
Penalty Yards	50 vs. Wisconsin (8/30)
Sacks	0 vs. Wisconsin (8/30)

Individual

All-Purpose Yds	151 by Travin Dural vs. Wisconsin (8/30)
Rushing Yards	110 by Kenny Hilliard vs. Wisconsin (8/30)
Rushing Carries	18 by Kenny Hilliard vs. Wisconsin (8/30)
Rushing TDs	2 by Darrel Williams vs. ULM (9/13)
Longest Rush	46 by Brandon Harris vs. Sam Houston State (9/6)
Passing Yards	239 by Anthony Jennings vs. Wisconsin (8/30)
Pass Completions	11 by Anthony Jennings vs. ULM (9/13)
Passing Attempts	21 by Anthony Jennings vs. Wisconsin (8/30)
Passes Intercepted	1 by Anthony Jennings vs. ULM (9/13)
Passing TDs	3 by Anthony Jennings vs. Sam Houston State (9/6)
Longest Pass	94 by Anthony Jennings vs. Sam Houston State (9/6)
Receiving Yards	151 by Travin Dural vs. Wisconsin (8/30)
Receptions	6 by Travin Dural vs. ULM (9/13)
Receiving TDs	3 by Travin Dural vs. Sam Houston State (9/6)
Longest Reception	94 by Travin Dural vs. Sam Houston State (9/6)
FG's Made	2 by Colby Delahoussaye vs. Wisconsin (8/30)
FG's Attempted	2 by Colby Delahoussaye vs. Wisconsin (8/30)
Longest FG Made	47 by Colby Delahoussaye vs. Wisconsin (8/30)
PAT's	6 by Colby Delahoussaye vs. Sam Houston State (9/6)
Punts	8 by Jamie Keehn vs. Wisconsin (8/30)
Punts Average	47.8 by Jamie Keehn vs. ULM (9/13)
Longest Punt	64 by Jamie Keehn vs. Wisconsin (8/30)
Punt Return Yds	40 by Tre'Davious White vs. Sam Houston State (9/6)
Longest Punt Ret.	30 by Tre'Davious White vs. Sam Houston State (9/6)
KO Return Yards	117 by Leonard Fournette vs. Wisconsin (8/30)
Longest KO Ret.	40 by Leonard Fournette vs. ULM (9/13)
Total Tackles	8 by Kwon Alexander vs. Wisc. & Duke Riley vs. ULM
Tackles for Loss	2 by Alexander vs. Wisc./Teuhema vs. Sam Houston State
Sacks	2 by Sione Teuhema vs. Sam Houston State (9/6)
Interceptions	1 by multiple players vs. Wisconsin and Sam Houston State
Int. Return Yards	18 by Rickey Jefferson vs. Sam Houston State (9/6)

OPPONENT SUPERLATIVES

Highs

Points Scored	24 by Wisconsin (8/30)
Total Yards	318 by Wisconsin (8/30)
Rushing Yards	268 by Wisconsin (8/30)
Rushing Attempts	39 by Wisconsin (8/30)
Rushing TDs	3 by Wisconsin (8/30)
Passing Yards	156 by Sam Houston State (9/6)
Passes Completed	16 by ULM (9/13)
Passes Attempted	30 by ULM (9/13)
Passing TDs	0 by Wisconsin, Sam Houston State & ULM
Passes Intercepted	1 by ULM (9/13)
First Downs	14 by Wisconsin (8/30) & Sam Houston State (9/6)
Penalties	5 by ULM (9/13)
Penalty Yards	45 by ULM (9/13)
Sacks	3 by Wisconsin (8/30)

Lows

Points Scored	0 by Sam Houston State (9/6) & ULM (9/13)
Total Yards	93 by ULM (9/13)
Rushing Yards	16 by ULM (9/13)
Rushing Attempts	18 by ULM (9/13)
Rushing TDs	0 by Sam Houston State (9/6) & ULM (9/13)
Passing Yards	50 by Wisconsin (8/30)
Passes Completed	8 by Wisconsin (8/30)
Passes Attempted	24 by Wisconsin (8/30)
Passing TDs	0 by Wisconsin, Sam Houston State & ULM
Passes Intercepted	0 by Wisconsin (8/30) & Sam Houston State (9/6)
First Downs	6 by ULM (9/13)
Penalties	2 by Sam Houston State (9/6)
Penalty Yards	26 by Wisconsin (8/30)
Sacks	1 by Sam Houston State (9/6)

Individual

All-Purpose Yds	140 by Melvin Gordon for Wisconsin (8/30)
Rushing Yards	140 by Melvin Gordon for Wisconsin (8/30)
Rushing Carries	16 by Melvin Gordon for Wisconsin (8/30)
Rushing TDs	1 by Gordon, Clement and Love for Wisconsin (8/30)
Longest Rush	63 by Melvin Gordon for Wisconsin (8/30)
Passing Yards	142 by Jared Johnson for Sam Houston State (9/6)
Pass Completions	16 by Pete Thomas for ULM (9/13)
Passing Attempts	30 by Pete Thomas for ULM (9/13)
Passes Intercepted	2 by McEvoy for Wisconsin and Johnson for Sam Houston
Passing TDs	0
Longest Pass	48 by Jared Johnson for Sam Houston State (9/6)
Receiving Yards	102 by Yedidiah Louis for Sam Houston State (9/6)
Receptions	6 by Rashon Ceaser for ULM (9/13)
Receiving TDs	0
Longest Reception	48 by Yedidiah Louis for Sam Houston State (9/6)
FG's Made	1 by Rafael Gaglianone for Wisconsin (8/30)
FG's Attempted	1 by Rafael Gaglianone for Wisconsin (8/30)
Longest FG Made	51 by Rafael Gaglianone for Wisconsin (8/30)
PAT's	3 by Rafael Gaglianone for Wisconsin (8/30)
Punts	10 by Justin Manton for ULM (9/13)
Punts Average	44.2 by Lachlan Edwards for Sam Houston State (9/6)
Longest Punt	57 by Drew Meyer for Wisconsin (8/30)
Punt Return Yds	6 by Rashon Ceaser for ULM (9/13)
Longest Punt Ret.	6 by Rashon Ceaser for ULM (9/13)
KO Return Yards	79 by Keshawn Hill for Sam Houston State (9/6)
Longest KO Ret.	32 by Keshawn Hill for Sam Houston State (9/6)
Total Tackles	15 by Michael Caputo for Wisconsin (8/30)
Tackles for Loss	2.5 by Marcus Trotter for Wisconsin (8/30)
Sacks	1 by multiple players for Wisc., Sam Houston State & ULM
Interceptions	1 by Mitch Lane for ULM (9/13)
Int. Return Yards	0 by Mitch Lane for ULM (9/13)

Player Game-by-Game Statistics

PASSING

Anthony Jennings	Att	Cmp	Int	Yds	TD	Lng
vs. #14 Wisconsin	21	9	0	239	2	80
Sam Houston State	13	7	0	188	3	94
Louisiana-Monroe	18	11	1	139	0	32
Mississippi State						
New Mexico State						
at Auburn						
at Florida						
Kentucky						
Ole Miss						
Alabama						
at Arkansas						
at Texas A&M						
TOTALS	52	27	1	566	5	94

Brandon Harris	Att	Cmp	Int	Yds	TD	Lng
vs. #14 Wisconsin	0	0	0	0	0	0
Sam Houston State	5	4	0	62	1	22
Louisiana-Monroe	2	1	0	14	0	14
Mississippi State						
New Mexico State						
at Auburn						
at Florida						
Kentucky						
Ole Miss						
Alabama						
at Arkansas						
at Texas A&M						
TOTALS	7	5	0	76	1	22

RUSHING

Kenny Hilliard	Att	Gn	Ls	Net	TD	Lng
vs. #14 Wisconsin	18	111	1	110	1	28
Sam Houston State	11	55	0	55	1	9
Louisiana-Monroe	12	50	0	50	1	7
Mississippi State						
New Mexico State						
at Auburn						
at Florida						
Kentucky						
Ole Miss						
Alabama						
at Arkansas						
at Texas A&M						
TOTALS	41	216	1	215	3	28

Leonard Fournette	Att	Gn	Ls	Net	TD	Lng
vs. #14 Wisconsin	8	21	3	18	0	5
Sam Houston State	13	92	0	92	1	40
Louisiana-Monroe	10	54	2	52	1	24
Mississippi State						
New Mexico State						
at Auburn						
at Florida						
Kentucky						
Ole Miss						
Alabama						
at Arkansas						
at Texas A&M						
TOTALS	31	167	5	162	2	40

Darrel Williams	Att	Gn	Ls	Net	TD	Lng
vs. #14 Wisconsin	DNP					
Sam Houston State	14	66	1	65	1	17
Louisiana-Monroe	7	37	0	37	2	22
Mississippi State						
New Mexico State						
at Auburn						
at Florida						
Kentucky						
Ole Miss						
Alabama						
at Arkansas						
at Texas A&M						
TOTALS	21	103	1	102	3	22

Terrence Magee	Att	Gn	Ls	Net	TD	Lng
vs. #14 Wisconsin	6	9	1	8	0	4
Sam Houston State	6	27	0	27	0	7
Louisiana-Monroe	12	45	2	43	0	12
Mississippi State						
New Mexico State						
at Auburn						
at Florida						
Kentucky						
Ole Miss						
Alabama						
at Arkansas						
at Texas A&M						
TOTALS	24	81	3	78	0	12

Anthony Jennings	Att	Gn	Ls	Net	TD	Lng
vs. #14 Wisconsin	9	19	21	-2	0	7
Sam Houston State	8	52	9	43	0	19
Louisiana-Monroe	7	34	14	20	0	22
Mississippi State						
New Mexico State						
at Auburn						
at Florida						
Kentucky						
Ole Miss						
Alabama						
at Arkansas						
at Texas A&M						
TOTALS	24	105	44	61	0	22

Brandon Harris	Att	Gn	Ls	Net	TD	Lng
vs. #14 Wisconsin	2	0	11	-11	0	0
Sam Houston State	5	62	9	53	1	46
Louisiana-Monroe	2	11	0	11	0	8
Mississippi State						
New Mexico State						
at Auburn						
at Florida						
Kentucky						
Ole Miss						
Alabama						
at Arkansas						
at Texas A&M						
TOTALS	9	73	20	53	1	46

Trey Quinn	Att	Gn	Ls	Net	TD	Lng
vs. #14 Wisconsin	1	2	0	2	0	2
Sam Houston State	0	0	0	0	0	0
Louisiana-Monroe	1	9	0	9	0	9
Mississippi State						
New Mexico State						
at Auburn						
at Florida						
Kentucky						
Ole Miss						
Alabama						
at Arkansas						
at Texas A&M						
TOTALS	2	11	0	11	0	9

Player Game-by-Game Statistics

RECEIVING

Travin Dural	Rec	Yds	TD	Lng
vs. #14 Wisconsin	3	151	1	80
Sam Houston State	3	140	3	94
Louisiana-Monroe	6	79	0	32
Mississippi State				
New Mexico State				
at Auburn				
at Florida				
Kentucky				
Ole Miss				
Alabama				
at Arkansas				
at Texas A&M				
TOTALS	12	370	4	94

John Diarse	Rec	Yds	TD	Lng
vs. #14 Wisconsin	2	48	1	36
Sam Houston State	2	29	0	22
Louisiana-Monroe	2	39	0	23
Mississippi State				
New Mexico State				
at Auburn				
at Florida				
Kentucky				
Ole Miss				
Alabama				
at Arkansas				
at Texas A&M				
TOTALS	6	116	1	36

Trey Quinn	Rec	Yds	TD	Lng
vs. #14 Wisconsin	1	11	0	11
Sam Houston State	2	26	0	14
Louisiana-Monroe	2	12	0	10
Mississippi State				
New Mexico State				
at Auburn				
at Florida				
Kentucky				
Ole Miss				
Alabama				
at Arkansas				
at Texas A&M				
TOTALS	5	49	0	14

Leonard Fournette	Rec	Yds	TD	Lng
vs. #14 Wisconsin	0	0	0	0
Sam Houston State	2	32	0	17
Louisiana-Monroe	1	20	0	20
Mississippi State				
New Mexico State				
at Auburn				
at Florida				
Kentucky				
Ole Miss				
Alabama				
at Arkansas				
at Texas A&M				
TOTALS	3	52	0	20

Kenny Hilliard	Rec	Yds	TD	Lng
vs. #14 Wisconsin	2	22	0	12
Sam Houston State	0	0	0	0
Louisiana-Monroe	1	3	0	3
Mississippi State				
New Mexico State				
at Auburn				
at Florida				
Kentucky				
Ole Miss				
Alabama				
at Arkansas				
at Texas A&M				
TOTALS	3	25	0	12

Malachi Dupre	Rec	Yds	TD	Lng
vs. #14 Wisconsin	DNP			
Sam Houston State	2	23	1	15
Louisiana-Monroe	0	0	0	0
Mississippi State				
New Mexico State				
at Auburn				
at Florida				
Kentucky				
Ole Miss				
Alabama				
at Arkansas				
at Texas A&M				
TOTALS	2	23	1	15

Travis Dickson	Rec	Yds	TD	Lng
vs. #14 Wisconsin	1	7	0	7
Sam Houston State	0	0	0	0
Louisiana-Monroe	0	0	0	0
Mississippi State				
New Mexico State				
at Auburn				
at Florida				
Kentucky				
Ole Miss				
Alabama				
at Arkansas				
at Texas A&M				
TOTALS	1	7	0	7

Player Game-by-Game Statistics

RETURN YARDAGE

	Kickoff Returns			Punt Returns		
	No.	Yds	Lng	No.	Yds	Lng
Leonard Fournette						
vs. #14 Wisconsin	5	117	33	0	0	0
Sam Houston State	1	22	22	0	0	0
Louisiana-Monroe	1	40	40	0	0	0
Mississippi State						
New Mexico State						
at Auburn						
at Florida						
Kentucky						
Ole Miss						
Alabama						
at Arkansas						
at Texas A&M						
TOTALS	7	179	40	0	0	0

	Kickoff Returns			Punt Returns		
	No.	Yds	Lng	No.	Yds	Lng
Tre'Davious White						
vs. #14 Wisconsin	0	0	0	3	16	9
Sam Houston State	0	0	0	3	40	30
Louisiana-Monroe	0	0	0	4	31	26
Mississippi State						
New Mexico State						
at Auburn						
at Florida						
Kentucky						
Ole Miss						
Alabama						
at Arkansas						
at Texas A&M						
TOTALS	0	0	0	10	87	30

PUNTING

	No.	Yds	Avg	Lng	I-20
Jamie Keehn					
vs. #14 Wisconsin	8	340	42.5	64	5
Sam Houston State	4	175	43.8	56	3
Louisiana-Monroe	5	239	47.8	59	2
Mississippi State					
New Mexico State					
at Auburn					
at Florida					
Kentucky					
Ole Miss					
Alabama					
at Arkansas					
at Texas A&M					
TOTALS	17	754	44.4	64	10

FIELD GOALS

	Made	Missed
Colby Delahoussaye		
vs. #14 Wisconsin	30, 47	
Sam Houston State	--	
Louisiana-Monroe	21	
Mississippi State		
New Mexico State		
at Auburn		
at Florida		
Kentucky		
Ole Miss		
Alabama		
at Arkansas		
at Texas A&M		
TOTALS	3/3	

PLAYER DEFENSIVE GAME-BY-GAME STATISTICS

Tackles (UT-AT-TOT)	vs. WISC	SHST	ULM	MSU	NMST	at AU	at UF	UK	UM	BAMA	at ARK	at A&M	TOTALS
Dwayne Thomas	1-4-5	2-5-7	2-2-4										5-11-16
Danielle Hunter	4-3-7	3-4-7	0-1-1										7-8-15
Jalen Collins	4-2-6	2-0-2	1-2-3										7-4-11
D.J. Welter	1-4-5	1-3-4	0-2-2										2-9-11
Kendell Beckwith	0-1-1	2-5-7	0-2-2										2-8-10
Ronald Martin	1-4-5	1-1-2	2-1-3										4-6-10
Jermauria Rasco	2-3-5	1-1-2	1-2-3										4-6-10
Duke Riley	2-0-2	-	1-7-8										3-7-10
Jamal Adams	-	1-4-5	2-2-4										3-6-9
Kwon Alexander	5-3-8	0-1-1	DNP										5-4-9
Deion Jones	2-0-2	2-3-5	0-2-2										4-5-9
Tre'Davious White	2-1-3	1-1-2	3-1-4										6-3-9
Jalen Mills	2-2-4	2-0-2	1-1-2										5-3-8
Davon Godchaux	0-1-1	1-2-3	0-3-3										1-6-7
Christian LaCouture	1-2-3	0-2-2	0-2-2										1-6-7
Rickey Jefferson	-	0-1-1	2-3-5										2-4-6
Sione Teuhema	DNP	2-2-4	1-0-1										3-2-5
Deondre Clark	-	0-2-2	0-2-2										0-4-4
Ronnie Feist	DNP	0-2-2	0-2-2										0-4-4
Lamar Louis	1-1-2	0-1-1	DNP										1-2-3
Rashard Robinson	DNP	1-0-1	0-2-2										1-2-3
Quentin Thomas	0-1-1	0-1-1	1-0-1										1-2-3
Tashawn Bower	-	-	0-2-2										0-2-2
Russell Gage	DNP	1-1-2	DNP										1-1-2
Justin Maclin	DNP	0-2-2	-										0-2-2
Reid Ferguson	-	-	0-1-1										0-1-1
Greg Gilmore	DNP	0-1-1	DNP										0-1-1
Frank Herron	DNP	0-1-1	-										0-1-1
Mickey Johnson	DNP	0-1-1	DNP										0-1-1
Lewis Neal	-	1-0-1	-										1-0-1
Ed Paris	-	0-1-1	-										0-1-1
Devin Voorhies	DNP	0-1-1	-										0-1-1
Darrel Williams	DNP	1-0-1	-										1-0-1
TFL-Yards	vs. WISC	SHST	ULM	MSU	NMST	at AU	at UF	UK	UM	BAMA	at ARK	at A&M	TOTALS
Danielle Hunter	1.0-5	1.5-6	-										2.5-11
Jemauria Rasco	0.5-1	1.0-5	1.0-5										2.5-11
Kwon Alexander	2.0-2	-	DNP										2.0-2
Sione Teuhema	DNP	2.0-19	-										2.0-19
Dwayne Thomas	0.5-1	1.0-3	-										1.5-4
Kendell Beckwith	-	1.0-8	-										1.0-8
Jalen Collins	-	-	1.0-2										1.0-2
Christian LaCouture	-	0.5-1	0.5-0										1.0-1
Jalen Mills	1.0-1	-	-										1.0-1
Lewis Neal	-	1.0-3	-										1.0-3
D.J. Welter	-	1.0-11	-										1.0-11
Tre'Davious White	-	-	1.0-1										1.0-1
Tashawn Bower	-	-	0.5-1										0.5-1
Greg Gilmore	DNP	0.5-3	DNP										0.5-3
Davon Godchaux	-	-	0.5-1										0.5-1
Deion Jones	-	-	0.5-1										0.5-1
Justin Maclin	DNP	0.5-1	-										0.5-1
Sacks-Yards	vs. WISC	SHST	ULM	MSU	NMST	at AU	at UF	UK	UM	BAMA	at ARK	at A&M	TOTALS
Jermauria Rasco	-	1.0-5	1.0-5										2.0-10
Sione Teuhema	DNP	2.0-19	-										2.0-19
Kendell Beckwith	-	1.0-8	-										1.0-8
D.J. Welter	-	1.0-11	-										1.0-11
Greg Gilmore	DNP	0.5-3	DNP										0.5-3
Christian LaCouture	-	0.5-1	-										0.5-1
Justin Maclin	DNP	0.5-1	-										0.5-1
Dwayne Thomas	-	0.5-3	-										0.5-3

SPECIAL TEAMS TACKLES

Player	vs. WISC	SHST	ULM	MSU	NMST	at AU	at UF	UK	UM	BAMA	at ARK	at A&M	TOTALS
Jamal Adams	0-0-0	1-2-3	0-1-1										1-3-4
Duke Riley	1-0-1	1-0-1	0-2-2										2-2-4
Rickey Jefferson	0-0-0	0-0-0	1-1-2										1-1-2
Terrence Magee	0-0-0	0-1-1	0-1-1										0-2-2
Dwayne Thomas	0-1-1	0-0-0	1-0-1										1-1-2
Kendell Beckwith	0-0-0	0-0-0	1-0-1										1-0-1
Jalen Collins	0-1-1	0-0-0	0-0-0										0-1-1
Reid Ferguson	0-0-0	0-0-0	1-0-1										1-0-1
Russell Gage	DNP	1-0-1	DNP										1-0-1
Danielle Hunter	1-0-1	0-0-0	0-0-0										1-0-1
Lamar Louis	0-0-0	0-1-1	DNP										0-1-1
Tre'Davious White	0-0-0	0-0-0	0-1-1										0-1-1
Darrel Williams	DNP	1-0-1	0-0-0										1-0-1

OFFENSIVE LINE SNAPS PLAYED

Player	vs. WISC	SHST	ULM	MSU	NMST	at AU	at UF	UK	UM	BAMA	at ARK	at A&M	TOTALS
La'el Collins	67	55	66										188
Vadal Alexander	67	37	63										167
Ethan Pocic	67	38	DNP										105
Elliott Porter	DNP	DNP	66										66
Hoko Fanaika	67	34	59										160
Jerald Hawkins	63	55	63										181
Evan Washington	4	61	22										87
Andy Dodd	DNP	39	9										48
K.J. Malone	DNP	22	9										31
Josh Boutte	--	22	9										31
Jonah Austin	DNP	22	9										31

OFFENSIVE LINE KNOCKDOWNS

Player	vs. WISC	SHST	ULM	MSU	NMST	at AU	at UF	UK	UM	BAMA	at ARK	at A&M	TOTALS
La'el Collins	5	11.5	8										24.5
Vadal Alexander	5	3.5	7.5										16
Ethan Pocic	6	2	DNP										8
Elliott Porter	DNP	DNP	4										4
Hoko Fanaika	4	4	5										13
Jerald Hawkins	3	4	3										10
Evan Washington	0	3	2										5
Andy Dodd	DNP	1	0										1
K.J. Malone	DNP	1	0										1
Josh Boutte	--	2	1										3
Jonah Austin	DNP	1	0										1

Game 1

#14 Wisconsin

24

#13 LSU

28

Aug. 30, 2014
NRG Stadium
Houston, Texas
71,599

F

LSU

RUSHING

	Att.	Gain	Lost	Net	TD	Long
Kenny Hilliard	18	111	1	110	1	28
Leonard Fournette	8	21	3	18	0	5
Terrence Magee	6	9	1	8	0	4
Kendell Beckwith	1	5	0	5	0	5
Trey Quinn	1	2	0	2	0	2
Anthony Jennings	9	19	21	-2	0	7
TEAM	2	0	4	-4	0	0
Brandon Harris	2	0	11	-11	0	0

PASSING

	Att.	Comp	Int	Yds	TD	Long	Sacks
Anthony Jennings	21	9	0	239	2	80	2
Brandon Harris	0	0	0	0	0	0	1

RECEIVING

	No.	Yds.	TD	Long
Travin Dural	3	151	1	80
John Diarse	2	48	1	36
Kenny Hilliard	2	22	0	12
Trey Quinn	1	11	0	11
Travis Dickson	1	7	0	7

PUNTING

	No.	Yds.	Avg.	Long	I20
Jamie Keehn	8	340	42.5	64	5

FIELD GOALS

	Att.	Made	Long	KICKS
Colby Delahoussaye	2	2	47	Made: 30, 47

Punts

Punts			Kickoffs			Interceptions		
No.	Yds.	Lg.	No.	Yds.	Lg.	No.	Yds.	Lg.
3	16	9	0	0	0	0	0	0
0	0	0	0	0	0	1	8	8
0	0	0	0	0	0	1	0	0
0	0	0	5	117	33	0	0	0

ALL RETURNS

	No.	Yds.	Lg.
Tre'Davious White	3	16	9
Ronald Martin	0	0	0
Jalen Mills	0	0	0
Leonard Fournette	0	0	0

Wisconsin

RUSHING

	Att.	Gain	Lost	Net	TD	Long
Melvin Gordon	16	144	4	140	1	63
Corey Clement	15	46	1	45	1	7
Reggie Love	1	45	0	45	1	45
Tanner McEvoy	6	42	2	40	0	22
TEAM	1	0	2	-2	0	0

PASSING

	Att.	Comp	Int.	Yds.	TD	Long	Sacks
Tanner McEvoy	24	8	2	50	0	14	0

RECEIVING

	No.	Yds.	TD	Long
Alex Erickson	3	33	0	14
Austin Traylor	1	9	0	9
Jordan Fredrick	1	6	0	6
Sam Arneson	1	5	0	5
Reggie Love	1	2	0	2
Kyle Costigan	1	-5	0	0

PUNTING

	No.	Yds.	Avg.	Long	I20
Drew Meyer	8	300	37.5	57	1

FIELD GOALS

	Att.	Made	Long	KICKS
Rafael Gaglianone	1	1	51	Made: 51

Punts

Punts			Kickoffs			Interceptions		
No.	Yds.	Lg.	No.	Yds.	Lg.	No.	Yds.	Lg.
1	-3	0	2	31	25	0	0	0

ALL RETURNS

	No.	Yds.	Lg.
Kenzel Doe	1	-3	0

Hilliard Along with Fake Punt Helps LSU Rally Past No. 14 Wisconsin, 28-24

Kenny Hilliard, with his powerful running, helped ignite a second-half rally that helped 13th-ranked LSU erase a 24-7 deficit as the Tigers posted one of the biggest comebacks in school history in the 28-24 win over 14th-ranked Wisconsin in the Advocare Texas Kickoff in Houston. Hilliard rushed for 110 yards and scored the game-winning touchdown on a 28-yard run in the fourth quarter. Wisconsin led 17-7 at halftime and then stretched the lead to 24-7 on the opening possession of the third quarter. The Badgers appeared to have the game in hand, stuffing LSU on its first possession of the second half, forcing the Tigers punt. Instead, LSU faked the punt and extended the drive that ultimately led to a 30-yard field goal **Colby Delahoussaye**, pulling the Tigers to within 24-10. The fake punt served as a momentum boost for LSU as from that point on the LSU defense held Wisconsin to only 32 total yards and forced two turnovers on the Badgers' final five possessions of the game. Meanwhile, the LSU offense got on track, scoring on four straight possessions to erase the 17-point deficit. Another Delahoussaye field goal pulled LSU to within 24-13 late in the third quarter before **Anthony Jennings** connected with **John Diarse** on a 36-yard TD and, along with a two-point conversion, got the Tigers within a field goal at 24-21. LSU took the lead for good on its next possession after a **Jalen Mills** interception set up the Tigers at their own 47-yard line. Hilliard ran for 17, 8 and then 28 yards on three straight plays to score the go-ahead TD with 9:41 to go in the contest. A **Ronald Martin** interception ended Wisconsin's next drive and then the Tigers forced the Badgers to a three-and-out on their final possession of the game, allowing LSU to run out the clock. Jennings connected on 9-of-21 passes for 239 yards and a pair of TDs in his second career start. **Travin Dural** led all receivers with three catches for 151 yards, including an 80-yard TD in the first quarter. LB **Kwon Alexander** (8 tackles, 2 TFL) and DE **Danielle Hunter** (7 tackles, 1.0 TFL) led the LSU defense as the Tigers won their 12th straight season opener and won a non-conference regular-season contest for the 46th consecutive time dating back to the 2002 season.

Scoring

	1	2	3	4	F
Wisconsin	10	7	7	0	- 24
LSU	7	0	6	15	- 28

WIS	9:05	1Q	Love 45 yd run (Gaglianone Kick)
WIS	5:07	1Q	Gaglianone 51 yd fg
LSU	4:47	1Q	Dural 80 yd pass from Jennings (Delahoussaye Kick)
WIS	7:36	2Q	Gordon 14 yd run (Gaglianone Kick)
WIS	12:24	3Q	Clement 2 yd run (Gaglianone Kick)
LSU	7:41	3Q	Delahoussaye 30 yd fg
LSU	2:11	3Q	Delahoussaye 47 yd fg
LSU	12:08	4Q	Diarse 36 yd pass from Jennings (Quinn pass from Jennings)
LSU	9:41	4Q	Hilliard 28 yd run (Delahoussaye Kick)

Team Stats

	WISC	LSU
FIRST DOWNS	14	17
RUSHING	10	8
PASSING	3	8
PENALTY	1	1
RUSHING ATTEMPTS	39	47
YARDS GAINED RUSHING	277	167
YARDS LOST RUSHING	9	41
NET YARDS RUSHING	268	126
NET YARDS PASSING	50	239
PASSES ATTEMPTED	24	21
PASSES COMPLETED	8	9
HAD INTERCEPTED	2	0
TOTAL OFFENSIVE PLAYS	63	68
TOTAL NET YARDS	318	365
AVERAGE GAIN PER PLAY	5.0	5.4
FUMBLES/LOST	1/0	2/1
PENALTIES/YARDS	3/26	7/50
INTERCEPTIONS/YARDS	0/0	2/8
PUNTS/YARDS	8/300	8/340
AVERAGE PER PUNT	37.5	42.5
PUNT RETURNS/YARDS	1/-3	3/16
KICKOFF RETURNS/YARDS	2/31	5/117
POSSESSION TIME	28:14	31:46
THIRD-DOWN CONVERSIONS	4/15	6/17
FOURTH-DOWN CONVERSIONS	1/1	1/1
SACKS BY	3/17	0/0

Game 2

Sam Houston State **0**
#12 LSU **56**

Sept. 6, 2014
Tiger Stadium
Baton Rouge, La.
100,338

F

LSU

RUSHING	Att.	Gain	Lost	Net	TD	Long
Leonard Fournette	13	92	0	92	1	40
Darrel Williams	14	66	1	65	1	17
Kenny Hilliard	11	55	0	55	1	9
Brandon Harris	5	62	9	53	1	46
Anthony Jennings	8	52	9	43	0	19
Terrence Magee	6	27	0	27	0	7
TEAM	1	0	1	-1	0	0

PASSING	Att.	Comp	Int	Yds	TD	Long	Sacks
Anthony Jennings	13	7	0	188	3	94	0
Brandon Harris	5	4	0	62	1	22	1

RECEIVING	No.	Yds.	TD	Long
Travin Dural	3	140	3	94
Leonard Fournette	2	32	0	17
John Diarse	2	29	0	22
Trey Quinn	2	26	0	14
Malachi Dupre	2	23	1	15

PUNTING	No.	Yds.	Avg.	Long	I20
Jamie Keehn	4	175	43.8	56	3

FIELD GOALS	Att.	Made	Long	KICKS
None				

ALL RETURNS	Punts			Kickoffs			Intercepted		
	No.	Yds.	Lg.	No.	Yds.	Lg.	No.	Yds.	Lg.
Tre'Davious White	3	40	30	0	0	0	0	0	0
Leonard Fournette	0	0	0	1	22	22	0	0	0
Rickey Jefferson	0	0	0	0	0	0	1	18	18
Dwayne Thomas	0	0	0	0	0	0	1	0	0

Sam Houston State

RUSHING	Att.	Gain	Lost	Net	TD	Long
Donavan Williams	9	29	0	29	0	7
Ridgeway Frank	3	18	1	17	0	9
Jalen Overstreet	5	17	0	17	0	9
Jared Johnson	10	35	18	17	0	10
Keshawn Hill	5	11	8	3	0	5
Don King III	4	0	33	-33	0	0

PASSING	Att.	Comp	Int.	Yds.	TD	Long	Sacks
Jared Johnson	25	8	2	142	0	48	3
Don King III	3	1	0	14	0	14	4

RECEIVING	No.	Yds.	TD	Long
Yedidiah Louis	4	102	0	48
Keshawn Hill	3	24	0	11
LaDarius Brown	1	16	0	16
Rickey Smith	1	14	0	14

PUNTING	No.	Yds.	Avg.	Long	I20
Lachlan Edwards	9	398	44.2	52	2

FIELD GOALS	Att.	Made	Long	KICKS
None				

ALL RETURNS	Punts			Kickoffs			Intercepted		
	No.	Yds.	Lg.	No.	Yds.	Lg.	No.	Yds.	Lg.
Trenier Orr	2	2	2	0	0	0	0	0	0
Keshawn Hill	0	0	0	3	79	32	0	0	0
Ridgeway Frank	0	0	0	1	14	14	0	0	0

Big Plays Help LSU To 56-0 Win Over Sam Houston State

Travin Dural scored three touchdowns, including a school-record 94-yard reception on the first offensive play of the game for LSU as the 12th-ranked Tigers pitched their first shutout since 2010 with a 56-0 win over Sam Houston State. LSU had little trouble with the Bearkats, limiting Sam Houston State to just 14 first downs and 206 total yards of offense. Sam Houston State came into the game averaging over 600 yards and 43 points a game. LSU scored touchdowns on its first five possessions of the game, building a 35-0 lead at halftime. Dural scored on a 28-yard TD reception from **Anthony Jennings** on LSU's second possession, then freshman **Leonard Fournette** scored his first career TD on a 4-yard run to give the Tigers a 20-0 first quarter advantage. Dural's third TD reception came early in the second quarter on an 18-yard pass from Jennings, running the score to 27-0. Rookie quarterback **Brandon Harris** scampered 46 yards for a TD midway through the second quarter to extend the advantage to 35-0. Four true freshmen scored TDs for LSU as **Darrel Williams** and **Malachi Dupre** each found the endzone in the second half. For the game, LSU racked up 584 total yards of offense with 334 yards coming on the ground. Fournette led LSU with 92 yards and a TD on 13 carries, while Williams added 65 yards and a score, and **Kenny Hilliard** had 55 yards and a touchdown. Jennings connected on 7-of-13 passes for 188 yards and 3 TDs, while Harris came off the bench to complete 4-of-5 passes for 62 yards and a score. Dural led LSU with three catches for 140 yard and three TDs. **Danielle Hunter**, **Kendell Beckwith** and **Dwayne Thomas** all had seven tackles for the Tiger defense, while **Rickey Jefferson** and Thomas each intercepted passes as LSU ran its home winning streak to 10 straight. Nine of Sam Houston's 14 possessions ended with a punt and three were stopped with a turnover, including the Jefferson interception that halted a drive at the LSU 5-yard line.

Scoring

	1	2	3	4	F
Sam Houston	0	0	0	0	- 0
LSU	20	15	7	14	- 56

LSU	13:32	1Q	Dural 94 yd pass from Jennings (Delahoussaye kick failed)
LSU	10:23	1Q	Dural 28 yd pass from Jennings (Delahoussaye kick)
LSU	3:56	1Q	Fournette 4 yd run (Delahoussaye kick)
LSU	13:28	2Q	Dural 18 yd pass from Jennings (Delahoussaye kick)
LSU	8:15	2Q	Harris 46 yd run (Hilliard rush)
LSU	7:11	3Q	Williams 1 yd run (Delahoussaye kick)
LSU	13:08	4Q	Dupre 8 yd pass from Harris (Delahoussaye kick)
LSU	10:25	4Q	Hilliard 2 yd run (Delahoussaye kick)

Team Stats

	SHST	LSU
FIRST DOWNS	14	27
RUSHING	5	15
PASSING	6	10
PENALTY	3	2
RUSHING ATTEMPTS	36	58
YARDS GAINED RUSHING	110	354
YARDS LOST RUSHING	60	20
NET YARDS RUSHING	50	334
NET YARDS PASSING	156	250
PASSES ATTEMPTED	28	18
PASSES COMPLETED	9	11
HAD INTERCEPTED	2	0
TOTAL OFFENSIVE PLAYS	64	76
TOTAL NET YARDS	206	584
AVERAGE GAIN PER PLAY	3.2	7.7
FUMBLES/LOST	1/1	4/1
PENALTIES/YARDS	2/30	6/60
INTERCEPTIONS/YARDS	0/0	2/18
PUNTS/YARDS	9/398	4/175
AVERAGE PER PUNT	44.2	43.8
PUNT RETURNS/YARDS	2/2	3/40
KICKOFF RETURNS/YARDS	4/93	1/22
POSSESSION TIME	24:57	35:03
THIRD-DOWN CONVERSIONS	3/14	8/12
FOURTH-DOWN CONVERSIONS	0/2	0/0
SACKS BY	1/4	7/51

Game 3

ULM
#10 LSU

0
31

Sept. 13, 2014
Tiger Stadium
Baton Rouge, La.
101,194

F

LSU

RUSHING	Att.	Gain	Lost	Net	TD	Long
Leonard Fournette	10	54	2	52	1	24
Kenny Hilliard	12	50	0	50	1	7
Terrence Magee	12	45	2	43	0	12
Darrel Williams	7	37	0	37	2	22
Anthony Jennings	7	34	14	20	0	22
Brandon Harris	2	11	0	11	0	8
Trey Quinn	1	9	0	9	0	9
TEAM	1	0	3	-3	0	0

PASSING	Att.	Comp	Int	Yds	TD	Long	Sacks
Anthony Jennings	18	11	1	139	0	32	2
Brandon Harris	2	1	0	14	0	14	0

RECEIVING	No.	Yds.	TD	Long
Travin Dural	6	79	0	32
John Diarse	2	39	0	23
Trey Quinn	2	12	0	10
Leonard Fournette	1	20	0	20
Kenny Hilliard	1	3	0	3

PUNTING	No.	Yds.	Avg.	Long	I20
Jamie Keehn	5	239	47.8	59	2

FIELD GOALS	Att.	Made	Long	KICKS
Colby Delahoussaye	1	1	21	Made: 21

ALL RETURNS	Punts			Kickoffs			Intercepted		
	No.	Yds.	Lg.	No.	Yds.	Lg.	No.	Yds.	Lg.
Tre'Davious White	4	31	26	0	0	0	0	0	0
Leonard Fournette	0	0	0	1	40	40	0	0	0

ULM

RUSHING	Att.	Gain	Lost	Net	TD	Long
Centarius Donald	10	24	0	24	0	6
Tyler Cain	4	2	4	-2	0	2
Pete Thomas	4	2	8	-6	0	2

PASSING	Att.	Comp	Int.	Yds.	TD	Long	Sacks
Pete Thomas	30	16	0	77	0	12	1

RECEIVING	No.	Yds.	TD	Long
Rashon Ceaser	6	35	0	10
Harley Scioneaux	3	15	0	8
Centarius Donald	2	9	0	5
Tyler Cain	2	-1	0	0
Kenzee Jackson	1	12	0	12
Ajalen Holley	1	5	0	5
Alec Osborne	1	2	0	2

PUNTING	No.	Yds.	Avg.	Long	I20
Justin Manton	10	402	40.2	56	3

FIELD GOALS	Att.	Made	Long	KICKS
None				

ALL RETURNS	Punts			Kickoffs			Intercepted		
	No.	Yds.	Lg.	No.	Yds.	Lg.	No.	Yds.	Lg.
Rashon Ceaser	2	6	6	0	0	0	0	0	0
Tyler Cain	0	0	0	2	31	17	0	0	0
Kaylon Watson	0	0	0	1	20	20	0	0	0
Mitch Lane	0	0	0	0	0	0	1	0	0

LSU "D" Dominant in 31-0 Win Over ULM

LSU's defense extended its scoreless streak to nine straight quarters and 31 consecutive possessions as the Tigers rolled to a 31-0 win over ULM. The win was the 48th straight for LSU in non-conference regular season games and the 400th overall in Tiger Stadium for the Tigers. The shutout was the second straight for LSU, the first time the Tigers have pitched back-to-back shutouts since 1985. It was also the sixth straight win overall and the 11th consecutive victory in Tiger Stadium for LSU. Since falling behind to Wisconsin 24-7 in the third quarter of the season opener, LSU has now outscored its opponents 108-0. LSU limited the Warhawks to just six first downs and 93 yards of total offense (16 rushing, 77 passing). The Tigers got all the points they would need late in the first quarter when **Colby Delahoussaye** kicked a 21-yard field goal for a 3-0 LSU advantage. **Darrel Williams** scored on a 22-yard run on LSU's next possession for a 10-0 lead early in the second quarter. The score remained that way until midway through the third quarter when Williams scored on a 1-yard run, extending the margin to 17-0. **Leonard Fournette** and **Kenny Hilliard** added rushing TDs in the second half to cap the scoring for the Tigers. Fournette led LSU with 52 yards rushing, while Hilliard added 50 yards and **Terrence Magee** 40 yards for the Tigers, which finished with 219 yards and 4 TDs on the ground. **Anthony Jennings** connected on 11-of-18 passes for 139 yards with **Travin Dural** being his top target with six catches for 79 yards. **Duke Riley**, in his first career start, led the LSU defense with 8 tackles.

Scoring

	1	2	3	4	F
ULM	0	0	0	0	- 0
LSU	3	7	14	7	- 31

LSU	3:20	1Q	Delahoussaye 21 yd field goal
LSU	13:11	2Q	Williams 22 yd run (Delahoussaye Kick)
LSU	7:22	3Q	Williams 1 yd run (Delahoussaye Kick)
LSU	3:26	3Q	Fournette 24 yd run (Delahoussaye Kick)
LSU	12:19	4Q	Hilliard 4 yd run (Delahoussaye Kick)

Team Stats

	ULM	LSU
FIRST DOWNS	6	22
RUSHING	0	14
PASSING	5	7
PENALTY	1	1
RUSHING ATTEMPTS	18	52
YARDS GAINED RUSHING	28	240
YARDS LOST RUSHING	12	21
NET YARDS RUSHING	16	219
NET YARDS PASSING	77	153
PASSES ATTEMPTED	30	20
PASSES COMPLETED	16	12
HAD INTERCEPTED	0	1
TOTAL OFFENSIVE PLAYS	48	72
TOTAL NET YARDS	93	372
AVERAGE GAIN PER PLAY	1.9	5.2
FUMBLES/LOST	1/1	0/0
PENALTIES/YARDS	5/45	6/54
INTERCEPTIONS/YARDS	1/0	0/0
PUNTS/YARDS	10/402	5/239
AVERAGE PER PUNT	40.2	47.8
PUNT RETURNS/YARDS	2/6	4/31
KICKOFF RETURNS/YARDS	3/51	1/40
POSSESSION TIME	25:02	34:58
THIRD-DOWN CONVERSIONS	4/14	7/14
FOURTH-DOWN CONVERSIONS	0/0	1/1
SACKS BY	2/12	1/5

2014 LSU Football - Numerical Roster vs. Mississippi State

NO.	NAME	POS.	HT.	WT.	CL./EXP.	HOMETOWN (HS/PREVIOUS SCHOOL)
1	Quantavius Leslie	WR	6-4	179	Sr.-SQ	Hogansville, Ga. (Hinds (Miss.) CC)
2	Avery Peterson	WR	6-2	200	Fr.-RS	Pompano Beach, Fla. (Hargrave Military (Va.))
3	Clifton Garrett	LB	6-2	242	Fr.-HS	Joliet, Ill. (Planfield South HS)
4	Kwon Alexander	LB	6-2	227	Jr.-2L	Oxford, Ala. (Oxford HS)
6	Brandon Harris	QB	6-3	188	Fr.-HS	Bossier City, La. (Parkway HS)
7	Leonard Fournette	RB	6-1	230	Fr.-HS	New Orleans, La. (St. Augustine HS)
8	Trey Quinn	WR	6-0	194	Fr.-HS	Lake Charles, La. (Barbe HS)
9	John Diarse	WR	6-0	210	Fr.-RS	Monroe, La. (Neville HS)
10	Anthony Jennings	QB	6-2	216	So.-1L	Marietta, Ga. (Marietta HS)
10	Austin Suits	S	6-1	202	Fr.-RS	Baton Rouge, La. (Parkview Baptist HS)
11	Micah Dickens	CB	5-9	179	Fr.-RS	Dry Prong, La. (Grant HS)
11	Brandon Bergeron	QB	6-2	200	So.-Trf.	Lafayette, La. (St. Thomas More HS)
12	Corey Thompson	S	6-2	218	Jr.-2L	Missouri City, Texas (Lawrence Elkins HS)
12	Jeffrey Lang	WR	5-10	193	Sr.-SQ	Benton, La. (Benton HS)
13	Dwayne Thomas	CB	6-0	182	So.-1L	New Orleans, La. (O.P. Walker HS)
13	Chris LaBorde	WR	6-0	191	Jr.-SQ	Lafayette, La. (Westminister HS)
13	Jake Clise	QB	6-2	212	Fr.-RS	Baltimore, Md. (Loyola HS)
14	Trent Domingue	PK/P	6-1	170	So.-SQ	Mandeville, La. (St. Paul's HS)
14	Lionel Williams	S	6-2	205	Fr.-RS	Chesterfield, Va. (LC Byrd HS)
15	Malachi Dupre	WR	6-3	187	Fr.-HS	River Ridge, La. (John Curtis HS)
16	Tre'Davious White	DB	5-11	191	So.-1L	Shreveport, La. (Green Oaks HS)
16	Brad Kragthorpe	QB	5-11	200	Jr.-SQ	Tulsa, Okla. (Idaho State)
17	Jared Foster	QB	6-0	200	Jr.-SQ	Lake Charles, La. (Barbe HS)
17	Myles O'Brien	LB	6-2	205	Sr.-SQ	Metairie, La. (Rummel HS)
18	Terrence Magee	RB	5-9	217	Sr.-2L	Franklinton, La. (Franklinton HS)
19	Luke Boyd	WR	5-11	184	Sr.-SQ	Stafford, Va. (Farleigh Dickinson)
21	Rashard Robinson	DB	6-3	177	So.-1L	Pompano Beach, Fla. (Ely HS)
22	Ronnie Feist	LB	6-1	224	Jr.-1L	Edgard, La. (West St. John HS)
23	Lamar Louis	LB	5-11	229	Jr.-2L	Breaux Bridge, La. (Breaux Bridge HS)
24	Ed Paris	DB	6-1	208	Fr.-HS	New Orleans, La. (Timberview (Texas) HS)
24	Chris Sciambra	PK	5-9	184	Jr.-HS	Baton Rouge, La. (Catholic HS)
25	Reshaud Henry	RB	5-8	195	Fr.-HS	Ponchatoula, La. (Ponchatoula HS)
25	Scott Rider	DB	5-8	163	Fr.-HS	Monroe, La. (Neville HS)
26	Ronald Martin	S	6-2	220	Sr.-3L	White Castle, La. (White Castle HS)
27	Kenny Hilliard	RB	6-0	232	Sr.-3L	Patterson, La. (Patterson HS)
27	Brandon Surtain	DB	5-8	177	So.-HS	Baton Rouge, La. (McKinley HS)
28	Jalen Mills	DB	6-0	194	Jr.-2L	DeSoto, Texas (DeSoto HS)
29	Rickey Jefferson	S	6-0	204	So.-1L	St. Rose, La. (Destrehan HS)
30	John Battle	S	6-1	186	Fr.-HS	Hallandale, Fla. (Hallandale HS)
30	Kyle Pfau	K	5-10	191	Fr.-HS	Spring, Texas (Klein HS)
31	D.J. Welter	LB	6-1	235	Sr.-1L	Crowley, La. (Notre Dame HS)
31	Bennett Schiro	FB	5-11	214	Fr.-RS	New Orleans, La. (Jesuit HS)
32	Jalen Collins	CB	6-2	198	Jr.-2L	Olive Branch, Miss. (Olive Branch HS)
33	Jamal Adams	S	6-0	206	Fr.-HS	Lewisville, Texas (Hebron HS)
33	Trey Gallman	FB	6-1	256	Fr.-HS	Prairieville, La. (Dutchtown HS)
34	Darrel Williams	RB	6-0	230	Fr.-HS	Marrero, La. (John Ehret HS)
34	Jordan Triche	DB	5-9	162	Fr.-HS	Edgard, La. (West St. John HS)
35	Devin Voorhies	S	6-2	208	Fr.-HS	Woodville, Miss. (Wilkinson County HS)
35	Devante Meullion	FB	5-9	253	Jr.-SQ	Seattle, Wash. (Chief Stealth International HS)
36	Cameron Gamble	PK	5-11	190	Fr.-HS	Flower Mound, Texas (Flower Mound HS)
38	Jamie Keehn	P	6-4	220	Jr.-2L	Queensland, Australia (Rockhampton Grammar)
39	Russell Gage	DB	6-0	180	Fr.-HS	Baton Rouge, La. (Redemptorist HS)
39	Lenny Breda	WR	5-9	167	Fr.-RS	Lake Charles, La. (St. Louis HS)
40	Duke Riley	LB	6-1	218	So.-1L	Buras, La. (John Curtis HS)
41	Travis Dickson	TE	6-3	237	Sr.-2L	Ocean Springs, Miss. (Ocean Springs HS)
41	Tommy LeBeau	S	6-0	185	Jr.-1L	Monroe, La. (Ouachita Christian HS)

42	Colby Delahoussaye	PK	5-10	176	So.-1L	New Iberia, La. (New Iberia HS)
43	Connor Neighbors	FB	5-11	229	Sr.-2L	Huntsville, Ala. (Huntsville HS)
43	Jordan Harper	DE	6-2	228	So.-SQ	New Orleans, La. (Rummel HS)
44	Colin Jeter	TE	6-6	236	So.-JC	Longview, Texas (Longview HS/Kilgore College)
44	Tre' Sullivan	DB	5-8	179	Sr.-SQ	Donaldsonville, La. (Donaldsonville HS)
45	Deion Jones	LB	6-1	220	Jr.-2L	New Orleans, La. (Jesuit HS)
45	Josh Tharp	TE/P	6-2	208	Fr.-HS	Erin, Tenn. (Houston County HS)
46	Tashawn Bower	DE	6-5	237	So.-1L	Somerville, N.J. (Immaculata HS)
47	John David Moore	TE	6-3	229	Fr.-RS	Ruston, La. (Ruston HS)
48	Donnie Alexander	LB	6-1	201	Fr.-HS	New Orleans, La. (Karr HS)
48	Jake Franklin	TE	6-5	262	Sr.-SQ	New Bern, N.C. (William & Mary College)
49	Melvin Jones	FB	6-2	258	So.-1L	Lake Charles, La. (Washington-Marion HS)
50	Reid Ferguson	SNP	6-2	236	Jr.-2L	Buford, Ga. (Buford HS)
50	Christian Pittman	LB	5-11	205	Jr.-SQ	New Orleans, La. (Brother Martin HS)
51	Jonathan Rucker	LB	6-0	205	Fr.-RS	Ponchatoula, La. (Ponchatoula HS)
52	Kendell Beckwith	LB	6-2	245	So.-1L	Jackson, La. (East Feliciana HS)
53	Logan Boudreaux	SNP	5-11	218	Jr.-SQ	St. Amant, La. (St. Amant HS)
53	Grant Leger	LB	6-2	218	Jr.-SQ	Metairie, La. (Jesuit HS)
54	Justin Maclin	DE	6-4	240	Sr.-SQ	Memphis, Tenn. (Ridgeway HS)
55	Elliott Porter	C	6-4	297	Sr.-2L	Westwego, La. (Kentucky)
57	Davon Godchaux	DT	6-4	298	Fr.-HS	Plaquemine, La. (Plaquemine HS)
57	Cody Townsend	OL	6-2	274	So.-SQ	Marrero, La. (John Ehret HS)
58	Sione Teuhema	DE	6-4	232	Fr.-HS	Keller, Texas (Keller HS)
59	Jermauria Rasco	DE	6-3	247	Sr.-3L	Shreveport, La. (Evangel HS)
61	Alex Cheramie	OL	6-0	280	Fr.-RS	Cypress, Texas (Cypress Ranch HS)
62	Justin Mikush	OL	6-3	347	Fr.-HS	Tomball, Texas (Klein Oak HS)
63	K.J. Malone	OL	6-4	289	Fr.-RS	Ruston, La. (Cedar Creek HS)
64	William Clapp	OL	6-5	295	Fr.-HS	New Orleans, La. (Brother Martin HS)
65	Jerald Hawkins	OT	6-6	309	So.-1L	Baldwin, La. (West St. Mary HS)
67	Jevonte Domond	OT	6-6	310	So.-JC	Glendale, Ariz. (Maricopa HS/Glendale CC)
69	Hoko Fanaika	OG	6-6	330	Sr.-1L	Sacramento, Calif. (College of San Mateo)
70	La'El Collins	OT	6-5	321	Sr.-2L	Baton Rouge, La. (Redemptorist HS)
71	Jonah Austin	OG	6-6	330	Jr.-1L	New Orleans, La. (St. Augustine HS)
72	Andy Dodd	OL	6-4	336	Fr.-RS	Lindale, Ga. (Pepperell HS)
74	Vadal Alexander	OG	6-6	340	Jr.-2L	Buford, Ga. (Buford HS)
75	Evan Washington	OT	6-6	334	Sr.-1L	DeSoto, Texas (DeSoto HS)
76	Josh Boutte	OL	6-5	340	So.-SQ	New Iberia, La. (Westgate HS)
77	Ethan Pocic	C/OL	6-7	301	So.-1L	Lemont, Ill. (Lemont Township HS)
78	Garrett Brumfield	OL	6-4	309	Fr.-HS	Baton Rouge, La. (University HS)
81	Tony Upchurch	WR	6-1	230	Fr.-HS	Pearland, Texas (Glenda Dawson HS)
82	D.J. Chark	WR	6-2	184	Fr.-HS	Alexandria, La. (Alexandria Senior HS)
83	Travin Dural	WR	6-2	192	So.-1L	Breaux Bridge, La. (Breaux Bridge HS)
84	Logan Stokes	TE	6-5	255	Sr.-1L	Muscle Shoals, Ala. (NE Mississippi CC)
85	Dillon Gordon	TE	6-4	295	Jr.-2L	Edgard, La. (John Curtis HS)
86	Miquel James	WR	5-8	161	Fr.-HS	Kentwood, La. (Jewell Sumner HS)
87	Kevin Spears	WR	6-3	195	Fr.-RS	New Orleans, La. (Holy Cross HS)
88	Jacory Washington	TE	6-5	221	Fr.-HS	Westlake, La. (Westlake HS)
88	Reid Travis	DL	6-0	342	Fr.-HS	Kentwood, La. (Saint Thomas Aquinas HS)
89	DeSean Smith	TE	6-5	242	So.-1L	Lake Charles, La. (Barbe HS)
90	Maquedius Bain	DT	6-4	299	Fr.-RS	Ft. Lauderdale, Fla. (University School)
91	Christian LaCouture	DT	6-5	300	So.-1L	Lincoln, Neb. (Lincoln Southwest HS)
92	Lewis Neal	DE	6-1	255	So.-1L	Wilson, N.C. (James B. Hunt HS)
93	Michael (M.J.) Patterson	DE	6-3	231	Fr.-RS	Winnfield, La. (Winnfield HS)
94	Danielle Hunter	DE	6-6	240	Jr.-2L	Katy, Texas (Morton Ranch HS)
95	Quentin Thomas	DT	6-4	303	Jr.-1L	Breaux Bridge, La. (Breaux Bridge HS)
96	Mickey Johnson	DT	6-1	310	Jr.-SQ	Covington, La. (St. Paul's HS)
97	Frank Herron	DT	6-4	278	Fr.-RS	Memphis, Tenn. (Memphis Central HS)
98	Deondre Clark	DE	6-3	244	Fr.-HS	Oklahoma City, Okla. (Douglass HS)
99	Greg Gilmore	DT	6-5	305	Fr.-RS	Hope Mills, N.C. (South View HS)