

#LSU

- @LSUfbal
- @LSUCoachMiles
- /LSUfootball
- @LSUfootball

LSU

2014 FOOTBALL

NATIONAL CHAMPIONS
1958 • 2003 • 2007

SEC CHAMPIONS
1935 • 1936 • 1958 • 1961 • 1970
1986 • 1988 • 2001 • 2003 • 2007 • 2011

GAME

2

Sam Houston State

September 6, 2014
6:39 p.m. CT • SEC Network
Baton Rouge, Louisiana
Tiger Stadium (102,321)

2014 SCHEDULES

#12/12 LSU (1-0, 0-0 SEC)

DATE	LSU RANK	OPPONENT	TV	RESULT
AUGUST (1-0)				
30	#13/13	vs. #14/14 Wisconsin	ESPN	W, 28-24
SEPTEMBER (0-0)				
6	#12/#12	Sam Houston State	SECN	6:39 p.m.
13		UL-Monroe	ESPNU	6 p.m.
20		Mississippi State *	TBA	TBA
27		New Mexico State	TBA	TBA
OCTOBER				
4		at Auburn *	TBA	TBA
11		at Florida *	TBA	TBA
18		Kentucky *	TBA	TBA
25		Ole Miss *	TBA	TBA
NOVEMBER				
8		Alabama *	TBA	TBA
15		at Arkansas *	TBA	TBA
27		at Texas A&M *	ESPN	6:30 p.m.
DECEMBER				
6		SEC Championship Game	CBS	3 p.m. Atlanta, Ga.

Sam Houston State (1-1, 0-0 Southland)

DATE	OPPONENT	TV	RESULT
AUGUST (1-1)			
23	at Eastern Washington	ESPN	L, 56-35
30	Alabama State		W, 51-20
SEPTEMBER (0-0)			
6	at #12 LSU	SECN	6:39 p.m.
13	Colorado State-Pueblo		6:30 p.m.
27	at Lamar *		7 p.m.
OCTOBER			
11	McNeese State *		3 p.m.
18	at Northwestern State *		3 p.m.
25	Abilene Christian *		3 p.m.
NOVEMBER			
1	vs. Stephen F. Austin *		3 p.m.
8	at Incarnate Word *		6 p.m.
15	at Houston Baptist *		3 p.m.
22	Central Arkansas *		3 p.m.

ON THE AIR



LSU Sports Radio Network

Jim Hawthorne, play-by-play
Doug Moreau, analyst
Gordy Rush, sideline



SEC Network

Brent Musburger, play-by-play
Jesse Palmer, analyst
Maria Taylor, sideline reporter

BREAKDOWN

LSU

Record 1-0, 0-0 SEC
Ranking No. 12 Associated Press
No. 12 Amway Coaches
Last Game Aug. 30 in Houston, Texas
def. No. 14 Wisconsin, 28-24
Head Coach Les Miles
Career Record 124-45/14th year
LSU Record 96-24/10th year
Miles vs. SHSU 0-0
vs. Keeler 0-0
LSU vs. SHSU 0-0



Sam Houston State

Record 1-1, 0-0 Southland
Ranking NR Associated Press
NR Amway Coaches
Last Game Aug. 30 in Huntsville, Texas
def. Alabama State, 51-20
Head Coach K.C. Keeler
Career Record 175-74-1/21st year
SHSU Record 1-1/first year
vs. LSU 0-0
vs. Miles 0-0



NEXT UP

LSU Welcomes Sam Houston State for First Game in Expanded Tiger Stadium

LSU welcomes Football Championship Subdivision powerhouse Sam Houston State to Tiger Stadium on Saturday in what will be the home opener for the 12th-ranked Tigers. Kickoff for the Tigers and Bearkats is scheduled for 6:39 p.m. CT, and the game will be televised on the SEC Network. It's the first meeting between LSU (1-0) and Sam Houston State (1-1) in football. Sam Houston State is ranked No. 13 in the NCAA FCS Coaches Poll and No. 15 in the Sports Network poll. The contest will also be the first played in the newly expanded Tiger Stadium with a capacity of 102,321. On Saturday night, Tiger Stadium will become the 5th largest city in Louisiana and will have more occupants than 50 of the 64 parishes in Louisiana. LSU opened its season last week with a 28-24 come-from-behind victory over 14th-ranked Wisconsin at the AdvCare Texas Kickoff in Houston. The Wisconsin game was the 22nd game for LSU under **Les Miles** that the Tigers have trailed in the fourth quarter and come back to win. Of those 22 games, 15 have come against teams ranked in the Top 25. Now in his 10th year at LSU, Miles is the second-winningest coach in school history with a 96-24 mark. He's 124-45 overall (14th season). Offensively, senior RB **Kenny Hilliard** tallied the fourth 100-yard game of his career in the opener with 110 yards and a TD, while sophomore WR **Travin Dural** caught three passes for 151 yards, including an 80-yard TD in the first quarter. Sophomore QB **Anthony Jennings**, in just his second start, completed 9-of-21 passes for 239 yards and a score. Defensively, after falling behind 24-7 early in the third quarter, the Tigers held Wisconsin to just 32 total yards and two first downs, while forcing a pair of turnovers, on the Badgers' final five possessions of the game. Junior LB **Kwon Alexander** led LSU with 8 tackles and 2.0 TFL.

STORYLINES

- LSU currently has the nation's longest regular-season non-conference winning streak at 46 straight games. Les Miles is 36-0 in non-conference regular-season games as head coach of the Tigers.
- With the win over Wisconsin, LSU has won 22 games under Les Miles when trailing in the fourth quarter. Of those 22 wins, 15 have come against teams ranked in the Top 25.
- LSU is 32-3 in games played in September under Les Miles. LSU has won 22 straight September games in Tiger Stadium and the Tigers are 22-1 in September games at home under Miles. The only loss came to Tennessee in 2005. Other two September losses for Miles came at Auburn in 2006 and at Georgia last year.
- LSU hasn't lost a non-conference home game since 2000 when UAB beat the Tigers 13-10. Since then, LSU has reeled off 40 straight wins against non-conference opponents in Tiger Stadium.
- LSU coach Les Miles is 28-0 in Tiger Stadium against non-conference opponents and he's 41-2 overall against teams from outside the SEC since 2005.
- LSU has started at least one true freshman in 12 straight and 37 of its last 41 games dating back to the 2011 season.
- LSU will be playing its 68th straight game as a Top 25 team on Saturday vs. Sam Houston State, a streak that dates back to the season-opener in 2009. LSU has played 118 of 120 games under Les Miles ranked in the Top 25.
- LSU's streak of consecutive weeks in the AP Top 25 is now at 83, the second-longest active streak in college football behind Alabama. It's also the longest stretch in school history.
- LSU is 9-0 all-time against FCS teams, which includes a 48-16 win over Furman on Oct. 26, 2013. Les Miles is 6-0 against FCS teams in his tenure at LSU having outscored them 232-64.

Sam Houston State Week

1

MONDAY

Practice

4 p.m. - McClendon Practice Facility (Closed)

2

TUESDAY

Miles Press Luncheon

11:30 a.m. - Athletic Building, 5th Floor

1:15 p.m. - Player Interviews (Indoor Facility)

Practice

4 p.m. - McClendon Practice Facility (Closed)

6:30 p.m. - Player Interviews

3

WEDNESDAY

SEC Teleconference

10 a.m. Miles on call

Practice

4 p.m. - McClendon Practice Facility (Closed)

6 p.m. - Miles post practice interview (Team Room)

Miles Radio Show

7 p.m. - TJ Ribs (Acadian)

4

THURSDAY

Practice

4 p.m. - McClendon Practice Facility (Closed)

5

FRIDAY

Walk Through

6

SATURDAY

Game Day

LSU vs. Sam Houston State Tiger Stadium
6:30 p.m. CT • SECN

Post Game

Coach Miles is available following the game in the press conference room.

Players will immediately follow in press conf. room

7

SUNDAY

Off Day

No media availability

LSU Media Services

Les Miles Interviews

Monday Press Luncheon

LSU coach Miles meets with the media each Monday of game week in the press conference room, which is located on the fifth floor of the LSU Athletic Administration Building. Lunch is served at 11:30 a.m. (CT) followed by comments from the Coach Miles at 12:30 p.m. (CT). Media members can park in Lot 104 (formerly Lot F) on campus, which is located off Nicholson Drive in front of the track stadium. A transcript of coach Miles' opening statement as well as the question and answer session can be found on the Internet at www.LSUsports.net.

Listen To Les Miles' Weekly Press Conference

Members of the media can access the audio portion of Coach Miles' Weekly Press Luncheon each Monday starting at 12:10 p.m. CT at www.LSUsports.net/live or over the radio in the Baton Rouge area on 104.5 FM.

SEC Teleconference

The 14 SEC coaches are featured on a weekly teleconference each Wednesday at 10 a.m. (CT) during the regular season. Coach Miles speaks for 10 minutes starting at 10 a.m. Contact the LSU Sports Information Department to obtain the phone number to access the call.

Wednesday Post Practice

Coach Miles meets with the media immediately after practice on Wednesday's during the regular season in the Team Room of the LSU Operations Center. This interview takes place at approximately 6 p.m. each week.

LSU Player Interviews

LSU players are available to the media three times during a typical game week - Mondays, Tuesdays and following the game on Saturday. Interview requests for the Monday and Tuesday media opportunities should be made at least 24 hours in advance and emailed to Michael Bonnette (mbonnet@lsu.edu) and Jake Terry (jterry9@lsu.edu). Members of the media are not permitted to contact players on their cell phones under any circumstance.

Following the Press Luncheon

LSU players will be made available at either 1 p.m. or 2 p.m. (CT) following head coach Les Miles' Press Luncheon each Monday afternoon at the Indoor Football Facility. Requests must be made on (or prior to) the Sunday following the game. Interview start times vary based on weekly schedule.

Post Practice

LSU players are available after practice on Monday and Tuesday by appointment at the Indoor Football Facility. These interviews are held at approximately 6 p.m. on Monday and 6:30 p.m. on Tuesday.

LSU Video Newsfeed

LSU will be distributing video interviews and other highlights via FTP during the 2014 season. A link to download the newsfeed each will be emailed to members of the media each Monday afternoon during the season. Email Michael Bonnette at mbonnet@lsu.edu to be placed on the distribution list.

WHO TO CONTACT

Sports Information Office

(225) 578-8226

Michael Bonnette • Sr. Assoc. AD/Sports Info Director

E-mail: mbonnet@lsu.edu • Twitter: @LSUBonnette

Jake Terry • Associate Sports Information Director

E-mail: jterry9@lsu.edu • Twitter: @LSUjake

Matt Dunaway • Associate Sports Information Director

E-mail: mdunaway@lsu.edu

LSU Director of Digital Media

Todd Politz - tpolitz@lsu.edu

SEC Network

Kevin Wagner - jwagne2@lsu.edu

LSU Television

John Schiebe - jschieb@lsu.edu
David Landry - landryd@lsu.edu

LSU Radio

Jim Hawthorne - lsuradio@lsu.edu

LSU Sports Information Mailing Address

LSU Box 25095
Baton Rouge, LA 70803

ON THE INTERNET

www.LSUsports.net/media

The Official Website of LSU Athletics is home to all the football information you need. Schedules, results, rosters, bios, statistics and game notes can be found and are always up to date. The GAMEDAY section, updated daily, has all relevant info for the upcoming game.

<http://media.lsusports.net>

Media can access images for all LSU athletic teams, including action shots, heads shots, logos, etc. To gain access to the high-resolution pictures, email Michael Bonnette. You will be assigned a login and password that will enable you to retrieve pictures. This service is for the media use only.

CollegePressBox.com

Collegepressbox.com is the official media website for SEC Football. Access and download weekly game notes, quotes, statistics, media guides, headshots, logos, flip cards and more for the conference and each of its member schools. Login information will be distributed to accredited media or you can apply for a password by sending an e-mail to password@collegepressbox.com.



LSU Football on Twitter & Facebook

facebook.com/LSUfootball
twitter.com/LSUfball
twitter.com/LSUCoachMiles
twitter.com/LSUMediaAlerts
instagram.com/LSUFootball
LSUsports.net/fancage



THE LES MILES FILE

Born: Nov. 10, 1953

Hometown: Elyria, Ohio

Wife: Kathy

Children: Kathryn "Smacker", Leslie Matthew, "Manny", Benjamin, and Macy Grace

College: Michigan, '76

Coaching Experience

1980-81	Assistant Coach	Michigan
1982-86	Assistant Coach	Colorado
1987-94	Assistant Coach	Michigan
1995-97	Assistant Coach	Oklahoma State
1998-00	Assistant Coach	Dallas Cowboys
2001-04	Head Coach	Oklahoma State
2005-pres.	Head Coach	LSU

THE LES MILES FILE

96-24 Overall Record at LSU

58-5 Record vs. Unranked Teams

57-7 Record in Tiger Stadium

52-20 Record in SEC Regular Season Games

38-19 Record vs. Top 25 Teams

35-12 Record vs. SEC Western Division (Reg. 5)

29-7 Record in SEC Home Games

23-13 Record in SEC Road Games

22 Fourth Quarter/Overtime Comeback Wins For LSU Since 2005

14-14 Record vs. Top 10 Teams

15 Number of wins over coaches who have won a national title *

6-3 Record in Bowl Games

2-1 Record in BCS Bowl Games

1 BCS National Championship

2 SEC Championships

* - Came against Philip Fulmer (twice), Urban Meyer (three times), Larry Coker, Steve Spurrier (three times), Nick Saban (three times), Gene Chizik (twice) and Jim Tressel.

Les Miles

2011 NATIONAL COACH OF THE YEAR • 10TH SEASON

It's called the "Miles Method" and it's the mission of LSU football program under 10th-year head coach Les Miles. The "Miles Method" lays the foundation for the organization and it calls for LSU to run the finest football program in the country, one where players can have an experience that's second to none and gives them every opportunity to compete for championships on the field, earn a degree and grow personally by giving back to the community.

In his 10th year, the "Miles Method" has proved to be a winning formula as the Tigers have won more games than any program in the Southeastern Conference over that span (96), while capturing a pair of SEC titles (2007, 2011), played in nine bowl games, including the BCS National Championship Game twice. LSU won the BCS title in 2007, a year after beating Notre Dame in the Sugar Bowl.

Since Miles took over in 2005, LSU has registered five top 10 finishes with three coming in the top five, won double-figure games seven times, produced 20 first-team All-Americans and had players win 11 national awards. LSU also leads the SEC with 60 NFL Draft picks during that span, which includes 13 first round selections. LSU led the nation with nine NFL Draft picks in 2014, which tied the school record set in 2013.

Miles has climbed to second in school history in career victories with 96, trailing only Charles McClendon, who won 137 games in 18 years with the Tigers. Miles is also the only coach in LSU history to beat Auburn, Florida and

Alabama in same season - and he's done it now three times - and in 2005, he became the only first-year coach in SEC history to lead a team to the league's title game.

In the classroom, 188 football players have earned their degree since Miles took over, and two out of the last three years LSU has ranked No. 2 in the SEC in graduation rates, trailing only Vanderbilt. Under Miles, LSU has produced over 150 players who have earned SEC Academic Honor Roll status.

LSU's community service presence is impactful as football players routinely donate time giving back to the Baton Rouge area through a variety of avenues, including appearances at schools, hospitals and many other charitable causes. It's through these community service ventures that Miles and his team get a better understanding of what it means to wear an LSU uniform and the impact that can be made on those who are less fortunate.

As Miles heads into his 10th season with the Tigers and coming off a recruiting class that was ranked No. 2 in the nation, the foundation for LSU football is stronger than ever. With wins coming at a record-setting pace, graduation rates among the best for any public university in the SEC, and with seven-straight recruiting classes rated among the top 10 in the nation, including the nation's No. 1 group in 2009, Miles and the Tigers continue to solidify their standing as one of the premier programs in college football, setting a standard that has the rest of the nation chasing.

BY THE NUMBERS: LES MILES AT LSU

	2005	2006	2007	2008	2009	2010	2011	2012	2013	2014	TOTALS
vs. Unranked teams	6-0	8-0	5-1	6-2	8-1	6-0	5-0	7-0	6-1	0-0	58-5
vs. Top 25 teams	5-2	3-2	7-1	2-3	1-3	5-2	8-1	3-3	3-2	1-0	38-19
vs. Top 10 teams	2-1	2-2	3-0	1-2	0-3	1-1	3-1	1-2	1-2	0-0	14-14
SEC Regular Season	7-1	6-2	6-2	3-5	5-3	6-2	8-0	6-2	5-3	0-0	52-20
vs. SEC Western Division	5-0	4-1	4-1	2-3	3-2	3-2	5-0	5-1	4-2	0-0	35-12
vs. SEC Eastern Division	2-1	2-1	2-1	1-2	2-1	3-0	3-0	1-1	1-1	0-0	17-8
SEC home games	3-1	4-0	3-1	1-3	3-1	4-0	4-0	3-1	4-0	0-0	29-7
SEC road games	4-0	2-2	3-1	2-2	2-2	2-2	4-0	3-1	1-3	0-0	23-13
All home games	5-1	8-0	6-1	5-3	6-1	7-0	6-0	7-1	7-0	0-0	57-7
All road games	5-0	2-2	4-1	2-2	3-2	2-2	5-0	3-1	1-3	0-0	27-13
Neutral Site games	1-1	1-0	2-0	1-0	0-1	2-0	2-1	0-1	2-0	1-0	12-4
Bowl games	1-0	1-0	1-0	1-0	0-1	1-0	0-1	0-1	1-0	0-0	6-3

THE LES MILES RECORD

YEAR	SCHOOL	OVERALL RECORD	CONF. RECORD	NOTES
2001	Oklahoma State	4-7	2-6	
2002	Oklahoma State	8-5	5-3	Houston Bowl Champions
2003	Oklahoma State	9-4	5-3	
2004	Oklahoma State	7-5	4-4	
2005	LSU	11-2	7-1	No. 5, SEC West Champions
2006	LSU	11-2	6-2	No. 3, Sugar Bowl Champions
2007	LSU *	12-2	6-2	National Champions, SEC Champs
2008	LSU	8-5	3-5	Chick-fil-A Bowl Champions
2009	LSU	9-4	5-3	No. 17, Capital One Bowl
2010	LSU	11-2	6-2	No. 8, Cotton Bowl Champions
2011	LSU	13-1	8-0	No. 2, SEC Champions, BCS
2012	LSU	10-3	6-2	No. 12, Top 10 entire regular season
2013	LSU	10-3	5-3	No. 14, Outback Bowl Champions
2014	LSU	1-0	0-0	
TOTALS (14th year)		124-45	68-36	
LSU Record (10th year)		96-24	52-20	
Oklahoma State Record (four years)		28-21	16-16	

* - SEC and National Champions

TRACKING THE TIGERS

WEEK	AP	COACHES	HARRIS	CFP
Preseason	13	13	--	--
Week 2 (9/2)	12	12	--	--

ASSOCIATED PRESS POLL

RK.	TEAM	REC.	POINTS
1.	Florida State (46)	1-0	1456
2.	Alabama (1)	1-0	1317
3.	Oregon (5)	1-0	1314
4.	Oklahoma (2)	1-0	1283
5.	Auburn	1-0	1186
6.	Georgia (2)	1-0	1114
7.	Michigan State	1-0	1093
8.	Ohio State	1-0	982
9.	Texas A&M (2)	1-0	978
10.	Baylor	1-0	962
11.	UCLA	1-0	944
12.	LSU (1)	1-0	926
13.	Stanford	1-0	886
14.	USC	1-0	729
15.	Ole Miss	1-0	525
16.	Notre Dame	1-0	519
17.	Arizona State	1-0	431
18.	Wisconsin	0-1	364
19.	Nebraska	1-0	352
20.	Kansas State	1-0	325
T21.	South Carolina	0-1	196
T21.	North Carolina	1-0	196
23.	Clemson	0-1	164
24.	Missouri	1-0	147
25.	Louisville	1-0	141

AMWAY COACHES POLL

RK.	TEAM	REC.	POINTS
1.	Florida State (57)	1-0	1541
2.	Alabama	1-0	1432
3.	Oklahoma (2)	1-0	1407
4.	Oregon (2)	1-0	1358
5.	Auburn	1-0	1289
6.	Michigan State	1-0	1141
7.	Ohio State	1-0	1114
8.	Georgia (1)	1-0	1108
9.	Baylor	1-0	1018
10.	Stanford	1-0	999
11.	UCLA	1-0	964
12.	LSU	1-0	912
13.	Texas A&M	1-0	895
14.	USC	1-0	713
15.	Notre Dame	1-0	605
16.	Arizona State	1-0	502
17.	Ole Miss	1-0	438
18.	Nebraska	1-0	384
19.	Wisconsin	0-1	373
20.	Kansas State	1-0	370
21.	South Carolina	0-1	272
22.	Missouri	1-0	189
23.	North Carolina	1-0	168
24.	Clemson	0-1	155
25.	Texas	1-0	150

GAMECENTER

Date/Time: Saturday, September 6 at 6:39 p.m. CT

Location: Baton Rouge, Louisiana – Tiger Stadium (102,321)

Television: SEC Network/WatchESPN.com

Radio: LSU Sports Radio Network - 98.1 FM in Baton Rouge
Sirius Satellite Radio - ch. 93; XM Radio – ch. 190

Series Record: First Meeting

Series Notes:

LSU and Sam Houston State meet for the first time in football ... Sam Houston State is a member of the Southland Conference ... LSU is 13-0 against current members of the Southland Conference (11-0 vs. Northwestern State, 1-0 vs. McNeese State, 1-0 vs. Southeastern Louisiana) ... LSU last played a team from the Southland Conference in 2011, beating Northwestern State, 49-3 ... Sam Houston is 0-3 vs. current members of the SEC with all three losses coming to Texas A&M ... Sam Houston is 3-26 all-time vs. FBS schools with the wins coming against Louisiana-Lafayette (21-14 in 2000), Louisiana-Monroe (20-9 in 2001) and New Mexico (48-45 OT in 2011) ... Sam Houston co-defensive coordinator Mike Collins coached at LSU under Nick Saban.

NOTEBOOK

LSU Extends FBS Record for Consecutive Non-Conference Regular Season Wins to 46

LSU increased its Football Bowl Subdivision (FBS) record for consecutive non-conference regular season wins to 46 after the Tigers defeated No. 14 Wisconsin, 28-24, in the AdvoCare Texas Kickoff in Houston. The streak dates back to the 2002 season and now includes eight wins over ranked opponents. The Tigers broke the FBS record for consecutive non-conference regular season wins in 2012, surpassing the mark of Kansas State who claimed 39 straight from 1993-2003. The Tigers haven't lost a non-conference regular season game since falling at Virginia Tech, 26-8, in the 2002 season opener in Blacksburg, Va., on Sept. 1. **Les Miles** has accounted for 36 of the 46 wins during the streak, and he is 36-0 all-time in non-conference regular season games in his tenure at LSU. Former coach Nick Saban accounted for the 10 other victories from 2002-04. Under Miles, the Tigers have outscored non-conference regular season opponents a combined 1,838-519. Here is a look at the top four in FBS all-time consecutive non-conference regular season wins:

Team	Years	Win Streak
1. LSU	2002-present	46
2. Kansas State	1993-2003	39
3. Miami	1985-88	36
4. Wisconsin	2003-13	35

LSU vs. The Football Championship Subdivision (FCS)

Saturday's game against Sam Houston State marks the 10th time that LSU will face a team from the Football Championship Subdivision (FCS). LSU is 9-0 all-time against FCS teams, which includes a 70-14 win over Arkansas State on Oct. 12, 1991; a 58-0 win over Western Carolina to open the 2000 season; a 35-10 win over The Citadel on Sept. 7, 2002; a 35-7 victory over Western Illinois, on Sept. 13, 2003; a 24-0 win over Appalachian State on Nov. 5, 2005, a 41-13 victory over Appalachian State to open the 2008 season, a 32-10 victory over McNeese State on Oct. 16, 2010, a 49-3 win over Northwestern State on Sept. 10, 2011, a 38-22 victory over Towson on Sept. 29, 2012 and a 48-16 win over Furman on Oct. 26, 2013. Les Miles is 6-0 against FCS teams in his tenure at LSU having outscored them 232-64.

Home Openers

LSU has won eight straight home openers, and the Tigers are 8-1 under **Les Miles** in those games with the lone loss coming to Tennessee, 30-27, on a Monday night in 2005. LSU is 18-1 in home openers dating back to the 1995 season. In its last eight home openers, the Tigers have outscored opponents 332-73 and reached the 40-point plateau six times.

A Return to Newly Expanded Tiger Stadium

Ranked annually as the top venue in college football, Tiger Stadium enters its 91st year dating back to 1924 when the stadium was built. It's also the 84th year of Saturday night football in Death Valley. LSU has put together an impressive 57-7 home record under **Les Miles**, which includes a 29-0 mark against non-conference foes. With a new capacity of 102,321 starting in 2014, Tiger Stadium ranks sixth nationally in total capacity. LSU owns a 398-144-18 (.727) all-time record in Tiger Stadium. Here are some of the key additions in the Tiger Stadium South End zone expansion:

- 320,000 total square feet
- 66 Premium suites
- 3,000 Club Seats
- Upper Concourse with 1,400 general public seats and space for standing room only patrons
- Two 40' X 70' HD video screens (with two new ribbon boards)
- Construction officially began Sept. 10, 2012, and the contract completion date was Aug. 22, 2014.

Kenny Hilliard Carries LSU to Victory in Opener

Making only his second career start in 38 games played, LSU senior running back **Kenny Hilliard** ran for 110 yards and one crucial touchdown on 18 carries to help the Tigers knock off Wisconsin, 28-24. Hilliard rushed for 93 of his 110 yards in the fourth quarter, including a 28-yard touchdown run that proved to be the game winner with 9:41 left in the game. It marked Hilliard's fourth career 100-yard rushing effort and his first since the Idaho game on Sept. 15, 2012. Hilliard also

rushed for more than 100 yards in the 2012 opener against North Texas when he picked up 141 and two touchdowns.

Travin Dural Shines in First Career Start

- Sophomore wide receiver **Travin Dural** made the most of his first career start as he tallied three receptions for 151 yards and one touchdown against Wisconsin in the season opener. Dural's touchdown spanned 80 yards on a pass from Anthony Jennings. It matched the third-longest passing play in school history and LSU's longest since Josh Booty connected for an 80-yard touchdown pass to Reggie Robinson against Western Carolina on Sept. 2, 2000.
- Dural has a knack for finding the first down marker as all 10 of his career catches have gone for either a first down or a touchdown, including all three grabs in the opener versus Wisconsin. He is averaging 26.9 yards per reception.
- He currently ranks second in the SEC and 10th nationally with 151 receiving yards after the first week of action.
- Dural became the first Tiger to go over 100 receiving yards in his first career start since Dwayne Bowe hauled in five catches for 103 yards and one touchdown in his first start against Oregon State on Sept. 4, 2004.

Here is a list of the only Tigers since 1990 to finish with 100-plus receiving yards in their first career start:

Player	Receiving Yards (recs., TDs)	Opponent
Travin Dural	151 (3 catches, 1 TD)	vs. Wisconsin on Aug. 30, 2014
Dwayne Bowe	103 (5 catches, 1 TD)	vs. Oregon State on Sept. 4, 2004
Josh Reed	100 (5 catches, 0 TD)	vs. Houston on Nov. 13, 1999
Todd Kinchen	100 (6 catches, 1 TD)	vs. Georgia on Sept. 8, 1990

Anthony Jennings Orchestrates a Second Fourth-Quarter Comeback in His Young Career

- Sophomore quarterback **Anthony Jennings**, making only his second career start, calmly led LSU to victory after facing an 11-point fourth-quarter deficit to Wisconsin in the opener. It's the second time in his young career that he has guided LSU to a comeback win in the game's last stanza.
- Jennings finished the game 9-for-21 passing for 239 yards and two touchdowns, and he was 2-for-3 passing for 63 yards, including a 36-yard TD pass to **John Diarse** in the fourth quarter.
- After the first week of action, Jennings ranks No. 1 nationally in passing yards per completion at 26.6. He is 11th in the nation in yards per attempt at 11.4.

LSU Defense Stout Against the Pass; Ranks 3rd Nationally in Pass Defense Efficiency

- LSU held Wisconsin to 8-for-24 passing for 50 yards, no touchdowns and two interceptions. It is the first time LSU allowed 50 or fewer passing yards since Nov. 19, 2011 when the Tigers limited Ole Miss to 47 passing yards, and it ranks as the second-fewest total allowed since Sept. 11, 1999 when North Texas only had 10 yards passing.
- LSU ranks No. 3 nationally and first in the SEC in passing defense efficiency rating at 34.17, and the Tigers are first in the league and sixth nationally in passing yards allowed at 50.
- LSU only allowed 2.1 yards per pass attempt (50 yards on 24 attempts) against the Badgers, and that figure ranks as the lowest allowed during the **Les Miles** era at LSU and third lowest by the Tigers dating back to 1992.

Here are the three games with the lowest yards per pass attempt allowed since 1992:

Yds/Pass Attempt Avg.	Passing Comp.-Att., Yds.	Opponent
0.6	3-16, 10 yards	vs. North Texas on Sept. 11, 1999
2.0	8-26, 53 yards	vs. Louisiana-Lafayette on Oct. 5, 2002
2.1	8-24, 50 yards	vs. Wisconsin on Aug. 30, 2014

LSU Streak of Consecutive Weeks In AP Top 25 Reaches 83 Straight

LSU's streak of consecutive weeks in the AP Top 25 has reached 83, which ranks second to only Alabama in terms of current streaks. This marked the 14th consecutive season that the Tigers were ranked in the preseason polls as LSU came in at No. 13 in both the Associated Press and the Amway Coaches Top 25 polls. LSU has been ranked in both the Coaches and AP polls every week since the start of the 2009 season. Since **Les Miles** took over at LSU, the Tigers have been represented in the AP and Amway Coaches' Poll 144 of the 147 weeks. The exception came during the final three polls of the 2008 season. In addition, since the start of the 2002 season, LSU has played 153 of 157 games ranked in the top 25, including 118 of 120 games under Miles. LSU has a 94-22 record in games played as a Top 25 team under Miles. The only two games that LSU didn't play as a Top 25 team during the Miles era came in 2008 against Arkansas in the regular-season finale and Georgia Tech in the Chick-fil-A Bowl. LSU finished the 2013 season ranked No. 14 in the AP and Coaches polls. It was the fifth straight season the Tigers finished the year ranked. The following is a look at the longest current streaks for teams in the AP Top 25:

Team	Consecutive Weeks In AP Poll
1. Alabama	99
2. LSU	83

Consecutive Final AP Poll Appearances

No.	Team	Last Year Out
7	Oregon	2006
6	Alabama	2007
5	LSU	2008

LSU Has 22 Fourth-Quarter Comebacks Under Les Miles

LSU has won 22 games under **Les Miles** despite trailing in the fourth quarter, including the season opener against Wisconsin. The Tigers rallied to overcome an 11-point fourth-quarter deficit to beat the Badgers, 28-24. The following is a look at LSU's fourth quarter comebacks under Miles, how many points the Tigers had to overcome in the final frame to

INDIVIDUAL HONORS

Kwon Alexander • 4 • LB

All-SEC Second Team (Coaches)
All-SEC Third Team (Media)

Vadal Alexander • 74 • OG

Outland Trophy Watch List
All-SEC Second Team (Coaches, Media)

La'el Collins • 70 • OT

Lombardi Award Watch List
Outland Trophy Watch List
Phil Steele All-America Second Team
Athlon Sports All-America Third Team
All-SEC First Team (Coaches, Media)

Colby Delahoussaye • 42 • PK

Groza Award Watch List
All-SEC Second Team (Coaches, Media)

Reid Ferguson • 50 • SNP

Phil Steele All-America Second Team

Danielle Hunter • 94 • DE

All-SEC Third Team (Coaches)

Jamie Keehn • 38 • P

All-SEC Third Team (Coaches, Media)

Terrence Magee • 18 • RB

Doak Walker Award Watch List
All-SEC Second Team All-Purpose (Coaches, Media)

Jalen Mills • 28 • S

Lott IMPACT Trophy Watch List

Elliott Porter • 55 • C

Rimington Trophy Watch List

Jermauria Rasco • 59 • DE

All-SEC Third Team (Coaches, Media)

Rashard Robinson • 21 • CB

All-SEC Third Team (Coaches, Media)

Corey Thompson • 12 • S

All-SEC Second Team (Coaches)
All-SEC Third Team (Media)

Tre'Davious White • 16 • CB

Thorpe Award Watch List
Sports Illustrated All-America Second Team
Athlon Sports All-America Third Team
All-SEC Second Team (Coaches, Media)

TIGER TRENDS

	2014	Miles
August	1-0	4-0
September	0-0	32-3
October	0-0	25-8
November	0-0	27-9
December-January	0-0	8-4
LSU's Conference Record...		
at home	0-0	29-7
on the road	0-0	23-13
LSU's Non-Conference Record...		
at home	0-0	28-0
on the road	0-0	4-0
neutral	1-0	12-4
LSU vs. Ranked Opponents...		
at home	0-0	15-5
on the road	0-0	12-10
neutral	1-0	11-4
LSU's Record in Games...		
decided by 7 pts or less	1-0	32-13
decided by 3 pts or less	0-0	10-8
Away/neutral during day	0-0	16-11
Away/neutral at night	1-0	24-6
Home during day	0-0	15-4
Home at night	0-0	41-3
LSU's Record When Scoring...		
less than 20 points	0-0	7-12
20+ points	1-0	89-12
30+ points	0-0	66-5
LSU's Record When Allowing...		
14 or fewer points	0-0	54-3
24 or fewer points	1-0	83-9
25+ points	0-0	13-15
LSU's Record When...		
Leading after the 1st qtr	0-0	66-6
Trailing after the 1st qtr	1-0	14-15
Tied after the 1st qtr	0-0	16-3
Leading at halftime	0-0	75-7
Trailing at halftime	1-0	19-14
Tied at halftime	0-0	2-3
Leading after the 3rd qtr	0-0	78-6
Trailing after the 3rd qtr	1-0	15-17
Tied after the 3rd qtr	0-0	3-1
LSU's Record With...		
less than 300 yards total offense	0-0	10-14
300+ yards total offense	1-0	86-11
400+ yards total offense	0-0	44-5
500+ yards total offense	0-0	11-0
600+ yards total offense	0-0	1-0
less than 100 yards rush	0-0	5-15
100+ yards rushing	1-0	91-9
150+ yards rushing	0-0	75-5
200+ yards rushing	0-0	39-3
250+ yards rushing	0-0	18-1
less than 200 yards pass	0-0	41-13
200+ yards passing	1-0	55-11
300+ yards passing	0-0	9-2
350+ yards passing	0-0	2-1
400+ yards passing	0-0	0-0
LSU's Record When Allowing...		
less than 200 total yards	0-0	22-1
less than 300 total yards	0-0	67-4
less than 400 total yards	1-0	84-13
400+ yards total offense	0-0	12-11
less than 100 yards rush	0-0	55-4
100+ yards rush	1-0	41-20
less than 200 yards pass	1-0	65-9
less than 300 yards pass	1-0	88-20
300+ yards pass	0-0	8-4

win and the quarterback who engineered the comeback:

Year	Opponent	Situation	Results	QB
2005	at Arizona St.	scored TD with 1:13 left (LSU trailed 17-7 entering 4Q; LSU scored 28 4Q points)	W, 35-31	Russell
2005	Florida	scored TD with 12:35 left (LSU trailed 17-14 in 4Q)	W, 21-14	Russell
2005	Auburn	kicked FG with 1:40 left to force OT (LSU trailed 17-14 with less than 5 minutes to play)	W, 20-17	Russell
2006	at Tennessee	scored TD with 9 seconds left (LSU trailed 24-21 with less than 8 minutes left in 4Q)	W, 28-21	Russell
2006	Ole Miss	scored TD with 14 sec. left to force OT (LSU trailed 20-7 with less than 9 minutes left in 4Q)	W, 23-20 OT	Russell
2007	Florida	scored TD with 1:06 left (LSU trailed 24-14 to start 4Q)	W, 28-24	Flynn
2007	Auburn	scored TD with :01 left (LSU trailed 24-23 with 3:12 left in the 4Q)	W, 30-24	Flynn
2007	Alabama	scored TD with 1:26 left (LSU trailed 34-27 with 4:53 left in 4Q)	W, 41-34	Flynn
2007	Tennessee	scored TD with 9:54 left (LSU trailed 14-13 with less than 10 minutes left in 4Q)	W, 21-14	Perrilloux
2008	at Auburn	scored TD with 1:03 left (LSU trailed 21-20 with 4:00 left in 4Q)	W, 26-21	Lee
2008	Troy	scored go-ahead TD with 4:50 left (LSU trailed 31-10 to start 4Q)	W, 40-31	Lee
2009	at Georgia	scored go ahead TD with 0:46 left (LSU trailed 13-12 with 1:09 left)	W, 20-13	Jefferson
2009	Arkansas	kicked FG w/ 4 sec. left to force OT (LSU trailed 30-27 with 1:18 left)	W, 33-30	Jefferson
2010	Tennessee	scored TD with 0:00 left in 4Q (LSU trailed from 11:34 left in game to final play)	W, 16-14	Lee/Jefferson
2010	at Florida	scored TD with 0:06 left in 4Q (LSU trailed 29-26 with 3:21 left in game)	W, 33-29	Lee
2010	Alabama	scored go ahead TD w/ 8:13 left in 4Q (LSU trailed 36-35 with 4:57 left in game)	W, 24-21	Jefferson
2010	Ole Miss	(LSU trailed 36-35 with 4:57 left in game)	W, 43-36	Jefferson
2011	at Alabama	trailed 6-3 to start 4Q	W, 9-6 OT	Jefferson
2012	South Carolina	kicked FG with 6:37 left to take lead (LSU trailed 14-10 entering 4Q)	W, 23-21	Mettenberger
2012	Ole Miss	scored go ahead TD w/15 seconds left in 4Q (LSU trailed 28-20 entering 4Q and 35-28 with 11:11 to play)	W, 41-35	Mettenberger
2013	Arkansas	scored go-ahead TD w/1:15 left in 4Q (LSU trailed 27-21 to start 4Q)	W, 31-27	Jennings
2014	vs. Wisconsin	scored go-ahead TD w/9:41 left in 4Q (LSU trailed 24-13 to start 4Q)	W, 28-24	Jennings

LSU Has FBS' Best Record When Trailing in the Fourth Quarter Since 2005

Since head coach **Les Miles'** first season at LSU in 2005, no team has a better record in games when trailing in the fourth quarter. Not only does LSU lead the nation with 22 comeback wins during that span, the Tigers are the only team to have a winning record when trailing in the final quarter.

Here is a look at the teams with the best record when trailing in the fourth quarter since 2005:

Team	W-L Record	Win Pct.
LSU	22-21	.512
Texas	18-29	.383
Ohio State	9-20	.310
Boise State	7-16	.304

LSU's Comeback Victory Against Wisconsin Ranks Fourth Among the School's Best Since 1960

LSU rallied from 17 point down in the fourth quarter to beat Wisconsin, 28-24. That ranks as the fourth-largest deficit the Tigers have overcome since 1960. Here is a list of the top five comeback wins based on largest deficit:

Date	Opponent	Largest Deficit	Final Score
11/15/08	Troy	28 (31-3 with 11:13 in 3rd Quarter)	40-31
10/29/77	vs. Ole Miss (Jackson)	21 (21-0 with 7:00 in 2nd Quarter)	28-21
09/07/96	Houston	20 (34-14 with 5:57 in 3rd Quarter)	35-34
08/30/14	vs. #14 Wisconsin (Houston)	17 (24-7 with 12:24 in 3rd Quarter)	28-24
11/03/79	vs. Ole Miss (Jackson)	17 (17-0 with 10:48 in 2nd Quarter)	28-24

LSU Is 42-2 In Non-Conference Games Under Les Miles

LSU brings a 42-2 record in non-conference games into the contest against Sam Houston State. LSU's only two non-confer-

ence losses under **Les Miles** came against Penn State in the Capital One Bowl to end the 2009 season and to Clemson in the Chick-fil-A Bowl on Dec. 31, 2012. Of the 42 wins under Miles against non-conference opponents, 13 have come against Top 25 teams, 34 have come by double-digits and LSU has scored 40 or more points in 25 of the 42 games.

LSU's 51-7 Under Les Miles When Winning The Turnover Battle

LSU is 51-7 under **Les Miles** when winning the turnover battle. Against ranked teams under Miles, LSU is 22-5 when having fewer turnovers than its opponent. LSU defeated No. 14 Wisconsin, 28-24, and forced two Badgers' turnovers while only committing one. The only seven losses for the Tigers under Miles when having fewer turnovers than their opponent have come against Alabama and Clemson in 2012, Arkansas in 2008, Arkansas and Kentucky in 2007, Auburn in 2006 and Tennessee in 2005. In Miles' tenure at LSU, the Tigers have a combined turnover margin of +60. LSU was +20 in 2011 and +16 in 2012.

Colby Delahoussaye Picks Up in 2014 Where He Left Off

Sophomore placekicker **Colby Delahoussaye**, a semifinalist for the Lou Groza Award as a redshirt freshman in 2013, continued his outstanding accuracy to open the 2014 season. He nailed both field goal attempts in the opener against Wisconsin, a 30-yarder midway through the third quarter and a 47-yarder with 2:11 left in the third. For his career, he is now 15-of-16 in field goals, including a perfect 4-for-4 mark on attempts from 40-49 yards. Last year as a freshman, Delahoussaye shattered the LSU record for most consecutive field goals to start a career by converting his first nine attempts. The previous record was seven straight by David Browndyke in 1986.

LSU in Season Openers

LSU improved its record to 87-29-5 overall in season openers after beating Wisconsin on Aug. 30. The Tigers have won 12 straight and 18 of their last 19 season openers. LSU snapped Wisconsin's 16-game win streak in season openers. LSU's only season-opening loss over the past 19 years came at Virginia Tech by a 26-8 count in 2002. This marked the fourth time in five seasons that the Tigers open the season against a ranked opponent away from home. In 2011, LSU opened its season with a 40-27 win over No. 3 Oregon in the Cowboys Classic in AT&T Stadium. The Tigers held off No. 18 North Carolina, 30-24, in the 2010 season opener in Atlanta. LSU's 12-game season opener win streak ranks eighth in the nation. Here is a list of the longest current season-opener win streaks in FBS:

Streak	Team	Last Loss	2014 Opponent	
1. 29	Nebraska	17-13 (Florida State, 09/07/85)	def. Florida Atlantic, 55-7	
2. 24*	Florida	24-19 (Ole Miss, 09/09/89)	* Idaho (game terminated/weather)	
3. 17	USC	14-7 (Florida State, 09/06/97)	def. Fresno State, 52-13	
4. 15	Texas	23-20 (NC State, 08/28/99)	def. North Texas, 38-7	
5. 14	Ohio State	23-12 (at Kickoff Classic vs. Miami, 08/29/99)	def. Navy, 34-17	
6. 13	Alabama	20-17 (UCLA, 09/01/01)	def. West Virginia, 33-23	
	13	Missouri	20-13 (Bowling Green, 09/01/01)	def. South Dakota State, 38-18
8. 12	LSU	26-8 (at Virginia Tech, 09/01/02)	def. #14 Wisconsin, 28-24	
	12	Arizona State	48-10 (at Nebraska, 08/24/02)	def. Weber State, 45-14
	12	Texas Tech	45-21 (Ohio State, 08/24/02)	def. Central Arkansas, 42-35

The Aussie Punting Connection

Since the 2011 season, LSU has had the unique connection of having an Australian native punter. Brad Wing, a native of Melbourne, was a 2011 first-team All-American and served as the Tigers' punter in 2012 as well. Junior **Jamie Keehn** took over punting duties in 2013 and will retain the starting position this season. Keehn, a native of Queensland, is the second-oldest player on the LSU team after turning 25 on August 4. Only walk-on senior defensive back **Luke Boyd** is older at 27. Keehn did not play high school football and did not start punting until August 2011. Wing and Keehn did not know each other until both arrived at LSU. Keehn, a preseason third team All-SEC selection, averaged 42.5 yards per punt and placed five of his eight punts inside the 20-yard line in the opener against Wisconsin.

LSU Has Scored 20 Special Teams TDs In Les Miles Era

LSU has recorded 20 special teams touchdown under **Les Miles**, including the most recent one when **Odell Beckham Jr.** became the first player in school history to return a missed field goal for a touchdown in 2013. Beckham caught a missed 59-yard field goal in the third quarter of the UAB game and raced a school-record 109 yards (statistically 100 yards) for the score. Under Miles, LSU has returned 11 punts for touchdowns, 3 kickoffs for touchdowns, 2 blocked field goals returned for touchdowns, 1 blocked punt return for a TD, 1 return on a fumbled punt, 1 on a fake field goal and 1 on a missed field goal. LSU has scored at least one special teams touchdown in all nine previous seasons under Miles. LSU is 18-1 in games when scoring a special teams touchdown. The following is a breakdown of LSU's special teams touchdowns under Miles:

Year	Opponent	Play	Results
2013	UAB	Odell Beckham Jr. 100-yard missed field goal return	LSU def. UAB, 56-17
2012	Ole Miss	Odell Beckham Jr. 89-yard punt return	LSU def. Ole Miss, 41-35
	North Texas	Odell Beckham Jr. 70-yard punt return	LSU def. North Texas, 41-14
2011	Georgia	Tyrann Mathieu 62-yard punt return	LSU def. Georgia, 42-10
	Arkansas	Tyrann Mathieu 92-yard punt return	LSU def. Arkansas, 41-17
	West Virginia	Morris Claiborne 99-yard kickoff return	LSU def. W. Va., 47-21
	Oregon	Tyrann Mathieu 3-yard return of a fumbled punt	LSU def. Oregon, 40-27
2010	North Carolina	Patrick Peterson 87-yard punt return	LSU def. No. Carolina, 30-24

NON-CONFERENCE REGULAR SEASON WIN STREAK

LSU owns the nation's longest non-conference regular season winning streak, which stands at an NCAA FBS record 46 games. The last time the Tigers lost a non-conference regular season game was Sept. 1, 2002, at #16 Virginia Tech.

#	Opponent	Score	Location	Date
1.	The Citadel	35-10	Baton Rouge	9/7/02
2.	Miami (Ohio)	33-7	Baton Rouge	9/14/02
3.	UL-Lafayette	48-0	Baton Rouge	10/5/02
4.	UL-Monroe	49-7	Baton Rouge	8/30/03
5.	Arizona	59-13	Tucson	9/6/03
6.	Western Illinois	35-7	Baton Rouge	9/13/03
7.	Louisiana Tech	49-10	Baton Rouge	11/1/10
8.	Oregon State	22-21 (OT)	Baton Rouge	9/4/04
9.	Arkansas State	53-3	Baton Rouge	9/11/04
10.	Troy	24-20	Baton Rouge	10/23/04

(streak under Les Miles - 36 straight wins)

11.	#15 Arizona State	35-31	Tempe	9/10/05
12.	North Texas	56-3	Baton Rouge	10/29/05
13.	Appalachian State	24-0	Baton Rouge	11/5/05
14.	UL-Lafayette	45-3	Baton Rouge	9/2/06
15.	Arizona	45-3	Baton Rouge	9/9/06
16.	Tulane	49-7	Baton Rouge	9/23/06
17.	Fresno State	38-6	Baton Rouge	10/21/06
18.	#9 Virginia Tech	48-7	Baton Rouge	9/9/07
19.	Middle Tennessee	44-0	Baton Rouge	9/15/07
20.	Tulane	34-9	New Orleans	9/29/07
21.	Louisiana Tech	58-10	Baton Rouge	11/10/07
22.	Appalachian State	41-13	Baton Rouge	8/30/08
23.	North Texas	41-3	Baton Rouge	9/13/08
24.	Tulane	35-10	Baton Rouge	11/1/08
25.	Troy	40-31	Baton Rouge	11/15/08
26.	Washington	31-23	Seattle	9/5/09
27.	UL-Lafayette	31-3	Baton Rouge	9/19/09
28.	Tulane	42-0	Baton Rouge	10/31/09
29.	Louisiana Tech	24-16	Baton Rouge	11/14/09
30.	#18 North Carolina	30-24	Atlanta	9/4/10
31.	#21 West Virginia	20-14	Baton Rouge	9/25/10
32.	McNeese State	32-10	Baton Rouge	10/16/10
33.	UL-Monroe	51-0	Baton Rouge	11/13/10
34.	#3 Oregon	40-27	Arlington, Texas	9/3/11
35.	Northwestern St.	49-3	Baton Rouge	9/10/11
36.	#16 West Virginia	47-21	Morgantown	9/24/11
37.	Western Kentucky	42-9	Baton Rouge	11/12/11
38.	North Texas	41-14	Baton Rouge	9/1/12
39.	Washington	41-3	Baton Rouge	9/8/12
40.	Idaho	63-14	Baton Rouge	9/15/12
41.	Towson	38-22	Baton Rouge	9/29/12
42.	#20 TCU	37-27	Arlington, Texas	8/31/13
43.	UAB	56-17	Baton Rouge	9/7/13
44.	Kent State	45-13	Baton Rouge	9/14/13
45.	Furman	48-16	Baton Rouge	10/26/13
46.	#14 Wisconsin	28-24	Houston, Texas	8/30/14

The Streak: By The Numbers

1,838-519
outscored opponents

1,457-313
outscored opponents at home

1,431-414
outscored opponents under Les Miles

8
wins over ranked teams

12
wins over major BCS conference opponents

26
times the opponent has been held to 10 points or less

LSU VS. TOP 25 UNDER LES MILES (38-19)

2005 (5-2)

Opponent	LSU Rank	Results
at #15 Arizona State	#5	W, 35-31
#10 Tennessee	#4	L, 30-27 OT
#11 Florida	#10	W, 21-17
#17 Auburn	#7	W, 20-17 OT
at #3 Alabama	#5	W, 16-13 OT
#13 Georgia	#3	L, 34-14 in SECCG
#10 Miami	#9	W, 40-3 in Peach Bowl

2006 (3-2)

Opponent	LSU Rank	Results
at #3 Auburn	#6	L, 7-3
at #5 Florida	#9	L, 23-10
at #8 Tennessee	#13	W, 28-24
at #5 Arkansas	#9	W, 31-26
#11 Notre Dame	#4	W, 41-14 in Sugar Bowl

2007 (7-1)

Opponent	LSU Rank	Results
#9 Virginia Tech	#2	W, 48-7
#12 South Carolina	#2	W, 28-16
#7 Florida	#1	W, 28-24
at #17 Kentucky	#1	L, 40-37 OT
#18 Auburn	#5	W, 30-24
at #17 Alabama	#17	W, 41-34
#14 Tennessee	#5	W, 21-14 in SECCG
#1 Ohio State	#2	W, 38-24 in BCS Game

2008 (2-3)

Opponent	LSU Rank	Results
at #9/10 Auburn	#6	W, 26-21
at #11 Florida	#3	L, 51-21
#9 Georgia	#11	L, 52-38
#1 Alabama	#15	L, 27-21 OT
#14 Georgia Tech	NR	W, 38-3 in Chick-fil-A Bowl

2009 (1-3)

Opponent	LSU Rank	Results
at #18/14 Georgia	#4	W, 20-13
#1 Florida	#4	L, 13-3
#3 Alabama	#9	L, 24-15
#11/9 Penn State	#13	L, 19-17 in Capital One Bowl

2010 (5-2)

Opponent	LSU Rank	Results
#18 North Carolina	#21/16	W, 30-24
#22/21 West Virginia	#15/12	W, 20-14
at #14/12 Florida	#12/9	W, 33-29
at #5 Auburn	#6	L, 24-17
#5 Alabama	#12/11	W, 24-21
at #12 Arkansas	#6	L, 31-23
#18 Texas A&M	#11	W, 41-24 in Cotton Bowl

2011 (8-1)

Opponent	LSU Rank	Results
#3 Oregon	#4	W, 40-27
at #25 Mississippi State	#3	W, 19-6
at #16 West Virginia	#2/3	W, 47-21
#17/18 Florida	#1/2	W, 41-11
#19/23 Auburn	#1/2	W, 45-10
#2 Alabama	#1	W, 9-6
#3 Arkansas	#1	W, 41-17
#12/14 Georgia	#1	W, 42-10 in SECCG
#2 Alabama	#1	L, 21-0 in BCS Game

2012 (3-3)

Opponent	LSU Rank	Results
at #10/11 Florida	#4/3	L, 14-6
#3 South Carolina	#9/8	W, 23-21
at #20/19 Texas A&M	#6	W, 24-19
#1 Alabama	#5	L, 21-17
#22/23 Miss. State	#9/8/7	W, 37-17
#14/13 Clemson	#9/7	L, 24-25

2013 (3-2)

Opponent	LSU Rank	Results
vs. #20 TCU	#12/13	W, 37-27
at #9/10 Georgia	#6	L, 44-41
#17 Florida	#10/11	W, 17-6
at #1 Alabama	#10/12	L, 38-17
#9/10 Texas A&M	#18/19	W, 34-10

2014 (1-0)

Opponent	LSU Rank	Results
vs. #14 Wisconsin	#13/13	W, 28-24

	West Virginia	Patrick Peterson 60-yard punt return	LSU def. W. Va., 20-14
2009	Miss. State	Chad Jones 93-yard punt return	LSU def. Miss. State, 30-26
	Ole Miss	Patrick Peterson 53-yard return of a blocked FG	LSU lost Ole Miss, 25-23
	Arkansas	Trindon Holliday 87-yard punt return	LSU def. Arkansas, 33-30 (OT)
2008	North Texas	Trindon Holliday 92-yard punt return	LSU def. North Texas, 41-3
2007	South Carolina	Colt David 15-yard run on fake field goal	LSU def. South Carolina, 28-16
	Ole Miss	Trindon Holliday 98-yard kickoff return	LSU def. Ole Miss, 41-24
2006	Fresno State	Craig Davis 77-yard punt return	LSU def. Fresno State, 34-6
	Arkansas	Trindon Holliday 92-yard kickoff return	LSU def. Arkansas, 31-26
2005	Arizona State	Mario Stevenson 55-yard return of a blocked FG	LSU def. Arizona State, 35-31
	Arizona State	Craig Steltz 29-yard return of a blocked punt	
	Auburn	Skyler Green 66-yard punt return	LSU def. Auburn, 20-17 (OT)

LSU Is 53-0 Under Miles When Rushing For 100-Yards and Holding Opponents To Less Than 100 Yards

One look at LSU's results in relation to rushing the football and it's easy to figure out that head coach **Les Miles** is a former offensive lineman who understands the importance of running the football. In 120 games under Miles, LSU's success is easy to predict when it comes to net rushing yards. Get to 100 yards rushing and LSU will more than likely win as the Tigers are 91-9 under Miles when that happens. Hold the opponent to fewer than 100 yards and the Tigers are 54-4. An even more telling stat is that when LSU rushes for 100-plus yards and holds the opponents to fewer than 100 yards, the Tigers are 53-0. The following is a look at LSU's rushing numbers during the Miles era and have the Tigers have fared in those games:

Year	LSU 100+	LSU 100-	Opp 100+	Opp 100-	LSU 100+/Opp 100-
2005	10-0	1-2	3-1	8-1	7-0
2006	10-0	1-2	5-0	6-2	6-0
2007	11-2	1-0	3-2	9-0	8-0
2008	8-3	0-2	2-5	6-0	6-0
2009	8-0	1-4	7-4	2-0	2-0
2010	11-2	0-0	7-1	5-0	5-0
2011	13-0	0-1	4-1	8-0	9-0
2012	9-1	1-2	4-2	6-1	6-0
2013	10-1	0-2	6-3	4-0	4-0
2014	1-0	0-0	1-0	0-0	0-0
Totals	91-9	5-15	42-19	54-4	53-0

LSU is 41-4 Under Les Miles When A Running Back Reaches 100-Yards

LSU is 41-4 under **Les Miles** when a running back reaches 100 yards in a game. Of the running backs who make up the 2014 roster, LSU has seven career 100-yard games to its credit. **Kenny Hilliard** has four, and **Terrence Magee** has three. Hilliard ran for 110 yards in LSU's 28-24 victory over Wisconsin in the opener. LSU's only four losses under Miles when having a back reach the 100-yard mark came vs. Clemson in 2012 (Jeremy Hill, 124 yards), Alabama in 2012 (Hill, 107 yards); Georgia in 2008 (Charles Scott, 144 yards) and Arkansas in 2007 (Jacob Hester, 126 yards).

13 Tigers See Their First Career Playing Time Against Wisconsin

LSU reloaded its roster yet again after losing a nation's best nine players to the 2014 NFL Draft. A total of 13 Tigers saw the field for the first time in the season opener, including eight true freshmen: 33 **Jamal Adams** (special teams/defense), 48 **Donnie Alexander** (special teams: punt return), 98 **Deondre Clark** (DE), 9 **John Diarse** (WR/special teams), 14 **Trent Domingue** (special teams: kickoff), 7 **Leonard Fournette** (RB/special teams: kickoff return), 36 **Cameron Gamble** (special teams), 57 **Davon Godchaux** (DT), 6 **Brandon Harris** (QB), 44 **Colin Jeter** (TE), 47 **John David Moore** (special teams), 24 **Ed Paris** (special teams) and 8 **Trey Quinn** (WR/special teams).

First-Time Starters

Four LSU players made their first career starts against Wisconsin (3 on offense, 1 on defense): WR **Travin Dural**, RG **Hoko Fanaika**, DT **Christian LaCouture** and WR **Trey Quinn**.

LSU Features Four College Graduates on the Roster

Four current LSU players have already earned their undergraduate degree at the university. **Evan Washington** graduated in spring 2014, and **Connor Neighbors**, **Justin Maclin** and **Elliott Porter** graduated in summer 2014. Washington earned his degree in interdisciplinary studies, while Neighbors earned his in general business and Maclin and Porter graduated with sport administration degrees.

True Freshmen Play Big Roles at LSU Under Les Miles

LSU coach **Les Miles** has never shied away from playing true freshmen. In his 10 years with the Tigers, a total of 92 true freshmen have seen action for LSU, including eight in 2014. Not only have 92 true freshmen played in their inaugural season at LSU since 2005, but 28 of those players started at least once during their freshman season.

Here's the list of true freshmen who have played in their first year at LSU:

Year	(Total number) Name
2005	(2) LB Darry Beckwith and RB Steven Korte
2006	(10) WR/RS Trindon Holliday, RB Charles Scott, DB Danny McCray, LB Jacob Cutrera, LB Perry Riley, TE Richard

	Dickson, WR Chris Mitchell, WR Jared Mitchell, DT Al Woods, and RB Keiland Williams.
2007	(7) PK Josh Jasper, PK Andrew Crutchfield, LT Jarvis Jones, RT Joseph Barksdale, WR Terrence Toliver, DB Chad Jones, DT Drake Nevis.
2008	(8) CB Patrick Peterson, CB Brandon Taylor, LB Ryan Baker, DB Karnell Hatcher, OT Greg Shaw, WR Deangelo Peterson, QB Jordan Jefferson, DB Derrick Bryant
2009	(6) WR Rueben Randle, S Craig Loston, DT Josh Downs, CB Morris Claiborne, QB/WR Russell Shepard, FB Dominique Allen
2010	(12) RB Alfred Blue, WR Kadron Boone, CB Tyrann Mathieu, FB Connor Neighbors, S Eric Reid, DB Tharold Simon, S Ronnie Vinson, RB Spencer Ware, WR James Wright, LB Luke Muncie, DE Justin Maclin, FB J.C. Copeland
2011	(9) WR Odell Beckham Jr., OG La'el Collins, PK James Hairston, RB Kenny Hilliard, DT Anthony Johnson, WR Jarvis Landry, RB Terrence Magee, DE Jermauria Rasco, S Ronald Martin
2012	(15) LB Kwon Alexander, OT Vadal Alexander, CB Jalen Mills, P Jamie Keehn, S Jerqwinick Sandolph, LB Deion Jones, SNP Reid Ferguson, DL Danielle Hunter, LB Ronnie Feist, LB Lorenzo Phillips, S Corey Thompson, TE Dillon Gordon, CB Dwayne Thomas, LB Lamar Louis, RB Jeremy Hill.
2013	(14) LB Kendall Beckwith, DE Tashawn Bower, RB Jeryl Brazil, OT Josh Boutte, DB Rickey Jefferson, QB Anthony Jennings, FB Melvin Jones, DT Christian LaCouture, DE Lewis Neal, C Ethan Pocic, LB Duke Riley, CB Rashard Robinson, TE DeSean Smith, CB Tre'Davious White
2014	(9) S Jamal Adams, LB Donnie Alexander, DE Deondre Clark, RB Leonard Fournette, PK Cameron Gamble, DT Davon Godchaux, QB Brandon Harris, CB Ed Paris, WR Trey Quinn

Most True Freshmen Starters by Year Under Les Miles

2012:	6 (Kwon Alexander, Vadal Alexander, Reid Ferguson, Jeremy Hill, Lamar Louis, Jalen Mills)
2013:	5 (Rickey Jefferson, Anthony Jennings, Ethan Pocic, Rashard Robinson, Tre'Davious White)
2006:	4 (Jacob Cutrera, Richard Dickson, Charles Scott, Keiland Williams)
2010:	3 (Alfred Blue, Tyrann Mathieu, Eric Reid)
2011:	3 (Odell Beckham Jr., James Hairston, Jarvis Landry)
2007:	2 (Drake Nevis, Terrence Toliver)
2008:	2 (Jordan Jefferson, Deangelo Peterson)
2009:	2 (Dominique Allen, Rueben Randle)
2014:	1 (Trey Quinn)
2005:	0

No. 18 Tradition Passed Down to Terrence Magee

A tradition established in 2003 continues as senior running back **Terrence Magee** was voted to wear the No. 18 jersey for the 2014 season. Magee was presented the jersey by coach **Les Miles** following a vote of the coaching staff and former LSU No. 18s during the Tigers' first team meeting of fall camp on Sunday, Aug. 3. Magee is LSU's leading returning rusher after running for 626 yards and eight touchdowns a year ago. Jersey No. 18 was born when, in 2003, quarterback Matt Mauck guided LSU to its first national championship since 1958. His number became synonymous with success -- both on and off the field -- as well as a selfless attitude that has become the epitome of being an LSU football player. After his final year with the Tigers, Mauck passed the jersey number down to running back Jacob Hester, who then helped LSU to another national title in 2007. Here is a look at the jersey No. 18s:

Years	Player	Position
2003	Matt Mauck	QB
2004-07	Jacob Hester	RB
2008-09	Richard Dickson	TE
2010	Richard Murphy	RB
2011	Brandon Taylor	S
2012	Bennie Logan	DT
2013	Lamin Barrow	LB
2014	Terrence Magee	RB

Les Miles Becomes Quickest LSU Coach To Reach 90 Wins

The following is a quick look at **Les Miles'** notable accomplishments during his nine years and 120 games (96-24 record) as head coach of the Tigers:

- With the win over Mississippi State in 2013, Miles became the quickest LSU coach to reach 90 victories doing so in 112 games. It took Charles McClendon 124 games to reach that milestone.
- Also the fastest coach in LSU history to 10 wins (11 games), 20 wins (24 games), 30 wins (35 games), 40 wins (48 games), 50 wins (63 games), 60 wins (76 games), 70 wins (87 games), and 80 wins (98 games) in school history
- With 10 or more wins seven times at LSU, Miles joined Bear Bryant (13 at Alabama), Steve Spurrier (9 at Florida), Philip Fulmer (9 at Tennessee), Mark Richt (8 at Georgia) and Vince Dooley (7 at Georgia) as the only coaches in SEC history to have seven or more 10-win seasons at the same school.
- Led LSU to only 12-0 and 13-0 records in school history in 2011...Led LSU to first 11-0 start since 1958 in 2011.
- Led LSU to 10-1 start three times in a 6-year span from 2005-10 ('05, '07, '10)
- Only coach in LSU history to beat Auburn, Florida and Alabama in same season - and he's done it three times (2005, '07, '11)
- Only coach in LSU history to beat Florida and Tennessee in the regular season during the same year, doing it twice (2010, '11).
- Only first-year coach in SEC history to lead team to league's title game (2005).

CAREER GAMES PLAYED/STARTED

Player	'10	'11	'12	'13	'14	Total
Jamal Adams, S	--	--	--	--	1/0	1/0
Donnie Alexander, LB	--	--	--	--	1/0	1/0
Kwon Alexander, LB	--	--	7/2	13/9	1/1	21/12
Vadal Alexander, OG	--	--	13/9	13/13	1/1	27/23
Jonah Austin, OG	--	--	--	7/0	--	7/0
Kendell Beckwith, LB	--	--	--	12/0	1/0	13/0
Josh Boutte, OT	--	--	--	8/0	1/0	9/0
Tashawn Bower, DE	--	--	--	6/0	1/0	7/0
Deondre Clark, DE	--	--	--	--	1/0	1/0
Jalen Collins, CB	--	--	13/1	13/2	1/1	27/4
La'el Collins, OT	--	7/0	13/13	12/12	1/1	33/26
Colby Delahoussaye, PK	--	--	--	13/0	1/0	14/0
John Diarse, WR	--	--	--	--	1/0	1/0
Travis Dickson, TE	--	6/0	12/1	12/1	1/0	31/2
Trent Domingue, PK	--	--	--	--	1/0	1/0
Travin Dural, WR	--	--	--	12/0	1/1	13/1
Hoko Fanaika, OG	--	--	--	12/0	1/1	13/1
Ronnie Feist, LB	--	--	5/0	--	--	5/0
Reid Ferguson, SNP	--	--	13/0	13/0	1/0	27/0
Leonard Fournette, RB	--	--	--	--	1/0	1/0
Cameron Gamble, PK	--	--	--	--	1/0	1/0
Davon Godchaux, DT	--	--	--	--	1/0	1/0
Dillon Gordon, TE	--	--	13/0	13/12	1/1	27/13
Brandon Harris, QB	--	--	--	--	1/0	1/0
Jerald Hawkins, OT	--	--	--	13/13	1/1	14/14
Kenny Hilliard, RB	--	13/0	12/1	12/0	1/1	38/2
Danielle Hunter, DE	--	--	12/0	13/10	1/1	26/11
Rickey Jefferson, S	--	--	--	7/1	1/0	8/1
Anthony Jennings, QB	--	--	--	9/1	1/1	10/2
Mickey Johnson, DT	--	--	1/0	4/0	--	5/0
Deion Jones, LB	--	--	13/0	13/0	1/0	27/0
Melvin Jones, FB	--	--	--	9/0	--	9/0
Jamie Keehn, P	--	--	2/0	13/0	1/0	16/0
Christian LaCouture, DT	--	--	--	13/0	1/1	14/1
Quantavious Leslie, WR	--	--	--	4/0	1/0	5/0
Lamar Louis, LB	--	--	11/5	13/0	1/1	25/6
Justin Maclin, DE	1/0	--	2/0	5/0	--	8/0
Terrence Magee, RB	--	5/0	9/0	13/0	1/0	28/0
Ronald Martin, S	--	3/0	13/1	8/7	1/1	25/9
Jalen Mills, CB	--	--	13/13	13/13	1/1	27/27
John David Moore, FB	--	--	--	--	1/0	1/0
Lewis Neal, DE	--	--	--	10/0	1/0	11/0
Connor Neighbors, FB	1/0	4/0	13/0	13/7	1/1	32/8
Ed Paris, CB	--	--	--	--	1/0	1/0
Ethan Pocic, C	--	--	--	6/1	1/1	7/2
Elliott Porter, C	--	--	10/1	12/12	--	22/13
Trey Quinn, WR	--	--	--	--	1/1	1/1
Jermauria Rasco, DE	--	9/0	13/0	13/13	1/1	36/14
Duke Riley, LB	--	--	--	13/0	1/0	14/0
Rashard Robinson, CB	--	--	--	12/2	--	12/2
DeSean Smith, TE	--	--	--	13/0	1/0	14/0
Logan Stokes, TE	--	--	--	13/3	1/0	14/3
Dwayne Thomas, CB	--	--	3/0	11/0	1/0	15/0
Quentin Thomas, DT	--	--	3/0	11/1	1/1	15/2
Corey Thompson, S	--	--	13/0	10/5	--	23/5
Evan Washington, OT	--	--	--	13/1	1/0	14/1
D.J. Welter, LB	--	7/0	1/0	13/13	1/1	22/14
Tre'Davious White, DB	--	--	--	13/11	1/1	14/12



TIGERS IN THE NFL (PRESEASON)

Name	Pos.	Team
Joe Barksdale	OT	St. Louis Rams
Lamin Barrow	LB	Denver Broncos
Odell Beckham Jr.	WR	New York Giants
Alfred Blue	RB	Houston Texans
Dwayne Bowe	WR	Kansas City Chiefs
Michael Brockers	DT	St. Louis Rams
Ron Brooks	CB	Buffalo Bills
Morris Claiborne	CB	Dallas Cowboys
Ryan Clark	FS	Washington Redskins
Glenn Dorsey	DT	San Francisco 49ers
Lavar Edwards	DE	Dallas Cowboys
Ego Ferguson	DT	Chicago Bears
Matt Flynn	QB	Green Bay Packers
Jeremy Hill	RB	Cincinnati Bengals
Trindon Holliday **	WR/RS	New York Giants
Tyson Jackson	DE	Atlanta Falcons
Ricky Jean-Francois	DT	Indianapolis Colts
Anthony Johnson	DT	Miami Dolphins
Donnie Jones	P	Philadelphia Eagles
Brandon LaFell	WR	New England Patriots
Jarvis Landry	WR	Miami Dolphins
LaRon Landry	S	Indianapolis Colts
Bennie Logan	DT	Philadelphia Eagles
Craig Loston *	S	Jacksonville Jaguars
Tyrann Mathieu	DB	Arizona Cardinals
Danny McCray	S	Chicago Bears
Zach Mettenberger	QB	Tennessee Titans
Barkevious Mingo	LB	Cleveland Browns
Kevin Minter	LB	Arizona Cardinals
Sam Montgomery *	LB	Cincinnati Bengals
Drake Nevis	DT	N/A
Patrick Peterson	CB/RS	Arizona Cardinals
Rueben Randle	WR	New York Giants
Eric Reid	S	San Francisco 49ers
Stevan Ridley	RB	New England Patriots
Perry Riley	LB	Washington Redskins
Russell Shepard	WR	Tampa Bay Buccaneers
Kelvin Sheppard	LB	N/A
Tharold Simon	CB	Seattle Seahawks
Curtis Taylor	S	N/A
Trai Turner	OG	Carolina Panthers
Spencer Ware	RB	N/A
Andrew Whitworth	OG	Cincinnati Bengals
Kyle Williams	DT	Buffalo Bills
Brad Wing	P	Pittsburgh Steelers
Al Woods	DT	Tennessee Titans
James Wright	WR	Cincinnati Bengals

* - Practice Squad

** - Injured Reserve

BOLD indicates players who played for Les Miles

- Has 15 wins over coaches who have won national titles.
- Coached LSU to 10-plus wins in four straight seasons - a first at the school - and to seven overall (the most at the school).
- Only coach in LSU history to lead Tigers to three straight top five final rankings (2005, 2006, 2007).

LSU The New DBU

Since 2007, LSU leads the nation in number of defensive backs selected in the NFL Draft with 12. Alabama is the next closest with 11. The Tigers have produced a defensive back selection in seven of the last eight drafts. A total of 12 former LSU defensive backs are on current NFL rosters, including 11 of those who played for **Les Miles**.

LSU: The SEC's Winningest Team Since 2005

LSU is the winningest program in the SEC since the start of **Les Miles'** tenure as head coach in 2005 as the Tigers have posted a 96-24 mark during that span. The 96 victories for LSU are nine better than Florida, while the Tigers are also tops in final poll rankings. LSU is also third nationally in wins since 2005 behind only Boise State (101) and Ohio State (97).

Team	W-L	Bowls	SEC Titles	Top 25
LSU	96-24	9	2	8
Florida	87-30	8	2	6
Georgia	85-35	9	1	6
Auburn	80-37	7	2	5
South Carolina	77-40	8	0	4
Alabama	75-24	9	2	6
Arkansas	63-51	5	0	3
Tennessee	58-55	4	0	2
Mississippi State	55-58	5	0	1
Ole Miss	50-62	4	0	2
Vanderbilt	49-63	4	0	2
Kentucky	49-64	5	0	0

Wins Since 2005 (Nationally)

Boise State	101
Ohio State	97
LSU	96
Oregon	94
Oklahoma	94
Southern Cal	90
TCU	89
Texas	89
Virginia Tech	89
Florida	87

This Day vs. Night Thing In Tiger Stadium

The facts indicate that LSU plays better at night in Tiger Stadium than they do during the day. The numbers show that since 1960, LSU is 231-61-4 (.784) at night under the lights compared to a 32-25-3 (.558) mark in Tiger Stadium during the day. Since 2000, LSU is 87-12 (.879) overall at home, which includes a 65-6 (.915) mark at night in Tiger Stadium and a 22-6 (.786) record during the day. Prior to 2000, LSU had only won 10 games at home during the day in 32 tries. From 1960 to 1999, LSU posted a 10-19-3 (.359) record at home during the day. The following is a breakdown of LSU's night record, day record and overall record in Tiger Stadium since 1960:

Decade	Record at Night	Record during the day	Overall Tiger Stadium Record
1960-69	47-9-2	2-2-1	49-11-3
1970-79	51-12-1	1-2	52-14-1
1980-89	38-16-1	3-5-2	41-21-3
1990-99	30-18	4-10	34-28
2000-09	49-5	11-6	60-11
2010-13	16-1	11-0	27-1
Totals	231-61-4	32-25-3	263-86-7

Tiger Stadium Top 10 Attendances

No.	Att.	Opponent	Date	Results
1.	93,374	Alabama	Nov. 3, 2012	Lost, 21-17
2.	93,129	Florida	Oct. 10, 2009	Lost, 13-3
3.	93,108	Arkansas	Nov. 25, 2011	Won, 41-17
4.	93,098	Auburn	Oct. 22, 2011	Won, 45-10
5.	93,039	Alabama	Nov. 8, 2008	Lost, 27-21 (OT)
6.	93,022	Florida	Oct. 8, 2011	Won, 41-11
7.	93,013	Arkansas	Nov. 28, 2009	Won, 33-30 (OT)
8.	92,982	Georgia	Oct. 25, 2008	Lost, 52-38
9.	92,980	Florida	Oct. 12, 2013	Won, 17-6
10.	92,969	Alabama	Nov. 6, 2010	Won, 24-21

LSU's 20-Plus Yards Play Breakdown

BY PLAY

Pass.....	4
Rush.....	1
TOTAL.....	5

BY GAME

vs. Wisconsin.....	5
vs. Sam Houston State.....	
vs. Louisiana-Monroe.....	
vs. Mississippi State.....	
vs. New Mexico State.....	
vs. Auburn.....	
vs. Florida.....	
vs. Kentucky.....	
vs. Ole Miss.....	
vs. Alabama.....	
vs. Arkansas.....	
vs. Texas A&M.....	

BY QUARTER

1st.....	1
2nd.....	0
3rd.....	1
4th.....	3

RUSHING

Kenny Hilliard.....	1
---------------------	---

PASSING

Anthony Jennings.....	4
-----------------------	---

RECEIVING

Travin Dural.....	3
John Diarse.....	1

20 OR MORE YARD TOUCHDOWNS

Travin Dural.....	1
John Diarse.....	1
Kenny Hilliard.....	1

LSU's 20-Plus Yards Plays of 2014

Yards	Type	Player	Opponent	Qtr.
80	Pass	Travin Dural from Anthony Jennings	Wisconsin	1*
44	Pass	Travin Dural from Anthony Jennings	Wisconsin	3
36	Pass	John Diarse from Anthony Jennings	Wisconsin	4*
28	Run	Kenny Hilliard	Wisconsin	4*
27	Pass	Travin Dural from Anthony Jennings	Wisconsin	4

*Denotes play resulted in touchdown.

GAME-BY-GAME NOTABLES

Opponent	Captains	Coin Toss	Kickoff/Receive	LSU 1st Poss.	Game Time (CT)	Game Length	Jerseys	Result
vs. Wisconsin	L. Collins, Magee, Welter, Rasco, Ferguson, Keehn	Loss	Receive	Punt	8:15 p.m.	3:28	White	W, 28-24
Sam Houston State								



33

Jamal Adams
Safety

6-0 • 206 • Fr. • HS
Carrollton, Texas (Hebron HS)



TRUE FRESHMAN SEASON (2014)

Adams was one of 12 players and one of eight true freshmen to make his career debut versus No. 14 Wisconsin at the AdvoCare Texas Kickoff ... Saw action on both special teams and defense.

CAREER HIGHS

Total tackles: 0
Tackles for loss: 0

ADAMS' CAREER DEFENSIVE STATS

YEAR	G-GS	UT	AT	TT	TFL	SACKS	PBU	QBH	INT	FF	FR
2014	1-0	0	0	0	0.0-0	0	0	0	0	0	0-0
Totals	1-0	0	0	0	0.0-0	0	0	0	0	0	0-0



4

Kwon Alexander
Linebacker

6-2 • 227 • Jr. • 2L
Oxford, Ala. (Oxford HS)



- 2014 Preseason All-SEC Second Team (Coaches)
- 2014 Preseason All-SEC Third Team (Media)

JUNIOR SEASON (2014)

Alexander served as LSU's starting WILL linebacker versus No. 14 Wisconsin (Aug. 30) ... Registered a team-leading eight tackles sparked by a career-high tying two stops for loss against No. 14 Wisconsin (Aug. 30) during the Advocare Texas Kickoff ... LSU's defense held the Badgers to 32 total yards on 19 plays over the final 27:24 of the contest as the Tigers erased a 17-point deficit ... Moved from the SAM to the WILL linebacker position during the offseason ... Has started nine of LSU's last 10 games going back to the Georgia game in 2013.

CAREER HIGHS

Total tackles: 14 vs. Furman, 2013
Tackles for loss: 2.0, 2x (Last: vs. Wisconsin, 2014; First: vs. Furman, 2013)
Sacks: 0

ALEXANDER'S CAREER DEFENSIVE STATS

YEAR	G-GS	UT	AT	TT	TFL	SACKS	PBU	QBH	INT	FF	FR
2012	7-2	8	4	12	1.0-2	0	1	1	0	1	2-15
2013	13-9	30	35	65	6.5-14	0	4	1	0	0	0-0
2014	1-1	5	3	8	2.0-2	0	0	1	0	0	0-0
Totals	21-12	42	42	84	9.5-18	0	5	3	0	1	2-15



74

Vadal Alexander
Offensive Guard

6-6 • 340 • Jr. • 2L
Buford, Ga. (Buford HS)



- 2014 Preseason All-SEC Second Team (Coaches & Media)
- 2014 Outland Trophy Watch List
- 2012 Freshman All-America Second Team (Scout.com)
- 2012 All-SEC Freshman Team (Coaches)

JUNIOR SEASON (2014)

Alexander has played in 27 games with 23 career starts which includes his last 14 outings at left guard dating back to the 2013 season opener against TCU ... Played all 67 snaps of the 2014 opener versus No. 14 Wisconsin and came away with five knockdowns ... Paved the way as Kenny Hilliard racked up 93 of his 110 rushing yards during the 4th quarter and LSU erased a 17-point second-half deficit versus the Badgers.



52

Kendell Beckwith
Linebacker

6-2 • 245 • So. • 1L
Jackson, La. (East Feliciana HS)



SOPHOMORE SEASON (2013)

Beckwith registered one tackle and a five-yard rush on a fake punt attempt versus No. 14 Wisconsin during the 3rd quarter ... The five-yard rush gave the Tigers a first down and led to a field goal which sparked LSU's 17-point comeback against the Badgers ... Has appeared in 13 of 14 career games and lines up at MIKE linebacker serving as D.J. Welter's backup ... Also has seen time at defensive end for the Tigers where he provides a pass-rushing threat on third downs.

CAREER HIGHS

Total tackles: 2, twice (Last: vs. Kent State, 2013; First: vs. UAB, 2013)
Tackles for loss: 1.0 vs. Florida, 2013
Sacks: 1.0 vs. Florida, 2013

BECKWITH'S CAREER DEFENSIVE STATS

YEAR	G-GS	UT	AT	TT	TFL	SACKS	PBU	QBH	INT	FF	FR
2013	12-0	5	6	11	1.0-8	1.0-8	0	0	0	1	0
2014	1-0	0	1	1	0	0	0	0	0	0	0
Totals	13-0	5	7	12	1.0-8	1.0-8	0	0	0	1	0



32

Jalen Collins
Cornerback

6-2 • 198 • Jr. • 2L
Olive Branch, Miss. (Olive Branch HS)



- 2012 All-SEC Freshman Team (Coaches)

JUNIOR SEASON (2014)

After a strong preseason camp, Collins started at left cornerback for the Tigers against No. 14 Wisconsin during the AdvoCare Texas Kickoff ... The start for Collins was his first since the UAB game on Sept. 7, 2013 ... Secured a career-high tying six tackles and one PBU ... The six tackles were third on the team ... LSU's defense held the Badgers to 32 total yards on 19 plays over the final 27:24 of the contest as the Tigers erased a 17-point deficit.

COLLINS' CAREER HIGHS

Total tackles: 6, 2x (Last: vs. Wisconsin, 2014; First: vs. Mississippi State, 2012)
 PBU's: 2, 2x (Last: vs. Mississippi State, 2012; First: vs. Idaho, 2012)
 Interceptions: 1, 2x (Last: vs. Ole Miss, 2012; First: at Texas A&M, 2012)

COLLINS' CAREER DEFENSIVE STATS

YEAR	G-GS	UT	AT	TT	TFL	SACKS	PBU	QBH	INT	FF	FR
2012	13-1	15	15	30	0	0	6	0	2-9	0	0
2013	13-2	15	7	22	0	0	2	0	0	0	0
2014	1-1	4	2	6	0	0	1	0	0	0	0
Totals	27-4	33	24	57	0	0	9	0	2-9	0	0



70

La'el Collins
Offensive Tackle
6-5 • 321 • Sr. • 2L

Baton Rouge, La. (Redemptorist HS)



- 2014 Preseason All-SEC First Team (Coaches, Media)
- 2014 Lombardi Award Watch List
- 2014 Outland Trophy Watch List
- 2013 All-SEC Second Team (Coaches)
- 2013 SEC Offensive Lineman of the Week (vs. TCU)
- 2012 All-SEC Honorable Mention (AP)
- 2012 SEC Co-Offensive Lineman of the Week (vs. Alabama)
- 2011 CBSSports.com Freshman All-American

SENIOR SEASON (2014)

Collins served as LSU's starting left tackle and played all 67 offensive snaps with five knockdowns against No. 14 Wisconsin during the AdvoCare Texas Kickoff ... Paved the way as Kenny Hilliard racked up 93 of his 110 rushing yards during the 4th quarter and LSU erased a 17-point second-half deficit versus the Badgers ... Has played in 33 games and started 26 of LSU's last 27 games dating back to the 2012 season opener against North Texas on Sept. 1, 2012 ... Has made his last 14 starts at left tackle after spending his first two seasons at guard ... Did not play versus Furman on Oct. 26, 2013 ... Possesses the skills to become one of the nation's top offensive linemen.



42

Colby Delahoussaye
Place Kicker
5-10 • 176 • So. • 1L

New Iberia, La. (New Iberia HS)



- 2014 Preseason All-SEC Second Team (Coaches, Media)
- 2014 Groza Award Watch List
- 2013 SEC Academic Honor Roll

REDSHIRT SOPHOMORE SEASON (2014)

Delahoussaye buried both of his field goal attempts and PATs versus No. 14 Wisconsin at the AdvoCare Texas Kickoff ... His 47-yard field goal during the 3rd quarter was the second-longest kick of his career ... Converted on 15-of-16 field goals and 58-of-59 PATs during his career ... His lone misses were a 31-yard FG attempt and a PAT versus Furman ... Won the placekicking battle during 2013 fall camp after he joined the Tigers as a walk-on in fall of 2012.

CAREER HIGHS

Field Goal Attempted: 3 vs. TCU, 2013
 Field Goals Made: 3 vs. TCU, 2013
 Long FG: 49 at Georgia, 2013

DELAHOUSSAYE'S CAREER FIELD GOAL TOTALS

YEAR	FGM-FGA	1-19	20-29	30-39	40-49	50+	LG	PAT	POINTS
2013	13-14	0-0	6-6	4-5	3-3	0-0	49	56-57	95
2014	2-2	0-0	0-0	1-1	1-1	0-0	47	2-2	8
TOTALS	15-16	0-0	6-6	4-5	4-4	0-0	49	58-59	103



9

John Diarse
Wide Receiver
6-0 • 210 • Fr. • RS
Monroe, La. (Neville HS)



REDSHIRT FRESHMAN SEASON (2014)

Diarse was one of 12 players to make his career debut versus No. 14 Wisconsin at the AdvoCare Texas Kickoff (Aug. 30) ... Saw action on both offense and special teams ... Was LSU's second-leading receiver with two catches, 48 yards and a touchdown against the Badgers ... Broke four tackles en route to a 36-yard TD on a 3rd and 21 play at the 12:08 mark of the 4th quarter ... Redshirted in 2013 after he suffered an injury during fall camp.

CAREER RECEIVING HIGHS

Receptions: 2, vs. Wisconsin, 2014
 Yards: 48, vs. Wisconsin, 2014
 Long: 36 (TD), vs. Wisconsin, 2014
 Touchdowns: 1, vs. Wisconsin, 2014

DIARSE'S CAREER RECEIVING STATS

YEAR	G-GS	REC.	YDS.	TD	LONG
2014	1-0	2	48	1	36 (TD)
Totals	1-0	2	48	1	36 (TD)



41

Travis Dickson
Tight End
6-3 • 237 • Sr. • 2L
Ocean Springs, Miss. (Ocean Springs HS)



- 2011 SEC Academic Honor Roll
- 2010 SEC Freshman Academic Honor Roll

SENIOR SEASON (2014)

Dickson is one of three players who saw action at tight end during LSU's season opener versus No. 14 Wisconsin during the AdvoCare Texas Kickoff ... Caught a seven-yard pass but fumbled in the 2nd quarter. Played in 31 career games with one start during his career ... Younger brother of former LSU starting TE Richard Dickson.

CAREER HIGHS

Receptions: 5 vs. Ole Miss, 2012
 Yards: 69 vs. Ole Miss, 2012
 Touchdowns: 0
 Long: 45 vs. Auburn, 2013

DICKSON'S CAREER RECEIVING STATS

YEAR	G-GS	REC.	YDS.	TD	LONG
2011	6-0	1	10	0	10
2012	12-0	6	73	0	30
2013	12-1	5	109	0	45
2014	1-0	1	7	0	7
Totals	31-1	13	199	0	45



14

Trent Domingue
Place Kicker/Punter

6-1 • 170 • So. • SQ
Mandeville, La. (St. Paul's HS)



SOPHOMORE SEASON (2014)

Domingue made his first career appearance and was LSU's starting kickoff specialist during the first half against No. 14 Wisconsin ... Serves as backup placekicker and punter who can serve in both roles when called upon ... Started playing football as a junior in high school after playing soccer his entire life.

CAREER HIGHS

Kickoffs: 1, vs. Wisconsin, 2014
Kickoff Yards: 63, vs. Wisconsin, 2014
Kickoff Avg.: 63.0, vs. Wisconsin, 2014
Touchbacks: 0

DOMINGUE'S CAREER KICKOFF STATS

YEAR	G-GS	NO.	YDS.	AVG.	TB	OB
2014	1-0	1	63	63.0	0	0
Totals	1-0	1	63	63.0	0	0



83

Travin Dural
Wide Receiver

6-2 • 192 • So. • 1L
Breaux Bridge, La. (Breaux Bridge HS)



REDSHIRT SOPHOMORE SEASON (2014)

Dural was one of four players to make his first career start versus No. 14 Wisconsin at the AdvoCare Texas Kickoff ... Exploded for career-highs with three catches, 151 yards and one touchdown ... Hauled in an 80-yard score with 4:47 remaining during the 1st quarter for LSU's first touchdown of the season ... The 80-yard touchdown matched the third-longest passing play in school history ... It was LSU's longest passing play since Josh Booty connected for an 80-yard touchdown pass to Reggie Robinson against Western Carolina on Sept. 2, 2000 ... All 10 of Dural's career catches have resulted in either first downs or touchdowns.

CAREER RECEIVING HIGHS

Receptions: 3, vs. Wisconsin, 2014
Yards: 151, vs. Wisconsin, 2014
Long: 80 (TD), vs. Wisconsin, 2014
Touchdowns: 1, 3x, (Last: vs. Wisconsin, 2014; First: at Alabama, 2013)

DURAL'S CAREER RECEIVING STATS

YEAR	G-GS	REC.	YDS.	TD	LONG
2013	12-0	7	145	2	49 (TD)
2014	1-1	3	151	1	80 (TD)
Totals	14-1	10	296	3	80 (TD)



69

Hoko Fanaika
Offensive Guard

6-6 • 330 • Sr. • 1L
Sacramento, Calif. (College of San Mateo)



SENIOR SEASON (2014)

Fanaika was one of four players to make his first career start against No. 14 Wisconsin at the AdvoCare Texas Kickoff ... Played all 67 snaps and registered four knockdowns at right guard ... Tough and physical lineman who has great hands and power at the point of attack ... Punishing run blocker who has shown steady improvement in pass protection ... Saw action in 12 games as a reserve in 2013 ... Also starts on special teams for the Tigers.



7

Leonard Fournette
Running Back

6-1 • 230 • Fr. • HS
New Orleans, La. (Saint Augustine HS)



TRUE FRESHMAN SEASON (2014)

Fournette was one of 12 players and one of eight true freshmen to make his career debut versus No. 14 Wisconsin at the AdvoCare Texas Kickoff ... Saw action on both offense and LSU's kickoff returner ... Picked up 117 yards on five returns with a long of 33 yards during the 3rd quarter ... Notched 18 rushing yards on eight carries.

CAREER HIGHS

Attempts: 8, vs. Wisconsin, 2014
Yards: 18, vs. Wisconsin, 2014
Touchdowns: 0
Long: 5, vs. Wisconsin, 2014

FOURNETTE'S CAREER RUSHING STATS

YEAR	G-GS	ATT.	YDS.	TD	LONG
2014	1-0	8	18	0	5
Totals	1-0	8	18	0	5

FOURNETTE'S CAREER RETURN STATS

YEAR	G-GS	ATT.	YDS.	TD	LONG
2014	1-0	5	117	0	33
Totals	1-0	5	117	0	33



50

Reid Ferguson
Long Snapper

6-2 • 236 • Jr. • 2L
Buford, Ga. (Buford HS)




• 2014 Phil Steele Preseason All-America Second Team

JUNIOR SEASON (2014)

In his third season as LSU's starting long snapper ... Has handled all snaps for punts and placekicks ... Played in every game last year as a true freshman and handled every special teams deep snap in 2012.



57
Davon Godchaux
Defensive Tackle
6-4 • 298 • Fr. • HS
Plaquemine, La. (Plaquemine HS)



TRUE FRESHMAN SEASON (2014)

Godchaux was one of 12 players and one of eight true freshmen to make his career debut versus No. 14 Wisconsin at the AdvoCare Texas Kickoff ... Notched one tackle at defensive tackle.

CAREER HIGHS

Total tackles: 1, vs. Wisconsin, 2014
 Tackles for loss: 0
 Sacks: 0

GODCHAUX'S CAREER DEFENSIVE STATS

YEAR	G-GS	UT	AT	TT	TFL	SACKS	PBU	QBH	INT	FF	FR
2014	1-0	0	1	1	0	0	0	0	0	0	0
Totals	1-0	0	1	1	0	0	0	0	0	0	0



36
Cameron Gamble
Placekicker
5-11 • 190 • Fr. • HS
Flower Mound, Texas (Flower Mound HS)



TRUE FRESHMAN SEASON (2014)

Gamble was one of 12 players and one of eight true freshmen to make his career debut versus No. 14 Wisconsin at the AdvoCare Texas Kickoff ... Took over kickoff duties in the second half where he produced three touchbacks on five attempts ... Was rated as one of the top kickers for class of 2014.

CAREER HIGHS

Kickoffs: 5, vs. Wisconsin, 2014
 Kickoff Yards: 319, vs. Wisconsin, 2014
 Kickoff Avg.: 63.8, vs. Wisconsin, 2014
 Touchbacks: 3, vs. Wisconsin, 2014

GAMBLE'S CAREER KICKOFF STATS

YEAR	G-GS	NO.	YDS.	AVG.	TB	OB
2014	1-0	5	319	63.8	3	1
Totals	1-0	5	319	63.8	3	1



85
Dillon Gordon
Tight End
6-4 • 295 • Jr. • 2L
Edgard, La. (John Curtis HS)



JUNIOR SEASON (2014)

Gordon has been LSU's starting tight end in 13 of the last 14 games dating back to the 2013 season opener against TCU ... Exceptional blocker with good pass-catching ability ... Has played in all 27 career games.

CAREER RECEIVING HIGHS


Receptions: 2, vs. Furman, 2013
 Yards: 36, vs. Texas A&M, 2013
 Long: 36, vs. Texas A&M, 2013
 Touchdowns: 0

GORDON'S CAREER RECEIVING STATS

YEAR	G-GS	REC.	YDS.	TD	LONG
2012	13-0	0	0	0	--
2013	13-12	6	88	0	36
2014	1-1	0	0	0	0
Totals	27-13	6	88	0	36



6
Brandon Harris
Quarterback
6-3 • 188 • Fr. • HS
Bossier City, La. (Parkway HS)



TRUE FRESHMAN SEASON (2014)

Harris was one of 12 players and one of eight true freshmen to make his career debut versus No. 14 Wisconsin at the AdvoCare Texas Kickoff ... Played one series at quarterback midway through the 2nd quarter.

CAREER PASSING HIGHS

Attempts: 0
 Completions: 0
 Yards: 0
 Touchdowns: 0
 Long: 0

CAREER RUSHING HIGHS

Attempts: 2, vs. Wisconsin, 2014
 Yards: -11, vs. Wisconsin, 2014
 Touchdowns: 0
 Long: 0

HARRIS' CAREER PASSING TOTALS

YEAR	G-GS	COMP.-ATT.-INT.	YDS.	TD	LONG
2014	1-0	0-0-0	0	0	0
Totals	1-0	0-0-0	0	0	0

HARRIS' CAREER RUSHING STATS

YEAR	G-GS	ATT.	YDS.	TD	LONG
2014	1-0	2	-11	0	0
Totals	1-0	2	-11	0	0



65
Jerald Hawkins
Offensive Tackle
6-6 • 309 • So. • 1L
Baldwin, La. (West St. Mary HS)



REDSHIRT SOPHOMORE SEASON (2014)

Hawkins started as LSU's right tackle versus No. 14 Wisconsin at the AdvoCare Texas Kickoff ... Played on 63 of 67 snaps with a trio of knockdowns ... Paved the way as Kenny Hilliard racked up 93 of his 110 rushing yards during the 4th quarter and LSU erased a 17-point second-half deficit versus the Badgers ... Has started all 14 of his career games (13 right tackle, 1 left tackle) ... His only start at left tackle came for La'el Collins against Furman on Oct. 26, 2013 ... Extremely agile lineman who possesses great strength and quickness.



27

Kenny Hilliard
Running Back

6-0 • 232 • Sr. • 3L
Patterson, La. (Patterson HS)



- 2011 All-SEC All-Freshman Team (Coaches)
- 2011 SEC Freshman of the Week (vs. Arkansas)

SENIOR SEASON (2013)

Hilliard was LSU's starting running back versus No. 14 Wisconsin at the AdvoCare Texas Kickoff where he racked up 110 rushing yards on 18 carries and scored one touchdown ... Amassed 93 of his 110 yards during the fourth quarter highlighted by a 28-yard TD which ended up being the game-winning score with 9:41 remaining in the game ... It was Hilliard's fourth career 100-yard rushing effort and first since the Idaho game on September 15, 2012 ... LSU's most experienced running back with 1,220 career rushing yards and 22 touchdowns over his 38 appearances ... Nephew of former LSU and New Orleans Saints great Dalton Hilliard.

CAREER HIGHS

Attempts: 19 vs. Arkansas, 2011
Yards: 141 vs. North Texas, 2012
Touchdowns: 3 at Mississippi State, 2013
Long: 71 vs. Idaho, 2012

HILLIARD'S CAREER RUSHING STATS

YEAR	G-GS	ATT.	YDS.	TD	LONG
2011	13-0	62	336	8	25
2012	12-1	82	464	6	71
2013	12-0	68	310	7	34
2014	1-1	18	110	1	28
Totals	38-2	230	1,220	22	71

HILLIARD'S CAREER RECEIVING STATS

YEAR	G-GS	REC.	YDS.	TD	LONG
2011	13-0	3	13	1	8
2012	12-1	3	21	0	10
2013	12-0	1	0	0	0
2014	1-1	2	22	0	12
Totals	38-2	9	56	1	12



94

Danielle Hunter
Defensive End

6-6 • 240 • Jr. • 2L
Katy, Texas (Morton Ranch HS)



- 2014 Preseason All-SEC Third Team (Coaches)
- 2013 SEC Defensive Lineman of the Week (vs. Florida)

JUNIOR SEASON (2014)

Hunter started at defensive end for the 11th consecutive game and came away with seven tackles which included four solo stops against No. 14 Wisconsin (Aug. 30) during the AdvoCare Texas Kickoff ... The seven tackles were second on the team ... Tallied one stop for a five-yard loss during the 2nd quarter ... LSU's defense held the Badgers to 32 total yards on 19 plays over the final 27:24 of the contest as the Tigers erased a 17-point deficit.

CAREER HIGHS

Total tackles: 8 vs. Auburn, 2013
Tackles for loss: 1.5 vs. TCU, 2013
Sacks: 1.0 vs. Texas A&M, 2013

HUNTER'S CAREER DEFENSIVE STATS

YEAR	G-GS	UT	AT	TT	TFL	SACKS	PBU	QBH	INT	FF	FR
2012	12-0	3	9	12	0	0	0	0	0	0	0
2013	13-10	19	38	57	8.0-32	3.0-20	2	5	0	1	0
2014	1-1	4	3	7	1.0-5	0	0	0	0	0	0
Totals	26-11	26	50	76	9.0-37	3.0-20	2	5	0	1	0



29

Rickey Jefferson
Safety

6-0 • 204 • So. • 1L
St. Rose, La. (Destrehan HS)



SOPHOMORE SEASON (2014)

Jefferson recorded a quarterback hurry and saw action at safety as part of LSU's nickel and dime packages during the Wisconsin game ... Also contributes on special teams ... Played in seven games with one start against Arkansas during his freshman season.

CAREER HIGHS

Total tackles: 2, vs. Iowa, 2014 Outback Bowl
Interceptions: None
PBUs: 1, 2x (Last: vs. Iowa, 2014 Outback Bowl; First: vs. Arkansas, 2013)

JEFFERSON'S CAREER DEFENSIVE STATS

YEAR	G-GS	UT	AT	TT	TFL	SACKS	PBU	QBH	INT	FF	FR
2013	7-1	3	3	6	0.5-1	0-0	2	0	0	0	0
2014	1-0	0	0	0	0	0	0	1	0	0	0
Totals	8-1	3	3	6	0.5-1	0-0	2	1	0	0	0



10

Anthony Jennings
Quarterback

6-2 • 216 • So. • 1L
Marietta, Ga. (Marietta HS)



- 2013 SEC Freshman of the Week (vs. Arkansas)

SOPHOMORE SEASON (2014)

Jennings notched his second straight start at quarterback against No. 14 Wisconsin during the AdvoCare Texas Kickoff ... Converted on 9-of-21 passing for 239 yards and two touchdowns ... The nine completions, 239 yards and two touchdowns were all career-highs ... Found Travin Dural for an 80-yard score with 4:47 remaining during the 1st quarter for LSU's first touchdown of the season ... The 80-yard touchdown matched the third-longest passing play in school history ... It was LSU's longest passing play since Josh Booty connected for an 80-yard touchdown pass to Reggie Robinson against Western Carolina on Sept. 2, 2000 ... Added a 36-yard scoring strike to John Diarse in the 4th quarter as LSU completed a 17-point comeback against the Badgers which tied for the fourth-largest comeback in school history.

CAREER PASSING HIGHS

Attempts: 21, vs. Wisconsin, 2014
Completions: 9, vs. Wisconsin, 2014
Yards: 239, vs. Wisconsin, 2014
Touchdowns: 2, vs. Wisconsin, 2014
Long: 80 (TD), vs. Wisconsin, 2014

CAREER RUSHING HIGHS

Attempts: 9, vs. Wisconsin, 2014
Yards: 28, vs. Arkansas, 2013
Touchdowns: 1, 2x, (Last: vs. Iowa, 2013 Outback Bowl; First: vs. Florida, 2013)
Long: 21 vs. Arkansas, 2013


PLAYER BIOS

JENNINGS' CAREER PASSING TOTALS

YEAR	G-GS	COMP.-ATT.-INT.	YDS.	TD	LONG
2013	9-1	13-29-1	181	1	49 (TD)
2014	1-1	9-21-0	239	2	80 (TD)
Totals	10-2	22-50-1	420	3	80 (TD)

JENNINGS' CAREER RUSHING STATS

YEAR	G-GS	ATT.	YDS.	TD	LONG
2013	9-1	19	18	1	21
2014	1-1	9	-2	0	7
Totals	10-2	28	16	1	21



45

Deion Jones
Linebacker

6-1 • 220 • Jr. • 2L
New Orleans, La. (Jesuit HS)



JUNIOR SEASON (2014)

Jones chipped in two tackles and a quarterback hurry versus No. 14 Wisconsin at the AdvoCare Texas Kickoff ... His QB hurry came on Wisconsin's final offense play on 3rd and 12 which led to an incompletion during the 4th quarter ... Played in all 27 career games and serves as a hard-hitting reserve linebacker who adds depth in the rotation ... Also counted on as a contributor on special teams coverage units.

CAREER HIGHS

Total tackles: 3, four times (Last: vs. Auburn, 2013; First: at Texas A&M, 2012)
Tackles for loss: 1.0, 4x (Last: vs. Texas A&M, 2013; First: vs. North Texas, 2012)

JONES' CAREER DEFENSIVE STATS

YEAR	G-GS	UT	AT	TT	TFL	SACKS	PBU	QBH	INT	FF	FR
2012	13-0	8	15	23	3.0-12	0	0	3	0	0	1-0
2013	13-0	6	9	15	1.0-6	0	0	1	0	0	0
2014	1-0	2	0	2	0	0	0	1	0	0	0
Totals	27-0	16	24	40	4.0-18	0	0	5	0	0	1-0



38

Jamie Keehn
Punter

6-4 • 220 • Jr. • 2L
Miners Rest, Australia (The Rock Hampton GS)



- 2014 Preseason All-SEC Third Team (Coaches, Media)
- 2013 SEC Academic Honor Roll

SOPHOMORE SEASON (2013)

Keehn is LSU's starting punter for the second consecutive season ... Placed a career-high five punts inside the 20-yard line versus No. 14 Wisconsin at the AdvoCare Texas Kickoff ... Booted a career-best 64-yard effort during the 2nd quarter against the Badgers.

KEEHN'S CAREER HIGHS

Punts: 10 vs. Iowa, 2014 Outback Bowl
Punting Yards: 469 vs. Iowa, 2014 Outback Bowl
Punting Avg.: 46.9 vs. Iowa, 2014 Outback Bowl
Long: 64, vs. Wisconsin, 2014
50+ Punts: 5, twice (Last: vs. Iowa, 2013; First: vs. Clemson, 2012)
i20-yard line: 5, vs. Wisconsin, 2014

KEEHN'S CAREER PUNTING TOTALS

YEAR	NO.	YDS.	AVG.	LG	I20	TB	50+
2012	12	524	43.7	58	3	1	6
2013	43	1,765	41.0	58	18	4	10
2014	8	340	42.5	64	5	0	2
Totals	63	2,629	41.73	64	26	5	18



91

Christian LaCouture
Defensive Tackle

6-5 • 300 • So. • 1L
Lincoln, Neb. (Lincoln Southwest HS)



SOPHOMORE SEASON (2014)

LaCouture was one of four players and the only defensive player to make his first career start against No. 14 Wisconsin at the AdvoCare Texas Kickoff ... Contributed a career-high three tackles from his left defensive tackle spot against the Badgers ... A talented prospect with outstanding size and strength at the point of attack.

CAREER HIGHS

Total tackles: 3, vs. Wisconsin, 2014
Tackles for loss: 1.0, at Mississippi State, 2013
Sacks: 1.0, at Mississippi State, 2013

LaCOUTURE'S CAREER DEFENSIVE STATS

YEAR	G-GS	UT	AT	TT	TFL	SACKS	PBU	QBH	INT	FF	FR
2013	13-0	3	8	11	1.5-2	1.0-2	0	0	0	0	0
2014	1-1	1	2	3	0	0	0	0	0	0	0
Totals	14-1	4	10	14	1.5-2	1.0-2	0	0	0	0	0



23

Lamar Louis
Linebacker

5-11 • 229 • Jr. • 2L
Breux Bridge, La. (Breux Bridge HS)



SOPHOMORE SEASON (2013)

Louis tallied two tackles and served as LSU's starting SAM linebacker against No. 14 Wisconsin at the AdvoCare Texas Kickoff ... It was Louis' first start since the Arkansas game on Nov. 23, 2012 ... Moved from MIKE to SAM linebacker position during the offseason after serving as D.J. Welter's backup in 2013.

CAREER HIGHS

Total tackles: 7 vs. UAB, 2013
Tackles for loss: 0
Sacks: 0

LOUIS' CAREER DEFENSIVE STATS

YEAR	G-GS	UT	AT	TT	TFL	SACKS	PBU	QBH	INT	FF	FR
2012	11-5	5	8	13	0	0	0	2	0	0	0
2013	13-0	11	14	25	0	0	0	0	0	0	2-0
2014	1-1	1	1	2	0	0	0	0	0	0	0
Totals	25-6	17	22	38	0	0	0	2	0	0	2-0



18

Terrence Magee

Running Back

5-9 • 217 • Sr. • 2L

Franklinton, La. (Franklinton HS)



- 2014 Preseason All-SEC Second Team (Coaches, Media)
- 2014 Doak Walker Award Watch List
- 2013 SEC Offensive Player of the Week (vs. Texas A&M)

SENIOR SEASON (2014)

Magee was limited to eight rushing yards and six attempts during LSU's season opener against No. 14 Wisconsin at the AdvoCare Texas Kickoff ... A gifted athlete who is coming off his most productive season at LSU where he finished second on the team with 626 rushing yards and eight rushing touchdowns ... Has all the tools necessary to be LSU's next 1,000-yard rusher ... Great vision and awareness; quick feet and elusive; runs hard and is a tough and durable back ... Also has tremendous hands and provides LSU with a threat in the passing game out of the backfield.

RUSHING CAREER HIGHS

Attempts: 13, 2x (Last: vs. Texas A&M, 2013; First: vs. TCU, 2013)

Yards: 149, vs. Texas A&M, 2013

Touchdowns: 2, 3x (Last: vs. Arkansas, 2013; First: vs. TCU, 2013)

Long: 65, vs. Texas A&M, 2013

RECEIVING CAREER HIGHS

Receptions: 1, 7x (Last: at Alabama, 2013; First: vs. Idaho, 2012)

Yards: 17 vs. Florida, 2013

Long: 17 vs. Florida, 2013

MAGEE'S CAREER RUSHING STATS

YEAR	G-GS	ATT.	YDS.	TD	LONG
2011	5-0	27	133	1	35
2012	9-0	1	0	0	0
2013	13-0	86	626	8	65
2014	1-0	6	8	0	4
Totals	28-0	120	767	9	65

MAGEE'S CAREER RECEIVING STATS

YEAR	G-GS	REC.	YDS.	TD	LONG
2011	5-0	0	0	0	0
2012	9-0	1	7	0	7
2013	13-0	6	49	0	17
2014	1-0	0	0	0	0
Totals	28-0	7	56	0	17



26

Ronald Martin

Safety

6-2 • 220 • Sr. • 3L

White Castle, La. (White Castle HS)



SENIOR SEASON (2014)

Martin collected five tackles and an interception during LSU's 28-24 comeback win over No. 14 Wisconsin at the AdvoCare Texas Kickoff ... Started at strong safety, his first start since the Furman game last season ... Recorded his fourth career INT on 3rd and 10 play with Wisconsin driving in LSU territory at the 6:45 mark of the 4th quarter ... LSU's defense held the Badgers to 32 total yards on 19 plays over the final 27:24 of the contest as the Tigers erased a 17-point deficit.

CAREER HIGHS

Total tackles: 12, at Ole Miss, 2013

Tackles for loss: 0.5, twice (Last: vs. Idaho, 2012; First: vs. North Texas, 2012)

Interceptions: 2, vs. Idaho, 2012

PBUs: 2, at Mississippi State, 2013

MARTIN'S CAREER DEFENSIVE STATS

YEAR	G-GS	UT	AT	TT	TFL	SACKS	PBU	QBH	INT	FF	FR
2011	3-0	2	1	3	0	0	2	0	0	0	0
2012	13-1	18	17	35	1.0-1	0	0	0	2-45	1	0
2013	8-7	20	18	38	0	0	4	0	1-0	1	1-0
2014	1-1	1	4	5	0	0	0	0	1-8	0	0
Totals	25-9	41	40	81	1.0-1	0	6	0	4-53	2	1-0



28

Jalen Mills

Safety

6-0 • 194 • Jr. • 2L

DeSoto, Texas (DeSoto HS)



- 2014 Lott IMPACT Trophy Watch List
- 2013 Preseason All-SEC Third Team (Media)
- 2012 Freshman All-America First Team (Sporting News, CBSSports.com, FoxSportsNext.com)
- 2012 SEC Freshman of the Week (vs. Washington)

JUNIOR SEASON (2013)

Mills was extremely active as LSU's starting free safety with four tackles, one tackle for loss, one interception and one quarterback hurry against No. 14 Wisconsin at the AdvoCare Texas Kickoff ... His sixth career INT came with 11:04 to go in the 4th quarter and led to LSU's go-ahead touchdown drive ... His QB hurry resulted in fellow safety Ronald Martin's INT on Wisconsin's next possession ... Started in 27 consecutive games to begin his career and moved to free safety leading into the 2014 Outback Bowl versus Iowa.

CAREER HIGHS

Total tackles: 9, 3x (Last: vs. Arkansas, 2013; First: at Arkansas, 2012)

Interceptions: 1, 6x (Last: vs. Wisconsin, 2014; First: vs. Washington, 2012)

Pass Breakups: 2, at Arkansas, 2012

MILLS' CAREER DEFENSIVE STATS

YEAR	G-GS	UT	AT	TT	TFL	SACKS	PBU	QBH	INT	FF	FR
2012	13-13	38	19	57	0	0	5	0	2-18	0	0
2013	13-13	45	22	67	4.0-23	3.0-21	3	0	3-(-6)	0	0
2014	1-1	2	2	4	1.0-1	0	0	1	1-0	0	0
Totals	27-27	85	43	128	5.0-24	3.0-21	8	1	6-12	0	0



92

Lewis Neal

Defensive End

6-1 • 255 • So. • 1L

Wilson, N.C. (James B. Hunt HS)



TRUE FRESHMAN SEASON (2013)

Credited with three tackles and one QB hurry in limited action against Kent State ... Racked up four tackles and half a sack in his first game as a Tiger against UAB ... True freshman defensive end who is a very quick and explosive player off the line.

CAREER HIGHS

Total tackles: 4 vs. UAB, 2013

Tackles for loss: 0.5 vs. UAB, 2013

Sacks: 0.5 vs. UAB, 2013

PLAYER BIOS

NEAL'S CAREER DEFENSIVE STATS

YEAR	G-GS	UT	AT	TT	TFL	SACKS	PBU	QBH	INT	FF	FR
2013	10-0	0	7	7	0.5-2	0.5-2	0	1	0	0	0
2014	1-0	0	0	0	0	0	0	0	0	0	0
Totals	11-0	0	7	7	0.5-2	0.5-2	0	1	0	0	0



43

Connor Neighbors

Fullback

5-11 • 229 • Sr. • 2L

Huntsville, Ala. (Huntsville HS)



SENIOR SEASON (2014)

Neighbors started as LSU's fullback against No. 14 Wisconsin during the AdvoCare Texas Classic ... It was his eighth start in LSU's last nine games dating back to the Mississippi State game on Oct. 5, 2013.

RUSHING CAREER HIGHS

Attempts: 1, 2x, (Last: at Mississippi State, 2013)

Yards: 1, vs. TCU, 2013

Touchdowns: 0

Long: 1, vs. TCU, 2013

RECEIVING CAREER HIGHS

Receptions: 2, vs. Iowa, 2014 Outback Bowl

Yards: 52, vs. Kent State, 2013

Long: 52, vs. Kent State, 2013

NEIGHBORS' CAREER RUSHING STATS

YEAR	G-GS	ATT.	YDS.	TD	LONG
2010	1-0	0	0	0	0
2011	4-0	0	0	0	0
2012	13-0	1	5	0	5
2013	13-7	2	1	0	1
2014	1-1	0	0	0	0
Totals	32-8	3	6	0	5

NEIGHBORS' CAREER RECEIVING STATS

YEAR	G-GS	REC.	YDS.	TD	LONG
2010	1-0	0	0	0	0
2011	4-0	0	0	0	0
2012	13-0	0	0	0	0
2013	13-7	7	92	0	52
2014	1-1	0	0	0	0
Totals	32-8	7	92	0	52



77

Ethan Pocic

Center

6-7 • 301 • So. • 1L

Lemont, Ill. (Lemont HS)



SOPHOMORE SEASON (2014)

Pocic was LSU's starting center versus No. 14 Wisconsin at the AdvcoCare Texas Kickoff ... Played on all 67 snaps and garnered a team-leading six knockdowns ... A strong and physical offensive lineman with exceptional quickness who has the ability to play anywhere on the offensive line.



8

Trey Quinn

Wide Receiver

6-0 • 194 • Fr. • HS

Lake Charles, La. (Barbe HS)



TRUE FRESHMAN SEASON (2014)

Quinn was one of 12 players and one of eight true freshmen to make his career debut versus No. 14 Wisconsin at the AdvoCare Texas Kickoff ... Started at the X receiver position where he picked up one reception for 11 yards ... Secured his first career reception in the 2nd quarter ... Hauled in a two-point conversion play at the 12:08 mark of the 4th quarter to pull LSU within 24-21.

CAREER HIGHS

Receptions: 1, vs. Wisconsin, 2014

Yards: 11, vs. Wisconsin, 2014

Long: 11, vs. Wisconsin, 2014

QUINN'S CAREER RECEIVING STATS

YEAR	G-GS	REC.	YDS.	TD	LONG
2014	1-1	1	11	0	11
Totals	1-1	1	11	0	11



59

Jermauria Rasco

Defensive End

6-3 • 247 • Sr. • 3L

Shreveport, La. (Evangel Christian Academy)



• 2014 Preseason All-SEC Third Team (Coaches, Media)

SENIOR SEASON (2014)

Rasco started at left defensive end and picked up five tackles during LSU's 28-24 comeback victory over No. 14 Wisconsin (Aug. 30) at the AdvoCare Texas Kickoff ... LSU's defense held the Badgers to 32 total yards on 19 plays over the final 27:24 of the contest as the Tigers erased a 17-point deficit ... Has started 14 straight games dating back to 2013 season opener against No. 20 TCU.

CAREER HIGHS

Total tackles: 7 vs. Arkansas, 2013

Tackles for loss: 1.0, 8x (Last: vs. Texas A&M, 2013)

Sacks: 1.0, 5x (Last: vs. Texas A&M, 2013; First: vs. Auburn, 2011)

RASCO'S CAREER DEFENSIVE STATS

YEAR	G-GS	UT	AT	TT	TFL	SACKS	PBU	QBH	INT	FF	FR
2011	9-0	10	7	17	3.5-21	2.0-17	0	0	0	0	0
2012	13-0	2	8	10	2.0-3	0	0	1	0	1	0
2013	13-13	22	34	56	8.5-30	4.0-25	5	8	0	1	1-0
2014	1-1	2	3	5	0.5-1	0	0	0	0	0	0
Totals	36-14	36	52	88	12.5-55	6.0-42	5	9	0	2	1-0



40

Duke Riley
Linebacker

6-1 • 218 • So. • 1L
Buras, La. (John Curtis HS)



SOPHOMORE SEASON (2014)

Riley posted a career-high tying two tackles versus No. 14 Wisconsin at the AdvoCare Texas Kickoff ... Has seen action in all 14 career games and is a speedy reserve linebacker that has the ability to put pressure on the quarterback and cover receivers down field ... Also a valuable member on LSU's special teams units ...

CAREER HIGHS

Total tackles: 2, 2x (Last: vs. Wisconsin, 2014; First: vs. Arkansas, 2013)
Tackles for loss: 0.5 vs. Auburn, 2013
Sacks: 0

RILEY'S CAREER DEFENSIVE STATS

YEAR	G-GS	UT	AT	TT	TFL	SACKS	PBU	QBH	INT	FF	FR
2013	13-0	1	6	7	0.5-8	0	0	0	0	0	0
2014	1-0	2	0	2	0	0	0	0	0	0	0
Totals	14-0	3	6	9	0.5-8	0	0	0	0	0	0



21

Rashard Robinson
Defensive Back

6-3 • 177 • So. • 1L
Pompano Beach, Fla. (Ely HS)



- 2014 Preseason All-SEC Third Team (Coaches, Media)
- 2013 SEC Co-Freshman of the Week (vs. Texas A&M)

SOPHOMORE SEASON (2014)

Robinson did not play during LSU's 28-24 comeback win over No. 14 Wisconsin at the AdvoCare Texas Kickoff ... Started two of LSU's final three games at cornerback during the 2013 season ... Lengthy cornerback with great speed and an aggressive mindset on the field.

CAREER HIGHS

Total tackles: 3, at Mississippi State, 2013
PBUs: 1, 3x (Last: vs. Iowa, 2014 Outback Bowl; First: at Mississippi State, 2013)
Interceptions: 1, vs. Iowa, 2014 Outback Bowl

ROBINSON'S CAREER DEFENSIVE STATS

YEAR	G-GS	UT	AT	TT	TFL	SACKS	PBU	QBH	INT	FF	FR
2013	12-2	12	4	16	0.5-0	0	3	0	1-0	0	0
2014	0-0	0	0	0	0	0	0	0	0	0	0
Totals	12-2	12	4	16	0.5-0	0	3	0	1-0	0	0



13

Dwayne Thomas
Cornerback

6-0 • 182 • So. • 1L
New Orleans, La. (O.P. Walker HS)



REDSHIRT SOPHOMORE SEASON (2014)

Thomas is a reserve cornerback who has seen a lot of action in LSU's nickel and dime packages ... Also a valuable contributor on special teams ... Racked up a career-high five tackles which included a half stop for loss and one PBU versus No. 14 Wisconsin at the AdvoCare Texas Kickoff.

CAREER HIGHS

Total tackles: 5, vs. Wisconsin, 2014
PBUs: 3, vs. Auburn, 2013
Sacks: 2.0, vs. Furman, 2013
Interceptions: None

THOMAS' CAREER DEFENSIVE STATS

YEAR	G-GS	UT	AT	TT	TFL	SACKS	PBU	QBH	INT	FF	FR
2012	3-0	0	0	0	0	0	0	0	0	0	0
2013	11-0	6	4	10	4.0-24	3.0-23	5	1	0	2	0
2014	1-0	1	4	5	0.5-1	0	1	0	0	0	0
Totals	15-0	7	8	15	4.5-25	3.0-23	6	1	0	2	0



95

Quentin Thomas
Defensive Tackle

6-4 • 303 • Jr. • 1L
Breaux Bridge, La. (Breaux Bridge HS)



JUNIOR SEASON (2014)

Thomas picked up one tackle and started at right defensive tackle against No. 14 Wisconsin during the AdvoCare Texas Kickoff ... Has started in LSU's last two games after he served as backup behind Ego Ferguson for a majority of the 2013 season.

CAREER HIGHS

Total tackles: 4 vs. UAB, 2013
Sacks: 0
Tackles for loss: 0.5 vs. Furman, 2013

THOMAS' CAREER DEFENSIVE STATS

YEAR	G-GS	UT	AT	TT	TFL	SACKS	PBU	QBH	INT	FF	FR
2012	3-0	0	1	1	0	0	0	0	0	0	0
2013	11-1	3	6	9	0.5-3	0	2	0	0	0	1-0
2014	1-1	0	1	1	0	0	0	0	0	0	0
Totals	15-2	3	8	11	0.5-3	0	2	0	0	0	1-0



31

D.J. Welter
Linebacker

6-1 • 235 • Sr. • 1L
Crowley, La. (Notre Dame HS)



SENIOR SEASON (2013)

Welter notched five tackles and one PBU as LSU's starting MIKE linebacker against No. 14 Wisconsin at the AdvoCare Texas Kickoff ... His PBU came on Wisconsin's final offense play on 3rd and 12 during the 4th quarter ... LSU's defense held the Badgers to 32 total yards on 19 plays over the final 27:24 of the contest as the Tigers erased a 17-point deficit ... Solid linebacker who has good instincts and has started 14 consecutive games at the MIKE position dating back to the 2013 season opener versus No. 20 TCU.

CAREER HIGHS

Total tackles: 11 vs. Auburn, 2013
Tackles for loss: 1.0, 2x (Last: vs. Auburn, 2013; First: vs. Kent State, 2013)
Sacks: 1.0, 2x, (Last: vs. Iowa, 2014 Outback Bowl; First: Kent State, 2013)

WELTER'S CAREER DEFENSIVE STATS

YEAR	G-GS	UT	AT	TT	TFL	SACKS	PBU	QBH	INT	FF	FR
2011	7-0	1	4	5	0	0	0	0	0	0	0
2012	1-0	0	2	2	0	0	0	0	0	0	0
2013	13-13	25	55	80	4.0-11	2.0-8	1	3	0	0	0
2014	1-1	1	4	5	0	0	1	0	0	0	0
Totals	22-14	27	65	92	4.0-11	2.0-8	2	3	0	0	0



16

Tre'Davious White
Defensive Back

5-11 • 191 • So. • 1L
Shreveport, La. (Green Oaks HS)



- 2014 Preseason All-SEC Second Team (Coaches)
- 2014 Thorpe Award Watch List
- 2014 Sports Illustrated Preseason All-America Second Team
- 2014 Athlon Sports Preseason All-America Third Team
- 2013 All-SEC Freshman Team (Coaches)

SOPHOMORE SEASON (2013)

White started at right cornerback and totaled three tackles along with a PBU versus No. 14 Wisconsin during the AdvoCare Texas Kickoff ... Has started 12 straight games at cornerback dating back to the Kent State game on Sept. 14, 2013 ... Served as LSU's punt returner and garnered 16 yards on three returns with a long of nine against No. 14 Wisconsin.

CAREER HIGHS

Total tackles: 8, vs. Arkansas, 2013
PBUs: 2, 2x (Last: at Ole Miss, 2013; First: at Mississippi State, 2013)
Interceptions: 1, 2x (Last: vs. Iowa, 2014 Outback Bowl; First: at Mississippi State, 2013)

WHITE'S CAREER DEFENSIVE STATS

YEAR	G-GS	UT	AT	TT	TFL	SACKS	PBU	QBH	INT	FF	FR
2013	13-11	39	16	55	2.5-3	0	7	0	2-40	1	0
2014	1-1	2	1	3	0	0	1	0	0	0	0
Totals	14-12	41	17	58	2.5-3	0	7	0	2-40	1	0

BY THE NUMBERS

102,321

new stadium capacity after the south end zone project finished in summer of 2014

93,374

largest crowd in Tiger Stadium history (lost to #1 Alabama, 21-17, on Nov. 3, 2012)

1,500

old dorm rooms below the east and west stands

.727

winning percentage after 560 home games (398-144-18)

89

89-yard punt return by Billy Cannon 50 years ago to beat Ole Miss on Halloween Night in 1959

91st

year of LSU football in Tiger Stadium dating back to 1924

85

times the crowd has exceeded 90,000 for a game

428

windows replaced on the North End of the stadium prior to the 2012 season

65-6

Saturday night record since 2000

57-7

home record under head coach Les Miles

15

undefeated home seasons, including four under Les Miles

9

trips by the "ESPN College GameDay" crew

6th

largest on-campus stadium in the nation (102,321)

7

times named the toughest place in the nation to play a road game by national media outlets

1

win over a No. 1 ranked team (def. Florida, 28-21, in 1997)

Tiger Stadium

COLLEGE FOOTBALL'S ULTIMATE SETTING



“THE SCARIEST PLACE TO PLAY IN AMERICA”

- ESPN.COM, ESPN COLLEGE FOOTBALL LIVE

Notables

- LSU began playing football in Tiger Stadium in 1924 and is currently in its 91st year in the venerable stadium. This season marks the 84th year LSU has played under the lights in Death Valley. The Tigers defeated Spring Hill, 35-0, on Oct. 3, 1931 in the first night game in the stadium's history.
- Head coach **Les Miles** is 40-2 in Saturday Night home games. The only losses were to top-ranked teams -- No. 1 Florida on Oct. 10, 2009 and No. 1 Alabama on Nov. 3, 2012. LSU's last non-conference home loss was to UAB on Sept. 23, 2000.
- Since national attendance figures began being kept in 1957, LSU has finished in the nation's top 10 in average attendance in 50 of the past 57 seasons.
- Since 1960, LSU owns a stellar 231-61-4 (.787) record in traditional Tiger Stadium night games. The Tigers are 29-26-3 (.526) at home during the day in that span.
- LSU has won 37 consecutive home games over non-conference opponents. **Les Miles** is 28-0 in non-conference home games.

Quotables

“I'm not sure what it was like to walk into the Coliseum, but I bet it was something like this. The best place in the world to watch a sporting event.”

- **Wright Thompson, ESPN Senior Writer**

“Dark. That combined with Tiger Stadium on a Saturday night is something loud, strange and holy. There is noise everywhere in stadiums from Eugene to Tuscaloosa. Only in Baton Rouge is there a living, breathing lurking in its grand, old stadium.”

- **Dennis Dodd, CBSSports.com**

“Best stadium -- Tiger Stadium, LSU. The pregame festivities, the deafening noise -- there's no other place like it.”

- **Matt Hayes, Sporting News**

“Death Valley is the pound-for-pound king of noise in college football. The place is just mind-numbingly loud for a ridiculous amount of time.”

- **Bruce Feldman, CBSSports.com**

“For three hours on Saturday night, I don't know that there has ever been an atmosphere in sports that I've been a part of that was as memorable to me. When you're there, you don't want to miss anything.”

- **Scott Van Pelt, ESPN**

LSU Tigers Depth Chart (Based on Game 1 Starters)

OFFENSE

X	8	Trey Quinn	6-0	194	Fr.-HS
	1	Quantavius Leslie	6-4	179	Sr.-SQ
	2	Avery Peterson	6-2	200	Fr.-RS
	15	Malachi Dupre	6-3	187	Fr.-HS
LT	70	La'el Collins	6-5	321	Sr.-2L
	71	Jonah Austin	6-6	330	Jr.-1L
LG	74	Vadal Alexander	6-6	340	Jr.-2L
	63	K.J. Malone	6-3	289	Fr.-RS
	78	Garrett Brumfield	6-4	309	Fr.-HS
C	77	Ethan Pocic	6-7	301	So.-1L
	55	Elliott Porter	6-4	297	Sr.-2L
	72	Andy Dodd	6-4	336	Fr.-RS
RG -or-	69	Hoko Fanaika	6-6	330	Sr.-1L
	75	Evan Washington	6-6	334	Sr.-1L
	64	William Clapp	6-5	295	Fr.-HS
RT	65	Jerald Hawkins	6-6	309	So.-1L
	76	Josh Boutte	6-5	340	So.-SQ
TE -or- -or-	85	Dillon Gordon	6-4	295	Jr.-2L
	89	DeSean Smith	6-5	242	So.-1L
	41	Travis Dickson	6-3	237	Sr.-2L
	84	Logan Stokes	6-5	255	Sr.-1L
Z	83	Travin Dural	6-2	192	So.-1L
	9	John Diarse	6-0	210	Fr.-RS
	87	Kevin Spears	6-3	195	Fr.-RS
	82	D.J. Chark	6-2	184	Fr.-HS
QB -or-	10	Anthony Jennings	6-2	216	So.-1L
	6	Brandon Harris	6-3	188	Fr.-HS
RB -or-	27	Kenny Hilliard	6-0	232	Sr.-3L
	18	Terrence Magee	5-9	217	Sr.-2L
	7	Leonard Fournette	6-1	230	Fr.-HS
	34	Darrel Williams	6-0	230	Fr.-HS
FB	43	Connor Neighbors	5-11	229	Sr.-2L
	49	Melvin Jones	6-2	258	So.-1L

DEFENSE

DE	94	Danielle Hunter	6-6	240	Jr.-2L
	98	Deondre Clark	6-3	244	Fr.-HS
	58	Sione Teuhema	6-4	232	Fr.-HS
DT	95	Quentin Thomas	6-4	303	Jr.-1L
	97	Frank Herron	6-4	278	Fr.-RS
	99	Greg Gilmore	6-5	305	Fr.-RS
DT	91	Christian LaCouture	6-5	300	So.-1L
	57	Davon Godchaux	6-4	298	Fr.-HS
	92	Lewis Neal	6-1	255	So.-1L
	90	Maquedius Bain	6-4	299	Fr.-RS
DE	59	Jermauria Rasco	6-3	247	Sr.-3L
	46	Tashawn Bower	6-5	237	So.-1L
	54	Justin Maclin	6-4	240	Sr.-SQ
	93	M.J. Patterson	6-3	231	Fr.-RS
Sam	23	Lamar Louis	6-0	229	Jr.-2L
	40	Duke Riley	6-1	218	So.-1L
	48	Donnie Alexander	6-1	201	Fr.-HS
Mike	31	D.J. Welter	6-1	235	Sr.-1L
	52	Kendell Beckwith	6-2	245	So.-1L
	3	Clifton Garrett	6-2	242	Fr.-HS
Will	4	Kwon Alexander	6-2	227	Jr.-2L
	45	Deion Jones	6-1	220	Jr.-2L
	22	Ronnie Feist	6-1	224	Jr.-1L
CB	32	Jalen Collins	6-2	198	Jr.-2L
	21	Rashard Robinson	6-3	177	So.-1L
	24	Ed Paris	6-1	208	Fr.-HS
S	28	Jalen Mills	6-0	194	Jr.-2L
	29	Rickey Jefferson	6-0	204	So.-1L
	12	Corey Thompson	6-2	218	Jr.-2L
S	35	Devin Voorhies	6-2	208	Fr.-HS
	26	Ronald Martin	6-2	220	Sr.-3L
	13	Dwayne Thomas	6-0	182	So.-1L
S	33	Jamal Adams	6-0	206	Fr.-HS
	16	Tre'Davious White	5-11	191	So.-1L
CB	13	Dwayne Thomas	6-0	182	So.-1L
	39	Russell Gage	6-0	180	Fr.-HS

PRONUNCIATIONS

Players		
74	Vadal Alexander	OG
	vuh-Dall	
90	Maquedius Bain	DT
	muh-Quay-dee-us	
70	La'el Collins	OT
	Lah-ell	
42	Colby Delahoussaye	PK
	Dell-uh-hoos-ee	
9	John Diarse	WR
	Dee-arse	
14	Trent Domingue	PK
	Doe-mang	
15	Malachi Dupre	WR
	Mal-uh-kye Doo-ree	
83	Travin Dural	WR
	Tray-vin	
69	Hoko Fanaika	OG
	Hoe-koe fuh-Nye-kuh	
57	Davon Godchaux	DT
	duh-Vahn God-chaw	
94	Danielle Hunter	DE
	duh-NEEL	
91	Christian LaCouture	DT
	Lock-uh-chur	
15	Quantavius Leslie	WR
	Owan-tay-vee-us	
77	Ethan Pocic	C
	Poe-sick	
59	Jermauria Rasco	DE
	Jer-maw-ree-A	
58	Sione Teuhema	DE
	See-oh-nee Tuh-hoo-muh	
Coaches		
	Bradley Dale Peveto	ST
	Pea-vuh-toe	

SPECIAL TEAMS

PK	42	Colby Delahoussaye	5-10	176	So.-1L
	14	Trent Domingue	6-1	170	So.-SQ
KO -or-	36	Cameron Gamble	5-11	190	Fr.-HS
	14	Trent Domingue	6-1	170	So.-SQ
PR	16	Tre'Davious White	5-11	191	So.-1L
HOLD	16	Brad Kragthorpe	6-0	200	Jr.-SQ
	13	Chris LaBorde	6-0	191	Jr.-SQ
KOR	7	Leonard Fournette	6-1	230	Fr.-HS
	18	Terrence Magee	5-9	217	Sr.-2L
P	38	Jamie Keehn	6-4	220	Jr.-2L
	14	Trent Domingue	6-1	170	So.-SQ
SNP	50	Reid Ferguson	6-2	236	Jr.-2L
	53	Logan Boudreaux	5-11	218	Jr.-SQ

LOCATION OF COACHES

On The Field	
Les Miles, head coach	
Frank Wilson, running backs	
Steve Ensminger, tight ends	
Brick Haley, defensive line	
Adam Henry, wide receivers	
Bradley Dale Peveto, special teams	
Corey Raymond, defensive backs	
Jeff Grimes, offensive line	
In The Press Box	
John Chavis, defensive coordinator	
Cam Cameron, offensive coordinator	

CAREER STARTS/GAME-BY-GAME STARTERS

				FB Neighbors 8		TB Hilliard 2						
						QB Jennings 2						
WR Dural 1												WR Quinn 1
	TE Gordon 13 Stokes 2 Dickson 2	RT Hawkins 13 V. Alexander 9 Washington 1	RG Fanaika 1	C Porter 13 Pocic 2	LG V. Alexander 14 L. Collins 13	LT L. Collins 13 Hawkins 1						
LCB Mills 24 Robinson 2 J. Collins 1		LE Rasco 14	LT LaCouture 1	RT Q. Thomas 2	RE Hunter 11							RCB White 12 J. Collins 2
	Sam K. Alexander 11 Louis 6			Mike Welter 14	Will K. Alexander 1							Dime
	Nickel J. Collins 1 Mills 1		SS Thompson 2 Martin 2		FS Martin 7 Thompson 3 Mills 2 Jefferson 1							

OFFENSIVE GAME-BY-GAME STARTERS

Game	X	Z	LT	LG	C	RG	RT	TE	FB	TB	QB
vs. Wisconsin	Quinn	Dural	L. Collins	V. Alexander	Pocic	Fanaika	Hawkins	Gordon	Neighbors	Hilliard	Jennings
Sam Houston State											
UL-Monroe											
Mississippi State											
New Mexico State											
at Auburn											
at Florida											
Kentucky											
Ole Miss											
Alabama											
at Arkansas											
at Texas A&M											

DEFENSIVE GAME-BY-GAME STARTERS

Game	LE	LT	RT	RE	WILL	MIKE	SAM	LCB	RCB	SS	FS
vs. Wisconsin	Rasco	LaCouture	Q. Thomas	Hunter	K. Alexander	Welter	Louis	J. Collins	White	Martin	Mills
Sam Houston State											
UL-Monroe											
Mississippi State											
New Mexico State											
at Auburn											
at Florida											
Kentucky											
Ole Miss											
Alabama											
at Arkansas											
at Texas A&M											

THE LAST TIME LSU ... (ALL GAMES)

Scoring

Scored 30 or more points	31 vs. Arkansas (11/29/13)
Scored 40 or more points	48 vs. Furman (10/26/13)
Scored 50 or more points	59 at Mississippi State (10/05/13)
Scored 60 or more points	63 vs. Idaho (09/15/12)
Scored 70 or more points	70 vs. Arkansas State (10/12/90)

Total Offense

Had more than 400 total yards	470 vs. Arkansas (11/29/13)
Had more than 450 total yards	470 vs. Arkansas (11/29/13)
Had more than 500 total yards	517 vs. Texas A&M (11/23/13)
Had more than 550 total yards.....	672 vs. Furman (10/26/13)
Had more than 600 total yards	672 vs. Furman (10/26/13)
Had more than 650 total yards	672 vs. Furman (10/26/13)
Had more than 700 total yards	746 vs. Rice (09/24/77)

Rushing Offense

Rushed for 150 or more yards	220 vs. Iowa (01/01/14 - Outback Bowl)
Rushed for 200 or more yards	220 vs. Iowa (01/01/14 - Outback Bowl)
Rushed for 250 or more yards	324 vs. Texas A&M (11/23/13)
Rushed for 300 or more yards.....	324 vs. Texas A&M (11/23/13)
Rushed for 350 or more yards	353 at Ole Miss (11/19/11)
Rushed for 400 or more yards	400 vs. Kentucky (11/01/97)
Rushed for 425 or more yards	433 vs. Houston (09/07/96)
Rushed for 500 or more yards	503 vs. Oregon (10/22/77)

Passing Offense

Passed for 250 or more yards	340 vs. Furman (10/26/13)
Passed for 300 or more yards	340 vs. Furman (10/26/13)
Passed for 350 or more yards	372 at Georgia (09/28/13)
Passed for 400 or more yards.....	444 vs. Illinois (01/01/02 - Sugar Bowl)
Passed for 450 or more yards	528 at Alabama (11/03/01)
Passed for 500 or more yards	528 at Alabama (11/03/01)

Scoring Defense

Allowed 0 points	0 vs. Louisiana-Monroe (11/13/10)
Allowed 3 or fewer points.....	3 vs. Washington (09/08/12)
Allowed 7 or fewer points.....	6 vs. Florida (10/12/13)
Allowed 10 or fewer points.....	10 vs. Texas A&M (11/23/13)
Allowed 14 or fewer points	14 vs. Iowa (01/01/14 - Outback Bowl)

Total Defense

Allowed fewer than 75 total yards	70 vs. Louisiana-Lafayette (10/05/02)
Allowed fewer than 100 total yards.....	95 vs. Northwestern State (09/10/11)
Allowed fewer than 125 total yards	95 vs. Northwestern State (09/10/11)
Allowed fewer than 150 total yards	95 vs. Northwestern State (09/10/11)
Allowed fewer than 175 total yards	155 vs. Kentucky (10/01/11)
Allowed fewer than 200 total yards	198 vs. Furman (10/26/13)
Allowed fewer than 225 total yards	198 vs. Furman (10/26/13)
Allowed fewer than 250 total yards.....	233 vs. Iowa (1/1/14 - Outback Bowl)
Allowed fewer than 275 total yards	233 vs. Iowa (1/1/14 - Outback Bowl)
Allowed fewer than 300 total yards.....	233 vs. Iowa (1/1/14 - Outback Bowl)

Rushing Defense

Allowed 0 or fewer yards	-4 vs. Northwestern State (09/10/11)
Allowed 10 or fewer yards	-4 vs. Northwestern State (09/10/11)
Allowed 20 or fewer yards	-4 vs. Northwestern State (09/10/11)
Allowed 30 or fewer yards	26 vs. Washington (09/08/12)
Allowed 40 or fewer yards	34 vs. South Carolina (10/13/12)
Allowed 50 or fewer yards	47 vs. Mississippi State (11/10/12)
Allowed 60 or fewer yards	58 vs. Kent State (09/14/13)
Allowed 70 or fewer yards	58 vs. Kent State (09/14/13)
Allowed 80 or fewer yards	76 vs. Iowa (1/1/14 - Outback Bowl)
Allowed 90 or fewer yards	76 vs. Iowa (1/1/14 - Outback Bowl)
Allowed 100 or fewer yards	76 vs. Iowa (1/1/14 - Outback Bowl)

THE LAST TIME LSU ... (ALL GAMES)

Passing Defense

Allowed 0 passing yards	0 vs. Alabama (11/06/71)
Allowed 50 or fewer yards	50 vs. Wisconsin (8/30/14)
Allowed 100 or fewer yards	50 vs. Wisconsin (8/30/14)
Allowed 150 or fewer yards	50 vs. Wisconsin (8/30/14)
Allowed 175 or fewer yards.....	50 vs. Wisconsin (8/30/14)
Allowed 200 or fewer yards	50 vs. Wisconsin (8/30/14)

Individual Rushing

Had a player rush for 100 or more yards	110 by Kenny Hilliard vs. Wisconsin (8/30/14)
Had a player rush for 150 or more yards	216 by Jeremy Hill vs. Iowa (1/1/14 - Outback Bowl)
Had a player rush for 200 or more yards.....	216 by Jeremy Hill vs. Iowa (1/1/14 - Outback Bowl)
Had a player rush for 225 or more yards	250 by Alley Broussard vs. Ole Miss (11/20/04)
Had a player rush for 2 or more TDs	2 by Jeremy Hill vs. Iowa (1/1/14 - Outback Bowl)
Had a player rush for 3 or more TDs	3 by Kenny Hilliard at Mississippi State (10/05/13)
Had a player rush for 4 or more TDs	4 by Domanick Davis vs. Illinois (01/01/02 - Sugar Bowl)
Had a player rush for 5 or more TDs	5 by Kevin Faulk at Kentucky (11/01/97)

Individual Passing

Had a player pass for 200 or more yards.....	239 by Anthony Jennings vs. Wisconsin (8/30/14)
Had a player pass for 250 or more yards	328 by Zach Mettenberger vs. Furman (10/26/13)
Had a player pass for 300 or more yards.....	328 by Zach Mettenberger vs. Furman (10/26/13)
Had a player pass for 350 or more yards	372 by Zach Mettenberger at Georgia (09/28/13)
Had a player pass for 400 or more yards	444 by Rohan Davey vs. Illinois (01/01/02 - Sugar Bowl)
Had a player pass for 450 or more yards.....	528 by Rohan Davey at Alabama (11/03/01)
Had a player pass for 500 or more yards	528 by Rohan Davey at Alabama (11/03/01)
Had a player pass for 2 or more TDs	2 by Anthony Jennings vs. Wisconsin (8/30/14)
Had a player pass for 3 or more TDs	3 by Zach Mettenberger vs. Furman (10/26/13)
Had a player pass for 4 or more TDs.....	5 by Zach Mettenberger vs. UAB (09/07/13) - school record
Had a player complete 20 passes.....	25 by Zach Mettenberger at Mississippi State (10/05/13)
Had a player complete 25 passes	25 by Zach Mettenberger at Mississippi State (10/05/13)
Had a player complete 30 passes.....	31 by Rohan Davey vs. Illinois (01/01/02 - Sugar Bowl)
Had a player complete 35 passes	35 by Rohan Davey at Alabama (11/03/02)
Had a player complete 15 straight passes	17 by Rohan Davey vs. Arkansas-6 (11/26/99), vs. Western Carolina-11 (09/02/00)
.....	17 by Matt Mauck vs. Arizona-11 (09/06/03), vs. Western Illinois-6 (09/13/03)
Had a player throw 30 passes.....	33 by Zach Mettenberger at Ole Miss (10/19/13)
Had a player throw 35 passes.....	37 by Zach Mettenberger at Georgia (09/28/13)
Had a player throw 40 passes	47 by Matt Flynn vs. Arkansas (11/23/07)
Had a player throw 45 passes	47 by Matt Flynn vs. Arkansas (11/23/07)
Had a player throw 50 passes	53 by Rohan Davey vs. Illinois (01/01/02 - Sugar Bowl)

Individual Receiving

Had a player with 9 or more receptions in a game	9 by Odell Beckham Jr. at Mississippi State (10/05/13)
Had a player with 10 or more receptions in a game.....	10 by Jarvis Landry at Georgia (09/28/13)
Had a player with 11 or more receptions in a game	12 by Brandon LaFell vs. Troy (11/15/08)
Had a player with 12 or more receptions in a game	12 by Brandon LaFell vs. Troy (11/15/08)
Had a player with 13 or more receptions in a game	14 by Josh Reed vs. Illinois (01/01/02 - Sugar Bowl)
Had a player with 14 or more receptions in a game	14 by Josh Reed vs. Illinois (01/01/02 - Sugar Bowl)
Had a player with 15 or more receptions in a game	19 by Josh Reed at Alabama (11/03/01)
Had a player receive 100 or more yards.....	151 by Travin Dural vs. Wisconsin (8/30/14)
Had a player receive 150 or more yards	151 by Travin Dural vs. Wisconsin (8/30/14)
Had a player receive 200 or more yards	204 by Odell Beckham Jr. vs. Furman (10/26/13)
Had a player receive 250 or more yards.....	293 by Josh Reed at Alabama (11/03/01)
Had a player receive for 2 or more TDs	2 by Jarvis Landry vs. Texas A&M (11/23/13)
Had a player receive for 3 or more TDs	3 by Odell Beckham, Jr. vs. UAB (09/07/13)
Had a player receive for 4 or more TDs	4 by Tony Moss vs. Ohio University (09/30/89)
Had a player receive for 5 or more TDs	5 by Carlos Carson vs. Rice (09/24/77)

THE LAST TIME LSU ... (ALL GAMES)

Games against Ranked Teams

Beat a top 25 team	#14 Wisconsin, 28-24, in AdvoCare Texas Kickoff in Houston, Texas (8/30/14)
Beat a top 10 team	#9/10 Texas A&M, 34-10, in Baton Rouge (11/23/13)
Beat a top 5 team	#3 South Carolina, 23-21, in Baton Rouge (10/13/12)
Beat an FBS No. 1 team (AP or Coaches Poll)	#1 Ohio State, 38-24 (01/07/08 - BCS Championship Game)
Beat an FBS No. 1 team (AP or Coaches Poll) at home	#1 Florida, 28-21 (10/11/97)
Beat a ranked opponent at home	#9/10 Texas A&M, 34-10, in Baton Rouge (11/23/13)
Beat a ranked opponent on the road	#20/19 Texas A&M, 24-19, in College Station, Texas (10/20/12)
Beat a ranked opponent at a neutral site	#14 Wisconsin, 28-24, in AdvoCare Texas Kickoff in Houston, Texas (8/30/14)
Beat back-to-back ranked opponents	#3 South Carolina, 23-21, in Baton Rouge (10/13/12) & #20/19 Texas A&M, 24-19, in College Station (10/20/12)
Beat a ranked team in three straight games	11/23/01 - 01/01/02 vs. #22 Arkansas, #24 Auburn, #2 Tennessee (SEC CG), #7 Illinois (Sugar Bowl)
Beat a ranked team in four straight games	11/23/01 - 01/01/02 vs. #22 Arkansas, #24 Auburn, #2 Tennessee (SEC CG), #7 Illinois (Sugar Bowl)
Lost to a ranked opponent at home	#1 Alabama, 21-17 (11/03/12)
Lost to a ranked opponent on the road	#1 Alabama, 38-17, in Tuscaloosa, Ala. (11/09/13)
Lost to a ranked opponent at a neutral site	#14 Clemson, 25-24, in Chick-fil-A Bowl (12/31/12)
Lost to an unranked opponent at home	Ole Miss, 31-13 (11/22/08)
Lost to an unranked opponent on the road	at Ole Miss, 27-24 (10/19/13)

Special Situations

Won on the last play of the game	at #2 Alabama (9-6, 11/05/11); Drew Alleman 25-yard field goal in overtime
Lost on the last play of the game	#14 Clemson, 25-24, in Chick-fil-A Bowl (12/31/12); field goal as time expired
Came back and won from 10 or more down in 4th quarter	vs. #14 Wisconsin, 28-24 (8/30/14); down 24-13 entering 4th quarter
Lost when leading by 10 or more in 4th quarter	#14 Clemson, 25-24 in Chick-fil-A Bowl (12/31/12); led 24-13 entering fourth quarter
Lost when leading by 20 points or more	Tennessee, 30-27 OT (09/26/05); led 21-0 at halftime
Scored on the first play from scrimmage	Jordan Jefferson, 83-yard run vs. Tennessee (10/02/10)
A QB caught a pass on a designed play	Matt Flynn (35-yards from WR Early Doucet) at Alabama (11/03/07)
A RB threw a TD pass on a designated play	Spencer Ware (39 yards to Rueben Randle for a TD) at Auburn (10/23/10)
Had two RB rush for at least 100 yards each	Jeremy Hill (143 yds) and Terrence Magee (108 yds) vs. Furman (10/25/13)

Returns/Special Teams/Defense

Returned a KO for a TD	Morris Claiborne, 99 yards at West Virginia (09/24/11)
Returned a Punt for a TD	Odell Beckham, Jr. 89 yards vs. Ole Miss (11/17/12)
Returned an INT for a TD	Ronald Martin (45 yards) & Lavar Edwards (23 yards) vs. Idaho (09/15/12)
Returned 2 INTs for TDs	Ronald Martin (45 yards) & Lavar Edwards (23 yards) vs. Idaho (09/15/12)
Returned 3 INTs for TDs	3 vs. Arkansas State (C. Raymond, D. Walkup, C. Buckels) (10/12/91)
Recovered a fumble in endzone for a TD	Kevin Minter at Ole Miss (11/19/11)
Returned a fumble for a TD	Tyrann Mathieu, 23-yard fumble return and recovery vs. Kentucky (10/01/11)
Scored two defensive TDs in a game	2 vs. UL-Monroe (R. Brooks, INT; L. Edwards, FUM) (11/13/10)
Faked a field goal for a touchdown	Colt David (kicker), 15-yard run (09/22/07 vs. South Carolina)
Faked a punt for a first down	Kendell Beckwith, 5-yard run in third quarter vs. Wisconsin (8/30/14)
Faked a field goal for a first down	Josh Jasper, 5-yard run in 4th quarter (10/09/10 at Florida)
A player kicked the PAT after scoring the TD	Colt David vs. South Carolina (09/22/07)
Blocked a FG	Ego Ferguson, 29 yard Andrew Ritter attempt in fourth quarter at Ole Miss (10/19/13)
Returned a blocked FG for a TD	Patrick Peterson, 53 yards on the block of Ole Miss' 47-yard FG attempt (11/21/09)
Blocked a PAT (kick)	Mark Roman, attempt by Seth Hanson (10/17/98 vs. Kentucky)
Returned a PAT for a Defensive Extra Point	Mark Roman, kick attempt by Seth Hanson (10/17/98 vs. Kentucky)
Blocked a punt	Daniel Graff vs. Tulane (10/31/09)
Blocked a punt for a safety	Jarvis Green, on an Andy Smith punt (10/16/99 at Kentucky)
Returned a blocked punt for TD	Craig Steltz, 29 yard, off Jacob Hester's block at Arizona State (09/10/05)
Recovered an onside kick	at Ole Miss (11/21/09); recovered by Brandon LaFell with 1:16 left in fourth quarter
Recovered an onside kick to start the game	vs. Auburn (12/01/01)
Recorded a Safety (Team)	vs. North Carolina (09/04/10); ball rolled out of endzone on punt attempt
Recorded a Safety (Individual tackle)	Sam Montgomery at Auburn (09/22/12)
Recorded six interceptions	6 at Mississippi State (08/30/07)
Had a player record three interceptions	3 by Craig Steltz at Mississippi State (8/30/07)
Had a player record 15 tackles	19 by Kevin Minter vs. Clemson in Chick-fil-A Bowl (12/31/12)
Had six sacks as a team	6 vs. Auburn (10/22/11)

Opponent Returns/Special Teams

Returned a KO for a TD	B.J. Catolon of TCU, 100 yards in second quarter of Cowboys Classic (08/31/13)
Returned a Punt for a TD	Marshay Green, 44 yards (11/17/07 at Ole Miss)
Returned an INT for a TD	Reggie Thomas of Furman, 74 yards on Zach Mettenberger (10/26/13)
Returned 3 INTs for TDs	3 by Alvis, Smith, Robinson (09/17/94 at Auburn)
Recovered a fumble in endzone for a TD	Chris Shelling (09/17/94 at Auburn)
Returned a fumble for a TD	Alonzo Highmith of Arkansas, 47 yards in first quarter (11/25/11 in Baton Rouge)
Blocked a FG	at Alabama (11/05/11)
Blocked a punt	Florida (10/08/11) in fourth quarter
Blocked two punts	2 at Virginia Tech (9/01/02)
Blocked a punt for a safety	blocked Donnie Jones (09/01/02 at Virginia Tech)
Recorded a Safety (Team)	vs. Western Kentucky (11/12/11)
Blocked a PAT (kick)	Ole Miss (11/18/06)
Returned a PAT for a Defensive Extra Point	Eric Kelly, off bad snap (10/17/98 vs. Kentucky)
Faked a field goal for a TD	Damon Duval, 1 yard run (09/18/99 vs. Auburn)
Recovered an onside kick	Auburn (09/21/13)

TURNOVERS

Opponent	Forced by LSU					Forced By Opponent			
	Fum	Int	Tot	Pts Off	Margin	Fum	Int	Tot	Pts Off
vs. Wisconsin	0	2	2	8	+1	1	0	1	7
Sam Houston State									
Louisiana-Monroe									
Mississippi State									
New Mexico State									
at Auburn									
at Florida									
Kentucky									
Ole Miss									
Alabama									
at Arkansas									
at Texas A&M									
TOTALS	0	2	2	8	+1	1	0	1	7

LSU BIG PLAYS

Opponent	Rushing				Passing				Special Teams	
	15+	20+	30+	40+	20+	30+	40+	50+	Block	Ret. TD
vs. Wisconsin	3	1	0	0	4	3	2	1	0	0
Sam Houston State										
Louisiana-Monroe										
Mississippi State										
New Mexico State										
at Auburn										
at Florida										
Kentucky										
Ole Miss										
Alabama										
at Arkansas										
at Texas A&M										
TOTALS	3	1	0	0	4	3	2	1	0	0

OPPONENT BIG PLAYS

Opponent	Rushing				Passing				Special Teams	
	15+	20+	30+	40+	20+	30+	40+	50+	Block	Ret. TD
vs. Wisconsin	4	4	2	2	0	0	0	0	0	0
Sam Houston State										
Louisiana-Monroe										
Mississippi State										
New Mexico State										
at Auburn										
at Florida										
Kentucky										
Ole Miss										
Alabama										
at Arkansas										
at Texas A&M										
TOTALS	4	4	2	2	0	0	0	0	0	0

LSU SCORING DRIVES

OPPONENT	No.	Plays	Yards	Time	For TD	Plays	Yards	Time
vs. Wisconsin	5	6.0	54.4	2:43	3	4.0	64.0	1:38
Sam Houston State								
Louisiana-Monroe								
Mississippi State								
New Mexico State								
at Auburn								
at Florida								
Kentucky								
Ole Miss								
Alabama								
at Arkansas								
at Texas A&M								
TOTALS	5	6.0	54.4	2:43	3	4.0	64.0	1:38

*Does not include overtime drives

FIELD POSITION

Opponent	No. of Drives	LSU		
		Avg. Start	Inside 20	Past 50
vs. Wisconsin	15	32	4	1
Sam Houston State				
Louisiana-Monroe				
Mississippi State				
New Mexico State				
at Auburn				
at Florida				
Kentucky				
Ole Miss				
Alabama				
at Arkansas				
at Texas A&M				
TOTALS	15	32	4	1

* - does not include overtime drives

Opponent	No. of Drives	Opponents		
		Avg. Start	Inside 20	Past 50
vs. Wisconsin	15	24	3	1
Sam Houston State				
Louisiana-Monroe				
Mississippi State				
New Mexico State				
at Auburn				
at Florida				
Kentucky				
Ole Miss				
Alabama				
at Arkansas				
at Texas A&M				
TOTALS	15	24	3	1

* - does not include overtime drives

DRIVE STATISTICS

Opponent	No.	LSU					
		3 & Out	Pct.	Score	Pct.	TD	Pct.
vs. Wisconsin	15	3	20.0	5	33.3	3	20.0
Sam Houston State							
Louisiana-Monroe							
Mississippi State							
New Mexico State							
at Auburn							
at Florida							
Kentucky							
Ole Miss							
Alabama							
at Arkansas							
at Texas A&M							
TOTALS	15	3	20.0	5	33.3	3	20.0

Opponent	No.	Opponents					
		3 & Out	Pct.	Score	Pct.	TD	Pct.
vs. Wisconsin	15	7	46.7	4	26.7	3	20.0
Sam Houston State							
Louisiana-Monroe							
Mississippi State							
New Mexico State							
at Auburn							
at Florida							
Kentucky							
Ole Miss							
Alabama							
at Arkansas							
at Texas A&M							
TOTALS	15	7	46.7	4	26.7	3	20.0

IN THE REDZONE

Opponent	Inside 20		LSU			Score Pct.
	TD	Run/Pass	TD Pct.	FG		
vs. Wisconsin	1	0	3/0	0.0	1	100.0
Sam Houston State						
Louisiana-Monroe						
Mississippi State						
New Mexico State						
at Auburn						
at Florida						
Kentucky						
Ole Miss						
Alabama						
at Arkansas						
at Texas A&M						
TOTALS	1	0	3/0	0.0	1	100.0

Opponent	Inside 20		Opponents			Score Pct.
	TD	Run/Pass	TD Pct.	FG		
vs. Wisconsin	2	2	5/2	100.0	0	100.0
Sam Houston State						
Louisiana-Monroe						
Mississippi State						
New Mexico State						
at Auburn						
at Florida						
Kentucky						
Ole Miss						
Alabama						
at Arkansas						
at Texas A&M						
TOTALS	2	2	5/2	100.0	0	100.0

DRIVE SUPERLATIVES

Longest Drive

No. of Plays	LSU 9 (50 yds, 4:43) vs Wisconsin; results in FG
By No. of Yards	80 (1p, 0:20) vs Wisconsin; results in TD
By Time of Possession	4:43 (9p, 50 yds) vs Wisconsin; results in FG

Opponents

9 by Wisconsin (48 yds, 3:39); results in Punt
76 by Wisconsin (6p, 3:05); results in TD
3:39 by Wisconsin (9p, 48 yards); results in Punt

Shortest Drive

By No. of Plays	LSU 1 (80 yds, 0:20) vs Wisconsin; results in TD
By No. of Yards	1 (3p, 1:32) vs Wisconsin; results in Punt
By Time of Possession	0:20 (1p, 80 yds) vs Wisconsin; results in TD

Opponents

1 (2 yds, 0:21) last by Wisconsin; results in End of Half
2 (2p, 1:04) by Wisconsin; results in Interception
0:21 (1p, 2 yds) last by Wisconsin; results in End of Half

LSU DRIVE CHARTS

vs. Wisconsin

Qtr.	Time	Start	PI-Yds	TOP	Result
1st	15:00	L15	6-16	2:50	Punt
1st	9:05	L27	4-15	1:51	Punt
1st	5:07	L20	1-80	0:20	TOUCHDOWN
1st	3:35	W48	3--1	1:32	Punt
2nd	13:24	L16	3-3	1:06	Punt
2nd	10:35	L29	2-2	0:25	Fumble
2nd	7:36	L29	4-13	1:35	Punt
2nd	4:21	L38	3--9	2:06	Punt
2nd	1:26	L31	4-22	1:05	Punt
3rd	12:24	L37	9-50	4:43	FIELD GOAL
3rd	6:11	L40	9-30	4:00	FIELD GOAL
3rd	0:20	L41	8-59	3:12	TOUCHDOWN
4th	11:04	L47	3-53	1:23	TOUCHDOWN
4th	6:35	L31	6-20	4:12	Punt
4th	1:26	L35	5-7	1:26	End of Half

OPPONENT DRIVE CHARTS

vs. Wisconsin

Qtr.	Time	Start	PI-Yds	TOP	Result
1st	12:10	W24	6-76	3:05	TOUCHDOWN
1st	7:14	W39	6-28	2:07	FIELD GOAL
1st	4:47	W08	3-4	1:12	Punt
1st	2:03	W13	9-48	3:39	Punt
2nd	12:18	W17	3-4	1:43	Punt
2nd	10:10	L31	5-31	2:34	TOUCHDOWN
2nd	6:01	W14	3-4	1:40	Punt
2nd	2:15	W29	3-7	0:49	Punt
2nd	0:21	W08	1--2	0:21	End of Half
3rd	15:00	W25	6-75	2:36	TOUCHDOWN
3rd	7:41	W30	3-5	1:30	Punt
3rd	2:11	W25	3-8	1:51	Punt
4th	12:08	W35	2--2	1:04	Interception
4th	9:41	W25	8-23	3:06	Interception
4th	2:23	W10	3--2	0:57	Punt

LSU SUPERLATIVES

Highs

Points Scored	28 vs. Wisconsin (08/30)
Total Yards	365 vs. Wisconsin (8/30)
Rushing Yards	126 vs. Wisconsin (8/30)
Rushing Attempts	47 vs. Wisconsin (8/30)
Rushing TDs	1 vs. Wisconsin (8/30)
Passing Yards	239 vs. Wisconsin (8/30)
Passes Completed	9 vs. Wisconsin (8/30)
Passes Attempted	21 vs. Wisconsin (8/30)
Passing TDs	2 vs. Wisconsin (8/30)
Passes Intercepted	0 vs. Wisconsin (8/30)
First Downs	17 vs. Wisconsin (8/30)
Penalties	7 vs. Wisconsin (8/30)
Penalty Yards	50 vs. Wisconsin (8/30)
Sacks	0 vs. Wisconsin (8/30)

Lows

Points Scored	28 vs. Wisconsin (8/30)
Total Yards	365 vs. Wisconsin (8/30)
Rushing Yards	126 vs. Wisconsin (8/30)
Rushing Attempts	47 vs. Wisconsin (8/30)
Rushing TDs	1 vs. Wisconsin (8/30)
Passing Yards	239 vs. Wisconsin (8/30)
Passes Completed	9 vs. Wisconsin (8/30)
Passes Attempted	21 vs. Wisconsin (8/30)
Passing TDs	2 vs. Wisconsin (8/30)
Passes Intercepted	0 vs. Wisconsin (8/30)
First Downs	17 vs. Wisconsin (8/30)
Penalties	7 vs. Wisconsin (8/30)
Penalty Yards	50 vs. Wisconsin (8/30)
Sacks	0 vs. Wisconsin (8/30)

Individual

All-Purpose Yds	151 by Travin Dural vs. Wisconsin (8/30)
Rushing Yards	110 by Kenny Hilliard vs. Wisconsin (8/30)
Rushing Carries	18 by Kenny Hilliard vs. Wisconsin (8/30)
Rushing TDs	1 by Kenny Hilliard vs. Wisconsin (8/30)
Longest Rush	28 by Kenny Hilliard vs. Wisconsin (8/30)
Passing Yards	239 by Anthony Jennings vs. Wisconsin (8/30)
Pass Completions	9 by Anthony Jennings vs. Wisconsin (8/30)
Passing Attempts	21 by Anthony Jennings vs. Wisconsin (8/30)
Passes Intercepted	0
Passing TDs	2 by Anthony Jennings vs. Wisconsin (8/30)
Longest Pass	80 by Anthony Jennings vs. Wisconsin (8/30)
Receiving Yards	151 by Travin Dural vs. Wisconsin (8/30)
Receptions	3 by Travin Dural vs. Wisconsin (8/30)
Receiving TDs	1 by Travin Dural, John Diarse vs. Wisconsin (8/30)
Longest Reception	80 by Travin Dural vs. Wisconsin (8/30)
FG's Made	2 by Colby Delahoussaye vs. Wisconsin (8/30)
FG's Attempted	2 by Colby Delahoussaye vs. Wisconsin (8/30)
Longest FG Made	47 by Colby Delahoussaye vs. Wisconsin (8/30)
PAT's	2 by Colby Delahoussaye vs. Wisconsin (8/30)
Punts	8 by Jamie Keehn vs. Wisconsin (8/30)
Punts Average	42.5 by Jamie Keehn vs. Wisconsin (8/30)
Longest Punt	64 by Jamie Keehn vs. Wisconsin (8/30)
Punt Return Yds	16 by Tre'Davius White vs. Wisconsin (8/30)
Longest Punt Ret.	9 by Tre'Davius White vs. Wisconsin (8/30)
KO Return Yards	117 by Leonard Fournette vs. Wisconsin (8/30)
Longest KO Ret.	33 by Leonard Fournette vs. Wisconsin (8/30)
Total Tackles	8 by Kwon Alexander vs. Wisconsin (8/30)
Tackles for Loss	2 by Kwon Alexander vs. Wisconsin (8/30)
Sacks	0
Interceptions	1 by Ronald Martin and Jalen Mills vs. Wisconsin (8/30)
Int. Return Yards	8 by Ronald Martin vs. Wisconsin (8/30)

OPPONENT SUPERLATIVES

Highs

Points Scored	24 by Wisconsin (8/30)
Total Yards	318 by Wisconsin (8/30)
Rushing Yards	268 by Wisconsin (8/30)
Rushing Attempts	39 by Wisconsin (8/30)
Rushing TDs	3 by Wisconsin (8/30)
Passing Yards	50 by Wisconsin (8/30)
Passes Completed	8 by Wisconsin (8/30)
Passes Attempted	24 by Wisconsin (8/30)
Passing TDs	0 by Wisconsin (8/30)
Passes Intercepted	2 by Wisconsin (8/30)
First Downs	14 by Wisconsin (8/30)
Penalties	3 by Wisconsin (8/30)
Penalty Yards	26 by Wisconsin (8/30)
Sacks	3 by Wisconsin (8/30)

Lows

Points Scored	24 by Wisconsin (8/30)
Total Yards	318 by Wisconsin (8/30)
Rushing Yards	268 by Wisconsin (8/30)
Rushing Attempts	39 by Wisconsin (8/30)
Rushing TDs	3 by Wisconsin (8/30)
Passing Yards	50 by Wisconsin (8/30)
Passes Completed	8 by Wisconsin (8/30)
Passes Attempted	24 by Wisconsin (8/30)
Passing TDs	0 by Wisconsin (8/30)
Passes Intercepted	2 by Wisconsin (8/30)
First Downs	14 by Wisconsin (8/30)
Penalties	3 by Wisconsin (8/30)
Penalty Yards	26 by Wisconsin (8/30)
Sacks	3 by Wisconsin (8/30)

Individual

All-Purpose Yds	140 by Melvin Gordon for Wisconsin (8/30)
Rushing Yards	140 by Melvin Gordon for Wisconsin (8/30)
Rushing Carries	16 by Melvin Gordon for Wisconsin (8/30)
Rushing TDs	1 by Gordon, Clement and Love for Wisconsin (8/30)
Longest Rush	63 by Melvin Gordon for Wisconsin (8/30)
Passing Yards	50 by Tanner McEvoy for Wisconsin (8/30)
Pass Completions	8 by Tanner McEvoy for Wisconsin (8/30)
Passing Attempts	24 by Tanner McEvoy for Wisconsin (8/30)
Passes Intercepted	2 by Tanner McEvoy for Wisconsin (8/30)
Passing TDs	0
Longest Pass	14 by Tanner McEvoy for Wisconsin (8/30)
Receiving Yards	33 by Alex Erickson for Wisconsin (8/30)
Receptions	3 by Alex Erickson for Wisconsin (8/30)
Receiving TDs	0
Longest Reception	14 by Alex Erickson for Wisconsin (8/30)
FG's Made	1 by Rafael Gaglianone for Wisconsin (8/30)
FG's Attempted	1 by Rafael Gaglianone for Wisconsin (8/30)
Longest FG Made	51 by Rafael Gaglianone for Wisconsin (8/30)
PAT's	3 by Rafael Gaglianone for Wisconsin (8/30)
Punts	8 by Drew Meyer for Wisconsin (8/30)
Punts Average	37.5 by Drew Meyer for Wisconsin (8/30)
Longest Punt	57 by Drew Meyer for Wisconsin (8/30)
Punt Return Yds	-3 by Kenzel Doe for Wisconsin (8/30)
Longest Punt Ret.	0
KO Return Yards	31 by Kenzel Doe for Wisconsin (8/30)
Longest KO Ret.	25 by Kenzel Doe for Wisconsin (8/30)
Total Tackles	15 by Michael Caputo for Wisconsin (8/30)
Tackles for Loss	2.5 by Marcus Trotter for Wisconsin (8/30)
Sacks	1 by Schobert and Keefer for Wisconsin (8/3)
Interceptions	0
Int. Return Yards	0

Player Game-by-Game Statistics

PASSING

Anthony Jennings	Att	Cmp	Int	Yds	TD	Lng
vs. #14 Wisconsin	21	9	0	239	2	80
Sam Houston State						
Louisiana-Monroe						
Mississippi State						
New Mexico State						
at Auburn						
at Florida						
Kentucky						
Ole Miss						
Alabama						
at Arkansas						
at Texas A&M						
TOTALS	21	9	0	239	2	80

Brandon Harris	Att	Cmp	Int	Yds	TD	Lng
vs. #14 Wisconsin	0	0	0	0	0	0
Sam Houston State						
Louisiana-Monroe						
Mississippi State						
New Mexico State						
at Auburn						
at Florida						
Kentucky						
Ole Miss						
Alabama						
at Arkansas						
at Texas A&M						
TOTALS	0	0	0	0	0	0

RUSHING

Kenny Hilliard	Att	Gn	Ls	Net	TD	Lng
vs. #14 Wisconsin	18	111	1	110	1	28
Sam Houston State						
Louisiana-Monroe						
at Mississippi State						
New Mexico State						
at Auburn						
at Florida						
Kentucky						
Ole Miss						
Alabama						
at Arkansas						
at Texas A&M						
TOTALS	18	111	1	110	1	28

Leonard Fournette	Att	Gn	Ls	Net	TD	Lng
vs. #14 Wisconsin	8	21	3	18	0	5
Sam Houston State						
Louisiana-Monroe						
at Mississippi State						
New Mexico State						
at Auburn						
at Florida						
Kentucky						
Ole Miss						
Alabama						
at Arkansas						
at Texas A&M						
TOTALS	8	21	3	18	0	5

Terrence Magee	Att	Gn	Ls	Net	TD	Lng
vs. #14 Wisconsin	6	9	1	8	0	4
Sam Houston State						
Louisiana-Monroe						
at Mississippi State						
New Mexico State						
at Auburn						
at Florida						
Kentucky						
Ole Miss						
Alabama						
at Arkansas						
at Texas A&M						
TOTALS	6	9	1	8	0	4

Anthony Jennings	Att	Gn	Ls	Net	TD	Lng
vs. #14 Wisconsin	9	19	21	-2	0	7
Sam Houston State						
Louisiana-Monroe						
at Mississippi State						
New Mexico State						
at Auburn						
at Florida						
Kentucky						
Ole Miss						
Alabama						
at Arkansas						
at Texas A&M						
TOTALS	9	19	21	-2	0	7

Brandon Harris	Att	Gn	Ls	Net	TD	Lng
vs. #14 Wisconsin	2	0	11	-11	0	0
Sam Houston State						
Louisiana-Monroe						
at Mississippi State						
New Mexico State						
at Auburn						
at Florida						
Kentucky						
Ole Miss						
Alabama						
at Arkansas						
at Texas A&M						
TOTALS	2	0	11	-11	0	0

Trey Quinn	Att	Gn	Ls	Net	TD	Lng
vs. #14 Wisconsin	1	2	0	2	0	2
Sam Houston State						
Louisiana-Monroe						
at Mississippi State						
New Mexico State						
at Auburn						
at Florida						
Kentucky						
Ole Miss						
Alabama						
at Arkansas						
at Texas A&M						
TOTALS	1	2	0	2	0	2

Player Game-by-Game Statistics

RECEIVING

Travin Dural	Rec	Yds	TD	Lng
vs. #14 Wisconsin	3	151	1	80
Sam Houston State				
Louisiana-Monroe				
Mississippi State				
New Mexico State				
at Auburn				
at Florida				
Kentucky				
Ole Miss				
Alabama				
at Arkansas				
at Texas A&M				
TOTALS	3	151	1	80

John Diarse	Rec	Yds	TD	Lng
vs. #14 Wisconsin	2	48	1	36
Sam Houston State				
Louisiana-Monroe				
Mississippi State				
New Mexico State				
at Auburn				
at Florida				
Kentucky				
Ole Miss				
Alabama				
at Arkansas				
at Texas A&M				
TOTALS	2	48	1	36

Kenny Hilliard	Rec	Yds	TD	Lng
vs. #14 Wisconsin	2	22	0	12
Sam Houston State				
Louisiana-Monroe				
Mississippi State				
New Mexico State				
at Auburn				
at Florida				
Kentucky				
Ole Miss				
Alabama				
at Arkansas				
at Texas A&M				
TOTALS	2	22	0	12

Trey Quinn	Rec	Yds	TD	Lng
vs. #14 Wisconsin	1	11	0	11
Sam Houston State				
Louisiana-Monroe				
Mississippi State				
New Mexico State				
at Auburn				
at Florida				
Kentucky				
Ole Miss				
Alabama				
at Arkansas				
at Texas A&M				
TOTALS	1	11	0	11

Travis Dickson	Rec	Yds	TD	Lng
vs. #14 Wisconsin	1	7	0	7
Sam Houston State				
Louisiana-Monroe				
Mississippi State				
New Mexico State				
at Auburn				
at Florida				
Kentucky				
Ole Miss				
Alabama				
at Arkansas				
at Texas A&M				
TOTALS	1	7	0	7

Player Game-by-Game Statistics

RETURN YARDAGE

	Kickoff Returns			Punt Returns		
	No.	Yds	Lng	No.	Yds	Lng
Leonard Fournette						
vs. #14 Wisconsin	5	117	33	0	0	0
Sam Houston State						
Louisiana-Monroe						
Mississippi State						
New Mexico State						
at Auburn						
at Florida						
Kentucky						
Ole Miss						
Alabama						
at Arkansas						
at Texas A&M						
TOTALS	5	117	33	0	0	0

	Kickoff Returns			Punt Returns		
	No.	Yds	Lng	No.	Yds	Lng
Tre'Davious White						
vs. #14 Wisconsin	0	0	0	3	16	9
Sam Houston State						
Louisiana-Monroe						
Mississippi State						
New Mexico State						
at Auburn						
at Florida						
Kentucky						
Ole Miss						
Alabama						
at Arkansas						
at Texas A&M						
TOTALS	0	0	0	3	16	9

PUNTING

	No.	Yds	Avg	Lng	I-20
Jamie Keehn					
vs. #14 Wisconsin	8	340	42.5	64	5
Sam Houston State					
Louisiana-Monroe					
Mississippi State					
New Mexico State					
at Auburn					
at Florida					
Kentucky					
Ole Miss					
Alabama					
at Arkansas					
at Texas A&M					
TOTALS					

FIELD GOALS

	Made	Missed
Colby Delahoussaye		
vs. #14 Wisconsin	30, 47	
Sam Houston State		
Louisiana-Monroe		
Mississippi State		
New Mexico State		
at Auburn		
at Florida		
Kentucky		
Ole Miss		
Alabama		
at Arkansas		
at Texas A&M		
TOTALS		

PLAYER DEFENSIVE GAME-BY-GAME STATISTICS

Tackles (UT-AT-TOT)	vs. WISC	SHST	ULM	MSU	NMST	at AU	at UF	UK	UM	BAMA	at ARK	at A&M	TOTALS
Kwon Alexander	5-3-8												5-3-8
Danielle Hunter	4-3-7												4-3-7
Jalen Collins	4-2-6												4-2-6
Jermauria Rasco	2-3-5												2-3-5
Dwayne Thomas	1-4-5												1-4-5
D.J. Welter	1-4-5												1-4-5
Ronald Martin	1-4-5												1-4-5
Jalen Mills	2-2-4												2-2-4
Tre'Davious White	2-1-3												2-1-3
Christian LaCouture	1-2-3												1-2-3
Deion Jones	2-0-2												2-0-2
Duke Riley	2-0-2												2-0-2
Lamar Louis	1-1-2												1-1-2
Kendell Beckwith	0-1-1												0-1-1
Quentin Thomas	0-1-1												0-1-1
Davon Godchaux	0-1-1												0-1-1

TFL-Yards	vs. WISC	SHST	ULM	MSU	NMST	at AU	at UF	UK	UM	BAMA	at ARK	at A&M	TOTALS
Kwon Alexander	2.0-2												2.0-2
Danielle Hunter	1.0-5												1.0-5
Jemauria Rasco	0.5-1												0.5-1
Dwayne Thomas	0.5-1												0.5-1
Jalen Mills	1.0-1												1.0-1

Sacks-Yards	vs. WISC	SHST	ULM	MSU	NMST	at AU	at UF	UK	UM	BAMA	at ARK	at A&M	TOTALS
-------------	----------	------	-----	-----	------	-------	-------	----	----	------	--------	--------	--------

SPECIAL TEAMS TACKLES

Player	vs. WISC	SHST	ULM	MSU	NMST	at AU	at UF	UK	UM	BAMA	at ARK	at A&M	TOTALS
Duke Riley	1-0-1												1-0-1
Danielle Hunter	1-0-1												1-0-1
Jalen Collins	0-1-1												0-1-1
Dwayne Thomas	0-1-1												0-1-1

OFFENSIVE LINE SNAPS PLAYED

Player	vs. WISC	SHST	ULM	MSU	NMST	at AU	at UF	UK	UM	BAMA	at ARK	at A&M	TOTALS
La'el Collins	67												67
Vadal Alexander	67												67
Ethan Pocic	67												67
Hoko Fanaika	67												67
Jerald Hawkins	63												63
Evan Washington	4												4

OFFENSIVE LINE KNOCKDOWNS

Player	vs. WISC	SHST	ULM	MSU	NMST	at AU	at UF	UK	UM	BAMA	at ARK	at A&M	TOTALS
La'el Collins	5												5
Vadal Alexander	5												5
Ethan Pocic	6												6
Hoko Fanaika	4												4
Jerald Hawkins	3												3
Evan Washington	0												0

Game 1

#14 Wisconsin

24

#13 LSU

28

Aug. 30, 2014
NRG Stadium
Houston, Texas
71,599

F

LSU

RUSHING	Att.	Gain	Lost	Net	TD	Long
Kenny Hilliard	18	111	1	110	1	28
Leonard Fournette	8	21	3	18	0	5
Terrence Magee	6	9	1	8	0	4
Kendell Beckwith	1	5	0	5	0	5
Trey Quinn	1	2	0	2	0	2
Anthony Jennings	9	19	21	-2	0	7
TEAM	2	0	4	-4	0	0
Brandon Harris	2	0	11	-11	0	0

PASSING	Att.	Comp	Int	Yds	TD	Long	Sacks
Anthony Jennings	21	9	0	239	2	80	2
Brandon Harris	0	0	0	0	0	0	1

RECEIVING	No.	Yds.	TD	Long
Travin Dural	3	151	1	80
John Diarse	2	48	1	36
Kenny Hilliard	2	22	0	12
Trey Quinn	1	11	0	11
Travis Dickson	1	7	0	7

PUNTING	No.	Yds.	Avg.	Long	I20
Jamie Keehn	8	340	42.5	64	5

FIELD GOALS	Att.	Made	Long	KICKS
Colby Delahoussaye	2	2	47	Made: 30, 47

ALL RETURNS	Punts			Kickoffs			Interceptions		
	No.	Yds.	Lg.	No.	Yds.	Lg.	No.	Yds.	Lg.
Tre'Davious White	3	16	9	0	0	0	0	0	0
Ronald Martin	0	0	0	0	0	0	1	8	8
Jalen Mills	0	0	0	0	0	0	1	0	0
Leonard Fournette	0	0	0	5	117	33	0	0	0

Wisconsin

RUSHING	Att.	Gain	Lost	Net	TD	Long
Melvin Gordon	16	144	4	140	1	63
Corey Clement	15	46	1	45	1	7
Reggie Love	1	45	0	45	1	45
Tanner McEvoy	6	42	2	40	0	22
TEAM	1	0	2	-2	0	0

PASSING	Att.	Comp	Int.	Yds.	TD	Long	Sacks
Tanner McEvoy	24	8	2	50	0	14	0

RECEIVING	No.	Yds.	TD	Long
Alex Erickson	3	33	0	14
Austin Traylor	1	9	0	9
Jordan Fredrick	1	6	0	6
Sam Arneson	1	5	0	5
Reggie Love	1	2	0	2
Kyle Costigan	1	-5	0	0

PUNTING	No.	Yds.	Avg.	Long	I20
Drew Meyer	8	300	37.5	57	1

FIELD GOALS	Att.	Made	Long	KICKS
Rafael Gaglianone	1	1	51	Made: 51

ALL RETURNS	Punts			Kickoffs			Interceptions		
	No.	Yds.	Lg.	No.	Yds.	Lg.	No.	Yds.	Lg.
Kenzel Doe	1	-3	0	2	31	25	0	0	0

Hilliard Along with Fake Punt Helps LSU Rally Past No. 14 Wisconsin, 28-24

Kenny Hilliard, with his powerful running, helped ignite a second-half rally that helped 13th-ranked LSU erase a 24-7 deficit as the Tigers posted one of the biggest comebacks in school history in the 28-24 win over 14th-ranked Wisconsin in the Advocare Texas Kickoff in Houston. Hilliard rushed for 110 yards and scored the game-winning touchdown on a 28-yard run in the fourth quarter. Wisconsin led 17-7 at halftime and then stretched the lead to 24-7 on the opening possession of the third quarter. The Badgers appeared to have the game in hand, stuffing LSU on its first possession of the second half, forcing the Tigers punt. Instead, LSU faked the punt and extended the drive that ultimately led to a 30-yard field goal **Colby Delahoussaye**, pulling the Tigers to within 24-10. The fake punt served as a momentum boost for LSU as from that point on the LSU defense held Wisconsin to only 32 total yards and forced two turnovers on the Badgers' final five possessions of the game. Meanwhile, the LSU offense got on track, scoring on four straight possessions to erase the 17-point deficit. Another Delahoussaye field goal pulled LSU to within 24-13 late in the third quarter before **Anthony Jennings** connected with **John Diarse** on a 36-yard TD and, along with a two-point conversion, got the Tigers within a field goal at 24-21. LSU took the lead for good on its next possession after a **Jalen Mills** interception set up the Tigers at their own 47-yard line. Hilliard ran for 17, 8 and then 28 yards on three straight plays to score the go-ahead TD with 9:41 to go in the contest. A **Ronald Martin** interception ended Wisconsin's next drive and then the Tigers forced the Badgers to a three-and-out on their final possession of the game, allowing LSU to run out the clock. Jennings connected on 9-of-21 passes for 239 yards and a pair of TDs in his second career start. **Travin Dural** led all receivers with three catches for 151 yards, including an 80-yard TD in the first quarter. LB **Kwon Alexander** (8 tackles, 2 TFL) and DE **Danielle Hunter** (7 tackles, 1.0 TFL) led the LSU defense as the Tigers won their 12th straight season opener and won a non-conference regular-season contest for the 46th consecutive time dating back to the 2002 season.

Scoring

	1	2	3	4	F
Wisconsin	10	7	7	0	-24
LSU	7	0	6	15	-28

WIS	9:05	1Q	Love 45 yd run (Gaglianone Kick)
WIS	5:07	1Q	Gaglianone 51 yd fg
LSU	4:47	1Q	Dural 80 yd pass from Jennings (Delahoussaye Kick)
WIS	7:36	2Q	Gordon 14 yd run (Gaglianone Kick)
WIS	12:24	3Q	Clement 2 yd run (Gaglianone Kick)
LSU	7:41	3Q	Delahoussaye 30 yd fg
LSU	2:11	3Q	Delahoussaye 47 yd fg
LSU	12:08	4Q	Diarse 36 yd pass from Jennings (Quinn pass from Jennings)
LSU	9:41	4Q	Hilliard 28 yd run (Delahoussaye Kick)

Team Stats

	WISC	LSU
FIRST DOWNS	14	17
RUSHING	10	8
PASSING	3	8
PENALTY	1	1
RUSHING ATTEMPTS	39	47
YARDS GAINED RUSHING	277	167
YARDS LOST RUSHING	9	41
NET YARDS RUSHING	268	126
NET YARDS PASSING	50	239
PASSES ATTEMPTED	24	21
PASSES COMPLETED	8	9
HAD INTERCEPTED	2	0
TOTAL OFFENSIVE PLAYS	63	68
TOTAL NET YARDS	318	365
AVERAGE GAIN PER PLAY	5.0	5.4
FUMBLES/LOST	1/0	2/1
PENALTIES/YARDS	3/26	7/50
INTERCEPTIONS/YARDS	0/0	2/8
PUNTS/YARDS	8/300	8/340
AVERAGE PER PUNT	37.5	42.5
PUNT RETURNS/YARDS	1/-3	3/16
KICKOFF RETURNS/YARDS	2/31	5/117
POSSESSION TIME	28:14	31:46
THIRD-DOWN CONVERSIONS	4/15	6/17
FOURTH-DOWN CONVERSIONS	1/1	1/1
SACKS BY	3/17	0/0