



2013 AUBURN FOOTBALL GAME NOTES

Auburn Athletics Communications | 392 South Donahue Drive | Auburn, AL 36849 | 334.844.9800

AuburnTigers.com | Facebook: Facebook.com/FootballAU | Twitter: @FootballAU | #AUvsLSU

COACHES

Gus Malzahn (Henderson State, 1990)

Auburn Record..... 3-0 (1st year)
vs. LSU..... first meeting
Overall Record 12-3 (2nd year)
vs. LSU..... first meeting

Les Miles (Michigan, 1976)

LSU Record..... 88-21 (9th year)
vs. Auburn..... 6-2
Overall..... 116-42 (13th year)
vs. Auburn..... 6-2

SERIES

LSU leads 26-20-1
at Auburn Auburn leads 10-7
at Baton Rouge LSU leads 15-5-1
at neutral sites..... Auburn leads 5-4
Last MeetingLSU 12, Auburn 10 (9/22/12)
Current Streak.....LSU, W2

RANKINGS

Auburn RV AP/RV USA Today
LSU 6 AP/7 USA Today

TV | ESPN

Brad Nessler.....Play-by-Play
Todd Blackledge..... Analysis
Holly Rowe Sideline

RADIO | AUBURN IMG NETWORK

Providing coverage via 50+ stations covering the Southeast: Rod Bramblett (play-by-play); Stan White (analyst); Quentin Riggins (sideline); Paul Ellen (studio/SEC Report); Andy Burcham (locker room)
SATELLITE RADIOSirius 94 /XM 201
IN AUBURNWGZZ-FM (94.3)
ONLINE..... AuburnTigers.com

AUBURN FOOTBALL COMMUNICATIONS

Kirk Sampson Associate AD
kirk@auburn.edu
Shelly Poe.....Assistant AD/Primary Contact
slp0019@auburn.edu
Chuck Gallina.....Director/Secondary Contact
chuckg@auburn.edu
Taylor Bryan Assistant Dir./Secondary Contact
taylor.bryan@auburn.edu
Todd VanEmst..... Photographer
todd@auburn.edu
Steve Sain Videographer
saino2001@yahoo.com
Main Office Phone: 334.844.9800 | Fax: 334.844.9807
Web site: www.AuburnTigers.com
Live stats: Auburn.Statbroadcast.com
Game hashtag: #AUvsLSU



GAME 4

AUBURN (3-0, 1-0 SEC) at LSU (3-0, 0-0 SEC)

VS.



September 21, 2013 | 6:45 p.m. CT

TV: ESPN | Radio: Auburn IMG Sports Network

Tiger Stadium (92,400) | Baton Rouge, La.

THE GAME

Auburn (3-0, 1-0 SEC) opens SEC road play at LSU (3-0, 0-0 SEC) Saturday, September 21, in a game at Tiger Stadium (92,400) in Baton Rouge, La., televised by ESPN. Kickoff is 6:45 p.m. CT.

FIRST AND 10

- This weekend, Auburn makes its 76th appearance on an ESPN game telecast, the most of any college football program
- Gus Malzahn is 3-0 in his first season as Auburn head coach; he served as Auburn offensive coordinator from 2009-11
- LSU holds a 26-20-1 advantage in the 47 previous meetings between these Tiger teams and has a 15-5-1 lead in all games played in Baton Rouge in a series that began in 1901
- Nick Marshall's 339 yards passing against Mississippi State were the most ever by an Auburn quarterback in his SEC debut and the 16th-best single-game passing effort in Auburn history
- Auburn is one of only six teams that have not been scored on in the fourth quarter this season; the Tigers have allowed only one third-quarter touchdown and three third-quarter field goals
- Punter Steven Clark, a semifinalist for the Senior CLASS Award, has not had a punt returned this season in 13 attempts; opponents' average starting field position after punts is their own 21
- Going 10-for-10 this season, Auburn leads the SEC in red zone scoring percentage, the only SEC team with a perfect mark and one of only 10 teams nationally
- Auburn is 78-36-6 all-time in road openers, and 42-32-6 all-time in SEC road openers; the Tigers have won 16 of their last 17 SEC road openers
- Auburn's defense allows an average of just 187.3 yards in the second half and only 92.3 yards in the fourth quarter
- The Tigers have returned at least one kickoff for a touchdown each of the last six seasons, the third longest streak in America; Tre Mason had a 100-yard return against Washington State










AUBURN (3-0, 1-0 SEC)			LSU (3-0, 0-0 SEC)		
Date	Opponent	Score/Time	Date	Opponent	Score/Time
Aug. 31	WASHINGTON ST. (ESPN)	W, 31-24	Aug. 31	vs. TCU (ESPN)	W, 37-27
Sept. 7	ARKANSAS ST. (FSN)	W, 38-9	Sept. 7	UAB (ESPN)	W, 56-17
Sept. 14	MISSISSIPPI ST. (ESPN2)	W, 24-20	Sept. 14	KENT STATE (ESPN)	W, 45-13
Sept. 21	at LSU (ESPN)	6:45 p.m.	Sept. 21	AUBURN (ESPN)	6:45 p.m.
Oct. 5	OLE MISS	TBA	Sept. 28	at Georgia (CBS)	2:30 p.m.
Oct. 12	WESTERN CAROLINA [HC]	TBA	Oct. 5	at Mississippi State	TBA
Oct. 19	at Texas A&M	TBA	Oct. 12	FLORIDA	TBA
Oct. 26	FLORIDA ATLANTIC	TBA	Oct. 19	at Ole Miss	TBA
Nov. 2	at Arkansas	TBA	Oct. 26	FURMAN	TBA
Nov. 9	at Tennessee	TBA	Nov. 9	at Alabama	TBA
Nov. 16	GEORGIA	TBA	Nov. 23	TEXAS A&M	TBA
Nov. 30	ALABAMA	TBA	Nov. 29	ARKANSAS (CBS)	1:30 p.m.
<i>All times Central</i>			<i>All times Central</i>		

SEC Champions:
1957, 1983, 1987, 1988, 1989, 2004, 2010
SEC West Champions:
1997, 2000, 2001, 2002, 2004, 2005, 2010

2013 AUBURN FOOTBALL GAME NOTES



2013 SCHEDULE/OPPONENTS

	vs. Washington State Aug. 31 Auburn, Ala. W, 31-24 ESPN	Opening game of the Gus Malzahn era at Auburn is a 31-24 AU win ... first-time starter Robenson Therezie with two interceptions ... touchdown for Tre Mason on 100-yard kickoff return ... Corey Grant with first career 100-yard rushing game (146) ... Auburn with 396 yards total offense
	vs. Arkansas State Sept. 7 Auburn, Ala. W, 38-9 FSN	Tigers post 38-9 win over Malzahn's previous team...Auburn with 301 yards rushing led by Cameron Artis-Payne (102), Tre Mason (99)... 68-yard TD pass from Nick Marshall to Sammie Coates AU's longest since 2010 ... defense holds ASU without a TD ... Chris Davis (10), Cassanova McKinzy (8), LaDarius Owens (8) leading tacklers
	vs. Mississippi State Sept. 14 Auburn, Ala. W, 24-20 ESPN2	Auburn scores go-ahead TD on 11-yard pass from Nick Marshall to C.J. Uzomah with just 0:10 left to win 24-20 in the SEC opener for both teams ... winning drive covered 88 yards on 12 plays in 1:46 ... Marshall with 339 yards passing, 151 in 1st quarter ... Cody Parkey 3 FGs made ... Ryan White and Jake Holland led defense with 8 tackles
	at LSU Sept. 21 Baton Rouge, La. 6:45 p.m. ESPN	Auburn's 2013 SEC road opener ...
	vs. Ole Miss Oct. 5 Auburn, Ala. TBA	
	vs. Western Carolina Oct. 12 Auburn, Ala. TBA	
	at Texas A&M Oct. 19 College Station, Texas TBA	
	vs. Florida Atlantic Oct. 26 Auburn, Ala. TBA	
	at Arkansas Nov. 2 Fayetteville, Ark. TBA	
	at Tennessee Nov. 9 Knoxville, Tenn. TBA	
	vs. Georgia Nov. 16 Auburn, Ala. TBA	
	vs. Alabama Nov. 30 Auburn, Ala. TBA	

AUBURN BY THE NUMBERS

Category	2013
Record	3-0
SEC	1-0
West	1-0
East	0-0
Non-Conference	2-0
Home	3-0
Away	0-0
Neutral	0-0
Day	0-0
Night	3-0
TV Games	3-0
ABC	0-0
CBS	0-0
ESPN	0-0
ESPN2	1-0
ESPNU	1-0
ESPN3D	0-0
FSN	1-0
SEC Network	0-0
CSS	0-0
Scoring first	2-0
Opponent scoring first	1-0
Leading at half	3-0
Trailing at half	0-0
Tied at half	0-0
Leading after Third Quarter	2-0
Trailing after Third Quarter	1-0
Tied after Three Quarters	0-0
Overtime Games	0-0
Scoring fewer than 20 points	0-0
Scoring 20+ points	3-0
Scoring 30+ points	2-0
Allowing fewer than 20 points	1-0
Allowing 20+ points	2-0
Allowing 30+ points	0-0
Rushing for less than 100 yards	0-0
Rushing for 100+ yards	3-0
Rushing for 200+ yards	2-0
Passing for 200+ yards	1-0
Passing for 300+ yards	1-0
Totaling less than 300 yards	0-0
Totaling 300+ yards	3-0
Totaling 400+ yards	3-0
Allowing less than 100 yards	0-0
Allowing less than 300 yards	0-0
Allowing 300+ yards	3-0
Having 100-yard rusher	2-0
Opp 100 yard rusher	1-0
No turnovers	0-0
Fewer than 3 turnovers	2-0
3 or more turnovers	1-0
No takeaways	1-0
Fewer than 3 takeaways	1-0
3 or more takeaways	1-0
More than 30:00 of possession	0-0
Less than 30:00 of possession	3-0



STATISTICAL COMPARISON

Auburn vs. LSU Per Game Statistics

Table with 3 columns: Statistic, AU, LSU. Rows include Points, Total Offense, First Downs, Rushing Yards, Passing Yards, Time of Possession, 3rd Down Pct., Points Allowed, Yards Allowed, Rushing Yards Allowed, Passing Yards Allowed.

STATISTICAL LEADERS

RUSHING YARDS

Table with 2 columns: AUBURN, LSU. Rows list player names and rushing yards for both teams.

PASSING YARDS

Table with 2 columns: AUBURN, LSU. Rows list player names and passing yards for both teams.

RECEPTIONS

Table with 2 columns: AUBURN, LSU. Rows list player names and reception counts for both teams.

POINTS SCORED

Table with 2 columns: AUBURN, LSU. Rows list player names and points scored for both teams.

TACKLES

Table with 2 columns: AUBURN, LSU. Rows list player names and tackle counts for both teams.

INTERCEPTIONS

Table with 2 columns: AUBURN, LSU. Rows list player names and interception counts for both teams.

SACKS

Table with 2 columns: AUBURN, LSU. Rows list player names and sack counts for both teams.

About Gus Malzahn

Gus Malzahn, who served as Auburn's offensive coordinator from 2009-11, is in his first year as Auburn's head coach. He is 3-0 at Auburn and 12-3 overall.

Malzahn, who won the Broyles Award as the nation's top assistant coach in 2010 while helping the Tigers to the BCS National Championship, returned to Auburn after serving as the head coach at Arkansas State in 2012, where he led the program to the Sun Belt Conference title. He was named Auburn's 27th head football coach on December 4, 2012.

Last season at Arkansas State, Malzahn led the Red Wolves to a 9-3 record and 7-1 conference mark. While at Auburn, Malzahn made an immediate impact during his tenure, highlighted by a record-setting offense in 2010 under Heisman Trophy winner Cam Newton. The 2010 Auburn offense set nine school records, including points in a season (577), points per game (41.2), total yards (6,989), total offense (499.2), rushing yards (3,987), rushing touchdowns (41) and passing touchdowns (31). Malzahn's record-setting offense in 2010 led the Southeastern Conference and finished in the top 10 nationally in six statistical categories.

Malzahn's arrival in 2009 and style of offense marked a drastic turnaround from the 2008 season when Auburn struggled offensively. In a two-year period, the Tigers improved from a tie for 110th to seventh in the nation in scoring offense (from 17.3 to 41.2) and from 104th to seventh in total offense.

Prior to Auburn, Malzahn was the offensive coordinator for two seasons at Tulsa (2007-08) and Arkansas (2006). Two of Malzahn's first three collegiate offenses ranked in the top 10 nationally in rushing, including the 2008 Tulsa team and 2006 Arkansas squad. His offenses at Tulsa were also among the nation's finest, ranking first nationally in total offense in 2007 and 2008. He coached Heisman Trophy finalist Darren McFadden at Arkansas, while helping the Razorbacks finish fourth nationally in rushing at 228.5 yards per game.

Malzahn's coaching career began in his home state of Arkansas at the high school level. In 14 seasons as a high school head coach, Malzahn led seven teams to the state championship game and won three titles. In July 2013, he was inducted into the Arkansas High School Sports Hall of Fame.

The Series

Auburn and LSU will meet for the 48th time in series history. LSU holds a 26-20-1 advantage in the 47 previous meetings, and is a 15-5-1 leader in all games played in Baton Rouge.

Seven of the last nine games (and 14 of the last 23) in the Auburn-LSU series have been decided by seven points or less, including last year's 12-10 LSU victory at Auburn. The home team has won 12 of the last 14 matchups in the series.

There have been many memorable games between the teams in the last quarter-century:

2010: Auburn rushed for 440 yards, the fifth best single-game total in school history, in a 24-17 win in 2010. QB Cam Newton rushed for 217 yards and a pair of TDs, while RB Onterio McCalebb's 70-yard run in the fourth quarter was the game-winner.

2008: Jarrett Lee's 18-yard touchdown pass to Brandon LaFell with 1:03 left gave No. 6 LSU a come-from-behind 26-21 win over No. 10 Auburn in Jordan-Hare Stadium. Auburn had taken a 21-20 lead with just 6:40 left when Chris Todd found Robert Dunn for a 15-yard score, before Lee led LSU on the game-winning drive.

2007: Matt Flynn hit Demetrius Byrd with a 22-yard scoring pass with just one second left to lift No. 5 LSU to a 30-24 victory over No. 18 Auburn. Brandon Cox had connected with Rodgeriquis Smith on a 3-yard scoring pass with just 3:21 left to give Auburn a 24-23 lead before Flynn's pass capped a 58-yard game-winning drive.

2006: In a battle between two top-10 teams, Brandon Cox's 1-yard quarterback sneak in the third quarter was the only touchdown in a 7-3 Auburn victory. No. 3 Auburn held off two late scoring chances for No. 6 LSU, as Eric Brock ended one drive by tipping away a fourth-down pass, then tackled Craig Davis on the 4-yard line on the game's final play to preserve the victory.

2005: The first overtime game between the two teams was won by LSU, 20-17, when John Vaughn's 39-yard field goal attempt bounced off the left upright. A 30-yard field goal by LSU's Chris Jackson to start the overtime turned out to be the winning points. Jackson forced overtime with a 44-yard field

SEC Champions:
1957, 1983, 1987, 1988, 1989, 2004, 2010
SEC West Champions:
1997, 2000, 2001, 2002, 2004, 2005, 2010

2013 AUBURN FOOTBALL GAME NOTES



goal with just 1:40 left, moments after Auburn had taken a 17-14 lead on a 5-yard pass from Brandon Cox to Anthony Mix on fourth down with 4:52 left.

2004: With the threat of Hurricane Ivan looming, members of the Auburn football team spent Wednesday though Friday nights in hotels as the Auburn University campus was closed, but the game went on as scheduled.

The seemingly automatic extra point proved to be a challenge for both teams, but a second chance for Auburn allowed the Tigers to emerge with a 10-9 win in "The Extra Point Game."

LSU missed the PAT after its first-quarter touchdown, but still led 9-3 late in the game. After Courtney Taylor hauled in a 16-yard score with just 1:14 left to tie the score, Auburn missed its extra point. An LSU personal foul gave John Vaughn a second chance, and he delivered the winning point.

1997: Dameyune Craig led Auburn on an 80-yard, 10-play drive in the game's final three minutes to deliver a 31-28 upset of 10th-ranked LSU in "The Comeback." Rusty Williams capped the drive on a 1-yard touchdown plunge with 0:30 remaining. LSU attempted a 65-yard FG on the game's final play, but Quinton Reese blocked it to seal the Auburn win.

1996: "The Night The Barn Burned" will long be remembered on the Plains. As the old Auburn Sports Arena burned just outside Jordan-Hare Stadium, LSU defeated Auburn 19-15. After missing three field goals and an extra point, Auburn cut LSU's lead to 17-15 with 0:38 remaining, but Jon Cooley's two-point pass attempt was picked off by Raion Hill, who returned it the other way for two points.

1995: Wearing the traditional white jerseys at home for the first time in 13 years, LSU stunned fifth-ranked Auburn, 12-6, when Troy Twillie intercepted Patrick Nix's 11-yard pass into the end zone with no time remaining. The 1997 LSU media guide referred to this game under the heading "Bring Back The Magic."

1994: Auburn returned three of its five fourth-quarter interceptions for touchdowns to rally from a two-touchdown deficit and win 30-26. Auburn and LSU fans alike still recall the "Interception Game."

1988: LSU scored with 1:41 remaining to down fourth-ranked Auburn, 7-6. The noise from the Tiger Stadium crowd registered on a campus seismograph, thus earning the contest the title of "Earthquake Game."

In September Games

Auburn holds a 159-51-5 (.750) all-time record in games played during the month of September, and has won 34 of its last 42 September games. Auburn is the last team to defeat LSU in the month of September with a 7-3 win on The Plains in 2006

The Tigers are 96-19-1 (.830) all-time at home in September, and 62-32-4 (.653) in games on the road during that month.

Road Starts

Auburn is now 78-36-6 all-time in road openers and 359-333-39 all-time in all games played away from Auburn. The Tigers have won seven of their last nine road openers.

In SEC Road Openers

Auburn is 42-32-6 all-time in SEC road openers. The Tigers have won 16 of their last 17 SEC road openers dating back through 1996.

SEC Numbers

In SEC action all-time, Auburn holds a 292-230-18 overall record. In SEC games played in Auburn, the Tigers are 119-52-6 all-time. In all SEC games played away from Auburn, the Tigers are 173-179-12 overall.

Tigers Versus Tigers

Auburn's matchup with LSU will mark the 113th time that Auburn has faced another set of Tigers across the line of scrimmage. The Auburn Tigers are 59-48-5 all-time against schools that share the Tiger nickname. Here are the individual breakdowns:

Clemson	34-13-2
LSU	20-26-1
Memphis	0-2-0
Missouri	0-1-0
Pacific	1-0-0
Sewanee	4-6-2

Against Louisiana Teams

Auburn is 60-44-8 all-time on the football field against schools from the state of Louisiana. That includes games against Louisiana College, Louisiana-Lafayette, Louisiana-Monroe, LSU, Louisiana Tech, Loyola, Southeastern Louisiana and Tulane.

QUICK FACTS

Auburn University

Location	Auburn, Ala.
Founded.....	1856
Joined SEC.....	1932 (Original member)
Enrollment.....	25,469
Nickname.....	Tigers
Colors.....	Burnt Orange and Navy Blue
Facility (Capacity).....	Jordan-Hare Stadium (87,451)
Jordan-Hare Stadium Record	290-74-7
Playing Surface.....	Natural Grass
President	Dr. Jay Gogue
Director of Athletics	Jay Jacobs
Faculty Representative.....	Dr. Mary Boudreaux

Football History

First Year of Football	1892
All-Time Record (Years)	717-414-47 (121st)
All-Time SEC Record (Years).....	292-230-18 (80th)
Number of SEC Championships (Last).....	7 (2010)
All-Time Bowl Record.....	22-13-2
BCS Bowl Games	2 (2-0)
Number of National Championships ..2	(1957, 2010)
First-Team All-Americans	71
National Coach of the Year winners	2
Broyles Award winners.....	2
Heisman Trophy winners.....	3
Lombardi Award winners	2
Manning Award winners.....	1
Maxwell Award winners.....	1
Davey O'Brien Award winners	1
Outland Trophy winners.....	2
Thorpe Award winners.....	1
First-Team All-SEC Selections	241

Team Facts

Head Coach	Gus Malzahn
Alma Mater, Year	Henderson State, 1990
Year as Head Coach at Auburn.....	1st
Offensive Coordinator/QBs.....	Rhett Lashlee
Defensive Coordinator/LBs.....	Ellis Johnson
Associate Head Coach/DL.....	Rodney Garner
Co-Def Coord/Safeties	Charlie Harbison
Co-Off Coord/Receivers	Dameyune Craig
Tight Ends/Special Teams Coord.....	Scott Fountain
Offensive Line.....	J.B. Grimes
Running Backs	Tim Horton
Cornerbacks	Melvin Smith

Football Quick Facts

2012 Record.....	3-9
2012 SEC Record.....	0-8
SEC Finish	7th, Western Division
Lettermen Returning/Lost	41/18
Starters Returning.....	18 (8 offense, 7 defense, 3 spec)
Starters Lost.....	7 (3 offense, 4 defense)



TIGERS PERFECT TWICE SINCE 2004

Auburn is the only Southeastern Conference team to record two perfect seasons since 2004, going 13-0 in '04 and 14-0 in 2010. Since the 2004 season, Auburn has won 44 of its 73 SEC games and 45 of its 71 games against SEC schools, including the 2004 (vs. Tennessee) and 2010 (vs. South Carolina) SEC Championship games. SEC record since 2004:

	W-L	Pct.
LSU	53-19	.736
Florida	50-22	.694
Alabama	52-23	.693
Georgia	50-24	.676
Texas A&M	6-3	.667
Auburn	44-29	.602
South Carolina	40-34	.540
Arkansas	35-37	.486
Tennessee	33-39	.458
Mississippi State	23-50	.315
Kentucky	19-53	.263
Ole Miss	19-53	.263
Vanderbilt	19-55	.257
Missouri	2-6	.250

AUBURN IN OVERTIME

Auburn OT Record: 7-5

Home: 5-3

Road: 0-2

Neutral: 2-0

SEC: 1-4

Non-Conference: 6-1

Date	Opponent	Result
11/16/96	GEORGIA(4OT)	L, 56-49
9/25/99	OLE MISS	L, 24-27
11/11/00	GEORGIA	W, 29-26
10/20/01	LOUISIANA TECH	W, 48-41
9/28/02	SYRACUSE (3OT)	W, 37-34
10/19/02	at Florida	L, 30-23
10/22/05	at LSU	L, 20-17
9/8/07	SOUTH FLORIDA	L, 26-23
12/31/07	vs. Clemson*	W, 23-20
1/1/10	vs. Northwestern^	W, 38-35
9/18/10	CLEMSON	W, 27-24
9/15/12	ULM	W, 31-28

All games 1 OT unless noted

Home Games All Caps

* Chick-fil-A Bowl

^ Outback Bowl

Auburn OT Records:

First OT Game in SEC History:

Auburn vs. Georgia, 1996

Most OT Periods: 4, vs. Georgia, 1996

Most OT Points Scored: 21 vs. Georgia, 1996

Most Rushing Yards:

40, Carnell Williams vs. Syracuse, 2002

Most Passing Yards:

45, Dameyune Craig vs. Georgia, 1996

Most Receiving Yards:

23, Karsten Bailey vs. Georgia, 1996

Notes About The Coaching Staff...

Gus Malzahn is the ninth Auburn head coach to begin his career with a 3-0 record. Others were: Terry Bowden (20-0); Mike Donahue (5-0); Gene Chizik (5-0); Billy Watkins (4-0); Ralph "Shug" Jordan (3-0); Tommy Tuberville (3-0); Dave Morey (3-0); and W.S. Kienholz (3-0).

Two Auburn assistant coaches were previously on the LSU coaching staff. Charlie Harbison was LSU's defensive backs coach during the 2001-02 seasons. Dameyune Craig served as an LSU graduate assistant in 2004.

Gus Malzahn has produced nine 1,000-yard rushers in seven seasons as a college head coach/offensive coordinator including at least one in each season.

In eight seasons as a college head coach or coordinator, Malzahn has had a different starting quarterback: Robert Johnson (2006/Arkansas); Paul Smith (2007/Tulsa); David Johnson (2008/Tulsa); Chris Todd (2009/Auburn); Cam Newton (2010/Auburn); Barrett Trotter (2011/Auburn); Ryan Aplin (2012/Arkansas State); Nick Marshall (2013/Auburn).

Coach Malzahn has had nine 1,000-yard rushers, five 1,000-yard receivers and three 3,000-yard passers. Included in the 3,000-yard passers are Paul Smith, who threw for 5,065 yards for Tulsa in 2007 and David Johnson, who threw for 4,059 yards for Tulsa in 2008. Malzahn has had two 1,000-yard rushers in the same season twice, 2006 at Arkansas and 2010 at Auburn. His 2007 Tulsa team had three 1,000-yard receivers.

Rodney Garner and Dameyune Craig are the first pair of former Auburn Football lettermen to be on Auburn's staff at the same time since Kurt Crain and Garner were on the Tiger staff from 1993-95.

The last time Garner and Craig were in Auburn uniforms together at Jordan-Hare Stadium prior to this season was the 1995 Iron Bowl, a 31-27 Auburn victory. Craig's last home game as an Auburn quarterback was an AU 18-17 Iron Bowl victory in 1997.

Of the 31 schools that hired new head coaches for the 2013 season, 11 completely turned over their entire coaching staffs: Auburn, California, Cincinnati, Colorado, Florida International, Georgia State, Kentucky, Purdue, South Florida, Tennessee and Western Kentucky. Six others retained one assistant coach

(Arkansas, Boston College, Idaho, North Carolina State, Southern Miss, Western Michigan), while the other 14 kept two or more former assistants on staff.

30+ Points Equals Victory

Auburn has won 79 consecutive games when scoring 30 or more points. The last time the Tigers lost when registering at least 30 points was a 56-49 four-overtime loss to Georgia in 1996. In its history, Auburn is now 294-4 all-time when scoring at least 30 points.

Against Ranked Teams

Auburn is 97-141-6 all-time when facing ranked opponents. The Tigers are 74-112-5 all-time when facing SEC opponents that are ranked. Auburn's record against ranked LSU squads is 5-15.

Starting 3-0

This is the 48th season Auburn has started 3-0; the last was 2010. In those previous 47 seasons, Auburn has compiled a final record of 349-102-12 (.767).

Of the 47 previous seasons in which Auburn has started 3-0, Auburn has finished the season with a winning record 42 times, a losing record four times and a .500 winning percentage once (5-5 in 1951).

Fantastic Finish

In its 24-20 win over Mississippi State, Auburn scored the game-winning touchdown with just 10 seconds left in the game. The winning play was an 11-yard TD pass to C.J. Uzomah from Nick Marshall, capping off Auburn's 12-play, 88-yard drive that began with just 1:56 remaining.

The last time Auburn scored a game-winning touchdown in the final 30 seconds of regulation in a game was against Utah State in 2011 (Michael Dyer 1-yard touchdown run).

Auburn's 24-20 victory over Mississippi State was the Tigers' first fourth-quarter comeback win in an SEC game since the Tigers won at No. 10 South Carolina 16-13 with 1:38 left on a Barrett Trotter 9-yard touchdown pass to Philip Lutzenkirchen in 2011.

Auburn's last victory over an SEC opponent in the final seconds of the game was a 37-34 win at Kentucky in 2010 on a 24-yard Wes Byrum field goal as time expired.

SEC Champions:

1957, 1983, 1987, 1988, 1989, 2004, 2010

SEC West Champions:

1997, 2000, 2001, 2002, 2004, 2005, 2010

2013 AUBURN FOOTBALL GAME NOTES

Auburn's last victory over any opponent in the final seconds was the 22-19 victory over Oregon in the 2010 BCS National Championship Game with Wes Byrum's 19-yard field goal as time expired.

Air Marshall

Junior college transfer Nick Marshall, making just his third start as Auburn's quarterback, finished the Mississippi State game 23 for 34 passing for 339 yards through the air. He is the first Auburn quarterback to pass for 300 yards in a game since Cam Newton threw for 335 yards against South Carolina in the 2010 SEC Championship game.

Marshall's 339 passing yards were 16th all-time at Auburn for single-game passing yardage and the ninth-highest passing total against a conference opponent. Marshall's 339 yards passing were also the most ever by an Auburn quarterback in an SEC debut.

On the game-winning drive, Marshall accounted for 84 of the 88 total yards, completing six of his eight passes for 65 yards while rushing three times for 19 yards.

With his 151 yards passing (9-11) in the first quarter, Marshall had already established a new season high; his previous best for a game was 147 yards vs. Arkansas State.

Marshall is the first Auburn QB to throw for more than 200 yards since Barrett Trotter vs. Utah State in 2011, and the first to throw for 200+ yards vs. an SEC opponent since Newton did it against South Carolina in the 2010 SEC championship game.

Marshall's 339 yards were the most passing yards by an AU quarterback since Brandon Cox threw for 242 versus Georgia Tech in 2005. It was just the fifth time since the start of the 2000 season that an Auburn QB has thrown for 339 or more yards; others:

- Ben Leard, 394 v Michigan, 2000
- Daniel Cobb, 381 v La. Tech [OT], 2001
- Jason Campbell, 374 v Tennessee, 2004 [SEC Championship Game]
- Brandon Cox, 343 v Georgia Tech, 2005

Adding 22 yards rushing, Marshall finished with 361 yards total offense. He also had a 37-yard pass reception off a tipped ball he threw and then caught.

Second-Half Defense

Auburn's defense has faced 19 drives in the second half this season, yielding 562 yards on 112 plays but giving up only three field goals and a touchdown. Mississippi State's third-quarter touchdown is the only second-half touchdown Auburn has allowed this season.

The Auburn defense gets even better in the fourth quarter, giving up only 277 yards on 52 plays during nine drives while giving up zero fourth quarter points during the first three games of the season. The Tigers allow 187.3 yards in the second half per game and 92.3 yards in the fourth quarter per game.

As the Mississippi State game progressed, Auburn's defense got better statistically speaking. MSU's total offense by quarter: 1) 13/132; 2) 23/110; 3) 14/104; 4) 18/69.

The Tiger defense kept Mississippi State from converting a third down in the second half; MSU was 0-7. Including a failed third-down conversion attempt at the end of the first half, the State offense was 0-8 after starting the game 5-7 on third down. New Mexico State was 0-for-7 on third down in the first half of Auburn's 42-7 win last year. The last time Auburn held an SEC opponent to 0 first downs for a half was last year at Vanderbilt, where the Commodores were 0-4 on third downs in the second half.

More From The Mississippi State Game...

- The last time Auburn won a game while giving minus-3 in the turnover margin was a 1991 32-17 win over Georgia Southern.
- Marshall connected with nine different receivers in the game, including himself. Marshall caught a deflected pass of his own and gained 37 yards on the play.
- True freshman Marcus Davis had four receptions for 38 yards on the game-winning drive. He had only two catches total through the first two games.
- Dee Ford, seeing his first action this season, had all six of his tackles in the second half, including five in the fourth quarter, three of those on the Bulldogs' final drive before AU scored. He tied a career high with his six stops.
- Auburn had nine penalties in the season opener with Washington State, and has been flagged for just six penalties in the next two games combined. Auburn had only one penalty against Mississippi State, a five-yard penalty

TIGERS IN THE NFL

(As of Sept. 15, 2013)

Active Players

<u>Name</u>	<u>Pos.</u>	<u>Team</u>
Daren Bates	LB	St. Louis Rams
Rob Bironas	K	Tennessee Titans
Ronnie Brown	RB	San Diego Chargers
Josh Byner	LB	Baltimore Ravens
Jason Campbell	QB	Cleveland Browns
Karlos Dansby	LB	Arizona Cardinals
King Dunlap	OL	San Diego Chargers
Nick Fairley	DT	Detroit Lions
Quentin Groves	LB	Cleveland Browns
Ben Grubbs	OL	New Orleans Saints
Josh Harris	DS	Atlanta Falcons
Will Herring	LB	New Orleans Saints
Brandon Jacobs	RB	New York Giants
Corey Lemonier	LB	San Francisco 49ers
Sen'Derrick Marks	DT	Jacksonville Jaguars
Brandon Mosley	OL	New York Giants
Cam Newton	QB	Carolina Panthers
Ben Obomanu	WR	New York Jets
Jerraud Powers	DB	Arizona Cardinals
Carlos Rogers	DB	San Francisco 49ers
Pat Sims	DT	Oakland Raiders
Ben Tate	RB	Houston Texans

IR/PUP

Tyronne Green	OL	New England Patriots
Jay Ratliff	DE	Dallas Cowboys

Practice Squad

Emory Blake	WR	St. Louis Rams
Onterio McCalebb	DB	Cincinnati Bengals

- As of September 10, Auburn has 26 players on NFL rosters, representing 19 different NFL teams.

- Auburn has had 27 players taken in the first round & four No. 1 overall draft picks: Cam Newton (Carolina, '11), Aundray Bruce (Atlanta, '88), Bo Jackson (Tampa, '86) & Tucker Frederickson (NY Giants, '65).

- At least one former Tiger has been selected to 14 of the last 15 Pro Bowls.

- Auburn has had at least one former player in eight of the last nine Super Bowls.

- Auburn has four active CFL players: DE Antonio Coleman (Saskatchewan); WR Courtney Taylor (BC); DB Neiko Thorpe (Toronto); DB Demond Washington (Winnipeg)



CAREER PARTICIPATION/STARTS

No.	Name	Pos.	GP/GS
1	Montravius Adams	DL	3/0
74	Will Adams	OL	3/0
21	Mackenro Alexander	DB	3/0
44	Cameron Artis-Payne	RB	3/0
40	Gage Batten	FB	1/0
98	Angelo Blackson	DL	28/13
50	Ben Bradley	DL	3/2
4	Quan Bray	WR	28/4
92	Kenneth Carter	DE	36/12
30	Steven Clark	P	33/-
18	Sammie Coates	WR	15/4
72	Shon Coleman	OL	1/0
97	Elijah Daniel	DL	3/0
11	Chris Davis	CB	36/19
80	Marcus Davis	WR	3/0
28	T.J. Davis	DB	1/0
52	Justin DeLaine	DE	4/0
89	Jaylon Denson	WR	28/5
76	Jordan Diamond	OL	1/0
50	Reese Dismukes	C	26/26
94	Nosa Eguae	DE	42/33
65	Tunde Fariyike	OL	27/2
31	Trent Fisher	DB	23/2
33	Kenny Flowers	LB	3/0
30	Dee Ford	DE	41/8
23	Johnathan Ford	DB	3/0
25	Kiehl Frazier	QB	23/5
17	Kris Frost	LB	13/0
11	Brandon Fulse	TE	28/9
26	Justin Garrett	DB	16/1
20	Corey Grant	RB	10/1
45	Kemiya Harrell	DL	3/0
48	Forrest Hill	DS	15/-
5	Jake Holland	LB	34/19
15	Joshua Holsey	DB	15/9
29	Brandon King	DB	3/0
63	Alex Kozan	OL	3/3
3	Jonathan Jones	DB	12/3
55	Carl Lawson	DE	3/0
70	Robert Leff	OL	3/0
59	Jake Lembke	DS	14/-
5	Ricardo Louis	WR	15/0
14	Nick Marshall	QB	3/3
21	Tre Mason	RB	27/10
8	Cassanova McKinzy	LB	10/5
37	Kamryn Melton	DB	1/0
51	Patrick Miller	OL	15/12
6	Jonathon Mincy	DB	28/18
16	JaViere Mitchell	LB	3/0
93	JaBrian Niles	DT	5/0
10	LaDarius Owens	DE	21/1
36	Cody Parkey	K	35/-
42	Gimel President	DE	1/0
35	Jay Prosch	FB	15/10
82	Melvin Ray	WR	12/0
1	Trovon Reed	WR	26/3
73	Greg Robinson	OL	15/14
13	Craig Sanders	DE	40/3
62	Chad Slade	OL	28/25
24	Ryan Smith	DB	34/3
8	Tony Stevens	WR	2/0
43	Anthony Swain	LB	13/0
27	Robenson Therezie	RB	27/3
81	C.J. Uzomah	TE	27/3
12	Jonathan Wallace	QB	11/4
99	Brian Walsh	DL	1/0
54	Jeffrey Whitaker	DT	36/19
19	Ryan White	DB	33/6
9	Jermaine Whitehead	DB	28/16
78	Colton Wingard	OL	1/0
90	Gabe Wright	DL	27/10
56	Avery Young	OT	4/3
49	Patrick Young	TE	1/0

for illegal formation. The last time Auburn had only one penalty in a game was in 2008, when Auburn had one five-yard penalty in a 37-20 win over UT Martin.

- The 76-yard touchdown pass from Marshall to Quan Bray in the first quarter was a career long for both and is tied for the 19th longest touchdown completion in Auburn history. It was Auburn's longest TD pass play since an 80-yard completion from Cam Newton to Terrell Zachery vs. Chattanooga in 2010. It was the first receiving touchdown of Bray's career.

- The two-point conversion on a pass from Ryan White to Brandon Fulse was Auburn's second two-point conversion of the season; the first was a rush by White vs. Washington State.

- Auburn defeated Mississippi State without scoring a rushing touchdown. The last time Auburn won a game without scoring a rushing TD was in 2011 vs. Florida Atlantic (30-14). The last time Auburn won a SEC game without scoring a rushing TD was in 2010 at Mississippi State (17-14); the last time in an SEC home game was in 2008 vs. Tennessee (14-12).

- Auburn was 3-for-3 scoring in the red zone vs. Mississippi State and is 10-for-10 scoring in the red zone on the season. Auburn has scored six touchdowns and four field goals on drives in the red zone this season.

The Graduates

Five members of the 2013 Auburn squad have already earned bachelor's degrees. Graduating in May were Nosa Eguae (communication), Steven Clark (exercise science) and Chandler Shakespeare (business management). Craig Sanders (human development and family studies) and Ryan Smith (public administration) were August graduates.

Tre Mason On The Carry

Junior Tre Mason continues to make his mark on the Auburn record book. With 1,369 career rushing yards, he is now 30th on Auburn's career list; he moved past William Andrews (1976-78) and Mario Fannin (2007-10) in the win against Mississippi State. Next on the list is Mitzi Jackson (1973-75) with 1,373 yards.

Mason scored in Auburn's first two games this season, with an 11-yard rushing touchdown against Arkansas State and rushing and rushing and return touchdowns against Washington State. Mason now has 13 career touchdowns at Auburn.

His kickoff return touchdown of 100 yards against Washington State was the second KOR score of his career; his first was a 97-yard return against Utah State in the 2011 season opener. The Tigers have returned 20 kickoffs for touchdowns in program history. Before Mason, Auburn's last KOR for a touchdown was a 100-yard return by Onterio McCalebb at Mississippi State last season.

Now 10th among Auburn career leaders in kickoff return yards, Mason has 888 total, and 2,177 all-purpose yards in his career.

On the final carry of 2012, Mason passed the 1,000-yard rushing mark, finishing with 1,002 yards on 171 carries (the fewest number of carries to 1,000 yards by any SEC rusher last season). He was the first non-quarterback to lead Auburn in total offense for a season since Bo Jackson in 1985.

Mason's 181-yard rushing total against Alabama A&M last season gave him his third 100-yard game. He also had 100-yard efforts with a then-career-high 152 against New Mexico State and 106 yards against Clemson. Mason's 86-yard touchdown run in the first quarter against Alabama A&M was the fourth longest rushing play in Auburn history and the seventh longest play from scrimmage ever.

Mason led Auburn in rushing for the 2012 season season with 1,002 yards on 171 carries, a 5.9-yard per-carry average. Scoring twice against AAMU, his eight touchdowns were also most on the squad; he scored seven of those in the last seven games.

The Ground Game

With 146 yards rushing on nine carries against Washington State, Corey Grant posted his first 100-yard game, the 59th Auburn rusher ever to do so. Grant's 75-yard touchdown run in the second quarter was his first Auburn score and the 24th-longest touchdown run in Auburn history. Grant made his first career start against Arkansas State, and responded with a 17-yard first quarter touchdown. He leads the Tigers in rushing and is eighth in the SEC at 76.7 yards per game.

Cameron Artis-Payne scored his first career touchdown in the fourth quarter of the win over Arkansas State, a 12-yard run that also put him beyond 100 yards on the night, the 60th player in Auburn history to record a 100-yard rushing game. Through three games, the junior college transfer is averaging 55.3 yards per game on the ground.



Kickoff Return String

Auburn ranks third in the nation among teams with the longest active streak of kickoff returns for a touchdown in consecutive seasons. The Tigers have had at least one kickoff return for a score in each of the past six seasons, including Tre Mason's 100-yard return against Washington State.

Schools with the most consecutive seasons with a kickoff return for a score (*already extended for 2013):

Kansas State	9*
Louisiana Tech	7
UCF	6
Auburn	5*
Northern Illinois	4
Florida	4
Arizona State	4
Toledo	4
Idaho	4

Auburn's KOR touchdowns during that string have come from: Onterio McCalebb (100 vs. Mississippi State, 2012 and 83 vs. Alabama, 2011); Tre Mason (97 vs. Utah State in 2011 and 100 vs. Washington State, 2013); Demond Washington (95 vs. Ole Miss, 2010 and 99 vs. Georgia, 2009); and Tristan Davis (97 vs. Arkansas and 95 vs. UT-Martin, 2008).

First-Time Tigers

In the season opener against Washington State, 14 Auburn players saw their first action in a Tiger uniform: Montravius Adams, Will Adams, Mackenro Alexander, Cameron Artis-Payne, Ben Bradley, Elijah Daniel, Marcus Davis, Johnathan Ford, Brandon King, Alex Kozan, Carl Lawson, Robert Leff, Nick Marshall and JaViere Mitchell.

There were eight more Tigers who saw their first Auburn action against Arkansas State: Gage Batten, Shon Coleman, T.J. Davis, Jordan Diamond, Kenny Flowers, Kamryn Melton, Gimel President and Tony Stevens. Of the first-time players this season, eight are true freshmen, nine are redshirt freshmen and five are junior college transfers.

No Return Policy

Senior punter Steven Clark, a 2011 Ray Guy Award finalist and 2012 semifinalist, continues to excel. He averaged 48.0 yards per punt on four kicks against Mississippi State, with two punts inside the 20 and none returned. His season average is 43.5 with four of 50+ yards and five inside the 20.

Clark has not had a punt returned yet during the 2013 campaign, a string that covers 30

punts back through the New Mexico State game last season. The opponents' average starting field position after punts this season is their own 21 yardline.

Only five of his 70 punts last season were returned. Clark averaged 39.8 yards per punt in 2012, placing 15 kicks inside the 20. His season long was 54 yards against LSU; he had six punts last year of 50 yards or more.

For his career, Clark has a 40.1 average on 161 career punts, with 53 punts landing inside the 20 and 23 kicks of 50 yards or longer. Only 10.6 percent of his career punts (17-161) have been returned, for an average of just 4.9 yards per return.

Clark is now eighth in Auburn career total punts with 161 and ninth in Auburn career punting yards with 6,457; against Mississippi State, he passed David Beverly (6,290 yards from 1970-72) on the all-time list.

Interceptors

Robenson Therezie and Joshua Holsey each recorded their first career interception against Washington State. It marked the first time two players recorded the first interception of their careers in the same game since Jake Holland and Jermaine Whitehead did so against Florida Atlantic in 2011.

Therezie was the first Auburn player to record two interceptions in a game since Josh Bynes did it against Arkansas in 2010. Auburn as a team had only two interceptions in the 2012 season.

For his efforts, Therezie was selected as SEC Defensive Player of the Week and the Jim Thorpe Award national defensive back of the week.

When Scoring 20+ Points

Since 2001, Auburn is 104-14 (.880) when scoring 20 or more points in a game. Dating back to the start of the 1993 season, Auburn is 147-21-1 (.872) when scoring 20 or more points in a game.

For Starters

Auburn has a total of 39 players with at least one career start for the Tigers. Tops on that list is Nosa Eguae with 33 career starts, eighth best among current SEC players.

Seven players have made their first career start for Auburn this season. Five made their first Auburn start against Washington State: QB Nick Marshall, OG Alex Kozan, DE Craig

Sanders, DE LaDarius Owens and Star Robenson Therezie. Against Arkansas State, defensive tackle Ben Bradley and tailback Corey Grant were first-time starters.

Among 2013 SEC programs, Auburn had the most returning career starts (365) on its roster, seventh most nationally entering the season.

Parkey For Three

Cody Parkey hit three field goals in the 24-20 Mississippi State win, including a 47-yarder that tied his career long., earning Lou Groza Award Star of the Week honors. The senior has been successful on seven consecutive field goals after missing his first attempt this season. Parkey also kicked a career-long 47-yard field goal against Washington State, one of three field goals he made in that 31-24 win.

Parkey has an SEC-leading string of 59 consecutive PAT kicks made; that total ranks him 10th nationally. He has made 16 straight field goals from 45 yards and in, dating back through the 2011 Chick-fil-A Bowl.

Parkey now ranks third in Auburn career field goal percentage at .775 (31-40), just behind Scott Etheridge (.791/1992-93) and Matt Hawkins (.788/1994-95) and just ahead of Win Lyle (.763/1987-89).

During his career, 87 of Parkey's 170 kickoffs have gone for touchbacks (.512), including 86 of 135 since the beginning of his sophomore season (.637). The opponents' average starting field position this season after kickoffs is their own 24 yardline.

In 2012, Parkey converted on nine straight three-pointers dating back through the 2011 season, before missing on a 49-yarder vs. Arkansas. That tied the third best string of consecutive field goals at Auburn since 1981.

Parkey was 11-14 on field goals last year, and 27-27 last season on PAT kicks. He made four field goals versus Clemson (37-46-27-36 yards), tying a Chick-fil-A Kickoff Classic record and earning him Lou Groza Award star of the week honors. Parkey's game-winner against ULM earned him SEC Special Teams Player of the Week honors.

On Scholarship

Formerly walk-ons, senior running back Chandler Shakespeare, senior safety Blake Poole and junior receiver Dimitri Reese were put on scholarship for the Fall Semester; classes began August 21.



Game Captains

Auburn will select game captains for the 2013 season. Cornerback Chris Davis and center Reese Dismukes served as captains against Washington State, Arkansas State and Mississippi State.

Average Per Down

Here's a breakdown of how the 2013 Auburn offense is operating on first, second, third and fourth down.

On first down, the Tigers have run a total of 90 plays, gaining 597 yards for an average of 6.6 yards per play. On second down, AU has tried 58 plays for 355 yards, an average of 6.1 per play. On third down, the Tigers have run 43 plays, gaining 333 yards for a 7.7 average. Auburn has tried only one fourth-down attempts, gaining 20 yards.

Auburn's touchdowns this season have come four times on first down (three rush, one pass), three times on second down (two rush and one pass), and twice on third down (both pass).

Scoring By Quarters

This season in the first quarter, the Tigers have outscored the opposition 22-10. In the second quarter, Auburn holds a 24-14 advantage. In the third quarter, Auburn leads its opponents 10-9. Auburn has outscored its opponents 13-0 in the fourth quarter thus far this season. Auburn has held its opponents scoreless in three quarters (37.5%) this year.

NCAA Rankings (as of Sept. 15)

Team

- Kick Returns: 3rd (34.83)
- Net Punting: 29th (40.46)
- Punt Returns: 31st (13.0)
- Pass Eff Defense: 32nd (108.91)
- Rush Offense: 32nd (238.7)
- Scoring Defense: 33rd (17.7)
- Total Offense: 55th (440.3)
- Scoring Offense: 60th (31.0)
- Rush Defense: 66th (157.3)
- Pass Offense: 87th (201.7)
- TO Margin: 87th (-0.3)
- Total Defense: 92nd (433.7)
- Pass Defense: 103rd (276.3)

Individuals in Top 20

- 6th: Tre Mason in KOR Yds (35.2/gm)
- 8th: Cody Parkey in FG Made (2.3/gm)
- 14th: Robenson Therezie in INT (0.7/gm)

Winningest Programs

Entering the 2013 campaign, Auburn ranked among the 15 winningest BCS college football programs in all-time wins; the Tigers have 717 total victories. Teams that have 700+ all-time wins: Michigan, Texas, Nebraska, Notre Dame, Penn State, Ohio State, Oklahoma, Alabama, Tennessee, Southern Cal, Georgia, LSU, Auburn and West Virginia.

Home Start

Auburn opened the season with three straight home contests for the 12th time in program history. Other seasons: 2009, 2007, 2005, 1999, 1995, 1993, 1988, 1986, 1982, 1980 and 1920.

More Tiger Stripes...

- Auburn was one of only 13 teams nationally not to have at least one senior on its starting offensive line for the opening game. Auburn started juniors Reese Dismukes and Chad Slade, sophomores Patrick Miller and Greg Robinson and redshirt freshman Alex Kozan.

- Auburn (76) and Miami (Fla.) (74) were the only two teams to have played more than 70 games on ESPN all-time entering the 2013 season.

- Auburn and Nebraska are the only two BCS teams to have three undefeated seasons since 1993.

- Auburn and Florida are the only two SEC teams undefeated against non-BCS teams since 1992.

- Auburn is currently tied for the longest bowl winning streak with five consecutive bowl victories.

- Auburn, Tennessee, and Florida are the only SEC teams that have never gone six consecutive seasons without playing in the SEC Championship Game.

Clark Senior CLASS Candidate

Auburn punter Steven Clark is one of 30 NCAA® Football Bowl Subdivision student-athletes who excel both on and off the field selected as candidates for the 2013 Senior CLASS Award® in collegiate football. To be eligible for the award, a student-athlete must be classified as an NCAA Division I FBS senior and have notable achievements in four areas of excellence – community, classroom, character and competition.

An acronym for Celebrating Loyalty and Achievement for Staying in School®, the Senior CLASS Award focuses on the total student-athlete and encourages students to use their platform in athletics to make a positive impact as leaders in their communities.

Of the 30 candidates, 12 have grade point averages of 3.0 or higher. Seven are all-Americans and 12 were all-conference selections in 2012. The Senior CLASS Award winner will be announced during the football bowl season in early January.

The 30 candidates will be narrowed to 10 finalists midway through the regular season, and those 10 names will be placed on the official ballot. Ballots will be distributed through a nationwide voting system to media, coaches and fans.

Lindy's All-Newcomer Team

Five Auburn players have been named to Lindy's preseason All-Newcomer football team, the most of any school nationally. Offensive guard Alex Kozan, running back Cameron Artis-Payne, defensive tackle Montravious Adams and defensive end Carl Lawson are on the first team, while quarterback Nick Marshall is on the second team.

Eguae Good Works Team Nominee

Senior Nosa Eguae is one of 150 nominees for the 2013 Allstate AFCA Good Works Team, the most ever in the award's 22-year history. The award recognizes a select group of college football players who have made a commitment to enriching the lives of others while contributing to the greater good of their communities.

Eguae is involved in a number of outreach initiatives, led by his work as a volunteer with the Pine Hills Literacy Project.

Since 1992, the Allstate AFCA Good Works Team® has honored college football players at all levels of the sport for their selfless acts of giving back to the community and off-the-field achievements. Auburn tight end Philip Lutzenkirchen was a member of the 2012 Allstate AFCA Good Works Team.

Jordan-Hare Stadium

Jordan-Hare Stadium, the 11th largest on-campus college football stadium, seats 87,451.

The stadium was dedicated Nov. 30, 1939, with 7,500 seats. Ten years later, 14,000 seats were added, and the stadium was named Cliff Hare Stadium (after a member of Auburn's first

SEC Champions:

1957, 1983, 1987, 1988, 1989, 2004, 2010

SEC West Champions:

1997, 2000, 2001, 2002, 2004, 2005, 2010

2013 AUBURN FOOTBALL GAME NOTES

football team and eventual professor and dean of the School of Chemistry), although only 12 home games were played there over that 10-year span. Additional seats were added in 1955, 1960 and 1970. The West upper deck was completed in 1980; the East upper deck and suites were finished for the 1987 season.

The most recent addition to the stadium was the construction of a LED board in 2007; Auburn was the first SEC school to install a high-definition video board display.

The facility was renamed Jordan-Hare Stadium in 1973, recognizing Hall of Fame coach Ralph "Shug" Jordan. The turf at Jordan-Hare Stadium was officially named after Pat Dye, Auburn's Hall of Fame coach and athletics director, prior to the 2005 Iron Bowl.

On game days, Auburn's Pat Dye Field at Jordan-Hare Stadium becomes the sixth-largest city in the state of Alabama; Auburn has averaged 80,000+ fans per game for the last 19 seasons. Since Jordan-Hare Stadium expanded to its current capacity prior to the 2004 season, the Tigers have tallied 28 sold-out games.

The Tigers have won 77.9 percent of their games in Jordan-Hare Stadium since its inception in 1939 and hold an overall record of 291-74-7 there.

The 2013 A-Day spring game at Jordan-Hare Stadium set an Auburn record with 83,401 fans in attendance. It was the largest spring game attendance in America for 2013.

Honoring Champions

Four outstanding Auburn football teams will be honored during 2013 at Jordan-Hare Stadium. Members of each team will be recognized on the field; they will also visit with fans at the Verizon Wireless Autograph Tent located at Plainsman Park two hours prior to kickoff.

The 1963 Auburn squad celebrates its 50th anniversary at the Homecoming game versus Western Carolina October 12. Posting a 9-2 record under Coach Ralph "Shug" Jordan, the '63 Tigers, who finished No. 5 in the national rankings, faced Nebraska in the Orange Bowl.

The 1983 Tigers, Auburn's first SEC champions since 1957, will celebrate their 30th anniversary at the Florida Atlantic game. Posting an 11-1 record, 6-0 in SEC play, the '83 Auburn squad defeated Michigan 9-7 in the Sugar Bowl to finish No. 3 in most of the national polls.

The 1993 Tigers posted an undefeated 11-0 record and finished with a No. 4 national ranking; they were honored at the Washington State game. The 1988 Tigers, co-champions of the SEC and No. 7 in the nation, were honored vs. Arkansas State.

2014 Auburn Schedule

The 2014 Auburn football schedule will feature seven home games and five road games, featuring SEC home contests against Arkansas, LSU, South Carolina and Texas A&M. Auburn's non-conference home games are against San Jose State, Louisiana Tech and Samford.

Auburn will open the 2014 season at Jordan-Hare Stadium against Arkansas on Aug. 30, the Tigers' first SEC season opener since a 46-13 win over Ole Miss in 1995. The dates for the A-Day and Homecoming in 2014 will be announced at a later date.

2014 Auburn Football Schedule

Aug. 30 ARKANSAS
 Sept. 6 SAN JOSE STATE
 Sept. 20 at Kansas State
 Sept. 27 LOUISIANA TECH
 Oct. 4 LSU
 Oct. 11 at Mississippi State
 Oct. 25 SOUTH CAROLINA
 Nov. 1 at Ole Miss
 Nov. 8 TEXAS A&M
 Nov. 15 at Georgia
 Nov. 22 SAMFORD
 Nov. 29 at Alabama

2015 Chick-fil-A Kickoff

The Auburn University Tigers will meet the University of Louisville Cardinals in the Chick-fil-A Kickoff Game to open the 2015 college football season. The game is scheduled for Saturday, September 5, 2015.

Auburn is back for its second Chick-fil-A Kickoff Game appearance after facing Clemson in 2012. Auburn and Louisville have met only one other time on the gridiron dating back to 1974. The Tigers defeated the Cardinals 16-3 at Legion Field in Birmingham.

In the game, Auburn and Louisville will battle for The Old Leather Helmet Trophy, one of college football's newest rivalry-style icons.

Where They Go Next

Auburn enjoys an open week before hosting Ole Miss on Saturday, October 5 at Jordan-Hare Stadium. LSU plays at Georgia on Saturday, September 28, in a 2:30 p.m. CT game on CBS.

2013 Preseason Honors**Steven Clark**

Ray Guy Award watch list
 Senior Bowl watch list
 Senior CLASS Award semifinalist
 All-SEC 2nd tm/SEC coaches
 All-SEC 2nd tm/Athlon
 All-SEC 3rd tm/SEC media

Chris Davis

Senior Bowl watch list
 All-SEC 3rd tm/SEC media

Reese Dismukes

Rimington Trophy watch list
 All-SEC 2nd tm/SEC coaches
 All-SEC 2nd tm/SEC media
 All-SEC 4th tm/Phil Steele

Nosa Eguae

AFCA Good Works nominee
 Senior Bowl watch list

Dee Ford

Senior Bowl watch list
 Bednarik Award watch list
 All-SEC 2nd tm/SEC media
 All-SEC 3rd tm/SEC coaches
 All-SEC 4th tm/Athlon
 Gil Brandt Top 100

Tre Mason

Doak Walker Award watch list
 All-SEC 2nd tm/SEC coaches
 All-SEC 2nd tm/SEC media
 All-SEC 2nd tm/Phil Steele
 All-SEC 3rd tm/Athlon

Cody Parkey

Lou Groza Award watch list
 All-SEC 2nd tm/SEC coaches
 All-SEC 2nd tm/SEC media
 All-SEC 2nd tm/Phil Steele
 All-SEC 2nd tm/Athlon

Jay Prosch

Senior Bowl watch list

C.J. Uzomah

John Mackey Award watch list
 All-SEC 3rd tm/SEC coaches
 All-SEC 3rd tm/Phil Steele

Jeffrey Whitaker

Senior Bowl watch list

SEC Champions:
1957, 1983, 1987, 1988, 1989, 2004, 2010
SEC West Champions:
1997, 2000, 2001, 2002, 2004, 2005, 2010

2013 AUBURN FOOTBALL GAME NOTES



AUBURN - LSU SERIES RESULTS

(LSU leads, 26-20-1)

YEAR	SCORE	SITE	DATE
1901:	AU, 28-0	at Baton Rouge	Nov. 20
1902:	LSU, 5-0	at Baton Rouge	Oct. 27
1903:	AU, 12-0	at Auburn	Nov. 11
1908:	LSU, 10-2	at Auburn	Oct. 31
1912:	AU, 7-0	at Mobile, AL	Nov. 9
1913:	AU, 7-0	at Mobile, AL	Nov. 1
1924:	AU, 3-0	at Birmingham, AL	Oct. 25
1926:	LSU, 10-0	at Montgomery, AL	Oct. 16
1927:	LSU, 9-0	at Montgomery, AL	Oct. 15
1934:	LSU, 20-6	at Baton Rouge	Oct. 13
1935:	LSU, 6-0	at Baton Rouge	Nov. 2
1936:	LSU, 19-6	at Birmingham, AL	Nov. 14
1937:	LSU, 9-7	at Baton Rouge	Nov. 13
1938:	AU, 28-6	at Birmingham, AL	Nov. 12
1939:	AU, 21-7	at Baton Rouge	Nov. 18
1940:	LSU, 21-13	at Birmingham, AL	Nov. 16
1941:	Tie, 7-7	at Baton Rouge	Nov. 15
1942:	AU, 25-7	at Birmingham, AL	Nov. 14
1969:	LSU, 21-20	at Baton Rouge	Oct. 25
1970:	LSU, 17-9	at Auburn	Oct. 24
1972:	LSU, 35-7	at Baton Rouge	Oct. 14
1973:	LSU, 20-6	at Auburn	Oct. 13
1980:	LSU, 21-17	at Baton Rouge	Oct. 11

YEAR	SCORE	SITE	DATE
1981:	AU, 19-7	at Auburn	Oct. 10
1988:	LSU, 7-6	at Baton Rouge	Oct. 8
1989:	AU, 10-6	at Auburn	Oct. 14
1992:	AU, 30-28	at Auburn	Sept. 19
1993:	AU, 34-10	at Baton Rouge	Sept. 18
1994:	AU, 30-26	at Auburn	Sept. 17
1995:	LSU, 12-6	at Baton Rouge	Sept. 16
1996:	LSU, 19-15	at Auburn	Sept. 21
1997:	AU, 31-28	at Baton Rouge	Sept. 20
1998:	LSU, 31-19	at Auburn	Sept. 19
1999:	AU, 41-7	at Baton Rouge	Sept. 18
2000:	AU, 34-17	at Auburn	Sept. 16
2001:	LSU, 27-15	at Baton Rouge	Dec. 1
2002:	AU, 31-7	at Auburn	Oct. 26
2003:	LSU, 31-7	at Baton Rouge	Oct. 25
2004:	AU, 10-9	at Auburn	Sept. 18
2005:	LSU, 20-17	at Baton Rouge [OT]	Oct. 22
2006:	AU, 7-3	at Auburn	Sept. 16
2007:	LSU, 30-24	at Baton Rouge	Oct. 20
2008:	LSU, 26-21	at Auburn	Sept. 20
2009:	LSU, 31-10	at Baton Rouge	Oct. 24
2010:	AU, 24-17	at Auburn	Oct. 23
2011:	LSU, 45-10	at Baton Rouge	Oct. 22
2012:	LSU, 12-10	at Auburn	Sept. 22

at Auburn: AU leads, 10-7
at Baton Rouge: LSU leads, 15-5-1
at Neutral Sites: AU leads, 5-4
at Mobile, AL: AU leads, 2-0
at Birmingham, AL: AU leads, 3-2
at Montgomery, AL: LSU leads, 2-0

GAME-BY-GAME STATISTICS

Last 20 Meetings

Date	Site	Result	Attend	Rank		AU			Rushing			Passing			Tot Off		LSU			Rushing			Passing			Tot Off	
				AU	LSU	FD	No	YdsTD	C	A	I	YdsTD	No	Yds	FD	No	YdsTD	C	A	I	YdsTD	No	Yds				
9-18-93	Baton Rouge	W	34-10	71,936	---	---	27	48	265	3	21-30-0	289	1	78	554	11	26	142	0	9-37-1	103	1	63	245			
9-17-94	Auburn	W	30-26	84,754	11	---	8	30	71	0	9-23-0	94	0	53	165	21	47	127	1	18-42-6	280	1	89	407			
9-16-95	Baton Rouge	L	6-12	80,559	5	---	18	30	147	0	19-36-1	127	0	66	274	17	36	73	0	19-30-1	220	1	66	293			
9-21-96	Auburn	L	15-19	85,214	13	21	21	35	97	1	25-39-2	266	1	74	363	12	36	90	1	14-25-2	151	0	61	241			
9-20-97	Baton Rouge	W	31-28	80,538	12	10	22	33	65	2	23-45-0	342	2	78	407	19	47	377	3	6-21-2	115	1	68	492			
9-19-98	Auburn	L	19-31	85,214	---	7	20	28	21	0	21-38-3	285	2	66	306	7	42	132	1	16-20-0	174	3	62	306			
9-18-99	Baton Rouge	W	41-7	80,562	---	---	19	47	86	2	18-26-0	340	3	73	426	22	21	26	0	33-69-4	316	1	90	342			
9-16-00	Auburn	W	34-17	85,612	24	---	22	48	196	1	21-30-0	225	2	78	421	12	26	83	0	12-30-1	214	2	56	297			
12-1-01	Baton Rouge	L	14-27	92,141	22	25	15	30	116	1	13-27-2	177	1	57	293	23	42	188	1	17-35-1	243	2	77	431			
10-26-02	Auburn	W	31-7	85,366	---	10	14	45	216	3	7-11-0	105	1	56	321	14	41	163	1	9-20-4	79	0	61	242			
10-23-03	Baton Rouge	L	7-31	92,085	17	9	15	34	50	0	19-27-0	143	0	61	193	15	33	157	1	17-28-1	224	3	61	381			
9-18-04	Auburn	W	10-9	87,451	14	5	16	39	140	0	16-27-0	170	1	66	301	18	34	131	0	12-28-1	168	1	62	308			
10-22-05	Baton Rouge	L17-20 (OT)	92,664	15	7	20	38	230	1	16-41-0	221	1	79	451	17	34	149	0	16-33-0	190	1	67	339				
9-16-06	Auburn	W	7-3	87,451	3	6	13	38	72	1	11-20-1	110	0	58	182	16	23	42	0	20-37-0	269	0	60	311			
10-20-07	Baton Rouge	L	24-30	92,630	18	5	16	35	97	1	18-28-0	199	2	63	296	23	33	169	0	22-35-1	319	3	68	488			
9-20-08	Auburn	L	21-26	87,451	10	6	16	36	70	1	17-32-2	250	1	68	320	20	38	178	0	14-29-1	220	3	67	398			
10-24-09	Baton Rouge	L	10-31	92,654	---	9	15	41	112	0	11-20-1	81	1	61	193	22	32	122	2	22-34-0	254	2	66	376			
10-23-10	Auburn	W	24-17	87,451	5	6	25	52	440	3	10-16-0	86	0	68	526	18	37	115	1	16-30-1	128	1	67	243			
10-22-11	Baton Rouge	L	10-45	93,098	19	1	18	34	87	1	14-24-1	161	0	58	248	23	36	174	2	16-23-0	219	3	59	393			
9-22-12	Auburn	L	10-12	86,721	---	2	9	30	86	1	13-22-2	97	0	52	183	15	44	182	1	15-27-0	169	0	71	351			



2013 AUBURN FOOTBALL GAME NOTES

Perfect Seasons:
1900, 1904, 1913, 1957, 1993, 2004, 2010
National Champions:
1957, 2010

Sept. 22, 2012 • ESPN • Jordan-Hare Stadium (86,721) • Auburn, Ala.

	#14 LSU	12
	AUBURN	10

LAST MEETING WITH LSU

Auburn's defense held LSU to a season-low 351 total yards and only three points in the final three quarters but fell to the visitors from Baton Rouge, 12-10, on Saturday night before 86,721 fans at Jordan-Hare Stadium.

Auburn (1-3, 0-2 SEC) got an outstanding performance from its defense, forcing a pair of LSU turnovers, but could not get a crucial stop late in the fourth quarter with enough time left to have a final scoring chance as LSU's final drive ate up most of the final four minutes.

LSU (4-0, 1-0 SEC) had a chance to extend its lead with less than a minute to play, but Drew Alleman's 34-yard field goal attempt sailed wide right. Auburn had one final possession with 37 seconds left, starting from their own 20, but could only manage 17 yards with no timeouts remaining, and Kiehl Frazier's final desperation heave with no time left was intercepted to end the game.

LSU appeared to be driving for the end zone on their first possession, but Mettenberger fumbled the snap at the Auburn 2-yard-line, where it was recovered by Jeffery Whitaker to end the LSU threat. It was just the second fumble lost by LSU so far this season.

But LSU would find its way onto the scoreboard on Auburn's next play from scrimmage, taking a 2-0 lead on a safety when Tre Mason was tackled in the end zone by Sam Montgomery. It was the first safety scored against Auburn since the Tigers' 3-2 victory over Mississippi State in 2008.

LSU would then take advantage of the good field position after the safety, driving 59 yards in nine plays and taking a 9-0 lead on a one-yard touchdown run by Michael Ford with 4:18 to play in the first quarter.

After taking over deep in LSU territory when Corey Lemonier sacked Mettenberger and forced a fumble that was recovered by Angelo Blackson, Tre Mason went around left end for 26 yards to the LSU 4-yard-line. On the next play, McCalebb walked into the end zone for Auburn's first touchdown of

SCORING SUMMARY

LSU.....	9	0	3	0	—	12
Auburn	7	3	0	0	—	10

LS - Montgomery safety, 8:21, 1st
LS - Ford 1-yard run (Alleman kick), 4:18, 1st
AU - McCalebb 4-yard run (Parkey kick), 00:00, 1st
AU - Parkey 40-yard field goal, 1:21, 2nd
LS - Alleman 30-yard field goal, 5:26, 3rd

TEAM STATISTICS	LS	AU
First Downs	15	9
Rushes-Yards	44-182	30-86
Passing Yards	169	97
Comp-Att-Int	15-27-0	13-22-2
Total Plays-Yards	71-351	52-183
Punts-Avg.	8-42.2	7-41.0
Fumbles/Lost	2/2	2/1
Penalties-Yards	9-80	5-37
3rd Down Conv.	6-of-18	2-of-12
Time of Possession	33:11	26:49

INDIVIDUAL STATISTICS

RUSHING: (LS) - Ware 16-90, Ford 8-41 (TD), Hilliard 10-40, Shepard 2-7, Copeland 2-5, Mettenberger 6(-1); (AU) Mason 9-54, McCalebb 11-24 (TD), Wallace 3-15, Frazier 6(-5).

PASSING: (LS) Mettenberger 15-27-0, 169; (AU) - Frazier 13-22-2, 97.

RECEIVING: (LS) - Boone 3-49, Wright 3-25, Landry 3-23, Ware 2-44, Beckham 2-15, Hilliard 1-7, Clement 1-6; (AU) Lutzenkirchen 5-29, Blake 4-56, Bray 2-10, McCalebb 2-2.

the night, cutting the deficit to 9-7 as time expired in the opening period.

Following a 42-yard, nine-play drive that ate up more than five minutes of the second quarter, Cody Parkey's 40-yard field goal gave Auburn a 10-9 lead with 1:21 to play in the half.

LSU went back on top midway through the third quarter after an Auburn special teams miscue gave LSU new life at midfield. A 30-yard Drew Alleman field goal capped a seven-play, 35-yard scoring drive and gave LSU a 12-10 lead - the eventual winning margin - at the 5:26 mark.

With the clock winding down in the fourth quarter and Auburn needing yet another stop to have one final possession, LSU converted a key 3rd-and-5 play as Mettenberger connected with Spencer Ware for a 33-yard gain into Auburn territory, effectively ending Auburn's hopes of a comeback.

CAREER STATS VS. LSU

Player	PASSING			
	C-A-I	TD	Yds.	Yds/Gm
Kiehl Frazier	15-26-2	0	113	56.5

Player	RUSHING			
	No.	Yds.	Avg/Carry	TD
Tre Mason	9	54	6.0	0
Kiehl Frazier	15	26	1.7	0
Jonathan Wallace	3	15	5.0	0
Quan Bray	1	8	8.0	0

Player	RECEIVING			
	No.	Yds.	Avg/Catch	TD
Quan Bray	4	32	8.0	0
Trovon Reed	2	26	13.0	0

Player	PUNT RETURNS			
	No.	Yds.	Avg/Return	TD
Quan Bray	3	2	0.7	0

Player	KICK RETURNS			
	No.	Yds.	Avg/Return	TD
Tre Mason	3	61	20.3	0
Robenson Therezie	3	54	18.0	0

Player	DEFENSIVE			
	UA	A	Total	Misc.
Chris Davis	7	9	16	---
Jake Holland	2	11	13	---
Jermaine Whitehead	4	2	6	---
Jonathon Mincy	5	1	6	---
Dee Ford	2	4	6	---
Robenson Therezie	2	2	4	---
Jeffrey Whitaker	2	2	4	1 FR
Ryan Smith	3	0	3	---
Angelo Blackson	0	3	3	1 FR
Nosa Eguae	0	2	2	---
Craig Sanders	2	0	2	1.0 TFL
Gabe Wright	0	2	2	0.5 TFL
Joshua Holsey	1	1	2	---
Justin Garrett	1	1	2	---
Trent Fisher	1	0	1	---
Kenneth Carter	0	1	1	---

Player	PUNTING			
	No.	Yds.	Avg/Punt	Long
Steven Clark	17	645	37.9	54

Player	KICKING			
	PAT	FGA-FGM	Long FG	Total Points
Cody Parkey	2	2-2	42	8



2013 AUBURN FOOTBALL GAME NOTES

Perfect Seasons:
1900, 1904, 1913, 1957, 1993, 2004, 2010
National Champions:
1957, 2010

Aug. 31, 2013 • ESPN • Jordan-Hare Stadium (85,095) • Auburn, Ala.

WASHINGTON STATE 24

AUBURN 31

GAME 1

Auburn opened the Gus Malzahn era with a 31-24 win over Washington State at Jordan-Hare Stadium.

The two teams played a see-saw first half, which saw five lead changes and 46 total points before Auburn pulled out the victory.

Auburn rushed for 295 yards on 46 carries, led by Corey Grant's 146, which included a 75-yard touchdown run in the second quarter which helped give Auburn a lead it would hold onto for the rest of the game.

Nick Marshall finished 10-for-19 for 99 yards. Sammie Coates (44 yards) and Quan Bray (28 yards) each had three catches.

Auburn's defense collected three interceptions on the night, two by Robenson Therezie, including one in the end zone as Washington State was driving late in the fourth quarter for a tying score.

Washington State struck first, taking a 7-0 lead on a Jeremiah Laufasa 4-yard run, capping a 12-play, 75-yard drive.

Auburn took its first lead of the game when Ryan White's two-point conversion run made it 8-7 following a Tre Mason 8-yard scoring run. The touchdown the 10th of Mason's career while the successful two-point conversion was Auburn's first since Lee Guess caught a Carl Stewart pass at Alabama in 2006.

Washington State took a 14-8 lead with 8:02 left in the first half on a Connor Halliday 7-yard touchdown pass to Bobby Ratliff, capping off a nine-play, 67-yard drive. The lead was short-lived, however, as Mason returned the ensuing kickoff 100 yards for the game-tying score. A successful Cody Parkey extra-point put Auburn ahead, 15-14.

Mason's 100-yard kick return tied for the second-longest in school history and marks the sixth consecutive season in which Auburn has returned at least one kickoff for a touchdown, tied for the third-longest active streak in the nation.

Washington State wasted little time answering Mason's return, going 75 yards in just 1:28 to reclaim the lead, 21-15, with 6:18 left in the half.

SCORING SUMMARY

Washington St.	7	14	3	0	—	24
Auburn	8	17	3	3	—	31

WSU - Laufasa 4-yd run (Furney kick), 10:43, 1st
 AU - Mason 8-yd run (White rush), 2:26, 1st
 WSU - Ratliff 7-yd pass from Halliday (Furney kick), 8:02, 2nd
 AU - Mason 100-yd kickoff return (Parkey kick), 7:46, 2nd
 WSU - Laufasa 1-yd run (Furney kick), 6:18, 2nd
 AU - Grant 75-yd run (Parkey kick), 6:06, 2nd
 AU - Parkey 47-yd field goal, 1:11, 2nd
 AU - Parkey 26-yd field goal, 6:51, 3rd
 WSU - Furney 43-yd field goal, 4:18, 3rd
 AU - Parkey 42-yd field goal, 9:07, 4th

TEAM STATISTICS

	WSU	AU
First Downs	28	16
Rushes-Yards	23-120	46-295
Passing Yards	344	99
Comp-Att-Int	35-65-3	10-20-0
Total Plays-Yards	88-464	66-394
Punts-Avg.	5-39.2	5-41.6
Fumbles/Lost	0/0	3/1
Penalties-Yards	5-21	5-30
3rd Down Conv.	7-of-17	4-of-13
Time of Possession	31:27	28:33

INDIVIDUAL STATISTICS

RUSHING: (WSU) - Caldwell 7-53; Mason 6-43; Halliday 5-14; Laufasa 5-10 (2 TD); (AU) Grant 9-146 (TD); Mason 15-73 (TD); Artis-Payne 10-52; Marshall 9-27.
 PASSING: (WSU) - Halliday 35-65-3-344 (TD); (AU) - Marshall 10-19-0-99.
 RECEIVING: (WSU) - Marks 9-81; Galvin 5-43; K. Williams 4-42; Ratliff 3-66 (TD); D. Williams 3-43; Caldwell 3-14; Cracraft 3-14; Mason 2-20; Myers 2-15; Bartolone 1-6; (AU) Coates 3-44; Bray 3-28; Louis 2-10; Denson 1-11; Mason 1-6.

Halliday hit Ratliff for a 53-yard pass down to the 1-yard line before Laufasa carried it in for his second score of the day.

Grant's 75-yard touchdown run on the first play following the WSU score tied it and a Parkey extra point gave Auburn the lead for good, 22-21.

A career-long 47-yard field goal by Parkey with 1:11 left in the first half put Auburn ahead, 25-21.

The two teams traded field goals during the third quarter as Parkey's 26-yarder extended Auburn's lead to 28-21 while an Andrew Furney 43-yard kick made it 28-24 with 4:18 left in the quarter. That was the only scoring in the quarter.

Parkey's third field goal of the day, a 42-yard kick with 9:07 left in the game, extended the lead to the final seven-point margin, 31-24.

Sept. 7, 2013 • FSN • Jordan-Hare Stadium (83,246) • Auburn, Ala.

ARKANSAS STATE 9

AUBURN 38

GAME 2

Nick Marshall threw for 147 yards and two touchdowns and tailbacks Tre Mason, Corey Grant and Cameron Artis-Payne each scored a rushing touchdown as Auburn (2-0) cruised to a 38-9 win over Arkansas State (1-1) at Jordan-Hare Stadium. Artis-Payne, finishing the night with 102 yards on 19 carries, led an Auburn rushing attack that finished with 301 yards on the ground.

Marshall finished the night 10-for-17, connecting with seven different receivers, as Auburn led from start to finish.

Mason finished the game with 99 yards on 14 carries, including an 11-yard touchdown in the third quarter that put Auburn up 28-9, while Artis-Payne's 12-yard touchdown run came in the fourth quarter and was the final score of the game.

Marshall's first career touchdown pass landed in the hands of Marcus Davis for an 18-yard score to put Auburn up a touchdown just 3:23 into the game. The catch was the first of the season for Davis.

After a Brian Davis field goal cut the lead to 7-3, Grant rushed 17 yards around right end to cap an 8-play, 85-yard drive to put Auburn ahead, 14-3. The touchdown marked the second straight week that Grant carried a touchdown in, marking the first Auburn player since Oterio McCalebb in 2009 to score in each of the first two Auburn games of a season. Mason would later join Grant in the accomplishment.

Marshall found Sammie Coates just 2:20 before halftime for a 68-yard touchdown strike that extended Auburn's lead to 21-3. The catch was the longest of Coates' career.

Davis hit a 21- and a 42-yard field goal in the third quarter for Arkansas State, cutting the margin to 12 at 21-9 before Mason's third touchdown of the season gave Auburn a 28-9 lead with just 1:14 left in the third quarter.

Cody Parkey's 35-yard field goal with 8:46 left in the game extended the lead to 31-9. It capped off an 11-play, 62-yard drive that lasted 5:12, its longest of the game by both time and number of plays.

SCORING SUMMARY

Arkansas St.	3	0	6	0	—	9
Auburn	14	7	7	10	—	38

AU - Davis 18-yd pass from Marshall (Parkey kick), 11:37, 1st
 ASU - Davis 34-yd field goal, 6:54, 1st
 AU - Grant 17-yd run (Parkey kick), 3:56, 1st
 AU - Coates 68-yd pass from Marshall (Parkey kick), 2:20, 2nd
 ASU - Davis 21-yd field goal, 9:58, 3rd
 AU - Davis 42-yd field goal, 7:53, 3rd
 AU - Mason 11-yd run (Parkey kick), 1:14, 3rd
 AU - Parkey 35-yd field goal, 8:46, 4th
 AU - Artis-Payne 12-yd run (Parkey kick), 1:43, 4th

TEAM STATISTICS

	ASU	AU
First Downs	24	23
Rushes-Yards	39-150	50-301
Passing Yards	272	167
Comp-Att-Int	29-41-0	11-19-0
Total Plays-Yards	80-422	69-468
Punts-Avg.	4-44.8	4-41.5
Fumbles/Lost	2/1	2/1
Penalties-Yards	6-53	9-91
3rd Down Conv.	8-of-18	7-of-14
Time of Possession	32:54	27:06

INDIVIDUAL STATISTICS

RUSHING: (ASU) - Kennedy 12-74; Oku 16-48; Knighten 4-24; McKissic 1-12; (AU) - Artis-Payne 19-102; Mason 14-99; Marshall 8-53; Grant 7-40; Wallace 2-7.
 PASSING: (ASU) - Kennedy 29-41-0-272; (AU) - Marshall 10-17-0-147 (2 TD).
 RECEIVING: (ASU) - Jones 7-29; Oku 6-70; Griswold 5-46; Rains 3-36; McKissic 2-45; Fleming 2-14; Houston 1-9; Gordon 1-9; Muse 1-7; Thornton 1-7; (AU) Prosch 3-31; Reed 2-24; M. Davis 2-23 (TD); Coates 1-68 (TD); Denson 1-17; Mason 1-6.

SEC Champions:

1957, 1983, 1987, 1988, 1989, 2004, 2010

SEC West Champions:

1997, 2000, 2001, 2002, 2004, 2005, 2010

2013 AUBURN FOOTBALL GAME NOTES

Sept. 14, 2013 • ESPN2 • Jordan-Hare Stadium (85,817) • Auburn, Ala.

MISSISSIPPI STATE 20**AUBURN 24****GAME 3**

Nick Marshall hit C.J. Uzomah for a 11-yard touchdown pass with just 10 seconds left in the game as Auburn rallied to defeat Mississippi State, 24-20, at Jordan-Hare Stadium. Marshall finished the night with 339 yards passing and two touchdowns as Auburn moved to 3-0 (1-0 SEC) on the season.

Facing a 3rd-down and 10 on the Mississippi State 25-yard line, Marshall rushed over left end for 11 yards and a key first down to keep Auburn's final drive alive. Two plays later, Marshall connected with Uzomah, who finished with three catches for 48 yards, for the game-winner. Auburn's drive had started on its own 12-yard line with just 1:56 on the clock.

Marshall, who finished 23-34 with two touchdown and two interceptions, had the first 300-yard passing game by an Auburn quarterback since Cam Newton threw for 335-yards in the 2010 SEC Championships Game against South Carolina.

Marshall connected with nine different receivers in the game, with Quan Bray leading the team in yards with 80, while Marcus Davis led the team in receptions with six, totaling 43 yards.

Mississippi State (1-2, 0-1 SEC) had taken its first lead of the game, 20-14, when Dak Prescott scored his second rushing touchdown of the game, a 2-yard scamper just 2:22 into the third quarter.

Cody Parkey's 47-yard field goal, which tied a career long, cut the lead to 20-17 with 9:53 left in the third quarter.

A Parkey 40-yard field goal and a Bray 76 yard touchdown reception helped Auburn jump out to an early 11-0 lead. Instead of kicking the extra point following Bray's catch from Marshall, Auburn successfully went for the 2-point conversion for the second time this season. Bray's reception was the first touchdown catch of his career while the 76-yard connection tied for the 19th-longest in Auburn history and was the longest since Newton hit Terrell Zachery for an 80-yard touchdown against Chattanooga in 2010.

SCORING SUMMARY

Mississippi St...	6	7	0	—	24
Auburn.....	11	3	3	7	31

AU - Parkey 40-yd field goal, 10:53, 1st
 AU - Bray 76-yd pass from Marshall (Fulse pass from White), 4:45, 1st
 MSU - Lewis 14-yd run (Griffin rush failed), 4:09, 1st
 AU - Parkey 19-yd field goal, 13:36, 2nd
 MSU - Prescott 5-yd (Bell kick), 5:02, 2nd
 MSU - Prescott 2-yd (Bell kick), 12:38, 3rd
 AU - Parkey 47-yd field goal, 9:53, 3rd
 AU - Uzomah 11-yd pass from Marshall, 00:10, 4th

TEAM STATISTICS

	MSU	AU
First Downs	19	22
Rushes-Yards	40-202	36-120
Passing Yards	213	339
Comp-Att-Int	15-28-0	23-34-2
Total Plays-Yards	68-415	70-459
Punts-Avg.	7-46.6	4-48.0
Fumbles/Lost	1/0	4/1
Penalties-Yards	5-33	1-5
3rd Down Conv.	5-of-15	7-of-15
Time of Possession	34:23	25:37

INDIVIDUAL STATISTICS

RUSHING: (MSU) - Prescott 22-133 (2 TD); Perkins 8-39; Lewis 2-15; (AU) Grant 8-44; Mason 10-34; Marshall 10-22; Artis-Payne 6-12; Louis 1-4; Frazier 1-4.

PASSING: (MSU) - Prescott 15-28-0-213; (AU) - Marshall 23-34-2-339 (2 TD).

RECEIVING: (MSU) - R. Johnson 4-84; Morrow 4-40; Lewis 3-62; Perkins 2-14; Griffin 1-8; M. Johnson 1-5 (AU) Davis 6-43; Bray 3-80 (TD); Coates 3-55; Uzomah 3-48 (TD); Louis 3-34; Reed 2-12; Marshall 1-37; Denson 1-17; Mason 1-13.

Mississippi State cut the lead to 11-6 as Jameon Lewis rushed for a 14-yard touchdown, but MSU's 2-point conversion failed.

Parkey's second field goal, a 19-yarder, extended Auburn's lead to 14-6 but a 5-yard touchdown run by Dak Prescott following an 11-play, 84-yard Mississippi State drive and a successful PAT made it 14-13 going into halftime.

Prescott finished the game with 213 yards on 15-for-28 passing and added 133 yards rushing on the ground.



2013 AUBURN FOOTBALL GAME NOTES

Perfect Seasons:
1900, 1904, 1913, 1957, 1993, 2004, 2010
National Champions:
1957, 2010

2013 STATISTICS

RECORD.....	OVERALL	HOME	AWAY	NEUTRAL
ALL GAMES.....	3-0-0	3-0-0	0-0-0	0-0-0
CONFERENCE.....	1-0-0	1-0-0	0-0-0	0-0-0
NON-CONFERENCE.....	2-0-0	2-0-0	0-0-0	0-0-0

DATE.....	OPPONENT	W/L	SCORE	ATTEND
8/31/2013.....	WASHINGTON STATE	W	31-24	85095
9/7/2013.....	ARKANSAS STATE	W	38-9	83246
9/14/2013.....	MISSISSIPPI STATE	W	24-20	85817

RUSHING.....	GP	Att	Gain	Loss	Net	Avg	TD	Long	Avg/G
Corey Grant.....	3	24	238	8	230	9.6	2	75	76.7
Tre Mason.....	3	39	210	4	206	5.3	2	29	68.7
Cameron Artis-Payne..	3	35	167	1	166	4.7	1	19	55.3
Nick Marshall.....	3	27	135	33	102	3.8	0	25	34.0
Jonathan Wallace.....	2	2	7	0	7	3.5	0	5	3.5
Quan Bray.....	3	1	4	0	4	4.0	0	4	1.3
Kiehl Frazier.....	2	1	4	0	4	4.0	0	4	2.0
Ricardo Louis.....	3	2	4	5	-1	-0.5	0	4	-0.3
TEAM.....	2	1	0	2	-2	-2.0	0	0	-1.0
Total.....	132	769	53	716	5.4	5	75	0.0	
Opponents.....	102	542	70	472	4.6	5	47	0.0	

PASSING.....	G	Effic	Cmp-Att-Int	Pct	Yds	TD	Lng	Avg/G
Nick Marshall.....	3	144.77	43-70-2	61.4	585	4	76	195.0
Jonathan Wallace.....	2	134.00	1-2-0	50.0	20	0	20	10.0
TEAM.....	2	0.00	0-1-0	0.0	0	0	0	0.0
Total.....	142.49		44-73-2	60.3	605	4	76	0.0
Opponents.....	108.91		79-134-3	59.0	829	1	61	0.0

RECEIVING.....	G	No.	Yds	Avg	TD	Long	Avg/G
Marcus Davis.....	3	8	66	8.2	1	18	22.0
Sammie Coates.....	3	7	167	23.9	1	68	55.7
Quan Bray.....	3	6	108	18.0	1	76	36.0
Ricardo Louis.....	3	6	42	7.0	0	14	14.0
Trovon Reed.....	3	4	36	9.0	0	17	12.0
C.J. Uzomah.....	3	3	48	16.0	1	20	16.0
Jaylon Denson.....	3	3	45	15.0	0	17	15.0
Jay Prosch.....	3	3	31	10.3	0	20	10.3
Tre Mason.....	3	3	25	8.3	0	13	8.3
Nick Marshall.....	3	1	37	37.0	0	37	12.3
Total.....	44	605	13.8		4	76	0.0
Opponents.....	79	829	10.5		1	61	0.0

TEAM STATISTICS.....	AU.....	OPP
SCORING.....	93.....	53
Points Per Game.....	31.0.....	17.7
FIRST DOWNS.....	61.....	71
Rushing.....	36.....	29
Passing.....	22.....	38
Penalty.....	3.....	4
RUSHING YARDAGE.....	716.....	472
Yards gained rushing.....	769.....	542
Yards lost rushing.....	53.....	70
Rushing Attempts.....	132.....	102
Average Per Rush.....	5.4.....	4.6
Average Per Game.....	238.7.....	157.3
TDs Rushing.....	5.....	5
PASSING YARDAGE.....	605.....	829
Comp-Att-Int.....	44-73-2.....	79-134-3
Average Per Pass.....	8.3.....	6.2
Average Per Catch.....	13.8.....	10.5
Average Per Game.....	201.7.....	276.3
TDs Passing.....	4.....	1
TOTAL OFFENSE.....	1321.....	1301
Total Plays.....	205.....	236
Average Per Play.....	6.4.....	5.5
Average Per Game.....	440.3.....	433.7
KICK RETURNS: #-Yards.....	6-209.....	5-101
PUNT RETURNS: #-Yards.....	5-65.....	0-0
INT RETURNS: #-Yards.....	3-22.....	2-42
KICK RETURN AVERAGE.....	34.8.....	20.2
PUNT RETURN AVERAGE.....	13.0.....	0.0
INT RETURN AVERAGE.....	7.3.....	21.0
FUMBLES-LOST.....	9-3.....	3-1
PENALTIES-Yards.....	15-126.....	16-107
Average Per Game.....	42.0.....	35.7
PUNTS-Yards.....	13-566.....	16-701
Average Per Punt.....	43.5.....	43.8
Net punt average.....	40.5.....	34.8
KICKOFFS-Yards.....	20-1297.....	13-844
Average Per Kick.....	64.8.....	64.9
Net kick average.....	42.3.....	35.4
TIME OF POSSESSION/Game.....	27:05.....	32:55
3RD-DOWN Conversions.....	18/43.....	20/50
3rd-Down Pct.....	42%.....	40%
4TH-DOWN Conversions.....	1/1.....	4/9
4th-Down Pct.....	100%.....	44%
SACKS BY-Yards.....	4-24.....	3-18
MISC YARDS.....	0.....	0
TOUCHDOWNS SCORED.....	10.....	6
FIELD GOALS-ATTEMPTS.....	7-8.....	4-5
ON-SIDE KICKS.....	0-0.....	0-0
RED-ZONE SCORES.....	(20-20) 100%.....	(18-24) 75%
RED-ZONE TOUCHDOWNS.....	(12-20) 60%.....	(12-24) 50%
PAT-ATTEMPTS.....	(8-8) 100%.....	(5-5) 100%
ATTENDANCE.....	508316.....	0
Games/Avg Per Game.....	6/84719.....	0/0
Neutral Site Games.....	0/0

SCORE BY QUARTERS.....	1st	2nd	3rd	4th	OT	Total
Auburn.....	33	27	13	20	0	93
Opponents.....	16	21	16	0	0	53

SEC Champions:
 1957, 1983, 1987, 1988, 1989, 2004, 2010
 SEC West Champions:
 1997, 2000, 2001, 2002, 2004, 2005, 2010

2013 AUBURN FOOTBALL GAME NOTES



2013 STATISTICS

PUNT RETURNS.....	No.	Yds	Avg	TD	Long
Quan Bray	3	44	14.7	0	28
Chris Davis.....	2	21	10.5	0	19
Total.....	5	65	13.0	0	28
Opponents.....	0	0	0.0	0	0

INTERCEPTIONS..	No.	Yds	Avg	TD	Long
Robenson Therezie.....	2	24	12.0	0	24
Joshua Holsey.....	1	-2	-2.0	0	0
Total.....	3	22	7.3	0	24
Opponents.....	2	42	21.0	0	29

KICK RETURNS.....	No.	Yds	Avg	TD	Long
Tre Mason.....	5	176	35.2	1	100
Quan Bray	1	33	33.0	0	33
Total.....	6	209	34.8	1	100
Opponents.....	5	101	20.2	0	30

FUMBLE RETURNS..	No.	Yds	Avg	TD	Long
Total.....	0	0	0.0	0	0
Opponents.....	0	0	0.0	0	0

SCORING.....	TD	FGs	PATs						Points
			Kick	Rush	Rcv	Pass	DXP	Saf	
Cody Parkey.....	0	7-8	8-8	0-0	0	0-0	0	0	29
Tre Mason.....	3	0-0	0-0	0-0	0	0-0	0	0	18
Corey Grant	2	0-0	0-0	0-0	0	0-0	0	0	12
Marcus Davis	1	0-0	0-0	0-0	0	0-0	0	0	6
C.J. Uzomah	1	0-0	0-0	0-0	0	0-0	0	0	6
Quan Bray	1	0-0	0-0	0-0	0	0-0	0	0	6
Cameron Artis-Payne	1	0-0	0-0	0-0	0	0-0	0	0	6
Sammie Coates	1	0-0	0-0	0-0	0	0-0	0	0	6
Brandon Fulse.....	0	0-0	0-0	0-0	1	0-0	0	0	2
Ryan White.....	0	0-0	0-0	1-1	0	1-1	0	0	2
Total.....	10	7-8	8-8	1-1	1	1-1	0	0	93
Opponents.....	6	4-5	5-5	0-1	0	0-0	0	0	53

TOTAL OFFENSE.....	G	Plays	Rush	Pass	Total	Avg/G
Nick Marshall.....	3	97	102	585	687	229.0
Corey Grant	3	24	230	0	230	76.7
Tre Mason.....	3	39	206	0	206	68.7
Cameron Artis-Payne...	3	35	166	0	166	55.3
Jonathan Wallace.....	2	4	7	20	27	13.5
Quan Bray	3	1	4	0	4	1.3
Kiehl Frazier.....	2	1	4	0	4	2.0
Ricardo Louis.....	3	2	-1	0	-1	-0.3
TEAM.....	2	2	-2	0	-2	-1.0
Total.....	0	205	716	605	1321	0.0
Opponents.....	0	236	472	829	1301	0.0

FIELD GOALS FGM-FGA	Pct	01-19	20-29	30-39	40-49	50-99	Lg	Blk	
Cody Parkey	7-8	87.5	1-1	1-1	1-1	4-4	0-1	47	0

FG SEQUENCE	Auburn	OPPONENTS
Washington State	50,(47),(26),(42)	(43)
Arkansas State	(35)	(34),(21),(42)
Mississippi State	(40),(19),(47)	35

Numbers in (parentheses) indicate field goal was made.

PUNTING	No.	Yds	Avg	Long	TB	FC	I20	Blkd
Steven Clark.....	13	566	43.5	54	2	6	5	0
Total.....	13	566	43.5	54	2	6	5	0
Opponents.....	16	701	43.8	60	4	2	5	0

KICKOFFS	No.	Yds	Avg	TB	OB	Retn	Net	YdLn
Cody Parkey	20	1297	64.8	14	1			
Total.....	20	1297	64.8	14	1	101	42.3	22
Opponents.....	13	844	64.9	7	0	209	35.4	29

ALL PURPOSE.....	G	Rush	Rec	PR	KOR	IR	Tot	Avg/G
Tre Mason.....	3	206	25	0	176	0	407	135.7
Corey Grant	3	230	0	0	0	0	230	76.7
Quan Bray	3	4	108	44	33	0	189	63.0
Sammie Coates	3	0	167	0	0	0	167	55.7
Cameron Artis-Payne...	3	166	0	0	0	0	166	55.3
Nick Marshall.....	3	102	37	0	0	0	139	46.3
Marcus Davis	3	0	66	0	0	0	66	22.0
C.J. Uzomah	3	0	48	0	0	0	48	16.0
Jaylon Denson.....	3	0	45	0	0	0	45	15.0
Ricardo Louis.....	3	-1	42	0	0	0	41	13.7
Trovon Reed.....	3	0	36	0	0	0	36	12.0
Jay Prosch.....	3	0	31	0	0	0	31	10.3
Robenson Therezie.....	3	0	0	0	0	24	24	8.0
Chris Davis	3	0	0	21	0	0	21	7.0
Jonathan Wallace.....	2	7	0	0	0	0	7	3.5
Kiehl Frazier.....	2	4	0	0	0	0	4	2.0
Joshua Holsey.....	3	0	0	0	0	-2	-2	-0.7
TEAM.....	2	-2	0	0	0	0	-2	-1.0
Total.....	0	716	605	65	209	22	1617	0.0
Opponents.....	0	472	829	0	101	42	1444	0.0



2013 DEFENSIVE STATISTICS

DEFENSIVE LEADERS.....	GP	-----Tackles-----			TFL/Yds	-Sacks-	-----Pass Def-----			---Fumbles---	Blkd	Kick	Saf
		Solo	Ast	Total			No-Yards	Int-Yds	BrUp				
27 Robenson Therezie.....	3	13	4	17	2.0-4	.	2-24	1	1
9 Jermaine Whitehead.....	3	12	4	16	.	.	.	1
6 Jonathon Mincy.....	3	13	2	15	.	.	.	5
19 Ryan White.....	3	9	5	14	.	.	.	3
5 Jake Holland.....	3	4	10	14	1	1-0	.	.	.
8 Cassanova McKinzy.....	3	7	6	13	2
11 Chris Davis.....	2	8	5	13	2.5-8	.	.	5	.	.	1	.	.
10 LaDarius Owens.....	3	4	9	13	2.5-9	1.0-7	.	.	3
15 Joshua Holsey.....	3	9	4	13	0.5-2	.	1--2	1	2
24 Ryan Smith.....	3	9	2	11
17 Kris Frost.....	3	8	2	10	0.5-1	.	.	.	1
30 Dee Ford.....	1	3	3	6	2
13 Craig Sanders.....	3	4	2	6	2.5-8	0.5-3	.	.	4
1 Montravius Adams.....	3	3	2	5	1.0-2	1.0-2	.	.	5
50 Ben Bradley.....	3	1	4	5	2.0-9	1.0-8	.	.	4
98 Angelo Blackson.....	3	2	3	5	2.0-6	0.5-4	.	.	3
90 Gabe Wright.....	3	3	1	4	3.0-8	.	.	.	3
31 Trent Fisher.....	3	3	.	3
52 Justin DeLaine.....	3	3	.	3	1.0-6	.	.	.	1
43 Anthony Swain.....	3	1	1	2
16 Javiere Mitchell.....	3	.	2	2
55 Carl Lawson.....	3	2	.	2	1	.	1	.	.
94 Nosa Eguae.....	3	2	.	2	3
28 T.J. Davis.....	1	1	1	2
26 Justin Garrett.....	1	2	.	2	1.0-2
63 Alex Kozan.....	3	.	1	1
23 Johnathan Ford.....	3	1	.	1
89 Jaylon Denson.....	3	.	1	1
42 Gimel President.....	1	1	.	1
21 Mackenro Alexander.....	2	1	.	1	1.0-1
97 Elijah Daniel.....	3	.	1	1	0.5-1	.	.	.	2
21 Tre Mason.....	3	1	.	1
92 Kenneth Carter.....	3	2
20 Corey Grant.....	3	1
Total.....	0	130	75	205	22-67	4-24	3-22	16	41	1-0	2	.	.
Opponents.....	0	133	66	199	14.0-49	3-18	2-42	5	11	3-0	5	.	.

SPECIAL TEAMS TACKLES

SPECIAL TEAMS	-----Tackles-----			SPECIAL TEAMS	-----Tackles-----		
	Solo	Ast	Total		Solo	Ast	Total
8 Cassanova McKinzy.....	1	0	1				

SEC Champions:
1957, 1983, 1987, 1988, 1989, 2004, 2010
SEC West Champions:
1997, 2000, 2001, 2002, 2004, 2005, 2010

2013 AUBURN FOOTBALL GAME NOTES



2013 SCORING DRIVES

Plays	Yards	TOP Qtr	Scoring Play
WASHINGTON STATE			
4	28	1:17	1 Tre Mason 8-yard run (Ryan White 2-pt. run)
--	--	--	2 Tre Mason 100-yard kickoff return
1	75	0:12	2 Corey Grant 75-yard run
6	16	2:04	2 Cody Parkey 47-yard field goal
9	44	3:59	3 Cody Parkey 26-yard field goal
12	61	5:27	4 Cody Parkey 42-yard field goal
Total	32	224	12:59 (5 scoring drives)
Avg.	6.4	44.8	2:36

Plays	Yards	TOP Qtr	Scoring Play
ARKANSAS STATE			
10	67	3:23	1 Marcus Davis 18-yard pass from Nick Marshall
8	85	2:49	1 Corey Grant 17-yard run
3	80	1:05	2 Sammie Coates 68-yard pass from Nick Marshall
8	54	2:54	3 Tre Mason 11-yard run
11	62	5:12	4 Cody Parkey 35-yard field goal
7	55	2:34	4 Cameron Artis-Payne 12-yard run
Total	47	403	17:57 (6 scoring drives)
Avg.	7.8	67.2	2:59 (season: 11 drives, 79 plays, 627 yards, 30:56)

Plays	Yards	TOP Qtr	Scoring Play
MISSISSIPPI STATE			
11	52	4:07	1 Cody Parkey 40-yard field goal
3	80	0:50	1 Quan Bray 76-yard pass from Nick Marshall (Brandon Fulse pass from Ryan White for 2 points)
13	73	5:33	2 Cody Parkey 19-yard field goal
7	59	2:40	3 Cody Parkey 47-yard field goal
12	88	1:46	4 C.J. Uzomah 11-yard pass from Nick Marshall
Total	49	352	14:56 (5 scoring drives)
Avg.	9.8	70.4	2:59 (season: 16 drives, 128 plays, 979 yards, 45:52)

Plays	Yards	TOP Qtr	Scoring Play
-------	-------	---------	--------------

Average Scoring Drive: Plays: 8.0 • Yards: 61.2 • Time: 2:52

MISCELLANEOUS STATISTICS

Average Time of Possession (by Quarter)

	1	2	3	4	Total
AUBURN.....	7:40	4:35	7:30	7:21	27:05
Opponents.....	7:20	10:25	7:30	7:39	32:54

Third Down Conversions (by Quarter)

	1	2	3	4	Total
AUBURN.....	9-14	1-7	2-10	6-12	18-43
Pct.	64.3%	14.3%	20.0%	50.0%	41.9%
Opponents.....	6-11	8-15	2-10	6-12	20-50
Pct.	54.5%	53.3%	20.0%	50.0%	40.0%

Third Down Conversions (by Yardage)

Yards to go	1-3	4-6	7-10	11+	Total
AUBURN.....	9 of 14	5 of 8	4 of 13	1 of 7	18 of 42
Pct.	64.3%	62.5%	30.8%	14.3%	42.9%
Opponents.....	6 of 11	7 of 13	5 of 15	2 of 11	20 of 50
Pct.	54.5%	53.8%	33.3%	18.2%	40.0%

Red Zone

AU Scores/Times in Red Zone: 10/10 (1.000)
 AU TDs/Times in Red Zone: 6/10 (.600)
 Scores (10): 6 TD, 4 FG
 Non-Scores (0): 0 FGA, 0 INT, 0 Fumble, 0 Downs
 Opp. Scores/Times in Red Zone: 9/12 (.750)
 Opp. TDs/Times in Red Zone: 6/12 (.500)
 Scores (9): 6 TD, 3 FG
 Non-Scores (2): 1 FGA, 1 INT, 0 Fumble, 1 Downs

Turnovers

Takeaways — 4, Giveaways — 5
 Difference — -1
 Points Off TOs — AU 14, Opp. 3
 Points Off TOs/Game — AU 4.7, Opp. 1.0

Kickoffs

Kickoffs — 20 for 1297 yards (64.9 avg.)
 Parkey — 20 KO, 14 TB, 1 OB
 Touchbacks — 14
 Out of Bounds — 1
 Opp. Returns — 5 for 101 yards (20.2)
 On-side kicks — 0-for-0



2013 AUBURN FOOTBALL GAME NOTES

Perfect Seasons:
1900, 1904, 1913, 1957, 1993, 2004, 2010
National Champions:
1957, 2010

2013 GAME-BY-GAME TEAM STATISTICS

Game	Score	First Downs		Rushing	Passing			Total Off.	Punts	Fum.	Penalties	3rd	Time of
		Tot	Ru-Pa-Pe	No-Yds-TD	C-A-I	Yds	TD	Pl-Yds	No-Avg	F-L	No-Yds	Downs	Poss
Washington State	24	28	9-18-1	23-120-2	35-65-3	344	1	88-464	5-39.2	0-0	5-21	7-17	31:27
at Auburn	31	16	10-5-1	46-295-2	10-20-0	99	0	66-394	5-41.6	3-1	5-30	4-13	28:33
Arkansas State	9	24	9-12-3	39-150-0	29-41-0	272	0	80-422	4-44.8	2-1	6-53	8-18	32:54
at Auburn	38	23	17-5-1	50-301-3	11-19-0	167	2	69-468	4-41.5	2-1	9-91	7-14	27:06
Mississippi State	20	19	11-8-0	40-202-3	15-28-0	213	0	68-415	7-46.6	1-0	5-33	5-15	34:23
at Auburn	24	22	9-12-1	36-120-0	23-34-2	339	2	70-459	4-48.0	4-1	1-5	7-15	25:37

STARTING LINEUPS

OFFENSE	QB	RB	HB/RB/WR	WR	WR	WR/RB	LT	LG	C	RG	RT
WASHINGTON STATE	Marshall	Mason	Prosch (HB)	Coates	Denson	Bray(WR)	Robinson	Kozan	Dismukes	Slade	Miller
ARKANSAS STATE	Marshall	Mason	Prosch (HB)	Coates	Denson	Grant (RB)	Robinson	Kozan	Dismukes	Slade	Miller
MISSISSIPPI STATE	Marshall	Mason	Prosch (HB)	Coates	Denson	Reed (WR)	Robinson	Kozan	Dismukes	Slade	Miller
DEFENSE	DE	DT	DT	DE	MLB	WLB	Star	CB	CB	BS	FS
WASHINGTON STATE	Sanders	Blackson	Wright	Owens	Holland	McKinzy	Therezie	Mincy	C.Davis	Holsey	Whitehead
ARKANSAS STATE	Sanders	Blackson	Bradley	Eguae	Holland	McKinzy	Therezie	Mincy	C.Davis	Holsey	Whitehead
MISSISSIPPI STATE	Sanders	Blackson	Bradley	Eguae	Holland	McKinzy	Therezie	Mincy	White	Holsey	Whitehead



2013 GAME-BY-GAME INDIVIDUAL STATISTICS

Passing			Field Goals		Punting	
C-A-Yds-Int, TD	#14 Marshall	#12 Wallace	Made, (Missed)	#36 Parkey	No.-Avg, In 20	#30 Clark
Washington State	10-19-0, 0	0-1-0, 0	Washington State	(50), 47, 26, 42	Washington State	5-41.6, 3
Arkansas State	10-17-0, 2	1-1-0, 0	Arkansas State	35	Arkansas State	4-41.5, 0
Mississippi State	23-34-2, 2	--	Mississippi State	40, 19, 47	Mississippi State	4-48.0, 2

Rushing

No.-Yds, TD	#4 Bray	#12 Wallace	#14 Marshall	#20 Grant	#21 Mason	#35 Prosch	#44 Artis-Payne
Washington State	1-4, 0	--	9-27, 0	9-146, 1	15-73, 1	---	10-52, 0
Arkansas State	--	2-7, 0	8-53, 0	7-40, 1	14-99, 1	--	19-102, 1
Mississippi State	--	--	10-22, 0	8-44, 0	10-34, 0	--	5-12, 0

Receiving

No.-Yds, TD	#1 Reed	#4 Bray	#5 Louis	#18 Coates	#35 Prosch	#80 Davis	#89 Denson
Washington State	---	3-44, 0	2-10, 0	3-44, 0	--	---	1-11, 0
Arkansas State	2-24, 0	--	1-(-2), 0	1-68, 1	3-31, 0	2-23, 1	1-17, 0
Mississippi State	2-12, 0	3-80, 1	3-34, 0	3-55, 0	--	6-43, 0	1-17, 0



2013 GAME-BY-GAME INDIVIDUAL STATISTICS

Defensive Linemen

Solo+Ast=Total	#1 Adams	#10 Owens	#13 Sanders	#30 D. Ford	#50 Bradley	#52 DeLaine	#55 Lawson	#90 Wright
Washington State	2+0=2	1+1=2	2+0=2	DNP	1+0=1	---	---	1+0=1
Arkansas State	---	3+5=8	2+2=4	DNP	0+2=2	2+0=2	2+0=2	2+1=3
Mississippi State	1+2=3	0+3=3	---	3+3=6	0+2=2	1+0=1	---	---

Solo+Ast=Total	#92 Carter	#94 Eguae	#97 Daniel	#98 Blackson
Washington State	1+0=1	1+0=1	---	1+0=1
Arkansas State	---	1+0=1	0+1=1	1+2=3
Mississippi State	---	---	---	0+1=1

Linebackers

Solo+Ast=Total	#5 Holland	#8 McKinzy	#16 Mitchell	#17 Frost	#26 Garrett	#43 Swain
Washington State	---	2+0=2	---	3+1=4	DNP	---
Arkansas State	1+5=6	5+3=8	0+2=2	4+1=5	DNP	1+1=2
Mississippi State	3+5=8	0+3=3	---	1+0=1	2+0=2	---

Defensive Backs

Solo+Ast=Total	#6 Mincy	#9 Whitehead	#11 Davis	#15 Holsey	#19 White	#24 Smith	#27 Therezie
Washington State	8+0=8	4+1=5	1+2=3	4+1=5	1+0=1	6+1=7	6+1=7
Arkansas State	1+0=1	3+1=4	7+3=10	2+2=4	4+1=5	1+0=1	4+0=4
Mississippi State	4+2=6	5+2=7	DNP	3+1=4	4+4=8	2+1=3	3+3=6

Others

Solo+Ast=Total	#21 Alexander	#23 J. Ford	#28 Davis	#31 Fisher
Washington State	---	---	---	2+0=2
Arkansas State	1+0=1	1+0=1	1+1=2	1+0=1
Mississippi State	---	---	---	---

SEC Champions:

1957, 1983, 1987, 1988, 1989, 2004, 2010

SEC West Champions:

1997, 2000, 2001, 2002, 2004, 2005, 2010

2013 AUBURN FOOTBALL GAME NOTES**2013 SUPERLATIVES****Auburn Team Superlatives**

Points Scored	38	vs. Arkansas State (9/7)
Low.....	20	vs. Mississippi State (9/14)
First Downs.....	23	vs. Arkansas State (9/7)
Low.....	16	vs. Washington State (8/31)
Rushing Plays.....	50	vs. Arkansas State (9/7)
Low.....	36	vs. Mississippi State (9/14)
Net Rushing Yards.....	319	vs. Arkansas State (9/7)
Low.....	120	vs. Mississippi State (9/14)
Passes Attempted.....	34	vs. Mississippi State (9/14)
Low.....	19	vs. Arkansas State (9/7)
Passes Completed.....	23	vs. Mississippi State (9/14)
Low.....	10	vs. Washington State (8/31)
Had Intercepted.....	2	vs. Mississippi State (9/14)
Low.....	0	vs. Washington State (8/31)/Arkansas State (9/7)
Net Passing Yards	339	vs. Mississippi State (9/14)
Low.....	99	vs. Washington State (8/31)
Total Offensive Plays.....	70	vs. Mississippi State (9/14)
Low.....	66	vs. Washington State (8/31)
Total Net Offense.....	468	vs. Arkansas State (9/7)
Low.....	394	vs. Washington State (8/31)
Fumbles.....	4	vs. Mississippi State (9/14)
Low.....	2	vs. Arkansas State (9/7)
Fumbles Lost.....	1	vs. Washington St. (8/31)/Arkansas St. (9/7)/Miss. State (9/14)
Low.....	1	vs. Washington St. (8/31)/Arkansas St. (9/7)/Miss. State (9/14)
Penalties.....	9	vs. Arkansas State (9/7)
Low.....	1	vs. Mississippi State (9/14)
Penalty Yards.....	91	vs. Arkansas State (9/7)
Low.....	5	vs. Mississippi State (9/14)

Auburn Individual Superlatives

Rushes	19	Cameron Artis-Payne vs. Arkansas State (9/7)
Yards Rushing	146	Corey Grant vs. Washington State (8/31)
TD Rushes	1	Corey Grant vs. Washington State (8/31)
.....	1	Tre Mason vs. Washington State (8/31)/Arkansas State (9/7)
.....	1	Cameron Artis-Payne vs. Arkansas State (9/7)
Long Rush.....	75	Corey Grant vs. Washington State (8/31)
Pass attempts.....	34	Nick Marshall vs. Mississippi State (9/14)
Pass completions	23	Nick Marshall vs. Mississippi State (9/14)
Yards Passing.....	339	Nick Marshall vs. Mississippi State (9/14)
TD Passes.....	2	Nick Marshall vs. Arkansas State (9/7)/Mississippi State (9/14)
Long Pass.....	76	Nick Marshall vs. Mississippi State (9/14)
Receptions	6	Marcus Davis vs. Mississippi State (9/14)
Yards Receiving.....	80	Quan Bray vs. Mississippi State (9/14)
TD Receptions	1	Sammie Coates vs. Arkansas State (9/7)
.....	1	Marcus Davis vs. Arkansas State (9/7)
.....	1	Quan Bray vs. Mississippi State (9/14)
.....	1	C.J. Uzomah vs. Mississippi State (9/14)
Long Reception.....	76	Quan Bray vs. Mississippi State (9/14)
Field Goals.....	3	Cody Parkey vs. Washington State (8/31)/Miss. State (9/14)
Long Field Goal	47	Cody Parkey vs. Washington State (8/31)/Miss. State (9/14)
Punts	5	Steven Clark vs. Washington State (8/31)
Punting Avg.....	48.0	Steven Clark vs. Mississippi State (9/14)
Long Punt.....	54	Steven Clark vs. Arkansas State (9/7)
Punts inside 20.....	3	Steven Clark vs. Washington State (8/31)
Long Punt Return.....	28	Quan Bray vs. Mississippi State (9/14)
Long Kickoff Return ..	100	Tre Mason vs. Washington State (8/31)
Tackles	10	Chris Davis vs. Arkansas State (9/7)
Sacks	1.0	Montravious Adams vs. Washington State (8/31)
.....	1.0	Ben Bradley vs. Washington State (8/31)
.....	1.0	LaDarius Owens vs. Arkansas State (9/7)
Tackles For Loss.....	2.0	Craig Sanders vs. Washington State (8/31)
.....	2.0	LaDarius Owens Arkansas State (9/7)
.....	2.0	Gabe Wright Arkansas State (9/7)
Interceptions	2	Robenson Therezie vs. Washington State (8/31)

Auburn Individual Long Plays

Rushing.....	75	Corey Grant vs. Washington State (8/31)
Passing	76	Nick Marshall vs. Mississippi State (9/14)
Receiving	76	Quan Bray vs. Mississippi State (9/14)
Field Goal	47	Cody Parkey vs. Washington State (8/31)/Miss. State (9/14)
Punt	54	Stephen Clark vs. Arkansas State (9/7)
Punt Return.....	28	Quan Bray vs. Mississippi State (9/14)
Kickoff Return	100	Tre Mason vs. Washington State (8/31)
Fumble Return.....	0	Jake Holland vs. Arkansas State (9/7)
Interception Return	24	Robenson Therezie vs. Washington State (8/31)

Opponent Team Superlatives

Points Scored	24	Washington State (8/31)
Low.....	9	Arkansas State (9/7)
First Downs.....	28	Washington State (8/31)
Low.....	19	Mississippi State (9/14)
Rushing Plays.....	40	Mississippi State (9/14)
Low.....	23	Washington State (8/31)
Net Rushing Yards.....	202	Mississippi State (9/14)
Low.....	120	Washington State (8/31)
Passes Attempted.....	65	Washington State (8/31)
Low.....	28	Mississippi State (9/14)
Passes Completed.....	35	Washington State (8/31)
Low.....	15	Mississippi State (9/14)
Had Intercepted.....	3	Washington State (8/31)
Low.....	0	Arkansas State (9/7)/Mississippi State (9/14)
Net Passing Yards	344	Washington State (8/31)
Low.....	213	Mississippi State (9/14)
Total Offensive Plays.....	88	Washington State (8/31)
Low.....	68	Mississippi State (9/14)
Total Net Offense.....	464	Washington State (8/31)
Low.....	415	Mississippi State (9/14)
Fumbles.....	2	Arkansas State (9/7)
Low.....	0	Washington State (8/31)
Fumbles Lost.....	1	Arkansas State (9/7)
Low.....	0	Washington State (8/31)/Mississippi State (9/14)
Penalties.....	6	Arkansas State (9/7)
Low.....	5	Washington State (8/31)/Mississippi State (9/14)
Penalty Yards.....	53	Arkansas State (9/7)
Low.....	21	Washington State (8/31)

Opponent Individual Superlatives

Rushes	22	Dak Prescott, Mississippi State (9/14)
Yards Rushing	133	Dak Prescott, Mississippi State (9/14)
TD Rushes	2	Jeremiah Laufasa, Washington State (8/31)
.....	2	Dak Prescott, Mississippi State (9/14)
Long Rush.....	47	Dak Prescott, Mississippi State (9/14)
Pass attempts.....	65	Connor Halliday, Washington State (8/31)
Pass completions	35	Connor Halliday, Washington State (8/31)
Yards Passing.....	344	Connor Halliday, Washington State (8/31)
TD Passes.....	1	Connor Halliday, Washington State (8/31)
Long Pass.....	53	Connor Halliday, Washington State (8/31)
Receptions	9	Gabe Marks, Washington State (8/31)
Yards Receiving.....	84	Robert Johnson, Mississippi State (9/14)
TD Receptions	1	Bobby Ratliff, Washington State (8/31)
Long Reception.....	61	Robert Johnson, Mississippi State (9/14)
Field Goals.....	3	Brian Davis, Arkansas State (9/7)
Long Field Goal	43	Andrew Furney, Washington State (8/31)
Punts	7	Baker Swedenburg, Mississippi State (9/14)
Punting Avg.....	49.0	Luke Ferguson, Arkansas State (9/7)
Long Punt.....	60	Luke Ferguson, Arkansas State (9/7)
Punts inside 20.....	2	Mike Bowlin, Washington State (8/31)
.....	2	Baker Swedenburg, Mississippi State (9/14)
Long Punt Return.....	--	
Long Kickoff Return	36	J.D. McKissic, Arkansas State (9/7)
Tackles	14	Deone Bucannon, Washington State (8/31)
Sacks	1	Deontae Skinner, Mississippi State (9/14)
.....	1	Richie Brown, Mississippi State (9/14)
.....	1	A.J. Jefferson, Mississippi State (9/14)
Tackles For Loss.....	1.0	5 Arkansas State players, 4 Washington State players & 4 Mississippi State players
Interceptions	2	Nickoe Whitley, Mississippi State (9/14)

Opponent Individual Long Plays

Rushing.....	47	Dak Prescott, Mississippi State (9/14)
Passing	61	Dak Prescott, Mississippi State (9/14)
Receiving	61	Robert Johnson, Mississippi State (9/14)
Field Goal	43	Andrew Furney, Washington State (8/31)
Punt	60	Luke Ferguson, Arkansas State (9/7)
Kickoff Return	30	Theron West, Washington State (8/31)
Fumble Return.....	0	Artez Brown, Arkansas State (9/7)
Interception Return	29	Nickoe Whitley, Mississippi State (9/14)



2013 PLAYS OF 20+ YARDS

Yards	Type	Player(s)	Opponent	Qtr.
100 (TD)	KOR	Tre Mason	Washington State	2
76 (TD)	Pass	Nick Marshall to Quan Bray	Mississippi State	1
75 (TD)	Rush	Corey Grant	Washington State	2
68 (TD)	Pass	Nick Marshall to Sammie Coates	Arkansas State	2
37	Pass	Nick Marshall to Nick Marshall (no typo)	Mississippi State	3
34	Pass	Nick Marshall to Sammie Coates	Washington State	3
34	Pass	Nick Marshall to Sammie Coates	Mississippi State	4
33	KOR	Quan Bray	Arkansas State	1
29	Rush	Tre Mason	Arkansas State	4
28	PR	Quan Bray	Mississippi State	2
25	Rush	Nick Marshall	Arkansas State	1
24	INT	Robenson Therezie	Washington State	1
24	KOR	Tre Mason	Arkansas State	1
22	KOR	Tre Mason	Washington State	3
20	Pass	Jonathan Wallace to Jay Prosch	Arkansas State	4
20	Pass	Nick Marshall to C.J. Uzomah	Mississippi State	1

PLAY BREAKDOWN

BY PLAY

Pass	7
Run	3
Kickoff Return	4
Interception Return	1
Punt Return	1

BY GAME

Arkansas State	6
Washington State	5
Mississippi State	5

BY QUARTER

1st.....	6
2nd.....	4
3rd.....	3
4th.....	3

RUSHING

Corey Grant.....	1
Tre Mason.....	1
Nick Marshall.....	1

PASSING

Nick Marshall.....	6
Jonathan Wallace.....	1

RECEIVING

Sammie Coates.....	3
Quan Bray.....	1
C.J. Uzomah.....	1
Jay Prosch.....	1
Nick Marshall.....	1

KICKOFF RETURN

Tre Mason.....	3
Quan Bray.....	1

PUNT RETURN

Quan Bray.....	1
----------------	---

INTERCEPTION RETURN

Robenson Therezie	1
-------------------------	---



LAST TIME...

An Auburn Team

Had 35 First Downs ... vs. Western Carolina, 2002 (37)
 Had 30 First Downs ... vs. Furman, 2009 (30)
 Had 400 yards rushing ... vs. LSU, 2010 (440)
 Had 300 yards rushing ... vs. Arkansas State, 2013 (301)
 Had 300 yards rushing in consecutive games ... vs. Tennessee-Chattanooga (303); vs. Georgia (315), 2010
 Had 300 yards rushing in six consecutive games ... at Kentucky (311); vs. Arkansas (330); vs. LSU, (440); at Ole Miss (343); vs. Chattanooga (303); vs. Georgia (315), 2010
 Had 300 yards rushing in six consecutive SEC games ... vs. South Carolina (334); at Kentucky (311); vs. Arkansas (330); vs. LSU, (440); at Ole Miss (343); vs. Georgia (315), 2010
 Had 50 or more rushing attempts ... vs. Arkansas State, 2013 (50)
 Had six or more rushing TDs ... vs. Arkansas, 2010 (6)
 Had five or more rushing TDs ... vs. Alabama A&M, 2012 (5)
 Had four or more rushing TDs ... vs. Alabama A&M, 2012 (5)
 Had 350 or more yards passing... vs. South Carolina [SECCG], 2010 (351)
Had 300 or more yards passing ... vs. Mississippi State, 2013 (339)
 Had 50 or more pass attempts ... vs. Mississippi State, 1997 (54)
 Had 30 or more pass completions ... vs. Arkansas, 1995 (34)
 Had five TDs passing ... vs. Ball State, 2009 (5)
 Had four TDs passing ... vs. Ole Miss, 2011 (4)
 Had three TDs passing ... vs. Ole Miss, 2011 (4)
 Had 500 or more yards total offense ... vs. Alabama A&M, 2012 (512)
 Had 500 or more yards total offense in consecutive games ... vs. South Carolina [SECCG] (589), vs. Oregon [BCSNCG], 2010 (519)
 Had 80 or more total plays ... at South Carolina, 2011 (92)
 Had 90 or more total plays... at South Carolina, 2011 (92)
 Scored 70 or more points... vs. Louisiana-Monroe, 2003 (73)
 Scored 60 or more points ... vs. Arkansas, 2010 (65)
 Scored 50 or more points ... vs. Alabama A&M, 2012 (51)
 Scored 40 or more points ... vs. Alabama A&M, 2012 (51)
 Scored 40 or more points in three consecutive games ... at Ole Miss (51), vs. Chattanooga (62), vs. Georgia (49), 2010
 Had five or more fumbles ... vs. Southern Miss (5), 2008
 Did not commit a turnover ... vs. Alabama A&M, 2012
 Had 200-yard rusher and 100-yard receiver in a game ... vs. Syracuse, 2002 (Carnell Williams [202 rush] and Marcel Willis [113 receiving])
 Had 150-yard rusher and 150-yard receiver in a game ... at Arkansas, 2001 (Carnell Williams [177 rush] and Tim Carter [156 receiving])
 Had 100-yard receiver and 100-yard rusher in a game ... vs. Clemson, 2012 (Tre Mason [106 rush], Emory Blake [109 rec])
 Had two 100-yard rushers in a game... vs. Alabama A&M, 2012 (Tre Mason [181] and Onterio McCalebb [104])
 Had two 150-yard rushers in a game... vs. Mississippi State, 2003 (Brandon Jacobs [182] and Carnell Williams [164])
 Had three 100-yard rushers in a game ... vs. Maryland, 1983 (Tommie Agee [219], Lionel James [115] and Bo Jackson [105])
 Had two 100-yard receivers in a game... vs. Tennessee-Chattanooga, 2010 (Terrell Zachery [148] and Darwin Adams [106])
 Had a 60-yard run and a 60-yard pass in a game ... vs. Alabama, 2009 (Terrell Zachery 67 rush, Chris Todd to Darwin Adams 72 pass)
 Had three players with 2 rushing TDs... vs. Louisiana-Monroe, 2003 (Carnell Williams [2], Brandon Jacobs [2], Tre Smith [2])
 Had three players with 2 TDs... vs. Georgia, 2010 (Onterio McCalebb [3 rush], Cam Newton [2 rush], Philip Lutzenkirchen [2 rec.])
 Had two players with seven or more catches in a game ... Courtney Taylor vs. Alabama, 2003 (7), Silas Daniels vs. Alabama, 2003 (7)
Had quarterback throw a pass to himself in a game ... Nick Marshall vs. Mississippi State, 2013 (37 yards)
 Scored a touchdown on offense, defense and special teams... vs. Louisiana-Monroe, 2008 (2 offense [1 pass, 1 rush], 1 defense [fumble return], 1 special team [punt return])
 Scored on the first offensive play ... vs. Alabama, 2003 (Carnell Williams, 80 yard run)
 Returned a punt for a TD... vs. Louisiana-Monroe, 2008 (Robert Dunn) [66 yards]
Returned a kickoff for a TD... vs. Washington St., 2013 (Tre Mason) [100 yards]
 Returned opening kickoff for a TD... vs. Tennessee-Martin, 2008 (Tristan Davis) [95 yards]
 Returned three Interceptions for TDs... vs. LSU, 1994 (Ken Alvis, Fred Smith, Brian Robinson)

Returned two Interceptions for TDs ... vs. LSU, 1994 (Ken Alvis, Fred Smith, Brian Robinson)
 Returned an Interception for a TD ... vs. Alabama A&M, 2012 (Trent Fisher) [60]
 Returned two fumbles for TDs ... vs. Vanderbilt, 2002 (Spencer Johnson, Karlos Dansby)
 Returned a fumble for a TD ... vs. New Mexico State, 2012 (Daren Bates) [62]
 Blocked a punt ... vs. Virginia [Chick-fil-A] 2011 (Garrett Harper, Angelo Blackson)
 Blocked two punts ... vs. Virginia [Chick-fil-A] 2011 (Garrett Harper, Angelo Blackson)
 Blocked three punts ... vs. Louisiana-Monroe, 2003 (3 - Justin Fetsko [2], Donnay Young)
 Returned a blocked punt for a TD ... vs. Florida, 2006 (Tre Smith)
 Blocked a field goal ... vs. Louisiana-Monroe, 2012 (Angelo Blackson, Corey Lemonier)
 Returned a blocked field goal for a TD ... vs. Kentucky, 2009 (Neiko Thorpe) [69]
 Blocked two field goals in a game ... vs. ULM, 2012 (Angelo Blackson, Corey Lemonier)
 Blocked a PAT attempt ... at South Carolina, 2010 (Corey Lemonier)
 Blocked two PAT attempt ... vs. LSU, 1998 (Charles Dorsey, 2)
 Missed a kicking PAT ... vs. Tennessee-Chattanooga, 2010 (Wes Byrum)
 Had a punt blocked ... at Mississippi State, 2009 (Clinton Durst)
 Had a field goal blocked ... at Mississippi State, 2010 (Wes Byrum)
 Had a successful on-side kick ... at Ole Miss, 2012 (Cody Parkey)
 Was held scoreless ... at Alabama, 2012 (0-49)
 Was held scoreless at Jordan-Hare Stadium ... vs. Georgia, 2012 (0-38)
 Held an opponent scoreless ... vs. Louisiana-Monroe, 2008 (34-0)
 Held an opponent scoreless at Jordan-Hare Stadium ... vs. Louisiana-Monroe, 2008 (34-0)
 Held an opponent to five or less first downs ... vs. Ball State, 2001 (5)
 Held an opponent to 10 or less first downs ... vs. Tennessee, 2008 (9)
 Intercepted five or more passes ... vs. Northwestern [Outback], 2009 (5)
 Intercepted four or more passes ... vs. Northwestern [Outback], 2009 (5)
Intercepted three or more passes ... vs. Washington State, 2013 (3)
 Held an opponent to 300 or less yards total offense ... vs. Alabama A&M, 2012 (208)
 Held an opponent to 200 or less yards total offense ... vs. Florida, 2011 (194)
 Held an opponent to 150 or less yards total offense ... at Mississippi State, 2008 (116)
 Held an opponent to 100 or less yards total offense ... vs. Ball State, 2001 (92)
 Held an opponent to 100 or less yards rushing ... vs. Alabama A&M, 2012 (22)
 Held an opponent to 50 or less yards rushing ... vs. Alabama A&M, 2012 (22)
 Held an opponent to negative yards rushing ... vs. Florida, 2001 (-36)
 Held an opponent to 100 or less yards passing ... vs. Kentucky, 2009 (75)
 Held an opponent without a touchdown ... vs. Florida, 2011
 Scored a safety... vs. Alabama A&M, 2012 (Team)
 Scored on a fake field goal... vs. Vanderbilt, 2000 (Duval pass to Diamond)
Scored an offensive two-point conversion ... vs. Mississippi State, 2013 (Brandon Fulse pass from Ryan White)
 Scored two or more offensive two-point conversions ... vs. Florida, 2002 [2]
 Scored a defensive two-point conversion ... vs. Ole Miss, 2009 (Demond Washington)
 Had 10 or more penalties ... vs. Alabama A&M, 2012 (11)
Had 1 or fewer penalties ... vs. Mississippi State, 2013 (1)
 Had 100 or more penalty yards... at Arkansas, 2011 (105)
Had 5 or fewer penalty yards ... vs. Mississippi State, 2013 (5)
 Had 35 minutes time of possession... at South Carolina, 2011 (35:47)
 Was involved in a game that ended in a tie... vs. Georgia, 1994 (23-23)
 Was involved in an overtime game... vs. Louisiana-Monroe, 2012 (31-28 win)
 Won a game without scoring an offensive touchdown ... at Mississippi State, 2008 (3-2)
Won a game without a rushing touchdown ... vs. Mississippi State, 2013



LAST TIME...

An Auburn Player

Rushed 40 times in a game ... Michael Dyer at South Carolina, 2011 (41)
 Rushed 35 times in a game ... Michael Dyer at South Carolina, 2011 (41)
 Rushed 30 times in a game ... Michael Dyer vs. Samford, 2011 (30)
 Rushed for 200 yards in a game ... Cam Newton vs. LSU, 2010 (217)
 Rushed for 150 yards in a game ... Tre Mason Alabama A&M, 2012 (181)
Rushed for 100 yards in a game ... Cameron Artis-Payne vs. Arkansas State, 2013 (102)
 Quarterback rushed for 100 yards in a game ... Cam Newton vs. Georgia, 2010 (151)
 Rushed for 100 yards in five consecutive games ... Kenny Irons vs. Alabama (103), at Georgia (179), at Kentucky (103), vs. Ole Miss (101), at LSU (218), 2005
 Rushed for 100 yards in four consecutive games ... Kenny Irons vs. Alabama (103), at Georgia (179), at Kentucky (103), vs. Ole Miss (101), 2005
 Rushed for 100 yards in three consecutive games ... Cam Newton at Kentucky (198), vs. Arkansas (188), vs. LSU (217), 2010
 Rushed for 100 yards in consecutive games ... Michael Dyer at South Carolina (141), at Arkansas (112), 2011
 Rushed for 150 yards in three consecutive games ... Cam Newton at Kentucky (198), vs. Arkansas (188), vs. LSU (217), 2010
 Rushed for 150 yards in consecutive games ... Michael Dyer vs. Mississippi State (150), at Clemson (151), 2011
 Rushed for 4 or more TDs in a game ... Cam Newton at Kentucky, 2010 (4)
 Rushed for 3 or more TDs in a game ... Onterio McCalebb vs. Georgia, 2010 (3)
 Rushed for 2 or more TDs in a game ... Onterio McCalebb and Tre Mason vs. Alabama A&M, 2012 (2)
 QB Rushed for 2 or more TDs in a game ... Kiehl Frazier vs. Virginia [Chick-fil-A], 2011 (2)
 Rushed for 2 or more TDs in four consecutive games ... Carnell Williams vs. Western Carolina (2), vs. Vanderbilt (2), at Mississippi State (2), vs. Syracuse (2), 2002
 Rushed for 2 or more TDs in three consecutive games ... Michael Dyer vs. Utah State (2), vs. Mississippi State (2), at Clemson (2), 2011
 Rushed for a TD in five consecutive games ... Onterio McCalebb vs. Arkansas (1); vs. LSU (1); at Ole Miss (1); vs. Chattanooga (1); vs. Georgia (3), 2010
 Passed for 400 yards in a game ... Ben Leard at Georgia, 1999 (416)
 Passed for 300 yards in a game ... Nick Marshall vs. Mississippi State, 2013 (339)
 Attempted 50 passes in a game ... Dameyune Craig vs. Mississippi State, 1997 (54)
 Attempted 40 passes in a game ... Kodi Burns at Ole Miss, 2008 (43)
 Threw five TDs in a game ... Chris Todd vs. Ball State, 2009 (5)
 Threw four TDs in a game ... Clint Moseley vs. Ole Miss, 2011 (4)
 Threw three TDs in a game ... Clint Moseley vs. Ole Miss, 2011 (4)
 Threw four TDs or more in consecutive games ... Chris Todd vs. West Virginia (4), vs. Ball State (5), 2009
 Threw two TDs or more in five consecutive games ... Cam Newton at Ole Miss (2), vs. Chattanooga (4), vs. Georgia (2), at Alabama (3), vs. South Carolina (4), 2010
 Had 400 yards total offense in a game ... Cam Newton South Carolina [SECCG], 2010 (408)
Had 300 yards total offense in a game ... Nick Marshall vs. Mississippi State, 2013 (361)
 Accounted for four or more TDs in a game... Clint Moseley vs. Ole Miss, 2011 (4)
 Accounted for three or more TDs in a game... Clint Moseley vs. Ole Miss, 2011 (4)
 Accounted for three or more TDs in four consecutive games... Cam Newton vs. Chattanooga (5), vs. Georgia (4), at Alabama (4), vs. South Carolina (6), 2010
 Caught 15 passes in a game... Willie Gosha vs. Arkansas, 1995 (17)
 Caught 10 or more passes in a game... Darvin Adams vs. Northwestern [Outback], 2009 (12)
 Caught seven or more passes in a game... Emory Blake vs. Arkansas, 2012 (10)
 Had 200 or more yards receiving in a game... Darvin Adams vs. South Carolina [SECCG], 2010 (217)
 Had 150 or more yards receiving in a game... Darvin Adams vs. South Carolina [SECCG], 2010 (217)
 Had 100 or more yards receiving in a game... Emory Blake vs. Georgia, 2012 (104)
 Had 100 yards receiving in consecutive games... Emory Blake vs. Virginia [Chick-fil-A], 2011 (108), vs. Clemson, 2012 (109)
 Caught four or more TD passes in a game... Alexander Wright vs. Pacific, 1989 (4)
 Caught three or more TD passes in a game... Darvin Adams vs. Furman, 2009 (3)
 Caught two or more TD passes in a game... Philip Lutzenkirchen vs. Ole Miss, 2011 (2)
 Caught a TD pass in consecutive games... Philip Lutzenkirchen at Georgia, vs. Samford, 2011
 Caught a TD pass in three consecutive games... Philip Lutzenkirchen vs. Ole Miss, at Georgia, vs. Samford, 2011
 Caught a TD pass in four consecutive games ... Emory Blake vs. Florida Atlantic, vs. Utah State, vs. Mississippi State, at Clemson, 2011
 Caught a TD pass in five consecutive games ... Emory Blake vs. Oregon [BCSNCG], vs. Utah State, vs. Mississippi State, at Clemson, vs. Florida Atlantic, 2010/11

Caught a TD pass in six consecutive games ... Emory Blake vs. South Carolina [SECCG], vs. Oregon [BCSNCG], vs. Utah State, vs. Mississippi State, at Clemson, vs. Florida Atlantic, 2010/11
 Caught a TD pass in seven consecutive games ... Emory Blake at Alabama; vs. South Carolina [SECCG], vs. Oregon [BCSNCG], vs. Utah State, vs. Mississippi State, at Clemson, vs. Florida Atlantic, 2010/11
Caught a TD pass on his first career catch ... Marcus Davis vs. Arkansas State, 2013 (18)
 Quarterback caught a TD pass ... Kiehl Frazier from Quan Bray vs. Louisiana-Monroe, 2012
Quarterback threw a pass to himself ... Nick Marshall vs. Mississippi State, 2013 (37 yards)
 Running back caught two or more TD passes in a game... Mario Fannin vs. Arkansas St., 2010 (2)
 Running back caught a TD pass in consecutive games ... Mario Fannin vs. West Virginia, Ball State, 2009
 Tight end caught two or more TD passes in a game... P. Lutzenkirchen vs. Ole Miss, 2011 (2)
 Tight end caught a TD pass in consecutive games ... Philip Lutzenkirchen at Georgia, vs. Samford, 2011
 Tight end caught a TD pass in three consecutive games ... Philip Lutzenkirchen vs. Ole Miss, at Georgia, vs. Samford, 2011
 Scored 15 or more points kicking... Wes Byrum at Ole Miss, 2010 (15)
Scored 10 or more points kicking... Cody Parkey vs. Mississippi State, 2013 (10)
 Kicked five or more field goals in a game... Jaret Holmes vs. UAB, 1996 (5)
 Kicked four or more field goals in a game... Cody Parkey vs. Clemson, 2012 (4)
 Had 150 kickoff return yards in a game... Tre Mason vs. Utah State, 2011 (176)
 Had 100 punt return yards in a game... Robert Dunn vs. Southern Miss, 2008 (103)
 Scored four or more TDs... Cam Newton at Kentucky, 2010 (4 rush)
 Scored three or more TDs... Cam Newton vs. Arkansas, 2010 (3 rush)
 Scored a rushing and receiving TD in a game... Onterio McCalebb vs. Virginia [Chick-fil-A], 2012
 Had an 80-yard run... Tre Mason vs. Alabama A&M, 2012 (86)
Had a 70-yard run... Corey Grant vs. Washington State, 2013 (75)
Had a 60-yard run... Corey Grant vs. Washington State, 2013 (75)
 Completed an 80-yard pass... Cam Newton to Terrell Zachery vs. Tennessee-Chattanooga, 2010 (80)
Completed a 70-yard pass... Nick Marshall to Quan Bray vs. Mississippi State, 2013 (76)
Completed a 60-yard pass... Nick Marshall to Sammie Coates vs. Arkansas State, 2013 (68)
 Kicked a field goal of 50 or more yards... Wes Byrum vs. Southern Miss, 2008 (52)
 Kicked a field goal of 50 or more yards in consecutive games... John Vaughn, 2006; at Mississippi State (55), vs. Washington State (52)
 Kicked two field goals of 50+ yards in a game... Win Lyle vs. Tennessee, 1987 (55, 52)
 Had a 70-yard punt... Kody Bliss vs. Tulane, 2006 (71)
 Had a 60-yard punt... Ryan Shoemaker vs. New Mexico State, 2007 (67)
 Had two punts of 50+ yards in a game... Steven Clark at Ole Miss, 2012 (53, 52)
 Had four or more punts inside the 20 in a game... Steven Clark at Arkansas, 2011 (6)
 Blocked a field goal in a game... Blackson and Lemonier vs. Louisiana-Monroe, 2012
 Blocked two field goals in a game... Alton Moore at Georgia, 2001
 Blocked a PAT attempt ... Corey Lemonier at South Carolina, 2011
 Blocked two PAT attempts ... Charles Dorsey vs. LSU, 1998 (2)
 Blocked a punt in a game... Garrett Harper/Angelo Blackson vs. Virginia [Chick-fil-A], 2011
 Blocked two punts in a game... Justin Fetsko vs. Louisiana-Monroe, 2003 (2)
 Had 15 or more tackles in a game... Daren Bates at Ole Miss, 2012 (16)
 Intercepted three or more passes in a game... Junior Rosegreen at Tennessee, 2004 (4)
Intercepted two or more passes in a game... Robenson Therezie vs. Washington State, 2013 (2)
 Intercepted a pass in consecutive games... Jerraud Powers, 2007; at Georgia; vs. Alabama, 2007
 Intercepted a pass in three consecutive games... Jerraud Powers, 2007; vs. Tennessee Tech, at Georgia; vs. Alabama
 Recovered two fumbles in a game... Eltoro Freeman at Georgia, 2011 (2)
 Forced two fumbles in a game... Corey Lemonier at Georgia, 2011 (2)
 Forced and recovered a fumble... Cassanova McKinzy at Vanderbilt, 2012
 Intercepted a pass and had a fumble recovery in a game ... Nick Fairley at Mississippi State, 2010

SEC Champions:

1957, 1983, 1987, 1988, 1989, 2004, 2010

SEC West Champions:

1997, 2000, 2001, 2002, 2004, 2005, 2010

2013 AUBURN FOOTBALL GAME NOTES**LAST TIME...****An Auburn Opponent**

Scored 50 or more points ... Texas A&M, 2012 (63)
 Scored 40 or more points ... Alabama, 2012 (49)
 Had 350 or more yards rushing ... Texas A&M, 2012 (352)
 Had 300 or more yards rushing ... Texas A&M, 2012 (352)
 Had 250 or more yards rushing ... Alabama, 2012 (267)
 Had 50 or more rushing attempts ... Clemson, 2012 (52)
 Had five or more rushing TDs ... Texas A&M, 2012 (6)
 Had 500 yards passing ... Northwestern [Outback], 2009 (532)
 Had 400 yards passing ... Arkansas, 2010 (428)
 Had 350 yards passing ... Clemson, 2011 (386)
Had 300 yards passing ... Washington State, 2013 (344)
Had 60 or more pass attempts ... Washington State, 2013 (65)
Had 50 or more pass attempts ... Washington State, 2013 (65)
Had 40 or more pass attempts ... Arkansas State, 2013 (41)
Had 30 or more pass completions ... Washington State, 2013 (35)
Had 25 or more pass completions ... Arkansas State, 2013 (29)
 Had four or more TDs passing ... Alabama, 2012 (4)
 Had three or more TDs passing ... Alabama, 2012 (4)
 Had five passes intercepted ... Northwestern [Outback], 2009 (5)
 Had four passes intercepted ... Northwestern [Outback], 2009 (5)
 Had 600 yards total offense ... Texas A&M, 2012 (671)
 Had 500 yards total offense ... Texas A&M, 2012 (671)
Had 400 yards total offense ... Mississippi State, 2013 (415)
 Had five or more fumbles ... South Carolina, 2005 (5)
 Lost four or more fumbles ... Mississippi State, 2002 (4)
 Had four or more turnovers ... Louisiana-Monroe, 2010 (3 fum/1 int)
 Returned a punt for a TD ... LSU, 2005 (Skyler Green, 66)
 Returned a kickoff for a TD ... Chattanooga, 2010 (Brian Sutherland, 98)
 Returned an interception for a TD ... Alabama, 2011 (DeMarcus Milliner, 35)
 Returned a fumble for a TD ... Ole Miss, 2012 (C.M. Johnson, 2)
 Returned a blocked punt for a TD ... Mississippi State, 2009 (Robert Elliott, 10)
 Blocked an Auburn punt ... Mississippi State, 2009
 Blocked an Auburn field goal ... Mississippi State, 2010 (Fletcher Cox)
 Had a successful on-side kick ... Ole Miss, 2010 (Andrew Ritter/Fon Ingram)
 Held Auburn to 300 yards total offense ... Alabama, 2012 (163)
 Held Auburn to 200 yards total offense ... Alabama, 2012 (163)
 Held Auburn to 150 yards total offense ... Alabama, 2011 (140)
 Held Auburn below 100 yards rushing ... Alabama, 2013 (92)
 Held Auburn below 50 yards rushing ... Arkansas, 2012 (40)
 Held Auburn to negative yards rushing ... Tennessee, 1997 (-15)
Held Auburn below 100 yards passing ... Washington State, 2013 (99)
 Held Auburn to 10 or fewer first downs ... Alabama, 2012 (7)
 Had 10 or more penalties ... Mississippi State, 2011 (10)
 Had 100 or more yards in penalties ... Arkansas, 2007 (100)
 Had two 100-yard rushers in a game ... Georgia, 2012 (Todd Gurley, 116; Keith Marshall, 105)
 Had two 100-yard receivers in a game ... Northwestern [Outback], 2009 (Andrew Brewer, 133; Drake Dunsmore, 120)
 Had a 100-yard rusher and a 100-yard receiver ... Alabama, 2012 (Eddie Lacy, 131 rush; Amari Cooper, 109 rec.)
 Had a 100-yard rusher and two 100-yard receivers ... Tulane, 2006 (Matt Forte, 117 rush; Preston Brown, 139 rec.; Damarcus Davis, 126 rec.)
Did Not Have a Turnover ... Mississippi State, 2013
 Scored a safety ... LSU, 2012
 Scored a two-point conversion ... Florida Atlantic, 2011 (Graham Wilbert to Nexon Dorvilus)
 Had 35 minutes time of possession ... Georgia, 2011 (40:55)

An Opposing Player

Rushed for 200 yards in a game ... Andre Ellington, Clemson, 2012 (228)
 Rushed for 150 yards in a game ... Zac Stacy, Vanderbilt, 2012 (169)
Rushed for 100 yards in a game ... Dak Prescott (133), Mississippi State, 2013 (133)
 Passed for 400 yards in a game ... Mike Kafka, Northwestern [Outback], 2009 (532)
 Passed for 350 yards in a game ... Tajh Boyd, Clemson, 2011 (386)
Passed for 300 yards in a game ... Connor Halliday, Washington State, 2013 (344)
 Attempted 70 passes in a game ... Mike Kafka, Northwestern [Outback], 2009 (78)
Attempted 60 passes in a game ... Connor Halliday, Washington State, 2013 (65)
Attempted 50 passes in a game ... Connor Halliday, Washington State, 2013 (65)
Attempted 40 passes in a game ... Adam Kennedy, Arkansas State, 2013 (41)
 Completed 40 passes in a game ... Mike Kafka, Northwestern [Outback], 2009 (47)
Completed 25 passes in a game ... Adam Kennedy, Arkansas State, 2013 (29)
 Threw three or more TD passes in a game ... A.J. McCarron, Alabama, 2012 (4)
 Had 400 yards total offense ... Tajh Boyd, Clemson, 2011 (416)
Had 350 yards total offense ... Connor Halliday, Washington State, 2013 (358)
 Accounted for 5 or more TDs ... Johnny Manziel, Texas A&M, 2012 (5)
 Threw, Ran and Caught a TD in a game ... Bo Wallace, Ole Miss, 2012 (2 rush, 1 pass, 1 rec.)
 Caught 10 or more passes ... DeAndre Hopkins, Clemson, 2012 (13)
Caught seven or more passes ... Julian Jones, Arkansas State, 2013 (7)
 Three or more players caught seven or more passes ... Sammy Watkins (10), DeAndre Hopkins (7), Dwayne Allen (7), Clemson, 2011
 Had 100 yards receiving ... Amari Cooper, Alabama, 2012 (109)
 Had 200 yards receiving ... Charles Lee, Central Florida, 1999 (203)
 Caught three or more TD passes ... Chris Collins, Ole Miss, 2002 (3)
 Caught two or more TD passes ... Amari Cooper and Kevin Norwood, Alabama, 2012 (2)
 Scored three TDs ... Johnny Manziel, Texas A&M, 2012 (3)
 Had a 90-yard run ... Joe Adams, Arkansas, 2011 (92 [TD])
 Had an 80-yard run ... Jeff Scott, Ole Miss, 2010 (83) [TD]
 Had a 70-yard run ... Jeff Scott, Ole Miss, 2010 (83) [TD]
 Had a 60-yard run ... Keith Marshall, Georgia, 2012 (62)
 Completed an 80-yard pass ... Darren Thomas to Jeff Maehl, Oregon [BCSNCG], 2010 (81)
 Completed a 70-yard pass ... Darren Thomas to Jeff Maehl, Oregon [BCSNCG], 2010 (81)
Completed a 60-yard pass ... Dak Prescott to Robert Johnson, Miss. State, 2013 (61)
Completed a 50-yard pass ... Dak Prescott to Robert Johnson, Miss. State, 2013 (61)
 Kicked a 50-yard field goal ... Steve Lindsey, Ole Miss, 1997 (52)
 Had a 70-yard punt ... Blake McAdams, Mississippi State, 2007 (73)
 Had a 60-yard punt ... Brad Wing, LSU, 2012 (60)
 Made four or more FGs ... Chandler Catanzaro, Clemson, 2012 (4)
Made three or more FGs ... Brian Davis, Arkansas State, 2013 (3)

Both Teams

Had a player return a interception for a touchdown... Mississippi State, 2011 [AU Demetruce McNeal 43 yds; MSU Johnathan Banks 27 yds]
 Combined for 1,000 yards of total offense... Auburn (435) at Clemson (624), 2011 (1,059)

Items in BOLD set during 2013 season



CAREER STATS UPDATE

Field Goal Percentage (Min. 10 made)

Player	Seasons	FGM	FGA	Pct
1. Scott Etheridge	1992-93	34	43	.791
2. Matt Hawkins	1994-95	26	33	.788
3. Cody Parkey	2010-present	31	40	.775
4. Win Lyle	1987-89	45	59	.763
5. Wes Byrum	2007-10	60	80	.750
6. Jaret Holmes	1996-97	27	37	.730
7. John Vaughn	2003-06	50	69	.725
8. Ed Dyas	1958-60	17	24	.708
9. Gardner Jett	1970-72	23	34	.676
Jim Von Wyl	1990-91	32	48	.667
Robert McGinty	1984	12	18	.667

Field Goals Made

Player	Seasons	Pct	FGA	FGM
1. Wes Byrum	2007-10	.750	80	60
2. John Vaughn	2003-06	.725	69	50
3. Damon Duval	1999-02	.608	74	45
Win Lyle	1987-89	.763	59	45
5. Al Del Greco	1980-83	.609	69	42
6. Jorge Portela	1977-79	.613	62	38
7. Scott Etheridge	1992-93	.791	43	34
8. Jim Von Wyl	1990-91	.667	48	32
9. Cody Parkey	2010-present	.775	40	31
John Riley	1967-69	.492	63	31
11. Jaret Holmes	1996-97	.730	37	27

Most Points Kicking

Player	Seasons	FG	PAT	Pts
1. Wes Byrum	2007-10	60	183	363
2. John Vaughn	2003-06	50	162	312
3. Damon Duval	1999-02	45	125	260
4. Al Del Greco	1980-83	42	110	236
5. Win Lyle	1987-89	45	95	230
6. Jorge Portela	1977-79	38	74	188
7. John Riley	1967-69	31	80	173
8. Cody Parkey	2010-present	31	78	171
9. Scott Etheridge	1992-93	34	65	167
Gardner Jett	1970-72	23	98	167
11. Jaret Holmes	1996-97	27	79	160
Matt Hawkins	1994-95	26	82	160

PATs Made

Player	Seasons	Pct	Att	Made
1. Wes Byrum	2007-10	.984	186	183
2. John Vaughn	2003-06	.994	163	162
3. Damon Duval	1999-02	1.000	125	125
4. Al Del Greco	1980-83	.991	111	110
5. Gardner Jett	1970-72	.942	104	98
6. Win Lyle	1987-89	.990	96	95
7. Matt Hawkins	1994-95	.932	88	82
8. John Riley	1967-69	.860	93	80
9. Jaret Holmes	1996-97	.963	82	79
10. Cody Parkey	2010-present	.987	79	78
11. Jorge Portela	1977-79	.949	78	74

PATs Attempted

Player	Seasons	Made	Pct	Att
1. Wes Byrum	2007-10	183	.984	186
2. John Vaughn	2003-06	162	.994	163
3. Damon Duval	1999-02	125	1.000	125
4. Al Del Greco	1980-83	110	.991	111
5. Gardner Jett	1970-72	98	.942	104
6. Win Lyle	1987-89	95	.990	96
7. John Riley	1967-69	80	.860	93
8. Matt Hawkins	1994-95	82	.932	88
9. Jaret Holmes	1996-97	79	.963	82
10. Cody Parkey	2010-present	78	.987	79
Jorge Portela	1977-79	74	.949	78

PAT Percentage (Min. 30 made)

Player	Seasons	Made	Att	Pct
1. Damon Duval	1999-02	125	125	1.000
Scott Etheridge	1992-93	65	65	1.000
3. John Vaughn	2003-06	162	163	.994
4. Al Del Greco	1980-83	110	111	.991
5. Win Lyle	1987-89	95	96	.990
6. Cody Parkey	2010-present	78	79	.987
7. Wes Byrum	2007-10	183	186	.984
Chris Knapp	1985-86	62	63	.984
9. Neil O'Donoghue	1975-76	32	33	.970
10. Robert McGinty	1984	31	32	.969

Punts

Player	Seasons	Yards	Avg	No
1. Lewis Colbert	1982-85	10179	41.7	244
2. Damon Duval	1999-02	9842	43.4	227
3. Kody Bliss	2003-06	8861	43.9	202
Skip Johnston	1977-79	7220	42.0	172
5. Tommy Lunceford	1965-67	7017	41.0	171
6. Terry Daniel	1992-94	7522	44.5	169
7. Jon Kilgore	1962-64	6631	40.1	163
8. Steven Clark	2010-present	6457	40.1	161
9. David Beverly	1970-72	6290	39.8	158
10. Brian Shulman	1986-88	6580	41.9	157
11. Clyde Baumgartner	1974-76	6086	39.8	153

Punting Yards

Player	Seasons	No	Avg	Yards
1. Lewis Colbert	1982-85	244	41.7	10179
2. Damon Duval	1999-02	227	43.4	9842
3. Kody Bliss	2003-06	202	43.9	8861
4. Terry Daniel	1992-94	169	44.5	7522
5. Skip Johnston	1977-79	172	42.0	7220
6. Tommy Lunceford	1965-67	171	41.0	7017
7. Jon Kilgore	1962-64	163	40.1	6631
8. Brian Shulman	1986-88	157	41.9	6580
9. Steven Clark	2010-present	161	40.1	6457
10. David Beverly	1970-72	158	39.8	6290
11. Clyde Baumgartner	1974-76	153	39.8	6086



CAREER STATS UPDATE

Punting Average (Min. 50 punts)

Player	Seasons	No	Yards	Avg
1. Terry Daniel	1992-94	169	7522	44.51
2. Kody Bliss	2003-06	202	8861	43.87
3. Damon Duval	1999-02	227	9842	43.36
4. Jaret Holmes	1996-97	110	4676	42.51
5. Skip Johnston	1977-79	172	7220	41.98
6. Brian Shulman	1986-88	157	6580	41.91
7. Lewis Colbert	1982-85	244	10179	41.72
8. Clinton Durst	2008-09	134	5559	41.49
9. Tommy Lunceford	1965-67	171	7017	41.04
10. Alan Bollinger	1980-81	121	4937	40.80
Steven Clark	2010-present	161	6457	40.11

Rushing Yardage

Player	Seasons	Att	Avg	Yards
1. Bo Jackson	1982-85	650	6.62	4303
2. Carnell Williams	2001-04	741	5.17	3831
3. James Brooks	1977-80	621	5.67	3523
4. Joe Cribbs	1976-79	657	5.13	3368
5. Ben Tate	2006-09	678	4.90	3321
6. Stephen Davis	1993-95	488	5.76	2811
7. Brent Fullwood	1983-86	390	7.15	2789
8. Ronnie Brown	2000-04	513	5.28	2707
9. Onterio McCalebb	2009-12	406	6.37	2586
10. Stacy Danley	1987-90	526	4.61	2427
11. Michael Dyer	2010-11	424	5.51	2335
12. James Joseph	1986-90	452	5.17	2264
13. Kenny Irons	2005-06	454	4.81	2186
14. James Bostic	1991-93	396	5.26	2084
15. Lionel James	1980-83	348	6.14	2068
16. Secdrick McIntyre	1973-76	462	4.31	1992
17. Fob James	1952-55	317	6.03	1913
18. Phil Gargis	1973-76	456	4.13	1884
19. Tommie Agee	1983-86	356	4.87	1735
20. Jimmy Sidle	1962-64	326	5.22	1703
21. Brad Lester	2004-08	371	4.55	1689
22. Joe Childress	1953-55	321	5.19	1667
23. Curtis Kuykendall	1944-45	217	7.46	1619
24. Rudi Johnson	2000	324	4.84	1567
25. Terry Henley	1970-72	343	4.47	1534
26. Tommy Lorino	1956-58	227	6.55	1486
27. Cam Newton	2010	264	5.58	1473
28. Monk Gafford	1940-42	221	6.40	1414
29. Mario Fannin	2007-10	233	5.86	1366
30. Mitzi Jackson	1973-75	243	5.65	1373
31. Tre Mason	2011-present	238	5.75	1369
32. William Andrews	1976-78	267	5.04	1347
33. Ed Dyas	1958-60	261	4.97	1298
34. Fred Beasley	1994-97	282	4.40	1241
35. Tom Bryan	1964-66	265	4.32	1144

Kickoff Returns

Player	Seasons	Avg	Yards	Ret
1. Thomas Bailey	1991-94	20.5	1520	74
2. James Brooks	1977-80	25.4	1726	68
3. Demond Washington	2009-10	26.0	1614	62
4. Tristan Davis	2005-08	26.5	1455	55
5. Onterio McCalebb	2009-12	25.7	1360	53
6. Robert Baker	1995-96	21.3	979	46
7. Markeith Cooper	1996-99	23.9	1077	45
8. Mario Fannin	2006-10	21.5	944	44
Roderick Hood	2000-02	19.9	874	44
10. Tim Carter	1998-01	23.9	956	40
Tre Mason	2011-present	27.8	888	32

Kickoff Return Yardage

Player	Seasons	Ret	Avg	Yards
1. James Brooks	1977-80	68	25.4	1726
2. Demond Washington	2009-10	62	26.0	1614
3. Thomas Bailey	1991-94	74	20.5	1520
4. Tristan Davis	2005-08	55	26.5	1455
5. Onterio McCalebb	2009-12	53	25.7	1360
6. Markeith Cooper	1996-99	45	23.9	1077
7. Robert Baker	1995-96	46	21.3	979
8. Tim Carter	1998-01	40	23.9	956
9. Mario Fannin	2006-10	44	21.5	944
10. Tre Mason	2011-present	32	27.8	888
11. Roderick Hood	2000-02	44	19.9	874

Kickoff Return Average (Min. 20 returns)

Player	Seasons	Ret	Yards	Avg
1. Tre Mason	2011-present	32	888	27.75
2. Tristan Davis	2005-08	55	1455	26.45
3. Demond Washington	2009-10	62	1614	26.03
4. Rick Neel	1973-75	26	673	25.88
5. Onterio McCalebb	2009-12	53	1360	25.66
6. James Brooks	1977-80	68	1726	25.38
7. Markeith Cooper	1996-99	45	1077	23.93
8. Tim Carter	1998-01	40	956	23.90
9. Joe Cribbs	1976-79	22	507	23.05
10. Devin Aromashodu	2002-05	38	860	22.63

SEC Champions:

1957, 1983, 1987, 1988, 1989, 2004, 2010

SEC West Champions:

1997, 2000, 2001, 2002, 2004, 2005, 2010

2013 AUBURN FOOTBALL GAME NOTES



AUBURN OFFENSIVE CAREER BESTS

44 • CAMERON ARTIS-PAYNE

Rush Attempts.....	19	Arkansas State	9/7/13
Rush Yards.....	102	Arkansas State	9/7/13
Rush TD.....	1	Arkansas State	9/7/13
Rush Long.....	19	Washington State	8/31/13
AP Yards.....	102	Arkansas State	9/7/13

4 • QUAN BRAY

Receptions.....	6	at Mississippi State	9/8/12
Rec. Yards.....	80	Mississippi State	9/14/13
Rec. Long.....	76	Mississippi State	9/14/13
Rec. TD.....	1	Mississippi State	9/14/13
AP Yards.....	124	Mississippi State	9/14/13
Kick Ret.....	2	3x (last at Alabama)	11/24/12
Kick Ret Yds.....	55	Utah State	9/3/11
Kick Ret Long.....	33	2x (last vs. Arkansas State)	9/7/13
Punt Ret.....	3	6x (last vs. Mississippi State)	9/14/13
Punt Ret Yds.....	48	Alabama A&M	11/17/12
Punt Ret Long.....	38	NMSU	11/3/12
Completions.....	1	ULM	9/15/12
Pass Attempts.....	1	ULM	9/15/12
Pass Yards.....	34	ULM	9/15/12
Pass TDs.....	1	ULM	9/15/12

30 • STEVEN CLARK

Punts.....	9	2x (last vs. Florida)	10/15/11
Long Punt.....	58	Mississippi State	9/10/11
Inside 20.....	6	at Arkansas	10/8/11

18 • SAMMIE COATES

Receptions.....	3	2x (last vs. Mississippi State)	9/14/13
Rec. Yards.....	68	Arkansas State	9/7/13
Rec. Long.....	68	Arkansas State	9/7/13
Rec. TD.....	1	3x (last vs. Arkansas State)	9/7/13

10 • MARCUS DAVIS

Receptions.....	6	Mississippi State	9/14/13
Rec. Yards.....	43	Mississippi State	9/14/13
Rec. Long.....	18	Arkansas State	9/7/13
Rec. TD.....	1	Arkansas State	9/7/13

89 • JAYLON DENSON

Receptions.....	1	4x (last vs. Mississippi State)	9/14/13
Rec. Yards.....	17	2x (last vs. Mississippi State)	9/14/13
Rec. Long.....	17	2x (last vs. Mississippi State)	9/14/13

11 • BRANDON FULSE

Receptions.....	2	FAU	9/24/11
Rec. Yards.....	11	FAU	9/24/11

20 • COREY GRANT

Rush Attempts.....	9	Washington State	8/31/13
Rush Yards.....	146	Washington State	8/31/13
Rush TD.....	1	2x (last vs. Arkansas State)	9/7/13
Rush Long.....	75	Washington State	8/31/13
AP Yards.....	146	Washington State	8/31/13

5 • RICARDO LOUIS

Receptions.....	3	Mississippi State	9/14/13
Rec. Yards.....	34	Mississippi State	9/14/13
Rec. Long.....	21	New Mexico State	11/3/12
Rush Attempts.....	2	Texas A&M	10/27/12
Rush Yards.....	4	Mississippi State	9/14/13
Rush Long.....	4	Mississippi State	9/14/13
Kick Ret.....	2	at Alabama	11/24/12
Kick Ret Yds.....	37	at Alabama	11/24/12
Kick Ret Lg.....	25	at Alabama	11/24/12

21 • TRE MASON

Rush Attempts.....	22	2x (last vs. NMSU)	11/3/12
Rush Yds.....	181	Alabama A&M	11/17/12
Rush Lg.....	86	Alabama A&M	11/17/12
Rush TD.....	2	2x (last vs. AAMU)	11/17/12
Receptions.....	3	Georgia	11/10/12
Rec. Yards.....	34	ULM	9/15/12
Rec. Long.....	34	ULM	9/15/12
AP Yards.....	220	Washington State	8/31/13
Kick Ret.....	6	Mississippi State	9/10/11
Kick Ret Yds.....	176	Utah State	9/3/11
Kick Ret Lg.....	100	Washington State	8/31/13
Kick Ret TD.....	1	2x (last vs. Washington State)	8/31/13

14 • NICK MARSHALL

Completions.....	23	Mississippi State	9/14/13
Pass Attempts.....	34	Mississippi State	9/14/13
Pass Yards.....	339	Mississippi State	9/14/13
Pass Yards (quarter).....	151	Mississippi State (first quarter)	9/14/13
Pass TDs.....	2	2x (last vs. Mississippi State)	9/14/13
Interceptions.....	2	Mississippi State	9/14/13
Pass Long.....	76	Mississippi State	9/14/13
Rush Attempts.....	10	Mississippi State	9/14/13
Rush Yards.....	52	Arkansas State	9/7/13
Rush Long.....	25	Arkansas State	9/7/13
Receptions.....	1	Mississippi State	9/14/13
Rec. Yards.....	37	Mississippi State	9/14/13
Rec. Long.....	37	Mississippi State	9/14/13
AP Yards.....	59	Mississippi State	9/14/13

36 • CODY PARKEY

FG Attempts.....	4	2x (last vs. Clemson)	9/1/12
FGs Made.....	4	2x (last vs. Clemson)	9/1/12
Career Long.....	47	2x (last vs. Mississippi State)	9/14/13

35 • JAY PROSCH

Rush Attempts.....	3	at Alabama	11/24/12
Rush Yards.....	9	Georgia	11/10/12
Rush Long.....	5	2x (last vs. Georgia)	11/10/12
Rush TD.....	1	2x (last vs. Alabama A&M)	11/17/12
Receptions.....	3	Arkansas State	9/7/13
Rec. Yards.....	31	Arkansas State	9/7/13
Rec. Long.....	20	Arkansas State	9/7/13

1 • TROVON REED

Receptions.....	5	Florida Atlantic	5/24/11
Rec. Yards.....	40	NMSU	11/3/12
Rec. Long.....	40	NMSU	11/3/12
Rec. TD.....	1	NMSU	11/3/12
Rush Attempts.....	2	at Clemson	9/17/11
Rush Yds.....	12	at Clemson	9/17/11
Rush Lg.....	10	at Clemson	9/17/11
AP Yards.....	62	Arkansas	10/6/12
Punt Ret.....	3	Florida Atlantic	5/24/11
Punt Ret Yds.....	14	Florida Atlantic	5/24/11
Punt Ret Lg.....	9	2x (last vs. Mississippi State)	9/10/11

81 • C.J. UZOMAH

Receptions.....	3	2x (last vs. Mississippi State)	9/14/13
Receiving Yards.....	90	Texas A&M	10/27/12
Rec. TDs.....	1	2x (last vs. Mississippi State)	9/14/13
Rec. Long.....	38	Texas A&M	10/27/12
Completions.....	1	at Georgia	11/12/11
Pass Attempts.....	1	3x (last at Georgia)	11/12/11
Pass Yards.....	4	at Georgia	11/12/11
Pass TDs.....	1	at Georgia	11/12/11

12 • JONATHAN WALLACE

Completions.....	15	Georgia	11/10/12
Pass Attempts.....	22	Georgia	11/10/12
Pass Yards.....	181	Georgia	11/10/12
Pass TDs.....	2	Texas A&M	10/27/12
Pass Long.....	51	Alabama A&M	11/17/12
Rush Attempts.....	13	Texas A&M	10/27/12
Rush Yards.....	71	Texas A&M	10/27/12
Rush Long.....	12	Texas A&M	10/27/12



AUBURN DEFENSIVE CAREER BESTS

1 • MONTRAVIUS ADAMS

Tackles.....	3	Mississippi State	9/14/13
TFL.....	1.0	Washington State	8/31/13
Sacks.....	1.0	Washington State	8/31/13

21 • MACKENRO ALEXANDER

Tackles.....	1	Arkansas State	9/7/13
TFL.....	1.0	Arkansas State	9/7/13

98 • ANGELO BLACKSON

Tackles.....	5	New Mexico State	11/3/12
TFL.....	2.0	New Mexico State	11/3/12
Sacks.....	1.0	New Mexico State	11/3/12
Fumbles Forced.....	1	2x (last at Vanderbilt)	10/20/12
Fumbles Recovered.....	1	LSU	9/22/12
Blocked Kicks.....	1	3x (last vs. ULM)	9/15/12

50 • BEN BRADLEY

Tackles.....	2	2x (last vs. Mississippi State)	9/14/13
TFL.....	1.0	2x (last vs. Arkansas State)	9/7/13
Sacks.....	1.0	Washington State	8/31/13

92 • KENNETH CARTER

Tackles.....	5	2x (last at Mississippi State)	9/8/12
TFL.....	1.0	2x (last at Mississippi State)	9/8/12

95 • ELIJAH DANIEL

Tackles.....	1	Arkansas State	9/7/13
TFL.....	0.5	Arkansas State	9/7/13

11 • CHRIS DAVIS

Tackles.....	10	Arkansas State	9/7/13
Deflections.....	3	Washington St.	8/31/13
TFL.....	1.5	Arkansas State	9/7/13
Forced Fumbles.....	1	Arkansas State	9/7/13
Punt Ret.....	1	2x (last vs. Arkansas State)	9/7/13
Punt Ret Yds.....	19	Washington St.	8/31/13
Punt Ret Long.....	19	Washington St.	8/31/13

28 • T.J. DAVIS

Tackles.....	10	Arkansas State	9/7/13
--------------	----	----------------	--------

52 • JUSTIN DELAINE

Tackles.....	2	Arkansas State	9/7/13
TFL.....	1.0	Arkansas State	9/7/13

94 • NOSA EGVAE

Tackles.....	9	Mississippi State	9/10/11
TFL.....	2.5	South Carolina (SECCG)	12/4/10
Sacks.....	2.0	Georgia	11/13/10

31 • TRENT FISHER

Tackles.....	5	Texas A&M	10/27/12
Interception.....	1	Alabama A&M	11/17/12
Int. for TD.....	1	Alabama A&M	11/17/12
TD yards.....	60	Alabama A&M	11/17/12

95 • DEE FORD

Tackles.....	7	Clemson	9/1/12
TFL.....	2.0	2x (last vs. Alabama A&M)	11/17/12
Sacks.....	2.0	2x (last vs. Alabama A&M)	11/17/12

23 • JOHNATHAN FORD

Tackles.....	1	Arkansas State	9/7/13
--------------	---	----------------	--------

17 • KRIS FROST

Tackles.....	5	Arkansas State	9/7/13
TFL.....	0.5	Arkansas State	9/7/13
Fumbles Forced.....	1	at Alabama	11/24/12

26 • JUSTIN GARRETT

Tackles.....	5	Samford	11/19/11
TFL.....	1.0	2x (last vs. Mississippi State)	9/14/13

55 • KEYMIYA HARRELL

Tackles.....	2	New Mexico St.	11/3/12
TFL.....	1.0	New Mexico St.	11/3/12
Sacks.....	1.0	New Mexico St.	11/3/12

5 • JAKE HOLLAND

Tackles.....	11	2x (last vs. Clemson)	9/1/12
TFL.....	2.0	Utah State	9/3/11
Sacks.....	1.0	Louisiana-Monroe	10/2/10
Fumble Recoveries.....	1	Arkansas State	9/7/13
Deflections.....	1	Clemson	9/1/12

15 • JOSHUA HOLSEY

Tackles.....	5	3x (last vs. Washington St.)	8/31/13
Interceptions.....	1	vs. Washington St.	8/31/13
TFL.....	1.0	2x (last at Alabama)	11/24/12
Deflections.....	1	5x (last vs. Washington St.)	8/31/13

21 • JONATHAN JONES

Tackles.....	7	at Ole Miss	10/13/12
--------------	---	-------------	----------

55 • CARL LAWSON

Tackles.....	2	Arkansas State	9/7/13
Fumbles Forced.....	1	Arkansas State	9/7/13

30 • CASSANOVA MCKINZY

Tackles.....	12	at Vanderbilt	10/20/12
TFL.....	0.5	Arkansas	10/6/12
Fumbles Forced.....	1	at Vanderbilt	10/20/12
Fumbles Recovered.....	1	at Vanderbilt	10/20/12

6 • JONATHON MINCY

Tackles.....	8	2x (last vs. Washington St.)	8/31/13
Deflections.....	3	vs. Washington St.	8/31/13
Fumbles Forced.....	1	at Mississippi State	9/8/12
Fumbles Recovered.....	1	at South Carolina	10/1/11
TFL.....	1.0	4x (last vs. Texas A&M)	10/27/12
Sacks.....	1.0	at Ole Miss	10/13/12

16 • JAVIERE MITCHELL

Tackles.....	2	Arkansas State	9/7/13
--------------	---	----------------	--------

10 • LADARIUS OWENS

Tackles.....	8	Arkansas State	9/7/13
TFL.....	2.0	Arkansas State	9/7/13
Sacks.....	1.0	2x (last vs. Arkansas State)	9/7/13

42 • GIMEL PRESIDENT

Tackles.....	1	Arkansas State	9/7/13
--------------	---	----------------	--------

13 • CRAIG SANDERS

Tackles.....	4	2x (last Arkansas State)	9/7/13
Sacks.....	0.5	Arkansas State	9/7/13
TFL.....	2.0	vs. Washington State	8/31/13

24 • RYAN SMITH

Tackles.....	12	vs. Clemson	9/1/12
TFL.....	1.0	2x (last vs. Virginia, CFA)	12/31/11
Fumbles Recovered.....	1	2x (last at Alabama)	11/24/12

43 • ANTHONY SWAIN

Tackles.....	2	Arkansas State	9/7/13
--------------	---	----------------	--------

27 • ROBENSON THEREZIE

Tackles.....	7	vs. Washington St.	8/31/13
Deflections.....	1	2x (last vs. Washington St.)	8/31/13
Interceptions.....	2	vs. Washington St.	8/31/13
TFL.....	1.0	4x (last vs. Mississippi State)	9/14/13

54 • JEFFREY WHITAKER

Tackles.....	4	2x (last vs. LSU)	9/22/12
Sacks.....	0.5	Georgia	11/10/12
TFL.....	1.0	Ole Miss	10/29/11
Fumbles Forced.....	1	vs. LSU	9/22/12

19 • RYAN WHITE

Tackles.....	8	Mississippi State	9/14/13
Deflections.....	2	Mississippi State	9/14/13

9 • JERMAINE WHITEHEAD

Tackles.....	12	at Mississippi State	9/8/12
TFL.....	1.0	2x (last vs. Georgia)	11/10/12
Sacks.....	1.0	ULM	9/15/12
Interceptions.....	1	Florida Atlantic	9/24/11
Deflections.....	2	Arkansas	10/6/12
Fumbles Recovered.....	1	at Mississippi State	9/8/12

90 • GABE WRIGHT

Tackles.....	8	at Alabama	11/24/12
TFL.....	2.0	Arkansas State	9/7/13
Sacks.....	1.0	at Vanderbilt	10/20/12
Fumbles Forced.....	1	Arkansas	10/8/11