





#LSUWIN

 @LSUfbal
 @LSUCoachMiles
 /LSUfootball
 @LSUfootball

LSU

2013 FOOTBALL

NATIONAL CHAMPIONS

1958 • 2003 • 2007

SEC CHAMPIONS

1935 • 1936 • 1958 • 1961 • 1970
1986 • 1988 • 2001 • 2003 • 2007 • 2011

GAME

2

UAB

September 7, 2013
 6:02 p.m. CDT • ESPN
 Baton Rouge, La.
 Tiger Stadium (92,542)

2013 SCHEDULES

#9/11 LSU (1-0, 0-0 SEC)

DATE	LSU RANK	OPPONENT	TV	TIME/RES.
AUGUST (1-0)				
31	#12/13	vs. #20/20 TCU	ESPN	W, 37-27
SEPTEMBER (0-0)				
7	#9/11	UAB	ESPNU	6 p.m.
14		Kent State	ESPN/2/U	6 p.m.
21		Auburn *	TBA	TBA
28		at Georgia *	TBA	TBA
OCTOBER				
5		at Mississippi State *	TBA	TBA
12		Florida *	TBA	TBA
19		at Ole Miss *	TBA	TBA
26		Furman	TBA	TBA
NOVEMBER				
9		at Alabama *	TBA	TBA
23		Texas A&M *	TBA	TBA
29		Arkansas *	CBS	1:30 p.m.
DECEMBER				
7		SEC Championship Game	CBS	3 p.m.
		Atlanta, Ga.		

AUGUST (1-0)

SEPTEMBER (0-0)

BREAKDOWN

LSU

Record 1-0 (0-0 SEC)
Ranking No. 9 Associated Press
 No. 11 USA Today/Coaches
Last Game Aug. 31 in Arlington, Texas
 def. #20 TCU, 37-27
Head Coach Les Miles
Career Record 114-42/13th year
LSU Record 86-21/ninth year
Miles vs. UAB 0-0
vs. McGee 0-0
LSU vs. UAB 0-1



UAB

Record 0-1 (0-0 C-USA)
Ranking NR Associated Press
 NR USA Today/Coaches
Last Game Aug. 31 in Troy, Ala.
 lost to Troy, 34-31 in OT
Head Coach Garrick McGee
Career Record 3-10/second year
UAB Record same
vs. LSU 0-0
vs. Miles 0-0



NEXT UP

No. 9/11 LSU Opens Home Schedule Against UAB Saturday Night In Tiger Stadium

LSU opens its home schedule on Saturday when the No. 9/11 Tigers host UAB at 6 p.m. in Tiger Stadium. The game will be televised on ESPNU with Clay Matvick, Matt Stinchcomb, and Dawn Davenport on the call. LSU enters the game with a 1-0 mark after opening the season with a 37-27 victory over No. 20 TCU in the Cowboys Classic in Arlington, Texas. UAB lost its opener, 34-31, in overtime at Troy. Saturday's game will be just the second between the teams as UAB won the only other contest, 13-10, in 2000 in Tiger Stadium. Since that home loss to UAB, LSU has won 37 straight games against non-conference opponents in Tiger Stadium. Under head coach **Les Miles**, LSU is 25-0 in Tiger Stadium against teams from outside the Southeastern Conference. Last week, LSU extended its FBS record non-conference regular season winning streak to 42 straight with the win over TCU, a run that goes back to the 2002 season. LSU hasn't lost a non-conference regular season game since falling to Virginia Tech, 26-8, in the 2002 season opener. LSU goes into the UAB game coming off an impressive showing on both sides of the ball in the opener against TCU. The LSU offense racked up 26 first downs, 448 total yards (197 rushing, 251 passing) with 36 minutes of possession time against TCU. QB **Zach Mettenberger** connected on 16-of-32 passes for 251 yards and a TD, while RB **Terrence Magee** scored a pair of TDs on the ground and led the Tigers with 95 rushing yards. WR **Jarvis Landry** hauled in 8 passes for 109 yards and 1 TD. Defensively, LSU limited the Horned Frogs to just 259 total yards (114 rushing, 145 passing) and to just two scoring drives of 50-yards or more. CB **Jalen Mills** led defense with 5 tackles, 1 pass breakup and an interception. In special teams, PK **Colby Delahoussaye** converted on all three of his field goal attempts in his collegiate debut, while **Odell Beckham Jr.** returned a fourth quarter kickoff 75 yards to setup LSU's final touchdown.

NOTEABLES

- LSU has won seven straight home-opener and the Tigers are 7-1 under **Les Miles** in those games with the lone loss coming to Tennessee, 30-27, in 2005. LSU is 17-1 in home-opener dating back to the 1995 season.
- LSU is 32-0 under **Les Miles** in non-conference regular-season games.
- LSU scored 30+ points in the season-opener vs. TCU, the eighth straight year that the Tigers have reached the 30-point mark in the first game of the season. LSU has won 31 straight games when reaching 30 points and the Tigers are 59-4 under **Les Miles** when hitting the 30-point mark.
- All four running backs listed on the LSU depth chart have led the Tigers in rushing for at least one game in

- their careers after **Terrence Magee's** 95-yard effort vs. TCU. **Jeremy Hill** leads all active Tigers with 7 games as LSU's top rusher, followed by **Alfred Blue** (5), and **Kenny Hilliard** (4).
- LSU played 8 true freshmen and a total of 16 players saw their first collegiate action in the win over TCU. Since taking over at LSU in 2005, **Les Miles** has sent 81 true freshmen to the field, an average of 9 per year.
- LSU is riding a streak of 66 consecutive appearances in the AP Top 25, which ranks as the nation's second-longest streak behind Alabama.
- **Zach Mettenberger's** 251 passing yards against TCU was the most by an LSU quarterback in a season-opener since JaMarcus Russell threw for 253 yards to open the 2006 season vs.

- Louisiana-Lafayette.
- LSU QB **Zach Mettenberger** is now 11-3 as the starting quarterback for the Tigers. Dating back to last year, Mettenberger has thrown for 250 yards or more in four of LSU's last six games.
- After week 1, LSU junior WR **Odell Beckham Jr.** leads the SEC in all-purpose yards with 272. Against TCU, Beckham Jr. had 136 kickoff return yards, 118 receiving yards and 18 rushing yards. The 272 all-purpose yards also tied for 6th in LSU single-game history.
- Dating back to last season, junior WR **Jarvis Landry** has caught 41 passes in LSU's last six games. He's caught 8 passes or more in four of LSU's last six games.

ON THE AIR



LSU Sports Radio Network

Jim Hawthorne, play-by-play
 Gordy Rush, analyst
 Bill Franques, sideline



ESPNU

Clay Matvick, play-by-play
 Matt Stinchcomb, analyst
 Dawn Davenport, sideline



Cox Sports (delay)

Lyn Rollins, play-by-play
 Greg Bowser, analyst
 Ronnie Rantz, sideline

UAB Week

2

MONDAY

Practice

4 p.m. - McClendon
Practice Facility (Closed)

3

TUESDAY

Miles Press Luncheon

11:30 a.m. - Athletic
Building, 5th Floor

1:15 p.m. - Player
Interviews (Indoor Facility)

Practice

4 p.m. - McClendon
Practice Facility (Closed)
6 p.m. - Player Interviews

4

WEDNESDAY

SEC Teleconference

10 a.m. Miles on call

Practice

4 p.m. - McClendon
Practice Facility (Closed)

6 p.m. - Miles post practice
interview (Team Room)

Miles Radio Show

7 p.m. - TJ Ribs (Acadian)

5

THURSDAY

Practice

4 p.m. - McClendon
Practice Facility (Closed)

6

FRIDAY

Walk Through

7

SATURDAY

Game Day

LSU vs. UAB
Tiger Stadium
6 p.m. CT • ESPN

Post Game

Coach Miles is available
following the game in the
press conference room.

Players will immediately
follow in press conf. room

8

SUNDAY

TV Replay:

LSU vs. UAB
7 p.m.
Cox Sports Television (CST)
(HD channel 1037 and 37
in Baton Rouge)

LSU Media Services

Les Miles Interviews

Monday Press Luncheon

LSU coach Miles meets with the media each Monday of game week in the press conference room, which is located on the fifth floor of the LSU Athletic Administration Building. Lunch is served at 11:30 a.m. (CT) followed by comments from the Coach Miles at 12:15 p.m. (CT). Media members can park in Lot F on campus, which is located off of Nicholson Drive in front of the track stadium. A transcript of coach Miles' opening statement and as well as the question and answer session can be found on the Internet at www.LSUports.net/media.

Listen To Les Miles' Weekly Press Conference

Members of the media can access the audio portion of Coach Miles' Weekly Press Luncheon each Monday starting at 12:10 p.m. CT at www.LSUports.net/live or over the radio in the Baton Rouge area on 104.5 FM.

SEC Teleconference

The 14 SEC coaches are featured on a weekly teleconference each Wednesday at 10 a.m. (CT) during the regular season. Coach Miles speaks for 10 minutes starting at 10 a.m. Contact the LSU Sports Information Department to obtain the phone number to access the call.

Wednesday Post Practice

Coach Miles meets with the media immediately after practice on Wednesday's during the regular-season in the Team Room of the LSU Operations Center. This interview takes place at approximately 6 p.m. each week.

LSU Player Interviews

LSU players are available to the media three times during a typical game week - Mondays, Tuesdays and following the game on Saturday. Interview requests for the Monday and Tuesday media opportunities should be made at least 24 hours in advance and emailed to Michael Bonnette (mbonnet@lsu.edu) and Bill Martin (wmarti4@lsu.edu). Members of the media are not permitted to contact players on their cell phones under any circumstance.

Following the Press Luncheon

LSU players will be made available at 2 p.m. (CT) following head coach Les Miles' Press Luncheon each Monday afternoon at the Indoor Football Facility. Requests must be made on (or prior to) the Sunday following the game.

Post Practice

LSU players are available after practice on Monday and Tuesday by appointment at the Indoor Football Facility. These interviews are held at approximately 6 p.m. on Monday at 6:15 on Tuesday.

LSU Video Newsfeed

LSU will be distributing video interviews and other highlights via FTP during the 2012 season. A link to download the newsfeed each will be emailed to members of the media each Monday afternoon during the season. Email Michael Bonnette at mbonnet@lsu.edu to be placed on the distribution list.

WHO TO CONTACT

Sports Information Office

(225) 578-8226

Assoc. AD/Sports Information Director

Michael Bonnette • Assoc. AD/Sports Information Dir.

E-mail: mbonnet@lsu.edu • Twitter: @LSUBonnette

Bill Martin • Associate Sports Information Director

E-mail: wmarti4@lsu.edu • Twitter: @LSUBillMartin

Jake Terry • Associate SID (Social Media)

E-mail: jterry9@lsu.edu • Twitter: @LSUjake

LSU Television

Kevin Wagner - jwagne2@lsu.edu

LSU Radio

Jim Hawthorne - lsuradio@lsu.edu

LSU Sports Information Mailing Address

LSU Box 25095

Baton Rouge, LA 70803

ON THE INTERNET

www.LSUports.net/media

The Official Website of LSU Athletics is home to all the football information you need. Schedules, results, rosters, bios, statistics and game notes can be found and are always up to date. The GAMEDAY section, updated daily, has all relevant info for the upcoming game.

<http://media.lsuports.net>

Media can access images for all LSU athletic teams, including action shots, heads shots, logos, etc. To gain access to the high-resolution pictures, email Michael Bonnette. You will be assigned a login and password that will enable you to retrieve pictures. This service is for the media use only.

CollegePressBox.com

Collegepressbox.com is the official media website for SEC Football. Access and download weekly game notes, quotes, statistics, media guides, headshots, logos and more for the conference and each of its member schools. Login information will be distributed to accredited media or you can apply for a password by sending an e-mail to password@collegepressbox.com.



LSU Football on Twitter & Facebook

facebook.com/LSUfootball

twitter.com/LSUfball

twitter.com/LSUCoachMiles

twitter.com/LSUMediaAlerts

instagram.com/LSUFootball

LSUports.net/fancage



THE LES MILES FILE

Born: Nov. 10, 1953

Hometown: Elyria, Ohio

Wife: Kathy

Children: Kathryn "Smacker", Leslie Matthew, "Manny", Benjamin, and Macy Grace

College: Michigan, '76

Coaching Experience

1980-81	Assistant Coach	Michigan
1982-86	Assistant Coach	Colorado
1987-94	Assistant Coach	Michigan
1995-97	Assistant Coach	Oklahoma State
1998-00	Assistant Coach	Dallas Cowboys
2001-04	Head Coach	Oklahoma State
2005-pres.	Head Coach	LSU

THE LES MILES FILE

86-21	Overall Record at LSU
51-4	Record vs. Unranked Teams
50-7	Record in Tiger Stadium
47-17	Record in SEC Regular Season Games
35-17	Record vs. Top 25 Teams
31-10	Record vs. SEC Western Division (Reg. 5)
25-7	Record in SEC Home Games
22-10	Record in SEC Road Games
20	Fourth Quarter/Overtime Comeback Wins For LSU Since 2005
13-12	Record vs. Top 10 Teams
15	Number of wins over coaches who have won a national title *
5-3	Record in Bowl Games
2-1	Record in BCS Bowl Games
1	BCS National Championship
2	SEC Championships

* - Came against Philip Fulmer (twice), Urban Meyer (three times), Larry Coker, Steve Spurrier (three times), Nick Saban (three times), Gene Chizik (twice) and Jim Tressel.

Les Miles

2011 NATIONAL COACH OF THE YEAR • NINTH SEASON

It's called the "Miles Method" and it's the mission of LSU football program under ninth-year head coach Les Miles. The "Miles Method" lays the foundation for the organization and it calls for LSU to run the finest football program in the country, one where players can have an experience that's second to none and gives them every opportunity to compete for championships on the field, earn a degree and grow personally by giving back to the community.

In eight years, the "Miles Method" has proved to be a winning formula as the Tigers have won more games than any program in the Southeastern Conference over that span (86), while capturing a pair of SEC titles (2007, 2011) and reaching the BCS National Championship Game two times (LSU won the 2007 national title).

Since Miles took over in 2005, LSU has registered five top 10 finishes with three coming in the top five, won double-figure games six times, produced 18 first-team All-Americans and had players win 11 national awards. LSU also leads the SEC with 51 NFL Draft picks during that span, which includes 12 first round selections.

Miles has climbed to second in school history in career victories with 86, trailing only Charles McClendon, who won 137 games in 18 years with the Tigers. Miles is also the only coach in LSU history to beat Auburn, Florida and Alabama in same season - and he's done it now three times - and in 2005, he became the only first-year coach in SEC history to lead a team to the league's title game.

In the classroom, 172 football players have earned their degree since Miles took over and for the second straight year, LSU ranked second to only Vanderbilt in the SEC in graduation rates at 77 percent. Under Miles, LSU has produced 134 players who have earned SEC Academic Honor Roll status.

LSU's community service presence is impactful as football players routinely donate time giving back to the Baton Rouge area through a variety of avenues, including appearances at schools, hospitals and many other charitable causes. It's through these community service ventures that Miles and his team get a better understanding of what it means to wear an LSU uniform and the impact that can be made on those who are less fortunate.

Now in his ninth season with the Tigers, the foundation for LSU football is stronger than ever. With wins coming at a record-setting pace, graduation rates the most for any public university in the SEC, and with six-straight recruiting classes rated among the top 10 in the nation, including the nation's No. 1 group in 2009, Miles and the Tigers continue to solidify their standing as one of the premier programs in college football, setting a standard that has the rest of the nation chasing.

BY THE NUMBERS: LES MILES AT LSU

	2005	2006	2007	2008	2009	2010	2011	2012	2013	TOTALS
vs. Unranked teams	6-0	8-0	5-1	6-2	8-1	6-0	5-0	7-0	0-0	51-4
vs. Top 25 teams	5-2	3-2	7-1	2-3	1-3	5-2	8-1	3-3	1-0	35-17
vs. Top 10 teams	2-1	2-2	3-0	1-2	0-3	1-1	3-1	1-2	0-0	13-11
SEC Regular Season	7-1	6-2	6-2	3-5	5-3	6-2	8-0	6-2	0-0	47-17
vs. SEC Western Division	5-0	4-1	4-1	2-3	3-2	3-2	5-0	5-1	0-0	31-10
vs. SEC Eastern Division	2-1	2-1	2-1	1-2	2-1	3-0	3-0	1-1	0-0	16-7
SEC home games	3-1	4-0	3-1	1-3	3-1	4-0	4-0	3-1	0-0	25-7
SEC road games	4-0	2-2	3-1	2-2	2-2	2-2	4-0	3-1	0-0	22-1
All home games	5-1	8-0	6-1	5-3	6-1	7-0	6-0	7-1	0-0	50-7
All road games	5-0	2-2	4-1	2-2	3-2	2-2	5-0	3-1	0-0	26-1
Neutral Site games	1-1	1-0	2-0	1-0	0-1	2-0	2-1	0-1	1-0	10-4
Bowl games	1-0	1-0	1-0	1-0	0-1	1-0	0-1	0-1	0-0	5-3

THE LES MILES RECORD

YEAR	SCHOOL	OVERALL RECORD	CONF. RECORD	NOTES
2001	Oklahoma State	4-7	2-6	
2002	Oklahoma State	8-5	5-3	Houston Bowl Champions
2003	Oklahoma State	9-4	5-3	
2004	Oklahoma State	7-5	4-4	
2005	LSU	11-2	7-1	No. 5, SEC West Champions
2006	LSU	11-2	6-2	No. 3, Sugar Bowl Champions
2007	LSU *	12-2	6-2	National Champions, SEC Champs
2008	LSU	8-5	3-5	Chick-fil-A Bowl Champions
2009	LSU	9-4	5-3	No. 17, Capital One Bowl
2010	LSU	11-2	6-2	No. 8, Cotton Bowl Champions
2011	LSU	13-1	8-0	No. 2, SEC Champions, BCS
2012	LSU	10-3	6-2	No. 12, Top 10 entire regular season
2013	LSU	1-0	0-0	
TOTALS (13th year)		114-42	63-33	
LSU Record (ninth year)		86-21	47-17	
Oklahoma State Record (four years)		28-21	16-16	

TRACKING THE TIGERS

WEEK	AP	COACHES	HARRIS	BCS
Preseason	12	13	--	--
Week 2 (9/2)	9	11	--	--

ASSOCIATED PRESS POLL

RK.	TEAM	REC.	POINTS
1.	Alabama (58)	1-0	1497
2.	Oregon	1-0	1355
3.	Ohio State (1)	1-0	1330
4.	Clemson (1)	1-0	1304
5.	Stanford	0-0	1277
6.	South Carolina	1-0	1181
7.	Texas A&M	1-0	1085
8.	Louisville	1-0	1073
9.	LSU	1-0	971
10.	Florida State	1-0	953
11.	Georgia	0-1	894
12.	Florida	1-0	875
13.	Oklahoma State	1-0	780
14.	Notre Dame	1-0	707
15.	Texas	1-0	674
16.	Oklahoma	1-0	612
17.	Michigan	1-0	583
18.	UCLA	1-0	387
19.	Northwestern	1-0	320
20.	Washington	1-0	315
21.	Wisconsin	1-0	287
22.	Nebraska	1-0	219
23.	Baylor	1-0	150
24.	TCU	0-1	148
25.	USC	1-0	135

USA TODAY COACHES POLL

RK.	TEAM	REC.	POINTS
1.	Alabama (58)	1-0	1545
2.	Ohio State (3)	1-0	1444
3.	Oregon	1-0	1420
4.	Stanford	0-0	1292
5.	Clemson	1-0	1275
6.	South Carolina	1-0	1220
7.	Texas A&M (1)	1-0	1181
8.	Louisville	1-0	1051
9.	Florida	1-0	974
10.	Florida State	1-0	946
11.	LSU	1-0	926
12.	Georgia	0-1	875
13.	Notre Dame	1-0	840
14.	Oklahoma State	1-0	798
15.	Oklahoma	1-0	666
16.	Texas	1-0	660
17.	Michigan	1-0	623
18.	UCLA	1-0	368
19.	Nebraska	1-0	357
20.	Northwestern	1-0	348
21.	Wisconsin	1-0	301
22.	USC	1-0	176
23.	Washington	1-0	145
t24.	TCU	0-1	140
t24.	Miami	1-0	140

GAMECENTER

Date/Time: Saturday, September 7 at 6:02 p.m. CT

Location: Baton Rouge, La. – Tiger Stadium (92,542)

Television: ESPNU/WatchESPN.com

CST (delay on Sunday/Wednesday nights) – cable ch. 37 or HD ch. 1037 in Baton Rouge

Radio: LSU Sports Radio Network - 98.1 FM in Baton Rouge

Sirius Satellite Radio - ch. 132; XM Radio – ch. 198

Series Record: UAB leads 1-0

Series Notes:

LSU and UAB meet for just the second time on Saturday in Tiger Stadium ... UAB won the only other meeting between the teams, 13-10, in 2000 ... UAB is the last non-conference opponent to beat LSU in Tiger Stadium as the Tigers have won 37 straight games vs. non-SEC teams at home since that loss in 2000 ... UAB is a member of Conference USA ... LSU is 133-38-12 against current members of Conference USA ... UAB is also the last team beat LSU for Homecoming, although this year's contest is not homecoming for the Tigers ... Since that 2000 Homecoming loss to UAB, LSU has won 12 straight homecoming games.

NOTEBOOK

LSU Extends FBS Record For Consecutive Non-Conference Regular Season Wins To 42

LSU extended its Football Bowl Subdivision (FBS) record of consecutive non-conference regular season wins to 42 with its season-opening victory over TCU. Last season, LSU broke the FBS record for consecutive non-conference regular season wins, surpassing the mark of Kansas State who claimed 39 straight from 1993-2003. The Tigers haven't lost a non-conference regular season game since falling at Virginia Tech, 26-8, in the 2002 season opener in Blacksburg, Va., on Sept. 1.

Les Miles has accounted for 32 of the 42 wins during the streak, and he is 32-0 all-time in non-conference regular season games in his nine seasons at LSU. Former coach Nick Saban accounted for the 10 other victories from 2002-04. Under Miles, the Tigers have outscored non-conference regular season opponents a combined 1,254-344. Here is a look at the top four in FBS all-time consecutive non-conference regular season wins:

Team	Years	Win Streak
1. LSU	2002-present	42
2. Kansas State	1993-2003	39
3. Miami	1985-88	36
4. Wisconsin	2003-present	34

LSU vs. Conference USA

LSU owns a 133-38-12 record all-time against teams from the current Conference USA and the Tigers have won 13 consecutive games over C-USA foes. **Les Miles** is 10-0 in his eight previous seasons at LSU against C-USA opponents, having outscored them a combined 389-72 (Tulane 4-0, North Texas 3-0, Louisiana Tech 2-0, Middle Tennessee 1-0). North Texas was LSU's most recent C-USA opponent as the Tigers opened the 2012 season with a 41-14 win in Tiger Stadium. The last the Tigers lost to a C-USA team is also LSU's last home non-conference loss when UAB stunned the Tigers 13-10 on Sept. 23, 2000.

Home Openers

LSU has won seven straight home openers and the Tigers are 7-1 under **Les Miles** in those games with the lone loss coming to Tennessee, 30-27, on a Monday night in 2005. LSU is 17-1 in home-openers dating back to the 1995 season. In its last seven home openers, the Tigers have outscored opponents 276-56 and reached the 40-point plateau five times.

A Return To Tiger Stadium

Ranked annually as the top venue in college football, LSU football in Tiger Stadium enters its 90th year dating back to 1924 when the stadium was built. It's also the 83rd year of Saturday night football in Tiger Stadium. LSU has put together an impressive 50-7 home record under **Les Miles**, which includes a 25-0 mark against non-conference foes. With a capacity of 92,542, Tiger Stadium ranks eighth nationally and that number will grow to over 100,000 when the South endzone project of the stadium is completed prior to the 2014 season. LSU owns a 392-144-18 (.725) all-time record in Tiger Stadium.

LSU's Dynamic Receiving Duo of Odell Beckham, Jr. and Jarvis Landry

LSU's offense under new offensive coordinator **Cam Cameron** shined in its debut as both **Odell Beckham Jr.** (118) and **Jarvis Landry** (108) went over the 100-yard receiving mark against a TCU defense that was No. 1 in the Big 12 last season.

- It marked the first time that two LSU players went over 100 yards receiving in the same game since Josh Reed (239) and Michael Clayton (120) did it in the 2002 Sugar Bowl against Illinois.

- It was also the first time LSU had two 100-yard receivers in a season-opener since Reed (137) and Jerel Myers (117) did it in 2000 against Western Carolina.

- Landry has caught 41 passes in LSU's last six games. He's caught eight passes or more in four of LSU's last six games. Landry's 108 receiving yards were one shy of a career high and it was his second career 100-yard game. Beckham Jr. has now accounted for three career 100-yard games and two out of LSU's last three contests dating back to Arkansas last season.

- LSU was one of five teams nationally to have two 100-yard receivers in week 1. The others: California, SMU, Fresno State,

Kansas State. Here is a look at when LSU has had two 100-yard receivers in the same game:

Two 100-Yard LSU Receivers in the Same Game (9)

Date	Opponent	WRs	Result
8/31/13	vs. #20 TCU	Odell Beckham Jr. (118), Jarvis Landry (109)	W, 37-27
1/1/02	vs. #7 Illinois	Josh Reed (239), Michael Clayton (120)	W, 47-34
10/13/01	at Kentucky	Josh Reed (160), Michael Clayton (105)	W, 29-25
10/21/00	vs. #13 Miss. State	Josh Reed (113), Reggie Robinson (102)	W, 45-38
9/2/00	vs. W. Carolina	Josh Reed (137), Jerel Myers (117)	W, 47-34
11/13/99	vs. Houston	Jerel Myers (114), Josh Reed (100)	L, 7-20
11/4/89	vs. Ole Miss	Todd Kinchen (108), Eddie Fuller (102)	W, 35-30
9/24/88	at #18 Ohio State	Tony Moss (117), Alvin Lee (108)	L, 33-36
10/24/81	vs. #20 Florida State	Orlando McDaniel (155), Malcolm Scott (112)	L, 14-38

All-Purpose Odell

In addition to his 118-yard receiving game against TCU, junior wide receiver **Odell Beckham Jr.** added 136 yards on kickoff returns, including a 75-yarder in the fourth quarter that set up LSU's final touchdown. He finished with 272 all-purpose yards, which led the SEC in week one and ranked third nationally. That total was also sixth in LSU single-game annals and the most all-purpose yards by an LSU player since Devery Henderson had 298 against Kentucky on Nov. 9, 2002. Beckham Jr. is up for the Paul Hornung Award this year, which is presented annually to college football's most versatile player.

Zach Mettenberger Solid in 2013 Debut

Senior quarterback **Zach Mettenberger** enjoyed an outstanding 2013 season debut, throwing for 251 yards on 16-of-32 passes with one touchdown and no interceptions against a TCU defense that was tops in the Big 12 last season and allowed only 215 yards per game through the air. The 251 passing yards were the most in an LSU season-opener since JaMarcus Russell threw for 253 in the 2006 opener against Louisiana-Lafayette. He also converted 9-of-15 third-down passes in the TCU contest. Dating back to last year, Mettenberger has thrown for 250 yards or more in four of LSU's last six games. He owns an 11-3 mark as a starter in his career. Last season, Mettenberger threw for 2,609 yards and 12 touchdowns on 207-of-352 passing. His 50:1 (only seven interceptions) ratio of passes to interceptions was an LSU single-season record. His passing yardage total also ranked fifth-best in LSU single-season annals. Mettenberger has worked with new offensive coordinator **Cam Cameron** since spring practice.

Terrence Magee's Breakout Game

Entering the TCU season-opener, junior running back **Terrence Magee** had totaled only 28 carries in his career. Magee delivered a breakout game against the Horned Frogs, rushing for a game-high 95 yards on 13 carries with two touchdowns. The highlight came with 13:11 in the third quarter when he raced a career-long 52 yards for a score. All four LSU running backs -- Magee, **Alfred Blue**, **Kenny Hilliard** and **Jeremy Hill** -- have led the Tigers in rushing in a game before and all four have recorded multiple touchdown games in their careers. Hilliard leads the way with 14 career rushing TDs followed by Hill (12) and Blue (10).

LSU Streak of Consecutive Weeks In AP Top 25 Reaches 66 Straight After Week 1

LSU's streak of consecutive weeks in the AP Top 25 has reached 66, which ranks second to only Alabama in terms of current streaks. The Tigers jumped three spots to No. 9 in the AP poll and two spots to No. 11 in the Coaches poll following the TCU win. Since the start of the 2011 season, LSU has been ranked in the top 10 in now 32 of the 34 weeks of the AP poll. This was the 13th consecutive season that the Tigers were ranked in the preseason polls as LSU came in No. 12 in the AP and No. 13 in the Coaches Top 25. LSU has been ranked in both the Coaches and AP polls every week since the start of the 2009 season. Since **Les Miles** took over at LSU, the Tigers have been represented in the AP and USA Today Coaches' Poll 124 of the 128 weeks. The exception came during the final four polls of the 2008 season. In addition, since the start of the 2002 season, LSU has played 140 of 144 games ranked in the top 25, including 106 of 108 games under Miles. LSU has an 84-19 record in games played as a Top 25 team under Miles. The only two games that LSU didn't play as a Top 25 team during the Miles era came in 2008 against Arkansas in the regular-season finale and Georgia Tech in the Chick-fil-A Bowl. LSU finished the 2012 season ranked No. 12 in the Coaches poll and No. 14 in the AP. It was the fourth straight season the Tigers finished the year ranked. The following is a look at the longest current streaks for teams in the AP Top 25:

Team	Consecutive Weeks In AP Poll
1. Alabama	82
2. LSU	66

Consecutive Final AP Poll Appearances

No.	Team	Last Year Out
6	Oregon	2006
5	Alabama, Boise State	2007
4	LSU, Nebraska	2008

LSU Is 37-2 In Non-Conference Games Under Les Miles

LSU brings a 37-2 record in non-conference games into the UAB contest. LSU's only two non-conference losses under **Les Miles** came against Penn State in the Capital One Bowl to end the 2009 season and to Clemson in the Chick-fil-A Bowl on Dec. 31 last season. Of the 37 wins under Miles against non-conference opponents, 12 have come against Top 25 teams, 31 have come by double-digits and LSU has scored 40 or more points in 22 of the 39 games.

INDIVIDUAL HONORS

Lamin Barrow • 18 • LB

Bednarik Award Watch List
Butkus Award Watch List
All-SEC Second Team (Coaches, Media)

Odell Beckham Jr. • 3 • WR

Biletnikoff Award Watch List
Hornung Award Watch List
All-SEC First-Team Return Specialist (Coaches, Media)
All-SEC Third Team WR (Coaches)
Hornung Award Honor Roll (vs. TCU)

Alfred Blue • 4 • RB

Doak Walker Award Watch List
All-SEC Third Team (Coaches, Media)

La'El Collins • 70 • OT

Lombardi Award Watch List
All-SEC Third Team (Coaches, Media)
SEC Offensive Lineman of the Week (vs. TCU)

Anthony Johnson • 90 • DT

Bednarik Award Watch List
Nagurski Trophy Watch List
Outland Trophy Watch List
Lombardi Award Watch List
ESPN.com All-America First Team
Kirk Herbstreet All-Herbie Team
Sporting News All-America First Team
CBSSports.com All-America Second Team
Phil Steele All-America Second Team
All-SEC First Team (Coaches, Media)

Tahj Jones • 58 • LB

All-SEC Third Team (Media)

Jarvis Landry • 80 • WR

All-SEC Third Team (Media)

Craig Loston • 6 • S

Bednarik Award Watch List
Narguski Trophy Watch List
Thorpe Award Watch List
CBSSports.com All-America Second Team
SI.com All-America Second Team
Phil Steele All-America Third Team
All-SEC First Team (Coaches, Media)

Zach Mettenberger • 8 • QB

Maxwell Award Watch List

Jalen Mills • 28 • CB

All-SEC Third Team (Media)

TIGER TRENDS

	2013	Miles
August	1-0	4-0
September	0-0	29-2
October	0-0	22-7
November	0-0	25-8
December-January	0-0	7-4

LSU's Conference Record...

at home	0-0	25-7
on the road	0-0	22-10
neutral	0-0	0-0

LSU's Non-Conference Record...

at home	0-0	25-0
on the road	0-0	4-0
neutral	1-0	8-2

LSU vs. Ranked Opponents...

at home	0-0	13-5
on the road	0-0	12-8
neutral	1-0	10-4

LSU's Record in Games...

decided by 7 pts or less	0-0	28-8
decided by 3 pts or less	0-0	10-6
Away during the day	0-0	14-8
Away at night	0-0	13-1
Home during the day	0-0	13-5
Home at night	0-0	37-3

LSU's Record When Scoring...

less than 20 points	0-0	6-11
20+ points	1-0	70-10
25+ points	1-0	66-5

LSU's Record When Allowing...

14 or fewer points	0-0	50-3
24 or fewer points	0-0	67-9
25+ points	1-0	12-11

LSU's Record When...

Leading after the 1st qtr	1-0	59-6
Trailing after the 1st qtr	0-0	13-11
Leading at halftime	1-0	67-8
Trailing at halftime	0-0	18-11
Leading after the 3rd qtr	1-0	70-6
Trailing after the 3rd qtr	0-0	13-14
Tied going into the 4th qtr	0-0	5-3

LSU's Record With...

less than 300 yards	0-0	10-13
400+ yards total offense	1-0	37-4
500+ yards total offense	0-0	7-0
600+ yards total offense	0-0	0-0
less than 100 yards rush	0-0	5-13
100+ yards rushing	1-0	71-7
150+ yards rushing	1-0	58-4
200+ yards rushing	0-0	31-3
250+ yards rushing	0-0	15-1
less than 200 yards pass	0-0	39-13
300+ yards passing	0-0	7-1
350+ yards passing	0-0	2-0
400+ yards passing	0-0	0-0
450+ yards passing	0-0	0-0

LSU's Record When Allowing...

less than 200 total yards	0-0	21-1
less than 300 total yards	1-0	56-5
less than 400 total yards	1-0	65-12
400+ yards total offense	0-0	10-9
less than 100 yards rush	0-0	49-4
100+ yards rush	1-0	33-18
less than 200 yards pass	1-0	59-8
less than 250 yards pass	1-0	66-13
less than 300 yards pass	1-0	68-15
300+ yards pass	0-0	8-3

LSU's 45-7 Under Les Miles When Winning The Turnover Battle

LSU is 45-7 under **Les Miles** when winning the turnover battle. Against ranked teams under Miles, LSU is 20-5 when having fewer turnovers than its opponent. In its season-opening win over No. 20 TCU, the Tigers fumbled once while the Horned Frogs turned it over twice on an interception and fumble on a kickoff. The only seven losses for the Tigers under Miles when having fewer turnovers than their opponent have come against Alabama and Clemson in 2012, Arkansas in 2008, Arkansas and Kentucky in 2007, Auburn in 2006 and Tennessee in 2005. In Miles' tenure at LSU, the Tigers have a combined turnover margin of +60. LSU was +20 in 2011, +16 last season and +1 this year.

September Streaking: LSU Has Won 26 Straight Games During September

LSU brings a 26-game winning streak during the month of September into the UAB game. LSU coach **Les Miles** is 29-2 in September games at LSU. The last time LSU lost a game during the month of September came at Auburn during the 2006 season by a 7-3 count. LSU hasn't lost a game in Tiger Stadium in September since a 30-27 overtime loss to Tennessee in 2005 (Miles' first home game). LSU has also won 29 straight games during the months of August/September combined. The TCU opener was just the fourth LSU football game ever played in the month of August. The Tigers are now 4-0 in those games: def. Appalachian State, 41-13, on Aug. 30, 2008; def. Mississippi State, 45-0, on Aug. 30, 2007; and def. UL-Monroe, 49-7, on Aug. 30, 2003.

True Freshmen Under Les Miles, Eight Saw Action in Season-Opener

Les Miles has never shyed away from playing true freshmen in his nine seasons at LSU. A total of 81 true freshmen have seen the field under his watch, including eight in the season-opening win over TCU. The following true freshmen played against TCU: 16 **Tre'Davious White** (special teams), 40 **Duke Riley** (special teams), 49 **Melvin Jones** (special teams), 52 **Kendell Beckwith** (LB/special teams), 89 **DeSean Smith** (TE), 91 **Christian LaCouture** (DT second half), 18 **Anthony Jennings** (QB in goalline third quarter) and 76 **Josh Boutte** (offensive tackle in fourth quarter). Five of those true freshmen saw the field in the first quarter. Last year, 15 true freshmen played. That total of 15 ranked second nationally with Ohio State behind only TCU and Texas, who each had 16 true freshmen play. Expect the trend to continue.

16 Tigers See Their First Career Playing Time Against TCU

LSU reloaded its roster after a loss of an NFL record eight underclassmen to the 2013 NFL Draft. A total of 16 Tigers saw the field for the first time in the season-opener: 16 **Tre'Davious White** (special teams), 35 **Lorenzo Phillips** (special teams), 40 **Duke Riley** (special teams), 42 **Colby Delahoussaye** (special teams), 49 **Melvin Jones** (special teams), 52 **Kendell Beckwith** (LB/special teams), 65 **Jerald Hawkins** (RT), 69 **Hoko Fanaika** (special teams line), 83 **Travin Dural** (WR), 84 **Logan Stokes** (special teams), 89 **DeSean Smith** (TE), 92 99/71 **Jonah Austin** (tight end goalline), 91 **Christian LaCouture** (DT second half), 75 **Evan Washington** (OT second half), 18 **Anthony Jennings** (QB in goalline third quarter) and 76 **Josh Boutte** (offensive tackle in fourth quarter).

First-Time Starters

Six LSU players made their first career starts against TCU (2 on offense, 4 on defense): RT **Jerald Hawkins**, TE **Dillon Gordon**, DE **Jermauria Rasco**, DT **Ego Ferguson**, DE **Jordan Allen**, LB **D.J. Welter**.

Colby DelaWHOssaye?

Under **Les Miles**, LSU has produced three out of the top five most accurate career kickers in school history in Josh Jasper (2008-10), Drew Alleman (2011-12) and Colt David (2005-06). Redshirt freshman PK **Colby Delahoussaye**, a walk-on from New Iberia, takes over the field goal and extra point duties this season after the departure of Alleman. Delahoussaye immediately made an impact in his debut, booting 3-of-3 field goals and 4-of-4 PATs in the season-opening win over TCU. He connected for 28 yards and 23 yards twice. He was one of two freshmen kickers nationally who were 3-of-3 or better in week one, joining Phillips of Utah. Delahoussaye's three made field goals were the most by an LSU kicker in his debut since Andre LaFleur was 3-of-4 against Mississippi State on Sept. 11, 1993.

LSU Running Backs Went 331 Carries Without Losing A Fumble

LSU running backs went 331 straight carries without a lost fumble prior to **Alfred Blue's** fumble with 13:43 to go in the fourth quarter of the season-opener against TCU. The following is a look at LSU's current running backs and the numbers of carries since they have had since they lost a fumble as well as their career rushing attempts and career number of lost fumbles:

Player	Consecutive Att. w/out a lost fumble	Total Lost Fumbles (Attempts)	Last Fumble
Jeremy Hill	142	0 (142)	None
Kenny Hilliard	38	1 (145)	1Q vs. Towson, 2012
J.C. Copeland	17	0 (17)	None
Terrence Magee	14	0 (14)	None
Alfred Blue	3	3 (146)	4Q vs. TCU, 2013
Connor Neighbors	2	0 (2)	None

LSU Has Scored 12 TDs and 2 Safeties Under Defensive Coordinator John Chavis

Defensive coordinator John Chavis is in his fifth season at LSU and the Tigers are annually one of college football's elite defenses. During his four previous years, LSU has recorded 12 defensive touchdowns, including three pick sixes last year. LSU is 9-0 under Chavis and 13-1 under **Les Miles** (dating back to 2005) when recording a defensive TD. The following is a look at LSU's defensive TDs under Chavis (since start of 2009 season):

Year	Opponent	TD	Result
2012	Miss. State	Craig Loston 100-yard interception return	LSU def. Miss. State, 37-17
	Idaho	Ronald Martin 45-yard interception return	LSU def. Idaho, 63-14
		Lavar Edwards 23-yard interception return	
2011	Georgia	Morris Claiborne 45-yard interception return	LSU def. Georgia, 42-10
2011	Ole Miss	Ron Brooks 46-yard interception return	LSU def. Ole Miss, 52-3
2011	Ole Miss	Kevin Minter 0-yard fumble recovery	
2011	Auburn	Ron Brooks 28-yard interception return	LSU def. Auburn, 45-10
2011	Kentucky	Tyrann Mathieu 23-yard fumble return	LSU def. Kentucky, 35-7
2010	UL-Monroe	Ron Brooks 32-yard interception return	LSU def. ULM, 51-0
	UL-Monroe	Lavar Edwards 29-yard fumble return	
2009	Washington	Jacob Cutrera 29-yard interception return	LSU def. Washington, 31-23
2009	Miss. State	Patrick Peterson 37-yard interception return	LSU def. Miss. State, 30-26

The Aussie Punting Connection

Since the 2011 season, LSU has had the unique connection of having an Australian native punter. Brad Wing, a native of Melbourne, was a 2011 first-team All-American and served as the Tigers' punter in 2012 as well. This season, sophomore **Jamie Keehn** takes over punting duties. Keehn, a native of Queensland, is the oldest player on the LSU team after turning 24 on August 4. He did not play high school football and did not start punting until August 2011. Wing and Keehn did not know each other until both arrived at LSU. Keehn punted in two games last season for the Tigers, including 12 times for an average of 43.7 yards. He averaged 44.6 yards per punt in the Chick-fil-A Bowl against Clemson and five of his nine punts in that game traveled at least 50 yards.

No. 18 Tradition Passed Down to Lamin Barrow

A tradition established in 2003 continues as senior linebacker **Lamin Barrow** was voted to wear the No. 18 jersey for the 2013 season. Barrow was presented the jersey by coach **Les Miles** following a vote of the coaching staff and former LSU No. 18s during the Tigers' first team meeting of fall camp on Sunday, Aug. 4. Barrow is LSU's leading returning tackler after racking up 104 a year ago. He is the first LSU player to return following a 100-tackle season since Kelvin Sheppard in 2010. Jersey No. 18 was born when quarterback Matt Mauck guided LSU to its first national championship since 1958 in 2003. His number became synonymous with success -- both on and off the field -- as well as a selfless attitude that has become the epitome of being an LSU football player. After his final year with the Tigers, Mauck passed the jersey number down to running back Jacob Hester, who then helped LSU to another national title in 2007. Three of the former No. 18s are still currently playing in the NFL. Here is a look at the jersey No. 18s:

Years	Player	Position
2003	Matt Mauck	QB
2004-07	Jacob Hester	RB
2008-09	Richard Dickson	TE
2010	Richard Murphy	RB
2011	Brandon Taylor	S
2012	Bennie Logan	DT
2013	Lamin Barrow	LB

LSU Is 49-0 Under Miles When Rushing For 100 Yards and Holding Opponents To Less Than 100 Yards

One look at LSU's results in relation to rushing the football and it's easy to figure out that head coach **Les Miles** is a former offensive lineman who understands the importance of running the football. In 107 games under Miles, LSU's success is easy to predict when it comes to net rushing yards. Get to 100 yards rushing and LSU will more than likely win as the Tigers are 81-8 under Miles when that happens. Hold the opponent to fewer than 100-yards and the Tigers are 50-4. An even more telling stat is that when LSU rushes for 100-plus yards and holds the opponents to fewer than 100-yards, the Tigers are 49-0. The following is a look at LSU's rushing numbers during the Miles era and have the Tigers have fared in those games:

Year	LSU 100+	LSU 100-	Opp 100+	Opp 100-	LSU 100+/Opp 100-
2005	10-0	1-2	3-1	8-1	7-0
2006	10-0	1-2	5-0	6-2	6-0
2007	11-2	1-0	3-2	9-0	8-0
2008	8-3	0-2	2-5	6-0	6-0
2009	8-0	1-4	7-4	2-0	2-0
2010	11-2	0-0	7-1	5-0	5-0
2011	13-0	0-1	4-1	8-0	9-0
2012	9-1	1-2	4-2	6-1	6-0
2013	1-0	0-0	1-0	0-0	0-0
Totals	80-8	5-13	36-16	50-4	49-0

NON-CONFERENCE REGULAR SEASON WIN STREAK

LSU owns the nation's longest non-conference regular season winning streak, which stands at an NCAA FBS record 42 games. The last time the Tigers lost a non-conference regular season game was Sept. 1, 2002, at #16 Virginia Tech.

#	Opponent	Score	Location	Date
1.	The Citadel	35-10	Baton Rouge	9/7/02
2.	Miami (Ohio)	33-7	Baton Rouge	9/14/02
3.	UL-Lafayette	48-0	Baton Rouge	10/5/02
4.	UL-Monroe	49-7	Baton Rouge	8/30/03
5.	Arizona	59-13	Tucson	9/6/03
6.	Western Illinois	35-7	Baton Rouge	9/13/03
7.	Louisiana Tech	49-10	Baton Rouge	11/1/10
8.	Oregon State	22-21 (OT)	Baton Rouge	9/4/04
9.	Arkansas State	53-3	Baton Rouge	9/11/04
10.	Troy	24-20	Baton Rouge	10/23/04

(streak under Les Miles - 32 straight wins)

11.	#15 Arizona State	35-31	Tempe	9/10/05
12.	North Texas	56-3	Baton Rouge	10/29/05
13.	Appalachian State	24-0	Baton Rouge	11/5/05
14.	UL-Lafayette	45-3	Baton Rouge	9/2/06
15.	Arizona	45-3	Baton Rouge	9/9/06
16.	Tulane	49-7	Baton Rouge	9/23/06
17.	Fresno State	38-6	Baton Rouge	10/21/06
18.	#9 Virginia Tech	48-7	Baton Rouge	9/9/07
19.	Middle Tennessee	44-0	Baton Rouge	9/15/07
20.	Tulane	34-9	New Orleans	9/29/07
21.	Louisiana Tech	58-10	Baton Rouge	11/10/07
22.	Appalachian State	41-13	Baton Rouge	8/30/08
23.	North Texas	41-3	Baton Rouge	9/13/08
24.	Tulane	35-10	Baton Rouge	11/1/08
25.	Troy	40-31	Baton Rouge	11/15/08
26.	Washington	31-23	Seattle	9/5/09
27.	UL-Lafayette	31-3	Baton Rouge	9/19/09
28.	Tulane	42-0	Baton Rouge	10/31/09
29.	Louisiana Tech	24-16	Baton Rouge	11/14/09
30.	#18 North Carolina	30-24	Atlanta	9/4/10
31.	#21 West Virginia	20-14	Baton Rouge	9/25/10
32.	McNeese State	32-10	Baton Rouge	10/16/10
33.	UL-Monroe	51-0	Baton Rouge	11/13/10
34.	#3 Oregon	40-27	Arlington, Texas	9/3/11
35.	Northwestern St.	49-3	Baton Rouge	9/10/11
36.	#16 West Virginia	47-21	Morgantown	9/24/11
37.	Western Kentucky	42-9	Baton Rouge	11/12/11
38.	North Texas	41-14	Baton Rouge	9/11/12
39.	Washington	41-3	Baton Rouge	9/8/12
40.	Idaho	63-14	Baton Rouge	9/15/12
41.	Towson	38-22	Baton Rouge	9/29/12
42.	#20 TCU	37-27	Arlington, Texas	8/31/13

The Streak: By The Numbers

1,661-449

outscored opponents

1,308-267

outscored opponents at home

1,254-344

outscored opponents under Les Miles

7

wins over ranked teams

11

wins over major BCS conference opponents

26

times the opponent has been held to 10 points or less

LSU VS. TOP 25 UNDER LES MILES (35-17)

2005 (5-2)

Opponent	LSU Rank	Results
at #15 Arizona State	#5	W, 35-31
#10 Tennessee	#4	L, 30-27 OT
#11 Florida	#10	W, 21-17
#17 Auburn	#7	W, 20-17 OT
at #3 Alabama	#5	W, 16-13 OT
#13 Georgia	#3	L, 34-14 in SECCG
#10 Miami	#9	W, 40-3 in Peach Bowl

2006 (3-2)

Opponent	LSU Rank	Results
at #3 Auburn	#6	L, 7-3
at #5 Florida	#9	L, 23-10
at #8 Tennessee	#13	W, 28-24
at #5 Arkansas	#9	W, 31-26
#11 Notre Dame	#4	W, 41-14 in Sugar Bowl

2007 (7-1)

Opponent	LSU Rank	Results
#9 Virginia Tech	#2	W, 48-7
#12 South Carolina	#2	W, 28-16
#7 Florida	#1	W, 28-24
at #17 Kentucky	#1	L, 40-37 OT
#18 Auburn	#5	W, 30-24
at #17 Alabama	#17	W, 41-34
#14 Tennessee	#5	W, 21-14 in SECCG
#1 Ohio State	#2	W, 38-24 in BCS Game

2008 (2-3)

Opponent	LSU Rank	Results
at #9/10 Auburn	#6	W, 26-21
at #11 Florida	#3	L, 51-21
#9 Georgia	#11	L, 52-38
#1 Alabama	#15	L, 27-21 OT
#14 Georgia Tech	NR	W, 38-3 in Chick-fil-A Bowl

2009 (1-3)

Opponent	LSU Rank	Results
at #18/14 Georgia	#4	W, 20-13
#1 Florida	#4	L, 13-3
#3 Alabama	#9	L, 24-15
#11/9 Penn State	#13	L, 19-17 in Capital One Bowl

2010 (5-2)

Opponent	LSU Rank	Results
#18 North Carolina	#21/16	W, 30-24
#22/21 West Virginia	#15/12	W, 20-14
at #14/12 Florida	#12/9	W, 33-29
at #5 Auburn	#6	L, 24-17
#5 Alabama	#12/11	W, 24-21
at #12 Arkansas	#6	L, 31-23
#18 Texas A&M	#11	W, 41-24 in Cotton Bowl

2011 (8-1)

Opponent	LSU Rank	Results
#3 Oregon	#4	W, 40-27
at #25 Mississippi State	#3	W, 19-6
at #16 West Virginia	#2/3	W, 47-21
#17/18 Florida	#1/2	W, 41-11
#19/23 Auburn	#1/2	W, 45-10
#2 Alabama	#1	W, 9-6
#3 Arkansas	#1	W, 41-17
#12/14 Georgia	#1	W, 42-10 in SECCG
#2 Alabama	#1	L, 21-0 in BCS Game

2012 (3-3)

Opponent	LSU Rank	Results
at #10/11 Florida	#4/3	L, 14-6
#3 South Carolina	#9/8	W, 23-21
at #20/19 Texas A&M	#6	W, 24-19
#1 Alabama	#5	L, 21-17
#22/23 Miss. State	#9/8/7	W, 37-17
#14/13 Clemson	#9/7	L, 24-25

2013 (1-0)

Opponent	LSU Rank	Results
vs. #20 TCU	#12/13	W, 37-27

LSU Has Scored 19 Special Teams TDs In Les Miles Era

LSU has recorded 19 special teams touchdown under **Les Miles**, including the most recent one when **Odell Beckham Jr.** returned a punt 89 yards for a touchdown against Ole Miss last season. Under Miles, LSU has returned 11 punts for touchdowns, 3 kickoffs for touchdowns, 2 blocked field goals returned for touchdowns, 1 blocked punt return for a TD, 1 return on a fumbled punt, and 1 on a fake field goal. LSU has scored at least one special teams touchdown in all eight previous seasons under Miles. LSU is 17-1 in games when scoring a special teams touchdown. In addition, LSU holds the nation's longest consecutive years streak (12) of returning a punt or kickoff for a touchdown. The Tigers have returned at least one punt or kickoff back for a score every season dating back to 2001. The following is a breakdown of LSU's special teams touchdowns under Miles:

Year	Opponent	Play	Results
2012	Ole Miss	Odell Beckham Jr. 89-yard punt return	LSU def. Ole Miss, 41-35
	North Texas	Odell Beckham Jr. 70-yard punt return	LSU def. North Texas, 41-14
2011	Georgia	Tyrann Mathieu 62-yard punt return	LSU def. Georgia, 42-10
	Arkansas	Tyrann Mathieu 92-yard punt return	LSU def. Arkansas, 41-17
	West Virginia	Morris Claiborne 99-yard kickoff return	LSU def. W. Va., 47-21
2010	Oregon	Tyrann Mathieu 3-yard return of a fumbled punt	LSU def. Oregon, 40-27
	North Carolina	Patrick Peterson 87-yard punt return	LSU def. No. Carolina, 30-24
2009	West Virginia	Patrick Peterson 60-yard punt return	LSU def. W. Va., 20-14
	Miss. State	Chad Jones 93-yard punt return	LSU def. Miss. State, 30-26
2008	Ole Miss	Patrick Peterson 53-yard return of a blocked FG	LSU lost Ole Miss, 25-23
	Arkansas	Trindon Holliday 87-yard punt return	LSU def. Arkansas, 33-30 (OT)
2007	North Texas	Trindon Holliday 92-yard punt return	LSU def. North Texas, 41-3
2006	South Carolina	Colt David 15-yard run on fake field goal	LSU def. South Carolina, 28-16
	Ole Miss	Trindon Holliday 98-yard kickoff return	LSU def. Ole Miss, 41-24
2005	Fresno State	Craig Davis 77-yard punt return	LSU def. Fresno State, 34-6
	Arkansas	Trindon Holliday 92-yard kickoff return	LSU def. Arkansas, 31-26
2004	Arizona State	Mario Stevenson 55-yard return of a blocked FG	LSU def. Arizona State, 35-31
	Auburn	Craig Steltz 29-yard return of a blocked punt	LSU def. Auburn, 20-17 (OT)

Consecutive Years of Returning a Kickoff/Punt for a Touchdown

1. LSU	12
2. FIU	10
2. Ohio State	10
4. UConn	9
5. Florida	8
5. Ole Miss	8
5. Kansas State	8

LSU is 31-4 Under Les Miles When A Running Back Reaches 100-Yards

LSU is 31-4 under **Les Miles** when a running back reaches 100 yards in a game. Of the running backs who make up the 2013 roster, LSU has seven career 100-yard games to its credit. **Jeremy Hill** has four, **Kenny Hilliard** has one and **Alfred Blue** has two. LSU's only four losses under Miles when having a back reach the 100-yard mark came vs. Clemson in 2012 (Hill, 124 yards), Alabama in 2012 (Hill, 107 yards); Georgia in 2008 (Charles Scott, 144 yards) and Arkansas in 2007 (Jacob Hester, 126 yards).

This Day vs. Night Thing In Tiger Stadium

The facts indicate that LSU plays better at night in Tiger Stadium than they do during the day. The numbers show that since 1960, LSU is 227-61-4 (.784) at night under the lights compared to a 29-25-3 (.518) mark in Tiger Stadium during the day. Since 2000, LSU is 80-12 (.870) overall at home, which includes a 61-6 (.910) mark at night in Tiger Stadium and a 19-6 (.750) record during the day. Prior to 2000, LSU had only won 10 games at home during the day in 32 tries. From 1960 to 1999, LSU posted a 10-19-3 (.359) record at home during the day. The following is a breakdown of LSU's night record, day record and overall record in Tiger Stadium since 1960:

Decade	Record at Night	Record during the day	Overall Tiger Stadium Record
1960-69	47-9-2	2-2-1	49-11-3
1970-79	51-12-1	1-2	52-14-1
1980-89	38-16-1	3-5-2	41-21-3
1990-99	30-18	4-10	34-28
2000-09	49-5	11-6	60-11
2010-13	12-1	8-0	20-1
Totals	227-61-4	29-25-3	256-86-7

Tigers Are 37-2 In Saturday Night Games In Tiger Stadium Under Les Miles

There's nothing like home field advantage and for LSU, there's nothing better than playing a Saturday night game in Tiger Stadium. Since **Les Miles** took over in 2005, LSU is 37-2 in Saturday Night games in Tiger Stadium. The only two Saturday Night losses in Tiger Stadium for the Tigers under Miles came in 2009 when No. 1 Florida beat LSU, 13-3, and on Nov. 3, 2012 when top-ranked Alabama rallied for a 21-17 victory. Going back to 2000, LSU is 61-5 in Tiger Stadium in Saturday Night games with the only losses during that span came to unranked UAB (13-10) in 2000; unranked Ole Miss (35-24) in 2001; No. 10 Alabama (31-0) in 2002; No. 1 Florida (13-3) in 2009, and No. 1 Alabama (21-17) in 2012. The following is a look at LSU's record in Saturday Night games in Tiger Stadium:

Year	Overall Sat. Night	vs. Top 25	vs. SEC	vs. SEC Top 25	Noteable Wins
2000	5-1	2-0	3-0	2-0	def. Alabama at home for 1st time since '69
2001	4-1	1-0	1-1	1-0	def. #25 Auburn, 27-14, to clinch SEC West
2002	5-1	0-1	2-1	0-1	def. So. Carolina, 38-14
2003	4-0	1-0	1-0	1-0	def. #17 Auburn, 31-7
2004	6-0	0-0	3-0	0-0	def. Alabama, 26-10
2005	3-0	1-0	1-0	1-0	def. #16 Auburn, 20-17, in OT
2006	7-0	0-0	3-0	0-0	def. Alabama, 28-14
2007	5-0	3-0	2-0	2-0	def. #9 Florida, 28-24; def. #18 Auburn, 30-24
2008	4-0	0-0	1-0	0-0	def. Miss. State, 34-24
2009	6-1	0-1	3-1	0-1	def. Auburn, 31-10; def. Arkansas, 33-30 OT
2010	4-0	1-0	1-0	0-0	def. #22 W. Virginia, 20-14
2011	2-0	0-0	0-0	0-0	None
2012	6-1	2-1	2-1	1-1	def. #3 South Carolina, 23-21
Totals	61-5	11-3	23-4	8-3	

LSU vs. The Ranked

The TCU opener was the seventh time in nine games dating back to last year. that LSU had to face a ranked opponent. A year ago, LSU capped the season by facing a Top 25 team in six of its last eight games. Since the first game in October of last year, the only two non-ranked opponents that LSU has faced were Ole Miss and Arkansas. The ranked opponents for LSU during that stretch included No. 6 Florida on Oct. 6, No. 3 South Carolina on Oct. 13, No. 20 Texas A&M on Oct. 20, No. 1 Alabama on Nov. 3, No. 22 Mississippi State on Nov. 10, and No. 17 Clemson on Dec. 31. TCU was the 18th ranked opponent LSU faced in its last 31 games. No other team in the nation has played as many games vs. ranked teams in that span. Alabama is next closest having played 14. Since the start of the 2011 season, LSU has played (16) and won (12) more games over ranked teams than any team in the nation.

LSU: The SEC's Winningest Team Since 2005

LSU is the winningest program in the SEC since the start of **Les Miles'** tenure as head coach in 2005 as the Tigers have posted an 86-21 mark during that span. The 86 victories for LSU are two better than Florida, while the Tigers are also tops in final poll rankings. LSU is also second nationally in wins since 2005 behind only Boise State (93).

Team	W-L	Bowls	SEC Titles	Top 25 Finishes
LSU	86-21	8	2	7
Florida	84-23	8	2	6
Georgia	76-31	8	1	6
Auburn	68-35	6	1	4
South Carolina	67-37	7	0	3
Alabama	64-22	8	2	5
Arkansas	61-41	5	0	3
Tennessee	53-48	4	0	2
Kentucky	46-55	5	0	0
Mississippi State	47-53	4	0	1
Ole Miss	42-57	3	0	2
Vanderbilt	40-59	3	0	1

Wins Since 2005 (Nationally)

Boise State	93
LSU	86
Ohio State	85
TCU	84
Florida	84
Oklahoma	83
Oregon	83
Virginia Tech	81
Southern Cal	81
Texas	81



TIGERS IN THE NFL (WEEK 1)

Name	Pos.	Team
Joe Barksdale	OT	St. Louis Rams
Dwayne Bowe	WR	Kansas City Chiefs
Michael Brockers	DT	St. Louis Rams
Ron Brooks	CB	Buffalo Bills
Morris Claiborne	CB	Dallas Cowboys
Ryan Clark	S	Pittsburgh Steelers
Jacob Cutrera**	LB	Tampa Bay Buccaneers
Glenn Dorsey	DE	San Francisco 49ers
Lavar Edwards	DE	Tennessee Titans
Chris Faulk**	OT	Cleveland Browns
Matt Flynn	QB	Oakland Raiders
Michael Ford	RB	Chicago Bears
Trindon Holliday	WR/KR	Denver Broncos
Tyson Jackson	DE	Kansas City Chiefs
Ricky Jean Francois	DT	Indianapolis Colts
Quinn Johnson	FB	Tennessee Titans
Donnie Jones	P	Philadelphia Eagles
Brandon LaFell	WR	Carolina Panthers
LaRon Landry	S	Indianapolis Colts
Nate Livings**	OG	Dallas Cowboys
Bennie Logan	DT	Philadelphia Eagles
Tyrann Mathieu	DB	Arizona Cardinals
Danny McCray	S	Dallas Cowboys
Barkevious Mingo	LB	Cleveland Browns
Kevin Minter	LB	Arizona Cardinals
Sam Montgomery	OLB	Houston Texans
Drake Nevis	DT	San Diego Chargers
Patrick Peterson	CB	Arizona Cardinals
Rueben Randle	WR	New York Giants
Eric Reid	S	San Francisco 49ers
Stevan Ridley	RB	New England Patriots
Perry Riley	LB	Washington Redskins
Russell Shepard	WR	Tampa Bay Buccaneers
Kelvin Sheppard	LB	Indianapolis Colts
Tharold Simon**	CB	Seattle Seahawks
Marcus Spears	DT	Baltimore Ravens
Craig Steltz	S	Chicago Bears
Brandon Taylor	S	San Diego Chargers
Curtis Taylor*	S	Arizona Cardinals
Spencer Ware	FB	Seattle Seahawks
Corey Webster	CB	New York Giants
Andrew Whitworth	OT	Cincinnati Bengals
Kyle Williams	DT	Buffalo Bills
Al Woods	DT	Pittsburgh Steelers

* - Practice Squad

** - Injured Reserve

BOLD indicates players who played for Les Miles

• A total of 39 former LSU players are on **active** NFL rosters for week 1, including 35 of them who played for **Les Miles**.

• Nine of the 11 LSU defensive starters from the 2011 Oregon game are on active NFL rosters for week 1.

• 17 LSU players (12 defense, 5 offense) who played in the 2012 BCS National Championship Game are on an NFL roster.

CAREER GAMES PLAYED/STARTED

Player	'09	'10	'11	'12	'13	Total
Kwon Alexander, LB	--	--	--	7/2	1/1	8/3
Vadal Alexander, OG	--	--	--	13/9	1/1	14/10
Jordan Allen, DE	--	--	3/0	1/0	1/1	5/1
Jonah Austin, OG	--	--	--	--	1/0	1/0
Lamin Barrow, LB	--	12/1	13/1	13/13	1/1	39/16
Odell Beckham Jr., WR	--	--	14/9	13/12	1/1	28/22
Kendell Beckwith, LB	--	--	--	--	1/0	1/0
Alfred Blue, RB	--	11/1	13/1	3/3	1/1	28/6
Kadron Boone, WR	--	13/0	14/4	13/7	1/0	41/11
Jalen Collins, CB	--	--	--	13/1	1/1	14/2
La'el Collins, OT	--	--	7/0	13/13	1/1	21/14
J.C. Copeland, FB	--	4/0	14/4	13/12	1/1	32/17
Colby Delahoussaye, PK	--	--	--	--	1/0	1/0
Travis Dickson, TE	--	--	6/0	12/1	--	18/1
Travin Dural, WR	--	--	--	--	1/0	1/0
Micah Eugene, S	--	--	--	13/0	1/0	14/0
Hoko Fanaika, OG	--	--	--	--	1/0	1/0
Ronnie Feist, LB	--	--	--	5/0	--	5/0
Ego Ferguson, DT	--	--	13/0	13/0	1/1	27/1
Reid Ferguson, SNP	--	--	--	13/0	1/0	14/0
Jarrett Fobbs, RB	--	--	1/0	--	--	1/0
Seth Fruge, ST/HOLD	--	9/0	12/0	13/0	1/0	35/0
Dillon Gordon, TE	--	--	--	13/0	1/1	14/1
James Hairston, PK	--	--	11/0	13/0	1/0	25/0
Jerald Hawkins, OT	--	--	--	--	1/1	1/1
Jeremy Hill, RB	--	--	--	11/5	--	11/5
Kenny Hilliard, RB	--	--	13/0	12/1	1/0	26/1
Danielle Hunter, DE	--	--	--	12/0	1/0	13/0
Anthony Jennings, QB	--	--	--	--	1/0	1/0
Anthony Johnson, DT	--	--	14/0	13/3	1/1	28/4
Mickey Johnson, DT	--	--	--	1/0	--	1/0
Deion Jones, LB	--	--	--	13/0	1/0	14/0
Melvin Jones, FB	--	--	--	--	1/0	1/0
Tahj Jones, LB	--	13/0	14/1	1/1	--	28/2
Jamie Keehn, P	--	--	--	2/0	1/0	3/0
Christian LaCouture, DT	--	--	--	--	1/0	1/0
Jarvis Landry, WR	--	--	14/1	13/1	1/1	28/3
Craig Loston, S	2/0	13/2	11/0	12/12	1/1	39/15
Lamar Louis, LB	--	--	--	11/5	1/0	12/5
Justin Maclin, DE	--	1/0	--	2/0	1/0	4/0
Terrence Magee, RB	--	--	5/0	9/0	1/0	15/0
Ronald Martin, S	--	--	3/0	13/1	1/1	17/2
Zach Mettenberger, QB	--	--	5/0	13/13	1/1	19/14
Jalen Mills, CB	--	--	--	13/13	1/1	14/14
Connor Neighbors, FB	--	1/0	4/0	13/0	1/0	19/0
Lorenzo Phillips, LB	--	--	--	4/0	1/0	5/0
Elliott Porter, C	--	--	--	10/1	1/1	11/2
Jermauria Rasco, DE	--	--	9/0	13/0	1/1	23/1
Duke Riley, LB	--	--	--	--	1/0	1/0
DeSean Smith, TE	--	--	--	--	1/0	1/0
Logan Stokes, TE	--	--	--	--	1/0	1/0
Dwayne Thomas, CB	--	--	--	3/0	1/0	4/0
Quentin Thomas, DT	--	--	--	3/0	1/0	4/0
Corey Thompson, S	--	--	--	13/0	--	13/0
Trai Turner, OG	--	--	--	12/7	1/1	13/8
Evan Washington, OT	--	--	--	--	1/0	1/0
D.J. Welter, LB	--	--	7/0	1/0	1/1	9/1
Tre'Davious White, DB	--	--	--	--	1/0	1/0
James Wright, WR	--	12/0	14/2	12/4	1/0	39/6

LSU No. 1 in Graduation Success Rate Among SEC Public Schools

For the second straight year, LSU football owned the SEC's highest NCAA graduation rate among public schools and second overall behind only Vanderbilt when it was unveiled in December 2012. LSU's score of 77 was well above the national mark of 68 for all FBS schools. The NCAA began reporting GSR in 2006 and LSU has shown improvement with each year's report. A total of 170 student-athletes have graduated during **Les Miles'** tenure as head coach.

LSU The New DBU

Since 2007, LSU leads the nation in number of defensive backs selected in the NFL Draft with 12. Alabama and Texas are the next closest with nine. The Tigers have produced a defensive back selection in seven consecutive drafts. Six LSU defensive players were selected in the first three rounds of the 2013 NFL Draft, the most selected from any school in modern draft history. A total of 13 former LSU defensive backs are on current NFL rosters, including 11 of those who played for **Les Miles**.

LSU's 20-Plus Yards Play Breakdown

BY PLAY

Pass	4
Rush	1
TOTAL	5

BY GAME

vs. TCU	5
---------------	---

BY QUARTER

1st	2
2nd	0
3rd	1
4th	2

RUSHING

Terrence Magee	1
----------------------	---

PASSING

Zach Mettenberger	4
-------------------------	---

RECEIVING

Odell Beckham	3
Jarvis Landry	1

20 OR MORE YARD TOUCHDOWNS

Terrence Magee	1
Jarvis Landry	1

LSU's 20-Plus Yards Plays of 2013

Yards	Type	Player	Opponent	Qtr.
52*	Run	Terrence Magee	TCU	3
44	Pass	Odell Beckham from Zach Mettenberger	TCU	1
26	Pass	Odell Beckham from Zach Mettenberger	TCU	1
26	Pass	Odell Beckham from Zach Mettenberger	Pass	4
20*	Pass	Jarvis Landry from Zach Mettenberger	Pass	4

* Denotes play resulted in touchdown.

GAME-BY-GAME NOTABLES

Opponent	Captains	Coin Toss	Kickoff/Receive	LSU 1st Poss.	Game Time (CT)	Game Length	Jerseys	Result
vs. #20 TCU UAB	Mettenberger, Johnson, Barrow, Fruge	Loss	Kickoff	Field Goal	8:11 p.m.	3:32	White	W, 37-27

BY THE NUMBERS

93,374

largest crowd in Tiger Stadium history
(lost to #1 Alabama, 21-17, on Nov. 3, 2012)

1,500

old dorm rooms below the east and west stands

.725

winning percentage after 554 home games
(392-144-18)

89

89-yard punt return by Billy Cannon 50 years ago to beat Ole Miss on Halloween Night in 1959

90th

year of LSU football in Tiger Stadium dating back to 1924

80

times the crowd has exceeded 90,000 for a game

100,000

estimated capacity when South End Zone project is completed prior to 2014 season

428

windows replaced on the North End of the stadium prior to the 2012 season

61-6

Saturday night record since 2000

50-7

home record under head coach Les Miles

14

undefeated home seasons, including three under Les Miles

9

trips by the "ESPN College GameDay" crew

8th

largest on-campus stadium in the nation (92,542)

7

times named the toughest place in the nation to play a road game by national media outlets

1

win over a No. 1 ranked team (def. Florida, 28-21, in 1997)

Tiger Stadium

COLLEGE FOOTBALL'S ULTIMATE SETTING



“THE SCARIEST PLACE TO PLAY IN AMERICA”

- ESPN.COM, ESPN COLLEGE FOOTBALL LIVE

Notables

- LSU began playing football in Tiger Stadium in 1924 and is currently in its 90th year in the venerable stadium. This season marks the 83rd year LSU has played under the lights in Death Valley. The Tigers defeated Spring Hill, 35-0, on Oct. 3, 1931 in the first night game in the stadium's history.
- Head coach **Les Miles** is 36-2 in Saturday Night home games. The only losses were to top-ranked teams -- No. 1 Florida on Oct. 10, 2009 and No. 1 Alabama on Nov. 3, 2012. LSU's last non-conference home loss was to UAB on Sept. 23, 2000.
- Since national attendance figures began being kept in 1957, LSU has finished in the nation's top 10 in average attendance in 49 of the past 56 seasons.
- Since 1960, LSU owns a stellar 227-61-4 (.784) record in traditional Tiger Stadium night games. The Tigers are 26-26-3 (.500) at home during the day in that span.
- LSU has won 34 consecutive home games over non-conference opponents. **Les Miles** is 25-0 in non-conference home games.

Quotables

“I'm not sure what it was like to walk into the Coliseum, but I bet it was something like this. The best place in the world to watch a sporting event.”

- **Wright Thompson, ESPN Senior Writer**

“Dark. That combined with Tiger Stadium on a Saturday night is something loud, strange and holy. There is noise everywhere in stadiums from Eugene to Tuscaloosa. Only in Baton Rouge is there a living, breathing lurking in its grand, old stadium.”

- **Dennis Dodd, CBSsports.com**

“Best stadium -- Tiger Stadium, LSU. The pregame festivities, the deafening noise -- there's no other place like it.”

- **Matt Hayes, Sporting News**

“Death Valley is the pound-for-pound king of noise in college football. The place is just mind-numbingly loud for a ridiculous amount of time.”

- **Bruce Feldman, CBSsports.com**

“For three hours on Saturday night, I don't know that there has ever been an atmosphere in sports that I've been a part of that was as memorable to me. When you're there, you don't want to miss anything.”

- **Scott Van Pelt, ESPN**

The Last Meeting

LSU

UAB

13



LSU

10

Sept. 23, 2000 • Tiger Stadium • Baton Rouge, La. • 85,339

Tigers Fall To UAB On Last-Second Field Goal, 13-10

UAB's Rhett Gallego kicked a 32-yard field goal as time expired to lift the Blazers to a 13-10 win over LSU in Tiger Stadium. Gallego's field goal came just seconds after UAB's Chris Brown intercepted a Josh Booty pass and returned it 25 yards to the LSU 17-yard line with 25 seconds left in the contest. UAB defeated the Tigers despite picking up just 178 yards of total offense, which included only 57 yards of offense in the second half. UAB led 10-0 at halftime before LSU managed to tie the game at 10-10 on a 35-yard field goal by John Corbello with 10:33 left in the contest. The two teams traded possessions before UAB kicked the game winner as time expired. Domanick Davis led the Tigers with 226 all-purpose yards and LSU's only touchdown of the evening, a one-yard run at the 3:04 mark in the third quarter. Linebacker Trev Faulk led the LSU defense with 13 tackles.

Scoring

UAB	3	7	0	3	-13
LSU	0	0	7	3	-10

STATISTICAL COMPARISON

Category	LSU	UAB	CONF. (NCAA) RANKING	
			LSU	UAB
Record:	1-0	0-1	--	--
Conference:	0-0	0-0	--	--
Scoring Offense:	37.0	31.0	5 (36)	51
Total Offense:	448.0	453.0	6 (48)	46
Rushing Offense:	197.0	114.0	11 (43)	80
Passing Offense:	251.0	339.0	6 (44)	17
Scoring Defense:	27.0	34.0	9 (61)	75
TO Margin:	1.0	2.0	4 (22)	10

The Series: UAB leads 1-0

2000: UAB, 13-10 Sept. 23 at Baton Rouge

At Baton Rouge: UAB leads 1-0
Les Miles vs. UAB: First Meeting

LSU Tigers Depth Chart

OFFENSE

X	3	Odell Beckham Jr.	6-0	193	Jr.-2L
	83	Travin Dural	6-2	182	Fr.-RS
	15	Quantavious Leslie	6-4	175	Jr.-JC
LT	70	La'el Collins	6-5	315	Jr.-1L
	76	Josh Boutte	6-4	333	Fr.-HS
LG	78	Vadal Alexander	6-6	342	So.-1L
	71	Jonah Austin	6-6	324	So.-SQ
C	55	Elliott Porter	6-4	300	Jr.-1L
	77	Ethan Pocic	6-7	301	Fr.-HS
RG	56	Trai Turner	6-3	316	So.-1L
	69	Fehoko Fanaika	6-6	348	Jr.-JC
RT	65	Jerald Hawkins	6-6	301	Fr.-RS
	75	Evan Washington	6-6	334	Jr.-SQ
TE	41	Travis Dickson	6-3	230	Jr.-1L
	85	Dillon Gordon	6-5	286	So.-1L
	84	Logan Stokes	6-5	251	Jr.-JC
Z	80	Jarvis Landry	6-1	195	Jr.-2L
	86	Kadron Boone	6-0	202	Sr.-3L
	82	James Wright	6-2	203	Sr.-3L
QB	8	Zach Mettenberger	6-5	235	Sr.-2L
	10	Anthony Jennings	6-2	211	Fr.-HS
	17	Stephen Rivers	6-7	223	So.-SQ
RB	4	Alfred Blue	6-2	222	Sr.-3L
	27	Kenny Hilliard	6-0	233	Jr.-2L
	33	Jeremy Hill	6-2	235	So.-1L
	14	Terrence Magee	5-9	214	Jr.-1L
FB	44	J.C. Copeland	6-0	270	Sr.-2L
	43	Connor Neighbors	5-11	239	Sr.-1L

DEFENSE

DE	59	Jermauria Rasco	6-3	262	Jr.-2L
	46	Tashawn Bower	6-5	243	Fr.-HS
	54	Justin Maclin	6-4	242	Jr.-SQ
DT	90	Anthony Johnson	6-3	294	Jr.-2L
	91	Christian LaCouture	6-5	298	Fr.-HS
DT	9	Ego Ferguson	6-3	309	Jr.-2L
	95	Quentin Thomas	6-3	290	So.-SQ
DE	94	Danielle Hunter	6-6	241	So.-1L
-or-	98	Jordan Allen	6-6	254	Jr.-SQ
Sam	58	Tahj Jones	6-2	205	Sr.-2L
	25	Kwon Alexander	6-2	218	So.-1L
Mike	31	D.J. Welter	6-1	226	Jr.-SQ
	23	Lamar Louis	6-0	216	So.-1L
Will	18	Lamin Barrow	6-2	232	Sr.-3L
	45	Deion Jones	6-2	208	So.-1L
	35	Lorenzo Phillips	6-2	219	Fr.-RS
CB	28	Jalen Mills	6-1	189	So.-1L
	13	Dwayne Thomas	6-0	181	Fr.-RS
S	6	Craig Loston	6-2	209	Sr.-3L
	34	Micah Eugene	5-11	188	So.-1L
	29	Rickey Jefferson	5-11	199	Fr.-HS
S	26	Ronald Martin	6-1	218	Jr.-2L
	12	Corey Thompson	6-2	212	So.-1L
	29	Rickey Jefferson	5-11	199	Fr.-HS
CB	32	Jalen Collins	6-2	195	So.-1L
	19	Derrick Raymond	6-1	175	Fr.-RS

PRONUNCIATIONS

Players		
78	Vadal Alexander	OT
	vuh-Dall	
47	Maquedius Bain	DT
	muh-Quay-dee-us	
18	Lamin Barrow	LB
	Lah-Meen	
70	La'El Collins	OT
	Lie-l	
30	Colby Delahoussaye	PK
	Dell-uh-hoos-ee	
88	John Diarse	WR
	Dee-arse	
83	Travin Dural	WR
	Tray-vin	
69	Fehoko Fanaika	OG
	fuh-Hoe-koe	
	fuh-Nye-kuh	
22	Ronnie Feist	LB
	Feast	
48	Seth Fruge	HLD
	Fru-zhay	
94	Danielle Hunter	DE
	duh-NEEL	
58	Tahj Jones	LB
	Tahzh	
91	Christian LaCouture	DT
	Lock-uh-chur	
15	Quantavious Leslie	WR
	Qwan-tay-vee-us	
77	Ethan Pocic	C
	Poe-sick	
59	Jermauria Rasco	DE
	Jer-maw-ree-A	
Coaches		
	Greg Studrawa	OL
	Situ-draw-uh	

SPECIAL TEAMS

PK	42	Colby Delahoussaye	5-10	169	Fr.-RS
	30	James Hairston	6-1	218	Jr.-2L
-or-	21	Trent Domingue	6-0	165	Fr.-RS
KO	30	James Hairston	6-1	218	Jr.-2L
	42	Colby Delahoussaye	5-10	169	Fr.-RS
	21	Trent Domingue	6-0	165	Fr.-RS
PR	3	Odell Beckham, Jr.	6-0	193	Jr.-2L
	80	Jarvis Landry	6-1	195	Jr.-2L
HOLD	48	Seth Fruge	5-11	200	Jr.-2L
	13	Chad LaBorde	5-11	192	So.-SQ

KOR	3	Odell Beckham, Jr.	6-0	193	Jr.-2L
	83	Travin Dural	6-2	182	Fr.-RS
	80	Jarvis Landry	6-1	195	Jr.-2L
P	38	Jamie Keehn	6-4	218	So.-1L
	21	Trent Domingue	6-0	165	Fr.-RS
SNP	50	Reid Ferguson	6-2	230	So.-1L
	53	Logan Boudreaux	5-11	215	So.-SQ

LOCATION OF COACHES

On The Field
Les Miles, head coach
Frank Wilson, running backs
Steve Ensminger, tight ends
Brick Haley, defensive line
Adam Henry, wide receivers
Thomas McGaughey, special teams
Corey Raymond, defensive backs
Greg Studrawa, offensive line
In The Press Box
John Chavis, defensive coordinator
Cam Cameron, offensive coordinator

CAREER STARTS/GAME-BY-GAME STARTERS

				FB Copeland 16		TB Blue 6 Hill 5 Hilliard 1					
						QB Mettenberger 14					
WR Wright 5 Landry 3		TE Dickson 1 Gordon 1	RT Hawkins 1 Alexander 9	RG Turner 8	C Porter 2	LG Alexander 1 L. Collins 13	LT L. Collins 1				WR Beckham, Jr. 24 Boone 9
LCB J. Collins 1 Mills 13			LE Rasco 1	LT Johnson 4		RT Ferguson 1	RE Allen 1				RCB Mills 1
		Sam Louis 5 Alexander 3 T. Jones 2									
					Mike Welter 1		Will Barrow 16				
	Nickel J. Collins 1		SS Loston 14 Martin 1				FS Martin 1 Loston 1			Dime	

OFFENSIVE GAME-BY-GAME STARTERS

Game	X	Z	LT	LG	C	RG	RT	TE	FB	TB	QB
vs. TCU	Beckham	Landry	L. Collins	Alexander	Porter	Turner	Hawkins	Gordon	Copeland	Blue	Mettenberger
UAB											
Kent State											
Auburn											
at Georgia											
at Mississippi State											
Florida											
at Ole Miss											
Furman											
at Alabama											
Texas A&M											
Arkansas											

DEFENSIVE GAME-BY-GAME STARTERS

Game	LE	LT	RT	RE	WILL	MIKE	SAM	LCB	RCB	SS	FS
vs. TCU	Rasco	Johnson	Ferguson	Allen	Barrow	Welter	Alexander	Mills	J. Collins	Loston	Martin
UAB											
Kent State											
Auburn											
at Georgia											
at Mississippi State											
Florida											
at Ole Miss											
Furman											
at Alabama											
Texas A&M											
Arkansas											

THE LAST TIME LSU ... (ALL GAMES)

Scoring

Scored 30 or more points	37 vs. TCU (8/31/13)
Scored 40 or more points	41 vs. Ole Miss (11/17/12)
Scored 50 or more points	63 vs. Idaho (9/15/12)
Scored 60 or more points	63 vs. Idaho (9/15/12)
Scored 70 or more points	70 vs. Arkansas State (10/12/90)

Total Offense

Had more than 400 total yards	448 vs. TCU (8/31/13)
Had more than 450 total yards	472 vs. Idaho (9/15/12)
Had more than 500 total yards	508 vs. North Texas (9/1/12)
Had more than 550 total yards	595 vs. Louisiana Tech (11/10/07)
Had more than 600 total yards.....	653 vs. Louisiana Tech (11/1/03)
Had more than 650 total yards	653 vs. Louisiana Tech (11/1/03)
Had more than 700 total yards	746 vs. Rice (9/24/77)

Rushing Offense

Rushed for 150 or more yards	197 vs. TCU (8/31/13)
Rushed for 200 or more yards	219 at Texas A&M (10/20/12)
Rushed for 250 or more yards	258 vs. South Carolina (10/13/12)
Rushed for 300 or more yards.....	316 vs. North Texas (9/1/12)
Rushed for 350 or more yards	353 at Ole Miss (11/19/11)
Rushed for 400 or more yards	400 vs. Kentucky (11/1/97)
Rushed for 425 or more yards	433 vs. Houston (9/7/96)
Rushed for 500 or more yards	503 vs. Oregon (10/22/77)

Passing Offense

Passed for 250 or more yards	251 vs. TCU (8/31/13)
Passed for 300 or more yards	309 vs. Georgia (10/25/08)
Passed for 350 or more yards	388 at Alabama (11/3/07)
Passed for 400 or more yards.....	444 vs. Illinois (1/1/02 - Sugar Bowl)
Passed for 450 or more yards	528 at Alabama (11/3/01)
Passed for 500 or more yards	528 at Alabama (11/3/01)

Scoring Defense

Allowed 0 points	0 vs. UL-Monroe (11/13/10)
Allowed 3 or fewer points.....	3 vs. Washington (9/8/12)
Allowed 7 or fewer points.....	3 vs. Washington (9/8/12)
Allowed 10 or fewer points.....	10 at Auburn (9/22/12)
Allowed 14 or fewer points	13 at Arkansas (11/23/12)

Total Defense

Allowed fewer than 75 total yards	70 vs. UL-Lafayette (10/5/02)
Allowed fewer than 100 total yards.....	95 vs. Northwestern State (9/10/11)
Allowed fewer than 125 total yards	95 vs. Northwestern State (9/10/11)
Allowed fewer than 150 total yards	95 vs. Northwestern State (9/10/11)
Allowed fewer than 175 total yards	155 vs. Kentucky (10/1/11)
Allowed fewer than 200 total yards	183 at Auburn (9/22/12)
Allowed fewer than 225 total yards	211 vs. South Carolina (10/13/12)
Allowed fewer than 250 total yards.....	211 vs. South Carolina (10/13/12)
Allowed fewer than 275 total yards	259 vs. TCU (8/31/13)
Allowed fewer than 300 total yards.....	259 vs. TCU (8/31/13)

Rushing Defense

Allowed 0 or fewer yards	-4 vs. Northwestern State (9/10/11)
Allowed 10 or fewer yards	-4 vs. Northwestern State (9/10/11)
Allowed 20 or fewer yards	-4 vs. Northwestern State (9/10/11)
Allowed 30 or fewer yards	26 vs. Washington (9/8/12)
Allowed 40 or fewer yards	34 vs. South Carolina (10/13/12)
Allowed 50 or fewer yards	47 vs. Mississippi State (11/10/12)
Allowed 60 or fewer yards	47 vs. Mississippi State (11/10/12)
Allowed 70 or fewer yards	47 vs. Mississippi State (11/10/12)
Allowed 80 or fewer yards	47 vs. Mississippi State (11/10/12)
Allowed 90 or fewer yards	47 vs. Mississippi State (11/10/12)
Allowed 100 or fewer yards	99 vs. Clemson (12/31/12)

THE LAST TIME LSU ... (ALL GAMES)

Passing Defense

Allowed 0 passing yards	0 vs. Alabama (11/6/71)
Allowed 50 or fewer yards	47 at Ole Miss (11/19/11)
Allowed 100 or fewer yards	61 at Florida (10/6/12)
Allowed 150 or fewer yards	145 vs. TCU (8/31/13)
Allowed 175 or fewer yards.....	145 vs. TCU (8/31/13)
Allowed 200 or fewer yards	145 vs. TCU (8/31/13)

Individual Rushing

Had a player rush for 100 or more yards	124 by Jeremy Hill vs. Clemson (12/31/12)
Had a player rush for 150 or more yards	159 by Stevan Ridley vs. Vanderbilt (9/11/10)
Had a player rush for 200 or more yards.....	250 by Alley Broussard vs. Ole Miss (11/20/04)
Had a player rush for 225 or more yards	250 by Alley Broussard vs. Ole Miss (11/20/04)
Had a player rush for 2 or more TDs	2 by Terrence Magee vs. TCU (8/31/13)
Had a player rush for 3 or more TDs	3 by Jeremy Hill vs. Ole Miss (11/17/12)
Had a player rush for 4 or more TDs	4 by Domanick Davis vs. Illinois (1/1/02 - Sugar Bowl)
Had a player rush for 5 or more TDs	5 by Kevin Faulk at Kentucky (11/1/97)

Individual Passing

Had a player pass for 200 or more yards.....	251 by Zach Mettenberger vs. TCU (8/31/13)
Had a player pass for 250 or more yards	251 by Zach Mettenberger vs. TCU (8/31/13)
Had a player pass for 300 or more yards.....	353 by Matt Flynn at Alabama (11/3/07)
Had a player pass for 350 or more yards.....	353 by Matt Flynn at Alabama (11/3/07)
Had a player pass for 400 or more yards	444 by Rohan Davey vs. Illinois (1/1/02 - Sugar Bowl)
Had a player pass for 450 or more yards.....	528 by Rohan Davey at Alabama (11/3/01)
Had a player pass for 500 or more yards	528 by Rohan Davey at Alabama (11/3/01)
Had a player pass for 2 or more TDs	2 by Zach Mettenberger vs. Mississippi State (11/10/12)
Had a player pass for 3 or more TDs	3 by Jarrett Lee at Tennessee (10/15/11)
Had a player pass for 4 or more TDs.....	4 by Matt Flynn vs. Ohio State (1/7/08 - BCS Championship)
Had a player complete 20 passes.....	22 by Zach Mettenberger vs. Ole Miss (11/17/12)
Had a player complete 25 passes	31 by Rohan Davey vs. Illinois (1/1/02 - Sugar Bowl)
Had a player complete 30 passes.....	31 by Rohan Davey vs. Illinois (1/1/02 - Sugar Bowl)
Had a player complete 35 passes	35 by Rohan Davey at Alabama (11/3/02)
Had a player complete 15 straight passes	17 by Rohan Davey vs. Arkansas-6 (11/26/99), vs. Western Carolina-11 (9/2/00)
.....	17 by Matt Mauck vs. Arizona-11(9/6/03), vs. Western Illinois-6 (9/13/03)
Had a player throw 30 passes.....	32 by Zach Mettenberger vs. TCU (8/31/13)
Had a player throw 35 passes.....	37 by Zach Mettenberger vs. Ole Miss (11/17/12)
Had a player throw 40 passes	47 by Matt Flynn vs. Arkansas (11/23/07)
Had a player throw 45 passes	47 by Matt Flynn vs. Arkansas (11/23/07)
Had a player throw 50 passes	53 by Rohan Davey vs. Illinois (1/1/02 - Sugar Bowl)

Individual Receiving

Had a player with 9 or more receptions in a game	9 by Jarvis Landry vs. Mississippi State (11/10/12)
Had a player with 10 or more receptions in a game.....	12 by Brandon LaFell vs. Troy (11/15/08)
Had a player with 11 or more receptions in a game	12 by Brandon LaFell vs. Troy (11/15/08)
Had a player with 12 or more receptions in a game	12 by Brandon LaFell vs. Troy (11/15/08)
Had a player with 13 or more receptions in a game	14 by Josh Reed vs. Illinois (1/1/02 - Sugar Bowl)
Had a player with 14 or more receptions in a game	14 by Josh Reed vs. Illinois (1/1/02 - Sugar Bowl)
Had a player with 15 or more receptions in a game	19 by Josh Reed at Alabama (11/3/01)
Had a player receive 100 or more yards.....	118 by Odell Beckham Jr. and 109 by Jarvis Landry vs. TCU (8/31/13)
Had a player receive 150 or more yards	162 by Michael Clayton vs. Western Illinois (9/13/03)
Had a player receive 200 or more yards	201 by Devery Henderson at Kentucky (11/9/02)
Had a player receive 250 or more yards.....	293 by Josh Reed at Alabama (11/3/01)
Had a player receive for 2 or more TDs	2 by Odell Beckham, Jr. vs. Towson (9/29/12)
Had a player receive for 3 or more TDs	3 by Terrence Toliver vs. Texas A&M (1/7/11 - Cotton Bowl)
Had a player receive for 4 or more TDs	4 by Tony Moss vs. Ohio University (9/30/89)
Had a player receive for 5 or more TDs	5 by Carlos Carson vs. Rice (9/24/77)

THE LAST TIME LSU ... (ALL GAMES)

Games against Ranked Teams

Beat a top 25 team	#20 TCU, 37-27, in Cowboys Classic in Arlington, Texas (8/31/13)
Beat a top 10 team	#3 South Carolina, 23-21, in Baton Rouge (10/13/12)
Beat a top 5 team	#3 South Carolina, 23-21, in Baton Rouge (10/13/12)
Beat an FBS No. 1 team (AP or Coaches Poll)	#1 Ohio State, 38-24 (1/7/08 - BCS Championship Game)
Beat an FBS No. 1 team (AP or Coaches Poll) at home	#1 Florida, 28-21 (10/11/97)
Beat a ranked opponent at home	#22/23 Mississippi State, 37-17, in Baton Rouge (11/10/12)
Beat a ranked opponent on the road	#20/19 Texas A&M, 24-19, in College Station, Texas (10/20/12)
Beat a ranked opponent at a neutral site	#20 TCU, 37-27, in Cowboys Classic in Arlington, Texas (8/31/13)
Beat back-to-back ranked opponents	#3 South Carolina, 23-21, in Baton Rouge (10/13/12) & #20/19 Texas A&M, 24-19, in College Station (10/20/12)
Beat a ranked team in three straight games	11/23 - 1/1/02 vs. #22 Arkansas, #24 Auburn, #2 Tennessee (SEC CG), #7 Illinois (Sugar Bowl)
Beat a ranked team in four straight games	11/23 - 1/1/02 vs. #22 Arkansas, #24 Auburn, #2 Tennessee (SEC CG), #7 Illinois (Sugar Bowl)
Lost to a ranked opponent at home	#1 Alabama, 21-17 (11/3/12)
Lost to a ranked opponent on the road	#10/11 Florida, 14-6 (10/6/12)
Lost to a ranked opponent at a neutral site	#14 Clemson, 25-24, in Chick-fil-A Bowl (12/31/12)
Lost to an unranked opponent at home	Ole Miss, 31-13 (11/22/08)
Lost to an unranked opponent on the road	at Ole Miss, 25-23 (11/21/09)

Special Situations

Won on the last play of the game	at #2 Alabama (9-6, 11/5/11); Drew Alleman 25-yard field goal in overtime
Lost on the last play of the game	#14 Clemson, 25-24, in Chick-fil-A Bowl (12/31/12); field goal as time expired
Came back and won from 10 or more down in 4th quarter	Troy, 40-31 (11/15/08); down 31-10 entering 4th quarter
Lost when leading by 10 or more in 4th quarter	#14 Clemson, 25-24 in Chick-fil-A Bowl (12/31/12); led 24-13 entering fourth quarter
Lost when leading by 20 points of more	Tennessee, 30-27 OT (9/26/05); led 21-0 at halftime
Scored on the first play from scrimmage	Jordan Jefferson, 83-yard run vs. Tennessee (10/2/10)
A QB caught a pass on a designed play	Matt Flynn (35-yards from WR Early Doucet) at Alabama (11/3/07)
A RB threw a TD pass on a designated play	Spencer Ware (39 yards to Rueben Randle for a TD) at Auburn (10/23/10)
Had two RB rush for at least 100 yards each	Kenny Hilliard (141 yds) and Alfred Blue (123 yds) vs. North Texas (9/1/12)

Returns/Special Teams/Defense

Returned a KO for a TD	Morris Claiborne, 99 yards at West Virginia (9/24/11)
Returned a Punt for a TD	Odell Beckham, Jr. 89 yards vs. Ole Miss (11/17/12)
Returned an INT for a TD	Ronald Martin (45 yards) & Lavar Edwards (23 yards) vs. Idaho (9/15/12)
Returned 2 INTs for TDs	Ronald Martin (45 yards) & Lavar Edwards (23 yards) vs. Idaho (9/15/12)
Returned 3 INTs for TDs	3 vs. Arkansas State (C. Raymond, D. Walkup, C. Buckels) (10/12/91)
Recovered a fumble in endzone for a TD	Kevin Minter at Ole Miss (11/19/11)
Returned a fumble for a TD	Tyrann Mathieu, 23-yard fumble return and recovery vs. Kentucky (10/1/11)
Scored two defensive TDs in a game	2 vs. UL-Monroe (R. Brooks, INT; L. Edwards, FUM) (11/13/10)
Faked a field goal for a touchdown	Colt David (kicker), 15 yard run (9/22/07 vs. South Carolina)
Faked a punt for a first down	Brad Wing, 44-yard run in first quarter vs. Florida (10/8/11)
Faked a field goal for a first down	Josh Jasper, 5-yard run in 4th quarter (10/9/10 at Florida)
A player kicked the PAT after scoring the TD	Colt David vs. South Carolina (9/22/07)
Blocked a FG	Michael Brockers, 42-yard attempt in 2nd quarter of BCS Championship Game vs. Alabama (1/9/12)
Returned a blocked FG for a TD	Patrick Peterson, 53 yards on the block of Ole Miss' 47-yard FG attempt (11/21/09)
Blocked a PAT (kick)	Mark Roman, attempt by Seth Hanson (10/17/98 vs. Kentucky)
Returned a PAT for a Defensive Extra Point	Mark Roman, kick attempt by Seth Hanson (10/17/98 vs. Kentucky)
Blocked a punt	Daniel Graff vs. Tulane (10/31/09)
Blocked a punt for a safety	Jarvis Green, on an Andy Smith punt (10/16/99 at Kentucky)
Returned a blocked punt for TD	Craig Steltz, 29 yard, off Jacob Hester's block at Arizona State (9/10/05)
Recovered an onside kick	at Ole Miss (11/21/09); recovered by Brandon LaFell with 1:16 left in fourth quarter
Recovered an onside kick to start the game	vs. Auburn (12/1/01)
Recorded a Safety (Team)	vs. North Carolina (9/4/10); ball rolled out of endzone on punt attempt
Recorded a Safety (Individual tackle)	Sam Montgomery at Auburn (9/22/12)
Recorded six interceptions	6 at Mississippi State (8/30/07)
Had a player record three interceptions	3 by Craig Steltz at Mississippi State (8/30/07)
Had a player record 15 tackles	19 by Kevin Minter vs. Clemson in Chick-fil-A Bowl (12/31/12)
Had six sacks as a team	6 vs. Auburn (10/22/11)

Opponent Returns/Special Teams

Returned a KO for a TD	B.J. Catolon of TCU, 100 yards in second quarter of Cowboys Classic (8/31/13)
Returned a Punt for a TD	Marshay Green, 44 yards (11/17/07 at Ole Miss)
Returned an INT for a TD	Terence Moore, 22 yards (11/15/08 by Troy)
Returned 3 INTs for TDs	3, by Alvis, Smith, Robinson (9/17/94 at Auburn)
Recovered a fumble in endzone for a TD	Chris Shelling (9/17/94 at Auburn)
Returned a fumble for a TD	Alonzo Highsmith, 47 yards in first quarter (11/25/11 in Baton Rouge)
Blocked a FG	at Alabama (11/3/07)
Blocked a punt	Florida (10/8/11) in fourth quarter
Blocked two punts	2 at Virginia Tech (9/1/02)
Blocked a punt for a safety	blocked Donnie Jones (9/1/02 at Virginia Tech)
Recorded a Safety (Team)	vs. Western Kentucky (11/12/11)
Blocked a PAT (kick)	Ole Miss (11/18/06)
Returned a PAT for a Defensive Extra Point	Eric Kelly, off bad snap (10/17/98 vs. Kentucky)
Faked a field goal for a TD	Damon Duval, 1 yard run (9/18/99 vs. Auburn)
Recovered an onside kick	Georgia (12/3/11 SEC Championship Game in first quarter)
Recovered an onside kick	Georgia (12/3/11 SEC Championship Game in first quarter)

TURNOVERS

Opponent	Forced by LSU					Forced By Opponent			
	Fum	Int	Tot	Pts Off	Margin	Fum	Int	Tot	Pts Off
vs. TCU	1	1	2	10	1	1	0	1	7
UAB									
Kent State									
Auburn									
at Georgia									
at Mississippi State									
Florida									
at Ole Miss									
Furman									
at Alabama									
Texas A&M									
Arkansas									
TOTALS	1	1	2	10	1	1	0	1	7

LSU BIG PLAYS

Opponent	Rushing				Passing				Special Teams	
	15+	20+	30+	40+	20+	30+	40+	50+	Block	Ret. TD
vs. TCU	3	1	1	1	4	1	1	0	0	0
UAB										
Kent State										
Auburn										
at Georgia										
at Mississippi State										
Florida										
at Ole Miss										
Furman										
at Alabama										
Texas A&M										
Arkansas										
TOTALS	3	1	1	1	4	1	1	0	0	0

OPPONENT BIG PLAYS

OPPONENT	Rushing				Passing				Special Teams	
	15+	20+	30+	40+	20+	30+	40+	50+	Block	Ret. TD
vs. TCU	2	1	0	0	2	1	0	0	0	1
UAB										
Kent State										
Auburn										
at Georgia										
at Mississippi State										
Florida										
at Ole Miss										
Furman										
at Alabama										
Texas A&M										
Arkansas										
TOTALS	2	1	0	0	2	1	0	0	0	1

LSU SCORING DRIVES

OPPONENT	No.	Plays	Yards	Time	For TD	Plays	Yards	Time
vs. TCU	7	8.1	53.7	3:08	4	6.8	59.8	3:04
UAB								
Kent State								
Auburn								
at Georgia								
at Mississippi State								
Florida								
at Ole Miss								
Furman								
at Alabama								
Texas A&M								
Arkansas								
TOTALS	7	8.1	53.7	3:08	4	6.8	59.8	3:04

*Does not include overtime drives

FIELD POSITION

Opponent	LSU			
	No. of Drives	Avg. Start	Inside 20	Past 50
vs. TCU	12	30	3	2
UAB				
Kent State				
Auburn				
at Georgia				
at Mississippi State				
Florida				
at Ole Miss				
Furman				
at Alabama				
Texas A&M				
Arkansas				
TOTALS	12	30	3	2

Opponent	Opponents			
	No. of Drives	Avg. Start	Inside 20	Past 50
vs. TCU	9	41	2	2
UAB				
Kent State				
Auburn				
at Georgia				
at Mississippi State				
Florida				
at Ole Miss				
Furman				
at Alabama				
Texas A&M				
Arkansas				
TOTALS	9	41	2	2

DRIVE STATISTICS

Opponent	No.	LSU		Score	Pct.	TD	Pct.
		3 & Out	Pct.				
vs. TCU	12	2	16.7	7	58.3	4	33.3
UAB							
Kent State							
Auburn							
at Georgia							
at Mississippi State							
Florida							
at Ole Miss							
Furman							
at Alabama							
Texas A&M							
Arkansas							
TOTALS	12	2	16.7	7	58.3	4	33.3

Opponent	No.	Opponents		Score	Pct.	TD	Pct.
		3 & Out	Pct.				
vs. TCU	9	3	33.3	4	44.4	2	22.2
UAB							
Kent State							
Auburn							
at Georgia							
at Mississippi State							
Florida							
at Ole Miss							
Furman							
at Alabama							
Texas A&M							
Arkansas							
TOTALS	9	3	33.3	4	44.4	2	22.2

IN THE REDZONE

Opponent	LSU			TD Pct.	FG	Score Pct.
	Inside 20	TD	Run/Pass			
vs. TCU	6	3	2/1	50.0	3	100
UAB						
Kent State						
Auburn						
at Georgia						
at Mississippi State						
Florida						
at Ole Miss						
Furman						
at Alabama						
Texas A&M						
Arkansas						
TOTALS	6	3	2/1	50.0	3	100

Opponent	Opponents			TD Pct.	FG	Score Pct.
	Inside 20	TD	Run/Pass			
vs. TCU	2	1	1/0	50	1	100
UAB						
Kent State						
Auburn						
at Georgia						
at Mississippi State						
Florida						
at Ole Miss						
Furman						
at Alabama						
Texas A&M						
Arkansas						
TOTALS	2	1	1/0	50	1	100

DRIVE SUPERLATIVES

Longest Drive

No. of Plays	14 (68 yds, 6:02) vs TCU; results in TD
By No. of Yards	80 (7p, 3:26) vs. TCU; results in TD
By Time of Possession	6:02 (14p, 68 yds) vs. TCU; results in TD

Shortest Drive

By No. of Plays	2 (5 yds, 1:06) vs TCU; results in Fumble
By No. of Yards	-5 (3p, 1:46) vs. TCU; results in Punt
By Time of Possession	0:51 (4p, -1 yd) vs. TCU; results in FG

Opponents

14 by TCU (71 yds, 6:15); results in FG
77 by TCU (10p, 4:05); results in TD
6:15 by TCU (14p, 71 yards); results in FG

Opponents

1 (0 yds, 0:09); results in Interception
0 (1p, 0:09) by TCU; results in Interception
0:09 (1p,0yds) by TCU; results in Interception

LSU DRIVE CHARTS

vs. TCU

Qtr.	Time	Start	Pl-Yds	TOP	Result
1st	15:00	LSU 25	13-69	5:40	FIELD GOAL
1st	9:20	TCU 10	4-(1)	0:51	FIELD GOAL
1st	2:07	LSU 20	7-80	3:26	TOUCHDOWN
2nd	13:17	LSU 05	3-2	1:45	Punt
2nd	10:27	LSU 14	9-34	3:42	Punt
2nd	3:06	LSU 25	13-69	3:06	FIELD GOAL
3rd	14:44	LSU 34	3-66	1:33	TOUCHDOWN
3rd	8:51	LSU 32	14-68	6:02	TOUCHDOWN
4th	14:49	LSU 01	2-5	1:06	Fumble
4th	13:04	LSU 25	3-(5)	1:46	Punt
4th	7:24	TCU 25	3-25	1:15	TOUCHDOWN
4th	5:15	LSU 23	9-48	5:15	End of Half

OPPONENT DRIVE CHARTS

vs. TCU

Qtr.	Time	Start	Pl-Yds	TOP	Result
1st	9:29	TCU 12	0-(2)	0:09	Fumble
1st	8:29	TCU 25	14-71	6:15	FIELD GOAL
2nd	13:26	LSU 00	0-0	0:00	TOUCHDOWN
2nd	11:32	TCU 45	3-2	1:05	Punt
2nd	6:45	TCU 09	7-31	3:39	Punt
3rd	14:53	TCU 28	1-0	0:09	Interception
3rd	13:03	TCU 23	10-77	4:05	TOUCHDOWN
3rd	2:41	TCU 17	6-33	2:52	Punt
4th	13:43	LSU 06	2-6	0:39	TOUCHDOWN
4th	11:18	LSU 48	10-26	3:43	FIELD GOAL
4th	6:09	TCU 25	3-8	0:54	Punt

LSU SUPERLATIVES**Highs**

Points Scored	37 vs. TCU (8/31)
Total Yards	448 vs. TCU (8/31)
Rushing Yards	197 vs. TCU (8/31)
Rushing Attempts	48 vs. TCU (8/31)
Rushing TDs	3 vs. TCU (8/31)
Passing Yards	252 vs. TCU (8/31)
Passes Completed	16 vs. TCU (8/31)
Passes Attempted	32 vs. TCU (8/31)
Passing TDs	1 vs. TCU (8/31)
Passes Intercepted	0 vs. TCU (8/31)
First Downs	26 vs. TCU (8/31)
Penalties	7 vs. TCU (8/31)
Penalty Yards	42 vs. TCU (8/31)
Sacks	1 vs. TCU (8/31)

Lows

Points Scored	37 vs. TCU (8/31)
Total Yards	448 vs. TCU (8/31)
Rushing Yards	197 vs. TCU (8/31)
Rushing Attempts	48 vs. TCU (8/31)
Rushing TDs	3 vs. TCU (8/31)
Passing Yards	252 vs. TCU (8/31)
Passes Completed	16 vs. TCU (8/31)
Passes Attempted	32 vs. TCU (8/31)
Passing TDs	1 vs. TCU (8/31)
Passes Intercepted	0 vs. TCU (8/31)
First Downs	26 vs. TCU (8/31)
Penalties	7 vs. TCU (8/31)
Penalty Yards	42 vs. TCU (8/31)
Sacks	1 vs. TCU (8/31)

Individual

All-Purpose Yds	272 by Odell Beckham vs. TCU (8/31)
Rushing Yards	95 by Terrence Magee vs. TCU (8/31)
Rushing Carries	19 by Alfred Blue vs. TCU (8/31)
Rushing TDs	2 by Terrence Magee vs. TCU (8/31)
Longest Rush	52 by Terrence Magee vs. TCU (8/31)
Passing Yards	251 by Zach Mettenberger vs. TCU (8/31)
Pass Completions	16 by Zach Mettenberger vs. TCU (8/31)
Passing Attempts	32 by Zach Mettenberger vs. TCU (8/31)
Passes Intercepted	0 by Zach Mettenbergers vs. TCU (8/31)
Passing TDs	1 by Zach Mettenberger vs. TCU (8/31)
Longest Pass	44 by Zach Mettenberger vs. TCU (8/31)
Receiving Yards	118 by Odell Beckham vs. TCU (8/31)
Receptions	8 by Jarvis Landry vs. TCU (8/31)
Receiving TDs	1 by Jarvis Landry vs. TCU (8/31)
Longest Reception	44 by Zach Mettenberger vs. TCU (8/31)
FG's Made	3 by Cody Delahoussaye vs. TCU (8/31)
FG's Attempted	3 by Cody Delahoussaye vs. TCU (8/31)
Longest FG Made	28 by Cody Delahoussaye vs. TCU (8/31)
PAT's	4 by Cody Delahoussaye vs. TCU (8/31)
Punts	3 by Jamie Keehn vs. TCU (8/31)
Punts Average	39.7 by Jamie Keehn vs. TCU (8/31)
Longest Punt	48 by Jamie Keehn vs. TCU (8/31)
Punt Return Yds	0
Longest Punt Ret.	0
KO Return Yards	136 by Odell Beckham vs. TCU (8/31)
Longest KO Ret.	75 by Odell Beckham vs. TCU (8/31)
Total Tackles	5 by several vs. TCU (8/31)
Tackles for Loss	1.5 by Danielle Hunter vs. TCU (8/31)
Sacks	.5 by Jemauria Rasco and Danielle Hunter vs. TCU (8/31)
Interceptions	1 by Jalen Mills vs. TCU (8/31)
Int. Return Yards	-1 by Jalen Mills vs. TCU (8/31)

OPPONENT SUPERLATIVES**Highs**

Points Scored	27 by TCU (8/31)
Total Yards	259 by TCU (8/31)
Rushing Yards	114 by TCU (8/31)
Rushing Attempts	26 by TCU (8/31)
Rushing TDs	2 by TCU (8/31)
Passing Yards	145 by TCU (8/31)
Passes Completed	15 by TCU (8/31)
Passes Attempted	28 by TCU (8/31)
Passing TDs	0 by TCU (8/31)
Passes Intercepted	0 by TCU (8/31)
First Downs	13 by TCU (8/31)
Penalties	9 by TCU (8/31)
Penalty Yards	55 by TCU (8/31)
Sacks	2 by TCU (8/31)

Lows

Points Scored	27 by TCU (8/31)
Total Yards	259 by TCU (8/31)
Rushing Yards	114 by TCU (8/31)
Rushing Attempts	26 by TCU (8/31)
Rushing TDs	2 by TCU (8/31)
Passing Yards	145 by TCU (8/31)
Passes Completed	15 by TCU (8/31)
Passes Attempted	28 by TCU (8/31)
Passing TDs	0 by TCU (8/31)
Passes Intercepted	0 by TCU (8/31)
First Downs	13 by TCU (8/31)
Penalties	9 by TCU (8/31)
Penalty Yards	55 by TCU (8/31)
Sacks	2 by TCU (8/31)

Individual

All-Purpose Yds	233 by B.J. Catalan for TCU (8/31)
Rushing Yards	52 by B.J. Catalan for TCU (8/31)
Rushing Carries	10 by Trevonne Boykin for TCU (8/31)
Rushing TDs	1 by B.J. Catalan and Waymon James for TCU (8/31)
Longest Rush	26 by B.J. Catalan for TCU (8/31)
Passing Yards	75 by Casey Pachall for TCU (8/31)
Pass Completions	9 by Casey Pachall for TCU (8/31)
Passing Attempts	16 by Casey Pachall for TCU (8/31)
Passes Intercepted	1 by Casey Pachall for TCU (8/31)
Passing TDs	0
Longest Pass	75 by Casey Pachall for TCU (8/31)
Receiving Yards	44 by Brandon Carter for TCU (8/31)
Receptions	4 by Brandon Carter for TCU (8/31)
Receiving TDs	0
Longest Reception	35 by Josh Doctson for TCU (8/31)
FG's Made	2 by Jaden Oberkrom for TCU (8/31)
FG's Attempted	2 by Jaden Oberkrom for TCU (8/31)
Longest FG Made	39 by Jaden Oberkrom for TCU (8/31)
PAT's	3 by Jaden Oberkrom for TCU (8/31)
Punts	4 by Ethan Perry for TCU (8/31)
Punts Average	41.8 by Ethan Perry for TCU (8/31)
Longest Punt	49 by Ethan Perry for TCU (8/31)
Punt Return Yds	0
Longest Punt Ret.	0
KO Return Yards	159 by B.J. Catalan for TCU (8/31)
Longest KO Ret.	100 by B.J. Catalan for TCU (8/31)
Total Tackles	6 by Elisha Olabode for TCU (8/31)
Tackles for Loss	1 by several for TCU (8/31)
Sacks	1 by Chris Hackett and Jason Verrett for TCU (8/31)
Interceptions	0
Int. Return Yards	0

Player Game-by-Game Statistics

PASSING

Zach Mettenberger	Att	Cmp	Int	Yds	TD	Lng
vs. TCU	32	16	0	251	1	44
UAB						
Kent State						
Auburn						
at Georgia						
at Mississippi State						
Florida						
at Ole Miss						
Furman						
at Alabama						
Texas A&M						
Arkansas						
TOTALS	32	16	0	251	1	44

Anthony Jennings	Att	Cmp	Int	Yds	TD	Lng
vs. TCU	0	0	0	0	0	0
UAB						
Kent State						
Auburn						
at Georgia						
at Mississippi State						
Florida						
at Ole Miss						
Furman						
at Alabama						
Texas A&M						
Arkansas						
TOTALS	0	0	0	0	0	0

RUSHING

Alfred Blue	Att	Gn	Ls	Net	TD	Lng
vs. TCU	19	95	6	89	0	17
UAB						
Kent State						
Auburn						
at Georgia						
at Mississippi State						
Florida						
at Ole Miss						
Furman						
at Alabama						
Texas A&M						
Arkansas						
TOTALS	19	95	6	89	0	17

Jeremy Hill	Att	Gn	Ls	Net	TD	Lng
vs. TCU	--DNP--					
UAB						
Kent State						
Auburn						
at Georgia						
at Mississippi State						
Florida						
at Ole Miss						
Furman						
at Alabama						
Texas A&M						
Arkansas						
TOTALS						

Kenny Hilliard	Att	Gn	Ls	Net	TD	Lng
vs. TCU	4	8	0	8	0	4
UAB						
Kent State						
Auburn						
at Georgia						
at Mississippi State						
Florida						
at Ole Miss						
Furman						
at Alabama						
Texas A&M						
Arkansas						
TOTALS	4	8	0	8	0	4

Terrence Magee	Att	Gn	Ls	Net	TD	Lng
vs. TCU	13	95	0	95	2	52
UAB						
Kent State						
Auburn						
at Georgia						
at Mississippi State						
Florida						
at Ole Miss						
Furman						
at Alabama						
Texas A&M						
Arkansas						
TOTALS	13	95	0	95	2	52

J.C. Copeland	Att	Gn	Ls	Net	TD	Lng
vs. TCU	3	2	0	2	1	1
UAB						
Kent State						
Auburn						
at Georgia						
at Mississippi State						
Florida						
at Ole Miss						
Furman						
at Alabama						
Texas A&M						
Arkansas						
TOTALS	3	2	0	2	1	1

Zach Mettenberger	Att	Gn	Ls	Net	TD	Lng
vs. TCU	3	5	16	-11	0	5
UAB						
Kent State						
Auburn						
at Georgia						
at Mississippi State						
Florida						
at Ole Miss						
Furman						
at Alabama						
Texas A&M						
Arkansas						
TOTALS	3	5	16	-11	0	5

Anthony Jennings	Att	Gn	Ls	Net	TD	Lng
vs. TCU	1	2	0	2	0	2
UAB						
Kent State						
Auburn						
at Georgia						
at Mississippi State						
Florida						
at Ole Miss						
Furman						
at Alabama						
Texas A&M						
Arkansas						
TOTALS	1	2	0	2	0	2

Player Game-by-Game Statistics

RECEIVING

Odell Beckham Jr. **Rec** **Yds** **TD** **Lng**
vs. TCU 5 118 0 44

UAB
Kent State
Auburn
at Georgia
Mississippi State
Florida
at Ole Miss
Furman
at Alabama
Texas A&M
Arkansas

TOTALS **5** **118** **0** **44**

Jarvis Landry **Rec** **Yds** **TD** **Lng**
vs. TCU 8 109 1 20

UAB
Kent State
Auburn
at Georgia
Mississippi State
Florida
at Ole Miss
Furman
at Alabama
Texas A&M
Arkansas

TOTALS **8** **109** **1** **20**

James Wright **Rec** **Yds** **TD** **Lng**
vs. TCU 0 0 0 0

UAB
Kent State
Auburn
at Georgia
Mississippi State
Florida
at Ole Miss
Furman
at Alabama
Texas A&M
Arkansas

TOTALS **0** **0** **0** **0**

Kadron Boone **Rec** **Yds** **TD** **Lng**
vs. TCU 1 13 0 13

UAB
Kent State
Auburn
at Georgia
Mississippi State
Florida
at Ole Miss
Furman
at Alabama
Texas A&M
Arkansas

TOTALS **1** **13** **0** **13**

Travin Dural **Rec** **Yds** **TD** **Lng**
vs. TCU 1 8 0 8

UAB
Kent State
Auburn
at Georgia
Mississippi State
Florida
at Ole Miss
Furman
at Alabama
Texas A&M
Arkansas

TOTALS **1** **8** **0** **8**

John Diarse **Rec** **Yds** **TD** **Lng**
vs. TCU --DNP--

UAB
Kent State
Auburn
at Georgia
Mississippi State
Florida
at Ole Miss
Furman
at Alabama
Texas A&M
Arkansas

TOTALS

Alfred Blue **Rec** **Yds** **TD** **Lng**
vs. TCU 0 0 0 0

UAB
Kent State
Auburn
at Georgia
Mississippi State
Florida
at Ole Miss
Furman
at Alabama
Texas A&M
Arkansas

TOTALS **0** **0** **0** **0**

Jeremy Hill **Rec** **Yds** **TD** **Lng**
vs. TCU --DNP

UAB
Kent State
Auburn
at Georgia
Mississippi State
Florida
at Ole Miss
Furman
at Alabama
Texas A&M
Arkansas

TOTALS

Kenny Hilliard **Rec** **Yds** **TD** **Lng**
vs. TCU 0 0 0 0

UAB
Kent State
Auburn
at Georgia
Mississippi State
Florida
at Ole Miss
Furman
at Alabama
Texas A&M
Arkansas

TOTALS **0** **0** **0** **0**

DeSean Smith **Rec** **Yds** **TD** **Lng**
vs. TCU 0 0 0 0

UAB
Kent State
Auburn
at Georgia
Mississippi State
Florida
at Ole Miss
Furman
at Alabama
Texas A&M
Arkansas

TOTALS **0** **0** **0** **0**

Player Game-by-Game Statistics

RETURN YARDAGE

Odell Beckham Jr.	Kickoff Returns			Punt Returns		
	No.	Yds	Lng	No.	Yds	Lng
vs. TCU	4	136	75	0	0	0
UAB						
Kent State						
Auburn						
at Georgia						
at Mississippi State						
Florida						
at Ole Miss						
Furman						
at Alabama						
Texas A&M						
Arkansas						
TOTALS	4	136	75	0	0	0

Jeryl Brazil	Kickoff Returns			Punt Returns		
	No.	Yds	Lng	No.	Yds	Lng
vs. TCU	--DNP--					
UAB						
Kent State						
Auburn						
at Georgia						
at Mississippi State						
Florida						
at Ole Miss						
Furman						
at Alabama						
Texas A&M						
Arkansas						
TOTALS						

PUNTING

Jamie Keehn	No.	Yds	Avg	Lng	I-20
vs. TCU	3	119	39.7	48	1
UAB					
Kent State					
Auburn					
at Georgia					
at Mississippi State					
Florida					
at Ole Miss					
Furman					
at Alabama					
Texas A&M					
Arkansas					
TOTALS	3	119	39.7	48	1

FIELD GOALS

Colby Delahoussaye	Made	Missed
vs. TCU	23, 28, 23	none
UAB		
Kent State		
Auburn		
at Georgia		
at Mississippi State		
Florida		
at Ole Miss		
Furman		
at Alabama		
Texas A&M		
Arkansas		
TOTALS	3-3	

PLAYER DEFENSIVE GAME-BY-GAME STATISTICS

Tackles (UT-AT-TOT)	vs. TCU	UAB	KENT	AU	at UGA	at MSU	UF	at UM	Furman	at Bama	A&M	Ark.	TOTALS
Kwon Alexander	1-2-3												1-2-3
Jordan Allen	1-0-1												1-0-1
Lamin Barrow	1-1-2												1-1-2
Kendell Beckwith	0-1-1												0-1-1
Jalen Collins	2-1-3												2-1-3
Micah Eugene	2-0-2												2-0-2
Ego Ferguson	3-1-4												3-1-4
Danielle Hunter	1-3-4												1-3-4
Anthony Johnson	3-1-4												3-1-4
Craig Loston	4-1-5												4-1-5
Ronald Martin	2-2-4												2-2-4
Jalen Mills	5-0-5												5-0-5
Jermauria Rasco	1-4-5												1-4-5
Dwayne Thomas	1-0-1												1-0-1
D.J. Welter	1-1-2												1-1-2

TFL-Yards	vs. TCU	UAB	KENT	AU	at UGA	at MSU	UF	at UM	Furman	at Bama	A&M	Ark.	TOTALS
Ego Ferguson	1.0-1												1.0-1
Danielle Hunter	1.5-6												1.5-6
Anthony Johnson	1.0-4												1.0-4
Jermauria Rasco	0.5-4												0.5-4

Sacks-Yards	vs. TCU	UAB	KENT	AU	at UGA	at MSU	UF	at UM	Furman	at Bama	A&M	Ark.	TOTALS
Danielle Hunter	0.5-5												0.5-5
Jermauria Rasco	0.5-4												0.5-4

OFFENSIVE LINE SNAPS PLAYED

Player	vs. TCU	UAB	KENT	AU	at UGA	at MSU	UF	at UM	FURMAN	at Bama	A&M	Ark.	TOTALS
Vadal Alexander	87												87
La'El Collins	85												85
Jerald Hawkins	87												87
Elliot Porter	87												87
Trai Turner	85												85
Evan Washington	5												5

OFFENSIVE LINE KNOCKDOWNS

Player	vs. TCU	UAB	KENT	AU	at UGA	at MSU	UF	at UM	FURMAN	at Bama	A&M	Ark.	TOTALS
Vadal Alexander	5												5
La'El Collins	2												2
Jerald Hawkins	1												1
Elliot Porter	4												4
Trai Turner	4												4
Evan Washington	0												0

OFFENSIVE LINE PANCAKES

Player	vs. TCU	UAB	KENT	AU	at UGA	at MSU	UF	at UM	FURMAN	at Bama	A&M	Ark.	TOTALS
Vadal Alexander	0												0
La'El Collins	0												0
Jerald Hawkins	0												0
Elliot Porter	0												0
Trai Turner	1												1
Evan Washington	0												0

Game 1

#12/13 LSU

37

#20 TCU

27

Aug. 31, 2013
AT&T Stadium
Arlington, Texas
80,230

F

LSU

RUSHING	Att.	Gain	Lost	Net	TD	Long
Terrence Magee	13	95	0	95	2	52
Alfred Blue	19	95	6	89	0	17
Odell Beckham	2	18	0	18	0	17
Kenny Hilliard	4	8	0	8	0	4
Anthony Jennings	1	2	0	2	0	2
J.C. Copeland	3	2	0	2	1	1
Connor Neighbors	1	1	0	1	0	1
Team	2	0	7	-7	0	0
Zach Mettenberger	3	5	16	-11	0	5

PASSING	Att.	Comp	Int	Yds	TD	Long	Sacks
Zach Mettenberger	16	32	0	251	1	44	2

RECEIVING	No.	Yds.	TD	Long
Jarvis Landry	8	109	1	20
Odell Beckham Jr.	5	118	0	44
Kadron Boone	1	13	0	13
Travin Dural	1	8	0	8
Connor Neighbors	1	3	0	3

PUNTING	No.	Yds.	Avg.	Long	I20
Jamie Keehn	3	119	39.7	48	1

FIELD GOALS	Att.	Made	Long	KICKS
Cody Delahoussaye	3	3	28	Made 28, 23, 23

ALL RETURNS	Punts			Kickoffs			Intercepted		
	No.	Yds.	Lg.	No.	Yds.	Lg.	No.	Yds.	Lg.
Odell Beckham Jr.	0	0	0	4	136	75	0	0	0
Jalen Mills	0	0	0	0	0	0	1	-1	0

TCU

RUSHING	Att.	Gain	Lost	Net	TD	Long
B.J. Catalon	8	53	1	52	1	26
Waymon James	6	33	0	33	1	15
Casey Pachall	2	16	0	16	0	13
Trevone Boykin	10	32	19	13	0	9

PASSING	Att.	Comp	Int.	Yds.	TD	Long	Sacks
Casey Pachall	9	16	1	75	0	25	0
Trevonne Boykin	6	12	0	70	0	35	1

RECEIVING	No.	Yds.	TD	Long
Brandon Carter	4	44	0	25
B.J. Catalon	3	22	0	11
Josh Doctson	2	43	0	35
Deante Gray	2	10	0	6
David Porter	1	9	0	9
Ty Slania	1	8	0	8
Griffin Gilbert	1	7	0	7
Waymon James	1	2	0	2

PUNTING	No.	Yds.	Avg.	Long	I20
Ethan Perry	4	167	41.8	49	2

FIELD GOALS	Att.	Made	Long	KICKS
Jaden Oberkrom	2	2	39	Made 39, 21

ALL RETURNS	Punts			Kickoffs			Intercepted		
	No.	Yds.	Lg.	No.	Yds.	Lg.	No.	Yds.	Lg.
B.J. Catalon	0	0	0	4	159	100	0	0	0
Brandon Carter	0	0	0	1	10	12	0	0	0

No. 12 LSU Wins Cowboys Classic, 37-27

Zach Mettenberger connected on 16-of-32 passes for 251 yards and the LSU defense limited TCU to 249 total yards as the 12th-ranked Tigers opened 2013 with a 37-27 victory over the 20th-ranked Horned Frogs in the Cowboys Classic. LSU never trailed in the contest as the Tigers kicked a field goal on the opening possession of the game and then recovered a TCU fumble on the ensuing kickoff. LSU tacked on another field goal for a 6-0 advantage before TCU took an offensive snap. After TCU pulled to within 6-3, J.C. Copeland extended the lead to 13-3 on a 1-yard dive to cap a 7-play, 80-yard drive for the Tigers. However, TCU responded on the very next play, returning the kickoff 100 yards to cut the margin to 13-10. LSU tacked on a third first half field goal as time expired in the second quarter for a 16-10 lead at halftime. After a Jalen Mills interception on TCU's first play of the second half, LSU's Terrence Magee raced 52-yards for a TD to stretch the lead to 23-10. TCU hung around, scoring on its next possession to get back to within 23-17. Another Magee TD run, this time a 3-yarder, stretched the lead to 30-17 late in the third quarter. A defensive stop by the Tigers forced TCU to punt on its next possession, pinning LSU inside its 5-yard line. A miscue on the quarterback exchange on a handoff to Alfred Blue resulted in a fumble at LSU's own 6-yard line. TCU scored two plays later to cut the deficit to 30-24 with 13 minutes to play. TCU kicked a field goal midway through the fourth quarter to get to within 30-27; however Odell Beckham Jr. returned the ensuing kickoff 75 yards to setup a 20-yard TD pass from Mettenberger to Jarvis Landry that sealed the victory for the Tigers. Mettenberger engineered an LSU offense that racked up 80 plays, 26 first downs, 448 yards of offense (197 rushing, 251 passing), and held the ball for 36 minutes. Defensively, LSU limited TCU to 249 total yards (114 rushing, 145 passing) and only 54 total plays. Magee led LSU with 95 rushing yards, while Landry caught 8 passes for 109 yards and score and Beckham Jr. added five receptions for 118 yards. Beckham Jr. accounted for 272 all-purpose yards, the sixth-highest total in school history.

Scoring

LSU	6	10	14	7	- 37
TCU	3	7	7	10	- 27
LSU	9:29	1Q	Delahoussaye 23 yd FG		
LSU	8:29	1Q	Delahoussaye 28 yd FG		
TCU	2:14	1Q	Oberkrom 21 yd FG		
LSU	13:41	2Q	Copeland 1 yd run (Delahoussaye kick)		
TCU	13:26	2Q	Catalon 100 yd kickoff return (Oberkrom kick)		
LSU	00:00	2Q	Delahoussaye 23 yd FG		
LSU	13:11	3Q	Magee 52 yd run (Delahoussaye Kick)		
TCU	8:58	3Q	Catalon 26 yd run (Oberkrom Kick)		
LSU	2:49	3Q	Magee 3 yd run (Delahoussaye Kick)		
TCU	13:04	4Q	James 5 yd run (Oberkrom Kick)		
TCU	7:35	4Q	Oberkrom 39 yd fg		
LSU	6:09	4Q	Landry 20 yd pass from Mettenberger (Delahoussaye Kick)		

Team Stats

	TCU	LSU
FIRST DOWNS	13	26
RUSHING	7	9
PASSING	5	14
PENALTY	1	3
RUSHING ATTEMPTS	26	48
YARDS GAINED RUSHING	134	226
YARDS LOST RUSHING	20	29
NET YARDS RUSHING	114	197
NET YARDS PASSING	145	251
PASSES ATTEMPTED	28	32
PASSES COMPLETED	15	16
HAD INTERCEPTED	1	0
TOTAL OFFENSIVE PLAYS	54	80
TOTAL NET YARDS	259	448
AVERAGE GAIN PER PLAY	4.8	5.6
FUMBLES/LOST	3/1	1/1
PENALTIES/YARDS	9/55	7/42
INTERCEPTIONS/YARDS	0/0	1/-1
PUNTS/YARDS	4/167	3/119
AVERAGE PER PUNT	41.8	39.7
PUNT RETURNS/YARDS	0/0	0/0
KICKOFF RETURNS/YARDS	5/169	4/136
POSSESSION TIME	23:59	36:01
THIRD-DOWN CONVERSIONS	7/13	13/19
FOURTH-DOWN CONVERSIONS	0/0	0/0
SACKS BY	2/16	1/9



25
Kwon Alexander
 Linebacker
 6-2 • 218 • So. • 1L
 Oxford, Ala. (Oxford)

SOPHOMORE SEASON (2013)

Made his third career start against TCU in the Cowboys Classic ... Will continue to vie for a starting spot all season with senior linebacker Tahj Jones ... Strong contributor on special teams ... Had rookie season cut short after suffering broken ankle vs. Florida in October 2012.

CAREER HIGHS

Total tackles: 4 vs. Towson, 2012
 Tackles for loss: 1.0 at Florida, 2012

ALEXANDER'S CAREER DEFENSIVE STATS

YEAR	G-GS	UT	AT	TT	TFL	SACKS	PBU	QBH	INT	FF	FR
2012	7-2	8	4	12	1.0-2	0	1	1	0	1	2-15
2013	1-1	1	2	3	0	0	0	0	0	0	0
Totals	8-3	9	6	15	1.0-2	0	1	1	0	1	2-15



78
Vadal Alexander
 Offensive Guard
 6-6 • 342 • So. • 1L
 Buford, Ga. (Buford)

- 2012 Freshman All-America Second Team (Scout.com)
- 2012 Freshman All-SEC (Coaches)

SOPHOMORE SEASON (2013)

Played in 14 games with 10 career starts ... Starter at left guard as a sophomore after starting nine games at right tackle as a freshman ... Took over at left guard after an injury in fall camp sidelined Josh Williford ... Started and played the majority of offensive snaps against TCU in the season opener ... Returning freshman All-America and All-SEC performer.



98
Jordan Allen
 Defensive End
 6-6 • 254 • Jr. • 5Q
 West Monroe, La. (West Monroe)

JUNIOR SEASON (2013)

Earned the first start of his career against TCU in the Cowboys Classic ... Provided excellent pass rush throughout the opener, and he was credited with a QB hurry and a PBU ... Has come on strong in the spring and fall after suffering a season-ending knee injury in week 2 of the 2012 season.

CAREER HIGHS

Total Tackles: 1, twice (Last: vs. TCU, 2013; First: vs. Northwestern State, 2011)
 Tackles for Loss: 0
 Sacks: 0

ALLEN'S CAREER DEFENSIVE STATS

YEAR	G-GS	UT	AT	TT	TFL	SACKS	PBU	QBH	INT	FF	FR
2011	3-0	1	0	1	0	0	0	0	0	0	0
2012	1-0	0	0	0	0	0	0	0	0	0	0
2013	1-1	1	0	1	0	0	1	1	0	0	0
Totals	5-1	2	0	2	0	0	1	1	0	0	0



18
Lamin Barrow
 Linebacker
 6-2 • 232 • Sr. • 3L
 Marrero, La. (John Ehret)

- 2013 Bednarik Award Watch List
- 2013 Butkus Award Watch List
- 2013 Preseason All-SEC Second Team (Coaches, Media)

SENIOR SEASON (2013)

Played in 39 games with 16 career starts ... Recorded 141 tackles and 9.0 tackles for loss in his career ... Started at outside linebacker in the Cowboys Classic against TCU ... LSU's top returning tackler in 2013 after having a breakout year as a junior with 104 total tackles for the 10-3 Tigers in 2012.

CAREER HIGHS

Total tackles: 12, 3 times (Last: vs. Clemson, 2012; First: vs. South Carolina, 2012)
 Solo tackles: 9 vs. Clemson, 2012
 Tackles for loss: 2.0, twice (Last: vs. Clemson, 2012; First: at Florida, 2012)
 QB Hurries: 2 vs. Towson, 2012

BARROW'S CAREER DEFENSIVE STATS

YEAR	G-GS	UT	AT	TT	TFL	SACKS	PBU	QBH	INT	FF	FR
2010	12-1	8	10	18	0.5-0	0	0	0	0	0	1-0
2011	13-1	4	13	17	1.0-5	0	0	0	0	0	0
2012	13-13	52	52	104	7.5-10	0	5	5	0	1	2-4
2013	1-1	1	1	2	0	0	0	1	0	0	0
Totals	39-16	65	76	141	9.0-15	0	5	6	0	1	3-4



3
Odell Beckham, Jr.
 Wide Receiver
 6-0 • 193 • Jr. • 2L
 New Orleans, La. (Isidore Newman School)

- 2013 Biletnikoff Award Watch List
- 2013 Hornung Award Watch List
- 2013 Preseason All-SEC First Team Return Specialist (Coaches, Media)
- 2013 Preseason All-SEC Third Team Wide Receiver (Coaches)
- 2012 SEC Special Teams Player of the Week (vs. Ole Miss)
- 2011 SEC Coaches' All-Freshman Team
- 2011 SEC Freshman of the Week (vs. Miss. State)

Started 22 times in 28 games played ... In his career, he has caught 89 passes for 1,306 yards and four TDs ... Has caught at least one pass in 26 of 28 games ... Averages 13.9 yards every time he touches the football as he's accounted for 2,038 all-purpose yards on 147 attempts.

JUNIOR SEASON (2013)

Ranks third nationally and first in the SEC in all-purpose yards after he racked up 272 against TCU in the Cowboys Classic ... Caught five passes for 118 yards, recorded 136 yards on kickoffs and had 18 rushing yards against TCU ... His 118 receiving yards are the most in an opener for LSU since Michael Clayton had 152 to open 2003 ... In the season opener, he teamed with Jarvis Landry to become the first LSU duo to top 100 receiving yards in the same game since January 1, 2002 when Josh Reed and Michael Clayton did it in the Sugar Bowl against Illinois ... Comes from a family of athletes as his mom was an All-American and National Champion sprinter for LSU, while his dad was a starting running back for the Tigers.

CAREER RECEIVING HIGHS

Receptions: 8 at Mississippi State, 2011
 Yards: 128 vs. Towson, 2012
 Long: 56 at Florida, 2012
 Touchdowns: 2 vs. Towson, 2012

BECKHAM JR.'S CAREER RECEIVING STATS

YEAR	G-GS	REC.	YDS.	TD	LG
2011	14-9	41	475	2	52
2012	13-12	43	713	2	56
2013	1-1	5	118	0	44
Totals	28-22	89	1,306	4	56

BECKHAM JR.'S CAREER PUNT RETURN STATS

YEAR	NO.	YDS.	AVG.	TD	LG
2011	9	77	8.6	0	36
2012	35	320	9.1	2	89 (TD)
2013	0	0	0	0	--
Totals	44	397	9.0	2	89 (TD)

BECKHAM JR.'S CAREER KICKOFF RETURN STATS

YEAR	NO.	YDS.	AVG.	TD	LG
2011	5	120	24.0	0	34
2012	5	79	15.8	0	34
2013	4	136	34.0	0	75
Totals	14	335	23.9	0	75



52
Kendell Beckwith
 Linebacker
 6-3 • 246 • Fr. • HS
 Jackson, La. (East Feliciana)

TRUE FRESHMAN SEASON (2013)

Played heavily on special teams and saw action on defense in the season opener against TCU ... Can play both linebacker and defensive end for the Tigers and lined up as a pass rushing end on third downs against the Horned Frogs.

CAREER HIGHS

Total tackles: 1 vs. TCU, 2013
 Tackles for loss: 0
 QB Hurries: 0

BECKWITH'S CAREER DEFENSIVE STATS

YEAR	G-GS	UT	AT	TT	TFL	SACKS	PBU	QBH	INT	FF	FR
2013	1-0	0	1	1	0	0	0	0	0	0	0
Totals	1-0	0	1	1	0	0	0	0	0	0	0



4
Alfred Blue
 Running Back
 6-2 • 222 • Sr. • 3L
 Boutte, La. (Hahnville)

- 2013 Doak Walker Award Watch List
- 2013 Preseason All-SEC Third Team (Coaches, Media)

Played in 28 games with six starts ... Has rushed for 999 yards and 10 touchdowns in his career.

SENIOR SEASON (2013)

Started the opener against TCU and rushed for 89 yards on 19 carries ... Missed most of 2012 with a knee injury but has returned to top form in 2013.

RUSHING CAREER HIGHS

Attempts: 19 vs. TCU, 2013
 Yards: 123 vs. North Texas, 2012
 Touchdowns: 2 vs. Western Kentucky, 2011
 Long: 57 at Ole Miss, 2011

RECEIVING CAREER HIGHS

Receptions: 3 vs. Idaho, 2012
 Yards: 22 vs. Idaho, 2012
 Touchdowns: 0
 Long: 14 vs. Washington, 2012

BLUE'S CAREER RUSHING STATS

YEAR	G-GS	ATT.	YDS.	TD	LG
2010	11-1	20	101	1	16
2011	13-1	78	539	7	57
2012	3-3	40	270	2	37
2013	1-1	19	89	0	17
Totals	28-6	157	999	10	57

BLUE'S CAREER RECEIVING STATS

YEAR	G-GS	REC.	YDS.	TD	LONG
2010	11-1	1	1	0	1
2011	13-1	3	-3	0	2
2012	3-3	7	45	0	14
2013	1-1	0	0	0	--
TOTALS	28-6	11	43	0	14



86
Kadron Boone
 Wide Receiver
 6-0 • 202 • Sr. • 3L
 Ocala, Fla. (Trinity Catholic)

SENIOR SEASON (2013)

Played in 41 games with 11 career starts ... Has 38 receptions for 495 yards and six TDs to his credit ... Currently sees action as either the No. 3 or 4 receiver for the Tigers.

CAREER HIGHS

Receptions: 4, twice (Last: vs. Alabama, 2012; First: at Texas A&M, 2012)
 Yards: 51 vs. Ole Miss, 2012
 Touchdowns: 1, six times (Last: at Texas A&M, 2012)
 Long: 34 vs. North Texas, 2012

BOONE'S CAREER RECEIVING STATS

YEAR	G-GS	REC.	YDS.	TD	LONG
2010	13-0	4	52	0	24
2011	14-4	7	82	2	21
2012	13-7	26	348	4	34
2013	1-0	1	13	0	13
TOTALS	41-11	38	495	6	34



32
Jalen Collins
 Cornerback
 6-2 • 195 • So. • 1L
 Olive Branch, Miss. (Olive Branch)

- 2012 Freshman All-SEC (Coaches)

SOPHOMORE SEASON (2013)

Starting cornerback for the Tigers ... Has played in 14 games with two career starts ... One of six Tigers to record a PBU against TCU in the season opener.

CAREER HIGHS

Total tackles: 6 vs. Mississippi State, 2012
 PBUs: 2, twice (Last: vs. Mississippi State, 2012; First: vs. Idaho, 2012)
 Interceptions: 1, twice (Last: vs. Ole Miss, 2012; First: at Texas A&M, 2012)

COLLINS' CAREER DEFENSIVE STATS

YEAR	G-GS	UT	AT	TT	TFL	SACKS	PBU	QBH	INT	FF	FR
2012	13-1	15	15	30	0	0	6	0	2-9	0	0
2013	1-1	2	1	3	0	0	1	0	0	0	0
Totals	14-2	17	16	33	0	0	7	0	2-9	0	0



70
La'el Collins
 Offensive Tackle
 6-5 • 315 • Jr. • 2L
 Baton Rouge, La. (Redemptorist)

- 2013 SEC Offensive Lineman of the Week (vs. TCU)
- 2013 Lombardi Award Watch List
- 2013 Preseason All-SEC Third Team (Coaches, Media)
- 2012 All-SEC Honorable Mention (AP)
- 2012 SEC Co-Offensive Lineman of the Week (vs. Alabama)
- 2011 CBSSports.com Freshman All-American

Powerful run blocker who has played in 21 games with 14 starts on the offensive line (13 at left guard, 1 at left tackle) ... Spent his first two years playing guard ... Possesses the skills to become one of the nation's top offensive linemen.

JUNIOR SEASON (2013)

Earned SEC Offensive Lineman of the Week recognition after he helped pave the way for an LSU offense that ran 80 plays for 448 yards against a TCU defense that returned nine starters from a unit that led the Big 12 on total defense last season ... Starting left tackle for the Tigers after spending his first two seasons at guard.



44
J.C. Copeland
 Fullback
 6-0 • 270 • Sr. • 2L
 LaGrange, Ga. (Troup County)

SENIOR SEASON (2013)

Starting fullback for the second straight season ... Has played in 32 games in career with 17 starts ... Scored the first touchdown of the season for the Tigers and the fifth of his career with a one-yard plunge against TCU in the season opener.

CAREER RUSHING HIGHS

Attempts: 4 vs. North Texas, 2012
 Yards: 33 vs. North Texas, 2012
 Touchdowns: 1, five (Last: vs. TCU, 2013)
 Long: 16 vs. North Texas, 2012

COPELAND'S CAREER RUSHING STATS

YEAR	G-GS	ATT.	YDS.	TD	LONG
2010	4-0	0	0	0	0
2011	14-4	2	0	0	0
2012	13-12	21	67	4	16
2013	1-1	3	2	1	1
TOTALS	32-17	26	69	5	16

COPELAND'S CAREER RECEIVING STATS

YEAR	G-GS	REC.	YDS.	TD	LONG
2010	4-0	0	0	0	0
2011	14-4	0	0	0	0
2012	13-12	3	54	0	42
2013	1-1	0	0	0	--
TOTALS	32-17	3	54	0	42



42
Colby Delahoussaye

Placekicker
5-10 • 169 • Fr. • RS
New Iberia, La. (New Iberia)

REDSHIRT FRESHMAN SEASON (2013)

Opened his LSU career in perfect fashion, finishing 3-for-3 with field goals of 23, 28 and 23 yards and also converted all four PATs versus TCU ... Ranks third nationally and

first in the SEC with three field goals in the opening weekend ... Also ranks second in the conference in points per game after scoring 13 in the opener ... His three FGs in the opener are the most by an LSU kicker in his debut since Andre LaFleur booted 3-of-4 vs. Miss. State on Sept. 11, 1993 ... Won the placekicking battle in fall camp ... Joined the Tigers as a walk-on in the fall of 2012 and redshirted.

CAREER HIGHS

Field Goal Attempted: 3 vs. TCU, 2013
Field Goals Made: 3 vs. TCU, 2013
Long FG: 28 vs. TCU, 2013

DELAHOUSSEY'S CAREER FIELD GOAL TOTALS

YEAR	FGM-FGA	1-19	20-29	30-39	40-49	50-99	LG	PAT	POINTS
2013	3-3	0-0	3-3	0-0	0-0	0-0	28	4-4	13
TOTALS	3-3	0-0	3-3	0-0	0-0	0-0	28	4-4	13



41
Travis Dickson

Tight End
6-3 • 230 • Jr. • 1L
Ocean Springs, Miss. (Ocean Springs)

- 2011 SEC Academic Honor Roll
- 2010 SEC Freshman Academic Honor Roll

JUNIOR SEASON (2013)

Played in 18 games with no starts during his career ... Listed as the starting tight end on the depth chart ... Did not play in the season opener against TCU ... Emerged as a dependable receiver late in the year in 2012 and as a result, saw his playing time increase ... Has seven career receptions for 83 yards ... Younger brother of former LSU starting tight end Richard Dickson.

CAREER HIGHS

Receptions: 5 vs. Ole Miss, 2012
Yards: 69 vs. Ole Miss, 2012
Touchdowns: 0
Long: 30 vs. Ole Miss, 2012

DICKSON'S CAREER RECEIVING STATS

YEAR	G-GS	REC.	YDS.	TD	LONG
2011	6-0	1	10	0	10
2012	12-0	6	73	0	30
2013	0-0	0	0	0	--
Totals	18-0	7	83	0	30



21
Trent Domingue

Placekicker/Punter
6-1 • 165 • Fr. • RS
Mandeville, La. (St. Paul's)

REDSHIRT FRESHMAN SEASON (2013)

Has not played in a game yet for the Tigers ... Backup placekicker and punter who can serve in both roles when called upon ... A walk-on who earned a spot on the team a year ago ... Started playing football as a junior in high school after playing soccer his entire life.



83
Travin Dural

Wide Receiver
6-2 • 182 • Fr. • RS
Breaux Bridge, La. (Breaux Bridge)

REDSHIRT FRESHMAN SEASON (2013)

LSU's No. 3 receiver who made his debut against TCU in the season opener where he made the first catch of his career to convert a third down on the Tigers' opening drive ... Speedy receiver who missed all of last year with a knee injury.

CAREER RECEIVING HIGHS

Receptions: 1 vs. TCU, 2013
Yards: 8 vs. TCU, 2013
Long: 8 vs. TCU, 2013
Touchdowns: 0

DURAL'S CAREER RECEIVING STATS

YEAR	G-GS	REC.	YDS.	TD	LG
2013	1-0	1	8	0	8
Totals	1-0	1	8	0	8



34
Micah Eugene

Safety
5-11 • 188 • So. • 1L
Lafayette, La. (Acadiana HS)

SOPHOMORE SEASON (2013)

Reserve safety who also serves as the nickelback ... Has played in 14 games with no starts ... Saw majority of his action in 2012 as a nickel back for the Tigers.

CAREER HIGHS

Total tackles: 4, twice (Last: at Arkansas, 2012; First: at Texas A&M, 2012)
Tackles for loss: 2.0 at Auburn, 2012
Sacks: 2.0 at Auburn, 2012

EUGENE'S CAREER DEFENSIVE STATS

YEAR	G-GS	UT	AT	TT	TFL	SACKS	PBU	QBH	INT	FF	FR
2012	13-0	19	10	29	3.5-17	3.5-17	3	1	0	0	0
2013	1-0	2	0	2	0	0	1	0	0	0	0
TOTALS	14-0	21	10	31	3.5-17	3.5-17	4	1	0	0	0



9
Ego Ferguson

Defensive Tackle
6-3 • 309 • Jr. • 2L
Mims, Fla. (Hargrave (Va.) Military Academy)

JUNIOR SEASON (2013)

Starting defensive tackle ... Played in 27 games with one career start ... Made his first start against TCU in the Cowboys Classic and tied his career best with four tackles and had 1.0 tackle for a loss.

CAREER HIGHS

Total tackles: 4, twice. (Last: vs. TCU, 2013; First: vs. Florida, 2011)
Sacks: 0
Tackles for loss: 1.0 vs. TCU, 2013

FERGUSON'S CAREER DEFENSIVE STATS

YEAR	G-GS	UT	AT	TT	TFL	SACKS	INT	PBU	QBH	FF	FR
2011	13-0	3	10	13	0.5-0	0	0	1	0	0	0
2012	13-0	3	11	14	1.0-2	0	0	1	0	0	0
2013	1-1	3	1	4	1.0-1	0	0	0	1	0	0
Totals	27-1	9	22	31	2.5-3	0	0	2	1	0	0



50
Reid Ferguson
 Long Snapper
 6-2 • 230 • So. • 1L
 Buford, Ga. (Buford)

SOPHOMORE SEASON (2013)
 Enters his second season as LSU's starting long snapper ... Handles all snaps for punts and placekicks ... Played in every game last year as a true freshman and handled every special teams deep snap in 2012.



48
Seth Fruge
 Linebacker/Holder
 5-11 • 186 • Sr. • 3L
 Welsh, La. (Notre Dame HS)

- 2012 SEC Academic Honor Roll
- 2011 SEC Academic Honor Roll
- 2010 SEC Academic Honor Roll

SENIOR SEASON (2013)
 Starting holder for placekicks and also plays on several special teams units ... Played in 35 games with no starts during his career ... Has recorded six tackles in his career, all on special teams, but none yet in 2013.

CAREER HIGHS
 Total tackles: 1, six times (Last: vs. Alabama, 2012)
 Tackles for loss: 0

FRUGE'S CAREER DEFENSIVE STATS

YEAR	G-GS	UT	AT	TT	TFL	SACKS	INT	PBU	QBH	FF	FR
2010	9-0	0	0	0	0	0	0	0	0	0	0
2011	12-0	1	1	2	0	0	0	0	0	0	0
2012	13-0	1	3	4	0	0	0	0	0	0	0
2013	1-0	0	0	0	0	0	0	0	0	0	0
Totals	35-0	2	4	6	0	0	0	0	0	0	0



85
Dillon Gordon
 Tight End
 6-5 • 286 • So. • 1L
 River Ridge, La. (John Curtis)

SOPHOMORE SEASON (2013)
 Has played in 14 career games with one start ... Earned the first start of his career in the opener against TCU ... Has not made a catch yet ... Exceptional blocker with good pass-catching ability.

GORDON'S CAREER RECEIVING STATS

YEAR	G-GS	REC.	YDS.	TD	LG
2012	13-0	0	0	0	--
2013	1-1	0	0	0	--
Totals	14-1	0	0	0	--



30
James Hairston
 Kickoff/Placekicker
 6-1 • 218 • Jr. • 2L
 Dallas, Texas (Jesuit College Prep School)

- 2012 SEC Academic Honor Roll

JUNIOR SEASON (2013)
 Has seen action in 25 games during his LSU career with 45 touchbacks ... Serves as the kickoff specialist for the third straight season ... Recorded two touchbacks against TCU ... Listed as a backup placekicker behind Colby Delahoussaye and has been singled out by Coach Miles as a potential long distance field goal kicker for the Tigers.

CAREER HIGHS
 Kickoffs: 10 vs. Idaho, 2012
 Kickoff Yards: 642 vs. Idaho, 2012
 Kickoff Avg.: 67.3 at Tennessee, 2011
 Touchbacks: 5, twice (Last: vs. Washington, 2012; First: vs. Arkansas, 2011)

HAIRSTON'S CAREER KICKOFF STATS

YEAR	G-GS	NO.	YDS.	AVG.	TB	OB
2011	11-0	70	4,601	65.7	16	0
2012	13-0	79	4,842	61.3	27	1
2013	1-0	7	446	63.7	2	0
Totals	25-0	156	9,889	63.4	45	1



65
Jerald Hawkins
 Offensive Tackle
 6-6 • 301 • Fr. • RS
 Baldwin, La. (West St. Mary)

REDSHIRT FRESHMAN SEASON (2013)
 Starting right tackle for the Tigers ... Made his first appearance and start against TCU in the Cowboys Classic ... Won the starting job during fall camp ... Extremely agile lineman who possesses great strength and quickness.



33
Jeremy Hill
 Running Back
 6-2 • 235 • So. • 1L
 Baton Rouge, La. (Redemptorist)

- 2012 SEC Co-Freshman Player of the Week (vs. South Carolina)

SOPHOMORE SEASON (2013)
 Has made five starts in 11 career games played ... Did not play in the opener against TCU ... Talented running back who burst onto the scene as a true freshman ... Has rushed for 100 yards or more in four games.

CAREER HIGHS
 Attempts: 29 vs. Alabama, 2012
 Yards: 127 at Texas A&M, 2012
 Touchdowns: 3 vs. Ole Miss, 2012
 Long: 50 vs. South Carolina, 2012

HILL'S CAREER RUSHING STATS

YEAR	G-GS	ATT.	YDS.	TD	LG
2012	11-5	142	755	12	50
2013	0-0	0	0	0	--
Totals	11-5	142	755	12	50

HILL'S CAREER RECEIVING STATS

YEAR	G-GS	REC.	YDS.	TD	LG
2012	11-5	8	73	0	21
2013	0-0	0	0	0	--
Totals	11-5	8	73	0	21



27
Kenny Hilliard
 Running Back
 6-0 • 233 • Jr. • 2L
 Patterson, La. (Patterson)

- 2011 SEC Coaches' All-Freshman Team
- 2011 SEC Freshman of the Week (vs. Arkansas)

JUNIOR SEASON (2013)
 Has played in 26 games with one start during his career with the Tigers ... Another member of LSU's talented stable of running backs ... Nephew of former LSU and New Orleans Saints great Dalton Hilliard.

CAREER HIGHS
 Attempts: 19 vs. Arkansas, 2011
 Yards: 141 vs. North Texas, 2012
 Touchdowns: 2, six times (Last: vs. Idaho, 2012; First: vs. Auburn, 2011)
 Long: 71 vs. Idaho, 2012

HILLIARD'S CAREER RUSHING STATS

YEAR	G-GS	ATT.	YDS.	TD	LG
2011	13-0	62	336	8	25
2012	12-1	82	464	6	71
2013	1-0	4	8	0	4
Totals	26-1	148	808	14	71

HILLIARD'S CAREER RECEIVING STATS

YEAR	G-GS	REC.	YDS.	TD	LG
2011	13-0	3	13	1	8
2012	12-1	3	21	0	10
2013	1-0	0	0	0	--
Totals	26-1	6	34	1	10



94
Danielle Hunter

Defensive End
6-6 • 241 • So. • 1L
Katy, Texas (Morton Ranch)

SOPHOMORE SEASON (2013)

Rotates in at defensive end with either Jermauria Rasco or Jordan Allen ... Led LSU with 1.5 tackles for a loss against TCU in the opener and also forced a fumble ... Combined with Rasco for the first sack of the 2013 season ... Saw action in 12 games - mainly on special teams - during his true freshman season with the Tigers in 2012 and continues to play on special teams as a sophomore.

CAREER HIGHS

Total tackles: 4 vs. TCU, 2013
Tackles for loss: 1.5 vs. TCU, 2013
Sacks: 0.5 vs. TCU, 2013

HUNTER'S CAREER DEFENSIVE STATS

YEAR	G-GS	UT	AT	TT	TFL	SACKS	PBU	QBH	INT	FF	FR
2012	12-0	3	9	12	0	0	0	0	0	0	0
2013	1-0	1	3	4	1.5-6	0.5-5	0	0	0	1	0
Totals	13-0	4	12	16	1.5-6	0.5-5	0	0	0	1	0



10
Anthony Jennings

Quarterback
6-2 • 211 • Fr. • HS
Marietta, Ga. (Marietta)

TRUE FRESHMAN SEASON (2013)

Saw his first action as a Tiger when he entered for Zach Mettenberger midway through the third quarter against TCU and ran a quarterback sneak up the middle for a first down to the TCU four-yard line ... Talented QB who solidified himself as the backup quarterback during fall camp ... Looks to pass first but has the ability to tuck it and pick up yards on the ground.

CAREER PASSING HIGHS

Attempts: 0
Completions: 0
Yards: 0
Touchdowns: 0

CAREER RUSHING HIGHS

Attempts: 1 vs. TCU, 2013
Yards: 2 vs. TCU, 2013
Touchdowns: 0
Long: 2 vs. TCU, 2013

JENNINGS' CAREER PASSING TOTALS

YEAR	G-GS	COMP-ATT-INT.	YDS.	TD	LG
2013	1-0	0-0-0	0	0	--
Totals	1-0	0-0-0	0	0	--



90
Anthony Johnson

Defensive Tackle
6-3 • 294 • Jr. • 2L
New Orleans, La. (O. Perry Walker)

- 2013 Bednarik, Nagurski, Outland, Lombardi Awards Watch List
- 2013 Preseason All-America First Team (ESPN.com, Sporting News)
- 2013 Preseason All-America Second Team (CBSSports.com, Phil Steele)
- 2013 Preseason All-SEC First Team (Coaches, Media)

Has played in 28 games with four career starts ... Accumulated 46 tackles, 14.0 tackles for loss and 4.0 sacks in his career.

JUNIOR SEASON (2013)

Steps into the leadership role on the defensive line for the Tigers in 2013.

CAREER HIGHS

Total tackles: 5, twice (Last: vs. Towson, 2012; First: vs. Idaho, 2012)
Tackles for loss: 2.0, three times (Last: vs. Ole Miss, 2012; First: at Mississippi State, 2011)
Sacks: 1.0, three times (Last: vs. Ole Miss, 2012; First: at Mississippi State, 2011)

JOHNSON'S CAREER DEFENSIVE STATS

YEAR	G-GS	UT	AT	TT	TFL	SACKS	PBU	QBH	INT	FF	FR
2011	14-0	6	6	12	3.0-10	1.0-5	0	0	0	0	0
2012	13-3	11	19	30	10.0-37	3.0-24	1	2	0	0	0
2013	1-1	3	1	4	1.0-4	0	0	0	0	0	0
Totals	28-4	20	26	46	14.0-51	4.0-29	1	2	0	0	0



45
Deion Jones

Linebacker
6-2 • 208 • So. • 1L
New Orleans, La. (Jesuit)

SOPHOMORE SEASON (2013)

Hard-hitting linebacker who will challenge for playing time ... Will be counted on as a contributor on special teams coverage units ... Played in 13 games with no starts as a true freshman last year.

CAREER HIGHS

Total tackles: 3, twice (Last: at Arkansas, 2012; First: at Texas A&M, 2012)
Tackles for loss: 1.0, three times (Last: at Texas A&M, 2012; First: vs. North Texas, 2012)

JONES' CAREER DEFENSIVE STATS

YEAR	G-GS	UT	AT	TT	TFL	SACKS	PBU	QBH	INT	FF	FR
2012	13-0	8	15	23	3.0-12	0	0	3	0	0	1-0
2013	1-0	0	0	0	0	0	0	0	0	0	0
Totals	14-0	8	15	23	3.0-12	0	0	3	0	0	1-0



49
Melvin Jones

Fullback
6-3 • 245 • Fr. • HS
Lake Charles, La. (Washington-Marion)

TRUE FRESHMAN SEASON (2013)

Shifted from linebacker to fullback during fall camp ... Plays on special teams units ... Tremendous athlete with great size and speed.



58
Tahj Jones

Linebacker
6-2 • 205 • Sr. • 2L
Sulphur, La. (Sulphur)

- 2013 Preseason All-SEC Third Team (Media)

SENIOR SEASON (2013)

Listed atop the depth chart at outside linebacker ... Has appeared in 28 games with two starts during his career ... Did not play against TCU ... Missed all but one game last year due to an academic issue ... Was able to practice with team, but unable to participate in games.

CAREER HIGHS

Total tackles: 4, twice (Last: vs. Clemson, 2012)
 Tackles for loss: 1.0, three times (Last: vs. Alabama, 2012 BCS Championship Game)
 Sacks: 1.0, twice (Last: vs. Clemson, 2012; First: vs. Auburn, 2011)
 Interceptions: 1 vs. Western Kentucky, 2011

JONES' CAREER DEFENSIVE STATS

YEAR	G-GS	UT	AT	TT	TFL	SACKS	PBU	QBH	INT	FF	FR
2010	13-0	0	6	6	0	0	0	0	0	0	0
2011	14-1	9	18	27	3.5-10	1.0-3	1	0	1-1	0	1-0
2012	1-1	1	3	4	1.5-7	1.0-7	0	0	0	1	0
2013	0-0	0	0	0	0	0	0	0	0	0	0
Totals	28-2	10	27	37	5.0-17	2.0-10	1	0	1-1	1	1-0



38
Jamie Keehn
Punter

6-4 • 218 • So. • 1L
Queensland, Australia (Rockhampton Grammar School)

SOPHOMORE SEASON (2013)

Only called upon to punt three times in the opener against TCU, and he placed one inside the 20 and had a long of 48 ... Takes over as LSU's starting punter in 2013 after serving as a backup to fellow Australian Brad Wing in 2012.

KEEHN'S CAREER HIGHS

Punts: 9 vs. Clemson, 2012
 Punting Yards: 401 vs. Clemson, 2012
 Punting Avg.: 44.6 vs. Clemson, 2012
 Long: 58 vs. Clemson, 2012
 50+ Punts: 5 vs. Clemson, 2012
 120-yard line: 2 vs. Clemson, 2012

KEEHN'S CAREER PUNTING TOTALS

YEAR	NO.	YDS.	AVG.	LG	120	TB	50+
2012	12	524	43.7	58	3	1	6
2013	3	119	39.7	48	1	0	0
Totals	15	643	42.9	58	4	1	6



91
Christian LaCouture
Defensive Tackle

6-5 • 298 • Fr. • HS
Lincoln, Neb. (Lincoln Southwest)

TRUE FRESHMAN SEASON (2013)

Listed as a backup defensive tackle and should see playing time in the rotation ... Saw his first action as a Tiger against TCU in the opener but did not record any stats ... A talented prospect with outstanding size and strength at the point of attack.

LaCOUTURE'S CAREER DEFENSIVE STATS

YEAR	G-GS	UT	AT	TT	TFL	SACKS	PBU	QBH	INT	FF	FR
2013	1-0	0	0	0	0	0	0	0	0	0	0
Totals	1-0	0	0	0	0	0	0	0	0	0	0



80
Jarvis Landry
Wide Receiver

6-1 • 195 • Jr. • 2L
Lutcher, La. (Lutcher)

- 2013 Preseason All-SEC Third Team (Media)

Has played in 28 games with three starts during his career ... Has caught 68 passes for 725 yards and six touchdowns in his career ... Fierce competitor who possesses strong hands ... Exceptional route runner.

JUNIOR SEASON (2013)

Opened the season against TCU with eight catches for 109 yards and a 20-yard TD reception that sealed LSU's victory ... Teamed with Odell Beckham to become LSU's first duo to each post 100 receiving yards in a game since Josh Reed and Michael Clayton did it on Jan. 1, 2002 in the Sugar Bowl against Illinois ... Ranks third in the SEC in receiving yards and receptions per game after week 1 ... Equalled his career high with 109 receiving yards against TCU.

CAREER HIGHS

Receptions: 9 vs. Mississippi State, 2012
 Yards: 109, twice (Last: vs. TCU, 2013; First: vs. Mississippi State, 2012)

Long: 33 vs. North Texas, 2012
 Touchdowns: 1, six times (Last: vs. TCU, 2013; First: vs. Idaho, 2012)

LANDRY'S CAREER RECEIVING STATS

YEAR	G-GS	REC.	YDS.	TD	LG
2011	14-1	4	43	0	20
2012	13-1	56	573	5	33
2013	1-1	8	109	1	20
Totals	28-3	68	725	6	33

LANDRY'S CAREER KICKOFF RETURN STATS

YEAR	NO.	YDS.	AVG.	TD	LG
2011	1	11	11.0	0	11
2012	4	76	19.0	0	22
2013	0	0	0	0	--
Totals	5	87	17.4	0	22

LANDRY'S CAREER SPECIAL TEAMS STATS

YEAR	TACKLES	FUMBLE RECOVERIES	KICKOFF RETURNS-YARDS	PUNT RETURNS-YARDS
2011	11	0	1-11	1-31
2012	9	2	4-76	1-7
2013	0	0	0	0
Totals	20	2	5-87	2-38



6
Craig Loston
Safety

6-2 • 209 • Sr. • 3L
Aldine, Texas (Eisenhower)

- 2013 Bednarik, Nagurski and Thorpe Awards Watch List
- 2013 Preseason All-America Second Team (CBSSports.com, SI.com)
- 2013 Preseason All-America Third Team (Phil Steele)
- 2013 Preseason All-SEC First Team (Coaches, Media)
- 2012 All-SEC Second Team (AP)
- 2012 SEC Co-Defensive Player of the Week (vs. Miss. State)

One of the team leaders on a young defense ... Has played in 36 games during his career, starting 15 times ... Registered 96 career tackles to go with 4.0 tackles for loss and six takeaways (4 interceptions, 1 forced fumble, 1 fumble recovery).

SENIOR SEASON (2013)

Tied for the team lead with five tackles against TCU in the season opener, including four solo stops.

CAREER HIGHS

Total tackles: 9 at Texas A&M, 2012
 Tackles for loss: 1, four times (Last: at Texas A&M, 2012; First: vs. Ole Miss, 2010)
 Interceptions: 1, four times (Last: vs. Ole Miss, 2012; First: vs. ULM, 2010)

LOSTON'S CAREER DEFENSIVE STATS

YEAR	G-GS	UT	AT	TT	TFL	SACKS	PBU	QBH	INT	FF	FR
2010	13-2	12	10	22	1.0-3	0	2	0	1-11	0	0
2011	11-0	8	6	14	0	0	1	0	0	1	0
2012	12-12	29	26	55	3.0-8	0	1	0	3-103	0	1-2
2013	1-1	4	1	5	0	0	1	0	0	0	0
Totals	37-15	53	43	96	4.0-11	0	5	0	4-114	1	1-2



23
Lamar Louis
Linebacker

6-0 • 216 • So. • 1L
Breaux Bridge, La. (Breaux Bridge)

SOPHOMORE SEASON (2013)

Competing with D.J. Welter for the starting spot at Mike linebacker ... Played against TCU but did not record any stats.

CAREER HIGHS

Total tackles: 4 at Florida, 2012
 Tackles for loss: 0

LOUIS' CAREER DEFENSIVE STATS

YEAR	G-GS	UT	AT	TT	TFL	SACKS	PBU	QBH	INT	FF	FR
2012	11-5	5	8	13	0	0	0	2	0	0	0
2013	1-0	0	0	0	0	0	0	0	0	0	0
Totals	12-5	5	8	13	0	0	0	2	0	0	0



54
Justin Maclin
 Defensive End
 6-4 • 242 • Jr. • SQ
 Memphis, Tenn. (Ridgeway)

JUNIOR SEASON (2013)
 Lined up at defensive end during the opener against TCU but did not record any statistics ... Plagued by injuries during his LSU career, he is at full strength this fall ...
 Will be in the rotation at defensive end this season.

CAREER HIGHS
 Total tackles: 1 vs. Louisiana-Monroe, 2010

MACLIN'S CAREER DEFENSIVE STATS												
YEAR	G-GS	UT	AT	TT	TFL	SACKS	PBU	QBH	INT	FF	FR	
2010	1-0	0	1	1	0	0	0	0	0	0	0	
2011	-- DNP (redshirted) --											
2012	2-0	0	0	0	0	0	0	0	0	0	0	
2013	1-0	0	0	0	0	0	0	0	0	0	0	
Totals	4-0	0	1	1	0	0	0	0	0	0	0	



14
Terrence Magee
 Running Back
 5-9 • 214 • Jr. • 1L
 Franklinton, La. (Franklinton)

JUNIOR SEASON (2013)
 Exploded for career highs of 95 rushing yards and two touchdowns on 13 carries against a traditionally stout TCU defense in the season opener, including a career-long 52-yard TD scamper early in the third quarter ... Completed the transition back to running back from wide receiver during fall camp and established himself as a viable option in the run game.

RUSHING CAREER HIGHS
 Attempts: 13 vs. TCU, 2013
 Yards: 95 vs. TCU, 2013
 Touchdowns: 2 vs. TCU, 2013
 Long: 52 vs. TCU, 2013

RECEIVING CAREER HIGHS
 Receptions: 1 vs. Idaho, 2012
 Yards: 7 vs. Idaho, 2012
 Long: 7 vs. Idaho, 2012

MAGEE'S CAREER RUSHING STATS						
YEAR	G-GS	ATT.	YDS.	TD	LG	
2011	5-0	27	133	1	35	
2012	9-0	1	0	0	0	
2013	1-0	13	95	2	52 (TD)	
Totals	15-0	41	228	3	52	

MAGEE'S CAREER RECEIVING STATS					
YEAR	G-GS	REC.	YDS.	TD	LG
2011	5-0	0	0	0	0
2012	9-0	1	7	0	7
2013	1-0	0	0	0	0
Totals	15-0	1	7	0	7



26
Ronald Martin
 Safety
 6-1 • 218 • Jr. • 2L
 White Castle, La. (White Castle)

JUNIOR SEASON (2013)
 Starting safety alongside Craig Loston ... Has started twice and played in 17 games during his career.

CAREER HIGHS
 Total tackles: 5, four times (Last: at Arkansas, 2012; First: vs. Idaho, 2012)
 Tackles for loss: 0.5, twice (Last: vs. Idaho, 2012; First: vs. North Texas, 2012)
 Interceptions: 2 vs. Idaho, 2012

MARTIN'S CAREER DEFENSIVE STATS

YEAR	G-GS	UT	AT	TT	TFL	SACKS	PBU	QBH	INT	FF	FR
2011	3-0	2	1	3	0	0	2	0	0	0	0
2012	13-1	18	17	35	1.0-1	0	0	0	2-45	1	0
2013	1-1	2	2	4	0	0	1	0	0	0	0
Totals	17-2	22	20	42	1.0-1	0	3	0	2-45	1	0



8
Zach Mettenberger
 Quarterback
 6-5 • 235 • Sr. • 2L
 Watkinsville, Ga. (Butler (Kan.) Comm. College)

• 2013 Maxwell Award Watch List

In his second season as LSU's starting quarterback ... Leader both on and off the field for the Tigers ... Has played in 19 games at LSU with 14 starts ... Joined Matt Flynn (10 in 2007) and Warren Rabb (11 in 1958) as the only quarterbacks in LSU history to lead the Tigers to double-figure victories in first season as starting quarterback ... Is 11-3 as a starter at LSU ... Has thrown for 2,952 yards and 14 touchdowns so far in his LSU career.

SENIOR SEASON (2013)

Opened the 2013 season with a strong performance against TCU, completing 16-of-32 passes for 251 yards and one touchdown late in the game that sealed LSU's victory ... The 251 passing yards is the most in an LSU season opener since JaMarcus Russell threw for 253 in the 2006 opener against Louisiana-Lafayette.

CAREER HIGHS

Attempts: 37 vs. Ole Miss, 2012
 Completions: 24 vs. Alabama, 2012
 Yards: 298 vs. Alabama, 2012
 Touchdowns: 2, three times (Last: vs. Mississippi State, 2012; First: vs. Idaho, 2012)

METTENBERGER'S CAREER PASSING TOTALS

YEAR	G-GS	COMP-ATT-INT.	YDS.	TD	LG
2011	5-0	8-11-0	92	1	24
2012	13-13	207-352-7	2,609	12	56
2013	1-1	16-32-0	251	1	44
Totals	19-14	231-395-7	2,952	14	56



28
Jalen Mills
 Cornerback
 6-1 • 189 • So. • 1L
 DeSoto, Texas (DeSoto)

- 2013 Preseason All-SEC Third Team (Media)
- 2012 Freshman All-America First Team (Sporting News, CBSSports.com, FoxSportsNext.com)
- 2012 SEC Freshman of the Week (vs. Washington)

SOPHOMORE SEASON (2013)

Led the team with five solo tackles, one interception and one PBU in the season opener against TCU, showing off his lockdown ability on the outside ... Returning freshman All-America selection at cornerback who started all 13 games last season.

CAREER HIGHS

Total tackles: 9 at Arkansas, 2012
 Interceptions: 1, three times (Last: vs. TCU, 2013; First: vs. Washington, 2012)
 Pass Breakups: 2 at Arkansas, 2012

MILLS' CAREER DEFENSIVE STATS

YEAR	G-GS	UT	AT	TT	TFL	SACKS	PBU	QBH	INT	FF	FR
2012	13-13	38	19	57	0	0	5	0	2-18	0	0
2013	1-1	5	0	5	0	0	1	0	1-(-1)	0	0
Totals	14-14	43	19	62	0	0	6	0	3-17	0	0



43
Connor Neighbors
 Fullback
 5-11 • 239 • Sr. • 1L
 Huntsville, Ala. (Huntsville)

SENIOR SEASON (2013)

Played in 19 games with no starts in his career ... Saw extensive action in the opener against TCU where he rushed once and caught one pass for three yards ... Teams with J.C. Copeland to give LSU one of the best fullback tandems in college football.

NEIGHBORS' CAREER RUSHING STATS

YEAR	G-GS	ATT.	YDS.	TD	LG
2010	1-0	0	0	0	0
2011	4-0	0	0	0	0
2012	13-0	1	5	0	5
2013	1-0	1	1	0	1
Totals	19-0	2	6	0	5



55
Elliott Porter

Center
6-4 • 300 • Jr. • 1L
Westwego, La. (Kentucky)

JUNIOR SEASON (2013)

Takes over as starting center for the departed P.J. Lonergan ... Has played in 11 games with two starts to his credit ... Started and played the entire game against TCU in the opener, helping pave the way for LSU to rack up 448 total yards of offense.



59
Jermauria Rasco

Defensive End
6-3 • 262 • Jr. • 2L
Shreveport, La. (Evangel Christian)

JUNIOR SEASON (2013)

Earned the first start of his career against TCU in the season opener and produced a team high five tackles and combined for a sack with Danielle Hunter ... Talented end who plays well against the run and pass.

CAREER HIGHS

Total tackles: 5 vs. TCU, 2013
Tackles for loss: 1.0, four times (Last: vs. North Texas, 2012)
Sacks: 1.0, twice (Last: vs. Georgia, 2011; First: vs. Auburn, 2011)

RASCO'S CAREER DEFENSIVE STATS

YEAR	G-GS	UT	AT	TT	TFL	SACKS	PBU	QBH	INT	FF	FR
2011	9-0	10	7	17	3.5-21	2.0-17	0	0	0	0	0
2012	13-0	2	8	10	2.0-3	0	0	1	0	1	0
2013	1-1	1	4	5	0.5-4	0.5-4	0	0	0	0	0
Totals	23-1	13	19	32	6.0-28	2.5-21	0	1	0	1	0



89
DeSean Smith

Tight End
6-4 • 241 • Fr. • HS
Lake Charles, La. (Barbe)

TRUE FRESHMAN SEASON (2013)

Saw his first action as a Tiger in the season opener against TCU ... Was targeted once on a redzone play, but the pass was broken up ... Outstanding pass catcher with great athleticism in the open field.

SMITH'S CAREER RECEIVING STATS

YEAR	G-GS	REC.	YDS.	TD	LG
2013	1-0	0	0	0	0
Totals	1-0	0	0	0	0



84
Logan Stokes

Tight End
6-5 • 251 • Jr. • JC
Muscle Shoals, Ala. (NE Mississippi CC)

JUNIOR SEASON (2013)

Played against TCU in the season opener but did not catch a pass ... Athletic tight end who can serve as both a pass catcher and a run blocker.

STOKES' CAREER RECEIVING STATS

YEAR	G-GS	REC.	YDS.	TD	LG
2013	1-0	0	0	0	0
Totals	1-0	0	0	0	0



13
Dwayne Thomas

Cornerback
6-0 • 181 • Fr. • RS
New Orleans, La. (O. Perry Walker)

REDSHIRT FRESHMAN SEASON (2013)

Made the first tackle of his career against TCU in the opener ... Reserve cornerback who should see a lot of action this season in the nickel and dime packages ... Valuable contributor on special teams.

CAREER HIGHS

Total tackles: 1 vs. TCU, 2013
PBUs: 0
Interceptions: 0

THOMAS' CAREER DEFENSIVE STATS

YEAR	G-GS	UT	AT	TT	TFL	SACKS	PBU	QBH	INT	FF	FR
2012	3-0	0	0	0	0	0	0	0	0	0	0
2013	1-0	1	0	1	0	0	0	0	0	0	0
Totals	4-0	1	0	1	0	0	0	0	0	0	0



95
Quentin Thomas

Defensive Tackle
6-3 • 290 • So. • SQ
Breaux Bridge, La. (Breaux Bridge)

SOPHOMORE SEASON (2013)

Competed against TCU but did not record any stats ... Backup defensive tackle behind Ego Ferguson ... Promising player with a lot of upside.

CAREER HIGHS

Total tackles: 1 vs. Idaho
Sacks: 0
Tackles for loss: 0

THOMAS' CAREER DEFENSIVE STATS

YEAR	G-GS	UT	AT	TT	TFL	SACKS	PBU	QBH	INT	FF	FR
2012	3-0	0	1	1	0	0	0	0	0	0	0
2013	1-0	0	0	0	0	0	0	0	0	0	0
Totals	4-0	0	1	1	0	0	0	0	0	0	0



56
Trai Turner

Offensive Guard
6-3 • 316 • So. • 1L
New Orleans, La. (St. Augustine)

SOPHOMORE SEASON (2013)

Returning starter at right guard for the Tigers after taking over that position midway through the 2012 season ... Powerful run blocker who also excels in protection in the passing game ... Played in 12 games with seven starts as a freshman.



31
D.J. Welter
 Linebacker
 6-1 • 226 • Jr. • SQ
 Crowley, La. (Notre Dame)

JUNIOR SEASON (2013)
 Has played in nine games in his career ... Made the first start of his career against TCU in the season opener ... Solid linebacker who has good instincts.

CAREER HIGHS
 Total tackles: 3 vs. Ole Miss, 2011
 Tackles for loss: 0
 Sacks: 0

WELTER'S CAREER DEFENSIVE STATS

YEAR	G-GS	UT	AT	TT	TFL	SACKS	PBU	QBH	INT	FF	FR
2011	7-0	1	4	5	0	0	0	0	0	0	0
2012	1-0	0	2	2	0	0	0	0	0	0	0
2013	1-1	1	1	2	0	0	0	0	0	0	0
Totals	9-1	2	7	9	0	0	0	0	0	0	0



16
Tre'Davious White
 Defensive Back
 5-11 • 177 • Fr. • HS
 Shreveport, La. (Green Oaks)

TRUE FRESHMAN SEASON (2013)
 Saw his first action as a Tiger on special teams against TCU in the Cowboys Classic but did not record any stats ... One of the most highly-rated defensive backs as a high school senior in 2012 ... Adds tremendous depth in the defensive backfield.



82
James Wright
 Wide Receiver
 6-2 • 203 • Sr. • 3L
 Belle Chasse, La. (Belle Chasse)

SENIOR SEASON (2013)
 Played in 39 games during his career with six starts ... Has 25 career receptions for 304 yards ... Taken on a stronger role in special teams as a senior and came up big against TCU in the Cowboys Classic as he made three special teams tackles and forced and recovered a fumble that led to an LSU field goal.

CAREER HIGHS
 Receptions: 5 vs. Washington, 2012
 Yards: 75 vs. Washington, 2012
 Touchdowns: 0
 Long: 48 vs. Ole Miss, 2012

WRIGHT'S CAREER RECEIVING STATS

YEAR	G-GS	REC.	YDS.	TD	LG
2010	12-0	2	21	0	13
2011	14-2	5	41	0	13
2012	12-4	18	242	0	48
2013	1-0	0	0	0	0
Totals	39-6	25	304	0	48