



2012 REBEL FOOTBALL GAME NOTES

Ole Miss Athletics Media Relations | PO Box 217 | University, MS 38677 | 662-915-7522

Web: OleMissSports.com, OleMissFB.com | **Facebook:** Facebook.com/OleMissSports, Facebook.com/OleMissFootball

Twitter: @OleMissNow, @OleMissFB, @RebelGameday, @CoachHughFreeze

54 FIRST-TEAM ALL AMERICANS | 19 NFL FIRST ROUND PICKS | 279 PRO DRAFT SELECTIONS | 215 TELEVISION APPEARANCES

RANKINGS

Ole Miss BCS-NR/AP-NR/Coaches-NR
 LSU BCS-7/AP-8/Coaches-8

TV (CBS)

Verne Lundquist Play-by-Play
 Gary Danielson Analyst
 Tracy Wolfson Sideline

RADIO (OLE MISS NETWORK)

David Kellum Play-by-Play
 Harry Harrison Analyst
 Stan Sandroni Sideline/Locker Room
 Brett Norsworthy Pre- & Post-Game Host
 Richard Cross Pre- & Post-Game Host
Web: OleMissSports.com RebelVision (subscription)

OLE MISS COACHING STAFF

On the field:

Hugh Freeze Head Coach
 Tom Allen Linebackers, Special Teams
 Grant Heard Wide Receivers
 Chris Kiffin Defensive Line
 Matt Luke Offensive Line/Co-Offensive Coord.
 Wesley McGriff Cornerbacks/Co-Defensive Coord.
 Derrick Nix Running Backs
 Ben Agamaua Offensive GA
 Tray Scott Defensive GA
 Ryan Trevathan Offensive GA
 Kane Wommack Defensive GA

In the press box:

Maurice Harris Tight Ends
 Dan Werner Quarterbacks/Co-Offensive Coord.
 Dave Wommack Safeties/Defensive Coord.



Ole Miss

REBELS

(5-5, 2-4 SEC)

Head Coach: Hugh Freeze

Career: 35-12/4th

At UM: 5-5/1st

Date: Nov. 17, 2012

Time: 2:30 p.m. CT

Location: Baton Rouge, La.

Venue: Tiger Stadium

Capacity: 92,542

Surface: Grass

Series: LSU leads 57-39-4

In Baton Rouge: LSU leads 37-25-1

Satellite Radio: Sirius 92, XM 199

Live Stats: OleMissSports.com

Live Blog: OleMissSports.com

Twitter Updates: @OleMissFB



LSU

TIGERS

(8-2, 4-2 SEC)

Head Coach: Les Miles

Career: 111-41/12th

At LSU: 83-20/8th

WHAT TO WATCH FOR...

- With five wins, the Rebels need one more to become bowl eligible for the first time since 2009.
- This game marks the 101st all-time between the Ole Miss Rebels and LSU Tigers dating back to 1894 ... LSU is Ole Miss' second-most played opponent behind Mississippi State, whom the Rebels will play for the 109th time on November 24 ... LSU holds a 57-39-4 advantage in the series, 37-25-1 in Baton Rouge ... Since the rivals started playing for the Magnolia Bowl trophy in 2008, they have split the games 2-2.
- Ole Miss encounters its fourth ranked opponent of the year ... Ole Miss is 58-140-2 all-time versus ranked teams ... The last win over a top-25 team was a 21-7 triumph over No. 18 Oklahoma State in the 2010 Cotton Bowl.
- Ole Miss has surpassed last year's total number of wins, points, touchdowns and yards.
- Ole Miss has scored in 33 of its 35 red zone trips (94.3 percent), second-best in the nation and tops in the SEC.
- Ole Miss is the only SEC team without a turnover in the red zone this year and has gone a perfect 22-for-22 in the red zone against league opponents.
- The Rebels rank second in the SEC and top 15 in the NCAA in TFLs/game (7.7) and sacks/game (2.9).
- Sophomore QB **Bo Wallace** is 5th in the SEC and 49th nationally in total offense (250.8 ypg).
- LB **Denzel Nkemdiche** tops all SEC freshmen and ranks second among the nation's frosh with 1.15 TFLs/game.

2012 OLE MISS SCHEDULE

DATE	OPPONENT	SITE	RESULT/TIME	ATTENDANCE	NOTES/SERIES INFORMATION
Sept. 1	CENTRAL ARKANSAS (PPV/ESPN3)	OXFORD	W, 49-27	50,544	Most points and yards in a game since the 2010 Fresno State game
Sept. 8	UTEP (FSN/ESPN3)	OXFORD	W, 28-10	53,133	Rebels pile up more than 500 yards of offense for the second straight game
Sept. 15	#12/14 TEXAS (ESPN/ESPN3)	OXFORD	L, 31-66	61,797	Largest non-conf crowd on Ole Miss campus; Moncrief - 7 catches, 144 yards
Sept. 22	at Tulane (FSN)	New Orleans	W, 39-0	28,913	First shutout since Mississippi State in 2008
Sept. 29	at #1/1 Alabama* (ESPN/ESPN3)	Tuscaloosa	L, 14-33	101,821	Rebels hold Crimson Tide to six second-half points
Oct. 6	TEXAS A&M* (ESPNU)	OXFORD	L, 27-30	55,343	Rebels held 10-point lead in 4th quarter; forced 6 Texas A&M turnovers
Oct. 13	AUBURN* (HC) (SEC Network/ESPN3)	OXFORD	W, 41-20	57,068	First SEC win since Oct. 2, 2010; most points against Auburn since 1992
Oct. 27	at Arkansas* (SEC Network/ESPN3)	Little Rock	W, 30-27	55,378	Bryson Rose (3-for-3 FGs) hits game-winning 31-yarder as time expires
Nov. 3	at #6/7/6 Georgia* (CBS)	Athens	L, 10-37	92,746	Ole Miss led 10-0 in the second quarter; Rebels sack UGA five times
Nov. 10	VANDERBILT* (ESPNU)	OXFORD	L, 26-27	60,572	Bo Wallace throws for career-high 403 yards
Nov. 17	at #7/8/8 LSU* (CBS)	Baton Rouge	2:30 p.m.		LSU leads 57-39-4
Nov. 24	MISSISSIPPI STATE* (ESPNU)	OXFORD	6 p.m.		Ole Miss leads 60-42-6

* - SEC game (HC) - Homecoming Rankings - BCS/AP/Coaches All Times Central

OLE MISS ALL-STAR CANDIDATES

**BO WALLACE**

#14 | QB | So. | 6-4 | 204 | Pulaski, Tenn.

Has helped turn around the Ole Miss offense with his ability to pass and run ... Fifth in the SEC, 49th in the NCAA in total offense (250.8 ypg) ... Tied for sixth in the SEC in points responsible for (11.4/game) and sixth in passing (223.9 ypg) ... Second on team with 269 rushing yards (fourth-most among SEC QBs) ... Against Auburn, became first player in school history to run, pass and catch a touchdown ... Threw for 403 yards vs. Vanderbilt ... Conerly Trophy nominee for Mississippi's top college player.

**DONTE MONCRIEF**

#12 | WR | So. | 6-3 | 216 | Raleigh, Miss.

One of the nation's elite receivers with his ability to leap and make acrobatic catches ... Ranks 11th in the SEC and 87th in the NCAA with 61.4 receiving yards per game ... Tied for sixth among SEC players with five touchdown catches ... Sixth in the SEC with 4.7 catches per game ... Already tied for sixth in school history with two 100-yard receiving games this year (vs. No. 12 Texas and UCA) ... Biletnikoff Award Watch List ... Midseason All-SEC second team (Phil Steele).

**JEFF SCOTT**

#3 | RB | Jr. | 5-7 | 170 | Miami, Fla.

Elite speedster who plays much bigger than his 5-foot-7, 170-pound frame ... Ranks eighth in the SEC and 68th in the NCAA with 75.6 rushing yards per game ... 10th in the SEC with 98.3 all-purpose yards per outing ... Has scored seven touchdowns ... Boasts six career 100-yard rushing games, with three this year (111 vs. UTEP, 108 vs. Texas A&M, 137 vs. Auburn) ... Preseason All-SEC first team running back (USA Today) ... Paul Hornung Award Preseason Watch List.

**AARON MORRIS**

#72 | OG | So. | 6-5 | 330 | Jackson, Miss.

Ole Miss coaches call him the most talented and explosive of the team's offensive linemen ... Has started every game at left guard and helped the Rebel offense dramatically improve over last year's offense in every area ... Helps Ole Miss rank top six among SEC teams in total offense (6th, 413.2 ypg) and passing (5th, 247.6 ypg) ... Ole Miss ranks second among SEC teams in third-down percentage (44.6) and third in first downs (22.0/game) ... Week 4 SEC Offensive Lineman of the Week after the Rebels' 39-0 win over Tulane.

**BRYSON ROSE**

#81 | K | Sr. | 5-11 | 203 | Raleigh, N.C.

A two-time SEC Special Teams Player of the Week this year ... In league play, leads all SEC players in scoring (8.7 ppg) and all qualified kickers in field-goal percentage (85.7, 12 of 14) ... Ranks fourth in the SEC in scoring in all games (7.9 ppg), third among kickers ... Has connected on 15-of-21 field goals and a perfect 32-of-32 on PATs ... Has made 14-of-17 FGs from inside 50 yards ... Top four in school history in career scoring (4th, 219), field goals (4th, 40) and PATs (3rd, 99).

**C.J. JOHNSON**

#10 | DE | So. | 6-3 | 233 | Philadelphia, Miss.

Rebels' most talented defensive lineman who has become more of a dominant force each week ... Leads team with 4.5 sacks ... Tied for ninth among SEC players with 0.45 sacks per game ... Fifth on team with 47 tackles ... Had 1.5 sacks at No. 6 Georgia ... Recovered a fumble for a touchdown vs. Auburn ... Week 1 SEC Co-Defensive Lineman of the Week after making six stops and a sack against UCA.

**CODY PREWITT**

#25 | FS | So. | 6-2 | 214 | Bay Springs, Miss.

Has been a constant in the Rebel lineup as a hard-hitting free safety ... Leads the team with 67 tackles ... Also has 4.5 tackles for loss ... Tied for eighth among SEC players with 0.2 forced fumbles per game and 14th with 0.2 interceptions per game ... Career-high 13 tackles at No. 1 Alabama ... Team-high 11 stops at No. 6 Georgia ... Tallied six tackles, two forced fumbles, a fumble recovery and an interception vs. Texas A&M ... Midseason All-SEC third team (Phil Steele).

**CHARLES SAWYER**

#3 | DB | Jr. | 5-11 | 181 | Miami, Fla.

A team leader on defense who switched from safety to cornerback four games into the season ... Has been a lockdown corner since the move ... Fourth on the team with 49 tackles ... Also has 3.5 tackles for loss and six passes defensed ... Intercepted a pass and blocked a punt at Arkansas ... Career-high 12 tackles against No. 12 Texas ... Has started 23 straight games for the Rebels ... Preseason All-SEC (Athlon, Phil Steele, SEC Coaches).

FRESHMAN ALL-STAR CANDIDATES


DENZEL NKEMDICHE**FRESHMAN ALL-AMERICA CANDIDATE****ALL-SEC CANDIDATE**

#4 | LB | R-Fr. | 5-11 | 203 | Loganville, Ga.




Has made a name for himself in his debut season with big plays and a nose for the ball ... Leads Ole Miss with 11.5 tackles for loss, four forced fumbles and two interceptions ... Second on the team with 66 tackles ... Also has recorded 3.0 sacks and five passes defended ... Ranks second among the nation's freshmen in TFLs ... Tied for sixth in the SEC, tops among freshmen, with 1.15 TFLs per game ... Tied for second in the SEC with 0.4 forced fumbles per game ...

One of two SEC players with four forced fumbles in league play (Georgia's Jarvis Jones is the other) ... Second among SEC freshmen in tackles ... Week 5 SEC Co-Defensive Player of the Week after posting 11 tackles, 3.0 TFLs, a sack and two forced fumbles at No. 1 Alabama ... Also had 2.0 or more tackles for loss against Central Arkansas, Texas A&M and Vanderbilt ... National Freshman of the Year Watch List (College Football Performance Awards) ... Midseason All-SEC third team (Phil Steele).

**ISSAC GROSS**


#94 | NT | Fr. | 6-1 | 254 | Batesville, Miss.

True freshman makes the most of his 254-pound frame in the trenches against some of the nation's best offensive lines ... Has started seven of 10 games at nose tackle ... Second on the team with 7.5 tackles for loss and tied for third with 2.5 sacks ... Eighth on the team with 29 tackles ... Season-high seven tackles with a sack at No. 6 Georgia ... Five tackles and a season-high 2.0 TFLs vs. Vanderbilt ... Four tackles and a sack vs. Texas A&M ... Six stops and a TFL at No. 1 Alabama.

**TRAE ELSTON**


#7 | DB | Fr. | 6-0 | 190 | Oxford, Ala.

True freshman has excited fans with some hard hits and big plays this season ... Has started at Rover for six of the last seven games ... Sixth on the team with 42 tackles ... Has broken up four passes ... Racked up six tackles against Tulane and Texas A&M ... Posted a sack against Tulane ... Recovered a fumble in the Texas A&M game.

**MIKE HILTON**

#28 | DB | Fr. | 5-8 | 182 | Fayetteville, Ga.

True freshman has really come on lately and made huge plays from the Huskie and nickel positions in the defensive backfield ... Has played in nine games with four starts ... Has 28 tackles, 3.5 TFLs, 2.0 sacks, two pass break-ups and a forced fumble ... In his first career start (vs. Texas A&M), he made three tackles, including 2.0 sacks, and forced a fumble ... Made six tackles and broke up two passes at Arkansas ... Five tackles in a start vs. Vanderbilt.

**JAYLEN WALTON**

#6 | RB/RS | Fr. | 5-8 | 167 | Memphis, Tenn.

True freshman has served as the team's primary kick returner in addition to a reserve role as a running back ... Ranks second in the SEC and 23rd in the NCAA with a 26.9-yard kick return average ... Recorded the fifth 100-yard kickoff return for a touchdown in school history against No. 12 Texas ... Scored a touchdown in each of his first three college games (one rush, one receiving, one kick return).

OLE MISS MEDIA RELATIONS

Kyle Campbell* Assistant A.D./Media & PR
 Email: kyle@olemiss.edu
 Duties: Main Football Contact

Kim Ling Associate Media Relations Dir.
 Email: kling@olemiss.edu
 Duties: Game Program

Bill Bunting Associate Media Relations Dir.
 Email: wbunting@olemiss.edu

Joey Jones* Associate Media Relations Dir.
 Email: joeyj@olemiss.edu
 Duties: Game Notes, Stats, Photos

Daniel Snowden Assistant Media Relations Dir.
 Email: desnowde@olemiss.edu

Kristen Saibini Assistant Media Relations Dir.
 Email: klsaibin@olemiss.edu

Metz Camfield Assistant Media Relations Dir.
 Email: metz@olemiss.edu

* Football Contacts

Overnight Address:
 908 All-American Dr.
 Mailing Address:
 PO Box 217
 University, MS 38677
 Phone - 662.915.7522
 Fax - 662.915.7006

SEC TELECONFERENCE

Coach Hugh Freeze will be available on the weekly SEC Teleconference every Wednesday from Aug. 29-Nov. 21, from 11:20-11:30 a.m. (CT). The number is available through the SEC office at (205) 348-3000. Below is the order of participants:

- 10:00 a.m. - Les Miles, LSU
- 10:10 a.m. - Steve Spurrier, South Carolina
- 10:20 a.m. - Will Muschamp, Florida
- 10:30 a.m. - James Franklin, Vanderbilt
- 10:40 a.m. - Nick Saban, Alabama
- 10:50 a.m. - Derek Dooley, Vanderbilt
- 11:00 a.m. - John L. Smith, Arkansas
- 11:10 a.m. - Gary Pinkel, Missouri
- 11:20 a.m. - Hugh Freeze, Ole Miss
- 11:30 a.m. - Kevin Sumlin, Texas A&M
- 11:40 a.m. - Joker Phillips, Kentucky
- 11:50 a.m. - Dan Mullen, Mississippi State
- 12:00 p.m. - Mark Richt, Georgia
- 12:10 p.m. - Gene Chizik, Auburn

OLEMISSSPORTS.COM

For updated statistics, rosters, game notes and all Rebel news on the internet, go to the official Ole Miss athletics website at OleMissSports.com. For those out of range of the Mississippi Network's radio broadcast, live audio of the game is available through OleMissSports.com's RebelVision, which also offers subscribers live webcasts of Coach Freeze's weekly press conferences.

VIDEO HIGHLIGHTS

Ole Miss offers free ftp downloads of game highlights and interviews with coaches and players for television stations to use during regularly scheduled news/sportscasts. To access the Ole Miss ftp site please contact J Stern at jstern@olemiss.edu.

OLE MISS GAME WEEK MEDIA SCHEDULE

SUNDAY	MONDAY	TUESDAY	WEDNESDAY	THURSDAY	FRIDAY
<ul style="list-style-type: none"> • Practice Closed • Player and asst. coach interview requests for Monday press conference due by 3 p.m. 	<ul style="list-style-type: none"> • No Practice • Coach Freeze press conference at 1 p.m. in IPF Team Meeting Room • Selected players & assistant coaches available following press conference 	<ul style="list-style-type: none"> • Practice open to media during periods 1-7 • Coach Freeze, assistant coaches and players available after practice 	<ul style="list-style-type: none"> • Practice open to media during periods 1-7 • Coach Freeze, assistant coaches and players available after practice 	<ul style="list-style-type: none"> • Practice open to media during periods 1-7 • Assistant coaches available after practice • No Freeze or player interviews 	<ul style="list-style-type: none"> • Practice Closed • No interviews

WORKING CREDENTIALS: To request credentials, go to Ole Miss' online credentialing site: sportssystem.com/OleMiss. All requests should be made as early as possible and should be limited to working press only. Working space in the Vaught-Hemingway Stadium press box will be allotted on the following basis: (1) Daily newspapers and television stations covering for daily news programs; (2) Sports editors of Mississippi daily newspapers; (3) Radio personnel for an originating broadcast; (4) Official school daily, one seat only; (5) Television sports directors and approved special coverage; (6) Press and TV working photographers, weekly press representatives, non-broadcasting radio representatives and internet sites whose primary purpose is to gather news and disseminate it.

MEDIA WILL-CALL: If not received by mail, credentials may be picked up at the media "Will Call" table, located next to the press box elevators at Gate 6 on the west side of Vaught-Hemingway Stadium, beginning three hours prior to kickoff. Please be mindful that parking passes cannot be picked up at will-call and must be received prior to gameday.

PARKING: The lot just to the west of the Turner Center is reserved for media parking. Entry is available from Hill Drive, and the satellite truck lot entrance is across the street. A golf cart is available to help members of the media transport heavy equipment from the press parking area to the press box. Please be mindful that parking passes cannot be picked up at will-call and must be received prior to gameday.

PHOTOGRAPHERS: Credentials for photographers will be issued on the basis of circulation, with priority granted to agencies covering the participating schools on a regular basis. Per NCAA rule, images or likeness of current student-athletes may not be sold, distributed or used for commercial purposes. All photographers must exchange their photo pass for a vest in order to be admitted to the sidelines. This may be done at the media "Will Call" table next to the press box elevators. Gameday flip cards will be available at that location.

SIDELINE ACCESS: Excluding select portions of the game, media sideline access is reserved for photographers/ videographers. Credentialed photographers/videographers who arrive at media "Will Call" without proper equipment will not be granted a vest for sideline access. Vests must be worn at all times on the sideline. When on the sideline, media must remain outside the bench area. This includes during pre-game activities.

RECRUITS: Per NCAA rule, media are not permitted to have contact with a prospect or family members of a prospect during their visit (official or unofficial) to campus, including prospects in attendance at practice or games. Contact includes in-person conversations, phone calls, text messages, e-mails, etc. In addition, media are forbidden from videoing or photographing prospects during their visit. Media are also asked to make every effort to keep distance from prospects on campus, including at practice, during pre-game activities on the sidelines and in the stands.

REAL-TIME DATA RIGHTS: The acceptance of media credentials is an acknowledgement of the University of Mississippi's rights to the game and play-by-play coverage and your agreement to abide by any restrictions Ole Miss may place on real-time play-by-play coverage and use of comprehensive game statistics. Failure to abide by these restrictions implemented by Ole Miss may result in revocation of press credentials. Ole Miss reserves the right to grant approval for distribution of real time play-by-play, game-related statistics and information through the Internet.

TELEPHONES: The Vaught-Hemingway Stadium/ Hollingsworth Field Press Box contains an adequate number of telephones for general use by visiting media. The telephones are available to all media outlets and are not reserved for any single outlet. Personal phones may be ordered at individual seats by contacting AT&T at 1-800-945-6500. Please alert the Athletics Media Relations office if you are ordering a phone so your press box seat location will correspond with the work order.

GAMEDAY SERVICES: Members of the media covering Ole Miss will be provided with pregame notes for both teams, a game program and a flipcard. Statistics and a running play-by-play will be handed out after each quarter. Approximately 30 minutes following the completion of the game, a final statistical book, including complete team and individual stats, running play-by-play and postgame quotes from players and coaches, will be available.

POSTGAME INTERVIEWS: For home games, Coach Hugh Freeze will hold a postgame news conference with the media in the team meeting room of the Indoor Practice Facility. Athletics Media Relations office representatives will be available to assist in postgame interviews. Complete postgame plans will be announced on gameday in the press box by the Athletics Media Relations Director (MRD). The MRD will accompany members of the press wishing to go to the sidelines, beginning with five minutes remaining in the final quarter.

WEEKLY PRESS CONFERENCE: Coach Freeze holds a weekly press conference each Monday during the season, beginning at 1 p.m. (CT), in the team meeting room of the Indoor Practice Facility, which is adjacent to Vaught-Hemingway Stadium/Hollingsworth Field. Members of the media unable to attend the Monday press conference may participate via the telephone. The number for the two-way teleconference may be obtained by contacting the Athletics Media Relations office at (662) 915-7522. Requested players and assistant coaches, will be available following the press conference. Media who wish to interview players or assistant coaches on Monday must email their request to kyle@olemiss.edu by 3 p.m. Sunday.

PRACTICES: Ole Miss football practices are open to media Tuesday through Thursday for periods 1 through 4. Video is permitted for any drill during the open periods that does not include offense vs. defense (i.e. 7-on-7, 11-on-11), although media may be alerted of other portions that are not available for video. Media should remain at the bottom of the stairs to the practice fields (or when indoors, in the IPF northwest lobby) until alerted by Media Relations that practice is open. Coach Freeze and select players will be available following practice Tuesday and Wednesday, and assistant coaches will be available upon request after practice Tuesday through Thursday.

TEAM STATISTICS

OLE MISS	OPPONENT	CATEGORY	LSU	OPPONENT
295	277	Total Points	302	155
220	196	First Downs	196	164
105	80	By Rushing	101	64
103	105	By Passing	83	77
12	11	By Penalty	12	23
1656	1425	Rushing Yards	1925	972
405	384	Rushing Attempts	426	325
4.1	3.7	Yards Per Rush	4.5	3.0
165.6	142.5	Rushing Yards Per Game	192.5	97.2
247.6	243.5	Passing Yards	1988	1657
315-206	318-209	Pass Attempts-Completions	266-156	317-171
247.6	243.5	Passing Yards Per Game	198.8	165.7
4132	3860	Total Offense	3913	2629
720	702	Total Offensive Plays	692	642
413.2	386.0	Total Offense Per Game	391.3	262.9
16-9	17-11	Fumbles-Lost	18-9	14-11
44-345	55-395	Penalties-Yards	77-590	55-398

INDIVIDUAL STATISTICS

OLE MISS

Rushing	Att.	Yds.	Avg.	TD
Jeff Scott	150	680	4.5	6
Bo Wallace	111	269	2.4	6
Randall Mackey	56	229	4.1	3

Passing	Att.	Comp.	Yds.	TD/Int.
Bo Wallace	279	183	2249	12/10

Receiving	Rec.	Yds.	Avg.	TD
Donte Moncrief	47	614	13.1	5
Ja-Mes Logan	32	392	12.2	0
Vince Sanders	29	337	11.6	2

Punting	No.	Yds.	Avg.	Long
Jim Broadway	45	1891	42.0	61

Punt Returns	No.	Yds.	Avg.	Long
Korvic Neat	12	58	4.8	19

Kickoff Returns	No.	Yds.	Avg.	Long
Jaylen Walton	15	403	26.9	100

Scoring	TD	FG	PAT	Total
Bryson Rose	0	15	34	79
Jeff Scott	7	0	0	42
Bo Wallace	7	0	0	42

Tackles	UT-AT	TT	TFL	Other
Cody Prewitt	36-31	67	4.5	2 INT
Denzel Nkemdiche	29-37	66	11.5	4 FF
Mike Marry	25-32	57	5.5	1.5 Sack

LSU

Rushing	Att.	Yds.	Avg.	TD
Jeremy Hill	92	477	5.2	6
Kenny Hilliard	76	449	5.9	6
Michael Ford	64	375	5.9	3

Passing	Att.	Comp.	Yds.	TD/Int.
Zach Mettenberger	263	155	1990	10/4

Receiving	Rec.	Yds.	Avg.	TD
Jarvis Landry	40	401	10.0	3
Odell Beckham	34	548	16.1	2
Kadron Boone	21	283	13.5	4

Punting	No.	Yds.	Avg.	Long
Brad Wing	48	2130	44.4	65

Punt Returns	No.	Yds.	Avg.	Long
Odell Beckham	26	190	7.3	70

Kickoff Returns	No.	Yds.	Avg.	Long
Michael Ford	12	306	25.5	42

Scoring	TD	FG	PAT	Total
Drew Alleman	0	16	36	84
Kenny Hilliard	6	0	0	36
Jeremy Hill	6	0	0	36

Tackles	UT-AT	TT	TFL	Other
Kevin Minter	43-47	90	11.5	3.0 Sack
Lamin Barrow	35-35	70	5.0	2 FR
Eric Reid	30-36	66	1.0	2 INT

LAST FIVE GAMES AGAINST LSU

November 19, 2011 • Oxford, Miss. - #1 LSU 52, Ole Miss 3: Quarterback Barry Brunetti rushed for 74 yards on 15 carries, but Ole Miss fell to No. 1 LSU 52-3 on senior night at Vaught-Hemingway Stadium. Ron Brooks returned an interception for a touchdown 28 seconds into the game and LSU built a 35-3 lead by halftime and rushed for 353 yards.

November 20, 2010 • Baton Rouge, La. - #5 LSU 43, Ole Miss 36: Brandon Bolden scored two touchdowns and Ole Miss tallied the most points against LSU by any team in 2010, but the fifth-ranked Tigers scored the go-ahead touchdown with 44 seconds left in the game to win the third annual Magnolia Bowl. Bolden rushed for 91 yards and two TDs for Ole Miss and Jeremiah Masoli finished 15 of 23 for 177 yards, one TD and two interceptions.

November 21, 2009 • Oxford, Miss. - Ole Miss 25, #8 LSU 23: Time ran out on No. 8 LSU before it could attempt a short, potential game-winning field goal and Dexter McCluster and Ole Miss survived a frantic final minute to come away with the victory. McCluster ran for 148

yards and passed for a touchdown, a 27-yarder to wide-open Shay Hodge. Hodge had seven catches for 117 yards.

November 22, 2008 • Baton Rouge, La. - Ole Miss 31, #18 LSU 13: Jevan Snead threw two TD passes, Markeith Summers ran for a 13-yard score out of the "Wild Rebel" formation and Ole Miss won its fourth straight game with a 31-13 triumph over No. 18 LSU. Snead was 16-of-25 for 274 yards. His scoring passes went for 34 and 25 yards, both to Mike Wallace. Ole Miss knocked LSU starting QB Jarrett Lee out of the game and held the Tigers to only one TD.

November 17, 2007 • Oxford, Miss. - #1 LSU 41, Ole Miss 24: Trindon Holliday returned a kickoff 98 yards for a score, and top-ranked LSU forced two turnovers during goal-line stands to defeat Ole Miss, 41-24. Marshay Green had a 44-yard punt return for the Rebels to knot the game at 7-7, but LSU regained the lead and never looked back. Reserve quarterback Brent Schaeffer sparked some second-half offense for the Rebels, but his 302 yards of total offense weren't enough.

TOP REBEL PERFORMANCES VS. LSU

Rushing Yards: Deuce McAllister, 26-176; 10-31-1998
Passing Yards: Stewart Patridge, 27-43-0-346 (2 TDs); 10-18-1997
Total Offense: Archie Manning, 362 (17 rush, 345 pass); 11-2-1968
Receptions: Rick Kimbrough, 9-132 (TD); 11-3-1973
Receiving Yards: Rick Kimbrough, 9-132 (TD); 11-3-1973
All-Purpose Yards: Deuce McAllister, 229; 10-30-1999
Points Scored: Eddie Crawford, 24 (4 TDs); 11-3-1956
Points Kicking: Todd Gatlin, 13 (4 FGs, 1 PAT); 10-31-1981
 Joshua Shene, 13 (4 FGs, 1 PAT); 11-21-2009
Kickoff Return Yards: Jeff Scott, 7-188, 11-20-2010
Interceptions: Glenn Cannon, 3; 11-2-1968

SERIES HISTORY

LSU leads 57-39-4

In Oxford: 9-5-1, LSU
 In Baton Rouge: 37-25-1, LSU
 In Jackson: 9-6-2, LSU
 In Meridian, Miss.: 1-0, Ole Miss
 In New Orleans: 2-1, Ole Miss
 In Vicksburg, Miss.: 1-0, LSU

Longest Ole Miss Win Streak: 6, 1952-1957
Longest LSU Win Streak: 8, 1928-1937

Largest Margin of Victory: 34 (37-3), 1963 in Baton Rouge
Largest Margin of Defeat: 49 (52-3), 2011 in Oxford

Year	Site	Score	Year	Site	Score
1894	Baton RougeW, 26-6	1962	Baton RougeW, 15-7
1896	Vicksburg, Miss.L, 4-12	1963	Baton RougeW, 37-3
1899	Meridian, Miss.W, 11-0	1964	Baton RougeL, 10-11
1901	Baton RougeL, 0-46	1965	JacksonW, 23-0
1902	New OrleansL, 0-6	1966	Baton RougeW, 17-0
1903	New OrleansW, 11-0	1967	JacksonT, 13-13
1904	Baton RougeL, 0-5	1968	Baton RougeW, 27-24
1906	Baton RougeW, 9-0	1969	JacksonW, 26-23
1907	JacksonL, 0-23	1970	Baton RougeL, 17-61
1909	Baton RougeL, 0-10	1971	JacksonW, 24-22
1912	Baton RougeW, 10-7	1972	Baton RougeL, 16-17
1914	Baton RougeL, 21-0	1973	JacksonL, 14-51
1915	OxfordL, 0-28	1974	Baton RougeL, 0-24
1916	Baton RougeL, 0-41	1975	JacksonW, 17-13
1917	OxfordL, 7-52	1976	Baton RougeL, 0-45
1919	Baton RougeL, 0-13	1977	JacksonL, 21-28
1921	Baton RougeL, 0-21	1978	Baton RougeL, 8-30
1926	Baton RougeL, 0-3	1979	JacksonL, 24-28
1927	Baton RougeW, 12-7	1980	Baton RougeL, 16-38
1928	Baton RougeL, 6-19	1981	JacksonT, 27-27
1929	Baton RougeL, 6-13	1982	Baton RougeL, 8-45
1930	Baton RougeL, 0-6	1983	JacksonW, 27-24
1931	JacksonL, 3-26	1984	Baton RougeL, 29-32
1933	Baton RougeL, 0-31	1985	JacksonL, 0-14
1934	JacksonL, 0-14	1986	Baton RougeW, 21-19
1936	Baton RougeL, 0-13	1987	JacksonL, 13-42
1937	Baton RougeL, 0-13	1988	Baton RougeL, 20-31
1938	Baton RougeW, 20-7	1989	OxfordL, 30-35
1939	Baton RougeW, 14-7	1990	Baton RougeW, 19-10
1940	Baton RougeW, 19-6	1991	JacksonL, 22-25
1941	Baton RougeW, 13-12	1992	JacksonW, 32-0
1942	Baton RougeL, 7-21	1993	Baton RougeL, 17-19
1945	Baton RougeL, 13-32	1994	OxfordW, 34-21
1946	Baton RougeL, 21-34	1995	Baton RougeW, 9-38
1947	Baton RougeW, 20-18	1996	OxfordL, 7-39
1948	Baton RougeW, 49-19	1997	Baton RougeW, 36-21
1949	Baton RougeL, 7-34	1998	OxfordW, 37-31 (ot)
1950	Baton RougeL, 14-40	1999	Baton RougeW, 42-23
1951	Baton RougeT, 6-6	2000	OxfordL, 9-20
1952	OxfordW, 28-0	2001	Baton RougeW, 35-24
1953	Baton RougeW, 27-16	2002	Baton RougeL, 13-14
1954	Baton RougeW, 21-6	2003	OxfordL, 14-17
1955	Baton RougeW, 29-26	2004	Baton RougeL, 24-27
1956	Baton RougeW, 46-17	2005	OxfordL, 7-40
1957	OxfordW, 14-12	2006	Baton RougeL, 20-23
1958	Baton RougeL, 0-14	2007	OxfordL, 24-41
1959	Baton RougeL, 3-7	2008	Baton RougeW, 31-13
1960	New OrleansL, 21-0	2009	OxfordW, 25-23
1960	OxfordT, 6-6	2010	Baton RougeL, 36-43
1961	Baton RougeL, 7-10	2011	OxfordL, 3-52

1- Sugar Bowl

14 QB		<p>BO WALLACE 6-4 204 So. Pulaski, Tenn.</p> <table border="1"> <thead> <tr> <th>COMP</th> <th>ATT</th> <th>YDS</th> <th>TD</th> </tr> </thead> <tbody> <tr> <td>183</td> <td>279</td> <td>2249</td> <td>12</td> </tr> </tbody> </table>	COMP	ATT	YDS	TD	183	279	2249	12	<p>LAST GAME: Set career highs in completions (31), attempts (49) and yards (403), while passing for a touchdown and no interceptions ... Also rushed 13 times for 4 yards and a score. NOTES: 5th in SEC in total offense (250.8 ypg), T-6th in points responsible for (11.4/game), 6th in passing (223.9 ypg) ... Second on team with 269 rushing yards ... Conerly Trophy nominee.</p>
COMP	ATT	YDS	TD								
183	279	2249	12								
3 RB		<p>JEFF SCOTT 5-7 170 Jr. Miami, Fla.</p> <table border="1"> <thead> <tr> <th>ATT</th> <th>YDS</th> <th>AVG</th> <th>TD</th> </tr> </thead> <tbody> <tr> <td>150</td> <td>680</td> <td>4.5</td> <td>6</td> </tr> </tbody> </table>	ATT	YDS	AVG	TD	150	680	4.5	6	<p>LAST GAME: Rushed 24 times for 47 yards and caught 3 passes for 13 yards in start. NOTES: 8th in SEC, 68th in NCAA with 75.6 rushing ypg ... 10th in SEC with 98.3 all-purpose ypg ... Six career 100-yard rushing games, three this year ... Paul Hornung Award Watch List ... Preseason All-SEC first team (USA Today).</p>
ATT	YDS	AVG	TD								
150	680	4.5	6								
1 ATH		<p>RANDALL MACKEY 5-10 195 Sr. Bastrop, La.</p> <table border="1"> <thead> <tr> <th>ATT</th> <th>YDS</th> <th>AVG</th> <th>TD</th> </tr> </thead> <tbody> <tr> <td>56</td> <td>229</td> <td>4.1</td> <td>3</td> </tr> </tbody> </table>	ATT	YDS	AVG	TD	56	229	4.1	3	<p>LAST GAME: Had two carries for 4 yards. NOTES: Has played in every game with six starts ... 3rd on team with 229 rushing yards, 4th on team with 274 receiving yards ... Has completed 3-of-6 passes for 59 yards and a TD this year ... Moved from QB to WR in the spring and then to both WR and RB in the fall ... Started six games at QB last year.</p>
ATT	YDS	AVG	TD								
56	229	4.1	3								
12 WR		<p>DONTE MONCRIEF 6-3 216 So. Raleigh, Miss.</p> <table border="1"> <thead> <tr> <th>REC</th> <th>YDS</th> <th>AVG</th> <th>TD</th> </tr> </thead> <tbody> <tr> <td>47</td> <td>614</td> <td>13.1</td> <td>5</td> </tr> </tbody> </table>	REC	YDS	AVG	TD	47	614	13.1	5	<p>LAST GAME: Tied his career high with 8 receptions for 74 yards in start. NOTES: Midseason All-SEC second team (Phil Steele) ... 11th in SEC, 87th in NCAA with 61.4 receiving ypg ... T-6th in SEC with five TD catches ... 6th in SEC with 4.7 catches/game ... Career-high 144 receiving yards against Texas ... Biletnikoff Award Watch List ... Preseason All-SEC (Phil Steele).</p>
REC	YDS	AVG	TD								
47	614	13.1	5								
10 WR		<p>VINCE SANDERS 6-1 190 So. Macon Miss.</p> <table border="1"> <thead> <tr> <th>REC</th> <th>YDS</th> <th>AVG</th> <th>TD</th> </tr> </thead> <tbody> <tr> <td>29</td> <td>337</td> <td>11.6</td> <td>2</td> </tr> </tbody> </table>	REC	YDS	AVG	TD	29	337	11.6	2	<p>LAST GAME: Caught 5 balls for a career-high 96 yards, including his second career touchdown, in start. NOTES: Has played in every game with nine starts ... 3rd on team with 29 catches and 337 receiving yards ... T-10th in SEC with 4.2 catches/game in league play ... Had 81 receiving yards vs. Texas A&M ... Touchdown catches against Arkansas and Vanderbilt.</p>
REC	YDS	AVG	TD								
29	337	11.6	2								
85 WR		<p>JA-MES LOGAN 6-3 195 Jr. Houston, Texas</p> <table border="1"> <thead> <tr> <th>REC</th> <th>YDS</th> <th>AVG</th> <th>TD</th> </tr> </thead> <tbody> <tr> <td>32</td> <td>392</td> <td>12.2</td> <td>0</td> </tr> </tbody> </table>	REC	YDS	AVG	TD	32	392	12.2	0	<p>LAST GAME: Posted his first career 100-yard receiving game with 160 yards on a career-best 8 catches, including a long reception of 47. NOTES: Has played in every game with three starts ... 2nd on team with 32 catches and 392 receiving yards ... T-10th in SEC with 4.2 catches/game in league play.</p>
REC	YDS	AVG	TD								
32	392	12.2	0								
17 TE		<p>JAMAL MOSLEY 6-4 246 Sr. Memphis, Tenn.</p> <table border="1"> <thead> <tr> <th>REC</th> <th>YDS</th> <th>AVG</th> <th>TD</th> </tr> </thead> <tbody> <tr> <td>13</td> <td>134</td> <td>10.3</td> <td>2</td> </tr> </tbody> </table>	REC	YDS	AVG	TD	13	134	10.3	2	<p>LAST GAME: Caught 2 passes for 15 yards in start. NOTES: Has played in every game with three starts ... Touchdown catches against Central Arkansas and No. 6 Georgia ... Career-high 4 catches and 79 receiving yards vs. UCA.</p>
REC	YDS	AVG	TD								
13	134	10.3	2								
70 LT		<p>EMMANUEL McCRAY 6-5 316 Jr. Jackson, Miss.</p> <table border="1"> <thead> <tr> <th>GS</th> <th>RUSH/G</th> <th>PASS/G</th> <th>PPG</th> </tr> </thead> <tbody> <tr> <td>10</td> <td>166.1</td> <td>248.6</td> <td>29.5</td> </tr> </tbody> </table>	GS	RUSH/G	PASS/G	PPG	10	166.1	248.6	29.5	<p>LAST GAME: Provided blocking for Bo Wallace's 403-yard passing performance in start. NOTES: Has started all 10 games at LT ... Emerged from spring drills as the starter at LT ... Did not play in 2011 ... Played in 12 games on special teams in 2010.</p>
GS	RUSH/G	PASS/G	PPG								
10	166.1	248.6	29.5								
72 LG		<p>AARON MORRIS 6-5 330 So. Jackson, Miss.</p> <table border="1"> <thead> <tr> <th>GS</th> <th>RUSH/G</th> <th>PASS/G</th> <th>PPG</th> </tr> </thead> <tbody> <tr> <td>10</td> <td>166.1</td> <td>248.6</td> <td>29.5</td> </tr> </tbody> </table>	GS	RUSH/G	PASS/G	PPG	10	166.1	248.6	29.5	<p>LAST GAME: Provided blocking for Bo Wallace's 403-yard passing performance in start. NOTES: Has started all 10 games at LG and 14 of the last 16 dating back to last season ... Week 4 SEC Offensive Lineman of the Week after the Tulane game ... Coaches consider him the most talented and explosive of the team's offensive linemen.</p>
GS	RUSH/G	PASS/G	PPG								
10	166.1	248.6	29.5								
56 C		<p>EVAN SWINDALL 6-4 295 Jr. LaFayette, Ga.</p> <table border="1"> <thead> <tr> <th>GS</th> <th>RUSH/G</th> <th>PASS/G</th> <th>PPG</th> </tr> </thead> <tbody> <tr> <td>10</td> <td>166.1</td> <td>248.6</td> <td>29.5</td> </tr> </tbody> </table>	GS	RUSH/G	PASS/G	PPG	10	166.1	248.6	29.5	<p>LAST GAME: Provided blocking for Bo Wallace's 403-yard passing performance in start. NOTES: Has started all 10 games at C ... Rimington Trophy Watch List (nation's top center) ... Starting center for the last seven games of last season ... Has 19 career starts at center under his belt.</p>
GS	RUSH/G	PASS/G	PPG								
10	166.1	248.6	29.5								
76 RG		<p>A.J. HAWKINS 6-1 310 Sr. Lithonia, Ga.</p> <table border="1"> <thead> <tr> <th>GS</th> <th>RUSH/G</th> <th>PASS/G</th> <th>PPG</th> </tr> </thead> <tbody> <tr> <td>10</td> <td>166.1</td> <td>248.6</td> <td>29.5</td> </tr> </tbody> </table>	GS	RUSH/G	PASS/G	PPG	10	166.1	248.6	29.5	<p>LAST GAME: Provided blocking for Bo Wallace's 403-yard passing performance in start. NOTES: Has started all 10 games at RG ... Week 2 SEC Co-Offensive Lineman of the Week after helping the offense eclipse 500 total yards against UTEP ... Has 26 career starts (15 at center, 10 at right guard, 1 at left guard).</p>
GS	RUSH/G	PASS/G	PPG								
10	166.1	248.6	29.5								
71 RT		<p>PIERCE BURTON 6-6 289 Jr. Sacramento, Calif.</p> <table border="1"> <thead> <tr> <th>GS</th> <th>RUSH/G</th> <th>PASS/G</th> <th>PPG</th> </tr> </thead> <tbody> <tr> <td>10</td> <td>166.1</td> <td>248.6</td> <td>29.5</td> </tr> </tbody> </table>	GS	RUSH/G	PASS/G	PPG	10	166.1	248.6	29.5	<p>LAST GAME: Provided blocking for Bo Wallace's 403-yard passing performance in start. NOTES: Has started all 10 games at RT ... Tackled and forced an Alabama player to fumble after an interception ... Transferred to Ole Miss from City College of San Francisco in January ... Helped lead CCSF to a 12-0 record and the JC Gridwire national title.</p>
GS	RUSH/G	PASS/G	PPG								
10	166.1	248.6	29.5								
81 K		<p>BRYSON ROSE 5-11 203 Sr. Raleigh, N.C.</p> <table border="1"> <thead> <tr> <th>FG</th> <th>LONG</th> <th>PAT</th> <th>PTS</th> </tr> </thead> <tbody> <tr> <td>15/21</td> <td>53</td> <td>34/34</td> <td>79</td> </tr> </tbody> </table>	FG	LONG	PAT	PTS	15/21	53	34/34	79	<p>LAST GAME: Made 4-of-5 FG attempts (made from 22, 28, 41, 27; missed from 52) and 2-of-2 PATs. NOTES: 2-time SEC Special Teams Player of the Week this year ... Leads all SEC players in scoring in league play (8.7 ppg) ... Has made 40-of-50 career FG attempts and 99-of-101 career PATs ... Ranks top 4 in Ole Miss career scoring (4th), field goals (4th) and PATs (3rd) ... Burlsworth Trophy candidate.</p>
FG	LONG	PAT	PTS								
15/21	53	34/34	79								

10 DE		<p>C.J. JOHNSON 6-3 233 So. Philadelphia, Miss.</p> <table border="1"> <thead> <tr> <th>TACKLES</th> <th>TFL</th> <th>SACK</th> <th>FR</th> </tr> </thead> <tbody> <tr> <td>47</td> <td>5.0</td> <td>4.5</td> <td>1</td> </tr> </tbody> </table>	TACKLES	TFL	SACK	FR	47	5.0	4.5	1	<p>LAST GAME: Recorded 3 stops (2 solo) with a sack and a pass break-up in start. NOTES: Has played in every game with nine starts ... T-9th in SEC with 0.45 sacks/game ... Leads team with 4.5 sacks, 5th on team with 47 tackles ... Has posted 3.5 sacks in the last three games ... Named Week 1 SEC Co-Defensive Lineman of the Week after making 6 stops and a sack against UCA.</p>
TACKLES	TFL	SACK	FR								
47	5.0	4.5	1								
95 DT		<p>BRYON BENNETT 6-2 294 So. Madison, Miss.</p> <table border="1"> <thead> <tr> <th>TACKLES</th> <th>TFL</th> <th>SACK</th> <th>QH</th> </tr> </thead> <tbody> <tr> <td>5</td> <td>1.0</td> <td>1.0</td> <td>2</td> </tr> </tbody> </table>	TACKLES	TFL	SACK	QH	5	1.0	1.0	2	<p>LAST GAME: Made 2 tackles (1 solo) in start. NOTES: Has played in every game with three starts ... Posted a QB sack against No. 6 Georgia ... Played in every game last year with eight starts, recording 15 tackles and 2.5 TFLs.</p>
TACKLES	TFL	SACK	QH								
5	1.0	1.0	2								
94 NT		<p>ISSAC GROSS 6-1 254 Fr. Batesville, Miss.</p> <table border="1"> <thead> <tr> <th>TACKLES</th> <th>TFL</th> <th>SACK</th> <th>QH</th> </tr> </thead> <tbody> <tr> <td>34</td> <td>7.5</td> <td>2.5</td> <td>2</td> </tr> </tbody> </table>	TACKLES	TFL	SACK	QH	34	7.5	2.5	2	<p>LAST GAME: Posted 5 tackles (1 solo) with a season-high 2.0 TFLs and a QB hurry. NOTES: Has played in every game with seven starts ... 2nd on team in TFLs (7.5), T-3rd in sacks (2.5) ... Earned the starting nod at NT in the first two games of his college career ... An Under Armour All-America selection last year at South Panola High School.</p>
TACKLES	TFL	SACK	QH								
34	7.5	2.5	2								
55 DE		<p>CAMERON WHIGHAM 6-3 255 Jr. Snellville, Ga.</p> <table border="1"> <thead> <tr> <th>TACKLES</th> <th>TFL</th> <th>SACK</th> <th>FR</th> </tr> </thead> <tbody> <tr> <td>21</td> <td>3.0</td> <td>1.5</td> <td>2</td> </tr> </tbody> </table>	TACKLES	TFL	SACK	FR	21	3.0	1.5	2	<p>LAST GAME: Recorded a sack on a Vanderbilt flea flicker attempt, in start. NOTES: Has played in every game with nine starts ... Recovered a fumble in the Texas A&M and Georgia games ... Played in seven games last year, recording four total tackles and 1.0 TFL.</p>
TACKLES	TFL	SACK	FR								
21	3.0	1.5	2								
52 MLB		<p>MIKE MARRY 6-3 256 Jr. Clearwater, Fla.</p> <table border="1"> <thead> <tr> <th>TACKLES</th> <th>TFL</th> <th>SACK</th> <th>INT</th> </tr> </thead> <tbody> <tr> <td>57</td> <td>5.5</td> <td>1.5</td> <td>1</td> </tr> </tbody> </table>	TACKLES	TFL	SACK	INT	57	5.5	1.5	1	<p>LAST GAME: Made 6 tackles (3 solo), including a TFL, in start. NOTES: Has played in every game with nine starts ... 3rd on team with 57 tackles ... 3rd on team with 5.5 TFLs ... Intercepted a pass late in the Auburn game to seal a win ... Preseason All-SEC (Phil Steele) ... Played in 11 games with nine starts at Mike linebacker last year.</p>
TACKLES	TFL	SACK	INT								
57	5.5	1.5	1								
4 STINGER		<p>DENZEL NKEMDICHE 5-11 203 R-Fr. Loganville, Ga.</p> <table border="1"> <thead> <tr> <th>TACKLES</th> <th>TFL</th> <th>SACK</th> <th>FF</th> </tr> </thead> <tbody> <tr> <td>66</td> <td>11.5</td> <td>3.0</td> <td>4</td> </tr> </tbody> </table>	TACKLES	TFL	SACK	FF	66	11.5	3.0	4	<p>LAST GAME: Posted 6 stops (2 solo) with 2.5 TFLs and a sack in start ... Also broke up a pass. NOTES: National Freshman of the Year Watch List (CFPA) ... Midseason All-SEC third team (Phil Steele) ... Leads team in TFLs, forced fumbles and interceptions ... T-6th in SEC, tops among frosh, with 1.15 TFLs/game ... T-2nd in SEC with 0.4 forced fumbles/game.</p>
TACKLES	TFL	SACK	FF								
66	11.5	3.0	4								
15 LB		<p>JOEL KNIGHT 5-9 222 Sr. Lithonia, Ga.</p> <table border="1"> <thead> <tr> <th>TACKLES</th> <th>TFL</th> <th>SACK</th> <th>FR</th> </tr> </thead> <tbody> <tr> <td>40</td> <td>3.0</td> <td>1.0</td> <td>1</td> </tr> </tbody> </table>	TACKLES	TFL	SACK	FR	40	3.0	1.0	1	<p>LAST GAME: Recorded 4 tackles (3 solo). NOTES: Has played in every game with two starts ... 7th on team with 40 tackles ... Recovered a fumble in the Texas A&M game ... Played in every game with eight starts at linebacker a year ago, posting 61 tackles and 4.5 TFLs.</p>
TACKLES	TFL	SACK	FR								
40	3.0	1.0	1								
28 NICKEL		<p>MIKE HILTON 5-8 182 Fr. Fayetteville, Ga.</p> <table border="1"> <thead> <tr> <th>TACKLES</th> <th>TFL</th> <th>SACK</th> <th>PD</th> </tr> </thead> <tbody> <tr> <td>28</td> <td>3.5</td> <td>2.0</td> <td>2</td> </tr> </tbody> </table>	TACKLES	TFL	SACK	PD	28	3.5	2.0	2	<p>LAST GAME: Made 5 tackles (4 solo) in start. NOTES: Has played in nine games with four starts as a true freshman ... T-5th on team with 2.0 sacks ... Made his presence known vs. Texas A&M with two sacks and a forced fumble in his first career start.</p>
TACKLES	TFL	SACK	PD								
28	3.5	2.0	2								
21 FCB		<p>SENQUEZ GOLSON 5-9 188 So. Pascagoula, Miss.</p> <table border="1"> <thead> <tr> <th>TACKLES</th> <th>TFL</th> <th>INT</th> <th>PD</th> </tr> </thead> <tbody> <tr> <td>25</td> <td>0.5</td> <td>0</td> <td>3</td> </tr> </tbody> </table>	TACKLES	TFL	INT	PD	25	0.5	0	3	<p>LAST GAME: Returned from injury and tallied 2 solo tackles and a pass break-up. NOTES: Has played in nine games with four starts at CB this year ... Played in all 12 games with four starts at CB as a true freshman last year ... Outfielder on the Ole Miss baseball team in the spring ... Was selected in the eighth round of the 2011 MLB Draft by the Boston Red Sox.</p>
TACKLES	TFL	INT	PD								
25	0.5	0	3								
7 ROVER		<p>TRAE ELSTON 6-0 190 Fr. Oxford, Ala.</p> <table border="1"> <thead> <tr> <th>TACKLES</th> <th>TFL</th> <th>SACK</th> <th>PD</th> </tr> </thead> <tbody> <tr> <td>42</td> <td>1.0</td> <td>1.0</td> <td>4</td> </tr> </tbody> </table>	TACKLES	TFL	SACK	PD	42	1.0	1.0	4	<p>LAST GAME: Made 4 stops (3 solo). NOTES: Has played in nine games with six starts ... 6th on team with 42 tackles ... Had 6 tackles against Tulane and Texas A&M ... Recovered a fumble in the Texas A&M game.</p>
TACKLES	TFL	SACK	PD								
42	1.0	1.0	4								
25 FS		<p>CODY PREWITT 6-2 214 So. Bay Springs, Miss.</p> <table border="1"> <thead> <tr> <th>TACKLES</th> <th>TFL</th> <th>SACK</th> <th>INT</th> </tr> </thead> <tbody> <tr> <td>67</td> <td>4.5</td> <td>1.5</td> <td>2</td> </tr> </tbody> </table>	TACKLES	TFL	SACK	INT	67	4.5	1.5	2	<p>LAST GAME: Team-high 7 tackles (5 solo) with 2.0 TFLs in start. NOTES: Midseason All-SEC third team (Phil Steele) ... 1st on team with 67 tackles ... T-14th in SEC with 0.2 interceptions/game ... T-8th in SEC with 0.2 forced fumbles/game ... Career-high 13 tackles at Alabama ... 6 tackles, 2 force fumbles, fumble recovery and interception vs. Texas A&M.</p>
TACKLES	TFL	SACK	INT								
67	4.5	1.5	2								
3 BCB		<p>CHARLES SAWYER 5-11 181 Jr. Miami, Fla.</p> <table border="1"> <thead> <tr> <th>TACKLES</th> <th>TFL</th> <th>INT</th> <th>PD</th> </tr> </thead> <tbody> <tr> <td>49</td> <td>3.5</td> <td>1</td> <td>6</td> </tr> </tbody> </table>	TACKLES	TFL	INT	PD	49	3.5	1	6	<p>LAST GAME: Posted 4 stops (2 solo), recovered a fumble and broke up a pass in start. NOTES: Moved from Rover to cornerback prior to Tulane game ... Has started 23 straight games ... Posted career-high 12 tackles against Texas ... Has seven career interceptions and 23 passes defended ... Preseason All-SEC (Athlon, Phil Steele, SEC Coaches).</p>
TACKLES	TFL	INT	PD								
49	3.5	1	6								
82 P		<p>JIM BROADWAY 6-0 183 Sr. Roswell, Ga.</p> <table border="1"> <thead> <tr> <th>PUNTS</th> <th>AVG</th> <th>LONG</th> <th>IN 20</th> </tr> </thead> <tbody> <tr> <td>45</td> <td>42.0</td> <td>61</td> <td>12</td> </tr> </tbody> </table>	PUNTS	AVG	LONG	IN 20	45	42.0	61	12	<p>LAST GAME: Punted 6 times for a 35.8-yard average ... One punt inside the 20. NOTES: 8th in SEC, 47th in NCAA with a 42.0 punting average ... Has downed 12 inside the 20 ... Non-scholarship player who joined the team this spring.</p>
PUNTS	AVG	LONG	IN 20								
45	42.0	61	12								

OLE MISS BY THE NUMBERS

75 million - Dollars Raised by Forward Together Campaign
 60,580 - Vaught-Hemingway Stadium Capacity
 44,700 - Ticket Packages Sold In 2012
 626 - All-Time Victories
 279 - Pro Draft Picks
 244 - Weeks Ranked In The AP Poll
 215 - Television Appearances
 208 - Shutouts In Ole Miss History
 54 - First Team All-Americans
 33 - Bowl Appearances (20th All-Time)
 24 - Academic All-Americans
 21 - Bowl Wins (13th All-Time)
 19 - NFL First Round Picks
 12 - Overtime Games
 10 - College Football Hall of Fame Inductees
 8 - Sugar Bowl Appearances (4th All-Time)
 6 - Heisman Trophy Finalists
 6 - SEC Championships
 4 - Rhodes Scholars
 3 - National Championships
 1 - Highest Ranking In AP Poll

“WATCH” OUT FOR THESE GUYS

Rebels on awards watch lists ...

Donte Moncrief: Biletnikoff Award (Best Receiver)

Denzel Nkemdiche: CFPA National Freshman of the Year

Jeff Scott: Paul Hornung Award (Most Versatile Player)

Evan Swindall: Rimington Trophy (Best Center)

OLE MISS IN THE NFL

Ole Miss has a big presence in the NFL this season with 23 players on current rosters, including 2008 and 2012 Super Bowl MVP Eli Manning and five-time Pro Bowl LB Patrick Willis.

SUNDAY HIGHLIGHT (11/11): As the starting left tackle, Michael Oher helped the Ravens' offense roll up 55 points in a 55-20 win over Oakland.

BRANDON BOLDEN | RB | New England Patriots
 MARSHAY GREEN | DB | Indianapolis Colts
 BENJARVUS GREEN-ELLIS | RB | Cincinnati Bengals
 GREG HARDY | DE | Carolina Panthers
 JOHN JERRY | OL | Miami Dolphins
 PERIA JERRY | DT | Atlanta Falcons
 KENDRICK LEWIS | S | Kansas City Chiefs
 ELI MANNING | QB | New York Giants
 BOBBY MASSIE | OT | Arizona Cardinals
 DEXTER McCLUSTER | WR | Kansas City Chiefs
 MICHAEL OHER | OT | Baltimore Ravens
 ASHLEE PALMER | LB | Detroit Lions
 JERMEY PARNELL | OT | Dallas Cowboys
 JERRELL POWE | DT | Kansas City Chiefs
 JAMARCA SANFORD | S | Minnesota Vikings
 BRADLEY SOWELL | OT | Indianapolis Colts
 CHRIS SPENCER | C | Chicago Bears
 MICHAEL SPURLOCK | WR | Jacksonville Jaguars
 EMMANUEL STEPHENS | DE | Cleveland Browns
 PATRICK TRAHAN* | LB | Chicago Bears
 CASSIUS VAUGHN | CB | Indianapolis Colts
 MIKE WALLACE | WR | Pittsburgh Steelers
 PATRICK WILLIS | LB | San Francisco 49ers

*Practice Squad

^Injured Reserve

OLE MISS HEAD COACH HUGH FREEZE

Hugh Freeze (Southern Miss, 1992) is in his first season at the Ole Miss helm, after being named the University's 37th head football coach on Dec. 5, 2011. A proven winner at every level he has coached, Freeze now boasts a 35-12 career record, including last year's 10-2 season at Arkansas State in which the Red Wolves captured the Sun Belt Conference title and Freeze was tabbed Sun Belt Coach of the Year. It is his second stint at Ole Miss, as he was a member of the Rebel coaching staff from 2005-07, including the final two seasons as an assistant coach and recruiting coordinator with two of the top classes in UM history.

LSU HEAD COACH LES MILES

Les Miles (Michigan, 1976) is in his eighth year as the head coach of the Louisiana State football program. Miles, 59, came to LSU after four seasons as head coach at Oklahoma State, where he posted a 28-21 record and lost to Ole Miss in the 2004 Cotton Bowl. Miles has posted an 83-20 record with the Tigers and has captured the 2007 and 2011 SEC titles and the 2007 BCS National Championship. Last year, LSU beat Georgia in the SEC title game and then fell to SEC West foe Alabama in the national title game. In his career at Oklahoma State and LSU, Miles has posted a 5-3 record against the Rebels including a 4-3 mark as the head coach of the Tigers.

LSU SCOUTING REPORT

The LSU Tigers are ranked seventh in the BCS Standings and eighth in both national polls with an 8-2 overall record and 4-2 mark in Southeastern Conference play. The Tigers' two losses have come at the hands of Florida and Alabama, while LSU boasts impressive victories over South Carolina, Texas A&M and most recently Mississippi State. LSU has played five straight games against ranked opponents coming into this week. As usual, LSU features a strong defense that gives up only 15.5 points per outing (3rd in SEC, 10th in NCAA) and just 262.9 yards per game (2nd in SEC, 3rd in NCAA). The Tigers' pass defense is tops in the SEC and third nationally with just 165.7 yards allowed per outing.

2012 LSU Schedule

		Result/Time (CT)
Sept. 1	NORTH TEXAS	W, 41-14
Sept. 8	WASHINGTON	W, 41-3
Sept. 15	IDAHO	W, 63-14
Sept. 22	at Auburn*	W, 12-10
Sept. 29	TOWSON	W, 38-22
Oct. 6	at Florida*	L, 6-14
Oct. 13	SOUTH CAROLINA*	W, 23-21

Oct. 20	at Texas A&M*	W, 24-19
Nov. 3	ALABAMA*	L, 17-21
Nov. 10	MISSISSIPPI STATE*	W, 37-17
Nov. 17	OLE MISS*	2:30 p.m.
Nov. 23	at Arkansas*	1:30 p.m.

* SEC game

HOME GAMES IN CAPS

LOUISIANA REBELS

The Ole Miss roster features just three players from the Pelican State: **Louis Covington** (Baton Rouge), **Ethan Hutson** (Destrehan) and **Randall Mackey** (Bastrop).

REBEL-TIGER CONNECTIONS

- Ole Miss true freshman S **Trae Elston** and LSU true freshman LB Kwon Alexander were teammates last year at Oxford High School in Oxford, Ala.
- Ole Miss senior ATH **Randall Mackey** and LSU senior DT Josh Downs were teammates at Bastrop High School in Bastrop, La.
- LSU running backs coach and recruiting coordinator Frank Wilson served in the same positions at Ole Miss from 2005-07.

MAGNOLIA BOWL HISTORY

In 2008, student governments from Ole Miss and LSU worked to enhance the spirit of the football rivalry and introduced the Magnolia Bowl. After first garnering the support of the universities' athletics departments and alumni associations, student leaders set forth in April 2008 with a "Name that Rivalry" campaign for students to provide input on the name via text messaging. The student governments then voted in their respective Student Senates. The student body presi-

401K CHALLENGE

Ole Miss Athletics has a challenge for the Rebel Nation. Let's show our unity as Rebel fans and break the single season attendance record of 400,520 (set in 2002). There are less than 12,500 more football tickets that need to be sold between now and the end of the season to break the record. Here are some ticket options for fans:

- \$75 Individual Game Ticket
- \$300 Family Pack (4 tickets to 1 game and \$50 in Rebel Bucks)

dent of the winning school presents the trophy to their team following the game, and the prize remains with that team until the following year's encounter. Ole Miss claimed the trophy in the first two meetings in 2008 and 2009, while LSU has won each of the last two encounters.

REBELS VERSUS RANKED OPPONENTS

- In No. 7 LSU, Ole Miss encounters its fourth ranked opponent of the year. The Rebels fell to No. 12 Texas on Sept. 15, No. 1 Alabama on Sept. 29 and No. 6 Georgia on Nov. 3.
- Last year, the Rebels dropped all four meetings versus ranked opponents.
- Before the current 12-game skid against ranked foes, the Rebels had knocked off four of their last five ranked opponents including two wins over top-10 teams.
- The last win over a top-25 team was a 21-7 triumph over No. 18 Oklahoma State in the 2010 Cotton Bowl.
- The last road win over a top-25 team was a 31-13 victory over No. 18 LSU on Nov. 22, 2008.
- The last win over a top-10 team was a 25-23 victory over No. 8 LSU on Nov. 21, 2009.
- The last road win over a top-10 team was a 31-30 triumph over No. 4 Florida on Sept. 27, 2008.
- Ole Miss is 58-140-2 all-time versus ranked teams.

FAST START FOR FREEZE

- Nearby Independence, Miss., native **Hugh Freeze** has gotten off to a fast start as the Ole Miss head coach.
- The Rebels are 5-5, which is their most wins since the 2009 season.
 - With five wins, Ole Miss is on the cusp of becoming bowl eligible for the first time since 2009.
 - Ole Miss has surpassed last year's total number wins, points, touchdowns, passing yards, rushing yards, total yards, first downs, tackles for loss and sacks.
 - The Rebels rank top six in the SEC in total offense (6th, 413.2 ypg) and passing (5th, 247.6 ypg).

FREEZE HAS REBELS ON CUSP OF BOWL ELIGIBILITY

In his first year as head coach, **Hugh Freeze** has directed Ole Miss to five wins in its first 10 games, needing just one more to become bowl eligible. The Rebels last went bowling in 2009, when they beat Oklahoma State 21-7 in the Cotton Bowl. Ole Miss had a combined total of six wins in 2010 and 2011 prior to Freeze's arrival.

RED HOT IN THE RED ZONE

- Ole Miss has scored in 33 of its 35 red zone trips this year (94.3 percent), which leads all SEC teams and is the second-best percentage in the nation.
- Ole Miss is the only SEC team without a turnover inside the red zone this year.
- The Rebels have scored a touchdown in 23 of their 35 chances (65.7 percent), fifth-best in the SEC.
- Ole Miss is a perfect 22-of-22 in red zone scoring against league teams (13 TDs, 9 FGs).

Nation's Top Red Zone Offenses:

Team	Drives	Scores	Pct.	TD	FG
1. Louisville	42	41	.976	31	10
2. Ole Miss	35	33	.943	23	10
3. Clemson	48	45	.938	35	10
4. Wyoming	31	29	.935	24	5

OLE MISS FOOTBALL TV/RADIO NETWORK

The Season: Ole Miss Football

Station	Times
Fox Sports South	Friday 1:30 PM & 5:30 PM
CSS	Thursday 4 PM
Cox Cable	Thursday 3:30 PM
MyMS (Columbus)	Friday 10 PM
WMDN (Meridian)	Friday 7 PM
WKFK (Coast)	Thursday 7 PM

Ole Miss Radio Network

City	Station (Frequency)
Amory*	WAFM-AM (1580 AM)
Biloxi/Gulfport	WBUV-FM (104.9 FM)
Brookhaven*	WBKN-FM (92.1 FM)
Columbus*	WJWF-AM (1400 AM)
Columbus*	WNMQ-FM (103.1 FM)
Corinth*	WXRZ-FM (94.3 FM)
Greenwood*	WYMX-FM (99.1 FM)
Hattiesburg*	WFMM-FM (97.3 FM)
Hazlehurst*	WDXO-FM (92.9 FM)
Jackson*	WFMN-FM (97.3 FM)
Lexington, Tenn.	WZLT-FM (99.3 FM)
Louisville*	WLSM-FM (107.1 FM)
McComb*	WAZA-FM (107.7 FM)
Memphis, Tenn.*	WHBQ-AM (560 AM)
Memphis, Tenn.*	WPGF-LP (87.7 FM)
Meridian	WZKR-FM (103.3 FM)
Natchez*	WKSO-FM (97.3 FM)
Oxford	WQLI-FM (93.7 FM)
Oxford/Water Valley*	WTNM-FM (105.5 FM)
Philadelphia*	WHOC-AM (1490 AM)
Prentiss*	WJDR-FM (98.3 FM)
Tupelo*	WWMR-FM (102.9 FM)
Vicksburg*	WVBG-AM (1420 AM)
Waynesboro	WABO-AM (990 AM)
Yazoo City*	WBYP-FM (107.1 FM)
Nationwide	Satellite (Sirius XM)
Worldwide	OleMissSports.com

* Carries RebTalk live on Tuesdays, 7-8 p.m. CT

Affiliate list subject to change.

Broadcasts can be heard over the internet through **OleMissSports.com's RebelVision**.

Provided by TeleSouth Communications.

CAREER STARTS BY POSITION

OFFENSE

QB

- Wallace (10)
- Mackey (6)
- Brunetti (2)

RB

- J. Scott (22)
- Mackey (5)
- Epperson (4)
- Thomas (3)
- Greer (2)

TE

- Allen (31)
- Mosley (11)

- Greer (1)
- Epperson (1)

WR

- Moncrief (21)
- Logan (12)
- Sanders (10)
- C. Moore (3)
- Neat (4)
- P. Moore (1)
- Mackey (1)

LT

- McCray (10)

LG

- Morris (16)
- Junen (11)

- Hawkins (1)

C

- Swindall (19)
- Hawkins (15)

RG

- Hawkins (10)
- Duke (6)

RT

- Burton (10)

DEFENSE

DE

- Johnson (12)

- Whigham (9)

- Jones (6)
- Shackelford (5)
- Epperson (1)

DT/NT

- U. Grant (11)
- Bennett (11)
- Gross (7)
- C. Martin (3)
- Pena (3)
- Jones (1)

MLB

- Marry (19)
- R. Williams (2)
- Kight (2)

OLB

- Kight (15)
- Nkemdiche (10)
- Bryant (3)
- R. Williams (2)
- Shackelford (1)

FS

- Sawyer (10)
- Prewitt (10)
- Crawford (2)

DB

- Garbutt (9)
- D. Collins (5)
- Hilton (3)
- Lewis (1)
- Mathews (1)

SS/ROVER

- Elston (6)
- Prewitt (4)
- Sawyer (3)
- Crawford (1)
- C. Brown (1)

CB

- Pendleton (16)
- Sawyer (13)
- Golson (8)
- Coleman (2)
- Hilton (1)
- D. Collins (1)
- Covington (1)

FREEZE FRAME

First-year head coach **Hugh Freeze's** fast-paced offense has ignited a spark in the 2012 Rebels, who are far outperforming last year's unit through 10 games.

2011	2012 - under Freeze
Through 10 gms (SEC rank):	Through 10 gms (SEC rank):
Record: 2-8	Record: 5-5
Scoring Offense: 18.7 (11th)	Scoring Offense: 29.5 (7th)
Touchdowns: 24 (11th)	Touchdowns: 36 (T-7th)
Total Offense: 297.8 (11th)	Total Offense: 413.2 (6th)
Rushing Yards: 131.5 (10th)	Rushing Yards: 165.6 (7th)
Passing Yards: 166.3 (10th)	Passing Yards: 247.6 (5th)
Pass Efficiency: 103.1 (11th)	Pass Efficiency: 139.1 (7th)
First Downs: 163 (11th)	First Downs: 220 (3rd)
3rd Down %: 33.1 (9th)	3rd Down %: 44.6 (2nd)
4th Down %: 28.6 (12th)	4th Down %: 58.3 (5th)
Penalties: 72-618 (12th)	Penalties: 44-345 (1st)

NEW-LOOK OFFENSE SOARS

The Ole Miss offense is putting up some big numbers and ranks highly among its SEC counterparts and nationally:

Category	Stat (Avg)	SEC Rank	NCAA Rank
Scoring Offense	29.5	7	58
Total Offense	413.2	6	53
Rushing Offense	165.6	7	60
Pass Offense	247.6	5	53
Pass Efficiency	139.1	7	45
3rd-Down Conversion %	44.6	2	34
4th-Down Conversion %	58.3	5	t40
First Downs	22.0	3	t45
Red Zone scoring	94.3%	1	t2
Penalties	4.4	2	t13
Penalty Yards	34.5	1	10

ROSE MOVES UP THE REBEL CHARTS

Senior placekicker **Bryson Rose** has placed himself among the best kickers in Ole Miss history. Here's a look at where he stands in the Rebel record books:

CAREER POINTS SCORED (KICKING)

Player, Years	EPA	M	Pct	FGA	M	Pct	TP
Jonathan Nichols, 2001-04	157	155	.987	82	63	.768	344
Joshua Shene, 2006-09	142	139	.979	75	57	.760	310
Bryson Rose, 2009-	101	99	.980	50	40	.800	219
Brian Lee, 1989-92	87	84	.966	75	41	.547	207
Bryan Owen, 1985-88	98	92	.939	58	38	.655	206
Tim Montz, 1993-96	77	75	.974	51	35	.686	180
Hoppy Langley, 1976-79	82	76	.927	63	34	.540	178
Steve Lavinghouze, 1972-75	74	71	.959	53	29	.547	158

CAREER FIELD GOALS MADE

Player, Years	No.
Jonathan Nichols, 2001-04	63
Joshua Shene, 2006-09	57
Brian Lee, 1989-92	41
Bryson Rose, 2009-	40
Bryan Owen, 1985-88	38
Tim Montz, 1993-96	35
Hoppy Langley, 1976-79	34
Steve Lavinghouze, 1972-75	29

CAREER PATS MADE

Player, Years	No.
Jonathan Nichols, 2001-04	155
Joshua Shene, 2006-09	139
Bryson Rose, 2009-	99
Bryan Owen, 1985-88	92

SWARMING DEFENSE

Ole Miss doesn't have the most talent or the most depth among the nation's defensive units, but what it lacks in numbers it makes up for with gritty effort.

- Ole Miss ranks second in the SEC and T-9th in the NCAA with 7.7 TFLs per game.
- Ole Miss ranks second in the SEC and T-13th in the NCAA with 2.9 sacks per game.
- Ole Miss "won" the second half against Alabama (7-6), limiting the Crimson Tide to two field goals after the break.
- The Rebels held the Crimson Tide to then-season lows in points (33), total yards (305) and passing yards (180).
- Ole Miss forced a season-high six turnovers (four fumbles, two interceptions) against a Texas A&M team that had only turned the ball over once in its first four games.
- The Rebels sacked Texas A&M QB Johnny Manziel four times and recorded 13 tackles for loss against the Aggies.
- In its first shutout since 2008, the Rebel defense held Tulane to 159 total offensive yards and 14 rushing yards.
- Ole Miss held Auburn to just 213 total yards and 13 first downs.
- The Rebels sacked Georgia QB Aaron Murray five times in Athens.
- The Rebels limited Vanderbilt to 92 rushing yards (81 yards below their average of 173 per game) and recorded 14.0 tackles for loss against the Commodores.

GREAT SCOTT

Although he stands at only 5-foot-7, junior RB **Jeff Scott** has played big for the Rebels this year. He ranks eighth in the SEC and 68th in the NCAA with 75.6 rushing yards per outing, while he is 10th in the league with 98.3 all-purpose yards per game. The Miami, Fla., native eclipsed the century mark in rushing yards against UTEP (111), Texas A&M (108) and Auburn (137) and now has six career 100-yard rushing games. In the Texas game, he picked up 95 yards on just eight carries, including a 48-yard TD scamper. He scored twice against Tulane with 62 yards on 11 carries. Scott was a preseason All-SEC first team pick by USA Today and made the preseason watch list for the Paul Hornung Award (nation's most versatile player).

FEED MONCRIEF

Sophomore WR **Donte Moncrief** continues to prove himself as one of the top receivers in the SEC. He ranks 11th in the SEC with 61.4 receiving yards per outing and sixth with 4.7 catches per game. His five touchdown catches are tied for sixth-most among SEC receivers. Against No. 12 Texas, he posted his second 100-yard receiving game of the year with a career-high 144 on seven catches. He's caught a career-high eight passes on three occasions this year (Central Arkansas, Arkansas, Vanderbilt).

YOUNG REBELS

Thirteen true freshmen have seen the field for Ole Miss this year, tied for seventh-most among all Division I teams. Including redshirt-freshmen, a total of 19 rookies have played for the Rebels.

ROOKIE LEADERS

Redshirt-freshman LB **Denzel Nkemdiche**, true freshman DB **Trae Elston** and true freshman DT **Issac Gross** have already asserted themselves as defensive leaders in their first collegiate campaign. Nkemdiche has started all 10 games at Stinger and leads the team or is tied for the lead with 11.5 tackles for loss, four forced fumbles and two interceptions. He is tied for fifth among SEC players in TFLs (tops among freshmen), tied for second in fumbles forced and tied for 14th in interceptions. Elston was promoted to starting Rover for the Tulane game and is sixth on the team with 42 tackles, including 35 in the last seven games. Gross has started seven of 10 games at nose tackle and has 34 tackles, including 7.5 for loss and 2.5 sacks.

ODDS AND ENDS

- The Rebels average the second-fewest penalties per game among SEC teams (4.4), T-13th in the NCAA ... They rank first among league foes with just 34.5 penalty yards per outing, 10th in the NCAA.
- Ole Miss is 4-2 when it has scored first and 1-3 when the opponent scores first.

- The Rebels are 5-1 when they hold the opponent to less than 30 points and 0-4 when they don't.
- The Rebels have a +4 turnover margin in SEC play, fifth-best among league teams ... They have forced 14 opponent turnovers and surrendered 10.
- In addition to Freeze, all but one of the assistant coaches (**Derrick Nix**) are new to the team this year. However, four assistant coaches had served a prior stint at Ole Miss - **Maurice Harris, Grant Heard, Matt Luke** and **Dan Werner**.

OFFENSIVE NOTES

- Ole Miss is second in the SEC in third-down conversion rate (44.6, 66-of-148).
- Ole Miss ranks top six in the SEC in total offense (6th, 413.2 ypg) and passing (5th, 247.6 ypg).
- In league games, Ole Miss is fourth in passing offense (260.5 ypg).
- Ole Miss is second among SEC teams with 105 first downs by a rush (Texas A&M leads with 117).
- The Rebels have scored 20 rushing touchdowns, fifth-most among SEC teams.
- The Rebels are 7th in the SEC and 45th nationally in passing efficiency (139.1).
- Sophomore QB **Bo Wallace** ranks fifth in the league and 49th nationally in total offense (250.8 ypg), tied for sixth in points responsible for (11.4/game) and sixth in passing (223.9 ypg).
- In SEC play, sophomore WR **Donte Moncrief** is eighth with 4.7 catches per game and sophomore WR **Vince Sanders** and junior WR **Ja-Mes Logan** are tied for 10th with 4.2 catches per game.
- Ole Miss has gained at least 450 total offensive yards in six of 10 games.

DEFENSIVE NOTES

- Ole Miss ranks second in the SEC and T-9th in the NCAA with 7.7 TFLs per game.
- Ole Miss ranks second in the SEC and T-13th in the NCAA with 2.9 sacks per game.
- Redshirt-freshman LB **Denzel Nkemdiche** is T-6th in the SEC and T-46th nationally with 1.15 TFLs/game ... His 1.42 TFLs per SEC game are 5th among league players.
- Nkemdiche is T-2nd in the SEC with 0.4 fumbles forced per game ... Nkemdiche and Georgia's Jarvis Jones are the only SEC players with 4 forced fumbles in league games.
- Sophomore DE **C.J. Johnson** is T-9th in the SEC with 0.45 sacks per game.
- Junior DB **Dehendret Collins** is T-9th in the SEC with 0.22 interceptions per game.
- Ole Miss has held opponents under 50 rushing yards twice (UTEP, Tulane).

SPECIAL TEAMS NOTES

- Ole Miss leads all SEC teams with a .857 field-goal percentage (12-for-14) in league games.
- Senior K **Bryson Rose** leads all SEC players in scoring in conference games (8.7 points/game) ... In all games, he is fourth among SEC players and third among kickers (7.9 points/game).
- Rose also leads the SEC among qualified kickers with a field-goal percentage of 85.7 (12-of-14) in league games.
- Rose's career-long 53-yard field goal at Arkansas is sixth-best in school history and second in the SEC this year.
- Freshman **Jaylen Walton** ranks second in the SEC and 23rd in the NCAA with a 26.9 kick return yard average ... He recorded the fifth 100-yard kickoff return for a touchdown in school history against No. 12 Texas.

FIRST-TIME STARTERS

- Six Rebels made their first career start against Central Arkansas: (Offense) **Emmanuel McCray** (LT), **Pierce Burton** (RT), **Bo Wallace** (QB); (Defense) **Issac Gross** (NT), **Denzel Nkemdiche** (Stinger), **Dehendret Collins** (Huskie).
- One Rebel made his first career start against UTEP: (Defense) **Cameron Whigham** (DE).
- One Rebel made his first career start against Texas: (Defense) **Gilbert Pena** (NT).
- One Rebel made his first career start against Tulane: (Defense) **Trae Elston** (Rover).
- One Rebel made his first career start against Alabama: (Offense) **Philander Moore** (WR).
- One Rebel made his first career start against Texas A&M: (Defense) **Mike Hilton** (dimeback).
- One Rebel made his first career start against Auburn: (Defense) **Brishen Mathews** (Huskie).
- Two Rebels made their first career start against Vanderbilt: (Defense) **Chief Brown** (Rover), **Louis Covington** (CB).

DEBUTS

Twenty-nine Rebels have made their debut this season: **Abdul Bangura** (DB), **Justin Bell** (OL), **Jim Broadway** (P), **Chief Brown** (DB), **Quintavius Burdette** (DB), **Pierce Burton** (OL), **Tanner Burns** (DB), **Dehendret Collins** (DB), **Cody Core** (WR), **Louis Covington** (DB), **Carlos Davis** (RB), **Trae Elston** (DB), **Chris Gill** (OL), **Issac Gross** (DT), **Mike Hilton** (DB), **Ethan Hutson** (OL), **Will Martin** (LB), **I'Tavius Mathers** (RB), **Maikhail Miller** (QB), **Denzel Nkemdiche** (LB), **Nathan Noble** (K), **Nicholas Parker** (RB), **Charlie Scott** (RB), **Anthony Standifer** (DB), **Ben Still** (OL), **Bo Wallace** (QB), **Jaylen Walton** (RB), **Channing Ward** (DE), **Derrick Wilson** (OL).

CAREER STARTS

- 31 Ferbia Allen
- 26 A.J. Hawkins, Charles Sawyer
- 22 Jeff Scott
- 21 Donte Moncrief
- 19 Evan Swindall, Mike Marry
- 17 Joel Kight
- 16 Wesley Pendleton, Aaron Morris
- 14 Cody Prewitt
- 12 Ja-Mes Logan, Randall Mackey, C.J. Johnson
- 11 Patrick Junen, Uriah Grant, Jamal Mosley, Bryon Bennett
- 10 Emmanuel McCray, Denzel Nkemdiche, Pierce Burton, Vince Sanders, Bo Wallace
- 9 Aaron Garbutt, Cameron Whigham
- 8 Senquez Golson
- 7 Jason Jones, Issac Gross
- 6 Jared Duke, D.T. Shackelford, E.J. Epperson, Dehendret Collins, Trae Elston
- 4 Ralph Williams, Korvic Neat, Mike Hilton
- 3 Serderius Bryant, Frank Crawford, Collins Moore, Carlton Martin, Devin Thomas, Gilbert Pena, H.R. Greer
- 2 Barry Brunetti, Cliff Coleman
- 1 Keith Lewis, Philander Moore, Brishen Mathews, Louis Covington, Chief Brown

CONSECUTIVE STARTS

- 23 Charles Sawyer
- 17 Evan Swindall
- 14 Cody Prewitt
- 10 Pierce Burton, A.J. Hawkins, Emmanuel McCray, Aaron Morris, Denzel Nkemdiche, Bo Wallace

2012 GAME CAPTAINS

- UCA: Ferbia Allen (TE), Randall Mackey (RB), Mike Marry (LB), Bryson Rose (K)
- UTEP: Randall Mackey (RB), Mike Marry (LB), Bryson Rose (K)
- TEX: Randall Mackey (RB), Mike Marry (LB), Bryson Rose (K)
- TUL: Randall Mackey (RB), Mike Marry (LB), Bryson Rose (K)
- ALA: Randall Mackey (RB), Mike Marry (LB), Bryson Rose (K)
- TAMU: Randall Mackey (RB), Mike Marry (LB), Bryson Rose (K)
- AUB: Randall Mackey (RB), Mike Marry (LB), Bryson Rose (K)
- ARK: Randall Mackey (RB), Mike Marry (LB), Bryson Rose (K)
- UGA: Randall Mackey (RB), Mike Marry (LB), Bryson Rose (K)
- VU: Randall Mackey (RB), Mike Marry (LB), Bryson Rose (K)

2012 COIN TOSSES

	Coin Toss	Game Result
UCA:	Won	W, 49-27
UTEP:	Won	W, 28-10
TEX:	Lost	L, 31-66
TUL:	Won	W, 39-0
ALA:	Lost	L, 14-33
TAMU:	Won	L, 27-30
AUB:	Won	W, 41-20
ARK:	Won	W, 30-27
UGA:	Lost	L, 10-37
VU:	Won	L, 26-27

CLIMBING THE RECORD BOOKS

Current Rebels are moving up the school record books in the following categories:

CAREER POINTS SCORED

Player, Position, Years	Points
Jonathan Nichols, K, 2001-04	344
Joshua Shene, K, 2006-09	310
Deuce McAllister, RB, 1997-2000	246
Bryson Rose, K, 2009-pres.	219

CAREER RUSHING YARDS

Player, Position, Years	Yards
Deuce McAllister, RB, 1997-2000	3060
Joe Gunn, RB, 1998-2001	2749
Kayo Dottley, FB, 1947-50	2654
Brandon Bolden, RB, 2008-11	2604
Dou Innocent, FB-RB, 1991-92, 1994-95	2322
BenJarvus Green-Ellis, RB, 2006-07	2137
Leon Perry, FB, 1976-79	2135
Dexter McCluster, RB-WR, 2006-09	1955
Charlie Flowers, FB, 1957-59	1730
John Avery, RB, 1996-97	1650
Jeff Scott, RB, 2010-pres.	1638

CAREER RUSHING TOUCHDOWNS

Player, Years	No.
Deuce McAllister, 1997-2000	37
Brandon Bolden, 2008-11	27
John Fourcade, 1978-81	22
Joe Gunn, 1998-2001	22
Kayo Dottley, 1947-50	21
Randy Baldwin, 1989-90	20
Merle Hapes, 1939-41	19
Leon Perry, 1976-79	18
Stephen Ainsworth, 1970-72	17
Jeff Scott, 2010-pres.	15
Marvin Courtney, 1990-93	15
Dexter McCluster, 2006-09	15

CAREER ALL-PURPOSE YARDS

Player, Years	Yards
Deuce McAllister, 1997-2000	4889
Dexter McCluster, 2006-09	4089
Brandon Bolden, 2008-11	3681
Mike Wallace, 2005-08	3396
Chris Collins, 2000-03	3274
Mike Espy, 2002-05	3240
J.R. Ambrose, 1984-87	3186
Joe Gunn, 1998-2001	3123
Doug Cunningham, 1964-66	2928
Junie Hovious, 1938-41	2900
Freddie Lee Williams, 1976-79	2872
Dou Innocent, 1991-92; 1994-95	2835
Kayo Dottley, 1947-50	2826
Jeff Scott, 2010-pres.	2769

ROSE WINS GAME, THEN WINS AWARD

Senior K **Bryson Rose** kicked the game-winning 31-yard field goal as time expired in the Rebels' 30-27 win at Arkansas, which earned him SEC Special Teams Player of the Week honors. He converted all three field goal attempts on the afternoon, including a career-long 53-yarder, which marked the sixth-longest kick in school history. He also received the same SEC weekly honor following the Auburn game.

WALLACE MAKES HISTORY AGAINST AUBURN

Sophomore QB **Bo Wallace** became the first player in school history to score a rushing, passing and receiving touchdown in the same game when he achieved the feat versus Auburn. He accounted for four total TDs, scoring twice by the rush. The Rebels capped their first drive of the game with Wallace making his first career reception for a 25-yard score on a halfback pass from **Randall Mackey**. He was the first player in the NCAA with a rushing, passing and receiving TD since Michigan's Vincent Smith against Minnesota on Oct. 1 last year. Since then, Oregon's Marcus Mariota has also achieved that trifecta (vs. Arizona State).

DAN WERNER NOMINATED FOR COURAGE AWARD

Dan Werner is a nominee for the 2012 Discover Orange Bowl-FWAA Courage Award, to be announced at the end of the season. Werner, the Rebels' co-offensive coordinator and quarterbacks coach, has returned to college coaching – while remaining focused on his primary duties as a fulltime single father – after the death of his wife in 2009.

CHUCKY MULLINS COURAGE AWARD

In the spring, senior DE **Jason Jones** was selected as the 2012 recipient of the Chucky Mullins Courage Award, which goes to a defensive player each year. The award, sponsored by Phi Beta Sigma fraternity, honors the late Chucky Mullins, who had his Ole Miss career come to an end during the 1989 Homecoming game against Vanderbilt when he was paralyzed after making a tackle. After returning to his studies at Ole Miss, Mullins passed away on May 6, 1991. Jones will wear the No. 38 jersey in Mullins' honor this season.

SEC COMMUNITY SERVICE TEAM: DEVIN THOMAS

Senior RB **Devin Thomas** is a member of the 2012 SEC Football Community Service Team. Thomas has visited with children at St. Jude's Children's Hospital and read at local elementary schools as part of "Reading with the Rebels." He took part in a toy drive for Toys for Tots, the SEC's "Together We Can" food drive and Relay for Life. The San Antonio, Texas native has volunteered to clean up The Grove after football gamedays on the Ole Miss campus and participated with his Alpha Phi Alpha fraternity in Project Alpha, in which college students mentor inner-city youth.

GRADUATING REBELS

The following Ole Miss football student-athletes have already received their undergraduate degrees: TE **Ferbia Allen** (B.A. in Park & Recreation Management), OL **A.J. Hawkins** (B.A. in Journalism), ATH **Randall Mackey** (B.S. in Criminal Justice), K **Bryson Rose** (B.S. in Criminal Justice) and LB **D.T. Shackelford** (B.A. in History).

GRIFFING RECOGNIZED AS SEC LEGEND

Glynn Griffing has been selected as the Rebels' representative for the 2012 SEC Football Legends Class. Griffing was the quarterback and co-captain of Ole Miss' undefeated 1962 national championship team, which is celebrating its 50th anniversary this year. It is the only perfect season in school history. The SEC Legends class will be honored at the 2012 SEC Football "Weekend of Champions" Nov. 30-Dec. 1 in Atlanta. The annual SEC Legends Dinner presented by AT&T will be held Nov. 30 at the Hyatt Regency in Atlanta and the group will also be recognized prior to the SEC Championship Game, which will be held at the Georgia Dome on Dec. 1.

FORWARD TOGETHER REBELS

The Forward Together capital campaign, which seeks to raise \$150 million in support of a comprehensive initiative aimed at new facility construction and existing facility enhancements for Ole Miss Athletics, reached approximately \$75 million by the start of the 2012 football season. Among the football improvements planned are renovations and improvements to Vaught-Hemingway Stadium concourse area, expansion of the north endzone to improve the overall aesthetic look and feel of the stadium and creation of an Ole Miss Athletics Hall of Fame. The plans also include a new, state-of-the-art basketball arena to replace Tad Smith Coliseum.

GAME-BY-GAME NOTES

CENTRAL ARKANSAS:

GENERAL NOTES

• This game marked the kickoff of the 118th season of football at Ole Miss and the first under head coach **Hugh Freeze** ... The Rebels are now 87-26-5 all-time in season openers (.759 winning percentage) and have taken 14 of the last 17 ... The Rebels are now 6-1 against D-I FCS opponents since the NCAA adopted its current format in 2007.

OFFENSIVE NOTES

• Ole Miss' 49 points were the most scored in a game since putting 55 on the board against Fresno State in 2010.

• The Rebels' 565 total offensive yards were the most since Fresno State in 2010 (578) and their 330 passing yards were the most since Arkansas in 2009 (332).

• The Rebels' 80.6 completion percentage against UCA was the best single-game percentage by an Ole Miss team since the 2001 Middle Tennessee game (also 25-for-31, 80.6 percent).

• Sophomore QB **Bo Wallace** made his Rebel debut as the starting signal caller and set a school record for total offense in an Ole Miss debut, amassing 346 yards ... He passed for 264 yards on 20-of-24 attempts with two TDs and an interception and was the Rebels' leading rusher with 82 yards on 13 carries and a TD ... Junior QB **Barry Brunetti** recorded his first two touchdowns as a Rebel with an 11-yard pass to Jamal Mosley and an 11-yard run of his own, both in the fourth quarter.

• Sophomore WR **Donte Moncrief** recorded his first career game with 100 receiving yards, catching eight passes for 104 yards and a TD ... Junior WR **Philander Moore** caught his first touchdown as a Rebel on a 25-yard reception from Wallace in the fourth quarter ... Senior TE **Jamal Mosley** posted career highs with four catches and 79 receiving yards and caught the second touchdown of his career with an 11-yard reception from Brunetti in the fourth quarter ... Junior WR **Korvic Neat** posted career highs with six catches for 75 yards.

• Freshman RB **Jaylen Walton** ran in a 10-yard touchdown on his first career touch in the first quarter.

DEFENSIVE NOTES

• Redshirt freshman LB **Denzel Nkemdiche** made his Rebel debut and led all tacklers with eight, including three TFLs ... Junior DB **Dehendret Collins** also made his debut and had seven tackles and a pass break-up.

• Junior DB **Frank Crawford** picked off the first pass of his career in the fourth quarter.

• Senior **E.J. Epperson** earned the start at defensive end after spending the first three years of his Rebel career on the offensive side of the ball.

SPECIAL TEAMS NOTES

• Freshman **Nathan Noble** made his Rebel debut as the kickoff specialist, and senior **Jim Broadway** made his Rebel debut as the punter ... Both are non-scholarship members of the Ole Miss team.

UTEP:

GENERAL NOTES

• This game was the second meeting all-time between Ole Miss and UTEP ... The series is now tied 1-1 ... Ole Miss is now 40-9 in its last 49 non-conference games in Oxford and has won 13 of the last 16 ... The Rebels are now 129-52-2 against current members of Conference USA ... The Rebels beat a team from Texas in Oxford for the first time since downing SMU 23-15 in 1997.

OFFENSIVE NOTES

• Ole Miss rushed for more than 300 yards for the first time since rolling up 425 yards on the ground against Fresno State in 2010.

• Sophomore QB **Bo Wallace** completed 15 of 22 passes for 174 yards and three touchdowns, while rushing 11 times for 53 yards and another TD ... After his first two games as a Rebel, he has racked up 438 passing yards and 135 rushing yards.

• In his season debut, junior RB **Jeff Scott** rushed for 111 yards on 12 carries, his fourth career 100-yard rushing game.

• Wallace and sophomore WR **Donte Moncrief** connected on a touchdown play of 50+ yards for the second straight game ... Moncrief caught a 55-yard pass from Wallace for the Rebels' first score of the game at 10:32 in the first quarter.

• Freshman RB **Jaylen Walton** found the endzone for the second straight game to start his collegiate career ... He caught a 51-yard TD pass from Wallace in the 2nd quarter.

• Ole Miss led 21-0 halftime ... The last time the Rebels led by at least 21 points at the break was against Tulane in 2010 (24-3).

DEFENSIVE NOTES

• The Miners' 10 points were the fewest allowed by Ole Miss since beating Oklahoma State 21-7 in the 2009 Cotton Bowl.

• Junior LB **Mike Marry** led the team with eight tackles ... Sophomore DB **Cody Prewitt** had seven tackles, a sack and an interception.

SPECIAL TEAMS NOTES

• Senior P **Jim Broadway** punted three times for an average of 48.0 yards.

TEXAS:

GENERAL NOTES

• This game was the seventh all-time between Ole Miss and Texas and the first meeting in Oxford ... Texas now leads the series 6-1 ... The attendance was 61,797, the fourth-largest in Vaught-Hemingway Stadium history and the largest ever for a non-conference game in Oxford.

OFFENSIVE NOTES

• Sophomore WR **Donte Moncrief** posted a career high with 144 receiving yards in the game, on seven catches.

• Sophomore QB **Bo Wallace** and Moncrief con-

WHAT A SEASON

Ole Miss is putting up some of the best team and individual season statistics in school history:

TOTAL OFFENSE AVERAGE (TEAM)

Season	Game Average
2003	433.2
1961	419.2
2001	415.0
2012	413.2
2008	407.6
2009	402.4

POINTS SCORED (TEAM)

Season	Points
2003	442
2008	417
2001	391
2009	384
2010	367
2002	351
1959	329
1961	326
1971	322
2000	314
1969	307
1999	296
2012	295

PASSING AVERAGE (TEAM)

Season	Game Average
2003	286.0
2001	270.7
2002	264.4
2012	247.6
1997	242.5

PASSING YARDS (PLAYER)

Player, Position, Year	Yards
Eli Manning, QB, 2003	3600
Eli Manning, QB, 2002	3401
Eli Manning, QB, 2001	2948
Jevan Snead, QB, 2008	2762
Stewart Patridge, QB, 1997	2667
Jevan Snead, QB, 2009	2632
John Darnell, QB, 1989	2326
Romaro Miller, QB, 1998	2273
Bo Wallace, QB, 2012	2239

TOTAL OFFENSE (PLAYER)

Player, Position, Year	Yards
Eli Manning, QB, 2003	3572
Eli Manning, QB, 2002	3281
Eli Manning, QB, 2001	2957
Jevan Snead, QB, 2008	2822
Jevan Snead, QB, 2009	2733
Jeremiah Masoli, QB, 2010	2583
Stewart Patridge, QB, 1997	2559
Bo Wallace, QB, 2012	2508

RECEPTIONS (PLAYER)

Player, Position, Year	No. (Yds)
Chris Collins, SE, 2003	77 (949)
Shay Hodge, SE, 2009	70 (1,135)
LeMay Thomas, SE, 1995	56 (801)
Chris Collins, WR, 2002	55 (812)
Floyd Franks, SE, 1969	54 (720)
Chris Collins, SE, 2001	54 (692)
Bill Flowers, WR, 2002	53 (588)
Mike Espy, WR, 2005	52 (543)
Barney Poole, E, 1947	52 (511)
Donte Moncrief, WR, 2012	47 (614)

2012 IN-SEASON HONORS**A.J. HAWKINS | OG**

- Week 2 SEC Co-Offensive Lineman of the Week

C.J. JOHNSON | DE

- Week 1 SEC Co-Defensive Lineman of the Week

DONTE MONCRIEF | WR

- Biletnikoff Award Watch List
- Midseason All-SEC second team (Phil Steele)
- Week 3 National WR of the Week - honorable mention (College Football Performance Awards)

AARON MORRIS | OG

- Week 4 SEC Offensive Lineman of the Week

DENZEL NKEMDICHE | LB

- National Freshman Performer of the Year Watch List (College Football Performance Awards)
- Midseason All-SEC third team (Phil Steele)
- Week 11 National Linebacker of the Week - hon. mention (College Football Performance Awards)
- Week 5 SEC Co-Defensive Player of the Week
- Week 5 National Linebacker of the Week (College Football Performance Awards)

CODY PREWITT | FS

- Midseason All-SEC third team (Phil Steele)
- Week 6 National DB of the Week - honorable mention (College Football Performance Awards)

BRYSON ROSE | K

- Burlsworth Trophy nominee (nation's top walk-on player)
- Week 11 National PK of the Week - honorable mention (College Football Performance Awards)
- Week 9 SEC Special Teams Player of the Week
- Week 9 SEC Special Teams Player of the Week (SouthernPigskin.com)
- Week 9 National PK of the Week - honorable mention (College Football Performance Awards)
- Week 7 SEC Co-Special Teams Player of the Week
- Week 4 National PK of the Week - honorable mention (College Football Performance Awards)

CHARLES SAWYER | DB

- Week 9 SEC X-Factor of the Week (SouthernPigskin.com)

JEFF SCOTT | RB

- Week 7 National All-Purpose Performer of the Week - honorable mention (College Football Performance Awards)

DEVIN THOMAS | RB

- SEC Community Service Team

BO WALLACE | QB

- Conerly Trophy nominee (top college football player in Mississippi)

JAYLEN WALTON | RB/RS

- Week 3 National Kickoff Returner of the Week (College Football Performance Awards)
- Week 3 SEC Special Teams Player of the Week (SouthernPigskin.com)

nected on a 75-yard touchdown pass play, which was a career long for both players ... It was the duo's third straight game with a scoring pass of 50+yards.

- Junior RB **Jeff Scott** scored on a 48-yard rushing TD, the longest scoring run by a Rebel since Scott's own 69-yard run against Fresno State last year.

DEFENSIVE NOTES

- With Texas' 66 points, Ole Miss allowed the most points in a game in its modern history (since 1933) and the most since giving up 69 to Sewanee in 1917.
- Junior DB **Charles Sawyer** posted a career-high 12 tackles, his fourth career game in double digits.

SPECIAL TEAMS NOTES

- Freshman **Jaylen Walton** tied a school record with a 100-yard kick return for a touchdown, his first career touchdown return. It was the fifth 100-yard kick return in school history.

TULANE:GENERAL NOTES

- This game was the 71st all-time between Ole Miss and Tulane ... Ole Miss now leads the series 43-28 overall and 27-25 in New Orleans ... Ole Miss has won 11 straight games against Tulane ... The Rebels are now 130-52-2 against current members of Conference USA ... The Rebels' 26 points in the first quarter were the most points in a quarter since scoring 28 in the fourth quarter against Memphis in the 2009 season opener.

OFFENSIVE NOTES

- The Rebels eclipsed 300 rushing yards for the second time this year.
- Ole Miss completed a pass to 10 different receivers in the game.
- Junior RB **Jeff Scott** had a pair of touchdown runs, his first multi-score game since finding the end zone twice against Fresno State last year.
- Junior WR **Ja-Mes Logan** scored a 14-yard touchdown on a reverse, which was his first career rushing attempt.

DEFENSIVE NOTES

- The Ole Miss defense pitched its first shutout since beating Mississippi State 45-0 in 2008.
- Ole Miss held the opponent to less than 50 rushing yards for the second time this season ... The Green Wave gained only 14 yards on the ground.
- Redshirt-freshman LB **Denzel Nkemdiche**, junior DB **Dehendret Collins** and redshirt-freshman DB **Chief Brown** all snagged their first career interceptions.

SPECIAL TEAMS NOTES

- Senior K **Bryson Rose** connected on both of his field goal attempts, including a career-long 47-yarder.

ALABAMA:GENERAL NOTES

- This game was the 60th meeting all-time between Ole Miss and Alabama ... The Crimson Tide now leads the series 46-9-2 (Ole Miss has one win by forfeit, Alabama had three of its wins vacated) ... Attendance at Bryant-Denny Stadium was 101,821 ... Ole Miss led Alabama 7-6, becoming the first team to hold a lead against the Crimson Tide this season ... The Rebels are now 30-46-3 all-time in SEC openers and have dropped nine straight.

OFFENSIVE NOTES

- Junior RB **Jeff Scott's** second-quarter touchdown run gives him four scores in the last three games.
- Sophomore WR **Vince Sanders** caught a career-high seven passes for 46 yards.
- Senior RB **Randall Mackey** scored his third rushing TD of the season on his first carry of the game.

DEFENSIVE NOTES

- Redshirt-freshman LB **Denzel Nkemdiche** posted a career-high 11 tackles, including three for loss, and forced two fumbles.
- Sophomore FS **Cody Prewitt** posted a career-high 13 tackles.

SPECIAL TEAMS NOTES

- Both freshman **Nathan Noble** and senior **Bryson Rose** kicked off in this game.
- Junior **Philander Moore** registered the longest punt return of his career with a 10-yard return.

TEXAS A&M:GENERAL NOTES

- This meeting was the fifth all-time between Ole Miss and Texas A&M and the first with both teams as members of the SEC ... Attendance was 55,343 ... The Rebels have now dropped eight straight SEC home openers.

OFFENSIVE NOTES

- With 108 rushing yards, junior RB **Jeff Scott** posted his second 100-yard rushing game of the season and the fifth of his career ... His first-quarter touchdown run gives him five scores in the last four games.
- Sophomore QB **Bo Wallace's** season-high 305 passing yards marked the first time a Rebel signal caller has thrown for 300 yards since Jeremiah Masoli against Arkansas in 2010.
- A 68-yard pass play between **Bo Wallace** and **Randall Mackey** in the second quarter was the longest reception of Mackey's career and it set up a touchdown run by Wallace.
- Sophomore WR **Donte Moncrief** notched his fifth touchdown catch of the season with a 4-yarder from Bo Wallace in the fourth quarter ... Moncrief finished with six catches for 73 yards.
- Junior WR **Ja-Mes Logan** caught a career-high six passes for 53 yards.
- Sophomore WR **Vince Sanders** recorded a career high in receiving yards (81) for the 2nd straight game.
- With 464 total offensive yards, Ole Miss recorded at least 450 for the fourth time in six games.

DEFENSIVE NOTES

- Ole Miss forced a season-high six turnovers (four fumbles, two interceptions) against a Texas A&M team that had only turned the ball over once in its first four games.
- Sophomore FS **Cody Prewitt** had six tackles, forced two fumbles, recovered a fumble and intercepted a pass.
- Ole Miss recorded 13 tackles for loss, including 4 sacks.
- Junior DB **Dehendret Collins** became the first person to intercept a Johnny Manziel pass this year ... It was Collins' second pick of the season.

SPECIAL TEAMS NOTES

- Senior K **Bryson Rose** booted a 46-yard field goal in the first quarter, the second-longest make of his career.

AUBURN:GENERAL NOTES

- This meeting was the 37th all-time between Ole Miss and Auburn dating back to 1928 ... Auburn now leads the all-time series 27-10 ... Ole Miss beat the Tigers for the first time since 2008 ... The attendance was 57,068 ... This was Ole Miss' first SEC win since beating Kentucky 42-35 on Oct. 2, 2010 ... This was the 85th Homecoming game at Ole Miss dating back to 1924 ... The Rebels are now 68-15-2 (.812 winning percentage) in Homecoming games and have won 14 of their last 16.

OFFENSIVE NOTES

- The Rebels' 41 points were the most in an SEC game since they beat Kentucky 42-35 in 2010.
- It was Ole Miss' most points against Auburn since a 45-21 win in 1992.
- Sophomore QB **Bo Wallace** became the first player in school history with touchdowns by rushing, passing and receiving in the game ... He reached the end zone on his first career reception, a 25-yarder on a halfback pass from **Randall Mackey** ... He had two rushing touchdowns, the first Rebel QB to do that since Jeremiah Masoli against LSU in 2010.
- Ole Miss completed a pass to nine different receivers, second-most in a game this year.
- With 137 rushing yards, junior RB **Jeff Scott** posted his third 100-yard rushing game of the season and the sixth of his career ... He finished one yard shy of his career high.
- Scott's 207 all-purpose yards were seven shy of his career high.
- Scott's 70 receiving yards were a career high, and his 55-yard touchdown catch in the fourth quarter was the longest reception of his career.
- Ole Miss committed no turnovers for the first time this season.
- With 451 total offensive yards, Ole Miss recorded at least 450 for the fifth time in seven games.

DEFENSIVE NOTES

- Ole Miss scored its first defensive touchdown of the season on a first-quarter fumble recovery by sophomore DE **C.J. Johnson**.

- Junior LB **Mike Marry** made his first career interception late in the fourth quarter to seal the Rebel victory.

- Sophomore FS **Cody Prewitt** led the team with nine tackles (six solo).

SPECIAL TEAMS NOTES

- With 11 points in the game (2-2 FGs, 5-5 PATs), senior K **Bryson Rose** moved into fifth place on the all-time Ole Miss list for points by a kicker (189) ... He moved into third place all-time with 93 career PATs.

ARKANSAS:GENERAL NOTES

- This meeting was the 59th all-time between Ole Miss and Arkansas dating back to 1908 ... Arkansas now leads the all-time series 31-27-1, while Ole Miss improved its lead in Little Rock to 8-6-1 ... The attendance was 55,378 ... This was Ole Miss' first SEC road win since beating Vanderbilt 23-7 on Oct. 3, 2009.

OFFENSIVE NOTES

- Ole Miss scored in all five of its red zone chances, improving its season mark to 92.3 percent.
- Sophomore QB **Bo Wallace** completed a career-best 29 passes on a career-high 37 attempts for 278 yards and a touchdown.
- Junior ATH **Randall Mackey** started as a WR for the first time this year and set career highs with seven receptions and 99 receiving yards.

- Junior RB **Jeff Scott** scored his team-leading seventh touchdown of the year on a second-quarter 1-yard run.

- Sophomore WR **Vince Sanders** scored the first touchdown of his career on a 4-yard reception in the second quarter.

DEFENSIVE NOTES

- Ole Miss shut out the Hogs in the third quarter and have allowed only three third-quarter points to SEC foes this year (an Auburn field goal).

- Redshirt-freshman LB **Denzel Nkemdiche** grabbed his second interception of the year to set up a third-quarter field goal drive.

- Junior DB **Charles Sawyer** collected his first interception of the year and the seventh of his career.

SPECIAL TEAMS NOTES

- Senior K **Bryson Rose** nailed the game-winning 31-yard field goal as time expired ... He finished the game 3-of-3 on field goals and 3-of-3 on PATs.

- Rose also booted a career-best 53-yard field goal early in the fourth quarter, the sixth-longest make in school history.

- Junior DB **Charles Sawyer** blocked a punt, scooped it and returned it 37 yards to set up a Rebel touchdown drive ... It was the first Ole Miss blocked punt since Dustin Mouzon against Alabama in 2007.

- Freshman walk-on RB **Carlos Davis** made his college debut as a member of the kickoff team and posted a nice tackle to hold Arkansas to a 4-yard return at the close of the second quarter.

2012 PRESEASON HONORS**CHARLES SAWYER | S**

- Third Team All-SEC (Athlon, Phil Steele, SEC Coaches)

DONTE MONCRIEF | WR

- Fourth Team All-SEC (Phil Steele)

MIKE MARRY | LB

- Fourth Team All-SEC (Phil Steele)

TYLER CAMPBELL | P

- Ray Guy Award Watch List
- Second Team All-SEC (Birmingham News)
- Third Team All-SEC (Athlon, Lindy's, SEC Coaches)

JEFF SCOTT | RB/RS

- Paul Hornung Award Watch List
- First Team All-SEC (USA Today)

EVAN SWINDALL | C

- Rimington Trophy Watch List

OLE MISS RANKINGSThe University of Mississippi

- No. 1 Most Beautiful Campus (Newsweek)
- Top 20 Best Buy Colleges (Forbes)
- Top 10 Safest Campuses in the Nation (CollegeSafe.com)
- Top 3 Honors College (Reader's Digest)
- Top 10 Accountancy School (Public Accounting Report)
- Top 5 Law School for value & job placement (National Jurist)

Tailgating in The Grove

- Nation's No. 1 Tailgating School (Sports Illustrated)
- "Top Tailgating Spot" (Tailgater Monthly)
- "The Holy Grail of tailgating sites" (The Sporting News)
- "The mother and mistress of outdoor ritual mayhem" (New York Times)
- "The mecca of tailgating in American sports" (Columbia Missourian)
- "In Oxford lies the most magical place on all of God's green, football-playing Earth: the Grove." (SI on Campus)

OXFORD, MS RANKINGS

- Top 6 College Towns in America (USA Today)
- No. 2 College Town in America (Livability.com)
- Top 10 Coolest College Towns in America (Travel & Leisure)
- No. 15 Fastest-Growing Small Town (Forbes)
- Top 20 Best Small Towns in America (Smithsonian)
- 100 Best Small Towns (USA Today)
- Top 100 Places to Live (Money Magazine)

OVERTIME GAMES

ALL-TIME RECORD: 6-6

1997	—	Won 1, Loss 0		
Aug. 30	Central Florida, Oxford (ot)		OM 24	Opp 23
1998	—	Won 2, Lost 1		
Sept. 26	SMU, Dallas (ot)		OM 48	Opp 41
Oct. 10	Alabama, Tuscaloosa (ot)		OM 17	Opp 20
Oct. 31	LSU, Oxford (ot)		OM 37	Opp 31
1999	—	Won 1, Lost 1		
Sept. 18	Vanderbilt, Oxford (ot)		OM 34	Opp 37
Sept. 25	Auburn, Auburn (ot)		OM 24	Opp 17
2000	—	Won 1, Lost 0		
Oct. 28	UNLV, Oxford (ot)		OM 43	Opp 40
2001	—	Won 0, Lost 1		
Nov. 3	Arkansas, Oxford (7 ot)		OM 56	Opp 58
2004	—	Won 1, Lost 0		
Sept. 18	Vanderbilt, Oxford (ot)		OM 26	Opp 23
2006	—	Won 0, Lost 2		
Oct. 14	Alabama, Tuscaloosa (ot)		OM 23	Opp 26
Nov. 18	LSU, Baton Rouge (ot)		OM 20	Opp 23
2010	—	Won 0, Lost 1		
Sept. 4	Jacksonville St., Oxford (2 ot)		OM 48	Opp 49

REBEL STREAKS

Longest Winning Streak: 13; streak began with win over North Texas State, 33-0 (10-1-55) through Vanderbilt, 16-0 (10-13-56); streak ended with loss to Tulane 10-3 (10-20-56)

Longest Losing Streak: 7, twice; most recent streak began with loss to Alabama, 52-7 (10-15-11) through Mississippi State, 31-3 (11-26-11); streak ended with win over Central Arkansas, 49-27 (9-1-12); former streak began with loss to Alabama, 35-21 (10-5-74) through Mississippi State, 31-13 (11-23-74); streak ended with win over Tulane, 26-10 (11-30-74)

Longest Home Winning Streak: 21; streak began with win over LSU, 28-0 (11-1-52) through Chattanooga, 58-0 (11-7-59); streak ended with a tie to LSU, 6-6 (10-29-60)

Most Consecutive Wins Over an Opponent in a Series: 17; Memphis, 1921-1962; streak ended with a tie to Memphis, 0-0 (9-21-63)

Most Consecutive Winning Seasons: 13 (1951-1963)

Most Consecutive Non-Losing Seasons: 24 (1950-1973)

Most Consecutive Shutouts: 6 (1910-11, 1933)

Most Consecutive Seasons Playing in a Bowl Game: 15 (1957-1971)

GEORGIA:

GENERAL NOTES

• This meeting was the 45th all-time between Ole Miss and Georgia, dating back to 1940 ... Georgia now leads the series 32-12-1 and 18-4-1 in Athens ... The Bulldogs have won 10 straight in the series ... Attendance was 92,746 ... In No. 6 Georgia, the Rebels faced their third ranked opponent of the year.

OFFENSIVE NOTES

• Ole Miss scored in its only two red zone chances, improving its season mark to 28 of 30 (93.3 percent).

• Sophomore QB **Bo Wallace** finished the game 16-of-25 for 187 yards with one TD and one pick.

• Senior TE **Ferbia Allen** notched a career-long 51-yard reception on the Rebels' first drive of the game ... That set up **Bryson Rose's** 34-yard FG to give the Rebels a 3-0 lead early in the game.

• Senior TE **Jamal Mosley** caught his second touchdown of the season to give the Rebels a 10-0 lead early in the second quarter.

• Sophomore WR **Donte Moncrief** snapped a 14-game streak with at least one reception, and it marked just the second game of his career to not catch a pass.

DEFENSIVE NOTES

• Ole Miss had five sacks, nearly doubling its season average of 2.75 entering the game, which ranked fourth in the SEC.

• Ole Miss shut out the Bulldogs in the first quarter, marking the fourth time this year they've held an opponent scoreless in the first quarter.

• Redshirt-freshman LB **Denzel Nkemdiche** had two forced fumbles in the second quarter bringing his total to four on the year ... He also had two at No. 1 Alabama.

• Sophomore FS **Cody Prewitt** recorded his second fumble recovery of the year and third of his career.

• Prewitt led the team with 11 tackles, his second double-digit game of the year.

SPECIAL TEAMS NOTES

• Senior K **Bryson Rose** connected on a 34-yard field goal to give the Rebels an early 3-0 lead with 12:06 in the first quarter ... He finished the game with one field goal and one PAT.

• Senior P **Jim Broadway** punted a career-high eight times for an average of 45.6 yards.

VANDERBILT:

GENERAL NOTES

• This meeting was the 87th meeting between Ole Miss and Vanderbilt dating back to 1894 ... The series now stands at 47-37-2 for the Rebels and 22-6 in Oxford ... Vanderbilt has won five of the last six meetings, including three straight in Oxford ... This game was the second sellout of the season at Vaught-Hemingway, with attendance at 60,572.

OFFENSIVE NOTES

• The Rebels totaled a season-high 403 passing yards ... Vanderbilt came into the game allowing opponents just 151.9 yards passing per game.

• Ole Miss was a perfect 5-of-5 in the red zone and is now a perfect 22-of-22 in red zone scoring against league teams (13 TDs, 9 FGs).

• With no turnovers in the game, the Rebels remained without a turnover in the red zone this year ... They came into the game as the only SEC team without a turnover inside the red zone this year.

• **Bo Wallace** notched a career-high 403 passing yards ... His previous high was 305 against Texas A&M.

• The last time Ole Miss had 400 yards passing came in 2003 against Texas Tech (409).

• The Rebels had four receivers with at least five receptions (**Donte Moncrief** 8, **Ja-Mes Logan** 8, **Korvic Neat** 5, **Vince Sanders** 5)

• Junior WR **Ja-Mes Logan** posted a career-high 160 receiving yards on eight receptions, marking his first 100-yard career receiving game.

• **Vince Sanders** recorded his second touchdown reception of the season, a nine-yard pass from **Bo Wallace**.

DEFENSIVE NOTES

• The Rebels held Vanderbilt to 92 yards rushing, 81 yards below their average of 172.9 yards per game.

• **Chief Brown** notched his first career forced fumble in the first quarter, which led to the Rebels' first touchdown.

• **Charles Sawyer** recorded his third career fumble recovery ... He has now had a fumble recovery in each of his three seasons.

• The Rebels tallied 14 TFLs on the night.

• **Cody Prewitt** led the Rebels with seven tackles, including two TFLs.

SPECIAL TEAMS NOTES

• Senior K **Bryson Rose** finished the game with 14 points ... He was 4 of 5 in FGs and made two PATs ... He remained perfect on the season in PATs at 34-34.

HEAD COACH HUGH FREEZE

A Mississippi native, inspirational leader and one of the nation's top rising coaches, Hugh Freeze was the first choice to return championships to Ole Miss Football and was introduced as the Rebels' 37th head coach on December 5, 2011.

Freeze, a noted speaker and recruiter throughout his career, has enjoyed success at nearly every coaching level over the past 18 years, from high school to NAIA to FBS, and each stop has featured a high-scoring offense and the ability to motivate young people. The most recent stop for the former Ole Miss assistant was a record-setting run at Arkansas State.

With Freeze as head coach in 2011, the Red Wolves captured the Sun Belt Conference championship and became just the third school in Sun Belt history to finish undefeated in league play with a perfect 8-0 mark. The 10-2 overall record marked the program's first 10-win season since 1986, when ASU was a member of the I-AA Southland Conference.

In the best debut season ever by an A-State head coach, Freeze became just the 14th FBS first-year head coach to win 10 regular season games. He also returned ASU to a bowl game for the first time since 2005 and was named Sun Belt Coach of the Year.

While dominating the Sun Belt statistical categories, the Red Wolves finished the season ranked top 25 in the nation in total offense (24th), total defense (24th), passing offense (16th), rushing defense (13th), pass efficiency defense (21st), scoring defense (25th), tackles for loss (eighth) and sacks (15th). They were also one of only two teams in the NCAA to lead their conference in both total offense and defense.

Freeze's first season in Jonesboro saw him serve as Arkansas State's offensive coordinator, guiding the Red Wolves' offense to a record-breaking year in 2010.

He made an immediate impact on ASU's program, leading the team to a No. 43 national ranking in total offense one year after the Red Wolves finished toward the bottom of the NCAA FBS rankings at No. 95. In just their first year under Freeze's up-tempo spread offense, the Red Wolves broke nine offensive school records that included 4,841 yards of total offense ranked No. 2 in the Sun Belt Conference.

Prior to his arrival at Arkansas State, Freeze compiled a 20-5 record over the 2008 and 2009 seasons at the helm of the Lambuth University football program.

Freeze was named the American Football Coaches Association's Southeast Region Coach of the Year in 2009 after leading the Eagles to their best regular season in school history with an 11-0 record. Under Freeze's direction, Lambuth won the Mid-South Conference West Division, advanced to the second round of the NAIA playoffs for the first time since 1999, finished the year with a 12-1 mark and ascended to the No. 6 ranking in NAIA.

Prior to taking over as head coach at Lambuth, Freeze served on the Ole Miss staff from 2005-07, including the final two seasons as an assistant coach. He originally arrived in Oxford as Assistant Athletics Director for External Affairs before being named the Rebels' recruiting coordinator and tight ends coach before the 2006 season.

In his first year as recruiting coordinator, he helped bring in the nation's ninth-ranked recruiting class, the highest recorded rank in the history of the program. Ole Miss' 2007 signing class was tabbed 25th nationally, and he was responsible for nine commitments in the 2008 signing class.

While maintaining his duties as recruiting coordinator, he moved to wide receivers coach in 2007 and tutored current NFL star Mike Wallace to a top-10 SEC finish in receiving yards.

Before going to Ole Miss, Freeze served 13 years at Briarcrest Christian School in Memphis, Tenn., as a classroom teacher, coach and administrator. He was the Saints' head football coach from 1995 to 2004, running the no-huddle "spread system" for six years that led to six straight state championship games. He compiled a 99-23 record, which included an undefeated season in 1996, while at Briarcrest and led the school to state championship titles in 2002 and 2004.

FREEZE BREAKDOWN



PERSONAL INFORMATION

BORN: Sept. 27, 1969
HOMETOWN: Independence, Miss.
FAMILY: Wife Jill (Vaughn); daughters Ragan (8/27/98), Jordan (9/27/99); Madison (12/27/02)
EDUCATION:
 Senatobia High School (1988)
 Northwest Mississippi C.C. (1990)
 Southern Miss (1992) – B.S. in Mathematics

COACHING EXPERIENCE

Briarcrest Christian High School (Head Coach, 1995-2004; Assistant Coach, 1992-94)
 Ole Miss (Assistant Coach/Recruiting Coordinator, 2006-07; Assistant Athletics Director for Football External Affairs, 2005; Head Coach 2012-Present)
 Lambuth (Head Coach, 2008-09)
 San Jose State (Assistant Coach/Offensive Coordinator, Dec. 2009 - Feb. 2010)
 Arkansas State (Head Coach, 2011; Offensive Coordinator, 2010)

YEAR-BY-YEAR COLLEGIATE COACHING

Year	School	Record	Finish
2008	Lambuth	8-4	2nd MWC West
2009	Lambuth	12-1	1st MWC West
2011	Arkansas State	10-2	1st Sun Belt
2012	Ole Miss	5-5	
Totals (4 seasons)		35-12 (.745)	

COACHING HONORS

4-Time Associated Press HS Coach of the Year
 5-Time Region 8-AA Coach of the Year
 2009 Mid-South Conference Coach of the Year
 2009 AFCA Southeast Region Coach of the Year
 2011 Sun Belt Conference Coach of the Year



TOM ALLEN
Linebackers/Special Teams Coord.



MAURICE HARRIS
Tight Ends/Recruiting Coord. for Offense



GRANT HEARD
Wide Receivers



CHRIS KIFFIN
Defensive Line/Recruiting Coord. for Defense



MATT LUKE
Co-Offensive Coord./ Offensive Line



WESLEY McGRIFF
Co-Defensive Coord./ Cornerbacks



DERRICK NIX
Running Backs



DAN WERNER
Co-Offensive Coord./ Quarterbacks



DAVE WOMMACK
Defensive Coord./ Safeties

Offensive Graduate Assistant: Ben Aigama
Offensive Graduate Assistant: Ryan Trevathan
Defensive Graduate Assistant: Tray Scott
Defensive Graduate Assistant: Kane Wommack
Head Strength Coach: Paul Jackson
Asst. AD/Player Development: Corey Batoon
Asst. AD/High School & Junior College Relations: Barney Farrar
Head Athletic Trainer: Pat Jernigan
Recruiting Assistant: Bruce Johnson
Asst. AD/Football Operations: John Miller
Coord. of Recruiting Development: Tyler Siskey
Asst. Recruiting Director: Branden Wenzel

UPDATED DEPTH CHART

OFFENSE

WR(X)	12	Donte Moncrief (6-3, 216, SO-1L)
	88	Cody Core (6-3, 191, FR-HS)
LT	70	Emmanuel McCray (6-5, 316, JR-1L)
	60	Derrick Wilson (6-2, 326, JR-JC)
LG	72	Aaron Morris (6-5, 330, SO-1L)
	74	Jared Duke (6-7, 354, JR-2L)
C	56	Evan Swindall (6-4, 295, JR-2L)
	61	Ben Still (6-2, 280, FR-HS)
RG	76	A.J. Hawkins (6-1, 310, SR-3L)
	68	Justin Bell (6-3, 335, FR-RS)
RT	71	Pierce Burton (6-6, 289, JR-JC)
	77	Patrick Junen (6-3, 314, JR-2L)
TE	17	Jamal Mosley (6-4, 246, SR-1L)
	45	H.R. Greer (5-11, 222, SR-3L)
WR(Z)	10	Vince Sanders (6-1, 190, SO-1L)
	85	Ja-Mes Logan (6-3, 195, JR-2L)
WR(H)	85	Ja-Mes Logan (6-3, 195, JR-2L) OR
	28	Korvic Neat (5-9, 164, JR-2L)
QB	14	Bo Wallace (6-4, 204, SO-JC)
	11	Barry Brunetti (6-0, 212, JR-1L)
	9	Maikhail Miller (6-2, 240, FR-HS)
RB	3	Jeff Scott (5-7, 170, JR-2L) OR
	1	Randall Mackey (5-10, 195, SR-1L)
	6	Jaylen Walton (5-8, 167, FR-HS)
	5	I'Tavius Mathers (5-11, 196, FR-HS)

DEFENSE

DE	10	C.J. Johnson (6-3, 233, SO-1L)
	38	Jason Jones (6-3, 255, SR-2L)
DT	95	Bryon Bennett (6-2, 294, SO-1L)
	93	Uriah Grant (6-1, 298, SR-1L)
	92	Carlton Martin (6-2, 288, SO-1L)
NT	94	Issac Gross (6-1, 254, FR-HS)
	99	Gilbert Pena (6-4, 317, SR-1L)
	56	Woodrow Hamilton (6-3, 292, FR-RS)
DE	55	Cameron Whigham (6-3, 255, JR-2L)
	11	Channing Ward (6-4, 256, FR-HS)
	33	E.J. Epperson (6-3, 253, SR-3L)
MLB	52	Mike Marry (6-3, 256, JR-2L) OR
	15	Joel Kight (5-9, 222, SR-3L)
	24	Keith Lewis (6-1, 235, SO-1L)
OLB	4	Denzel Nkemdiche (5-11, 203, FR-RS)
	14	Serderius Bryant (5-9, 223, SO-1L)
Nickel	28	Mike Hilton (5-9, 175, FR-HS)
	13	Brishen Mathews (6-0, 200, JR-1L)
FCB	21	Senquez Golson (5-9, 188, SO-1L) OR
	19	Louis Covington (5-9, 162, JR-JC)
Rover	7	Trae Elston (6-0, 190, FR-HS)
	5	Frank Crawford (6-1, 180, JR-2L)
FS	25	Cody Prewitt (6-2, 214, SO-1L)
	8	Chief Brown (6-1, 202, FR-RS)
BCB	3	Charles Sawyer (5-11, 181, JR-2L)
	1	Dehendret Collins (5-10, 185, JR-JC)
Dime	2	Quintavius Burdette (5-11, 189, FR-HS)
	28	Mike Hilton (5-9, 175, FR-HS)

SPECIALISTS

PK	81	Bryson Rose (5-11, 202, SR-2L)
	91	Nathan Noble (6-4, 211, FR-HS)
P	82	Jim Broadway (6-0, 183, SR-Sq)
	97	Tyler Campbell (6-2, 220, SR-3L)
KO	81	Bryson Rose (5-11, 202, SR-2L)
	91	Nathan Noble (6-4, 211, FR-HS)
Holder	94	Chris Conley (5-8, 190, JR-1L)
	13	Robert Ratliff (6-0, 215, JR-Sq)
LS	59	Will Denny (5-10, 240, SO-1L)
	52	Will Few (6-3, 245, FR-HS)
KR	6	Jaylen Walton (5-8, 167, FR-HS) OR
	1	Randall Mackey (5-10, 195, SR-1L)
	34	Carlos Davis (5-9, 165, FR-HS)
PR	28	Korvic Neat (5-9, 164, JR-2L)
	3	Jeff Scott (5-7, 170, JR-2L)

PRONUNCIATION GUIDE

FERBIA Allen	FER-bee-uh	MAIKHAIL Miller	muh-KAIL
Barry BRUNETTI	brew-NET-ee	PHILANDER Moore	fu-LAND-ur
SERDERIUS Bryant	sir-DARE-ee-us	Denzel NKEMDICHE	kim-DEE-chee
DEHENDRET Collins	duh-HEN-drut	KORVIC Neat	CORE-vick
SENQUEZ Golson	sin-QWEZ	IVAN Nicholas	EYE-vun
ISSAC Gross	EYE-zak	Jack NUISMER	NEWS-mer
JA-MES Logan	ja-MEZZ	Gilbert PENA	PAIN-yuh
Joel KIGHT	KITE	Evan SWINDALL	swin-DOLL
I'TAVIUS Mathers	eye-TAY-vee-us	Dave WOMMACK	WAUM-uck
BRISHEN Mathews	BRIH-shin		

ALPHABETICAL			NUMERICAL ROSTER						
No.	Name	Pos.	No.	Name	Pos.	Ht.	Wt.	Yr.	Hometown/Previous School(s)
83	Ferbia Allen	TE	1	Dehendret Collins	DB	5-10	185	JR-JC	Meadville, Miss./Franklin County/Copiah-Lincoln CC
73	Darone Bailey	OL	1	Randall Mackey	ATH	5-10	195	SR-1L	Bastrop, La./Bastrop/East Mississippi CC
29	Abdul Bangura	DB	2	Quintavius Burdette	DB	5-11	189	FR-HS	Senatobia, Miss./Senatobia
68	Justin Bell	OL	3	Charles Sawyer	DB	5-11	181	JR-2L	Miami, Fla./Coral Reef
95	Bryon Bennett	DT	3	Jeff Scott	RB	5-7	170	JR-2L	Miami, Fla./Archbishop Carroll
35	Ontario Berry	DB	4	Denzel Nkemdiche	LB	5-11	203	FR-RS	Loganville, Ga./Grayson
48	Justin Bigham	RB	4	Nicholas Parker	RB	6-0	225	SO-Sq	Batesville, Miss./South Panola
15	Bo Brennan	QB	5	Frank Crawford	DB	6-1	180	JR-2L	Miami, Fla./Gulliver Prep
82	Jim Broadway	P	5	I'Tavius Mathers	RB	5-11	196	FR-HS	Murfreesboro, Tenn./Blackman
8	Chief Brown	DB	6	Wesley Pendleton	DB	5-11	175	SR-1L	Natchez, Miss./Natchez/Copiah-Lincoln CC
87	Matt Brown	TE	6	Jaylen Walton	RB	5-8	167	FR-HS	Memphis, Tenn./Ridgeway
90	Terrell Brown	OL	7	Trae Elston	DB	6-0	190	FR-HS	Oxford, Ala./Oxford
11	Barry Brunetti	QB	7	Jordan Holder	WR	5-11	177	JR-Sq	Bay Springs, Miss./Sylva Bay Academy
14	Serderius Bryant	LB	8	Chief Brown	DB	6-1	202	FR-RS	Winona, Miss./Winona
2	Quintavius Burdette	DB	8	Terrell Grant	WR	6-3	208	JR-2L	Cleveland, Miss./Cleveland
17	Tanner Burns	DB	9	Maikhal Miller	QB	6-2	240	FR-HS	Fulton, Miss./Itawamba Agricultural
71	Pierce Burton	OL	9	Ivan Nicholas	DB	5-10	195	SR-1L	Jacksonville, Fla./Lee/ASA College
41	Billy Busch	RB	10	C.J. Johnson	DE	6-3	233	SO-1L	Philadelphia, Miss./Philadelphia
97	Tyler Campbell	P	10	Vince Sanders	WR	6-1	190	SO-1L	Macon, Miss./Noxubee County
12	Cliff Coleman	DB	10	Barry Brunetti	QB	6-0	212	JR-1L	Memphis, Tenn./Memphis University School/West Virginia
1	Dehendret Collins	DB	11	Channing Ward	DE	6-4	256	FR-HS	Aberdeen, Miss./Aberdeen
94	Chris Conley	P	12	Cliff Coleman	DB	5-10	181	SO-1L	Lauderale Lakes, Fla./Boyd H. Anderson
78	Robert Conyers	OL	12	Donte Moncrief	WR	6-3	216	SO-1L	Raleigh, Miss./Raleigh
88	Cody Core	WR	13	Brishen Mathews	DB	6-0	200	JR-1L	Monticello, Ark./Monticello
19	Louis Covington	DB	13	Robert Ratliff	QB	6-2	217	JR-Sq	Fort Worth, Texas/Nolan Catholic/Sewanee
5	Frank Crawford	DB	14	Serderius Bryant	LB	5-9	223	SO-1L	Sanford, Fla./Seminole
34	Carlos Davis	RB	14	Bo Wallace	QB	6-4	204	SO-JC	Pulaski, Tenn./Giles County/Arkansas State/East Mississippi CC
59	Will Denny	LS	15	Bo Brennan	QB	6-2	169	FR-HS	Pass Christian, Miss./St. Stanislaus
74	Jared Duke	OL	15	Joel Kight	LB	5-9	222	SR-3L	Lithonia, Ga./Martin Luther King
82	Dylan Dyer	TE	16	Jay Hay	DB	5-9	175	FR-RS	Miami, Fla./Booker T. Washington
7	Trae Elston	DB	16	Collins Moore	WR	6-1	196	SO-1L	Madison, Ala./Bob Jones
33	E.J. Epperson	DE	17	Tanner Burns	DB	6-2	191	SR-Sq	San Jose, Calif./Valley Christian/San Jose State/Kansas State
52	Will Few	LS	17	Jamal Mosley	TE	6-4	246	SR-1L	Memphis, Tenn./Kingsbury/Oklahoma State/Northwest Mississippi CC
26	Andrew Fletcher	K	19	Louis Covington	DB	5-9	162	JR-JC	Baton Rouge, La./Central/Fullerton College
58	Corey Gaines	OL	19	Stewart Summers	QB	5-11	195	FR-HS	Madison, Miss./Pearl
37	Jordan Gallegos	WR	19	Justin Watts	K	5-11	185	FR-RS	Suwanee, Ga./Peachtree Ridge
20	Aaron Garbutt	LB	20	Aaron Garbutt	LB	6-1	213	SR-1L	Westminster, Calif./Westminster/Fullerton CC
67	Chris Gill	OL	20	Jeremy Reed	WR	5-6	150	JR-JC	Southaven, Miss./Southaven/East Mississippi CC
21	Senquez Golson	DB	21	Senquez Golson	DB	5-9	188	SO-1L	Pascagoula, Miss./Pascagoula
22	Tyriek Gracia	DB	21	J'mon Scott	RB	5-9	171	FR-HS	Lake Cormorant, Miss./Lake Cormorant
53	Tyler Gray	DL	22	Tyriek Gracia	DB	6-2	206	SO-Sq	Hialeah, Fla./American
8	Terrell Grant	WR	22	Philander Moore	WR	5-9	188	JR-1L	Austin, Texas/Bowie/Blinn CC
93	Uriah Grant	DT	23	Anthony Standifer	DB	6-0	182	FR-HS	Crete, Ill./Crete-Monee
45	H.R. Greer	TE	24	Keith Lewis	LB	6-1	235	SO-1L	Tampa, Fla./Freedom
94	Issac Gross	DL	25	Joshua Hall	WR	5-9	165	FR-HS	Olive Branch, Miss./Olive Branch
25	Joshua Hall	WR	25	Cody Prewitt	DB	6-2	214	SO-1L	Bay Springs, Miss./Sylva Bay Academy
56	Woodrow Hamilton	DT	26	Andrew Fletcher	K	5-9	167	SO-TR	Nashville, Tenn./Montgomery Bell Academy/Louisville
76	A.J. Hawkins	OL	26	Will Martin	LB	6-1	210	JR-Sq	Madison, Miss./Madison Central/Southern Miss
16	Jay Hay	DB	26	Jimmy Potepa	RB	5-8	204	FR-RS	Monrovia, Liberia/Campus Magnet
28	Mike Hilton	DB	27	Sam Noblin	WR	6-3	211	SO-Sq	Ocean Springs, Miss./Ocean Springs
7	Jordan Holder	WR	27	Josh Richardson	DB	5-10	180	JR-JC	Moss Point, Miss./Moss Point/Mississippi Gulf Coast CC
30	Kyle Horine	DB	28	Mike Hilton	DB	5-8	182	FR-HS	Fayetteville, Ga./Sandy Creek
65	Chase Hughes	C	28	LaKedrick King	DB	5-8	181	SO-Sq	Duncanville, Texas/Duncanville
50	Ethan Hutson	OL	28	Korvic Neat	WR	5-9	164	JR-2L	Hallandale, Fla./Hallandale
10	C.J. Johnson	DE	29	Abdul Bangura	DB	5-10	176	FR-RS	Takoma Park, Md./Eleanor Roosevelt
38	Jason Jones	DE	29	Devin Thomas	RB	5-11	220	SR-3L	San Antonio, Texas/Madison
77	Patrick Junen	OL	30	Kyle Horine	DB	5-10	193	SR-1L	Kingwood, Texas/Kingwood
15	Joel Kight	LB	31	JoJo Pearson	RB	5-10	170	JR-TR	West Point, Miss./Hebron Christian/Memphis
28	LaKedrick King	DB	32	Temario Strong	DL	6-0	240	FR-HS	Batesville, Miss./South Panola
45	Josh Lancaster	LB	33	E.J. Epperson	DE	6-3	253	SR-3L	Humboldt, Tenn./Humboldt

NUMERICAL ROSTER

No.	Name	Pos.	Ht.	Wt.	Yr.	Hometown/Previous School(s)
34	Carlos Davis	RB	5-9	165	FR-HS	Birmingham, Ala./Huffman
35	Ontario Berry	DB	5-10	196	JR-JC	Mendenhall, Miss./Mendenhall/Southwest Mississippi CC
36	Kameron Wood	DE	6-3	258	FR-HS	Birmingham, Ala./John Carroll
37	Jordan Gallegos	WR	5-9	164	FR-HS	New Albany, Ohio/New Albany/Bridgton Academy
38	Jason Jones	DE	6-3	255	SR-2L	Albany, Ga./Westover
41	Billy Busch	RB	5-11	235	SO-RS	St. Louis, Mo./Priory School/Butler
42	D.T. Shackelford	LB	6-1	250	JR-2L	Decatur, Ala./Austin
44	Charlie Scott	RB	5-11	200	FR-RS	Jackson, Miss./St. Andrew's Episcopal
44	Ralph Williams	LB	6-1	240	SO-1L	Miami, Fla./Southridge
45	H.R. Greer	TE	5-11	222	SR-3L	Olive Branch, Miss./Southern Baptist Education Center
45	Josh Lancaster	LB	5-8	226	SR-Sq	Mobile, Ala./St. Paul's Episcopal
47	John Youngblood	TE	6-3	237	FR-HS	Trussville, Ala./Hewitt-Trussville
48	Justin Bigham	RB	6-1	232	JR-1L	West Helena, Ark./DeWitt
50	Ethan Hutson	OL	6-4	306	FR-RS	Destrehan, La./Destrehan
51	Walker Sturgeon	DE	6-2	254	SO-Sq	Horn Lake, Miss./DeSoto Central
52	Will Few	LS	6-3	245	FR-HS	Augusta, Ga./Aquinas
52	Mike Marry	LB	6-3	256	JR-2L	Clearwater, Fla./Largo
53	Tyler Gray	DL	6-3	245	FR-HS	Pelahatchie, Miss./East Rankin Academy
54	Carlos Thompson	DE	6-4	243	JR-2L	Hollandale, Miss./Simmons
55	Cameron Whigham	DE	6-3	255	JR-2L	Snellville, Ga./Shiloh
56	Woodrow Hamilton	DT	6-3	292	FR-RS	Raleigh, Miss./Raleigh
56	Evan Swindall	C	6-4	295	JR-2L	LaFayette, Ga./LaFayette
58	Corey Gaines	OL	6-2	315	JR-2L	Tallahassee, Fla./Godby
59	Will Denny	LS	5-11	230	SO-1L	Jackson, Miss./Jackson Academy
60	Derrick Wilson	OL	6-2	326	JR-JC	Greenville, Miss./Horn Lake/East Mississippi CC
61	Ben Still	OL	6-2	280	FR-HS	Memphis, Tenn./Memphis University School
65	Chase Hughes	C	6-3	292	SO-1L	Springville, Ala./Springville
66	Shawn Wilkes	DL	6-3	240	FR-HS	Holmes Beach, Fla./Manatee
67	Chris Gill	OL	6-3	290	JR-Sq	Appleton, Wis./Xavier
68	Justin Bell	OL	6-3	335	FR-RS	Jackson, Miss./Callaway
70	Emmanuel McCray	OL	6-5	316	JR-1L	Jackson, Miss./Forest Hill
71	Pierce Burton	OL	6-6	289	JR-JC	Sacramento, Calif./Rio Americano/San Jose State/City College of San Francisco
72	Aaron Morris	OL	6-5	330	SO-1L	Jackson, Miss./Callaway
73	Darone Bailey	OL	6-5	316	JR-JC	Cleveland, Miss./East Side/Coahoma CC
74	Jared Duke	OL	6-7	354	JR-2L	Cleveland, Tenn./Walker Valley
76	A.J. Hawkins	OL	6-1	310	SR-3L	Lithonia, Ga./Martin Luther King
77	Patrick Junen	OL	6-3	314	JR-2L	Huntsville, Ala./Huntsville
78	Robert Conyers	OL	6-3	277	FR-HS	Miami, Fla./Braddock
80	Josh Pinkston	WR	6-1	195	SO-Sq	Forest, Miss./Forest
81	Bryson Rose	K	5-11	203	SR-2L	Raleigh, N.C./Wakefield
82	Jim Broadway	P	6-0	183	SR-Sq	Roswell, Ga./Roswell/Miami (Ohio)
82	Dylan Dyer	TE	6-6	240	JR-Sq	Flora, Miss./Madison Central/Holmes CC
83	Ferbia Allen	TE	6-4	253	SR-3L	Pine Bluff, Ark./Dollarway
84	Jack Nuismar	TE	6-3	237	JR-1L	Nashville, Tenn./Ensworth
85	Ja-Mes Logan	WR	6-3	195	JR-2L	Houston, Texas/Westfield
87	Matt Brown	TE	6-3	226	FR-HS	Cordova, Tenn./Harding Academy
88	Cody Core	WR	6-3	191	FR-HS	Auburn, Ala./Auburn
88	John Ratliff	WR	6-0	181	FR-RS	Fort Worth, Texas/Nolan Catholic
89	Taz Zettergren	TE	6-4	225	FR-HS	Senatobia, Miss./Magnolia Heights School
90	Terrell Brown	OL	6-10	385	SR-1L	Drew, Miss./Drew/Mississippi Delta CC
91	Nathan Noble	K	6-4	211	FR-HS	Greenville, Miss./Washington School
92	Carlton Martin	DT	6-2	288	SO-1L	Madison, Miss./Madison Central
93	Uriah Grant	DT	6-1	298	SR-1L	Miramar, Fla./Everglades/Eastern Kentucky/Fullerton CC
94	Chris Conley	P	5-8	197	JR-1L	Bradenton, Fla./Manatee
94	Issac Gross	DL	6-1	254	FR-HS	Batesville, Miss./South Panola
95	Bryon Bennett	DT	6-2	294	SO-1L	Madison, Miss./Madison Central
96	Andrew Ritter	K/P	6-3	220	SR-3L	Jackson, Miss./Jackson Academy
97	Tyler Campbell	P	6-2	235	SR-3L	Little Rock, Ark./Catholic
99	Gilbert Pena	DT	6-4	317	SR-1L	Yonkers, N.Y./Saunders/ASA College

ALPHABETICAL

No.	Name	Pos.
24	Keith Lewis	LB
85	Ja-Mes Logan	WR
1	Randall Mackey	ATH
52	Mike Marry	LB
92	Carlton Martin	DT
26	Will Martin	LB
5	I'Tavius Mathers	RB
13	Brishen Mathews	DB
70	Emmanuel McCray	OL
9	Maikhal Miller	QB
12	Donte Moncrief	WR
16	Collins Moore	WR
22	Philander Moore	WR
72	Aaron Morris	OL
17	Jamal Mosley	TE
28	Korvic Neat	WR
9	Ivan Nicholas	DB
4	Denzel Nkemdiche	LB
91	Nathan Noble	K
27	Sam Noblin	WR
84	Jack Nuismar	TE
4	Nicholas Parker	RB
31	Jolo Pearson	RB
99	Gilbert Pena	DT
6	Wesley Pendleton	DB
80	Josh Pinkston	WR
26	Jimmy Potepa	RB
25	Cody Prewitt	DB
88	John Ratliff	WR
13	Robert Ratliff	QB
20	Jeremy Reed	WR
27	Josh Richardson	DB
96	Andrew Ritter	K/P
81	Bryson Rose	K
10	Vince Sanders	WR
3	Charles Sawyer	DB
44	Charlie Scott	RB
3	Jeff Scott	RB
21	J'mon Scott	RB
42	D.T. Shackelford	LB
23	Anthony Standifer	DB
61	Ben Still	OL
32	Temario Strong	DL
51	Walker Sturgeon	DE
19	Stewart Summers	QB
56	Evan Swindall	C
29	Devin Thomas	RB
54	Carlos Thompson	DE
14	Bo Wallace	QB
6	Jaylen Walton	RB
11	Channing Ward	DE
19	Justin Watts	K
55	Cameron Whigham	DE
66	Shawn Wilkes	DL
44	Ralph Williams	LB
60	Derrick Wilson	OL
36	Kameron Wood	DE
47	John Youngblood	TE
89	Taz Zettergren	TE

LAST MEETING: #1 LSU 52, OLE MISS 3

Game #11 • Nov. 19, 2011
Attendance: 59,877 • Vaught-Hemingway Stadium • Oxford, Miss.

OXFORD, Miss. (AP) -- Quarterback Barry Brunetti rushed for 74 yards on 15 carries, but Ole Miss fell to No. 1 LSU 52-3 on senior night at Vaught-Hemingway Stadium.

Ron Brooks returned an interception for a touchdown 28 seconds into the game, LSU built a 35-3 lead by halftime and rushed for 353 yards.

Quarterback Jordan Jefferson started his second consecutive game, completing 7 of 7 passes for 88 yards and a touchdown. Alfred Blue led the Tigers with 74 rushing yards while Spencer Ware added 70 yards and a touchdown.

Ole Miss (2-9, 0-7) has lost six straight games. Barry Brunetti rushed for a team-high 74 yards as the Rebels managed just 195 total yards.

LSU completed all eight of its pass attempts - seven by Jefferson and one by Jarrett Lee - but was content to run the ball for most of the game after building a 21-0 lead with 5:11 remaining in the first quarter.

Kenny Hilliard rushed for 59 yards and a touchdown and Terrence Magee added 55 yards as LSU emptied its bench early and recovered from a lackluster effort in last week's 42-9 win against Western Kentucky. Seven different players rushed for at least 25 yards and the Tigers averaged nearly eight yards per play.

The already outmanned Rebels were further crippled when Nutt suspended starting quarterback Randall Mackey and leading rusher Jeff Scott for violating team rules.

Ole Miss started with the ball, and its first three plays were a disaster. Starting quarterback Zack Stoudt bounced an incompletion on the first play, Brandon Bolden dropped the next pass and then Stoudt threw a wild lob on a screen pass that was picked off by Brooks and returned 46 yards for a touchdown.

The Rebels' lone score came on a 39-yard field goal by Bryson Rose, which was set up by Brunetti's 47-yard run.

LSU	21	14	14	3	—	52
Ole Miss	0	3	0	0	—	3
1st Quarter						
14:32	LSU	R. Brooks 46 yd interception return (D. Alleman kick)				
06:45	LSU	K. Hilliard 1 yd run (D. Alleman kick)				
05:11	LSU	R. Shepard 22 yd pass from J. Jefferson (D. Alleman kick)				
2nd Quarter						
12:42	LSU	K. Minter 0 yd fumble recovery (D. Alleman kick)				
03:01	LSU	S. Ware 35 yd run (D. Alleman kick)				
01:03	UM	B. Rose 39 yd FG				
3rd Quarter						
12:35	LSU	M. Ford 19 yd run (D. Alleman kick)				
00:54	LSU	J. Stampley 1 yd run (D. Alleman kick)				
4th Quarter						
09:30	LSU	D. Alleman 29 yd FG				

Team Stats	LSU	UM
First Downs	21	13
Rushes-Yards	50-353	42-148
Passing Yards	105	47
Comp.-Att.-Int.	8-8-0	8-18-1
Total Plays-Yards	58-458	61-195
Fumbles-Lost	1-0	2-2
Penalties-Yards	3-35	4-29
Punts-Avg.	1-46.0	5-43.4
Punt Returns-Avg.	3-21.3	1- -1.0
KO Returns-Avg.	1-15.0	9-17.8
Interceptions	1	0
Possession Time	30:47	29:13
3rd Down Conv.	5-9	6-16
4th Down Conv.	1-2	1-2
Sacks By-Yards	3-26	0-0

Individual Leaders	
Rushing	
LSU:	S. Ware, 10-70 (TD)
UM:	B. Brunetti, 15-74
	B. Bolden, 13-58
Passing	
LSU:	J. Jefferson, 7-7-0-88 (TD)
UM:	B. Brunetti, 5-10-0-30
	Z. Stoudt, 3-8-1-17
Receiving	
LSU:	De. Peterson, 2-28
UM:	V. Sanders, 3-39

LAST GAME: VANDERBILT 27, OLE MISS 26

Game #10 • Nov. 10, 2012
Attendance: 60,572 • Vaught-Hemingway Stadium • Oxford, Miss.

OXFORD, Miss. -- Ole Miss sophomore quarterback Bo Wallace passed for a career-high 403 yards, and junior wide receiver Ja-Mes Logan had eight receptions for 160 yards - both career highs - but the Rebels (5-5, 2-4 Southeastern Conference) couldn't hold on and fell to Vanderbilt (6-4, 4-3 SEC) 27-26 at Vaught-Hemingway Stadium.

The Rebels were attempting to win their sixth game of the season and become bowl eligible for the first time since 2009, but couldn't hold on to the lead in the second half.

Defensively, the Rebels were led by sophomore defensive back Cody Prewitt, who had a team-high seven tackles, and two tackles for losses. Mike Marry and Denzel Nkemdiche each had six tackles for the Rebels.

Ole Miss recovered a fumble on the second play of the game, and converted on the turnover seven plays later with a nine-yard touchdown pass from Wallace to Vince Sanders in the back left corner of the end zone. Sanders finished the game with five receptions for a career-high 96 yards.

Senior kicker Bryson Rose was a busy man in the second quarter, knocking in three field goals of 22, 28 and 41 yards. Rose's three field goals moved him up to fourth on the Rebels' career field goals made list, and third in career points scored by a kicker.

The Rebels opened the second half strong, scoring on the opening drive with a nine-play, 56-yard drive capped off by a 1-yard touchdown run by Wallace, his sixth rushing touchdown of the season. The touchdown gave Ole Miss a 23-6 lead.

Vanderbilt scored 14-unanswered points in the third quarter to cut the Rebels lead to three points. A Rose field goal with 5:28 remaining, his fourth of the game, gave Ole Miss a 26-20 lead. Vanderbilt then won the game with a 26-yard touchdown pass from quarterback Jordan Rodgers to Chris Boyd with 0:52 remaining on the clock.

Vanderbilt	3	3	14	7	—	27
Ole Miss	7	9	7	3	—	26
1st Quarter						
11:16	UM	V. Sanders 9 yd pass from B. Wallace (B. Rose kick)				
00:32	VU	C. Spear 22 yd FG				
2nd Quarter						
12:34	UM	B. Rose 22 yd FG				
07:20	UM	B. Rose 28 yd FG				
02:16	UM	B. Rose 41 yd FG				
00:00	VU	C. Spear 44 yd FG				
3rd Quarter						
11:46	UM	B. Wallace 1 yd run (B. Rose kick)				
09:52	VU	J. Matthews 52 yd pass from J. Rodgers (C. Spear kick)				
02:33	VU	W. Tate 2 yd run (R. Fowler kick)				
4th Quarter						
02:43	UM	B. Rose 27 yd FG				
00:52	VU	C. Boyd 26 yd pass from J. Rodgers (C. Spear kick)				

Team Stats	VU	UM
First Downs	17	24
Rushes-Yards	35-92	40-55
Passing Yards	279	403
Comp.-Att.-Int.	21-36-0	31-50-0
Total Plays-Yards	71-371	90-458
Fumbles-Lost	1-1	1-0
Penalties-Yards	3-20	7-33
Punts-Avg.	8-41.0	6-35.8
Punt Returns-Avg.	4-0.2	3- -1.7
KO Returns-Avg.	3-16.3	4-23.5
Interceptions-Yds.	0-0	0-0
Possession Time	26:34	33:26
3rd Down Conv.	6-16	8-21
4th Down Conv.	1-1	1-2
Sacks By-Yards	3-22	3-17

Individual Leaders	
Rushing	
VU:	W. Tate, 15-43 (TD)
	B. Kimbrow, 9-41
UM:	J. Scott, 24-47
Passing	
VU:	J. Rodgers, 21-36-0-279 (2 TD)
UM:	B. Wallace, 31-49-0-403 (TD)
Receiving	
VU:	J. Matthews, 9-153 (TD)
	C. Boyd, 5-64 (TD)
UM:	J. Logan, 8-160
	D. Moncrief, 8-74
	V. Sanders, 5-96 (TD)

Ole Miss (5 - 5 - 0)

Thru: 11/10/2012 - Week 11

TEAM RANKINGS

120 teams ranked in Football Bowl Subdivision
14 teams ranked in the Southeastern Conference

2012 SCHEDULE AND RESULTS

5-5 L-2

Southeastern Conference Record: 2-4

Date	Opponent	Score	Result
Sat 09/01/2012	CENTRAL ARK. *	49 - 27	W
Sat 09/08/2012	UTEP *	28 - 10	W
Sat 09/15/2012	TEXAS *	31 - 66	L
Sat 09/22/2012	@ Tulane	39 - 0	W
Sat 09/29/2012	@ Alabama	14 - 33	L
Sat 10/06/2012	TEXAS A&M	27 - 30	L
Sat 10/13/2012	AUBURN	41 - 20	W
Sat 10/27/2012	@ Arkansas	30 - 27	W
Sat 11/03/2012	@ Georgia	10 - 37	L
Sat 11/10/2012	VANDERBILT	26 - 27	L
Sat 11/17/2012	@ LSU		
Sat 11/24/2012	MISSISSIPPI ST.		

HOME GAME IN CAPS * Night Game ^ Neutral Site
OT Overtime Game

Category	National Rank	Actual	National Leader	Actual	Conf Rank	Southeastern Conference Leader	Actual
Rushing Offense	60	165.60	Army	366.10	7	Texas A&M	242.70
Passing Offense	53	247.60	Texas Tech	370.00	5	Tennessee	334.00
Total Offense	53	413.20	Louisiana Tech	576.50	6	Texas A&M	545.40
Scoring Offense	58	29.50	Oregon	54.80	7	Texas A&M	43.10
Rushing Defense	42	143.70	Stanford	58.60	9	Alabama	76.20
Pass Efficiency Defense	97	142.23	Florida	90.43	11	Florida	90.43
Total Defense	55	386.00	Florida St.	242.90	10	Alabama	247.80
Scoring Defense	65	27.70	Alabama	11.10	10	Alabama	11.10
Net Punting	35	38.65	Louisiana Tech	43.13	10	Florida	41.89
Punt Returns	99	4.89	Boston College	25.00	14	Missouri	16.17
Kickoff Returns	69	21.21	Rutgers	30.40	10	Missouri	27.60
Turnover Margin	T-52	.10	Kansas St.	2.00	7	LSU	1.20
Pass Defense	70	242.30	Michigan	149.20	11	LSU	165.70
Passing Efficiency	45	139.11	Alabama	170.30	7	Alabama	170.30
Sacks	T-13	2.90	Stanford	4.20	2	South Carolina	3.40
Tackles For Loss	T-9	7.70	Stanford	9.10	2	Vanderbilt	7.90
Sacks Allowed	103	2.90	Air Force	.30	12	Tennessee	.50

T=tied at this ranking

PLAYER RANKINGS

Player must have played in 75% of team's games
Summary of the top 100 national leaders and top 25 conference leaders
15 categories ranked

Category	Player	National Rank	Actual	National Leader	Actual	Conf Rank	Southeastern Conference Leader	Actual
Rushing	Jeff Scott	68	75.56	Jefferson (Nevada)	143.60	8	Manziel (Texas A&M)	101.40
Passing Efficiency (Min. 15 Att./Game)	Bo Wallace	42	140.03	Mariota (Oregon)	176.96	7	Murray (Georgia)	170.66
Total Offense	Bo Wallace	49	250.80	Florence (Baylor)	394.78	5	Manziel (Texas A&M)	379.40
	Jeff Scott		75.56			21		
Receptions Per Game	Donte Moncrief	T-76	4.70	Austin (West Virginia)	10.67	6	Hamilton (Arkansas)	7.30
	Ja-Mes Logan		3.20			21		
	Vince Sanders		2.90			T-25		
Receiving Yards Per Game	Donte Moncrief	87	61.40	Williams (Baylor)	159.00	11	Hamilton (Arkansas)	114.90
	Ja-Mes Logan		39.20			24		
Interceptions	Dehendret Collins	T-89	.25	Thomas (Fresno St.)	.73	T-8	Banks (Mississippi St.)	.40
	Cody Prewitt		.20			T-14		
	Denzel Nkemdiche		.20			T-14		
Punting (Min. 3.6 Punts/Game)	Jim Broadway	47	42.02	Allen (Louisiana Tech)	48.21	8	Christy (Florida)	46.59
Punt Returns (Min. 1.2 Ret./Game)				Mark (Northwestern)	21.62		Murphy (Missouri)	14.83
Kickoff Returns (Min. 1.2 Ret./Game)	Jaylen Walton	23	26.87	Archer (Kent St.)	40.00	2	Patterson (Tennessee)	30.72
Field Goals	Bryson Rose	T-17	1.50	Sharp (Oklahoma St.)	2.22	T-3	Sturgis (Florida)	1.70
Scoring	Bryson Rose	50	7.90	Dixon (Louisiana Tech)	15.00	4	Manziel (Texas A&M)	9.00
All-Purpose Runners	Jeff Scott		98.33	Andrews (Western Ky.)	231.20	10	Patterson (Tennessee)	145.30
Sacks	C.J. Johnson	T-100	.45	Smith (Western Ky.)	1.39	T-9	Jones (Georgia)	1.31
Tackles	Cody Prewitt		6.70	Molls (Toledo)	13.20	T-21	Williamson (Kentucky)	11.50
	Denzel Nkemdiche		6.60			T-23		
Tackles For Loss	Denzel Nkemdiche	T-46	1.15	Jones (Georgia)	2.13	T-6	Jones (Georgia)	2.13
	Issac Gross		.75			T-21		

T=tied at this ranking

2012 OLE MISS FOOTBALL
 Ole Miss Game Results (as of Nov 12, 2012)
 All games

Date	Opponent	Score	Overall Record	Conference Record	Time	Attend
Sep 01, 2012	UCA	W 49-27	1- 0- 0	0- 0- 0	3:12	50544
Sep 08, 2012	UTEP	W 28-10	2- 0- 0	0- 0- 0	3:09	53133
Sep 15, 2012	#14 TEXAS	31-66 L	2- 1- 0	0- 0- 0	3:24	61797
Sep 22, 2012	at Tulane	W 39-0	3- 1- 0	0- 0- 0	3:13	28913
* Sep 29, 2012	at #1 Alabama	14-33 L	3- 2- 0	0- 1- 0	3:15	101821
* Oct 06, 2012	TEXAS A&M	27-30 L	3- 3- 0	0- 2- 0	3:25	55343
* Oct 13, 2012	AUBURN	W 41-20	4- 3- 0	1- 2- 0	3:23	57068
* Oct 27, 2012	at Arkansas	W 30-27	5- 3- 0	2- 2- 0	3:41	55378
* Nov 03, 2012	at Georgia	10-37 L	5- 4- 0	2- 3- 0	3:19	92746
* Nov 10, 2012	VANDY	26-27 L	5- 5- 0	2- 4- 0	3:46	60572

* indicates conference game

Opponent	Score	-----FIRST DOWNS-----				---RUSHING---		-----PASSING-----			--TOTAL OFFENSE--		Return Yards	Turn-Overs
		Total	Rush	Pass	Pen	Number-Yards	Comp-Att-Int	Yards	Plays-Yards	Yards				
UCA.....	49-27	31/18	14/6	16/11	1/1	47-235 / 35-100	25-31- 1 / 25-32- 1	330/247	78-565 / 67-347	89/84	1/2			
UTEP.....	28-10	25/17	19/2	5/15	1/0	44-330 / 30-37	18-25- 0 / 27-40- 1	208/274	69-538 / 70-311	32/99	3/1			
TEXAS.....	31-66	19/29	11/18	6/10	2/1	34-170 / 54-350	17-30- 3 / 19-24- 0	229/326	64-399 / 78-676	182/107	3/0			
Tulane.....	39-0	25/14	18/3	6/7	1/4	53-304 / 29-14	12-23- 0 / 22-41- 3	146/145	76-450 / 70-159	3/105	3/4			
Alabama.....	14-33	16/17	8/5	7/12	1/0	35-80 / 34-125	19-33- 3 / 22-30- 0	138/180	68-218 / 64-305	25/184	3/1			
TEXAS A&M.....	27-30	24/24	9/12	13/9	2/3	44-159 / 44-290	20-35- 2 / 17-26- 2	305/191	79-464 / 70-481	85/138	2/6			
AUBURN.....	41-20	22/13	10/9	11/4	1/0	42-200 / 41-101	18-23- 0 / 11-18- 1	251/112	65-451 / 59-213	77/100	0/2			
Arkansas.....	30-27	22/24	8/9	13/13	1/2	37-77 / 37-167	29-37- 1 / 24-43- 2	278/297	74-355 / 80-464	138/11	2/2			
Georgia.....	10-37	12/23	3/9	8/14	1/0	29-46 / 45-149	17-28- 1 / 21-28- 0	188/384	57-234 / 73-533	84/106	3/2			
VANDY.....	26-27	24/17	5/7	18/10	1/0	40-55 / 35-92	31-50- 0 / 21-36- 0	403/279	90-458 / 71-371	89/50	0/1			
Totals.....	295-277	220/196	105/80	103/105	12/11	405-1656/384-1425	206-315-11/209-318-10	2476/2435	720-4132/ 702-3860	804/984	20/21			

Note: Game totals are displayed in the format TEAM/OPPONENT for each category

2012 OLE MISS FOOTBALL
Ole Miss Overall Team Statistics (as of Nov 12, 2012)
All games

Team Statistics	UM	OPP
SCORING	295	277
Points Per Game	29.5	27.7
FIRST DOWNS	220	196
Rushing	105	80
Passing	103	105
Penalty	12	11
RUSHING YARDAGE	1656	1425
Yards gained rushing	1945	1806
Yards lost rushing	289	381
Rushing Attempts	405	384
Average Per Rush	4.1	3.7
Average Per Game	165.6	142.5
TDs Rushing	20	13
PASSING YARDAGE	2476	2435
Comp-Att-Int	206-315-11	209-318-10
Average Per Pass	7.9	7.7
Average Per Catch	12.0	11.7
Average Per Game	247.6	243.5
TDs Passing	14	18
TOTAL OFFENSE	4132	3860
Total Plays	720	702
Average Per Play	5.7	5.5
Average Per Game	413.2	386.0
KICK RETURNS: #-Yards	28-594	30-726
PUNT RETURNS: #-Yards	18-88	18-78
INT RETURNS: #-Yards	10-108	11-120
KICK RETURN AVERAGE	21.2	24.2
PUNT RETURN AVERAGE	4.9	4.3
INT RETURN AVERAGE	10.8	10.9
FUMBLES-LOST	16-9	17-11
PENALTIES-Yards	44-345	55-395
Average Per Game	34.5	39.5
PUNTS-Yards	46-1896	53-2223
Average Per Punt	41.2	41.9
Net punt average	38.7	38.8
KICKOFFS-Yards	60-3737	55-3432
Average Per Kick	62.3	62.4
Net kick average	49.7	39.8
TIME OF POSSESSION/Game	27:23	32:37
3RD-DOWN Conversions	66/148	64/153
3rd-Down Pct	45%	42%
4TH-DOWN Conversions	7/12	5/14
4th-Down Pct	58%	36%
SACKS BY-Yards	30-216	29-184
MISC YARDS	0	0
TOUCHDOWNS SCORED	36	34
FIELD GOALS-ATTEMPTS	15-21	13-16
ON-SIDE KICKS	0-0	1-1
RED-ZONE SCORES	(33-35) 94%	(27-35) 77%
RED-ZONE TOUCHDOWNS	(23-35) 66%	(17-35) 49%
PAT-ATTEMPTS	(34-34) 100%	(32-34) 94%
ATTENDANCE	338457	278858
Games/Avg Per Game	6/56410	4/69714
Neutral Site Games		0/0

Score by Quarters	1st	2nd	3rd	4th	OT	Total
Ole Miss	81	78	65	71	0	295
Opponents	43	106	64	64	0	277

2012 OLE MISS FOOTBALL
Ole Miss Overall Individual Statistics (as of Nov 12, 2012)
All games

<u>Rushing</u>	<u>gp-gs</u>	<u>att</u>	<u>gain</u>	<u>loss</u>	<u>net</u>	<u>avg</u>	<u>td</u>	<u>lg</u>	<u>avg/g</u>
Jeff Scott	9-7	150	728	48	680	4.5	6	48	75.6
Bo Wallace	10-10	111	434	165	269	2.4	6	25	26.9
Randall Mackey	10-6	56	274	45	229	4.1	3	28	22.9
Barry Brunetti	9-0	38	194	16	178	4.7	2	24	19.8
I. Mathers	10-0	21	113	1	112	5.3	0	15	11.2
Jaylen Walton	10-0	13	69	7	62	4.8	1	15	6.2
Korvic Neat	7-2	1	39	0	39	39.0	0	39	5.6
Devin Thomas	2-0	3	33	0	33	11.0	0	18	16.5
Maikhail Miller	2-0	6	27	4	23	3.8	0	9	11.5
Nicholas Parker	7-0	4	20	1	19	4.8	0	15	2.7
Ja-Mes Logan	10-3	1	14	0	14	14.0	2	14	1.4
Team	6-0	1	0	2	-2	-2.0	0	0	-0.3
Total	10	405	1945	289	1656	4.1	20	48	165.6
Opponents	10	384	1806	381	1425	3.7	13	69	142.5

<u>Passing</u>	<u>gp-gs</u>	<u>effic</u>	<u>comp-att-int</u>	<u>pct</u>	<u>yds</u>	<u>td</u>	<u>lg</u>	<u>avg/g</u>
Bo Wallace	10-10	140.03	183-279-10	65.6	2239	12	75	223.9
Barry Brunetti	9-0	127.51	20-30-0	66.7	178	1	36	19.8
Randall Mackey	10-6	154.27	3-6-1	50.0	59	1	32	5.9
Total	10	139.11	206-315-11	65.4	2476	14	75	247.6
Opponents	10	142.43	209-318-10	65.7	2435	18	66	243.5

<u>Receiving</u>	<u>gp-gs</u>	<u>no.</u>	<u>yds</u>	<u>avg</u>	<u>td</u>	<u>lg</u>	<u>avg/g</u>
Donte Moncrief	10-9	47	614	13.1	5	75	61.4
Ja-Mes Logan	10-3	32	392	12.2	0	47	39.2
Vince Sanders	10-9	29	337	11.6	2	41	33.7
Korvic Neat	7-2	23	244	10.6	0	30	34.9
Randall Mackey	10-6	20	274	13.7	0	68	27.4
Jeff Scott	9-7	18	168	9.3	1	55	18.7
Jamal Mosley	10-3	13	134	10.3	2	28	13.4
Ferbia Allen	10-9	7	123	17.6	0	51	12.3
Collins Moore	4-0	4	53	13.2	0	23	13.2
Philander Moore	7-1	4	38	9.5	1	25	5.4
Jaylen Walton	10-0	3	57	19.0	1	51	5.7
I. Mathers	10-0	2	9	4.5	0	6	0.9
H.R. Greer	8-1	2	4	2.0	1	3	0.5
Bo Wallace	10-10	1	25	25.0	1	25	2.5
Cody Core	10-0	1	4	4.0	0	4	0.4
Total	10	206	2476	12.0	14	75	247.6
Opponents	10	209	2435	11.7	18	66	243.5

<u>Punt Returns</u>	<u>no.</u>	<u>yds</u>	<u>avg</u>	<u>td</u>	<u>lg</u>
Korvic Neat	12	58	4.8	0	19
Philander Moore	5	-7	-1.4	0	10
Charles Sawyer	1	37	37.0	0	15
Total	18	88	4.9	0	19
Opponents	18	78	4.3	0	22

<u>Interceptions</u>	<u>no.</u>	<u>yds</u>	<u>avg</u>	<u>td</u>	<u>lg</u>
D. Collins	2	-3	-1.5	0	0
D. Nkemdiche	2	40	20.0	0	32
Cody Prewitt	2	23	11.5	0	16
Charles Sawyer	1	0	0.0	0	0
Mike Marry	1	38	38.0	0	38
Chief Brown	1	0	0.0	0	0
Frank Crawford	1	10	10.0	0	10
Total	10	108	10.8	0	38
Opponents	11	120	10.9	2	37

<u>Kick Returns</u>	<u>no.</u>	<u>yds</u>	<u>avg</u>	<u>td</u>	<u>lg</u>
Jaylen Walton	15	403	26.9	1	100
Jeff Scott	3	37	12.3	0	20
Carlos Davis	3	52	17.3	0	23
Justin Bigham	2	24	12.0	0	15
Trae Elston	1	20	20.0	0	20
Ferbia Allen	1	13	13.0	0	13
Randall Mackey	1	20	20.0	0	20
I. Mathers	1	14	14.0	0	14
Senquez Golson	1	11	11.0	0	11
Total	28	594	21.2	1	100
Opponents	30	726	24.2	1	99

<u>Fumble Returns</u>	<u>no.</u>	<u>yds</u>	<u>avg</u>	<u>td</u>	<u>lg</u>
Chief Brown	1	10	10.0	0	10
Charles Sawyer	1	0	0.0	0	0
Cody Prewitt	1	4	4.0	0	4
C.J. Johnson	0	0	0.0	1	0
Total	3	14	4.7	1	10
Opponents	3	60	20.0	0	53

2012 OLE MISS FOOTBALL
Ole Miss Overall Individual Statistics (as of Nov 12, 2012)
All games

Scoring	td	fg	PAT				dxp	saf	pts
			kick	rush	rcv	pass			
Bryson Rose	-	15-21	34-34	-	-	-	-	-	79
Jeff Scott	7	-	-	-	-	-	-	-	42
Bo Wallace	7	-	-	-	-	-	-	-	42
Donte Moncrief	5	-	-	-	-	-	-	-	30
Jaylen Walton	3	-	-	-	-	-	-	-	18
Randall Mackey	3	-	-	-	-	-	-	-	18
Vince Sanders	2	-	-	-	-	-	-	-	12
Ja-Mes Logan	2	-	-	-	-	-	-	-	12
Jamal Mosley	2	-	-	-	-	-	-	-	12
Barry Brunetti	2	-	-	-	-	-	-	-	12
C.J. Johnson	1	-	-	-	-	-	-	-	6
Philander Moore	1	-	-	-	-	-	-	-	6
H.R. Greer	1	-	-	-	-	-	-	-	6
Chris Conley	-	-	-	0-1	-	0-1	-	-	0
Total	36	15-21	34-34	0-1	-	0-1	-	-	295
Opponents	34	13-16	32-34	-	-	-	-	1	277

Total Offense	g	plays	rush	pass	total	avg/g
Bo Wallace	10	390	269	2239	2508	250.8
Jeff Scott	9	150	680	0	680	75.6
Barry Brunetti	9	68	178	178	356	39.6
Randall Mackey	10	62	229	59	288	28.8
I. Mathers	10	21	112	0	112	11.2
Jaylen Walton	10	13	62	0	62	6.2
Korvic Neat	7	1	39	0	39	5.6
Devin Thomas	2	3	33	0	33	16.5
Maikhail Miller	2	6	23	0	23	11.5
Nicholas Parker	7	4	19	0	19	2.7
Ja-Mes Logan	10	1	14	0	14	1.4
Team	6	1	-2	0	-2	-0.3
Total	10	720	1656	2476	4132	413.2
Opponents	10	702	1425	2435	3860	386.0

Field Goals	fg	pct.	01-19	20-29	30-39	40-49	50-99	lg	blk
Bryson Rose	15-21	71.4	0-0	6-7	4-5	4-5	1-4	53	1

FG Sequence	Ole Miss	Opponents
UCA	29,58	-
UTEP	56,36	44,(37)
Texas	(39)	(31),37
Tulane	(40),(47)	-
Alabama	-	(38),(38),(26),(24)
Texas A&M	(46),40,(28)	(19)
Auburn	(28),(39)	(46),(31)
Arkansas	(27),(53),(31)	(22),(41)
Georgia	(34)	47
VANDY	(22),(28),(41),52,(27)	(22),(44)

Punting	no.	yds	avg	lg	tb	fc	i20	50+	blk
Jim Broadway	45	1891	42.0	61	2	16	12	9	0
Team	1	5	5.0	5	0	0	0	0	1
Total	46	1896	41.2	61	2	16	12	9	1
Opponents	53	2223	41.9	61	4	9	17	10	1

Kickoffs	no.	yds	avg	tb	ob	retn	net	ydln
Bryson Rose	33	2019	61.2	16	0			
Nathan Noble	27	1718	63.6	11	1			
Total	60	3737	62.3	27	1	24.2	38.9	26
Opponents	55	3432	62.4	26	1	21.2	39.8	25

Numbers in (parentheses) indicate field goal was made.

2012 OLE MISS FOOTBALL
Ole Miss Overall Individual Statistics (as of Nov 12, 2012)
All games

<u>All Purpose</u>	<u>g</u>	<u>rush</u>	<u>rcv</u>	<u>pr</u>	<u>kr</u>	<u>ir</u>	<u>total</u>	<u>avg/g</u>
Jeff Scott	9	680	168	0	37	0	885	98.3
Donte Moncrief	10	0	614	0	0	0	614	61.4
Randall Mackey	10	229	274	0	20	0	523	52.3
Jaylen Walton	10	62	57	0	403	0	522	52.2
Ja-Mes Logan	10	14	392	0	0	0	406	40.6
Korvic Neat	7	39	244	58	0	0	341	48.7
Vince Sanders	10	0	337	0	0	0	337	33.7
Bo Wallace	10	269	25	0	0	0	294	29.4
Barry Brunetti	9	178	0	0	0	0	178	19.8
Ferbia Allen	10	0	123	0	13	0	136	13.6
I. Mathers	10	112	9	0	14	0	135	13.5
Jamal Mosley	10	0	134	0	0	0	134	13.4
Collins Moore	4	0	53	0	0	0	53	13.2
Carlos Davis	3	0	0	0	52	0	52	17.3
D. Nkemdiche	10	0	0	0	0	40	40	4.0
Mike Marry	10	0	0	0	0	38	38	3.8
Charles Sawyer	10	0	0	37	0	0	37	3.7
Devin Thomas	2	33	0	0	0	0	33	16.5
Philander Moore	7	0	38	-7	0	0	31	4.4
Justin Bigham	9	0	0	0	24	0	24	2.7
Cody Prewitt	10	0	0	0	0	23	23	2.3
Maikhail Miller	2	23	0	0	0	0	23	11.5
Trae Elston	9	0	0	0	20	0	20	2.2
Nicholas Parker	7	19	0	0	0	0	19	2.7
Senquez Golson	9	0	0	0	11	0	11	1.2
Frank Crawford	7	0	0	0	0	10	10	1.4
H.R. Greer	8	0	4	0	0	0	4	0.5
Cody Core	10	0	4	0	0	0	4	0.4
Team	6	-2	0	0	0	0	-2	-0.3
D. Collins	8	0	0	0	0	-3	-3	-0.4
Total	10	1656	2476	88	594	108	4922	492.2
Opponents	10	1425	2435	78	726	120	4784	478.4

2012 OLE MISS FOOTBALL
Ole Miss Overall Defensive Statistics (as of Nov 12, 2012)
All games

##	Defensive Leaders	gp-gs	Tackles				tfl/yds	Sacks no-yds	Pass defense			Fumbles		blkd	
			ua	a	tot				int-yds	brup	qbh	rcv-yds	ff	kick	saf
25	Cody Prewitt	10-10	36	31	67	4.5-18	1.5-13	2-23	1	.	2-4	2	.	.	
4B	D. Nkemdiche	10-10	29	37	66	11.5-38	3.0-22	2-40	3	2	.	4	.	.	
52	Mike Marry	10-9	25	32	57	5.5-17	1.5-10	1-38	.	1	
3B	Charles Sawyer	10-10	33	16	49	3.5-21	1.5-11	1-0	5	.	1-0	.	1	.	
10	C.J. Johnson	10-9	22	25	47	5.0-31	4.5-30	.	1	2	1-0	.	.	.	
7B	Trae Elston	9-6	24	18	42	1.0-5	1.0-5	.	4	.	1-0	.	.	.	
15	Joel Kight	10-2	26	14	40	3.0-14	1.0-6	.	1	.	1-0	.	.	.	
94	Issac Gross	10-7	11	23	34	7.5-30	2.5-22	.	.	2	
2H	Mike Hilton	9-4	19	9	28	3.5-25	2.0-20	.	2	.	.	1	.	.	
1B	D. Collins	8-6	13	14	27	3.0-7	.	2-3	5	
93	Uriah Grant	8-4	6	19	25	4.0-15	2.0-13	.	.	2	
21	Senquez Golson	9-4	14	11	25	0.5-0	.	.	3	
1F	S. Bryant	10-0	15	8	23	3.5-6	
99	Gilbert Pena	10-3	6	16	22	3.0-14	2.0-11	
55	Cameron Whigham	10-9	8	13	21	2.0-2	1.5-2	.	.	1	2-0	.	.	.	
38	Jason Jones	10-2	10	10	20	5.0-37	2.5-30	.	1	1	
24	Keith Lewis	10-0	6	10	16	0.5-0	
33	E.J. Epperson	10-1	7	8	15	2.0-11	.	.	1	.	.	2	.	.	
8B	Chief Brown	9-1	9	6	15	.	.	1-0	.	.	1-10	1	.	.	
2	Q. Burdette	10-0	6	8	14	
6B	W. Pendleton	8-6	9	4	13	1.0-2	.	.	2	
20	Aaron Garbutt	8-0	9	4	13	1.0-7	1.0-7	
1W	Channing Ward	9-0	5	8	13	1.0-5	
1C	Cliff Coleman	8-1	5	6	11	.	.	.	5	
13	Brishen Mathews	10-1	4	6	10	1.0-5	
56	W. Hamilton	5-0	3	5	8	1.5-5	1.0-5	
5B	Frank Crawford	7-0	5	3	8	.	.	1-10	
88	Cody Core	10-0	4	3	7	
19	Louis Covington	6-1	6	1	7	.	.	.	2	
92	Carlton Martin	10-1	2	4	6	0.5-3	0.5-3	
95	Bryon Bennett	10-3	2	3	5	1.0-6	1.0-6	.	.	2	
44	Ralph Williams	9-0	1	3	4	1.5-2	
59	Will Denny	10-0	2	1	3	
9B	Ivan Nicholas	4-0	1	2	3	
23	A. Standifer	3-0	3	.	3	
34	Carlos Davis	3-0	3	.	3	
14	Bo Wallace	10-10	2	.	2	
72	Aaron Morris	10-10	1	.	1	
71	Pierce Burton	10-10	1	.	1	1	.	.	
26	Will Martin	10-0	1	.	1	
83	Ferbia Allen	10-9	.	1	1	
28	Korvic Neat	7-2	.	1	1	
91	Nathan Noble	5-0	1	.	1	
TM	Team	6-0	.	1	1	1-0	.	.	.	
12	Donte Moncrief	10-9	1	.	1	
3A	Jeff Scott	9-7	1	.	1	1-0	.	.	.	
Total		10	397	384	781	77-326	30-216	10-108	36	13	11-14	11	1	.	
Opponents		10	439	290	729	77-282	29-184	11-120	40	16	9-60	9	2	1	

2012 OLE MISS FOOTBALL
Ole Miss Team Game-by-Game (as of Nov 12, 2012)
All games

TEAM STATISTICS

Date	Opponent	Rushing				Receiving				Passing				Kick Returns				Punt Returns				tot off
		no.	yds	td	lg	no.	yds	td	lg	cmp-att-int	yds	td	lg	no.	yds	td	lg	no.	yds	td	lg	
Sep 01	UCA	47	235	4	25	25	330	3	53	25-31-1	330	3	53	2	49	0	29	3	20	0	18	565
Sep 08	UTEP	44	330	1	39	18	208	3	55	18-25-0	208	3	55	1	20	0	20	3	-4	0	8	538
Sep 15	TEXAS	34	170	2	48	17	229	1	75	17-30-3	229	1	75	8	182	1	100	0	0	0	0	399
Sep 22	at Tulane	53	304	4	28	12	146	1	30	12-23-0	146	1	30	0	0	0	0	3	-5	0	2	450
Sep 29	at Alabama	35	80	2	20	19	138	0	31	19-33-3	138	0	31	1	15	0	15	1	10	0	10	218
Oct 06	TEXAS A&M	44	159	2	20	20	305	1	68	20-35-2	305	1	68	5	81	0	31	0	0	0	0	464
Oct 13	AUBURN	42	200	2	34	18	251	2	55	18-23-0	251	2	55	2	39	0	25	0	0	0	0	451
Oct 27	at Arkansas	37	77	2	16	29	278	1	23	29-37-1	278	1	23	2	59	0	37	3	47	0	15	355
Nov 03	at Georgia	29	46	0	11	17	188	1	51	17-28-1	188	1	51	3	55	0	22	2	25	0	19	234
Nov 10	VANDY	40	55	1	11	31	403	1	47	31-50-0	403	1	47	4	94	0	44	3	-5	0	2	458
Ole Miss		405	1656	20	48	206	2476	14	75	206-315-11	2476	14	75	28	594	1	100	18	88	0	19	4132
		384	1425	13	69	209	2435	18	66	209-318-10	2435	18	66	30	726	1	99	18	78	0	22	3860

Games played: 10
 Avg per rush: 4.1
 Avg per catch: 12.0
 Pass efficiency: 139.11
 Kick ret avg: 21.2
 Punt ret avg: 4.9
 All purpose avg/game: 492.2
 Total offense avg/gm: 413.2

Date	Opponent	Tackles				Sacks no-yds	Fumble		Pass Defense			Blkd kick	PAT Attempts				pts	
		ua	a	total	tfl-yds		ff	fr-yds	int-yds	qbh	brup		kick	rush	rcv	saf		
Sep 01	UCA	42	28	70	9.0-31	4.0-22	1	1-10	1-10	0	2	0	7-7	0	0	0	0	49
Sep 08	UTEP	39	38	77	11.0-47	5.0-29	1	0-0	1-16	0	5	0	4-4	0	0	0	0	28
Sep 15	TEXAS	32	70	102	1.0-5	0.0-0	0	0-0	0-0	1	3	0	4-4	0	0	0	0	31
Sep 22	at Tulane	52	8	60	5.0-31	3.0-25	0	1-0	3-8	0	1	0	3-3	0	0	0	0	39
Sep 29	at Alabama	38	38	76	7.0-24	1.0-10	3	1-0	0-0	2	4	0	2-2	0	0	0	0	14
Oct 06	TEXAS A&M	43	32	75	13.0-65	4.0-40	3	4-0	2-4	3	1	0	3-3	0	0	0	0	27
Oct 13	AUBURN	35	34	69	9.0-33	2.0-14	0	1-0	1-38	1	2	0	5-5	0	0	0	0	41
Oct 27	at Arkansas	32	54	86	5.0-27	3.0-25	0	0-0	2-32	4	10	1	3-3	0	0	0	0	30
Nov 03	at Georgia	43	50	93	6.0-35	5.0-34	2	2-4	0-0	0	2	0	1-1	0	0	0	0	10
Nov 10	VANDY	41	32	73	11.0-28	3.0-17	1	1-0	0-0	2	6	0	2-2	0	0	0	0	26
Ole Miss		397	384	781	77.0-326	30.0-216	11	11-14	10-108	13	36	1	34-34	0	0	0	0	295
		439	290	729	77.0-282	29.0-184	9	9-60	11-120	16	40	2	32-34	0	0	1	277	

Date	Opponent	Punting										Field Goals			Kickoffs				
		no.	yds	avg	long	blkd	tb	fc	50+	i20	md-att	long	blkd	no.	yds	avg	tb	ob	
Sep 01	UCA	3	140	46.7	50	0	0	3	2	3	0-2	0	1	8	509	63.6	5	1	
Sep 08	UTEP	3	144	48.0	54	0	1	1	1	0	0-2	0	0	5	302	60.4	1	0	
Sep 15	TEXAS	3	87	29.0	45	1	0	1	0	1	1-1	39	0	6	382	63.7	2	0	
Sep 22	at Tulane	3	135	45.0	56	0	0	0	1	1	2-2	47	0	8	508	63.5	4	0	
Sep 29	at Alabama	6	217	36.2	61	0	1	1	1	0	0-0	0	0	3	194	64.7	0	0	
Oct 06	TEXAS A&M	4	183	45.8	54	0	0	2	2	3	2-3	46	0	6	354	59.0	2	0	
Oct 13	AUBURN	4	164	41.0	49	0	0	2	0	0	2-2	39	0	7	397	56.7	3	0	
Oct 27	at Arkansas	6	246	41.0	53	0	0	1	1	1	3-3	53	0	6	384	64.0	4	0	
Nov 03	at Georgia	8	365	45.6	52	0	0	5	1	2	1-1	34	0	4	258	64.5	2	0	
Nov 10	VANDY	6	215	35.8	42	0	0	0	0	1	4-5	41	0	7	449	64.1	4	0	
Ole Miss		46	1896	41.2	61	1	2	16	9	12	15-21	53	1	60	3737	62.3	27	1	
		53	2223	41.9	61	1	4	9	10	17	13-16	46	0	55	3432	62.4	26	1	

2012 OLE MISS FOOTBALL
Ole Miss Opponent Game-by-Game (as of Nov 12, 2012)
All games

OPPONENT STATISTICS

Date	Opponent	Rushing				Receiving				Passing				Kick Returns				Punt Returns				tot off		
		no.	yds	td	lg	no.	yds	td	lg	cmp	att	int	yds	td	lg	no.	yds	td	lg	no.	yds		td	lg
Sep 01	UCA	35	100	2	22	25	247	2	62	25	32	1	247	2	62	2	61	0	36	0	0	0	0	347
Sep 08	UTEP	30	37	0	22	27	274	1	26	27	40	1	274	1	26	4	70	0	21	1	18	0	18	311
Sep 15	TEXAS	54	350	4	69	19	326	4	55	19	24	0	326	4	55	4	74	0	21	0	0	0	0	676
Sep 22	at Tulane	29	14	0	10	22	145	0	32	22	41	3	145	0	32	4	94	0	28	2	11	0	11	159
Sep 29	at Alabama	34	125	0	23	22	180	2	17	22	30	0	180	2	17	3	142	1	99	2	22	0	22	305
Oct 06	TEXAS A&M	44	290	2	59	17	191	1	34	17	26	2	191	1	34	3	96	0	35	2	-1	0	2	481
Oct 13	AUBURN	41	101	2	26	11	112	0	42	11	18	1	112	0	42	3	96	0	38	2	4	0	2	213
Oct 27	at Arkansas	37	167	1	21	24	297	2	42	24	43	2	297	2	42	2	4	0	4	2	6	0	6	464
Nov 03	at Georgia	45	149	1	31	21	384	4	66	21	28	0	384	4	66	2	40	0	21	3	17	0	14	533
Nov 10	VANDY	35	92	1	18	21	279	2	52	21	36	0	279	2	52	3	49	0	20	4	1	0	1	371
Opponents		384	1425	13	69	209	2435	18	66	209	318	10	2435	18	66	30	726	1	99	18	78	0	22	3860
		405	1656	20	48	206	2476	14	75	206	315	11	2476	14	75	28	594	1	100	18	88	0	19	4132

Games played: 10
 Avg per rush: 3.7
 Avg per catch: 11.7
 Pass efficiency: 142.43
 Kick ret avg: 24.2
 Punt ret avg: 4.3
 All purpose avg/game: 478.4
 Total offense avg/gm: 386.0

Date	Opponent	Tackles				Sacks	Fumble		Pass Defense			Blkd	PAT Attempts				pts	
		ua	a	total	tfl-yds		no-yds	ff	fr-yds	int-yds	qbh		brup	kick	kick	rush		rcv
Sep 01	UCA	57	22	79	11.0-32	3.0-17	1	0-0	1-23	0	2	1	3-4	0	0	0	0	27
Sep 08	UTEP	38	40	78	4.0-7	1.0-3	2	3-11	0-0	0	2	0	1-1	0	0	0	0	10
Sep 15	TEXAS	37	26	63	5.0-27	5.0-27	0	0-0	3-33	0	2	1	9-9	0	0	0	0	66
Sep 22	at Tulane	58	6	64	7.0-26	2.0-18	3	3-0	0-0	0	3	0	0-0	0	0	0	0	0
Sep 29	at Alabama	37	28	65	8.0-35	5.0-31	0	0-0	3-20	6	8	0	3-3	0	0	0	0	33
Oct 06	TEXAS A&M	41	42	83	5.0-13	1.0-6	0	0-0	2-43	3	8	0	3-4	0	0	0	0	30
Oct 13	AUBURN	39	28	67	10.0-32	2.0-18	0	0-0	0-0	1	1	0	2-2	0	0	0	0	20
Oct 27	at Arkansas	32	48	80	7.0-43	3.0-26	0	1-0	1-1	2	3	0	3-3	0	0	0	0	27
Nov 03	at Georgia	34	34	68	6.0-24	4.0-16	2	2-49	1-0	0	5	0	5-5	0	0	0	1	37
Nov 10	VANDY	66	16	82	14.0-43	3.0-22	1	0-0	0-0	4	6	0	3-3	0	0	0	0	27
Opponents		439	290	729	77.0-282	29.0-184	9	9-60	11-120	16	40	2	32-34	0	0	0	1	277
		397	384	781	77.0-326	30.0-216	11	11-14	10-108	13	36	1	34-34	0	0	0	0	295

Date	Opponent	Punting										Field Goals			Kickoffs				
		no.	yds	avg	long	blkd	tb	fc	50+	i20	md-att	long	blkd	no.	yds	avg	tb	ob	
Sep 01	UCA	7	289	41.3	54	0	0	1	1	0	0-0	0	0	5	314	62.8	2	1	
Sep 08	UTEP	7	301	43.0	50	0	0	1	1	4	1-2	37	0	3	195	65.0	2	0	
Sep 15	TEXAS	1	48	48.0	48	0	0	1	0	0	1-2	31	0	11	665	60.5	3	0	
Sep 22	at Tulane	7	291	41.6	53	0	1	2	1	3	0-0	0	0	1	65	65.0	1	0	
Sep 29	at Alabama	3	123	41.0	42	0	0	1	0	0	4-4	38	0	8	520	65.0	7	0	
Oct 06	TEXAS A&M	1	36	36.0	36	0	0	0	0	1	1-1	19	0	6	364	60.7	1	0	
Oct 13	AUBURN	7	327	46.7	53	0	1	2	2	2	2-2	46	0	4	258	64.5	2	0	
Oct 27	at Arkansas	6	195	32.5	50	1	0	0	1	1	2-2	41	0	6	384	64.0	4	0	
Nov 03	at Georgia	6	285	47.5	60	0	2	1	2	2	0-1	0	0	6	361	60.2	3	0	
Nov 10	VANDY	8	328	41.0	61	0	0	0	2	4	2-2	44	0	5	306	61.2	1	0	
Opponents		53	2223	41.9	61	1	4	9	10	17	13-16	46	0	55	3432	62.4	26	1	
		46	1896	41.2	61	1	2	16	9	12	15-21	53	1	60	3737	62.3	27	1	

INDIVIDUAL GAME-BY-GAME RUSHING

No.	Player	Att-Yds-TD	UCA	UTEP	TEXAS	TUL	ALA	A&M	AUB	ARK	UGA	VAN	LSU	MSU
3	J. Scott	150-680-6	-	12-111-0	8-95-1	11-62-2	19-49-1	21-108-1	21-137-0	21-50-1	13-21-0	24-47-0		
14	Wallace	111-269-6	13-82-1	11-53-1	12-8-0	8-36-0	8- (-14)-0	13-21-1	15-39-2	11-38-0	7-2-0	13-4-1		
1	Mackey	56-274-3	15-50-0	11-66-0	6-22-1	4-34-1	4-32-1	7-23-0	2-6-0	3- -13-0	2-5-0	2-4-0		
11	Brunetti	38-183-2	8-54-1	2-7-0	4-25-0	13-67-0	2-1-0	3-7-0	-	2-2-1	4-15-0	0-0-0		
5	Mathers	21-113-0	4-20-0	3-26-0	3-18-0	6-28-0	1-8-0	0-0-0	1-4-0	0-0-0	2-8-0	1-0-0		
6	Walton	13-69-1	2-9-1	3-26-0	1-2-0	3-10-0	1-4-0	0-0-0	2-16-0	0-0-0	1- -5-0	0-0-0		
28	Neat	1-39-0	0-0-0	1-39-0	0-0-0	-	-	-	0-0-0	0-0-0	0-0-0	0-0-0		
29	Thomas	3-33-0	1-3-0	-	-	2-30-0	-	-	-	-	0-0-0	-		
9	Miller	6-23-0	2-15-0	-	-	4-8-0	-	-	-	-	-	-		
4	Parker	4-20-0	2-2-0	1-2-0	0-0-0	1-15-0	0-0-0	0-0-0	0-0-0	-	-	-		
85	Logan	1-14-2	0-0-1	0-0-0	0-0-0	1-14-1	0-0-0	0-0-0	0-0-0	0-0-0	0-0-0	0-0-0		
	Total	405-1661-20	47-235-4	44-330-1	34-170-2	53-304-4	35-80-2	44-159-2	42-200-2	37-77-2	29-46-0	40-55-1		
	Opponents	385-1447-13	35-100-2	30-37-0	54-350-4	29-14-0	34-125-0	44-290-2	41-101-2	37-167-1	45-149-1	36-104-1		

INDIVIDUAL GAME-BY-GAME PASSING

No.	Player	Att-Comp-Int	Yds-TD	UCA	UTEP	TEXAS	TUL	ALA	A&M	AUB	ARK	UGA	VAN	LSU	MSU
14	Wallace	279-183-10	24-20-1	22-15-0	24-13-3	16-7-0	26-15-2	34-20-2	22-17-0	37-29-1	25-16-1	49-31-0			
		2249-12	264-2	174-3	178-1	101-1	123-0	305-1	226-1	278-1	187-1	403-1			
11	Brunetti	30-20-0	7-5-0	1-1-0	6-4-0	7-5-0	6-4-0	0-0-0	-	0-0-0	3-1-0	0-0-0			
		178-1	66-1	0-0	51-0	45-0	15-0	0-0	-	0-0	1-0	0-0			
1	Mackey	6-3-1	0-0-0	2-2-0	0-0-0	0-0-0	1-0-1	1-0-0	1-1-0	0-0-0	0-0-0	1-0-0			
		59-1	0-0	34-0	0-0	0-0	0-0	0-0	25-1	0-0	0-0	0-0			
	Total	315-206-11	31-25-1	25-18-0	30-17-3	23-12-0	33-19-3	35-20-2	23-18-0	29-37-1	28-17-1	50-31-0			
	Opponents	317-208-10	32-25-1	40-27-1	24-19-0	41-22-3	30-22-0	26-17-2	18-11-1	43-24-2	28-21-1	35-20-0			
		2423-18	247-2	274-1	326-4	145-0	180-2	191-1	112-0	297-2	384-4	267-2			

INDIVIDUAL GAME-BY-GAME RECEIVING

No.	Player	No-Yds-TD	UCA	UTEP	TEXAS	TUL	ALA	A&M	AUB	ARK	UGA	VAN	LSU	MSU
12	Moncrief	47-614-5	8-104-1	3-72-1	7-144-1	1-23-1	2-37-0	6-73-1	4-27-0	8-60-0	0-0-0	8-74-0		
10	Sanders	29-337-2	1-13-0	0-0-0	1-11-0	2-27-0	7-46-0	5-81-0	1-6-0	5-40-1	2-17-0	5-96-1		
85	Logan	32-392-0	1-3-0	5-44-0	0-0-0	1-11-0	3-18-0	6-53-0	3-51-0	3-32-0	2-20-0	8-160-0		
28	Neat	23-244-0	6-75-0	4-19-0	4-57-0	-	-	-	1-9-0	0-0-0	3-39-0	5-45-0		
1	Mackey	20-279-0	2-6-0	2-14-0	1-0-0	1-30-0	1-12-0	1-68-0	1-22-0	7-99-0	4-23-0	0-0-0		
3	J. Scott	18-173-1	-	1-2-0	0-0-0	1-4-0	2-9-0	0-0-0	3-70-1	5-46-0	3-24-0	3-13-0		
17	Mosley	13-134-2	4-79-0	0-0-0	3-9-0	0-0-0	0-0-0	1-7-0	2-11-0	0-0-0	1-13-0	2-15-0		
83	Allen	7-123-0	2-25-0	0-0-0	1-8-0	1-9-0	0-0-0	0-0-0	2-30-0	0-0-0	1-51-0	0-0-0		
16	C. Moore	4-53-0	0-0-0	0-0-0	0-0-0	2-25-0	1-5-0	1-23-0	-	-	-	-		
22	P. Moore	4-38-1	1-25-1	0-0-0	0-0-0	1-7-0	2-6-0	0-0-0	0-0-0	-	-	-		
6	Walton	3-57-1	0-0-0	1-51-1	0-0-0	0-0-0	1-5-0	0-0-0	0-0-0	0-0-0	0-0-0	0-0-0		
5	Mathers	2-9-0	0-0-0	1-3-0	0-0-0	1-6-0	0-0-0	0-0-0	0-0-0	0-0-0	0-0-0	0-0-0		
45	Greer	2-4-1	0-0-0	1-3-1	0-0-0	0-0-0	-	0-0-0	0-0-0	1-1-0	-	0-0-0		
14	Wallace	1-25-1	0-0-0	0-0-0	0-0-0	0-0-0	0-0-0	0-0-0	1-25-1	0-0-0	0-0-0	0-0-0		
88	Core	1-4-0	0-0-0	0-0-0	0-0-0	1-4-0	0-0-0	0-0-0	0-0-0	0-0-0	0-0-0	0-0-0		
	Total	206-2486-14	25-330-3	18-208-3	17-229-1	12-146-1	19-138-0	20-305-1	18-251-2	29-278-1	17-188-1	31-403-1		
	Opponents	208-2423-18	25-247-2	27-274-1	19-326-4	22-145-0	22-180-2	17-191-1	11-112-0	24-297-2	21-384-4	20-267-2		

INDIVIDUAL GAME-BY-GAME PUNT RETURNS

No.	Player	No-Yds-Lg	UCA	UTEP	TEXAS	TUL	ALA	A&M	AUB	ARK	UGA	VAN	LSU	MSU
28	Neat	12-58-19	3-20-18	2-8-8	0-0-0	-	-	-	0-0-0	2-10-5	2-25-19	3- -5-2		
22	P. Moore	5- (-7)-10	0-0-0	1- (-12)-0	0-0-0	3- -5-2	1-10-10	0-0-0	0-0-0	-	-	-		
3	Sawyer	1-37-37	0-0-0	0-0-0	0-0-0	0-0-0	0-0-0	0-0-0	0-0-0	0-0-0	1-37-37	0-0-0		
	Total	18-88-19	3-20-18	3- (-4)-8	0-0-0	3- -5-2	1-10-10	0-0-0	0-0-0	2-10-5	2-25-19	3- -5-2		
	Opponents	18-78-22	0-0-0	1-18-18	0-0-0	2-11-11	2-22-22	2- (-1)-2	2-4-2	2-6-6	3-17-14	4-1-1		

INDIVIDUAL GAME-BY-GAME KICKOFF RETURNS

No.	Player	No-Yds-Lg	UCA	UTEP	TEXAS	TUL	ALA	A&M	AUB	ARK	UGA	VAN	LSU	MSU
6	Walton	15-403-100	2-49-29	0-0-0	2-110-100	0-0-0	1-15-15	4-61-31	1-25-25	2-59-37	1-20-20	2-64-44		
3	J. Scott	3-37-20	-	0-0-0	3-37-20	0-0-0	0-0-0	0-0-0	0-0-0	0-0-0	0-0-0	0-0-0		
34	Davis	3-52-23	0-0-0	-	-	-	-	-	-	0-0-0	1-22-22	2-30-23		
48	Bigham	2-24-15	0-0-0	0-0-0	2-24-15	0-0-0	0-0-0	0-0-0	0-0-0	0-0-0	0-0-0	-		
7	Elston	1-20-20	0-0-0	1-20-20	-	0-0-0	0-0-0	0-0-0	0-0-0	0-0-0	0-0-0	0-0-0		
5	Mathers	1-14-14	0-0-0	0-0-0	0-0-0	0-0-0	0-0-0	0-0-0	1-14-14	0-0-0	0-0-0	0-0-0		
83	Allen	1-51-0	0-0-0	0-0-0	0-0-0	0-0-0	0-0-0	0-0-0	0-0-0	0-0-0	1-13-13	0-0-0		
1	Mackey	1-20-20	0-0-0	0-0-0	0-0-0	0-0-0	0-0-0	1-20-20	0-0-0	0-0-0	0-0-0	0-0-0		
21	Golson	1-11-11	0-0-0	0-0-0	1-11-11	0-0-0	0-0-0	0-0-0	0-0-0	0-0-0	-	0-0-0		
	Total	28-594-100	2-49-29	1-20-20	8-182-100	0-0-0	1-15-15	5-81-31	2-39-25	2-59-37	3-55-22	4-94-44		
	Opponents	30-726-99	2-61-36	4-70-21	4-74-21	4-94-28	3-142-99	3-96-35	3-96-38	2-4-4	2-40-21	3-49-20		

2012 BREAKDOWN

Category	2012
Record	5-5
SEC	2-4
vs. SEC West	2-2
vs. SEC East	0-2
Non-Conference	2-0
vs. Big 12	0-1
vs. C-USA	2-0
vs. Southland	1-0
Home	3-3
Away	2-2
Neutral	0-0
Day Games	3-1
Night Games (6 p.m. start or later)	2-4
vs. Top 25 teams	0-3
TV games	5-5
on CBS	0-1
on ESPN	0-2
on Pay-Per-View	1-0
on FSN	2-0
on ESPNU	0-2
on SEC Network	2-0
When scoring first	4-2
When opponents score first	1-3
When leading at halftime	3-1
When trailing at halftime	1-3
When tied at halftime	1-1
When leading after third quarter	5-2
When trailing after third quarter	0-3
When tied after third quarter	0-0
In overtime games	0-0
When scoring less than 20 points	0-2
When scoring 20+ points	5-3
When scoring 30+ points	4-2
When allowing less than 20 points	2-0
When allowing 20+ points	3-5
When allowing 30+ points	0-4
When rushing for <100 yards	1-3
When rushing for 100+ yards	4-2
When rushing for 200+ yards	4-0
When passing for 200+ yards	4-3
When passing for 250+ yards	3-2
When passing for 300+ yards	1-2
When totaling <300 yds total offense	0-2
When gaining 300+ yds total offense	5-3
When allowing <100 yds rushing	2-1
When allowing 100+ yds rushing	3-4
When allowing 200+ yds rushing	0-2
When allowing <200 yds passing	2-1
When allowing 200+ yards passing	3-3
When allowing 250+ yards passing	2-3
When allowing 300+ yards passing	0-2
When allowing <300 yds total offense	2-0
When allowing 300+ yds total offense	3-5
When having a 100-yard rusher	2-1
When opp. have a 100-yard rusher	1-3
When having no turnovers	1-1
When having less than 3 turnovers	3-3
When having 3 or more turnovers	2-2
When having no takeaways	0-1
When having <3 takeaways	4-4
When having 3 or more takeaways	1-1
When having more than 30:00 TOP	0-2
When having less than 30:00 TOP	5-3

SCORING DRIVES

vs. Central Arkansas				
Started at	Plays	Yards	Time	Result
Ole Miss 22	9	78	2:52	TD
Ole Miss 25	8	75	2:13	TD
Ole Miss 26	10	74	3:11	TD
Ole Miss 25	5	75	1:44	TD
Ole Miss 30	9	70	2:27	TD
UCA 25	2	25	0:11	TD
Ole Miss 42	7	58	2:36	TD

vs. UTEP				
Started at	Plays	Yards	Time	Result
Ole Miss 27	4	73	0:57	TD
Ole Miss 3	7	97	3:25	TD
Ole Miss 16	15	84	4:42	TD
Ole Miss 31	8	69	2:58	TD

vs. Texas				
Started at	Plays	Yards	Time	Result
Ole Miss 11	12	89	3:07	TD
Ole Miss 23	11	55	4:39	FG
Ole Miss 17	3	83	0:55	TD
Ole Miss 23	6	77	2:02	TD
Ole Miss 0 (KO return)	0	0	0:00	TD

at Tulane				
Started at	Plays	Yards	Time	Result
Tulane 23	2	23	0:41	TD
Ole Miss 23	13	77	4:40	TD
Ole Miss 39	4	61	1:14	TD
Tulane 27	3	27	0:50	TD
Ole Miss 20	15	80	4:52	TD
Tulane 40	5	17	1:30	FG
Tulane 49	7	19	2:46	FG

at Alabama				
Started at	Plays	Yards	Time	Result
Ole Miss 25	13	75	4:23	TD
Ole Miss 30	16	70	5:01	TD

vs. Texas A&M				
Started at	Plays	Yards	Time	Result
Ole Miss 30	15	70	5:41	TD
Texas A&M 45	4	16	1:17	FG
Ole Miss 18	2	82	0:29	TD
Ole Miss 10	17	80	7:24	FG
Texas A&M 5	3	5	1:19	TD

vs. Auburn				
Started at	Plays	Yards	Time	Result
Ole Miss 20	9	80	3:30	TD
Auburn 0	0	0	0:00	TD
Ole Miss 25	9	64	1:00	FG
Ole Miss 27	4	73	1:07	TD
Ole Miss 21	10	58	3:17	FG
Ole Miss 19	8	81	3:14	TD
Auburn 31	3	31	1:20	TD

at Arkansas				
Started at	Plays	Yards	Time	Result
Ole Miss 42	8	58	3:47	TD
Arkansas 22	4	22	1:21	TD
Ole Miss 25	10	75	1:01	TD
Arkansas 18	4	8	0:44	FG
Ole Miss 25	10	39	3:17	FG
Ole Miss 25	8	61	2:09	FG

at Georgia				
Started at	Plays	Yards	Time	Result
Ole Miss 25	8	58	2:54	FG
Ole Miss 30	6	70	1:45	TD

vs. Vanderbilt				
Started at	Plays	Yards	Time	Result
Vanderbilt 31	7	31	2:48	TD
Ole Miss 25	13	70	2:58	FG
Ole Miss 49	10	40	3:38	FG
Ole Miss 33	10	43	4:03	FG
Ole Miss 44	9	56	3:14	TD
Ole Miss 19	13	72	5:28	FG

CHARTING THE BIG PLAYS

— RUSHING —						
Player	10-19	20-29	30-39	40-49	50+	Total
J. Scott	14	2	2	1		19
Wallace	17	2				19
Mackey	9	2				11
Brunetti	5	1				6
Walton	5					5
Mathers	4					4
Thomas	2					2
Logan	1					1
Parker	1					1
Neat			1			1
TOTAL	58	7	3	1	0	69

— PASSING —						
Player	10-19	20-29	30-39	40-49	50+	Total
Wallace	52	13	5	4	7	81
Brunetti	4	1	1			6
Mackey	1	1	1			2
TOTAL	56	15	7	4	7	89

— RECEIVING —						
Player	10-19	20-29	30-39	40-49	50+	Total
Moncrief	9	2	3		3	17
Logan	10	1	2	2		15
Sanders	11	1		2		14
Mackey	6	3	1		1	11
Neat	8	2	1			11
Mosley	4	2				6
J. Scott	5				1	6
Allen	2	1			1	4
C. Moore	1	1				2
Walton					1	1
P. Moore		1				1
Wallace		1				1
TOTAL	56	15	7	4	7	89

IN THE RED ZONE

When the offense moves the ball inside the opponent's 20-yard line, the offense is considered to be in the "red zone," and in prime scoring position. The following chart shows how the Rebel offense performs inside the "red zone" during the 2012 season:

Game	Chances	TD	FG	TO	Downs	Missed FG	Half
Central Arkansas	5	4	0	0	0	1	0
UTEP	3	2	0	0	0	1	0
Texas	2	1	1	0	0	0	0
at Tulane	3	3	0	0	0	0	0
at Alabama	2	2	0	0	0	0	0
Texas A&M	4	3	1	0	0	0	0
Auburn	4	2	2	0	0	0	0
at Arkansas	5	3	2	0	0	0	0
at Georgia	2	1	1	0	0	0	0
Vanderbilt	5	2	3	0	0	0	0
Totals	35	23	10	0	0	2	0
Opp. Totals	35	17	10	4	3	1	0

Ole Miss Scoring Percentage: 0.943 (33-of-35)
Opponents Scoring Percentage: .771 (27-of-35)

Ole Miss Points Scored: 189
Opponents Points Scored: 148

MISCELLANEOUS REBEL RECORDS

THE LAST TIME OLE MISS HAD . . .

30 or more first downs	Central Arkansas, 2012 (31)
500 yards rushing	Auburn, 1951 (515)
400 yards rushing	Fresno State, 2010 (425)
300 yards rushing	Tulane, 2012 (304)
200 yards rushing	Auburn, 2012 (200)
400 yards passing	Vanderbilt, 2012 (403)
300 yards passing	Vanderbilt, 2012 (403)
600 yards total offense	Louisiana-Monroe, 2003 (612)
500 yards total offense	UTEP, 2012 (538)
90 plays total offense	Vanderbilt, 2012 (90)
Four passes intercepted	Vanderbilt, 2011 (5)
Four pass interceptions	Southern Illinois, 2011 (4)
10 sacks	Mississippi State, 2008 (11)
10 penalties	Texas A&M, 2012 (10)
100 yards in penalties	Fresno State, 2011 (107)
50 points	Fresno State, 2010 (55)
99 yard scoring drive	Memphis State, 1989 (12 plays)
90-plus yard scoring drive	UTEP, 2012 (97 yards, 7 plays; Jaylen Walton 51-yard pass from Bo Wallace)

THE LAST TIME OLE MISS HELD ITS OPPONENT TO . . .

Less than 10 first downs	Mississippi State, 2008 (8)
10 first downs	Mississippi State, 2006 (10)
Negative yards rushing	Mississippi State, 2008 (-64)
10 yards rushing	Georgia, 1993 (1)
100 yards (or less) rushing	Vanderbilt, 2012 (92)
Zero yards passing	Alabama, 1988
No pass completions	Alabama, 1988
10 yards passing	Georgia, 1977 (7)
10 pass attempts	LSU, 2011 (8)
Zero yards total offense	Sewanee, 1938
50 yards (or less) total offense	Mississippi State, 2008 (24)
75 yards (or less) total offense	Mississippi State, 2008 (24)
150 yards (or less) total offense	Mississippi State, 2008 (24)
200 yards (or less) total offense	Tulane, 2012 (159)
No touchdowns	Tulane, 2012 (0 points)

THE LAST TIME OLE MISS . . .

Had two passers throw for 100 yards	Jacksonville State, 2010 (Nathan Stanley 133, Jeremiah Masoli 109)
Had two passers complete 10 passes	Auburn, 2005 (Micheal Spurlock, 10-18, Ethan Flatt, 11-17)
Had two runners rush for 100 yards	Louisiana, 2010 (Brandon Bolden 136, Enrique Davis 116)
Had two receivers over 100 receiving yards	Louisiana-Monroe, 2003 (Chris Collins 121, Taye Biddle 105)
Had two receivers catch 10 passes	Arkansas, 2002 (Bill Flowers 11, Chris Collins 10)
Had four receivers catch five passes	Vanderbilt, 2012 (Donte Moncrief 8, Ja-Mes Logan 8, Vince Sanders 5, Korvic Neat 5)
Had three receivers catch five passes	Vanderbilt, 2012 (Donte Moncrief 8, Ja-Mes Logan 8, Vince Sanders 5, Korvic Neat 5)
Had two receivers catch five passes	Vanderbilt, 2012 (Donte Moncrief 8, Ja-Mes Logan 8, Vince Sanders 5, Korvic Neat 5)
Completed a pass to at least 10 different receivers	Tulane 2012 (10)
Had a 100-yard rusher and a 100-yard receiver	LSU, 2009 (Dexter McCluster 148 yards rushing/Shay Hodge 117 yards receiving)
Had two players with 200 all-purpose yards	Missouri, 2007 (BenJarvus Green-Ellis 226, Marshay Green 208)
Returned a punt for a TD	Georgia, 2011 (Nickolas Brassell, 84 yards)
Returned a kickoff for a TD	Texas, 2012 (Jaylen Walton, 100 yards)
Returned an interception for a TD	BYU, 2011 (Charles Sawyer, 96 yards)
Returned two interceptions for TDs	Northern Illinois, 1993 (Alundis Brice, 37 yards; Antonious Bonner, 46 yards)
Returned a fumble for a TD	Citadel, 2005 (Travis Johnson, 16 yards)
Recovered a fumble for a TD	Auburn, 2012 (C.J. Johnson)
Recovered four fumbles in a game	Texas A&M, 2012
Blocked a punt	Arkansas, 2012 (Charles Sawyer)
Blocked a punt for a TD	Memphis, 2007 (Kendrick Lewis recovered Brandon Sutherland's blocked punt)
Blocked an opponent's FG attempt	Fresno State, 2010 (Allen Walker blocked Goessling's 46-yard attempt)
Blocked an opponent's FG attempt for a TD	Louisiana Tech, 2007 (Brandon Jenkins blocked D. Horwedel's 36-yard attempt, Dustin Mouzon 55-yard return)
Blocked two opponent's FG attempts	Northern Arizona, 2009
Had a punt blocked	Texas, 2012

Had a punt blocked for a TD	Alabama, 2003
Had a kickoff returned for a TD	Alabama, 2012
Had a punt returned for a TD	Arkansas, 2010
Had an interception returned for a TD	Texas A&M, 2012
Had a fumble returned for a TD	LSU, 2011
Missed a PAT kick	Fresno State, 2011
Had a PAT kick blocked	Fresno State, 2011
Had a PAT kick blocked and returned for a two-point conversion	Auburn, 2009
Blocked an opponent's PAT kick	Florida, 2008 (Kentrell Lockett blocked J. Phillip's attempt)
A successful two-point conversion	Arkansas, 2007 (Mike Wallace pass from Brent Scheaffer, 4th quarter)
Had a field goal attempt blocked	Central Arkansas, 2012 (Bryson Rose's 58-yard attempt)
Had two field goal attempts blocked	Kentucky, 2005 (Robert Bass' 39-yd attempt, Matt Hinkle's 44-yard attempt)
Gained a first down off a fake field goal attempt	Georgia, 1995
Scored a touchdown off a fake field goal attempt	Alabama, 2008 (Jason Cook 9-yard pass from Rob Park)
Gained a first down off a fake punt	Mississippi State, 2009 (Reggie Hicks 20-yard pass from Billy Tapp)
Recovered an onside kick	Arkansas, 2011 (Jamal Mosley)
Shut out an opponent	Tulane, 2012 (39-0)
Was shut out	Arkansas, 1998 (34-0)
Played an overtime game	Jacksonville State, 2010 (L, 48-49)
Scored a safety	Texas Tech, 2008 (Patrick Trahan sacks Graham Harrell in the end zone)
Scored 2 safeties in the same game	Northern Illinois, 1993 (team)
Gave up a safety	Georgia, 2012
Had no turnovers	Vanderbilt, 2012
Had no penalties	Alabama, 2011
Defeated a nationally ranked team	Oklahoma State, 2009 (21-7, #21 Associated Press; #18 ESPN/USAToday Coaches)
Was ranked in top 25	Final 2009 (#20 AP; #21 ESPN/USAToday Coaches)
Ended the year ranked in top 25	2009 (#20 AP; #21 ESPN/USAToday Coaches)

THE LAST TIME AN OLE MISS PLAYER . . .

Rushed 30 times	BenJarvus Green-Ellis vs. Missouri, 2007 (33)
Rushed 25 times	Dexter McCluster vs. Tennessee, 2009 (25)
Rushed for 250 yards	Dexter McCluster vs. Tennessee, 2009 (282)
Rushed for 200 yards	Brandon Bolden vs. Fresno State, 2010 (228)
Rushed for 150 yards	Brandon Bolden vs. Fresno State, 2010 (228)
Rushed for 100 yards	Jeff Scott vs. Auburn, 2012 (137)
Passed for 400 yards	Bo Wallace vs. Vanderbilt, 2012 (403)
Passed for 300 yards	Bo Wallace vs. Vanderbilt, 2012 (403)
Attempted 50 passes	Eli Manning vs. Arkansas, 2002 (56)
Attempted 40 passes	Bo Wallace vs. Vanderbilt, 2012 (49)
Attempted 30 passes	Bo Wallace vs. Vanderbilt, 2012 (49)
Completed 30 passes	Bo Wallace vs. Vanderbilt, 2012 (31)
Completed 20 passes	Bo Wallace vs. Vanderbilt, 2012 (31)
Passed for 4 or more TDs	Jevan Snead vs. Mississippi State, 2008 (4)
Threw 3 or more interceptions	Bo Wallace vs. Texas, 2012 (3)
Had 400 yards Total Offense	Bo Wallace vs. Vanderbilt, 2012 (407)
Had 300 yards Total Offense	Bo Wallace vs. Vanderbilt, 2012 (407)
Had 100 yards rushing and passing	Jeremiah Masoli vs. Vanderbilt, 2010 (104 rushing, 190 passing)
Had 100 yards rushing and receiving	Dexter McCluster vs. Arkansas, 2009 (123 rushing, 137 receiving)
Had 250 All-Purpose Yards	Dexter McCluster vs. Tennessee, 2009 (324)
Had 200 All-Purpose Yards	Jeff Scott vs. Auburn, 2012 (207)
Caught 10 passes	Mike Espy vs. Tennessee, 2005 (10)
Caught 9 passes	Mike Espy vs. Auburn, 2005 (9)
Had 100 receiving yards	Ja-Mes Logan vs. Vanderbilt, 2012 (160)
Scored 10 points kicking	Bryson Rose vs. Vanderbilt, 2012 (14)
Scored 4 touchdowns rushing	Dexter McCluster vs. Tennessee, 2009
Scored 3 touchdowns rushing	Jeff Scott vs. Southern Illinois, 2011
Scored 2 touchdowns rushing	Bo Wallace vs. Auburn, 2012 (2)
Scored 3 touchdowns receiving	Chris Collins vs. Auburn, 2002
Scored 2 touchdowns receiving	Donte Moncrief vs. Arkansas, 2011 (2)
Scored a touchdown rushing, passing and receiving	Bo Wallace vs. Auburn, 2012
Intercepted 3 passes	Don Price vs. Vanderbilt, 1986 (3)
Intercepted 2 passes	Dustin Mouzon vs. Memphis, 2007 (2)
Forced 3 fumbles	Rory Johnson vs. Vanderbilt, 2006 (3)
Recovered 2 fumbles	Kentrell Lockett at Auburn, 2011 (2)
Punted for a 70-yard game average	Bill Smith vs. Southern Miss, 1984 (2-84.5)
Kicked a 45-yard Field Goal	Bryson Rose at Arkansas, 2012 (53)
Kicked a 50-yard Field Goal	Bryson Rose at Arkansas, 2012 (53)
Kicked five field goals in game	Bryson Rose vs. Louisiana, 2010 (5)
Kicked four field goals in game	Bryson Rose vs. Vanderbilt, 2012 (4)

OLE MISS 49, CENTRAL ARKANSAS 27

Game #1 • Sept. 1, 2012

Attendance: 50,554 • Vaught-Hemingway Stadium • Oxford, Miss.

OXFORD, Miss. - Sophomore quarterback Bo Wallace went 20-24 for 264 yards and two touchdowns, and Ole Miss (1-0) opened the Hugh Freeze era by coming back from a six-point halftime deficit to defeat Central Arkansas 49-27 at Vaught-Hemingway Stadium.

Playing in front of 50,554 fans on a gorgeous Saturday evening, the Ole Miss Rebels fought off a resilient Central Arkansas team by outscoring the Bears 35-7 in the second half.

Ole Miss' opening possession of the season nearly resulted in a punt, but Freeze made the gutsy call and went for it on fourth-and-inches from Ole Miss' own 31-yard line. After a QB sneak from Wallace for the first down, the Rebels' offense shifted into overdrive.

On the very next play, with no passing options open, Wallace showed his mobility by scampering for 13 yards. An end-around to senior Randall Mackey followed for another first down before Wallace again showed his wheels with a quarterback keeper up the middle for 25 yards and a touchdown three plays later.

Central Arkansas entered the halftime break with a 20-14 lead, but Ole Miss responded in the second half by outscoring the Bears 35-7, including 35-answered, and erasing all doubt in the game's outcome.

The Rebels began their second half scoring in a rather unconventional manner. After marching down the field to the UCA six-yard line, Wallace rushed up the middle and attempted to dive into the end zone but the ball was popped free. Flying through the air, the ball eventually landed in the back half of the endzone where junior wide receiver Ja-Mes Logan was on the spot and recovered the ball for the touchdown. After a Bryson Rose extra point, the lead was Ole Miss' once again, 21-20, and the Rebels would never look back.

Ole Miss followed up its first touchdown drive of the second half with another one on the ensuing possession that was capped off by a 53-yard touchdown throw from Wallace to Donte Moncrief down the middle. Moncrief finished the game with eight receptions for a game-high 104 yards and a touchdown. It was the first 100-yard receiving game of Moncrief's young career.

OLE MISS 28, UTEP 10

Game #2 • Sept. 8, 2012

Attendance: 53,133 • Vaught-Hemingway Stadium • Oxford, Miss.

OXFORD, Miss. - Two first-half touchdown passes of 50-plus yards by sophomore quarterback Bo Wallace, along with two crucial defensive stands, led Ole Miss (2-0) to a 28-10 win over UTEP (0-2) in front of 53,133 fans at Vaught-Hemingway Stadium. The Rebels' 2-0 start is its first since 2009.

Wallace was 15-22 passing for 174 yards and three touchdowns. The Pulaski, Tenn., native also rushed for 53 yards and a score.

Wallace's top target was sophomore wide receiver Donte Moncrief, who had three receptions for 72 yards and a touchdown. Junior wide receiver Ja-Mes Logan had a team-high five catches for 44 yards.

After holding the Miners on their opening possession, Ole Miss took just four plays to drive 73 yards for a touchdown. The drive was highlighted by a picture-perfect 55-yard touchdown pass from Wallace to sophomore wide receiver Donte Moncrief, who got behind the UTEP cornerback and hauled in the pass that traveled 45 yards in the air.

UTEP opened the second quarter with first down at the seven-yard line, but failed to get into the endzone on the first three plays. Facing fourth down with the ball on the one-yard line, the Miners rolled the dice and went for it. The Rebels defense was up to the challenge, however, and tackled Nick Lamaison on the quarterback keeper two yards behind the line of scrimmage.

The Rebels used the momentum gained from the fourth-down stop to drive 97 yards in 3:25 to gain a two-touchdown lead. Again, the Rebels found pay dirt off a big play, as Wallace hit freshman running back Jaylen Walton down the right side for a 51-yard touchdown.

The Rebels defense bent for a second-straight possession, but again didn't break as sophomore cornerback Cody Prewitt picked off UTEP quarterback Carson Meger in the Ole Miss endzone and returned it 16 yards to maintain the 14-0 lead for the Rebels.

Ole Miss used a methodical, 15-play, 84-yard drive capped off with a four-yard touchdown run by Wallace to the right corner of the endzone with 28.3 seconds left to take a 21-0 lead into the half.

After 10 unanswered points by the Miners in the third quarter narrowed the Rebels lead to 21-10, Ole Miss got back on the board with 11:18 left on the clock in the fourth quarter. Wallace capped off the eight-play drive by hitting H.R. Greer for a three-yard touchdown pass with Greer diving to extend the ball over the pylon in the right corner.

Ole Miss	14	0	14	21	—	49
Central Arkansas	7	13	0	7	—	27

1st Quarter	
10:48	UM B. Wallace 25-yard run (B. Rose kick)
5:14	UCA J. Walker 3-yard run (E. Camara kick)
3:01	UM J. Walton 10-yard run (B. Rose kick)
2nd Quarter	
13:12	UCA T. Bobo 2-yard run (kick failed)
8:24	UCA A. Lasker 62-yard pass from W. Smothers (E. Camara)
3rd Quarter	
6:40	UM J. Logan 0-yard fumble recovery (B. Rose kick)
3:20	UM D. Moncrief 53-yard pass from B. Wallace (B. Rose kick)
4th Quarter	
11:42	UM J. Mosley 11-yard pass from B. Brunetti (B. Rose kick)
10:29	UM P. Moore 25-yard pass from B. Wallace (B. Rose kick)
05:57	UM B. Brunetti 11-yard run (B. Rose kick)
01:29	UCA D. Lewis 15-yard pass from W. Smothers (E. Camara)

UTEP	0	0	10	0	—	10
Ole Miss	7	14	0	7	—	28

1st Quarter	
10:32	UM D. Moncrief 55-yard pass from B. Wallace (B. Rose kick)
2nd Quarter	
10:03	UM J. Walton 51-yard pass from B. Wallace (B. Rose kick)
00:28	UM B. Wallace 4-yard run (B. Rose kick)
3rd Quarter	
10:57	UTEP J. Leslie 26-yard pass from N. Lamaison (S. Valdez kick)
2:58	UTEP S. Valdez 37-yard FG
4th Quarter	
11:18	UM H.R. Greer 3-yard pass from B. Wallace (B. Rose kick)

Team Stats	UM	UCA	Individual Leaders
First Downs	31	18	Rushing
Rushes-Yards	47-266	35-124	UM: Wallace, 13-82 (TD)
Passing Yards	330	247	Brunetti, 8-54 (TD)
Att.-Comp.-Int.	31-25-1	32-25-1	Mackey, 15-50
Total Plays-Yards	78-565	67-347	UCA: Hinton, 13-52
Fumbles-Lost	2-0	1-1	Passing
Penalties-Yards	3-18	3-25	UM: Wallace, 20-24-1-264 (2 TD)
Punts-Average	7-41.3	4-46.7	Brunetti, 5-7-0-66 (TD)
Punt Returns	0	3	UCA: Smothers, 25-32-1-247 (2TD)
KO Returns	2	2	Receiving
Interceptions	1	1	UM: Moncrief, 8-104 (TD)
Possession Time	27:46	32:14	Neat, 6-75
3rd Down Conv.	6-11	7-15	Mosley, 4-79 (TD)
4th Down Conv.	1-1	0-0	UCA: Lasker, 3-89 (TD)
Sacks By-Yards	4-22	3-17	

Team Stats	UM	UTEP	Individual Leaders
First Downs	25	17	Rushing
Rushes-Yards	44-330	30-85	UM: J. Scott, 12-111
Passing Yards	208	274	R. Mackey, 11-67
Comp.-Att.-Int.	18-25-0	27-40-1	UTEP: A. Golden, 11-55
Total Plays-Yards	69-538	70-311	Passing
Fumbles-Lost	4-3	2-0	UM: B. Wallace, 15-22-0-174 (3 TD)
Penalties-Yards	3-30	8-70	UTEP: N. Lamaison, 21-33-0-213 (TD)
Punts-Average	3-48.0	7-43.0	Receiving
Punt Returns	3-(-4)	1-18	UM: J. Logan, 5-44
KO Returns	1-20	4-70	K. Neat, 4-19
Interceptions	1	0	D. Moncrief, 3-72 (TD)
Possession Time	27:37	32:23	UTEP: M. Edwards, 9-88
3rd Down Conv.	7-12	5-15	J. Leslie, 6-80 (TD)
4th Down Conv.	0-0	0-2	
Sacks By-Yards	5-29	1-3	

#12 TEXAS 66, OLE MISS 31

Game #3 • Sept. 15, 2012

Attendance: 61,797 • Vaught-Hemingway Stadium • Oxford, Miss.

OXFORD, Miss. - In a high-scoring affair that saw a total of 97 points scored, the Ole Miss football team (2-1) could not stop the No. 12 Texas (3-0) offense, and lost its first game of the season 66-31 at Vaught-Hemingway Stadium.

Playing in front of 61,797 fans, the fourth-largest crowd in school history and the largest ever for a non-conference game, the Rebels accumulated 19 first downs and 399 yards of offense, but couldn't get the Longhorns' offense off the field. The Longhorns scored on seven-straight possessions, including six touchdowns, spanning from the first quarter to the final minute of the third quarter.

Trailing 10-0 with just over three minutes remaining in the first quarter, Ole Miss got on the board with an impressive 12-play, 89-yard drive that started from its own 11-yard line. The Rebels faced a tough third-and-17 from its own 41-yard line, but sophomore quarterback Bo Wallace found junior wide receiver Korvic Neat down the middle for 30 yards and new life. From there, the Rebels needed just four more plays before senior running back Randall Mackey rushed to the right side from three yards out for the touchdown.

Wallace and Donte Moncrief connected for the third consecutive game. Wallace connected with Moncrief in the third quarter on a beautiful 75-yard touchdown pass.

Wallace and Moncrief have connected for 50-plus yard touchdowns in each of Ole Miss' first three games. Moncrief finished the game with seven receptions for 144 yards and a touchdown.

Freshman running back Jaylen Walton capped off the scoring for the Rebels with an eye-opening 100-yard kickoff return down the left sideline in the fourth quarter.

Texas	10	21	21	14	—	66
Ole Miss	0	10	14	7	—	31

1st Quarter

09:41 UT S. Edmond 22-yard interception return (N. Jordan kick)
03:07 UT N. Jordan 31-yard field goal

2nd Quarter

14:54 UM R. Mackey 3-yard run (B. Rose kick)
13:35 UT M. Goodwin 69-yard run (N. Jordan kick)
08:50 UM B. Rose 39-yard field goal
06:34 UT D.J. Grant 3-yard pass from D. Ash (N. Jordan kick)
00:12 UT R. Roberson 1-yard pass from D. Ash (N. Jordan kick)

3rd Quarter

11:40 UT D.J. Monroe 10-yard run (N. Jordan kick)
10:39 UM D. Moncrief 75-yard pass from B. Wallace (B. Rose kick)
06:51 UT M. Brown 5-yard run (N. Jordan kick)
04:41 UM J. Scott 48-yard run (B. Rose kick)
02:30 UT M. Davis 46-yard pass from D. Ash (N. Jordan kick)

4th Quarter

14:23 UT M. Brown 12-yard run (N. Jordan kick)
14:05 UM J. Walton 100-yard kickoff return (B. Rose kick)
11:27 UT M. Goodwin 55-yard pass from D. Ash (N. Jordan kick)

Team Stats	UT	UM	Individual Leaders
First Downs	29	19	Rushing
Rushes-Yards	54-350	34-170	UM: J. Scott, 8-95 (TD)
Passing Yards	326	229	B. Brunetti, 4-25
Comp.-Att.-Int.	19-24-0	17-30-3	UT: M. Brown, 21-128 (2 TD)
Total Plays-Yards	78-676	64-399	M. Goodwin, 2-80 (TD)
Fumbles-Lost	1-0	0-0	Passing
Penalties-Yards	8-55	5-55	UM: B. Wallace, 13-24-3-178 (TD)
Punts-Average	1-48.0	2-41.0	UT: D. Ash, 19-23-0-326 (4 TD)
Punt Returns	0-0	0-0	Receiving
KO Returns	4-74	8-182	UM: D. Moncrief, 7-144 (TD)
Interceptions	3	0	K. Neat, 4-57
Possession Time	37:03	22:57	UT: M. Davis, 5-124 (TD)
3rd Down Conv.	7-12	4-12	M. Goodwin, 2-102 (TD)
4th Down Conv.	1-2	1-2	
Sacks By-Yards	5-27	0-0	

OLE MISS 39, TULANE 0

Game #4 • Sept. 22, 2012

Attendance: 28,913 • Mercedes-Benz Superdome • New Orleans, La.

NEW ORLEANS (AP) - The Ole Miss Rebels pitched their first shutout since 2008 and routed the Tulane Green Wave 39-0 in front of an Ole Miss heavy crowd at the Mercedes-Benz Superdome.

Jeff Scott ran for two touchdowns and Ole Miss piled up 304 yards rushing in handing Tulane its third loss of the season.

The Ole Miss defense, seeking redemption after yielding 66 points in a loss to Texas a week earlier, limited Tulane to 159 yards of total offense.

The Rebels (3-1) constantly pressured Green Wave freshman quarterback Devin Powell. Making his first start, Powell was sacked three times and threw three interceptions. Tulane (0-3) also struggled to run, finishing with 14 net yards.

Playing for the first time since safety Devon Walker fractured his spine at Tulsa on Sept. 8, Tulane wore Walker's No. 18 on one side of its helmets. The similarly supportive Rebels had small "DW" stickers on their helmets.

Rebel quarterback Bo Wallace was 7 of 16 for 101 yards, including a 23-yard touchdown pass to Donte Moncrief. Randall Mackey and Ja-Mes Logan each added running touchdowns.

Ole Miss	26	0	10	3	—	39
Tulane	0	0	0	0	—	0

1st Quarter

12:50 UM J. Scott 13 yd run (C. Conley pass failed)
06:24 UM J. Logan 14 yd run (C. Conley rush failed)
03:04 UM R. Mackey 28 yd run (B. Rose kick)
01:24 UM D. Moncrief 23 yd pass from B. Wallace (B. Rose kick)

2nd Quarter

None

3rd Quarter

07:56 UM J. Scott 4 yd run (B. Rose kick)
04:50 UM B. Rose 40 yd field goal

4th Quarter

05:09 UM B. Rose 47 yd field goal

Team Stats	UM	TLN	Individual Leaders
First Downs	25	14	Rushing
Rushes-Yards	53-304	29-14	UM: B. Brunetti, 13-67
Passing Yards	146	145	J. Scott, 11-62 (2 TD)
Comp.-Att.-Int.	12-23-0	22-41-3	TLN: R. Kelley, 14-33
Total Plays-Yards	76-450	70-159	Passing
Fumbles-Lost	6-3	1-1	UM: B. Wallace, 7-16-0-101 (TD)
Penalties-Yards	5-60	5-30	B. Brunetti, 5-7-0-45
Punts-Average	3-45.0	7-41.6	TLN: D. Powell, 22-41-3-145
Punt Returns	3-(-5)	2-11	Receiving
KO Returns	0	4-94	UM: V. Sanders, 2-27
Interceptions	3	0	C. Moore, 2-25
Possession Time	26:10	33:50	TLN: R. Grant, 6-55
3rd Down Conv.	10-16	2-16	
4th Down Conv.	0-0	1-5	
Sacks By-Yards	3-25	2-18	

#1 ALABAMA 33, OLE MISS 14

Game #5 • Sept. 29, 2012

Attendance: 101,821 • Bryant-Denny Stadium • Tuscaloosa, Ala.

TUSCALOOSA, Ala. - The Ole Miss defense held No. 1 Alabama to just six points in the second half, but turnovers in the first half proved to be too much to overcome as the Rebels fell to the Crimson Tide 33-14 at Bryant-Denny Stadium.

Ole Miss (3-2, 0-1 SEC) briefly held the lead when Jeff Scott scored on a 1-yard run early in the second quarter, but Alabama erased it quickly on the ensuing kickoff, when Christian Jones raced 99 yards to the endzone to give the Crimson Tide a 13-7 advantage.

Alabama (5-0, 2-0 SEC) added two more touchdowns to go into the locker room leading 27-7.

The Rebels were able to mount an impressive 16-play, 70-yard scoring drive in the third quarter to cut Alabama's lead to 13, and the defense held the Crimson Tide scoreless in the third quarter.

Quarterback Bo Wallace ended the game 15-of-26 for 123 yards, while Jeff Scott recorded 49 yards rushing on 19 carries and the touchdown. Scott has now scored four times in the last three games.

On the defensive side of the ball, Cody Prewitt recorded a career-high 13 tackles while Denzel Nkemdiche made a career-best 11, including three for a loss, and caused two fumbles.

Alabama came into the game averaging 204 yards a game on the ground, but the Rebel defense held them to just 125 yards.

Ole Miss	0	7	7	0	—	14
Alabama	6	21	0	6	—	33
1st Quarter						
07:17	UA	J. Shelley 38 yd field goal				
03:03	UA	J. Shelley 38 yd field goal				
2nd Quarter						
13:40	UM	J. Scott 1 yd run (B. Rose kick)				
13:25	UA	C. Jones 99 yd kickoff return (J. Shelley kick)				
10:30	UA	A. Cooper 16 yd pass from AJ McCarron (J. Shelley kick)				
01:37	UA	A. Cooper 12 yd pass from AJ McCarron (J. Shelley kick)				
3rd Quarter						
06:35	UM	R. Mackey 12 yd run (B. Rose kick)				
4th Quarter						
12:19	UA	J. Shelley 26 yd field goal				
01:41	UA	J. Shelley 24 yd field goal				

Team Stats	UM	UA	Individual Leaders	
First Downs	16	17	Rushing	
Rushes-Yards	35-80	34-125	UM:	J. Scott, 19-49 (TD)
Passing Yards	138	180		R. Mackey, 4-32 (TD)
Comp.-Att.-Int.	19-33-3	23-30-0	UA:	E. Lacy, 19-82
Total Plays-Yards	68-218	64-305		T.J. Yeldon, 10-38
Fumbles-Lost	0-0	3-1	Passing	
Penalties-Yards	2-15	2-8	UM:	B. Wallace, 15-26-2-123
Punts-Avg.	6-36.2	3-41.0	UA:	A. McCarron, 22-30-0-180 (2 TD)
Punt Returns-Avg.	1-10.0	2-11.0	Receiving	
KO Returns-Avg.	1-15.0	3-47.3	UM:	V. Sanders, 7-46
Interceptions	0	3		D. Moncrief, 2-37
Possession Time	25:01	34:59	UA:	A. Cooper, 8-84 (2 TD)
3rd Down Conv.	8-17	11-18		
4th Down Conv.	2-2	0-0		
Sacks By-Yards	1-10	5-31		

TEXAS A&M 30, OLE MISS 27

Game #6 • Oct. 6, 2012

Attendance: 55,343 • Vaught-Hemingway Stadium • Oxford, Miss.

OXFORD, Miss. — On a chilly Saturday evening at Vaught-Hemingway Stadium, the Ole Miss Rebels fell in heartbreaking fashion, 30-27, to Texas A&M. Ole Miss (3-3, 0-2 SEC) led by 10 points in the fourth quarter against the Aggies, but couldn't hold on to the victory.

Leading by four points with just over three minutes remaining in the game, Ole Miss had possession of the ball and faced a fourth-and-1 opportunity from its own 39-yard line. Already two-for-two for the game, the Rebels went for it again, but junior running back Jeff Scott was stopped at the line of scrimmage and Texas A&M (4-1, 2-1 SEC) took over on downs.

The Aggies wasted little time with the ball, converting on their fourth play from scrimmage with a 20-yard touchdown pass from Johnny Manziel to Ryan Swope in the back left corner of the endzone.

Ole Miss took a 27-17 lead, its largest of the game, when Wallace hit sophomore wide receiver Donte Moncrief for a four-yard touchdown.

After nearly getting tackled for a safety, Texas A&M regrouped to drive 99 yards for a touchdown, but after missing the extra point attempt, Ole Miss still led by four points at 27-23.

Wallace finished with a season-high 305 yards passing for Ole Miss. The Ole Miss defense caused a season-high six turnovers on the evening against a Texas A&M offense that had only turned the ball over once all season. The Rebels offense finished with 464 total yards.

Texas A&M	7	10	0	13	—	30
Ole Miss	10	7	3	7	—	27
1st Quarter						
14:11	TAMU	B. Malena 59 yd run (T. Bertolet kick)				
08:32	UM	J. Scott 1 yd run (B. Rose kick)				
06:07	UM	B. Rose 46 yd field goal				
2nd Quarter						
10:09	TAMU	T. Bertolet 19 yd field goal				
03:39	UM	B. Wallace 14 yd run (B. Rose kick)				
00:42	TAMU	S. Jenkins 37 yd interception return (T. Bertolet kick)				
3rd Quarter						
07:36	UM	B. Rose 28 yd field goal				
4th Quarter						
14:56	UM	D. Moncrief 4 yd pass from B. Wallace (B. Rose kick)				
06:24	TAMU	J. Manziel 29 yd run (T. Bertolet kick failed)				
01:46	TAMU	R. Swope 20 yd pass from J. Manziel (T. Bertolet kick)				

Team Stats	TAMU	UM	Individual Leaders	
First Downs	24	24	Rushing	
Rushes-Yards	44-290	44-159	UM:	J. Scott, 21-108 (TD)
Passing Yards	191	305	TAMU:	B. Malena, 18-142 (TD)
Comp.-Att.-Int.	17-26-2	20-35-2		J. Manziel, 20-129 (TD)
Total Plays-Yards	70-481	79-464	Passing	
Fumbles-Lost	4-4	0-0	UM:	B. Wallace, 20-34-2-305 (TD)
Penalties-Yards	5-55	10-71	TAMU:	J. Manziel, 17-26-2-191 (TD)
Punts-Avg.	1-36.0	4-45.8	Receiving	
Punt Returns-Avg.	2-(-.5)	0-0.0	UM:	D. Moncrief, 6-73 (TD)
KO Returns-Avg.	3-32.0	5-16.2		J. Logan, 6-53
Interceptions	2	2		V. Sanders, 5-81
Possession Time	26:40	33:20	TAMU:	M. Evans, 8-105
3rd Down Conv.	9-15	9-19		R. Swope, 2-58 (TD)
4th Down Conv.	0-1	2-3		
Sacks By-Yards	1-6	4-40		

OLE MISS 41, AUBURN 20

Game #7 • Oct. 13, 2012

Attendance: 57,068 • Vaught-Hemingway Stadium • Oxford, Miss.

OXFORD, Miss. - Ole Miss coach Hugh Freeze received a Gatorade bath and the Ole Miss faithful stood and cheered the team on in appreciation. After 16 long games, the Rebels finally snapped their Southeastern Conference losing skid with a 41-20 win over Auburn (1-5, 0-4 SEC) on Homecoming at Vaught-Hemingway Stadium.

The win was a long time coming for Ole Miss (4-3, 1-2 SEC), as the Rebels snapped a skid that stretched back to Oct. 2, 2010. Ole Miss played an inspired game Saturday in front of 57,068 fans, and drew praise from their head coach.

Ole Miss junior running back Jeff Scott paced the Ole Miss offense with 207 all-purpose yards and one touchdown. Scott ran for 137 yards - one yard shy of his career high - on 21 carries, and had three catches for 70 yards and a touchdown. Scott's 70 receiving yards were a career high, and his 55-yard touchdown catch was the first touchdown reception of his career.

Scott wasn't the only star on offense for the potent Rebels attack. Quarterback Bo Wallace scored in just about every way for Ole Miss. The sophomore had his first receiving touchdown, two rushing touchdowns and threw for a score as well. He is the first player in school history to have a rushing, passing and receiving touchdown in the same game.

Ole Miss had a fantastic start to the game Saturday afternoon. The Rebels capped off a nine-play, 80-yard drive with a 25-yard touchdown pass from senior running back Randall Mackey to Wallace. Wallace tossed the ball back to Mackey who ran to his right before stopping and throwing across the field to a streaking Wallace down the left sideline. It was the first touchdown reception of Wallace's career.

The Rebels opened the second half similarly to the first half, with an impressive four-play, 73-yard touchdown drive highlighted by a gorgeous 40-yard pass from Wallace to Ja-Mes Logan in between two Auburn defensive backs. Wallace capped off the drive with a one-yard touchdown run.

The Rebels' 41 points were their most points scored in the series against Auburn since 1992.

Auburn	0	17	3	0	—	20
Ole Miss	14	3	7	17	—	41

1st Quarter

07:14 UM B. Wallace 25 yd pass from R. Mackey (B. Rose kick)
05:39 UM C.J. Johnson 0 yd fumble recovery (B. Rose kick)

2nd Quarter

13:56 AU T. Mason 1 yd run (C. Parkey kick)
05:56 AU T. Mason 6 yd run (C. Parkey kick)
01:00 AU C. Parkey 46 yd field goal
00:00 UM B. Rose 28 yd field goal

3rd Quarter

13:53 UM B. Wallace 1 yd run (B. Rose kick)
04:38 AU C. Parkey 31 yd field goal

4th Quarter

13:28 UM B. Rose 39 yd field goal
05:02 UM J. Scott 55 yd pass from B. Wallace (B. Rose kick)
03:26 UM B. Wallace 2 yd run (B. Rose kick)

Team Stats	AU	UM
First Downs	13	22
Rushes-Yards	41-101	42-200
Passing Yards	112	251
Comp.-Att.-Int.	11-18-1	18-23-0
Total Plays-Yards	59-213	65-451
Fumbles-Lost	1-1	0-0
Penalties-Yards	6-38	3-15
Punts-Avg.	7-46.7	4-41.0
Punt Returns-Avg.	2-2.0	0-0.0
KO Returns-Avg.	3-32.0	2-19.5
Interceptions	0-0	1-38
Possession Time	34:20	25:40
3rd Down Conv.	5-15	5-12
4th Down Conv.	0-0	0-1
Sacks By-Yards	2-18	2-14

Individual Leaders
Rushing
UM: J. Scott, 21-137
B. Wallace, 15-39 (2 TD)
AU: T. Mason, 18-82 (2 TD)
Passing
UM: B. Wallace, 17-22-0-226 (TD)
AU: C. Moseley, 11-18-1-112
Receiving
UM: D. Moncrief, 4-27
J. Scott, 3-70 (TD)
J. Logan, 3-51
AU: E. Blake, 4-38

OLE MISS 30, ARKANSAS 27

Game #8 • Oct. 27, 2012

Attendance: 55,378 • War Memorial Stadium • Little Rock, Ark.

LITTLE ROCK, Ark. -- Senior kicker Bryson Rose kicked a 31-yard field goal as time expired to give the Ole Miss Rebels a 30-27 win against Arkansas at War Memorial Stadium.

The win is the second straight in the Southeastern Conference for the Rebels (5-3, 2-2), who snapped a 16-game league losing streak in their last game against Auburn.

Rose's field goal was his third of the game, including a career-best 53-yarder that put Ole Miss up 27-20 early in the fourth quarter.

The Razorbacks (3-5, 2-3) tied the game at 27-27 with 2:09 remaining on a 4-yard touchdown run by Dennis Johnson, who finished with a career-high 161 yards.

Rebels quarterback Bo Wallace - who finished with 278 yards passing - directed Ole Miss on an eight-play, 61-yard drive that set up Rose's game-winning field goal.

This was Ole Miss' first SEC road win since beating Vanderbilt 23-7 on Oct. 3, 2009.

The Razorbacks (3-5, 2-3) tied the game at 27-27 with 2:09 remaining on a 4-yard touchdown run by Dennis Johnson, who finished with a career-high 161 yards.

While Arkansas did amass 464 yards of offense, the Rebel defense came up with some big plays, intercepting Arkansas quarterback Tyler Wilson twice. Cornerback Charles Sawyer had one of the two INTs and also blocked a punt near the end of the second quarter that set up the Rebels second touchdown of the game.

It was the first Ole Miss blocked punt since Dustin Mouzon against Alabama in 2007.

Redshirt-freshman LB Denzel Nkemdiche led all Ole Miss tacklers with eight stops and grabbed his second interception of the year to set up a third-quarter field goal drive.

Ole Miss	0	21	3	6	—	30
Arkansas	10	7	0	10	—	27

1st Quarter

11:17 AR Z. Hocker 22 yd field goal
05:33 AR C. Gragg 42 yd pass from T. Wilson (Z. Hocker kick)

2nd Quarter

13:47 UM V. Sanders 4 yd pass from B. Wallace (B. Rose kick)
07:44 UM B. Brunetti 1 yd run (B. Rose kick)
01:21 AR A. Voelzke 6 yd pass from T. Wilson (Z. Hocker kick)
00:20 UM J. Scott 1 yd run (B. Rose kick)

3rd Quarter

03:20 UM B. Rose 27 yd field goal

4th Quarter

13:23 AR Z. Hocker 41 yd field goal
10:06 UM B. Rose 53 yd field goal
02:09 AR D. Johnson 5 yd run (Z. Hocker kick)
00:00 UM B. Rose 31 yd field goal

Team Stats	UM	AR
First Downs	22	24
Rushes-Yards	37-77	37-167
Passing Yards	278	297
Comp.-Att.-Int.	29-37-1	24-43-2
Total Plays-Yards	74-355	80-464
Fumbles-Lost	1-1	1-0
Penalties-Yards	5-33	12-70
Punts-Avg.	6-41.0	6-32.5
Punt Returns-Avg.	3-15.7	2-3.0
KO Returns-Avg.	2-29.5	2-2.0
Interceptions-Yds.	2-32	1-1
Possession Time	27:10	32:50
3rd Down Conv.	7-15	5-16
4th Down Conv.	0-0	2-2
Sacks By-Yards	3-25	3-26

Individual Leaders
Rushing
UM: J. Scott, 21-50 (TD)
B. Wallace, 11-38
AR: D. Johnson, 27-161 (TD)
Passing
UM: B. Wallace, 29-37-1-278 (TD)
AR: T. Wilson, 24-43-2-297 (2 TD)
Receiving
UM: D. Moncrief, 8-60
R. Mackey, 7-99
J. Scott, 5-46
V. Sanders, 5-40 (TD)
AR: C. Hamilton, 12-146

#6 GEORGIA 37, OLE MISS 10

Game #9 • Nov. 3, 2012
Attendance: 92,746 • Sanford Stadium • Athens, Ga.

ATHENS, Ga. (AP) - Ole Miss led 10-0 in the first half, but No. 6 Georgia responded with 37 unanswered points as the Rebels fell 37-10 at Sanford Stadium.

Sophomore quarterback Bo Wallace finished the game 16-for-25 passing for 187 yards and a touchdown. His 13-yard touchdown pass to Jamal Mosley in the second quarter gave the Rebels an early 10-0 lead.

Ole Miss (5-4, 2-3) used blitzes to record five sacks in the first half. The defensive gambles left opportunities for Murray, who completed 21 of 28 passes for 384 yards with no interceptions and touchdown passes of 66, 40, 42 and 28 yards.

Georgia's defense, coming off last week's 17-9 win over then-No. 3 Florida, delivered another strong performance, holding Ole Miss to 234 yards. The Rebels were limited to just 55 yards in the second half.

Jeff Scott led Ole Miss with only 21 yards rushing on 13 carries.

Bo Wallace threw a 51-yard pass to tight end Ferbia Allen to set up Bryson Rose's 34-yard field goal on the Rebels' opening drive.

With Ole Miss leading 10-7, Rebel freshman linebacker Denzel Nkemdiche forced two fumbles during a spree of four turnovers -- two by each team -- in five second-quarter plays. Gurley and Keith Marshall fumbled after hits by Nkemdiche, from Loganville, Ga.

The momentum carried into the second half, when Georgia scored touchdowns on its first two possessions.

Ole Miss	3	7	0	0	—	10
Georgia	0	14	16	17	—	37

1st Quarter		
12:06	UM	B. Rose 34 yd field goal
2nd Quarter		
11:45	UM	J. Mosley 13 yd pass from B. Wallace (B. Rose kick)
10:30	GA	M. Brown 66 yd pass from A. Murray (M. Morgan kick)
00:03	GA	T. King 40 yd pass from A. Murray (M. Morgan kick)
3rd Quarter		
12:52	GA	M. Mitchell 42 yd pass from A. Murray (M. Morgan kick)
09:17	GA	A. Ogletree 8 yd run (M. Morgan kick)
00:49	GA	TEAM safety
4th Quarter		
08:29	GA	R. Wooten 23 yd pass from A. Murray (M. Morgan kick)

Team Stats	UM	GA	Individual Leaders
First Downs	10	37	Rushing
Rushes-Yards	29-46	45-149	UM: J. Scott, 13-21
Passing Yards	188	384	GA: T. Gurley, 18-117
Comp.-Att.-Int.	17-28-1	21-28-0	Passing
Total Plays-Yards	57-234	73-533	UM: B. Wallace, 16-25-1-187 (TD)
Fumbles-Lost	2-2	2-2	GA: A. Murray, 21-28-0-384 (4 TD)
Penalties-Yards	1-15	3-24	Receiving
Punts-Avg.	8-45.6	6-47.5	UM: R. Mackey, 4-23
Punt Returns-Avg.	2-12.5	3-5.7	K. Neat, 3-39
KO Returns-Avg.	3-18.3	2-20.0	J. Scott, 3-24
Interceptions-Yds.	0-0	1-0	GA: M. Brown, 3-113 (TD)
Possession Time	24:45	35:15	M. Mitchell, 3-55 (TD)
3rd Down Conv.	2-13	7-15	J. Rome, 3-27
4th Down Conv.	0-1	0-1	
Sacks By-Yards	5-34	4-16	

VANDERBILT 27, OLE MISS 26

Game #10 • Nov. 10, 2012
Attendance: 60,572 • Vaught-Hemingway Stadium • Oxford, Miss.

OXFORD, Miss. -- Ole Miss sophomore quarterback Bo Wallace passed for a career-high 403 yards, and junior wide receiver Ja-Mes Logan had eight receptions for 160 yards - both career highs - but the Rebels (5-5, 2-4 Southeastern Conference) couldn't hold on and fell to Vanderbilt (6-4, 4-3 SEC) 27-26 on Saturday night at Vaught-Hemingway Stadium.

The Rebels were attempting to win their sixth game of the season and become bowl eligible for the first time since 2009, but couldn't hold on to the lead in the second half.

Defensively, the Rebels were led by sophomore defensive back Cody Prewitt, who had a team-high seven tackles, and two tackles for losses. Mike Marry and Denzel Nkemdiche each had six tackles for the Rebels.

Ole Miss recovered a fumble on the second play of the game, and converted on the turnover seven plays later with a nine-yard touchdown pass from Wallace to Vince Sanders in the back left corner of the end zone. Sanders finished the game with five receptions for a career-high 96 yards.

Senior kicker Bryson Rose was a busy man in the second quarter, knocking in three field goals of 22, 28 and 41 yards. Rose's three field goals moved him up to fourth on the Rebels' career field goals made list, and third in career points scored by a kicker.

The Rebels opened the second half strong, scoring on the opening drive with a nine-play, 56-yard drive capped off by a 1-yard touchdown run by Wallace, his sixth rushing touchdown of the season. The touchdown gave Ole Miss a 23-6 lead.

Vanderbilt scored 14-unanswered points in the third quarter to cut the Rebels lead to three points. A Rose field goal with 5:28 remaining, his fourth of the game, gave Ole Miss a 26-20 lead. Vanderbilt then won the game with a 26-yard touchdown pass from quarterback Jordan Rodgers to Chris Boyd with 0:52 remaining on the clock.

Vanderbilt	3	3	14	7	—	27
Ole Miss	7	9	7	3	—	26

1st Quarter		
11:16	UM	V. Sanders 9 yd pass from B. Wallace (B. Rose kick)
00:32	VU	C. Spear 22 yd FG
2nd Quarter		
12:34	UM	B. Rose 22 yd FG
07:20	UM	B. Rose 28 yd FG
02:16	UM	B. Rose 41 yd FG
00:00	VU	C. Spear 44 yd FG
3rd Quarter		
11:46	UM	B. Wallace 1 yd run (B. Rose kick)
09:52	VU	J. Matthews 52 yd pass from J. Rodgers (C. Spear kick)
02:33	VU	W. Tate 2 yd run (R. Fowler kick)
4th Quarter		
02:43	UM	B. Rose 27 yd FG
00:52	VU	C. Boyd 26 yd pass from J. Rodgers (C. Spear kick)

Team Stats	VU	UM	Individual Leaders
First Downs	17	24	Rushing
Rushes-Yards	35-92	40-55	VU: W. Tate, 15-43 (TD)
Passing Yards	279	403	B. Kimbrow, 9-41
Comp.-Att.-Int.	21-36-0	31-50-0	UM: J. Scott, 24-47
Total Plays-Yards	71-371	90-458	Passing
Fumbles-Lost	1-1	1-0	VU: J. Rodgers, 21-36-0-279 (2 TD)
Penalties-Yards	3-20	7-33	UM: B. Wallace, 31-49-0-403 (TD)
Punts-Avg.	8-41.0	6-35.8	Receiving
Punt Returns-Avg.	4-0.2	3- -1.7	VU: J. Matthews, 9-153 (TD)
KO Returns-Avg.	3-16.3	4-23.5	C. Boyd, 5-64 (TD)
Interceptions-Yds.	0-0	0-0	UM: J. Logan, 8-160
Possession Time	26:34	33:26	D. Moncrief, 8-74
3rd Down Conv.	6-16	8-21	V. Sanders, 5-96 (TD)
4th Down Conv.	1-1	1-2	
Sacks By-Yards	3-22	3-17	

83 - FERBIA ALLEN

6-4 • 253 • SR-3L • TE
PINE BLUFF, ARK.
(DOLLARWAY)

Expected to miss the rest of the season with injury ... Has started 9-of-10 games at TE this season ... vs. *Central Arkansas (9/1)*: Caught two passes for 25 yards ... vs. *UTEP (9/8)*: As a blocker, helped the Rebels eclipse 500 total yards for the second straight game ... vs. *#12 Texas (9/15)*: Caught one pass for 8 yards ... at *Tulane (9/22)*: One catch for 9 yards ... at *#1 Alabama (9/29)*: Started at TE and made a tackle on special teams ... vs. *Texas A&M (10/6)*: As a blocker, helped Ole Miss gain 464 yards of total offense ... vs. *Auburn (10/13)*: Caught two passes for 30 yards ... at *#6 Georgia (11/3)*: Caught one pass for a career-long 51 yards and posted a kick return for 13 yards.

ALLEN'S CAREER STATISTICS

—RECEIVING—

Year	G-S	Rec	Yds	TD	Lg	Avg.
2009	13-5	6	46	0	13	7.7
2010	12-8	5	51	1	27	10.2
2011	12-9	6	69	0	21	11.5
2012	10-9	7	123	0	51	17.5
Total	47-31	24	289	1	27	12.0

ALLEN'S CAREER HIGHS

RECEPTIONS: 3, vs. Southeastern La. (9/19/09)
RECEIVING YARDS: 51, at Georgia (11/3/12)
LONG RECEPTION: 51, at Georgia (11/3/12)
RECEIVING TDs: 1, vs. Kentucky (10/2/10)

73 - DARONE BAILEY

6-5 • 316 • JR-JC • OL
CLEVELAND, MISS.
(EAST SIDE/COAHOMA CC)

Has not seen action ... Transferred to Ole Miss in January and joined the team for spring drills.

29 - ABDUL BANGURA

5-10 • 176 • FR-RS • DB
TAKOMA PARK, MD.
(ELEANOR ROOSEVELT)

Has played in two games this season (UCA, UTEP) ... vs. *Central Arkansas (9/1)*: Saw first action of career ... Non-scholarship player who joined the team prior to 2011 spring drills.

68 - JUSTIN BELL

6-3 • 335 • FR-RS • OL
JACKSON, MISS.
(CALLAWAY)

Has played in four games this season ... vs. *Central Arkansas (9/1)*: Saw first action of career.

95 - BRYON BENNETT

6-2 • 294 • SO-1L • DT
MADISON, MISS.
(MADISON CENTRAL)

Has played in every game with three starts ... vs. *Central Arkansas (9/1)*: Started, but did not record a tackle ... vs. *#12 Texas (9/15)*: Assisted on a tackle ... at *#1 Alabama (9/15)*: Started at DT, but did not record a tackle ... at *Arkansas (10/27)*: Recorded a tackle and a QB hurry ... at *#6 Georgia (11/3)*: Posted one sack for 6.0 yards ... vs. *Vanderbilt (11/10)*: Posted two tackles (one solo) in start.

BENNETT'S CAREER STATISTICS

—DEFENSE—

Year	G-S	UT	AT	TT	TFL-YDS	Sacks-Yds
2011	12-8	10	5	15	2.5-9	0.0-0
2012	10-3	2	3	5	1.0-6	1.0-6
Total	21-10	11	7	18	3.5-15	1.0-6

Year	CF	FR	PD	PRES	INT	BLK
2011	0	0	0	1	0	0
2012	0	0	0	2	0	0
Total	0	0	0	3	0	0

BENNETT'S CAREER HIGHS

TACKLES: 3, vs. Georgia (9/24/11)
SOLO TACKLES: 3, vs. Georgia (9/24/11)
TACKLES FOR LOSS: 2.0, vs. Georgia (9/24/11)
QB SACK: 1.0, at Georgia (11/3/12)

35 - ONTARIO BERRY

5-10 • 196 • JR-JC • DB
MENDENHALL, MISS.
(MENDENHALL/
SOUTHWEST MISSISSIPPI CC)

Has not seen action ... Non-scholarship player who joined the team this spring.

48 - JUSTIN BIGHAM

6-1 • 232 • JR-1L • RB
WEST HELENA, ARK.
(DeWITT)

Has played in every game on special teams ... vs. *#12 Texas (9/15)*: Returned two squib kicks for a total of 24 yards ... Non-scholarship player who joined the team in 2009.

BIGHAM'S CAREER STATISTICS

—RUSHING—

Year	G-S	Att	Yds	TD	Lg	Avg.
2011	11-0	0	0	0	0	0.0
2012	10-0	0	0	0	0	0.0
Total	21-0	0	0	0	0	0.0

—KICKOFF RETURNS—

Year	G	Ret	Yds	TD	Lg	Avg.
2011	11	1	0	0	0	0.0
2012	10	2	24	0	15	12.0
Total	21	3	24	0	15	8.0

BIGHAM'S CAREER HIGHS

KICKOFF RETURNS: 2, vs. Texas (9/15/12)
KICKOFF RETURN YARDS: 24, vs. Texas (9/15/12)
LONG KICKOFF RETURN: 15, vs. Texas (9/15/12)

15 - BO BRENNAN

6-2 • 169 • FR-HS • QB
PASS CHRISTIAN, MISS.
(ST. STANISLAUS)

Has not seen action ... Non-scholarship player who joined the team this fall.

82 - JIM BROADWAY

6-0 • 183 • SR-SQ • P
ROSWELL, GA.
(ROSWELL/MIAMI (OH))

Has played in every game as the team's starting punter ... Ranks 8th in the SEC and 47th in the NCAA with a 42.0-yard punting average ... vs. *Central Arkansas (9/1)*: Punted three times for a 46.7-yard average and a long of 50, with all three landing inside the 20, in his Ole Miss debut ... vs. *UTEP (9/8)*: Punted three times for an average of 48.0, with a long of 54 ... vs. *#12 Texas (9/15)*: Punted twice for an average of 41.0, with a long of 45 and one inside the 20 ... at *Tulane (9/22)*:

Averaged 45.0 yards on three punts with a long of 56 and one inside the 20 ... at *#1 Alabama (9/29)*: Punted six times with a long of 61 ... vs. *Texas A&M (10/6)*: Four punts for an average of 45.8, with a long of 54 ... vs. *Auburn (10/13)*: Four punts for a 41.0-yard average ... at *Arkansas (10/27)*: Six punts for a 41.0-yard average with a long of 53 ... at *#6 Georgia (11/3)*: Punted eight times for a 46.5-yard average and a long of 52 ... vs. *Vanderbilt (11/10)*: Punted six times for a 35.8 yard average and a long of 42 ... Non-scholarship player who joined the team this spring.

BROADWAY'S CAREER STATISTICS

—PUNTING—

Year	G	No.	Yds	LP	Avg	Blk
2012	10	45	1526	61	33.9	1
Total	10	45	1526	61	33.9	1

BROADWAY'S CAREER HIGHS

PUNTS: 8, at Georgia (11/3/12)
PUNTING YARDS: 365, at Georgia (11/3/12)
LONGEST PUNT: 61, at Alabama (9/29/12)
CAREER PUNTS INSIDE 20: 12

8 - CHIEF BROWN

6-1 • 202 • FR-RS • DB
WINONA, MISS.
(WINONA)

Has played in nine games with one start ... vs. *Central Arkansas (9/1)*: Made two tackles (one solo) and recovered a fumble, which he returned 10 yards, in his collegiate debut ... vs. *UTEP (9/8)*: Talled three stops (two solo) ... vs. *#12 Texas (9/15)*: Posted one solo tackle ... at *Tulane (9/22)*: Made a tackle and snagged his first career interception ... at *#6 Georgia (11/3)*: Posted four tackles, three solo and one assisted ... vs. *Vanderbilt (11/10)*: Talled four tackles (one solo) and forced a fumble in a start.

C. BROWN'S CAREER STATISTICS

—DEFENSE—

Year	G-S	UT	AT	TT	TFL-YDS	Sacks-Yds
2012	9-0	9	6	15	0.0-0	0.0-0
Total	9-0	9	6	15	0.0-0	0.0-0

Year	CF	FR	PD	PRES	INT	BLK
2012	1	1	1	0	1	0
Total	1	1	1	0	1	0

C. BROWN'S CAREER HIGHS

TACKLES: 4, 2x, MR: vs. Vanderbilt (11/10/12)
SOLO TACKLES: 3, at Georgia (11/3/12)
FUMBLES RECOVERED: 1, vs. Central Arkansas (9/1/12)
FUMBLES FORCED: 1, vs. Vanderbilt (11/10/12)
INTERCEPTIONS: 1, at Tulane (9/22/12)

87 - MATT BROWN

6-3 • 226 • FR-HS • TE
CORDOVA, TENN.
(HARDING ACADEMY)

Has not seen action ... Non-scholarship player who joined the team this fall.

90 - TERRELL BROWN

6-10 • 385 • SR-1L • OL
DREW, MISS.
(DREW/MISSISSIPPI DELTA CC)

Saw action on the offensive line in the season opener ... Joined the team as a non-scholarship player but was awarded a scholarship in August ... Received the J. Richard Price Courage and Compassion Award during the spring.

T. BROWN'S CAREER STATISTICS

—DEFENSE—

Year	G-S	UT	AT	TT	TFL-YDS	Sacks-Yds
2011	8-0	0	1	1	0.5-1	0.0-0
2012	1-0	0	0	0	0.0-0	0.0-0
Total	9-0	0	1	1	0.5-1	0.0-0

T. BROWN'S CAREER HIGHS

TACKLES: 1, vs. Georgia (9/24/11)
TACKLES FOR LOSS: 0.5, vs. Georgia (9/24/11)

11 - BARRY BRUNETTI

6-0 • 212 • JR-1L • QB

MEMPHIS, TENN.

(MEMPHIS UNIVERSITY SCHOOL/
WEST VIRGINIA)

Has played in nine games this season as the backup QB ... Fourth on the team with 178 rushing yards ... vs. *Central Arkansas* (9/1): Completed 5-of-7 passes for 66 yards and a TD, while rushing eight times for 54 yards and another TD ... Recorded his first two TDs as a Rebel ... vs. *UTEP* (9/8): Rushed for 7 yards on two carries and completed his only pass attempt for no gain ... vs. *#12 Texas* (9/15): Completed 4-of-6 passes for 51 yards and ran four times for 25 yards ... at *Tulane* (9/22): Team-high 67 rushing yards on 13 carries ... 5-of-7 passing for 45 yards ... at *#1 Alabama* (9/29): Completed 4-of-6 passes for 15 yards and ran twice for one yard ... vs. *Texas A&M* (10/6): Rushed three times for 7 yards ... at *Arkansas* (10/27): Had two carries for 2 yards, including a 1-yard TD run ... at *#6 Georgia* (11/3): Rushed four times for 15 yards, including an eight-yard run ... Went 1-for-3 in passes for one yard.

BRUNETTI'S CAREER STATISTICS

—PASSING—

Year	G-S	Cmp-Att	Pct.	Yds	TD	INT	LP
2011	5-2	19-35	54.3	144	0	0	61
2012	9-0	20-30	66.7	180	1	0	36
Total	14-2	39-65	60.0	324	1	0	61

Year	G-S	Avg/G	Effic.
2011	5-2	28.8	88.8
2012	9-0	22.2	127.5
Total	14-2	24.9	106.7

—RUSHING—

Year	G-S	Att	Yds	TD	Lg	Avg.
2011	5-2	33	110	0	47	3.3
2012	9-0	38	178	2	24	4.6
Total	14-2	71	288	2	47	4.0

—TOTAL OFFENSE—

Year	G-S	Rush	Pass	Total	Avg/G
2011	5-2	110	144	254	50.8
2012	9-0	178	178	356	44.5
Total	14-2	288	322	610	46.9

BRUNETTI'S CAREER HIGHS

PASSING ATTEMPTS: 22, at Mississippi State (11/26/11)
COMPLETIONS: 12, at Mississippi State (11/26/11)
PASSING YARDS: 110, at Mississippi State (11/26/11)
PASSING TDS: 1, vs. Central Arkansas (9/1/12)
LONG COMPLETION: 61, at Mississippi State (11/26/11)
RUSHING ATTEMPTS: 15, vs. LSU (11/19/11)
RUSHING YARDS: 74, vs. LSU (11/19/11)
LONGEST RUSH: 47, vs. LSU (11/19/11)
RUSHING TDS: 1, 2x, MR: at Arkansas (10/27/12)
TOTAL OFFENSE YARDS: 133, at Mississippi State (11/26/11)

14 - SERDERIUS BRYANT

5-9 • 223 • SO-1L • LB

SANFORD, FLA.

(SEMINOLE)

Has played in every game this season ... vs. *Central Arkansas* (9/1): Posted one solo tackle ... vs. *#12 Texas* (9/15): Talled four tackles (one solo) ... at *Tulane* (9/22): Posted four solo stops ... at *#1 Alabama* (9/29): Talled three tackles (two solo) ... vs. *Texas A&M* (10/6): Made a solo tackle ... vs. *Auburn* (10/13): Posted three solo stops, including a career-high 2.0 TFLs ... at *Arkansas* (10/27): Made a solo tackle ... at *#6 Georgia* (11/3): Posted two assisted tackles ... vs. *Vanderbilt* (11/10): Posted four tackles (two solo), including 1.5 TFLs totalling three yards.

BRYANT'S CAREER STATISTICS

—DEFENSE—

Year	G-S	UT	AT	TT	TFL-YDS	Sacks-Yds
2011	12-3	28	33	61	2.0-1	0.0-0
2012	10-0	15	8	23	3.5-6	0.0-0
Total	22-3	43	41	84	5.5-7	0.0-0

Year	CF	FR	PD	PRES	INT	BLK
2011	1	0	1	0	0	0
2012	0	0	0	0	0	0
Total	1	0	1	0	0	0

BRYANT'S CAREER HIGHS

TACKLES: 10, at Kentucky (11/5/11)
SOLO TACKLES: 5, 3x, MR: vs. Louisiana Tech (11/12/11)
TACKLES FOR LOSS: 2.0, vs. Auburn (10/13/12)
FUMBLES FORCED: 1, at Vanderbilt (9/17/11)

2 - QUINTAVIUS BURDETTE

5-11 • 189 • FR-HS • DB

SENATOBIA, MISS.

(SENATOBIA)

Has played in every game ... vs. *Central Arkansas* (9/1): Made his college debut and posted one tackle ... vs. *UTEP* (9/8): Posted one tackle ... vs. *#12 Texas* (9/15): Made three tackles ... at *Tulane* (9/22): Posted two solo stops ... at *#1 Alabama* (9/29): Made a solo tackle ... at *Arkansas* (10/27): Posted four stops (one solo) ... at *#6 Georgia* (11/3): Had one solo tackle ... vs. *Vanderbilt* (11/10): Had one solo tackle ... Member of the 2012 signing class.

BURDETTE'S CAREER STATISTICS

—DEFENSE—

Year	G-S	UT	AT	TT	TFL-YDS	Sacks-Yds
2012	10-0	6	8	14	0.0-0	0.0-0
Total	10-0	6	8	14	0.0-0	0.0-0

Year	CF	FR	PD	PRES	INT	BLK
2012	0	0	0	0	0	0
Total	0	0	0	0	0	0

BURDETTE'S CAREER HIGHS

TACKLES: 4, at Arkansas (10/27/12)
SOLO TACKLES: 2, at Tulane (9/22/12)

17 - TANNER BURNS

6-2 • 191 • SR-SQ • DB

SAN JOSE, CALIF.

(VALLEY CHRISTIAN/SAN JOSE STATE/KANSAS STATE)

Has played in five games ... vs. *Central Arkansas* (9/1): Made his Rebel debut ... Non-scholarship player who joined the team in the fall of 2011.

71 - PIERCE BURTON

6-6 • 289 • JR-JC • OL

SACRAMENTO, CALIF.

(RIO AMERICANO/SAN JOSE STATE/CITY COLLEGE OF SAN FRANCISCO)

Has played in and started every game at right tackle ... vs. *Central Arkansas* (9/1): Started at RT and helped Ole Miss rack up 565 total yards and 31 first downs ... vs. *UTEP* (9/8): Helped the Rebels pile up 500 total yards for the second straight game in start ... at *Tulane* (9/22): Paved the way for a team rushing effort of 304 yards ... at *#1 Alabama* (9/29): After an interception, tackled the Alabama player and forced a fumble, which was recovered by Ole Miss ... vs. *Texas A&M* (10/6): Helped Ole Miss gain 464 yards of total offense ... vs. *Auburn* (10/13): Helped pave the way for Jeff Scott to rush for a season-high 137 yards ... vs. *Vanderbilt* (11/10): His blocking helped Bo Wallace pass for 403 yards ... Transferred to Ole Miss in January and joined the team for spring drills.

41 - BILLY BUSCH

5-11 • 235 • SO-RS • RB

ST. LOUIS, MO.

(PRIORY SCHOOL/BUTLER)

Has not seen action as a Rebel ... Non-scholarship player who joined the team prior to 2011 spring drills.

97 - TYLER CAMPBELL

6-2 • 235 • SR-3L • P

LITTLE ROCK, ARK.

(CATHOLIC)

Expected to redshirt ... On the preseason watch list for the Ray Guy Award (nation's top punter) ... Named preseason All-SEC second team by the *Birmingham News* (SEC SIDs) and *Lindy's* and third team by *Athlon* ... On the preseason watch list for top punter (College Football Performance Awards) ... Career average of 44.6 trails only Merle Hapes' mark of 46.0 on the Rebels' all-time list.

T. CAMPBELL'S CAREER STATISTICS

—PUNTING—

Year	G	No.	Yds	LP	Avg	Blk
2009	11	43	1890	71	44.0	1
2010	12	60	2782	69	46.4	0
2011	12	72	3173	73	43.6	0
Total	35	175	7809	73	44.6	1

—SPECIAL TEAMS TACKLES—

Year	G	UT	AT	TT
2009	11	0	1	1
2010	12	2	0	2
2011	12	1	0	1
Total	35	3	1	4

T. CAMPBELL'S CAREER HIGHS

PUNTS: 9, vs. Georgia (9/24/11)
PUNTING YARDS: 457, vs. Georgia (9/24/11)
LONGEST PUNT: 73, vs. BYU (9/3/11)
CAREER PUNTS INSIDE 20: 52
TACKLES: 2, vs. Kentucky (10/2/10)

12 - CLIFF COLEMAN

5-10 • 181 • SO-1L • DB

LAUDERDALE LAKES, FLA.

(BOYD H. ANDERSON)

Ranks 18th in the SEC in passes defended (0.71/game) ... Has played in seven games with one start ... vs. *Central Arkansas* (9/1): Made one solo tackle and broke up a pass ... vs. *UTEP* (9/8): Assisted on a tackle and broke up two passes ... vs. *#12 Texas* (9/15): Earned his second career start and recorded a career-high eight tackles (three solo) with two passes defended ... at *Tulane* (9/22): Made one tackle.

COLEMAN'S CAREER STATISTICS

—DEFENSE—

Year	G-S	UT	AT	TT	TFL-YDS	Sacks-Yds
2011	9-1	3	1	4	0.0-0	0-0
2012	7-1	5	6	11	0.0-0	0-0
Total	16-2	8	7	15	0.0-0	0-0

Year	CF	FR	PD	PRES	INT	BLK
2011	0	0	1	0	0	0
2012	0	0	5	0	0	0
Total	0	0	6	0	0	0

COLEMAN'S CAREER HIGHS

TACKLES: 8, vs. Texas (9/15/12)
 SOLO TACKLES: 3, vs. Texas (9/15/12)
 PASSES DEFENDED: 2, 2x, MR: vs. Texas (9/15/12)

1 - DEHENDRET COLLINS

5-10 • 185 • JR-JC • DB
 MEADVILLE, MISS.
 (FRANKLIN COUNTY/COPIAH-LINCOLN CC)

Has played in eight games with six starts at Huskie and corner-back ... T-8th in SEC with 0.25 interceptions/game ... vs. *Central Arkansas* (9/1): Earned the start at Huskie and tallied seven total stops (two solo), with 2.0 TFLs and a pass break-up in start ... vs. *UTEP* (9/8): Posted six stops (three solo) in start ... vs. *#12 Texas* (9/15): Made two tackles (one solo) in start ... at *Tulane* (9/22): Tallied three tackles (two solo), snagged his first career interception and broke up a pass in start ... at *#1 Alabama* (9/29): Posted a solo stop ... vs. *Texas A&M* (10/6): Posted three stops (two solo) with a TFL, an interception and a pass break-up in start ... at *Arkansas* (10/27): Posted two stops (one solo) and broke up a pass ... at *#6 Georgia* (11/3): Posted a solo tackle, two assisted tackles and a pass break-up in a start ... Transferred to Ole Miss in January and joined the team for spring drills.

COLLINS' CAREER STATISTICS

—DEFENSE—

Year	G-S	UT	AT	TT	TFL-YDS	Sacks-Yds
2012	8-6	13	14	27	3.0-7	0.0-0
Total	8-6	13	14	27	3.0-7	0.0-0

Year	CF	FR	PD	PRES	INT	BLK
2012	0	0	7	0	2	0
Total	0	0	7	0	2	0

COLLINS' CAREER HIGHS

TACKLES: 7, vs. Central Arkansas (9/1/12)
 SOLO TACKLES: 3, vs. UTEP (9/8/12)
 TFLs: 2.0, vs. Central Arkansas (9/1/12)
 INTERCEPTIONS: 1, 2x, MR: vs. Texas A&M (10/6/12)
 PASSES DEFENDED: 2, 2x, MR: vs. Texas A&M (10/6/12)

94 - CHRIS CONLEY

5-8 • 197 • JR-1L • P
 BRADENTON, FLA.
 (MANATEE)

Has served as the holder in every game ... Joined the team as a non-scholarship player but was awarded a scholarship in August.

78 - ROBERT CONYERS

6-3 • 277 • FR-HS • OL
 MIAMI, FLA.
 (BRADDOCK)

Has not seen action and is expected to redshirt this season ... Member of the 2012 signing class.

88 - CODY CORE

6-3 • 191 • FR-HS • WR
 AUBURN, ALA.
 (AUBURN HS)

Has seen action in every game ... vs. *Central Arkansas* (9/1): Made his collegiate debut ... at *Tulane* (9/22): Made his first career reception for 4 yards ... vs. *Texas A&M* (10/6): Made a tackle on special teams ... at *#6 Georgia* (11/3): Posted a solo and assisted tackle ... vs. *Vanderbilt* (11/10): Posted four tackles (three solo) ... Member of the 2012 signing class.

CORE'S CAREER STATISTICS

—RECEIVING—

Year	G-S	Rec	Yds	TD	Lg	Avg.
2012	10-0	1	4	0	4	4.0
Total	10-0	1	4	0	4	4.0

—SPECIAL TEAMS TACKLES—

Year	G	UT	AT	TT
2012	10	4	3	7
Total	10	4	3	7

CORE'S CAREER HIGHS

RECEPTIONS: 1, at Tulane (9/22/12)
 RECEIVING YARDS: 4, at Tulane (9/22/12)
 LONG RECEPTION: 4, at Tulane (9/22/12)
 TACKLES: 4, vs. Vanderbilt (11/11/12)

19 - LOUIS COVINGTON

5-9 • 162 • JR-JC • DB
 BATON ROUGE, LA.
 (CENTRAL/FULLERTON COLLEGE)

Has seen action in six games, starting one ... vs. *UTEP* (9/8): Made his Rebel debut ... at *#6 Georgia* (11/3): Posted two solo and one assisted tackle ... vs. *Vanderbilt* (11/10): Drew his first start, making four solo tackles and two pass breakups ... Joined the team this fall as a non-scholarship member before being awarded a scholarship.

COVINGTON'S CAREER STATISTICS

—DEFENSE—

Year	G-S	UT	AT	TT	TFL-YDS	Sacks-Yds
2012	6-1	6	1	7	0.0-0	0.0-0
Total	6-1	6	1	7	0.0-0	0.0-0

Year	CF	FR	PD	PRES	INT	BLK
2012	0	0	2	0	0	0
Total	0	0	2	0	0	0

COVINGTON'S CAREER HIGHS

TACKLES: 4, vs. Vanderbilt (11/10/12)
 SOLO TACKLES: 4, vs. Vanderbilt (11/10/12)
 PASSES DEFENDED: 2, vs. Vanderbilt (11/10/12)

5 - FRANK CRAWFORD

6-1 • 180 • JR-2L • DB
 MIAMI, FLA.
 (GULLIVER PREP)

Has seen action in seven games ... vs. *Central Arkansas* (9/1): Made one solo tackle and snagged his first career interception, returning it 10 yards ... vs. *UTEP* (9/8): Recorded one tackle ... vs. *#12 Texas* (9/15): Made four stops (two solo) ... at *#1 Alabama* (9/29): Posted a solo stop ... vs. *Auburn* (10/13): Posted a solo stop.

CRAWFORD'S CAREER STATISTICS

—DEFENSE—

Year	G-S	UT	AT	TT	TFL-YDS	Sacks-Yds
2010	5-0	1	0	1	0.0-0	0-0
2011	12-3	12	15	27	0.5-1	0-0
2012	7-0	5	3	8	0.0-0	0-0
Total	23-3	18	18	36	0.5-1	0-0

Year	CF	FR	PD	PRES	INT	BLK
2010	0	0	2	0	0	0
2011	0	0	1	0	0	0
2012	0	0	1	0	1	0
Total	0	0	4	0	1	0

CRAWFORD'S CAREER HIGHS

TACKLES: 6, 2x, MR: vs. Arkansas (10/22/11)
 SOLO TACKLES: 5, at Auburn (10/29/11)
 PASSES DEFENDED: 2, vs. Kentucky (10/2/10)
 INTERCEPTIONS: 1, vs. Central Arkansas (9/1/12)

34 - CARLOS DAVIS

5-9 • 165 • FR-HS • RB
 BIRMINGHAM, ALA.
 (HUFFMAN)

Has played in three games ... at *Arkansas* (10/27): Made his college debut as a member of the kickoff team and recorded a tackle to hold the Razorback return man to a 4-yard return ... at *#6 Georgia* (11/3): Posted a special teams tackle and returned a kickoff for 22 yards ... vs. *Vanderbilt* (11/10): Posted one solo tackle and returned two kicks for 30 yards with a long of 23 ... Non-scholarship player who joined the team this fall.

—KICKOFF RETURNS—

Year	G	Ret	Yds	TD	Lg	Avg.
2012	3	3	52	0	23	17.3
Total	3	3	52	0	23	17.3

—SPECIAL TEAMS TACKLES—

Year	G	UT	AT	TT
2012	3	3	0	3
Total	3	3	0	3

DAVIS' CAREER HIGHS

KICK RETURNS: 2, vs. Vanderbilt (11/10/12)
 LONG RETURN: 23, vs. Vanderbilt (11/10/12)

59 - WILL DENNY

5-11 • 230 • SO-1L • LS
 JACKSON, MISS.
 (JACKSON ACADEMY)

Has served as the long snapper in every game ... at *Tulane* (9/22): Made a tackle on special teams ... at *#1 Alabama* (9/29): Made a tackle on special teams ... vs. *Auburn* (10/13): Made a tackle on special teams ... Originally a non-scholarship player, but has been awarded a scholarship this year.

DENNY'S CAREER STATISTICS

—SPECIAL TEAMS TACKLES—

Year	G	UT	AT	TT
2011	12	1	2	3
2012	10	2	1	3
Total	22	3	3	6

74 - JARED DUKE

6-7 • 354 • JR-2L • OL
 CLEVELAND, TENN.
 (WALKER VALLEY)

Has seen action in every game this season ... Has six career starts at RG.

82 - DYLAN DYER

6-6 • 240 • JR-SQ • TE
FLORA, MISS.
(MADISON CENTRAL/
HOLMES CC)

Has not seen action as a Rebel ... Non-scholarship player who joined the team in spring 2011.

7 - TRAE ELSTON

6-0 • 190 • FR-HS • DB
OXFORD, ALA.
(OXFORD)

Has played in nine games with six starts at Rover ... *vs. Central Arkansas (9/1)*: Registered three tackles (one solo) in his college debut ... *vs. UTEP (9/8)*: Posted four solo stops and broke up a pass ... Also ran back his first career kickoff return for 20 yards ... *vs. #12 Texas (9/15)*: Suspended by the SEC for a "dangerous act" versus UTEP ... *at Tulane (9/22)*: Led team with six tackles, including a sack, in his first career start (Rover) ... *at #1 Alabama (9/29)*: Recorded four tackles (two solo) and a pass break-up in start ... *vs. Texas A&M (10/6)*: Tallied six tackles (two solo) and recovered a fumble in start ... *vs. Auburn (10/13)*: Made four stops (two solo) and broke up a pass in start ... *at Arkansas (10/27)*: Made six tackles (two solo) and broke up a pass in start ... *at #6 Georgia (11/3)*: Posted five tackles, four solo and one assisted in a start ... *vs. Vanderbilt (11/10)*: Posted four tackles (three solo) ... Member of the 2012 signing class.

ELSTON'S CAREER STATISTICS

—DEFENSE—

Year	G-S	UT	AT	TT	TFL-YDS	Sacks-Yds
2012	9-6	24	18	42	1.0-5	1.0-5
Total	9-6	24	18	42	1.0-5	1.0-5

Year	CF	FR	PD	PRES	INT	BLK
2012	0	1	4	0	0	0
Total	0	1	4	0	0	0

—KICKOFF RETURNS—

Year	G	Ret	Yds	TD	Lg	Avg.
2012	9	1	20	0	20	20.0
Total	9	1	20	0	20	20.0

ELSTON'S CAREER HIGHS

TACKLES: 6, 3x, MR: at Arkansas (10/27/12)
SOLO TACKLES: 4, 3x, MR: at Georgia (11/3/12)
TFLs: 1.0, at Tulane (9/22/12)
SACKS: 1.0, at Tulane (9/22/12)
PASSES DEFENDED: 1, 4x, MR: at Arkansas (10/27/12)
FUMBLES RECOVERED: 1, vs. Texas A&M (10/6/12)
KICKOFF RETURNS: 1, vs. UTEP (9/8/12)
KICKOFF RETURN YARDS: 20, vs. UTEP (9/8/12)
LONG KICKOFF RETURN: 20, vs. UTEP (9/8/12)

33 - E.J. EPPERSON

6-3 • 253 • SR-3L • DE
HUMBOLDT, TENN.
(HUMBOLDT)

Has played in every game with one start at DE ... T-9th in the SEC with 0.2 forced fumbles per game ... *vs. Central Arkansas (9/1)*: Made his first career start on the defensive side of the ball and recorded a solo tackle and a forced fumble ... *vs. UTEP (9/8)*: Recorded three tackles (two solo), including 1.5 TFLs, as well as a forced fumble ... *vs. #12 Texas (9/15)*: Assisted on a tackle ... *at Tulane (9/22)*: One solo tackle ... *at #1 Alabama (9/29)*: Registered a tackle and batted down a pass at the line of scrimmage ... *vs. Texas A&M (10/6)*: Posted two stops (one solo) ... *vs. Auburn (10/13)*: Posted two stops (one solo), including 0.5 TFL ... *at Arkansas (10/27)*: Posted two stops ... *at #6 Georgia (11/3)*: Posted one solo tackle ... *vs. Vanderbilt*

(11/10): Made one assisted tackle ... Moved from fullback to tight end in the spring, and then to defensive end in the fall.

EPPERSON'S CAREER STATISTICS

—DEFENSE—

Year	G-S	UT	AT	TT	TFL-YDS	Sacks-Yds
2012	10-1	7	8	15	2.0-11	0.0-0
Total	46-6	7	8	15	2.0-11	0.0-0

Year	CF	FR	PD	PRES	INT	BLK
2012	2	0	1	0	0	0
Total	2	0	1	0	0	0

—RECEIVING—

Year	G-S	Rec	Yds	TD	Lg	Avg.
2010	12-2	2	28	0	25	25.0
Total	46-6	2	28	0	25	25.0

—KICKOFF RETURNS—

Year	G	Ret	Yds	TD	Lg	Avg.
2009	13	1	10	0	10	10.0
Total	46	1	10	0	10	10.0

EPPERSON'S CAREER HIGHS

TACKLES: 3, vs. UTEP (9/8/12)
SOLO TACKLES: 2, vs. UTEP (9/8/12)
TACKLES FOR LOSS: 1.5, vs. UTEP (9/8/12)
FORCED FUMBLES: 1, 2x, MR: vs. UTEP (9/8/12)
RECEPTIONS: 1, 2x, MR: vs. Tennessee (11/13/10)
RECEIVING YARDS: 25, vs. Tennessee (11/13/10)
KICKOFF RETURNS: 1, vs. Northern Arizona (11/7/09)
KICKOFF RETURN YARDS: 10, vs. Northern Arizona (11/7/09)
LONG KICKOFF RETURN: 10, vs. Northern Arizona (11/7/09)

52 - WILL FEW

6-3 • 245 • FR-HS • LS
AUGUSTA, GA.
(AQUINAS)

Has not seen action ... Listed as the backup long snapper ... Non-scholarship player who joined the team this fall.

58 - COREY GAINES

6-2 • 315 • JR-2L • OL
TALLAHASSEE, FLA.
(GODBY)

Has played in two games this year ... *at Tulane (9/22)*: Saw his first action of the season ... Has played in 10 career games.

37 - JORDAN GALLEGOS

5-9 • 164 • FR-HS • WR
NEW ALBANY, OHIO
(NEW ALBANY/BRIDGTON ACADEMY)

Has not seen action ... Non-scholarship player who joined the team this fall.

20 - AARON GARBUTT

6-1 • 213 • SR-1L • LB
WESTMINSTER, CALIF.
(WESTMINSTER/FULLERTON CC)

Has played in eight games at the Stinger position ... *vs. Central Arkansas (9/1)*: Posted four stops (two solo) ... *vs. UTEP (9/8)*: Posted two solo stops ... *at Tulane (9/22)*: Tallied four solo tackles and recorded his first career sack ... *vs. Texas A&M (10/6)*: Posted a solo stop ... *vs. Auburn (10/13)*: Made two tackles.

GARBUTT'S CAREER STATISTICS

—DEFENSE—

Year	G-S	UT	AT	TT	TFL-YDS	Sacks-Yds
2011	10-9	25	26	51	3.0-4	0.0-0
2012	8-0	9	4	13	1.0-7	1.0-7
Total	18-9	34	30	64	4.0-11	1.0-7

Year	CF	FR	PD	PRES	INT	BLK
2011	0	1	0	1	0	0
2012	0	0	0	0	0	0
Total	0	1	0	1	0	0

GARBUTT'S CAREER HIGHS

TACKLES: 8, 3x, MR: vs. Alabama (10/15/11)
SOLO TACKLES: 5 at Vanderbilt (9/17/11)
TFLs: 1.0, 4x, MR: at Tulane (9/22/12)
SACKS: 1.0, at Tulane (9/22/12)
FUMBLES RECOVERED: 1, at Fresno State (10/11/11)

67 - CHRIS GILL

6-3 • 290 • JR-SQ • OL
APPLETON, WISC.
(XAVIER)

Has played in one game ... *vs. UTEP (9/8)*: Saw his first career action.

21 - SENQUEZ GOLSON

5-9 • 188 • SO-1L • DB
PASCAGOULA, MISS.
(PASCAGOULA)

Has played in 9-of-10 games with four starts at cornerback ... *vs. Central Arkansas (9/1)*: Registered three tackles (one solo) in start ... *vs. UTEP (9/8)*: Made four tackles (one solo), including 0.5 TFL, in start ... *vs. #12 Texas (9/15)*: Recorded a tackle ... *at Tulane (9/22)*: Made three tackles (two solo) ... *at #1 Alabama (9/29)*: Made a tackle and saved a touchdown when he broke up a long pass near the end zone ... *vs. Texas A&M (10/6)*: Made four solo stops ... *vs. Auburn (10/13)*: Posted four stops (two solo) in start ... *at Arkansas (10/27)*: Posted three tackles (one solo) and a pass breakup in start ... *vs. Vanderbilt (11/10)*: Posted two solo tackles ... Did not practice in the spring while competing with the Rebel baseball team.

GOLSON'S CAREER STATISTICS

—DEFENSE—

Year	G-S	UT	AT	TT	TFL-YDS	Sacks-Yds
2011	12-4	10	6	16	0.0-0	0.0-0
2012	9-4	14	11	25	0.5-0	0.0-0
Total	21-8	24	17	41	0.5-0	0.0-0

Year	CF	FR	PD	PRES	INT	BLK
2011	0	0	2	0	1	0
2012	0	0	2	0	0	0
Total	0	0	4	0	1	0

GOLSON'S CAREER HIGHS

TACKLES: 8, vs. LSU (11/19/11)
SOLO TACKLES: 6, vs. LSU (11/19/11)
INTERCEPTIONS: 1, vs. Louisiana Tech (11/12/11)
PASSES DEFENDED: 2, vs. Louisiana Tech (11/12/11)

22 - TYRIEK GRACIA

6-2 • 206 • SO-SQ • DB
HIALEAH, FLA.
(AMERICAN)

Has not seen action this year ... Non-scholarship player who joined the team in 2010.

8 - TERRELL GRANT

6-3 • 208 • JR-2L • WR
CLEVELAND, MISS.
(CLEVELAND)

Has seen action in four games this season.

93 - URIAH GRANT

6-1 • 298 • SR-1L • DT
MIRAMAR, FLA.
(EVERGLADES/EASTERN KENTUCKY/
FULLERTON CC)

Has played in eight games with four starts at DT ... *vs. Central Arkansas (9/1)*: Talled 1.0 sack for a loss of 5 yards ... *vs. UTEP (9/8)*: Recorded four tackles (one solo) with 1.0 TFL in start ... *vs. #12 Texas (9/15)*: Recorded four tackles and a QB hurry in start ... *vs. Texas A&M (10/6)*: Recorded a tackle ... *vs. Auburn (10/13)*: Made four tackles ... *at Arkansas (10/27)*: Made five tackles (three solo), including a TFL, in start ... *at #6 Georgia (11/3)*: Posted five tackles (one solo), including a sack for 8.0 yards in a start ... *vs. Vanderbilt (11/10)*: Had one assisted tackle and a QB hurry.

U. GRANT'S CAREER STATISTICS

—DEFENSE—

Year	G-S	UT	AT	TT	TFL-YDS	Sacks-Yds
2011	11-7	11	11	22	2.0-5	1.0-4
2012	8-4	6	19	24	4.0-15	2.0-13
Total	19-11	17	30	46	6.0-20	3.0-17

Year	CF	FR	PD	PRES	INT	BLK
2011	1	0	1	2	0	0
2012	0	0	0	2	0	0
Total	1	0	1	4	0	0

U. GRANT'S CAREER HIGHS

TACKLES: 7, *vs. Georgia (9/24/11)*
SOLO TACKLES: 3, 2x, MR: *at Arkansas (10/27/12)*
TACKLES FOR LOSS: 1.0, 6x, MR: *at Georgia (11/3/12)*
SACKS: 1.0, 3x, MR: *at Georgia (11/3/12)*
FUMBLES FORCED: 1, *at Fresno State (10/11/11)*

53 - TYLER GRAY

6-3 • 245 • FR-HS • DL
PELAHATCHIE, MISS.
(EAST RANKIN ACADEMY)

Has not seen action ... Non-scholarship player who joined the team this fall.

45 - H.R. GREER

5-11 • 222 • SR-3L • TE
OLIVE BRANCH, MISS.
(SOUTHERN BAPTIST EDUCATION CENTER)

Has played in eight games with one start at TE ... *vs. UTEP (9/8)*: Scored his second career touchdown on a three-yard reception from Bo Wallace in the fourth quarter ... *vs. #12 Texas (9/15)*: Started, but did not record a stat ... *at Arkansas (10/27)*: Caught a pass for one yard.

GREER'S CAREER STATISTICS

—RUSHING—

Year	G-S	Att	Yds	TD	Lg	Avg.
2009	3-0	2	4	0	3	2.0
2010	12-0	0	0	0	0	0.0
2011	10-2	1	1	0	1	1.0
2012	8-1	0	0	0	0	0.0
Total	33-3	3	5	0	3	1.7

—RECEIVING—

Year	G-S	Rec	Yds	TD	Lg	Avg.
2009	3-0	0	0	0	0	0.0
2010	12-0	7	40	1	9	5.7
2011	10-2	1	0	0	0	0.0
2012	8-1	2	4	1	3	2.0
Total	33-3	10	44	2	9	4.4

—KICKOFF RETURNS—

Year	G	Ret	Yds	TD	Lg	Avg.
2009	3	0	0	0	0	0.0
2010	12	3	23	0	15	7.7
2011	10	0	0	0	0	0.0
2012	8	0	0	0	0	0.0
Total	33	3	23	0	15	7.7

GREER'S CAREER HIGHS

RUSHING ATTEMPTS: 1, 3x, MR: *vs. Southern Illinois (9/10/11)*
RUSHING YARDS: 3, *vs. UAB (10/17/09)*
RUSHING LONG: 3, *vs. UAB (10/17/09)*
RECEPTIONS: 2, 2x, MR: *vs. Kentucky (10/2/10)*
RECEIVING YARDS: 15, *at Tulane (9/11/10)*
RECEIVING TOUCHDOWNS: 1, 2x, MR: *vs. UTEP (9/8/12)*
LONG RECEPTION: 9, *at Tulane (9/11/10)*
KICKOFF RETURNS: 1, 3x, MR *vs. Mississippi State (11/27/10)*
KICKOFF RETURN YARDS: 15, *vs. Mississippi State (11/27/10)*
LONG KICKOFF RETURN: 15, *vs. Mississippi State (11/27/10)*

94 - ISSAC GROSS

6-1 • 254 • FR-HS • DL
BATESVILLE, MISS.
(SOUTH PANOLA)

Has played at nose tackle in every game, with seven starts ... Second on team with 7.5 TFLs, tied for third with 2.5 sacks ... *vs. Central Arkansas (9/1)*: Earned the start at NT and tallied two tackles ... *vs. UTEP (9/8)*: Made three tackles (one solo) with half a sack, in start ... *at Tulane (9/22)*: Made two solo tackles, including one for a loss, in start ... *at #1 Alabama (9/29)*: Made six stops (two solo), including a TFL, in start ... *vs. Texas A&M (10/6)*: Made four tackles (three solo), including a sack, and recorded a QB hurry, in start ... *vs. Auburn (10/13)*: Assisted on a TFL in start ... *at Arkansas (10/27)*: Posted four stops, including half a TFL, in start ... *at #6 Georgia (11/3)*: Posted seven tackles (two solo) including a sack for 7.0 yards ... *vs. Vanderbilt (11/10)*: Posted five tackles (one solo) with 2.0 TFLs totaling one yard and a QB hurry ... Member of the 2012 signing class.

GROSS' CAREER STATISTICS

—DEFENSE—

Year	G-S	UT	AT	TT	TFL-YDS	Sacks-Yds
2012	10-7	11	23	34	7.5-31	2.5-22
Total	10-7	11	23	34	7.5-31	2.5-22

Year	CF	FR	PD	PRES	INT	BLK
2012	0	0	0	2	0	0
Total	0	0	0	2	0	0

GROSS' CAREER HIGHS

TACKLES: 7, *at Georgia (11/3/12)*
SOLO TACKLES: 3, *vs. Texas A&M (10/6/12)*
TFLs: 2.0, *vs. Vanderbilt (11/10/12)*
SACKS: 1.0, 2x, MR *at Georgia (11/3/12)*

25 - JOSHUA HALL

5-9 • 165 • FR-HS • WR
OLIVE BRANCH, MISS.
(OLIVE BRANCH)

Has not seen action ... Non-scholarship player who joined the team this fall.

56 - WOODROW HAMILTON

6-3 • 292 • FR-RS • DT
RALEIGH, MISS.
(RALEIGH)

Has played in five games ... *vs. Central Arkansas (9/1)*: Made his Rebel debut and posted two stops (one solo) ... *vs. UTEP (9/8)*: Posted two tackles (one solo), with 1.5 TFLs and a sack ... *vs. #12 Texas (9/15)*: Made three tackles (one solo) ... *vs. Vanderbilt (11/10)*: Made one assisted tackle.

HAMILTON'S CAREER STATISTICS

—DEFENSE—

Year	G-S	UT	AT	TT	TFL-YDS	Sacks-Yds
2012	5-0	3	5	8	1.5-5	1.0-5
Total	5-0	3	5	8	1.5-5	1.0-5

Year	CF	FR	PD	PRES	INT	BLK
2012	0	0	0	0	0	0
Total	0	0	0	0	0	0

HAMILTON'S CAREER HIGHS

TACKLES: 3, *vs. Texas (9/15/12)*
SOLO TACKLES: 1, 3x, MR: *vs. Texas (9/15/12)*
TFLs: 1.5, *vs. UTEP (9/8/12)*
SACKS: 1.0, *vs. UTEP (9/8/12)*

76 - A.J. HAWKINS

6-1 • 310 • SR-3L • OL
LITHONIA, GA.
(MARTIN LUTHER KING)

Has started every game at right guard ... *vs. Central Arkansas (9/1)*: Helped Ole Miss rack up 565 total yards and 31 first downs ... *vs. UTEP (9/8)*: Helped the Rebels eclipse 500 total yards for the second straight game ... *at Tulane (9/22)*: Paved the way for a team rushing effort of 304 yards ... Named **SEC Co-Offensive Lineman of the Week** ... *vs. Texas A&M (10/6)*: Helped Ole Miss gain 464 yards of total offense ... *vs. Auburn (10/13)*: Helped pave the way for Jeff Scott to rush for a season-high 137 yards ... *vs. Vanderbilt (11/10)*: His blocking helped Bo Wallace pass for 403 yards ... Has earned 26 career starts (15 at center, 10 at right guard, one at left guard).

16 - JAY HAY

5-9 • 175 • FR-RS • DB
MIAMI, FLA.
(BOOKER T. WASHINGTON)

Has not seen action ... Non-scholarship player who joined the team this spring.

28 - MIKE HILTON

5-8 • 182 • FR-HS • DB
FAYETTEVILLE, GA.
(SANDY CREEK)

Has played in nine games this season with four starts ... *vs. UTEP (9/8)*: Made his collegiate debut ... *vs. #12 Texas (9/15)*: Posted his first two tackles of his career ... *at Tulane (9/22)*: Made four stops (three solo) ... *vs. Texas A&M (10/6)*: Made first career start (dimeback) and had three solo tackles, including 2.0 sacks, and forced a fumble ... *vs. Auburn (10/13)*: Tallied five tackles (four solo) with a TFL ... *at Arkansas (10/27)*: Made six tackles (four solo) and broke up two passes in a start at Huskie ... *at #6 Georgia (11/3)*: Posted three assisted tackles, including one for a loss of 1 yard in a start ... *vs. Vanderbilt (11/10)*: Posted five tackles (four solo) ... Member of the 2012 signing class.

HILTON'S CAREER STATISTICS

—DEFENSE—

Year	G-S	UT	AT	TT	TFL-YDS	Sacks-Yds
2012	9-4	19	9	28	3.5-25	2.0-20
Total	9-4	19	9	28	3.5-25	2.0-20

Year	CF	FR	PD	PRES	INT	BLK
2012	1	0	2	0	0	0
Total	1	0	2	0	0	0

HILTON'S CAREER HIGHS

TACKLES: 6, at Arkansas (10/27/12)
 SOLO TACKLES: 4, 3x, MR: vs. Vanderbilt (11/10/12)
 QB SACKS: 2.0, vs. Texas A&M (10/6/12)
 TFLs: 2.0, vs. Texas A&M (10/6/12)
 FORCED FUMBLES: 1, vs. Texas A&M (10/6/12)
 PASSES DEFENDED: 2, at Arkansas (10/27/12)

7 - JORDAN HOLDER

5-11 • 177 • JR-SQ • WR
BAY SPRINGS, MISS.
(SYLVA BAY ACADEMY)

Has played in two games (UCA, Tulane) this season ... Non-scholarship player who has seen action in three career games.

30 - KYLE HORINE

5-10 • 193 • SR-1L • DB
KINGWOOD, TEXAS
(KINGWOOD)

Has seen action in two games this season ... at #6 Georgia (11/3): Played in his first game of the season ... Originally a non-scholarship player who earned a scholarship in August ... Contributor on special teams in every game last year.

HORINE'S CAREER STATISTICS

—DEFENSE—

Year	G-S	UT	AT	TT	TFL-YDS	Sacks-Yds
2010	1-0	0	0	0	0.0	0-0
2011	12-0	0	1	1	0-0	0-0
2012	2-0	0	0	0	0-0	0-0
Total	15-0	0	1	1	0-0	0-0

Year	CF	FR	PD	PRES	INT	BLK
2010	0	0	0	0	0	0
2011	0	0	0	0	0	0
2012	0	0	0	0	0	0
Total	0	0	0	0	0	0

HORINE'S CAREER HIGHS

TACKLES: 1, vs. Southern Illinois (9/10/11)

65 - CHASE HUGHES

6-3 • 292 • SO-1L • C
SPRINGVILLE, ALA.
(SPRINGVILLE)

Has played in two games (UTEP, Tulane) this season.

50 - ETHAN HUTSON

6-4 • 306 • FR-RS • OL
DESTREHAN, LA.
(DESTREHAN)

Has played in one game ... at Tulane (9/22): Made his college debut ... Received the Scholar-Athlete Award by the Ole Miss Chapter of the National Football Foundation and College Hall of Fame in the spring.

10 - C.J. JOHNSON

6-3 • 233 • SO-1L • DE
PHILADELPHIA, MISS.
(PHILADELPHIA)

Has played in every game at DE, with nine starts ... Leads team with 4.5 sacks ... T-9th in SEC with 0.45 sacks/game ... Ranks 5th on team with 47 tackles ... vs. Central Arkansas (9/1): Made six total stops (four solo), with 1.0 sack, in start ... Named **SEC Co-Defensive Lineman of the Week** ... vs. UTEP (9/8): Tallied four tackles (one solo), including 0.5 TFL, in start ... vs. #12 Texas (9/15): Posted eight tackles (two solo) in start ... at Tulane (9/22): Posted two solo stops in start ... at #1 Alabama (9/29): Tallied six tackles (three solo) with a QB hurry in start ... vs. Texas A&M (10/6): Posted five tackles (two solo) with a QB hurry in start ... vs. Auburn (10/13): Recovered a fumble in the end zone for the Rebels' first defensive TD of the year, in start ... at Arkansas (10/27): Posted five stops (three solo) and made a big sack late in the fourth quarter to seal the Rebel win ... at #6 Georgia (11/3): Posted seven tackles (two solo), including 1.5 sacks for nine yards ... vs. Vanderbilt (11/10): Posted three tackles (two solo), a sack for eight yards and a pass breakup.

C.J. JOHNSON'S CAREER STATISTICS

—DEFENSE—

Year	G-S	UT	AT	TT	TFL-YDS	Sacks-Yds
2011	11-3	18	14	32	4.0-10	1.0-4
2012	10-9	22	25	47	5.0-31	4.5-30
Total	21-12	40	39	79	9.0-41	5.5-34

Year	CF	FR	PD	PRES	INT	BLK
2011	1	0	0	0	0	0
2012	0	1	1	2	0	0
Total	1	1	1	2	0	0

C.J. JOHNSON'S CAREER HIGHS

TACKLES: 10, at Mississippi State (11/26/11)
 SOLO TACKLES: 9, vs. Louisiana Tech (11/12/11)
 TACKLES FOR LOSS: 2.0, at Mississippi State (11/26/11)
 SACKS: 1.5 at Georgia (11/3/12)
 FUMBLES FORCED: 1, vs. Louisiana Tech (11/12/11)
 FUMBLES RECOVERED: 1, vs. Auburn (10/13/12)
 FUMBLE RECOVERY TOUCHDOWNS: 1, vs. Auburn (10/13/12)

38 - JASON JONES

6-3 • 255 • SR-2L • DE
ALBANY, GA.
(WESTOVER)

Has played in every game with two starts (one at DT, one at DE) ... T-4th on team with 5.0 TFLs ... vs. Central Arkansas (9/1): Made one tackle ... vs. UTEP (9/8): Posted one solo stop ... vs. #12 Texas (9/15): Broke up a pass ... at Tulane (9/22): Made four tackles (three solo), including a sack for a loss of 13 yards ... at #1 Alabama (9/29): Made a tackle for loss ... vs. Texas A&M (10/6): Recorded three tackles (two solo), including 1.5 TFLs and a half sack ... vs. Auburn (10/13): Earned first career start as an inside D-lineman and recorded three tackles with 0.5 TFL ... at Arkansas (10/27): Recorded four stops (one solo), including a sack, and had a QB hurry in start (DE) ... at #6 Georgia (11/3): Posted three tackles (two solo) ... Named the 23rd recipient of the Chucky Mullins Courage Award.

J. JONES' CAREER STATISTICS

—DEFENSE—

Year	G-S	UT	AT	TT	TFL-YDS	Sacks-Yds
2009	1-0	0	0	0	0.0-0	0.0-0
2010	12-4	7	10	17	5.5-24	2.5-17
2011	9-1	2	3	5	1.0-4	0.0-0
2012	10-2	10	10	20	5.0-37	2.5-30
Total	32-7	19	23	42	11.5-65	5.0-47

Year	CF	FR	PD	PRES	INT	BLK
2009	0	0	0	0	0	0
2010	0	2	1	1	0	0
2011	0	0	0	0	0	0
2012	0	0	1	1	0	0
Total	0	2	2	2	0	0

J. JONES' CAREER HIGHS

TACKLES: 6, at LSU (11/20/10)
 SOLO TACKLES: 3, 2x, MR: at Tulane (9/22/12)
 TFLs: 2.0, 2x, MR: vs. Mississippi State (11/27/10)
 SACKS: 2.0, at Tennessee (11/13/10)
 FUMBLE RECOVERIES: 1, 2x, MR: vs. Auburn (10/30/10)

77 - PATRICK JUNEN

6-3 • 314 • JR-2L • OL
HUNTSVILLE, ALA.
(HUNTSVILLE)

Has seen action in every game this season ... Has 11 career starts (all at left guard).

15 - JOEL KIGHT

5-9 • 222 • SR-3L • LB
LITHONIA, GA.
(MARTIN LUTHER KING)

Has played in every game with two starts ... 7th on team with 40 tackles ... vs. Central Arkansas (9/1): Recorded seven solo stops, including 1.0 sack for a loss of 6 yards ... vs. UTEP (9/8): Made three tackles (two solo) ... vs. #12 Texas (9/15): Posted five tackles (three solo) ... at Tulane (9/22): Made two tackles, including one for a loss ... at #1 Alabama (9/29): Posted five stops (two solo), with 0.5 TFL, in start ... vs. Texas A&M (10/6): Posted six stops (four solo), including 0.5 TFL, and recovered a fumble in start ... vs. Auburn (10/13): Posted two stops (one solo) ... at Arkansas (10/27): Made three tackles and broke up a pass ... at #6 Georgia (11/3): Posted three tackles (two solo) ... vs. Vanderbilt (11/10): Posted four tackles (three solo).

KIGHT'S CAREER STATISTICS

—DEFENSE—

Year	G-S	UT	AT	TT	TFL-YDS	Sacks-Yds
2009	13-0	10	8	18	0.0-0	0.0-0
2010	12-7	20	15	35	3.0-8	2.0-7
2011	12-8	27	34	61	4.5-7	0.0-0
2012	10-2	26	14	40	3.0-14	1.0-6
Total	47-17	83	71	151	10.5-29	3.0-13

Year	CF	FR	PD	PRES	INT	BLK
2009	0	0	0	0	0	0
2010	0	0	1	1	0	0
2011	0	0	1	0	0	0
2012	0	1	1	0	0	0
Total	0	1	3	1	0	0

KIGHT'S CAREER HIGHS

TACKLES: 9, vs. Kentucky (10/2/10)
 SOLO TACKLES: 9, vs. Kentucky (10/2/10)
 TFLs: 1.0, 8x, MR: at Tulane (9/22/12)
 QB SACKS: 1.0, 3x, MR: vs. Central Arkansas (9/1/12)
 PASSES DEFENDED: 1, 3x, MR: at Arkansas (10/27/12)
 FUMBLE RECOVERIES: 1, vs. Texas A&M (10/6/12)

28 - LAKEDRICK KING

5-8 • 181 • SO-SQ • DB
DUNCANVILLE, TEXAS
(DUNCANVILLE)

Has not seen action ... Non-scholarship player who joined the team this spring.

45 - JOSH LANCASTER

5-8 • 226 • SR-SQ • LB
MOBILE, ALA.
(ST. PAUL'S EPISCOPAL)

Has not seen action this season ... Originally a non-scholarship player, but was awarded a scholarship in August ... Has played in one game during his Rebel career.

24 - KEITH LEWIS

6-1 • 235 • SO-1L • LB
TAMPA, FLA.
(FREEDOM)

Has played in every game ... vs. *Central Arkansas (9/1)*: Talled three tackles (two solo) ... vs. *#12 Texas (9/15)*: Career-high five tackles (two solo) ... at *Arkansas (10/27)*: Recorded four tackles (one solo) with 0.5 TFL ... at *#6 Georgia (11/3)*: Posted four tackles (one solo).

LEWIS' CAREER STATISTICS

—DEFENSE—

Year	G-S	UT	AT	TT	TFL-YDS	Sacks-Yds
2011	12-1	7	4	11	1.0-3	0.0-0
2012	10-0	6	10	16	0.5-0	0.0-0
Total	22-1	13	14	27	1.5-3	0.0-0

Year	CF	FR	PD	PRES	INT	BLK
2011	0	0	0	0	0	0
2012	0	0	0	0	0	0
Total	0	0	0	0	0	0

LEWIS' CAREER HIGHS

TACKLES: 5, vs. Texas (9/15/12)
SOLO TACKLES: 3, at Fresno State (10/1/11)
TFLs: 1.0, vs. Arkansas (10/22/11)

85 - JA-MES LOGAN

6-3 • 195 • JR-2L • WR
HOUSTON, TEXAS
(WESTFIELD)

Has played at WR in every game, with three starts ... 2nd on team with 32 catches and 392 receiving yards ... T-10th in SEC with 4.2 catches/game in league play ... vs. *Central Arkansas (9/1)*: Made one catch for three yards and recovered a fumble in the endzone for a touchdown ... vs. *UTEP (9/8)*: Team-high five catches for 44 yards ... at *Tulane (9/22)*: Scored a 14-yard touchdown on his first career carry (end around) and caught one pass for 11 yards ... at *#1 Alabama (9/29)*: Hauled in three passes for 18 yards ... vs. *Texas A&M (10/6)*: Career-high six catches for 53 yards in start ... vs. *Auburn (10/13)*: Three catches for 51 yards, including a season-long 40 yarder ... at *Arkansas (10/27)*: Had three catches for 32 yards ... at *#6 Georgia (11/3)*: Caught two passes for 20 yards ... vs. *Vanderbilt (11/10)*: Set career highs with eight catches and 160 yards with a long of 47 in a start ... Received the inaugural Eli Manning Award for the Outstanding Offensive Player of the spring.

LOGAN'S CAREER STATISTICS

—RECEIVING—

Year	G-S	Rec	Yds	TD	Lg	Avg.
2010	12-5	29	387	2	51	13.3
2011	12-4	20	274	0	46	13.7
2012	10-3	32	392	0	47	12.3
Total	34-12	81	1053	2	51	13.0

—RUSHING—

Year	G-S	Att	Yds	TD	Lg	Avg.
2010	12-5	0	0	0	0	0.0
2011	12-4	0	0	0	0	0.0
2012	10-3	1	14	2	14	14.0
Total	34-12	1	14	2	14	14.0

LOGAN'S CAREER HIGHS

RECEPTIONS: 8, vs. Vanderbilt (11/10/12)
RECEIVING YARDS: 160, vs. Vanderbilt (11/10/10)
LONG RECEPTION: 51, vs. Fresno State (9/25/10)
RECEIVING TDs: 1, 2x, MR: vs. Mississippi State (11/27/10)
RUSHING ATTEMPTS: 1, at Tulane (9/22/12)
RUSHING YARDS: 14, at Tulane (9/22/12)
LONGEST RUSH: 14, at Tulane (9/22/12)
RUSHING TDs: 1, at Tulane (9/22/12)

1 - RANDALL MACKEY

5-10 • 195 • SR-1L • ATH
BASTROP, LA.
(BASTROP/EAST MISSISSIPPI CC)

Has played in every game with six starts (five at RB, one at WR) ... 3rd on team with 229 rushing yards, 4th on team with 274 receiving yards ... Has lined up at RB, WR and QB this year ... vs. *Central Arkansas (9/1)*: Started at RB and rushed for 50 yards on 15 carries, while also catching two passes for six yards ... vs. *UTEP (9/8)*: Rushed 11 times for 66 yards, made two catches for 14 yards and completed 2-of-2 passes for 34 yards, with a long completion of 32 ... vs. *#12 Texas (9/15)*: Rushed six times for 22 yards and caught a pass for no gain ... at *Tulane (9/22)*: Rushed four times for 34 yards and a TD, while catching a 30-yard pass ... at *#1 Alabama (9/29)*: Ran four times for 32 yards and a TD and caught one pass for 12 yards ... Threw a pick in his only passing attempt ... vs. *Texas A&M (10/6)*: Rushed for 23 yards on seven carries and caught a career-long 68-yard pass from Bo Wallace ... Also returned a kickoff for 20 yards ... vs. *Auburn (10/13)*: Ran twice for 6 yards, caught a pass for 22 yards and threw a TD pass to Bo Wallace for 25 yards on a halfback toss ... at *Arkansas (10/27)*: Made first career start at WR and set career highs with seven catches and 99 receiving yards ... at *#6 Georgia (11/3)*: Caught four passes for 23 yards and rushed twice for five yards ... vs. *Vanderbilt (11/10)*: Rushed twice for four yards ... Started six games at quarterback last season.

MACKEY'S CAREER STATISTICS

—RUSHING—

Year	G-S	Att	Yds	TD	Lg	Avg.
2011	9-6	83	180	1	28	2.2
2012	10-6	56	229	3	28	4.1
Total	19-12	139	409	4	28	2.9

—RECEIVING—

Year	G-S	Rec	Yds	TD	Lg	Avg.
2011	9-6	1	5	0	5	5.0
2012	10-6	20	274	0	68	13.7
Total	19-12	21	279	0	68	15.1

—PASSING—

Year	G-S	Cmp-Att	Pct.	Yds	TD	INT	LP
2011	9-6	77-155	49.7	1112	7	5	59
2012	10-6	3-6	50.0	59	1	1	32
Total	19-12	80-161	49.0	1171	8	6	59

—KICKOFF RETURNS—

Year	G	Ret	Yds	TD	Lg	Avg.
2011	9	0	0	0	0	0.0
2012	10	1	20	0	20	20.0
Total	19	1	20	0	20	20.0

—ALL-PURPOSE—

Year	G	Rush	Rec	PR	KR	Total	Avg/G
2011	9	180	5	0	0	185	20.6
2012	10	229	274	0	20	524	52.4
Total	19	409	279	0	20	709	37.3

MACKEY'S CAREER HIGHS

RUSHING ATTEMPTS: 15, vs. Central Arkansas (9/1/12)
RUSHING YARDS: 66, vs. UTEP (9/8/12)
LONGEST RUSH: 28, 2x, MR: at Tulane (9/22/12)
RUSHING TDs: 1, 4x, MR: at Alabama (9/29/12)

RECEPTIONS: 7, at Arkansas (10/27/12)
RECEIVING YARDS: 99, at Arkansas (10/27/12)
LONG RECEPTION: 68, vs. Texas A&M (10/6/12)
PASSING ATTEMPTS: 30, vs. Arkansas (10/22/11)
COMPLETIONS: 18, vs. Arkansas (10/22/11)
PASSING YARDS: 219, vs. Arkansas (10/22/11)
LONG COMPLETION: 59, vs. Alabama (10/15/11)
PASSING TDs: 2, vs. Arkansas (10/22/11)
KICKOFF RETURNS: 1, vs. Texas A&M (10/6/12)
KICKOFF RETURN YARDS: 20, vs. Texas A&M (10/6/12)
LONG KICKOFF RETURN: 20, vs. Texas A&M (10/6/12)
ALL-PURPOSE YARDS: 111, vs. Texas A&M (10/6/12)

52 - MIKE MARRY

6-3 • 256 • JR-2L • LB
CLEARWATER, FLA.
(LARGO)

Has played in every game with nine starts (Mike linebacker) ... 3rd on team with 57 tackles ... 3rd on team with 5.5 TFLs ... vs. *Central Arkansas (9/1)*: Made three tackles (two solo) ... vs. *UTEP (9/8)*: Team-high eight tackles (four solo) with half a sack ... vs. *#12 Texas (9/15)*: Made eight stops (one solo) ... at *Tulane (9/22)*: Posted three tackles (two solo) ... at *#1 Alabama (9/29)*: Made six tackles (four solo) with 1.0 TFL ... vs. *Texas A&M (10/6)*: Talled five tackles (three solo), including 1.5 TFLs ... vs. *Auburn (10/13)*: Had six tackles (three solo), 1.5 TFLs, a sack and his first career interception that sealed the win in the fourth quarter ... at *Arkansas (10/27)*: Made seven tackles (one solo) with a QB hurry in start ... at *#6 Georgia (11/3)*: Made five tackles (two solo) ... vs. *Vanderbilt (11/10)*: Posted six tackles (three solo) and 1.0 TFL for three yards ... Named preseason All-SEC fourth team by Phil Steele.

MARRY'S CAREER STATISTICS

—DEFENSE—

Year	G-S	UT	AT	TT	TFL-YDS	Sacks-Yds
2010	10-1	14	8	22	3.0-6	1.0-4
2011	12-9	46	35	81	5.0-24	2.0-18
2012	10-9	25	32	57	5.5-17	1.5-10
Total	32-19	85	75	160	32.5-47	4.5-32

Year	CF	FR	PD	PRES	INT	BLK
2010	0	2	0	1	0	0
2011	1	0	1	2	0	0
2012	0	0	0	1	1	0
Total	1	2	1	4	1	0

MARRY'S CAREER HIGHS

TACKLES: 13, vs. BYU (9/3/11)
SOLO TACKLES: 9, at Vanderbilt (9/17/11)
TFLs: 3.0, vs. Louisiana-Lafayette (11/6/10)
QB SACKS: 1.0, 4x, MR: vs. Auburn (10/13/12)
INTERCEPTIONS: 1, vs. Auburn (10/13/12)
FUMBLES RECOVERED: 1, vs. Kentucky (10/2/10)
PASSES DEFENDED: 1, at Fresno State (10/1/11)

92 - CARLTON MARTIN

6-2 • 288 • SO-1L • DT
MADISON, MISS.
(MADISON CENTRAL)

Has played in every game with one start at DT ... vs. *Central Arkansas (9/1)*: Recorded one tackle ... vs. *UTEP (9/8)*: Assisted on a sack ... at *Tulane (9/22)*: Two solo stops in start ... at *#1 Alabama (9/29)*: Assisted on a tackle ... vs. *Texas A&M (10/6)*: Posted a tackle.

C. MARTIN'S CAREER STATISTICS

—DEFENSE—

Year	G-S	UT	AT	TT	TFL-YDS	Sacks-Yds
2011	11-2	1	6	7	0.0-0	0.0-0
2012	10-1	2	4	6	0.5-3	0.5-3
Total	21-3	3	10	13	0.5-3	0.5-3

Year	CF	FR	PD	PRES	INT	BLK
2011	0	0	0	2	0	0
2012	0	0	0	0	0	0
Total	0	0	0	2	0	0

C. MARTIN'S CAREER HIGHS

TACKLES: 2, at Tulane (9/22/12)
 SOLO TACKLES: 2, at Tulane (9/22/12)
 TFLs: 0.5, vs. UTEP (9/8/12)
 SACKS: 0.5, vs. UTEP (9/8/12)

26 - WILL MARTIN

6-1 • 210 • JR-SQ • LB
MADISON, MISS.
 (MADISON CENTRAL/SOUTHERN MISS)

Has seen action in every game on special teams ... vs. *Central Arkansas (9/1)*: Saw first career action as a Rebel ... at *Tulane (9/22)*: Made first career tackle ... Non-scholarship player who joined the team in 2010.

W. MARTIN'S CAREER STATISTICS

—DEFENSE—

Year	G-S	UT	AT	TT	TFL-YDS	Sacks-Yds
2012	10-0	1	0	1	0.0-0	0.0-0
Total	10-0	1	0	1	0.0-0	0.0-0

Year	CF	FR	PD	PRES	INT	BLK
2012	0	0	0	0	0	0
Total	0	0	0	0	0	0

W. MARTIN'S CAREER HIGHS

TACKLES: 1, at Tulane (9/22/12)
 SOLO TACKLES: 1, at Tulane (9/22/12)

5 - I'TAVIUS MATHERS

5-11 • 196 • FR-HS • RB
MURFREESBORO, TENN.
 (BLACKMAN)

Has played in every game ... vs. *Central Arkansas (9/1)*: Rushed four times for 20 yards in his college debut ... vs. *UTEP (9/8)*: Rushed for 26 yards on just three carries and caught a three-yard pass ... vs. *#12 Texas (9/15)*: Ran three times for 18 yards ... at *Tulane (9/22)*: Ran six times for 28 yards and caught a pass for 6 yards ... at *#1 Alabama (9/29)*: Rushed once for 8 yards ... vs. *Auburn (10/13)*: Ran once for 4 yards and returned a kick for 14 yards ... at *#6 Georgia (11/3)*: Two rushes for eight yards ... vs. *Vanderbilt (11/10)*: Rushed once for no gain ... Member of the 2012 signing class.

MATHERS' CAREER STATISTICS

—RUSHING—

Year	G-S	Att	Yds	TD	Lg	Avg.
2012	10-0	21	112	0	15	5.3
Total	10-0	21	112	0	15	5.3

—RECEIVING—

Year	G-S	Rec	Yds	TD	Lg	Avg.
2012	10-0	2	9	0	6	4.5
Total	10-0	2	9	0	6	4.5

—KICKOFF RETURNS—

Year	G	Ret	Yds	TD	Lg	Avg.
2012	10	1	14	0	14	14.0
Total	10	1	14	0	14	14.0

MATHERS' CAREER HIGHS

RUSHING ATTEMPTS: 6, at Tulane (9/22/12)
 RUSHING YARDS: 28, at Tulane (9/22/12)
 LONGEST RUSH: 15, vs. Texas (9/15/12)
 RECEPTIONS: 1, 2x, MR: at Tulane (9/22/12)
 RECEIVING YARDS: 6, at Tulane (9/22/12)
 LONG RECEPTION: 6, at Tulane (9/22/12)
 KICKOFF RETURNS: 1, vs. Auburn (10/13/12)

KICKOFF RETURN YARDS: 14, vs. Auburn (10/13/12)
 LONG KICKOFF RETURN: 14, vs. Auburn (10/13/12)

13 - BRISHEN MATHEWS

6-0 • 200 • JR-1L • DB
MONTICELLO, ARK.
 (MONTICELLO)

Has seen action in every game with one start ... vs. *Central Arkansas (9/1)*: Posted one solo stop ... vs. *UTEP (9/8)*: Made three tackles (one solo) ... vs. *Texas A&M (10/6)*: Made two stops (one solo), including a TFL ... vs. *Auburn (10/13)*: Made three tackles (one solo) in first career start (Huskie) ... vs. *Vanderbilt (11/10)*: Made one assisted tackle.

MATHEWS' CAREER STATISTICS

—DEFENSE—

Year	G-S	UT	AT	TT	TFL-YDS	Sacks-Yds
2010	12-0	14	1	15	0.0-0	0-0
2011	2-0	2	0	2	0.0-0	0-0
2012	10-1	4	6	10	1.0-5	0-0
Total	24-1	20	7	27	1.0-5	0-0

Year	CF	FR	PD	PRES	INT	BLK
2010	0	0	1	0	0	0
2011	0	0	0	0	0	0
2012	0	0	0	0	0	0
Total	0	0	1	0	0	0

MATHEWS' CAREER HIGHS

TACKLES: 8, vs. Auburn (10/30/10)
 SOLO TACKLES: 8, vs. Auburn (10/30/10)
 TFLs: 1.0, vs. Texas A&M (10/6/12)
 PASSES DEFENDED: 1, vs. Fresno State (9/25/10)

70 - EMMANUEL McCRAY

6-5 • 316 • JR-1L • OL
JACKSON, MISS.
 (FOREST HILL)

Has started at left tackle in every game this season ... vs. *Central Arkansas (9/1)*: Earned his first career start and helped Ole Miss rack up 565 total yards and 31 first downs ... vs. *UTEP (9/8)*: Helped the Rebels eclipse 500 total yards for the second straight game ... at *Tulane (9/22)*: Paved the way for a team rushing effort of 304 yards ... vs. *Texas A&M (10/6)*: Helped Ole Miss gain 464 yards of total offense ... vs. *Auburn (10/13)*: Helped pave the way for Jeff Scott to rush for a season-high 137 yards ... vs. *Vanderbilt (11/10)*: His blocking helped Bo Wallace pass for 403 yards.

9 - MAIKHAIL MILLER

6-2 • 240 • FR-HS • QB
FULTON, MISS.
 (ITAWAMBA AHS)

Has played in two games ... vs. *Central Arkansas (9/1)*: Took over QB duties for the Rebels' final drive of the game, rushing twice for 15 yards, in his college debut ... at *Tulane (9/22)*: Ran four times for 8 yards as the Rebels' QB in the fourth quarter ... Enrolled at Ole Miss in January and joined the team for spring drills.

MILLER'S CAREER STATISTICS

—RUSHING—

Year	G-S	Att	Yds	TD	Lg	Avg.
2012	2-0	6	23	0	9	3.8
Total	2-0	6	23	0	9	3.8

—PASSING—

Year	G-S	Cmp-Att	Pct.	Yds	TD	INT	LP
2012	2-0	0-0	0.0	0	0	0	0
Total	2-0	0-0	0.0	0	0	0	0

MILLER'S CAREER HIGHS

RUSHING ATTEMPTS: 4, at Tulane (9/22/12)
 RUSHING YARDS: 15, vs. Central Arkansas (9/11/12)
 LONGEST RUSH: 9, vs. Central Arkansas (9/11/12)

12 - DONTE MONCRIEF

6-3 • 216 • SO-1L • WR
RALEIGH, MISS
 (RALEIGH)

Biletnikoff Award Watch List ... Midseason All-SEC second team (Phil Steele) ... Ranks 11th in the SEC and 87th in the NCAA with 61.4 receiving ypg ... T-6th in SEC with five TD catches ... 6th in SEC with 4.7 catches per game ... Had a TD catch in each of the first four games ... Has played in every game with nine starts ... vs. *Central Arkansas (9/1)*: Posted career highs in receptions (8) and receiving yards (104), including a 53-yard touchdown from Bo Wallace ... vs. *UTEP (9/8)*: Hauled in three passes for a team-high 72 yards, including a 55-yard TD toss from Bo Wallace ... vs. *#12 Texas (9/15)*: Hauled in seven catches for a career-high 144 yards with a career-best 75-yard scoring connection from Bo Wallace ... at *Tulane (9/22)*: Caught one pass for a 23-yard TD ... at *#1 Alabama (9/29)*: Two catches for 37 yards ... vs. *Texas A&M (10/6)*: Caught six passes for 73 yards and a touchdown ... vs. *Auburn (10/13)*: Made four catches for 27 yards ... at *Arkansas (10/27)*: Tied career high with eight catches, gaining 60 yards ... vs. *Vanderbilt (11/10)*: Caught eight passes for 74 yards and a long of 23 ... Named preseason All-SEC fourth team by Phil Steele.

MONCRIEF'S CAREER STATISTICS

—RECEIVING—

Year	G-S	Rec	Yds	TD	Lg	Avg.
2011	12-12	31	454	4	57	14.6
2012	10-9	47	614	5	75	13.1
Total	22-21	78	1068	9	75	13.7

MONCRIEF'S CAREER HIGHS

RECEPTIONS: 8, 3x, MR: vs. Vanderbilt (11/10/12)
 RECEIVING YARDS: 144, vs. Texas (9/15/12)
 LONG RECEPTION: 75, vs. Texas (9/15/12)
 RECEIVING TDs: 2, vs. Arkansas (10/22/11)
 100-YARD RECEIVING GAMES: 2, MR: vs. Texas (9/15/12)

16 - COLLINS MOORE

6-1 • 196 • SO-1L • WR
MADISON, ALA.
 (BOB JONES)

Expected to miss the remainder of the season after injuring both shoulders ... Has played in four games this year ... vs. *#12 Texas (9/15)*: Saw the field for the first time this season ... at *Tulane (9/22)*: Caught two passes for 25 yards ... at *#1 Alabama (9/29)*: Caught a pass for a 5-yard gain ... vs. *Texas A&M (10/6)*: One catch for 23 yards ... Missed the first two games because of a shoulder injury.

C MOORE'S CAREER STATISTICS

—RECEIVING—

Year	G-S	Rec	Yds	TD	Lg	Avg.
2011	10-3	4	69	0	37	17.2
2012	4-0	4	53	0	23	13.2
Total	14-3	8	122	0	37	15.2

—SPECIAL TEAMS TACKLES—

Year	G	UT	AT	TT
2011	10	2	0	2
2012	4	0	0	0
Total	14	2	0	2

C. MOORE'S CAREER HIGHS

RECEPTIONS: 2, 2x, MR: at Tulane (9/22/12)
 RECEIVING YARDS: 37, at Kentucky (11/5/11)
 LONG RECEPTION: 37, at Kentucky (11/5/11)

TACKLES: 1, 2x, MR: at Kentucky (11/5/11)

22 - PHILANDER MOORE

5-9 • 188 • JR-1L • WR
AUSTIN, TEXAS
(BOWIE/BLINN CC)

Has played in seven games with one start ... vs. *Central Arkansas (9/1)*: Made his first career TD reception on a 25-yard connection from Bo Wallace ... vs. *UTEP (9/8)*: Had a punt return for -12 yards ... at *Tulane (9/22)*: Caught a pass for 7 yards and returned three punts for a total of -5 yards ... at *#1 Alabama (9/29)*: Started at WR and caught two passes for 6 yards, while also returning a punt for 10 yards.

P. MOORE'S CAREER STATISTICS

—RECEIVING—

Year	G-S	Rec	Yds	TD	Lg	Avg.
2011	10-0	5	14	0	5	2.8
2012	7-1	4	38	1	25	9.5
Total	17-1	9	52	1	25	5.8

—RUSHING—

Year	G-S	Att	Yds	TD	Lg	Avg.
2011	10-0	3	-10	0	2	-3.3
2012	7-1	0	0	0	0	0.0
Total	17-1	3	-10	0	2	-3.3

—KICKOFF RETURNS—

Year	G	Ret	Yds	TD	Lg	Avg.
2011	10	10	217	0	45	21.7
2012	7	0	0	0	0	0.0
Total	17	10	217	0	45	21.7

—PUNT RETURNS—

Year	G	Ret	Yds	TD	Lg	Avg.
2011	10	4	-7	0	2	-1.8
2012	7	5	-7	0	10	-1.4
Total	17	9	-14	0	10	-1.6

P. MOORE'S CAREER HIGHS

RECEPTIONS: 2, 2x, MR: at Alabama (9/29/12)
RECEIVING YARDS: 25, vs. Central Arkansas (9/11/12)
LONG RECEPTION: 25, vs. Central Arkansas (9/11/12)
RECEIVING TDs: 1, vs. Central Arkansas (9/11/12)
RUSHES: 1, 3x, MR: at Kentucky (11/5/11)
RUSHING YARDS: 2, at Vanderbilt (9/17/11)
LONGEST RUSH: 2, at Vanderbilt (9/17/11)
KICKOFF RETURNS: 5, vs. LSU (11/19/11)
KICKOFF RETURN YARDS: 93, vs. LSU (11/19/11)
LONG KICKOFF RETURN: 45, at Mississippi State (11/26/11)
PUNT RETURNS: 3, 2x, MR: at Tulane (9/22/12)
LONG PUNT RETURN: 10, at Alabama (9/29/12)

72 - AARON MORRIS

6-5 • 330 • SO-1L • OL
JACKSON, MISS.
(CALLAWAY)

Has been the starting left guard for every game this season ... vs. *Central Arkansas (9/1)*: Started at LG and helped Ole Miss rack up 565 total yards and 31 first downs ... vs. *UTEP (9/8)*: Helped the Rebels eclipse 500 total yards for the second straight game ... at *Tulane (9/22)*: Named **SEC Offensive Lineman of the Week** after helping pave the way for the Rebels' 304 rushing yards and 450 total yards ... vs. *Texas A&M (10/6)*: Helped Ole Miss gain 464 yards of total offense ... vs. *Auburn (10/13)*: Helped pave the way for Jeff Scott to rush for a season-high 137 yards ... vs. *Vanderbilt (11/10)*: His blocking helped Bo Wallace pass for 403 yards ... Started six games at LG a year ago.

17 - JAMAL MOSLEY

6-4 • 246 • SR-1L • TE
MEMPHIS, TENN.
(KINGSBURY/OKLAHOMA STATE/NORTHWEST MISSISSIPPI CC)

Has played in every game with three starts at TE ... vs. *Central Arkansas (9/1)*: Posted career highs in receptions (4) and receiving yards (79), with his second career TD on a 11-yard pass from Barry Brunetti ... vs. *UTEP (9/8)*: Started at TE and helped Ole Miss eclipse 500 total yards for the second straight game ... vs. *#12 Texas (9/15)*: Three catches for nine yards in start ... vs. *Texas A&M (10/6)*: One catch for seven yards ... vs. *Auburn (10/13)*: Caught two passes for 11 yards ... at *#6 Georgia (11/3)*: Caught one pass, a 13-yard TD reception ... vs. *Vanderbilt (11/10)*: Caught two passes for 15 yards, including a long of 13 in a start.

MOSLEY'S CAREER STATISTICS

—RECEIVING—

Year	G-S	Rec	Yds	TD	Lg	Avg.
2011	11-8	12	166	1	61	13.8
2012	10-3	13	134	2	28	10.3
Total	21-11	25	300	3	61	12.0

MOSLEY'S CAREER HIGHS

RECEPTIONS: 4, vs. Central Arkansas (9/1/12)
RECEIVING YARDS: 79, vs. Central Arkansas (9/1/12)
LONG RECEPTION: 61, at Mississippi State (11/26/11)
RECEIVING TDs: 1, 3x, MR: at Georgia (11/3/12)

28 - KORVIC NEAT

5-9 • 164 • JR-2L • WR
HALLANDALE, FLA.
(HALLANDALE)

Has played in seven games with two starts ... Missed three games due to a groin injury ... vs. *Central Arkansas (9/1)*: Posted career highs in catches (6) and receiving yards (75) in start ... Also returned three punts for 20 yards, with a long of 18 ... vs. *UTEP (9/8)*: Made four catches for 19 yards, registered a 39-yard run and returned two punts for 8 yards ... vs. *#12 Texas (9/15)*: Caught four passes for 57 yards ... vs. *Auburn (10/13)*: Returned to action and caught a pass for 9 yards ... at *Arkansas (10/27)*: Returned two punts for 10 yards ... at *#6 Georgia (11/3)*: Caught three passes for 39 yards ... vs. *Vanderbilt (11/10)*: Caught five passes for 45 yards with a long of 19 in a start and returned one punt for a loss of five yards.

NEAT'S CAREER STATISTICS

—RECEIVING—

Year	G-S	Rec	Yds	TD	Lg	Avg.
2010	8-2	9	74	0	22	8.2
2011	7-0	1	2	0	0	2.0
2012	7-2	23	244	0	30	10.6
Total	22-4	33	320	0	30	9.7

—RUSHING—

Year	G-S	Att	Yds	TD	Lg	Avg.
2010	8-2	10	47	1	13	4.7
2011	7-0	4	7	0	6	1.8
2012	7-2	1	39	0	39	39.0
Total	22-4	15	93	1	39	6.2

—KICKOFF RETURNS—

Year	G	Ret	Yds	TD	Lg	Avg.
2010	8	2	41	0	25	20.5
2011	7	0	0	0	0	0.0
2012	7	0	0	0	0	0.0
Total	22	2	41	0	25	20.5

—PUNT RETURNS—

Year	G	Ret	Yds	TD	Lg	Avg.
2010	8	0	0	0	0	0.0
2011	7	1	4	0	4	4.0
2012	7	10	58	0	19	5.8
Total	22	8	62	0	19	7.8

NEAT'S CAREER HIGHS

RECEPTIONS: 6, vs. Central Arkansas (9/1/12)
RECEIVING YARDS: 75, vs. Central Arkansas (9/1/12)
LONG RECEPTION: 30, vs. Texas (9/15/12)
RUSHING ATTEMPTS: 5, vs. Vanderbilt (9/18/10)
RUSHING YARDS: 39, vs. UTEP (9/8/12)
LONGEST RUSH: 39, vs. UTEP (9/8/12)
RUSHING TDs: 1, vs. Vanderbilt (9/18/10)
KICKOFF RETURNS: 1, 2x, MR at Tennessee (11/13/10)
KICKOFF RETURN YARDS: 25, vs. Auburn (10/30/10)
LONG KICKOFF RETURN: 25, vs. Auburn (10/30/10)
PUNT RETURNS: 3, vs. Central Arkansas (9/1/12)
PUNT RETURN YARDS: 20, vs. Central Arkansas (9/1/12)
LONG PUNT RETURN: 19, at Georgia (11/3/12)

9 - IVAN NICHOLAS

5-10 • 195 • SR-1L • DB
JACKSONVILLE, FLA.
(LEE/ASA COLLEGE)

Has played in four games this season ... vs. *Central Arkansas (9/1)*: Made first career tackle ... at *#1 Alabama (9/29)*: Made a solo tackle on special teams ... vs. *Texas A&M (10/6)*: Recorded a tackle.

NICHOLAS' CAREER STATISTICS

—DEFENSE—

Year	G-S	UT	AT	TT	TFL-YDS	Sacks-Yds
2011	5-0	0	0	0	0.0-0	0-0
2012	4-0	1	2	3	0.0-0	0-0
Total	9-0	1	2	3	0.0-0	0-0

Year	CF	FR	PD	PRES	INT	BLK
2011	0	0	0	0	0	0
2012	0	0	0	0	0	0
Total	0	0	0	0	0	0

NICHOLAS' CAREER HIGHS

TACKLES: 1, 3x, MR: vs. Texas A&M (10/6/12)
SOLO TACKLES: 1, at Alabama (9/29/12)

4 - DENZEL NKEMDICHE

5-11 • 203 • FR-RS • LB
LOGANVILLE, GA.
(GRAYSON)

National Freshman Performer of the Year Watch List (CFPA)
... **Midseason All-SEC third team (Phil Steele)** ... Starter at Stinger LB in every game ... 2nd on team with 66 tackles ... T-6th in the SEC, first among freshmen, with 1.15 TFLs per game ... T-2nd in SEC with 0.40 fumbles forced per game ... vs. *Central Arkansas (9/1)*: Had a tremendous college debut when he led the Rebels with eight tackles (five solo), including 3.0 TFLs and a sack ... vs. *UTEP (9/8)*: Recorded three tackles (two solo) ... vs. *#12 Texas (9/15)*: Posted seven tackles (two solo) ... at *Tulane (9/22)*: Posted three solo stops and snagged his first career interception ... at *#1 Alabama (9/29)*: Huge game with season-high 11 tackles (five solo), 3.0 TFLs, a sack and two forced fumbles ... Named **SEC Co-Defensive Player of the Week** ... vs. *Texas A&M (10/6)*: Made six tackles (three solo) with 2.0 TFLs and a QB hurry ... vs. *Auburn (10/13)*: Recorded six tackles (one solo) with a TFL and a QB hurry ... at *Arkansas (10/27)*: Led team with eight tackles, picked off a pass (that he returned 32 yards) and broke up two more ... at *#6 Georgia (11/3)*: Made eight tackles (four solo) and forced two fumbles ... vs. *Vanderbilt (11/10)*: Posted six tackles (two solo) with 2.5 TFLs for 10 yards, including a sack for eight yards and a pass breakup.

NKEMDICHE'S CAREER STATISTICS

—DEFENSE—

Year	G-S	UT	AT	TT	TFL-YDS	Sacks-Yds
2012	10-10	29	37	66	11.5-38	3.0-22
Total	10-10	29	37	66	11.5-38	3.0-22

Year	CF	FR	PD	PRES	INT	BLK
2012	4	0	5	2	2	0
Total	4	0	5	2	2	0

NKEMDICHE'S CAREER HIGHS

TACKLES: 11, at Alabama (9/29/12)
 SOLO TACKLES: 5, 2x, MR: at Alabama (9/29/12)
 TFLs: 3.0, 2x, MR: at Alabama (9/29/12)
 SACKS: 1.0, 3x, MR: vs. Vanderbilt (11/10/12)
 FORCED FUMBLES: 2, 2x, MR: at Georgia (11/3/12)
 INTERCEPTIONS: 1, 2x, MR: at Arkansas (10/27/12)
 PASSES DEFENDED: 3, at Arkansas (10/27/12)

91 - NATHAN NOBLE

6-4 • 211 • FR-HS • K
GREENVILLE, MISS.
(WASHINGTON SCHOOL)

Served as the team's primary kickoff man in the first five games of his college career ... vs. *Central Arkansas* (9/1): Kicked off eight times for an average of 63.6 yards, including five touchbacks ... Also had a solo tackle ... vs. *UTEP* (9/8): Kicked off three times for a 63.3 average ... vs. *#12 Texas* (9/15): Kicked off six times for an average of 63.7 and two touchbacks ... at *Tulane* (9/22): Kicked off eight times for a 63.6 average and four touchbacks ... at *#1 Alabama* (9/29): Kicked off twice for a 64.5 yard average ... Non-scholarship player who joined the team this fall.

NOBLE'S CAREER STATISTICS

—KICKOFFS—

Year	No.	Yards	Avg.	TB
2012	27	1718	63.6	11
Total	27	1718	63.6	11

—SPECIAL TEAMS TACKLES—

Year	G	UT	AT	TT
2012	5	1	0	1
Total	5	1	0	1

27 - SAM NOBLIN

6-3 • 211 • SO-SQ • WR
OCEAN SPRINGS, MISS.
(OCEAN SPRINGS)

Has not seen action as a Rebel ... Non-scholarship player who joined the team in 2010.

84 - JACK NUISMER

6-3 • 237 • JR-1L • TE
NASHVILLE, TENN.
(ENSWORTH)

Has not seen action this year ... Joined the team as a non-scholarship player in 2009, but was awarded a scholarship in August ... Played in three games last year.

4 - NICHOLAS PARKER

6-0 • 225 • SO-SQ • RB
BATESVILLE, MISS.
(SOUTH PANOLA)

Has played in seven games ... vs. *Central Arkansas* (9/1): Made his college debut and ran the ball twice for two yards in the fourth quarter ... vs. *UTEP* (9/8): One carry for two yards ... at *Tulane* (9/22): Gained 15 yards on his only carry late in the game.

PARKER'S CAREER STATISTICS

—RUSHING—

Year	G-S	Att	Yds	TD	Lg	Avg.
2012	7-0	4	19	0	15	4.8
Total	7-0	4	19	0	15	4.8

PARKER'S CAREER HIGHS

RUSHING ATTEMPTS: 2, vs. *Central Arkansas* (9/1/12)
 RUSHING YARDS: 15, at *Tulane* (9/22/12)
 LONGEST RUSH: 15, at *Tulane* (9/22/12)

99 - GILBERT PENA

6-4 • 317 • SR-1L • DT
YONKERS, N.Y.
(SAUNDERS/ASA COLLEGE)

Has played in every game with three starts at nose tackle ... vs. *UTEP* (9/8): Recorded three tackles (one solo) with 2.0 TFLs and his first career sack ... vs. *#12 Texas* (9/15): Made first career start and recorded a tackle ... at *Tulane* (9/22): Posted two stops (one solo) ... at *#1 Alabama* (9/29): Talled two assisted tackles ... vs. *Texas A&M* (10/6): Assisted on a pair of tackles ... vs. *Auburn* (10/13): Made two tackles, including a sack ... at *Arkansas* (10/27): Posted two stops ... at *#6 Georgia* (11/3): Made six tackles (two solo) in a start ... vs. *Vanderbilt* (11/10): Made two assisted tackles in a start.

PENA'S CAREER STATISTICS

—DEFENSE—

Year	G-S	UT	AT	TT	TFL-YDS	Sacks-Yds
2011	10-0	5	6	11	1.0-3	0-0
2012	10-3	6	16	22	3.0-14	2.0-11
Total	20-3	11	22	33	4.0-17	2.0-11

Year	CF	FR	PD	PRES	INT	BLK
2011	0	0	0	0	0	0
2012	0	0	0	0	0	0
Total	0	0	0	0	0	0

PENA'S CAREER HIGHS

TACKLES: 6, at *Georgia* (11/3/12)
 SOLO TACKLES: 2, 3x, MR: at *Georgia* (11/3/12)
 TACKLES FOR LOSS: 2.0, vs. *UTEP* (9/8/12)
 SACKS: 1.0, 2x, MR: vs. *Auburn* (10/13/12)

6 - WESLEY PENDLETON

5-11 • 175 • SR-1L • DB
NATCHEZ, MISS.
(NATCHEZ/COPIAH-LINCOLN CC)

Has played in eight games with six starts at CB ... vs. *Central Arkansas* (9/1): Made two stops (one solo), including a TFL, in start ... vs. *UTEP* (9/8): Registered a tackle and a pass break-up in start ... vs. *#12 Texas* (9/15): Made four tackles (two solo) in start ... at *Tulane* (9/22): Posted a pair of solo stops in start ... at *#1 Alabama* (9/29): Broke up a pass in start ... vs. *Texas A&M* (10/6): Made one tackle in start ... at *Arkansas* (10/27): Made three tackles (two solo) ... Received the Jeff Hamm Memorial Award for the Outstanding Defensive Football Player of the spring.

PENDLETON'S CAREER STATISTICS

—DEFENSE—

Year	G-S	UT	AT	TT	TFL-YDS	Sacks-Yds
2011	12-10	10	9	19	0.0-0	0-0
2012	8-6	9	4	13	1.0-2	0-0
Total	20-16	19	13	32	1.0-2	0-0

Year	CF	FR	PD	PRES	INT	BLK
2011	0	0	4	2	0	0
2012	0	0	2	0	0	0
Total	0	0	6	2	0	0

PENDLETON'S CAREER HIGHS

TACKLES: 5, vs. *Southern Illinois* (9/10/11)
 SOLO TACKLES: 4, vs. *Southern Illinois* (9/10/11)
 TFLs: 1.0, vs. *Central Arkansas* (9/11/12)
 PASSES DEFENDED: 1, 6x, MR: at *Alabama* (9/29/12)

80 - JOSH PINKSTON

6-1 • 195 • SO-SQ • WR
FOREST, MISS.
(FOREST)

Has not seen action as a Rebel ... Non-scholarship player who joined the team in fall 2011.

26 - JIMMY POTEPA

5-8 • 204 • FR-RS • RB
MONROVIA, LIBERIA
(CAMPUS MAGNET)

Has not seen action ... Non-scholarship player who joined the team this spring.

25 - CODY PREWITT

6-2 • 214 • SO-1L • DB
BAY SPRINGS, MISS.
(SYLVA BAY ACADEMY)

Midseason All-SEC third team (Phil Steele) ... Has started at free safety in every game this year ... Team leader with 67 tackles and two interceptions ... T-8th in SEC with 0.2 forced fumbles/game ... vs. *Central Arkansas* (9/1): Started at FS, but did not record a tackle ... vs. *UTEP* (9/8): Huge game with seven tackles (five solo), a sack, an interception and a pass break-up ... vs. *#12 Texas* (9/15): Recorded seven tackles, including half a tackle for loss ... at *Tulane* (9/22): Made two solo tackles ... at *#1 Alabama* (9/29): Posted a career-high 13 tackles (six solo) with 0.5 TFL ... vs. *Texas A&M* (10/6): Another big game with six tackles (five solo), two forced fumbles, a fumble recovery and an interception ... vs. *Auburn* (10/13): Led team with nine tackles ... at *Arkansas* (10/27): Posted five stops (one solo) ... at *#6 Georgia* (11/3): Talled team-high 11 tackles (six solo), a fumble recovery with a four yard return and a 0.5 sack ... vs. *Vanderbilt* (11/10): Posted seven tackles (five solo), including 2.0 TFLs for two yards.

PREWITT'S CAREER STATISTICS

—DEFENSE—

Year	G-S	UT	AT	TT	TFL-YDS	Sacks-Yds
2011	12-4	18	14	32	0.5-1	0-0
2012	10-10	36	31	67	4.5-18	1.5-13
Total	22-14	54	45	99	5.0-19	1.5-13

Year	CF	FR	PD	PRES	INT	BLK
2011	0	1	1	1	1	0
2012	2	2	3	0	2	0
Total	2	3	4	1	3	0

PREWITT'S CAREER HIGHS

TACKLES: 13, at *Alabama* (9/29/12)
 SOLO TACKLES: 6, 4x, MR: at *Georgia* (11/3/12)
 TFLs: 2.0, vs. *Vanderbilt* (11/10/12)
 QB SACKS: 1.0, vs. *UTEP* (9/8/12)
 FUMBLES FORCED: 2, vs. *Texas A&M* (10/6/12)
 FUMBLE RECOVERIES: 1, 3x, MR: at *Georgia* (11/3/12)
 INTERCEPTIONS: 1, 3x, MR: vs. *Texas A&M* (10/6/12)
 PASSES DEFENDED: 2, vs. *UTEP* (9/8/12)

88 - JOHN RATLIFF

6-0 • 181 • FR-RS • WR
FORT WORTH, TEXAS
(NOLAN CATHOLIC)

Has not seen action as a Rebel ... Non-scholarship player who joined the team in fall 2011.

13 - ROBERT RATLIFF

6-2 • 217 • JR-SQ • QB
FORT WORTH, TEXAS
(NOLAN CATHOLIC/SEWANEE)

Has not seen action as a Rebel ... Joined the team as a non-scholarship player in 2010, but was awarded a scholarship in August.

20 - JEREMY REED

5-6 • 150 • JR-JC • WR
SOUTHAVEN, MISS.
(SOUTHAVEN/EAST MISSISSIPPI CC)

Has not seen action ... Non-scholarship player who joined the team this spring.

27 - JOSH RICHARDSON

5-10 • 180 • JR-JC • DB
MOSS POINT, MISS.
(MOSS POINT/MISSISSIPPI GULF COAST CC)

Has not seen action ... Non-scholarship player who joined the team this spring.

96 - ANDREW RITTER

6-3 • 220 • SR-3L • K/P
JACKSON, MISS.
(JACKSON ACADEMY)

Expected to redshirt this season ... On the preseason watch list for top specialist (College Football Performance Awards).

RITTER'S CAREER STATISTICS

—KICKOFFS—

Year	No.	Yards	Avg.	TB
2009	73	4766	65.3	12
2010	61	3890	63.8	12
2011	43	2909	67.7	12
Total	177	11565	65.3	36

—SPECIAL TEAMS TACKLES—

Year	G	UT	AT	TT
2009	13	1	1	2
2010	11	3	1	4
2011	11	2	1	3
Total	35	6	3	9

81 - BRYSON ROSE

5-11 • 203 • SR-2L • K
RALEIGH, N.C.
(WAKEFIELD)

Has served as the team's placekicker since 2010 ... Leads all SEC players in scoring in league play (8.7 ppg) ... Top four in school history in career points (4th, 219), field goals (4th, 40) and PATs (3rd, 99) ... Top five among active SEC players in career points, field goals, FG percentage and PATs ... vs. *Central Arkansas (9/1)*: Tied a career high with seven PATs, but missed on FG attempts of 29 yards and 58 yards (blocked) ... vs. *UTEP (9/8)*: Made all four PATs but missed on both FG attempts (from 36 and 56) ... vs. *#12 Texas (9/15)*: Connected on a 39-yarder and made all four PATs ... at *Tulane (9/22)*: Perfect day at the office, going 2-for-2 on FG attempts (40, career-long 47) and 3-for-3 PATs ... at *#1 Alabama (9/29)*: Made 2-of-2 PATs and kicked off once ... vs. *Texas A&M (10/6)*: Made two field goals (46, 28), missed one (40) and made all three PATs ... Also kicked off six times with two touchbacks ... vs. *Auburn (10/13)*: Connected on both FG attempts (28, 39) and made all five PATs ... Also kicked off seven times with three touchbacks ... Named **SEC Co-Special Teams Player of the Week** ... at *Arkansas (10/27)*: Nailed the game-winning 31-yard field goal as time expired and also connected on field goals of 27 yards and a career-high 53-yarder ... Recorded four touchbacks on six

kickoffs ... Named **SEC Special Teams Player of the Week** ... at *#6 Georgia (11/3)*: Connected on a FG (34) and a PAT ... vs. *Vanderbilt (11/10)*: Made four FGs (22, 28, 41, 27) and two PATs ... On the preseason watch list for top placekicker (**College Football Performance Awards**) ... Made 17 straight field goal attempts between 2010 and 2011, one shy of the SEC record.

ROSE'S CAREER STATISTICS

—KICKING—

Year	FG-FGA	PCT.	PAT-ATT	PCT.	TP
2009	0-0	.000	2-2	1.000	2
2010	16-18	.889	43-44	.977	91
2011	9-11	.818	20-21	.952	47
2012	15-21	.688	34-34	1.000	79
Total	40-50	.800	99-101	.980	219

—FG DISTANCE BREAKDOWN—

Year	0-29	30-39	40-49	50+	LG
2010	9-9	5-7	2-2	0-0	41
2011	4-4	4-5	1-2	0-0	43
2012	6-7	4-5	4-5	1-4	53
Total	19-20	13-17	7-9	1-4	53

—KICKOFFS—

Year	No.	Yards	Avg.	TB
2012	33	2019	61.2	16
Total	33	2019	61.2	16

ROSE'S CAREER HIGHS

FIELD GOALS MADE: 5, vs. Louisiana-Lafayette (11/6/10)
FIELD GOALS ATTEMPTED: 5, 2x, MR: vs. Vanderbilt (11/10/12)
CONSECUTIVE FGs MADE: 17, 10/16/10 - 11/5/11
LONG FIELD GOAL: 53, at Arkansas (10/27/12)
PATs MADE: 7, 2x, MR: vs. Central Arkansas (9/1/12)
PATs ATTEMPTED: 7, 2x, MR: vs. Central Arkansas (9/1/12)
CONSECUTIVE PATs MADE: 44, 2x, MR: 10/1/11 - present
PTS SCORED: 19, vs. Louisiana-Lafayette (11/6/10)

10 - VINCE SANDERS

6-1 • 190 • SO-1L • WR
MACON, MISS.
(NOXUBEE COUNTY)

Has played in every game with nine starts ... 3rd on team with 29 catches and 337 receiving yards ... T-10th in SEC with 4.2 catches per game in league play ... vs. *Central Arkansas (9/1)*: Earned his second career start and caught a pass for 13 yards ... vs. *#12 Texas (9/15)*: Made one catch for 11 yards in start ... at *Tulane (9/22)*: Had two catches for 27 yards in start ... at *#1 Alabama (9/29)*: Led the Rebels with a career-high seven receptions for a career-high 46 yards in start ... vs. *Texas A&M (10/6)*: Hauled in five catches for a career-high 81 yards, including a career-long 41-yard reception, in start ... vs. *Auburn (10/13)*: Caught one pass for 6 yards in start ... at *Arkansas (10/27)*: Caught five balls for 40 yards and snagged his first career touchdown in start ... at *#6 Georgia (11/3)*: Caught two passes for 17 yards ... vs. *Vanderbilt (11/10)*: Caught five passes for a career-high 96 yards and a TD, including a long of 41 yards.

V. SANDERS' CAREER STATISTICS

—RECEIVING—

Year	G-S	Rec	Yds	TD	Lg	Avg.
2011	9-1	10	110	0	26	11.0
2012	10-9	29	337	2	41	11.6
Total	19-10	39	447	2	41	11.5

V. SANDERS' CAREER HIGHS

RECEPTIONS: 7, at Alabama (9/29/12)
RECEIVING YARDS: 96, vs. Vanderbilt (11/10/12)
LONG RECEPTION: 41, 2x, MR: vs. Vanderbilt (11/10/12)
RECEIVING TDs: 1, 2x, MR: vs. Vanderbilt (11/10/12)

3 - CHARLES SAWYER

5-11 • 181 • JR-2L • DB
MIAMI, FLA.
(CORAL REEF)

Has started every game (three at Rover, seven at cornerback) ... vs. *Central Arkansas (9/1)*: Made two tackles (one solo) in start ... vs. *UTEP (9/8)*: Collected four tackles (three solo) in start ... vs. *#12 Texas (9/15)*: Talled a career-high 12 tackles (six solo) in start ... at *Tulane (9/22)*: Started at CB for the first time this year and posted a pair of solo stops ... at *#1 Alabama (9/29)*: Posted five tackles (four solo) in second straight start as a CB ... vs. *Texas A&M (10/6)*: Posted six tackles (three solo), including 1.5 TFLs and 0.5 sack ... vs. *Auburn (10/13)*: Recorded six tackles (five solo) with a TFL and a pass break-up ... at *Arkansas (10/27)*: Huge game with seven stops (six solo), a sack, an interception, two pass break-ups and a blocked punt that set up a Rebel TD drive ... at *#6 Georgia (11/3)*: Record a solo tackle and a pass break up ... vs. *Vanderbilt (11/10)*: Made four tackles (two solo), a pass breakup and recovered a fumble ... Named preseason All-SEC third team by *Athlon* and *Phil Steele* ... Listed on the preseason **College Football Performance Awards** Defensive Back Trophy Watch List.

SAWYER'S CAREER STATISTICS

—DEFENSE—

Year	G-S	UT	AT	TT	TFL-YDS	Sacks-Yds
2010	12-4	36	13	49	1.0-2	0-0
2011	12-12	45	25	70	3.0-4	0-0
2012	10-10	33	16	49	3.5-21	1.5-11
Total	34-26	114	54	168	7.5-27	1.5-11

SAWYER'S CAREER HIGHS

TACKLES: 12, vs. Texas (9/15/12)
SOLO TACKLES: 8, 2x, MR: at Auburn (10/29/11)
TFLs: 2.0, at Vanderbilt (9/17/11)
QB SACKS: 1.0, at Arkansas (10/27/12)
INTERCEPTIONS: 1, 7x, MR: at Arkansas (10/27/12)
PASSES DEFENDED: 3, 3x, MR: at Arkansas (10/27/12)
INT. RETURNED FOR TOUCHDOWN: 1, vs. BYU (9/3/11); 96 yds.
BLOCKED PUNTS: 1, at Arkansas (10/27/12)

44 - CHARLIE SCOTT

5-11 • 200 • FR-RS • RB
JACKSON, MISS.
(ST. ANDREW'S EPISCOPAL)

Has played in one game ... vs. *Central Arkansas (9/1)*: Saw his first career action as a running back ... Non-scholarship player who joined the team in fall 2011.

3 - JEFF SCOTT

5-7 • 170 • JR-2L • RB
MIAMI, FLA.
(ARCHBISHOP CARROLL)

Ranks 8th in the SEC and 68th in the NCAA with 75.6 rushing ypg ... 10th in SEC with 98.3 all-purpose ypg ... 15th in the SEC with 4.7 points per game (TDs) ... Has played in nine games with seven starts at RB ... vs. *UTEP (9/8)*: Recorded his fourth career 100-yard rushing game with a team-high 111 yards on 12 carries, adding one catch for 2 yards ... vs. *#12 Texas (9/15)*: Rushed for 95 yards on just eight carries, including a 48-yard TD run ... Also ran back three kicks for 37 yards ... at *Tulane (9/22)*: Ran 11 times for 62 yards and a pair of TDs (from 13 and 4 yards) and caught a pass for 4 yards, in start ... at *#1 Alabama (9/29)*: Ran 19 times for 49 yards and a TD, while catching two passes for 9 yards, in start ... vs. *Texas A&M*

(10/6): Ran the ball 21 times for 108 yards and a touchdown in start ... vs. Auburn (10/13): Piled up 207 all-purpose yards (137 rushing, career-high 70 receiving) ... First career TD reception with a career-long 55-yarder in which he ran to pay dirt after rolling over a defensive player ... at Arkansas (10/27): Ran for 50 yards on 21 carries with a TD and caught a career-best five passes for another 46 yards, in start ... at #6 Georgia (11/3): Rushed for 21 yards on 13 carries, caught three passes for 24 yards ... vs. Vanderbilt (11/10): Rushed 24 times for 47 yards and caught three passes for 13 yards ... Missed the season opener while recovering from an injury ... On the pre-season watch list for the Paul Hornung Award, given to the nation's most versatile player ... Named preseason All-SEC first team running back by USA Today ... On the preseason watch list for top punt returner (College Football Performance Awards).

J. SCOTT'S CAREER STATISTICS

—RUSHING—

Year	G-S	Att	Yds	TD	Lg	Avg.
2010	10-6	66	429	3	83	6.5
2011	10-9	116	529	6	69	4.6
2012	9-7	150	680	6	48	4.5
Total	29-22	332	1638	15	83	4.9

—RECEIVING—

Year	G-S	Rec	Yds	TD	Lg	Avg.
2010	10-6	5	25	0	13	5.0
2011	10-9	15	99	0	24	6.6
2012	9-7	18	168	1	55	9.3
Total	29-22	38	292	1	55	7.7

—KICKOFF RETURNS—

Year	G	Ret	Yds	TD	Lg	Avg.
2010	10	15	416	0	41	27.7
2011	10	14	248	0	25	17.7
2012	9	3	37	0	20	12.3
Total	29	32	701	0	41	21.9

—PUNT RETURNS—

Year	G	Ret	Yds	TD	Lg	Avg.
2010	10	0	0	0	0	0.0
2011	10	8	138	1	67	17.2
2012	9	0	0	0	0	0.0
Total	29	8	138	1	67	17.2

—ALL-PURPOSE—

Year	G	Rush	Rec	PR	KR	Total	Avg/G
2010	10	429	25	0	416	870	87.0
2011	10	529	99	138	248	1014	101.4
2012	9	659	144	0	37	840	93.3
Total	29	1617	268	138	701	2724	93.9

J. SCOTT'S CAREER HIGHS

RUSHING ATTEMPTS: 24, 2x: MR vs. Vanderbilt (11/10/11)
 RUSHING YARDS: 138, at Fresno State (10/1/11)
 LONGEST RUSH: 83, vs. Auburn (10/30/10)
 100-YARD RUSHING GAMES: 6, MR: vs. Auburn (10/13/12)
 RUSHING TDs: 3, vs. Southern Illinois (9/10/11)
 RECEPTIONS: 5, at Arkansas (10/27/12)
 RECEIVING YARDS: 70, vs. Auburn (10/13/12)
 LONG RECEPTION: 55, vs. Auburn (10/13/12)
 KICKOFF RETURNS: 7, at LSU (11/20/10)
 KICKOFF RETURN YARDS: 188, at LSU (11/20/10)
 LONG KICKOFF RETURN: 41, at LSU (11/20/10)
 PUNT RETURNS: 2, 2x, MR: vs. Georgia (9/24/11)
 PUNT RETURN YARDS: 63, vs. Southern Illinois (9/10/11)
 LONG PUNT RETURN: 67, vs. Southern Illinois (9/10/11)
 ALL-PURPOSE YARDS: 214, at LSU (11/20/10)

42 - D.T. SHACKELFORD

6-1 • 250 • JR-2L • LB
 DECATUR, ALA.
 (AUSTIN)

Has not participated in spring or fall practice while recovering from offseason surgery ... Unknown when he will return to game action.

SHACKELFORD'S CAREER STATISTICS

—DEFENSE—

Year	G-S	UT	AT	TT	TFL-YDS	Sacks-Yds
2009	11-0	15	5	20	2.0-3	0.0-0
2010	12-6	27	21	48	9.0-36	5.0-20
Total	23-6	42	26	68	11.0-39	5.0-20

Year	CF	FR	PD	PRES	INT	BLK
2009	0	2	1	0	1	0
2010	1	1	0	3	0	0
Total	1	3	1	3	1	0

SHACKELFORD'S CAREER HIGHS

TACKLES: 9, vs. Mississippi State (11/27/10)
 SOLO TACKLES: 7, vs. Mississippi State (11/27/10)
 TFLs: 2.5, vs. Vanderbilt (9/18/10)
 QB SACKS: 1.0, 3x, MR: vs. Mississippi State (11/27/10)
 INTERCEPTIONS: 1, vs. Southeastern La. (9/19/09)

23 - ANTHONY STANDIFER

6-0 • 182 • FR-HS • DB
 CRETE, ILL.
 (CRETE-MONEE)

Has played in three games as a DB ... vs. UTEP (9/8): Made college debut on defense ... at Tulane (9/22): Tallied three solo stops ... Member of the 2012 signing class.

STANDIFER'S CAREER STATISTICS

—DEFENSE—

Year	G-S	UT	AT	TT	TFL-YDS	Sacks-Yds
2012	3-0	3	0	3	0.0-0	0.0-0
Total	3-0	3	0	3	0.0-0	0.0-0

Year	CF	FR	PD	PRES	INT	BLK
2012	0	0	0	0	0	0
Total	0	0	0	0	0	0

STANDIFER'S CAREER HIGHS

TACKLES: 3, at Tulane (9/22/12)
 SOLO TACKLES: 3, at Tulane (9/22/12)

61 - BEN STILL

6-2 • 280 • FR-HS • OL
 MEMPHIS, TENN.
 (MEMPHIS UNIVERSITY SCHOOL)

Has played in four games ... vs. Central Arkansas (9/1): Made his college debut as the back-up center ... Member of the 2012 signing class.

32 - TEMARIO STRONG

6-0 • 240 • FR-HS • DL
 BATESVILLE, MISS.
 (SOUTH PANOLA)

Has not seen action and is expected to redshirt ... Member of the 2012 signing class.

51 - WALKER STURGEON

6-2 • 254 • SO-SQ • DE
 HORN LAKE, MISS.
 (DESOTO CENTRAL)

Has not seen action as a Rebel ... Non-scholarship player who joined the team in 2010.

19 - STEWART SUMMERS

5-11 • 195 • FR-HS • QB
 MADISON, MISS.
 (PEARL)

Has not seen action ... Non-scholarship player who joined the team this fall.

56 - EVAN SWINDALL

6-4 • 295 • JR-2L • C
 LAFAYETTE, GA.
 (LAFAYETTE)

Starting center for every game this season ... vs. Central Arkansas (9/1): Started at center and helped Ole Miss rack up 565 total yards and 31 first downs ... vs. UTEP (9/8): Helped the Rebels eclipse 500 total yards for the second straight game ... at Tulane (9/22): Paved the way for a team rushing effort of 304 yards ... vs. Texas A&M (10/6): Helped Ole Miss gain 464 yards of total offense ... vs. Auburn (10/13): Helped pave the way for Jeff Scott to rush for a season-high 137 yards ... vs. Vanderbilt (11/10): His blocking helped Bo Wallace pass for 403 yards ... Named to the preseason watch list for the Rimington Trophy for the nation's top center.

29 - DEVIN THOMAS

5-11 • 220 • SR-3L • RB
 SAN ANTONIO, TEXAS
 (MADISON)

2012 SEC Football Community Service Team member ... Has played in two games ... vs. Central Arkansas (9/1): Rushed once for three yards ... at Tulane (9/22): Rushed twice for 30 yards in the fourth quarter.

D. THOMAS' CAREER STATISTICS

—RUSHING—

Year	G-S	Att	Yds	TD	Lg	Avg.
2008	5-0	5	34	0	19	6.8
2010	12-2	6	13	0	4	2.2
2011	12-1	20	73	1	16	3.7
2012	2-0	3	33	0	18	11.0
Total	31-3	34	153	1	19	4.5

—RECEIVING—

Year	G-S	Rec	Yds	TD	Lg	Avg.
2008	5-0	0	0	0	0	0.0
2010	12-2	0	0	0	0	0.0
2011	12-1	1	5	0	5	5.0
2012	2-0	0	0	0	0	0.0
Total	31-3	1	5	0	5	5.0

—KICKOFF RETURNS—

Year	G	Ret	Yds	TD	Lg	Avg.
2008	5	0	0	0	0	0.0
2010	12	0	0	0	0	0.0
2011	12	1	16	0	16	16.0
2012	2	0	0	0	0	0.0
Total	31	1	16	0	16	16.0

THOMAS' CAREER HIGHS

RUSHING ATTEMPTS: 9, vs. Southern Illinois (9/10/11)
 RUSHING YARDS: 42, vs. Southern Illinois (9/10/11)
 RUSHING TDs: 1, vs. Southern Illinois (9/10/11)
 LONGEST RUSH: 19, at Wake Forest (9/6/08)
 RECEPTIONS: 1, vs. BYU (9/3/11)

RECEIVING YARDS: 5, vs. BYU (9/3/11)
LONG RECEPTION: 5, vs. BYU (9/3/11)

54 - CARLOS THOMPSON

6-4 • 243 • JR-2L • DE
HOLLANDALE, MISS.
(SIMMONS)

Has not seen action this season and is expected to redshirt.

C. THOMPSON'S CAREER STATISTICS

—DEFENSE—

Year	G-S	UT	AT	TT	TFL-YDS	Sacks-Yds
2010	7-0	1	0	1	1.0-13	1.0-13
2011	4-0	0	0	0	0-0	0-0
Total	11-0	1	0	1	1.0-13	1.0-13

Year	CF	FR	PD	PRES	INT	BLK
2010	0	0	0	0	0	0
2011	0	0	0	0	0	0
Total	0	0	0	0	0	0

C. THOMPSON'S CAREER HIGHS

TACKLES: 1, vs. Louisiana-Lafayette (11/6/10)
SOLO TACKLES: 1, vs. Louisiana-Lafayette (11/6/10)
TFLs: 1.0, vs. Louisiana-Lafayette (11/6/10)
SACKS: 1.0, vs. Louisiana-Lafayette (11/6/10)

14 - BO WALLACE

6-4 • 204 • SO-JC • QB
PULASKI, TENN.
(GILES COUNTY/ARKANSAS STATE/EAST MISSISSIPPI CC)

Has accounted for 114 points (12 pass TDs, 6 rush TDs, 1 rec TD), which is T-5th among SEC players ... Ranks 5th in SEC, 49th in NCAA in total offense (250.8 ypg) ... 2nd on team with 269 rushing yards ... Starting QB for every game this season ... vs. *Central Arkansas (9/1)*: As the starting QB, set a school record for total offense in a debut with 346 yards ... Completed 20-of-24 passes for 264 yards, two TDs and an interception ... Long play was a 53-yard TD pass to Donte Moncrief ... Led the Rebels on the ground with 82 yards and a TD on a 25-yard scamper ... vs. *UTEP (9/8)*: Completed 15-of-22 passes for 174 yards, three TDs and no picks, adding 53 more yards and another TD on the ground (11 carries) ... vs. *#12 Texas (9/15)*: Completed 13-of-24 passes for 178 yards, a touchdown and three interceptions, in start ... Rushed 12 times for 8 yards ... at *Tulane (9/22)*: Completed 7-of-16 passes for 101 yards and a TD and rushed eight times for 36 yards ... at *#1 Alabama (9/29)*: Connected on 15-of-26 passes for 123 yards and two interceptions, while losing 14 yards on eight carries ... vs. *Texas A&M (10/6)*: Completed 20-of-34 passes for a season-high 305 yards with a TD and two picks, while rushing for 21 yards and a TD on 13 carries ... vs. *Auburn (10/13)*: First player in school history with a rushing, passing and receiving touchdown in the same game ... Completed 17-of-22 passes for 226 yards and a TD, rushed for 39 yards and 2 TDs and made his first career catch for a 25-yard TD ... at *Arkansas (10/27)*: Set career highs with 29 completions and 37 passing attempts ... Threw for 278 yards, a TD and an interception and added 38 rushing yards on 11 carries ... at *#6 Georgia (11/3)*: Completed 16-of-25 passes for 187 yards and a TD with one interception ... vs. *Vanderbilt (11/10)*: Completed 31-of-49 passes for 403 yards and a TD, also rushed for a TD ... Transferred to Ole Miss in January and joined the team for spring drills.

WALLACE'S CAREER STATISTICS

—PASSING—

Year	G-S	Cmp-Att	Pct.	Yds	TD	INT	LP
2012	10-10	183-279	65.5	2239	12	10	75
Total	10-10	183-279	65.5	2239	12	10	75

Year	G-S	Avg/G	Effic.
2012	10-10	223.9	140.0
Total	10-10	223.9	140.0

—RUSHING—

Year	G-S	Att	Yds	TD	Lg	Avg.
2012	10-10	111	269	6	25	2.4
Total	10-10	111	269	6	25	2.4

—RECEIVING—

Year	G-S	Rec	Yds	TD	Lg	Avg.
2012	10-10	1	25	1	25	25.0
Total	10-10	1	25	1	25	25.0

—TOTAL OFFENSE—

Year	G-S	Rush	Pass	Total	Avg/G
2012	10-10	269	2239	2101	250.8
Total	10-10	269	2239	2508	250.8

WALLACE'S CAREER HIGHS

PASSING ATTEMPTS: 49, vs. Vanderbilt (11/10/12)
COMPLETIONS: 31, vs. Vanderbilt (11/10/12)
PASSING YARDS: 403, vs. Vanderbilt (11/10/12)
PASSING TDs: 3, vs. UTEP (9/8/12)
LONG COMPLETION: 75, vs. Texas (9/15/12)
RUSHING ATTEMPTS: 15, vs. Auburn (10/13/12)
RUSHING YARDS: 82, vs. Central Arkansas (9/1/12)
LONGEST RUSH: 25, 2x, MR: at Tulane (9/22/12)
RUSHING TDs: 2, vs. Auburn (10/13/12)
RECEPTIONS: 1, vs. Auburn (10/13/12)
RECEIVING YARDS: 25, vs. Auburn (10/13/12)
LONG RECEPTION: 25, vs. Auburn (10/13/12)
RECEIVING TDs: 1, vs. Auburn (10/13/12)
TOTAL OFFENSE YARDS: 407, vs. Vanderbilt (11/10/12)

6 - JAYLEN WALTON

5-8 • 167 • FR-HS • RB
MEMPHIS, TENN.
(RIDGWAY)

Has played in every game ... Ranks 2nd in the SEC and 23rd in the NCAA with a 26.9-yard kick return average ... Scored a touchdown in each of his first three college outings ... vs. *Central Arkansas (9/1)*: Rushed twice for nine yards, including a TD, in his college debut ... Scored on a 10-yard run the first time he touched the ball in a college game ... vs. *UTEP (9/8)*: Rushed three times for 26 yards and caught a 51-yard TD pass from Bo Wallace ... vs. *#12 Texas (9/15)*: Recorded the fifth 100-yard kick return for a TD in school history ... Also rushed once for two yards ... at *Tulane (9/22)*: Rushed three times for 10 yards ... at *#1 Alabama (9/29)*: Rushed once for 4 yards, made one catch for 5 yards and returned one kick for 15 yards ... vs. *Texas A&M (10/6)*: Returned four kicks for an average of 15.3 yards ... vs. *Auburn (10/13)*: Ran twice for 16 yards and returned a kick for 25 yards ... at *Arkansas (10/27)*: Returned two kicks for an average of 37.0 yards ... at *#6 Georgia (11/3)*: Caught one pass for a yard, rushed once for a loss of five yards and returned a kick for 20 yards ... vs. *Vanderbilt (11/10)*: Returned two kicks for 64 yards and a long of 44 yards ... Member of the 2012 signing class.

WALTON'S CAREER STATISTICS

—RUSHING—

Year	G-S	Att	Yds	TD	Lg	Avg.
2012	10-0	13	62	1	15	4.8
Total	10-0	13	62	1	15	4.8

—RECEIVING—

Year	G-S	Rec	Yds	TD	Lg	Avg.
2012	10-0	3	57	1	51	19.0
Total	10-0	3	57	1	51	19.0

—KICKOFF RETURNS—

Year	G	Ret	Yds	TD	Lg	Avg.
2012	10	15	403	1	100	26.9
Total	10	15	403	1	100	26.9

—ALL-PURPOSE—

Year	G	Rush	Rec	PR	KR	Total	Avg/G
2012	10	62	57	0	403	522	52.2
Total	10	62	57	0	403	522	52.2

WALTON'S CAREER HIGHS

RUSHING ATTEMPTS: 3, 2x, MR: at Tulane (9/22/12)
RUSHING YARDS: 26, vs. UTEP (9/8/12)
LONGEST RUSH: 15, vs. UTEP (9/8/12)
RUSHING TDs: 1, vs. Central Arkansas (9/1/12)
RECEPTIONS: 1, 2x, MR: at Alabama (9/29/12)
RECEIVING YARDS: 51, vs. UTEP (9/8/12)
LONG RECEPTION: 51, vs. UTEP (9/8/12)
RECEIVING TDs: 1, vs. UTEP (9/8/12)
KICKOFF RETURNS: 4, vs. Texas A&M (10/6/12)
KICKOFF RETURN YARDS: 110, vs. Texas (9/15/12)
LONG KICKOFF RETURN: 100, vs. Texas (9/15/12)
KICKOFF RETURN TDs: 1, vs. Texas (9/15/12)

11 - CHANNING WARD

6-4 • 256 • FR-HS • DE
ABERDEEN, MISS.
(ABERDEEN)

Has played in 9-of-10 games ... vs. *Central Arkansas (9/1)*: Made his college debut and posted one solo stop ... vs. *UTEP (9/8)*: Assisted on a TFL ... vs. *#12 Texas (9/15)*: Made three tackles (one solo), including half a tackle for loss ... at *#1 Alabama (9/29)*: Made two stops (one solo) ... vs. *Auburn (10/13)*: Posted two stops (one solo) ... at *Arkansas (10/27)*: Assisted on a tackle ... at *#6 Georgia (11/3)*: Recorded three tackles (one solo) ... Member of the 2012 signing class.

WARD'S CAREER STATISTICS

—DEFENSE—

Year	G-S	UT	AT	TT	TFL-YDS	Sacks-Yds
2012	9-0	5	8	13	1.0-5	0.0-0
Total	9-0	5	8	13	1.0-5	0.0-0

Year	CF	FR	PD	PRES	INT	BLK
2012	0	0	0	0	0	0
Total	0	0	0	0	0	0

WARD'S CAREER HIGHS

TACKLES: 3, 2x, MR: at Georgia (11/3/12)
SOLO TACKLES: 1, 5x, MR: at Georgia (11/3/12)
TFLs: 0.5, 2x, MR: vs. Texas (9/15/12)

19 - JUSTIN WATTS

5-11 • 185 • FR-RS • K
SUWANEE, GA.
(PEACHTREE RIDGE)

Has not seen action ... Non-scholarship player who joined the team this spring.

55 - CAMERON WHIGHAM

6-3 • 255 • JR-2L • DE
SNELLVILLE, GA.
(SHILOH)

Has played in every game with nine starts at DE ... vs. *Central Arkansas (9/1)*: Posted three solo stops ... vs. *UTEP (9/8)*: Made his first career start and recorded three tackles (one solo) with half a sack ... vs. *#12 Texas (9/15)*: Posted three

stops (one solo) in start ... *at Tulane (9/22)*: Started, but did not record a tackle ... *at #1 Alabama (9/29)*: Made two stops (one solo) in start ... *vs. Texas A&M (10/6)*: Made four tackles (one solo) and recovered a fumble in start ... *vs. Auburn (10/13)*: Made two tackles in start ... *at Arkansas (10/27)*: Recorded a tackle and a QB hurry in start ... *at #6 Georgia (11/3)*: Recorded two assisted tackles, including a 0.5 TFL, and recovered a fumble in a start ... *vs. Vanderbilt (11/10)*: Posted one solo tackle, a TFL for 1 yard.

WHIGHAM'S CAREER STATISTICS**—DEFENSE—**

Year	G-S	UT	AT	TT	TFL-YDS	Sacks-Yds
2010	8-0	2	3	5	0.0-0	0-0
2011	7-0	2	2	4	1.0-1	0-0
2012	10-9	8	13	21	2.0-2	0.5-1
Total	25-9	12	18	30	3.0-3	0.5-1

Year	CF	FR	PD	PRES	INT	BLK
2010	0	0	0	0	0	0
2011	0	0	0	0	0	0
2012	0	1	0	1	0	0
Total	0	1	0	1	0	0

WHIGHAM'S CAREER HIGHS

TACKLES: 4, *vs. Texas A&M (10/6/12)*
 SOLO TACKLES: 3, *vs. Central Arkansas (9/1/12)*
 TFLs: 1.0, 2x, MR: *vs. Vanderbilt (11/10/12)*
 SACKS: 0.5, *vs. UTEP (9/8/12)*
 FUMBLE RECOVERIES: 1, 2x, MR: *at Georgia (11/3/12)*

44 - RALPH WILLIAMS

6-1 • 240 • SO-1L • LB
MIAMI, FLA.
(SOUTHBRIDGE)

Has played in 9-of-10 games ... *vs. UTEP (9/8)*: Assisted on a TFL ... *vs. #12 Texas (9/15)*: Posted two stops ... *vs. Texas A&M (10/6)*: Posted a tackle for loss on a third-and-goal play from the 1-yard line that forced A&M into a field goal.

R. WILLIAMS' CAREER STATISTICS**—DEFENSE—**

Year	G-S	UT	AT	TT	TFL-YDS	Sacks-Yds
2011	12-4	21	28	49	4.0-24	1.0-11
2012	9-0	1	3	4	1.5-2	0.0-0
Total	21-4	22	31	53	5.5-26	1.0-11

R. WILLIAMS' CAREER HIGHS

TACKLES: 12, *at Mississippi State (11/26/11)*
 SOLO TACKLES: 4, 2x, MR: *at Kentucky (11/5/11)*
 TFLs: 1.0, 5x, MR: *vs. Texas A&M (10/6/12)*
 SACKS: 1.0, *at Fresno State (10/1/11)*

60 - DERRICK WILSON

6-2 • 326 • JR-JC • OL
GREENVILLE, MISS.
(HORN LAKE/ EAST MISSISSIPPI CC)

Has played in three games (UCA, UTEP, Tulane) ... *vs. Central Arkansas (9/1)*: Made his Rebel debut on the offensive line ... Non-scholarship player who joined the team this spring.

36 - KAMERON WOOD

6-3 • 258 • FR-HS • DE
BIRMINGHAM, ALA.
(JOHN CARROLL)

Has not seen action and is expected to redshirt ... Member of the 2012 signing class ... Enrolled at Ole Miss in January and joined the team for spring drills.

47 - JOHN YOUNGBLOOD

6-3 • 237 • FR-HS • TE
TRUSSVILLE, ALA.
(HEWITT-TRUSSVILLE)

Has not seen action and is expected to redshirt ... Member of the 2012 signing class.

89 - TAZ ZETTERGREN

6-4 • 225 • FR-HS • TE
SENATOBIA, MISS.
(MAGNOLIA HEIGHTS SCHOOL)

Has not seen action ... Non-scholarship player who joined the team this fall.