

10 Mississippi State

November 10, 2012 • 6:05 p.m. CT • ESPN
Baton Rouge, La. • Tiger Stadium (92,542)

@LSUfbal • #LSUROAR



#9/9/8/7 LSU (7-2, 3-2 SEC)

SEPTEMBER (5-0)

1	North Texas (ESPN)	W, 41-14
8	Washington (ESPN)	W, 41-3
15	Idaho (TigerVision PPV)	W, 63-14
22	* at Auburn (ESPN)	W, 12-10
29	Towson (ESPN)	W, 38-22

OCTOBER (2-1)

6	* at #10/11 Florida (CBS)	L, 14-6
13	* #3 South Carolina (ESPN)	W, 23-21
20	* at #20/19 Texas A&M (ESPN)	W, 24-19

NOVEMBER (0-1)

3	* #1 Alabama (CBS)	L, 21-17
10	* #21 Mississippi State (ESPN)	6:05 p.m.
17	* Ole Miss (CBS)	2:30 p.m.
23	* at Arkansas (CBS)	1:30 p.m.

#22/23/21 Mississippi State (7-2, 3-2)

SEPTEMBER (4-0)

1	Jackson State	W, 56-9
8	* Auburn (ESPN)	W, 28-10
15	at Troy	W, 30-24
22	South Alabama (PPV)	W, 30-10

OCTOBER (3-1)

6	* at Kentucky (SECN)	W, 27-14
13	* Tennessee (ESPN2)	W, 41-31
20	Middle Tennessee (ESPN2)	W, 45-3
27	* at #1 Alabama (ESPN)	L, 38-7

NOVEMBER (0-0)

3	* #16 Texas A&M (ESPN)	L, 38-13
10	* at #7 LSU (ESPN)	6 p.m.
17	* Arkansas (SECN)	11:21 a.m.
24	* at Ole Miss	TBA

On the Air

Radio • LSU Sports Radio Network

Jim Hawthorne, play-by-play
Doug Moreau, analyst
Gordy Rush, sideline



Television • ESPN

Brad Nessler, play-by-play
Todd Blackledge, analyst
Holly Rowe, sideline



Television • Cox Sports (delay)

Lyn Rollins, play-by-play
Greg Bowser, analyst
Ronnie Rantz, sideline



LSUsports.net

f t LSUsports.net/connect

NEXT UP

LSU Faces Fifth Straight Top 25 Team As Tigers Welcome Mississippi State

LSU will face a Top 25 team for the fifth straight game – a first in school history – on Saturday when the ninth-ranked Tigers welcome No. 22/23 Mississippi State to Tiger Stadium for Homecoming. Kickoff is scheduled for 6 p.m. with ESPN televising the game to a national audience. LSU brings a 7-2 overall mark and a 3-2 league record into the contest following last week's gut-wrenching loss to top-ranked Alabama, 21-17. The Bulldogs won their first seven games before back-to-back losses to Alabama and Texas A&M. Mississippi State is 7-2 overall and 3-2 in SEC action. LSU has won 12 straight and 19 of the last 20 games against Mississippi State, which includes a 19-6 win last year on a Thursday night in Starkville. Mississippi State's last win over LSU came in 1999 by a 17-16 count in Starkville and the Bulldogs haven't won in Tiger Stadium since a 28-19 victory in 1991. LSU has won 11 straight Homecoming games and the Tigers are 59-25-3 all-time for Homecoming contests. LSU is 18-1 under **Les Miles** in games following a loss and the Tigers have dropped back-to-back games just twice during the regular season since the start of the 2001 season. LSU goes into the Mississippi State game coming off its best offensive effort of the year as the Tigers racked up 435 total yards (139 rushing, 296 passing) to go with 10-of-20 third-down conversions, no turnovers and 39 minutes and 15 seconds of possession time against the nation's top defense in Alabama. As a unit, LSU's offense is averaging 29.4 points and 391.2 total yards (200.7 rushing, 190.6 passing) per game. Defensively, LSU continues to be ranked at or near the top in the SEC in points allowed (3rd at 15.3), total defense (2nd at 253.1), rushing defense (3rd at 102.8) and pass defense (1st at 150.3). Quarterback **Zach Mettenberger** had his best game at LSU last week, completing 24-of-35 passes for 295 yards, 1 TD and no interceptions against the Crimson Tide. For the year, Mettenberger has thrown for 1,717 yards, 8 TDs and only 4 interceptions. LSU's ground game has produced 7 100-yard rushers this year with true freshman **Jeremy Hill** having done it three straight times (107 vs. Alabama, 127 vs. Texas A&M, 124 vs. South Carolina). Hill leads the Tigers with 429 yards and 6 TDs. Mettenberger's top targets have been **Jarvis Landry** (31 rec., 292 yards, 2 TDs) and **Odell Beckham Jr.** (30 rec., 493 yards, 2 TDs). **Kadron Boone** leads the Tigers with 4 touchdown receptions. Defensively, LB **Kevin Minter** has 82 tackles, 9.5 TFL and 3.0 sacks to lead the Tigers. Other defensive standouts include: S **Eric Reid** (57 tackles, 2 ints.), LB **Lamin Barrow** (61 tackles, 5.0 TFL), DE **Sam Montgomery** (26 tackles, 10.0 TFL, 5.0 sacks), DT **Bennie Logan** (23 tackles, 5.0 TFL, 2.0 sacks) and DE **Barkevious Mingo** (25 tackles, 2.5 TFL, 3.0 sacks, 9 QB hurries). P **Brad Wing** is averaging 44.5 yards a punt and PK **Drew Alleman** has connected on 13-of-20 field goals and 32-of-32 point-after-touchdowns.

STORYLINES

• LSU coach **Les Miles** is 18-1 in games following a loss.

• LSU has lost back-to-back games under **Les Miles** just one time that coming in November of 2008 when the Tigers fell to Ole Miss and Arkansas.

• LSU hasn't lost back-to-back games in Tiger Stadium since 2001 when the Tigers dropped a 44-15 decision to

Florida in Oct. 6 and then lost to Ole Miss, 35-24, on Oct. 27.

• LSU is 36-2 in Saturday Night Games in Tiger Stadium under **Les Miles**.

• Since the start of the 2009 season, LSU is 36-2 when scoring 20 or more points. The only two losses during that span were to Ole Miss (25-23 in '09) and Arkansas (31-23 in '10).

• LSU had its school-record 22 straight game winning streak in Tiger Stadium snapped last week vs. Alabama. LSU is 48-7 under **Les Miles** in Tiger Stadium.

• LSU has had 7 100-yard rushing games this year and the Tigers are 6-1 in those games. **Jeremy Hill** (3), **Alfred Blue** (2) and **Kenny Hilliard** (2) have combined for the 7 100-yard games.

BREAKDOWN

LSU Tigers

Record	7-2 (3-2 SEC)
Ranking	No. 9 Associated Press No. 9 USA Today/Coaches No. 7 BCS Standings, No. 8 Harris
Last Game	Nov. 3 in Baton Rouge lost to #1 Alabama, 21-17
Head Coach	Les Miles
Career Record	110-41/12th year
LSU Record	82-20/eighth year
Miles vs. MSU	7-0



Mississippi State Bulldogs

Record	7-2 (3-2 SEC)
Ranking	No. 22 Associated Press No. 23 USA Today/Coaches No. 21 BCS Standings, No. 20 Harris
Last Game	Nov. 3 in Starkville, Miss. lost to #16 Texas A&M, 38-13
Head Coach	Dan Mullen
Career Record	28-19/fourth year
MSU Record	28-19/fourth year
Mullen vs. LSU	0-3



Mississippi State Week

5

MONDAY

Miles Press Luncheon
11:30 a.m. - Athletic Building, 5th Floor

1:15 p.m. - Player Interviews (Indoor Facility)

Practice
4 p.m. - McClendon Practice Facility (Closed)
6:15 p.m. - Player Interviews

6

TUESDAY

Miles Press Luncheon Practice
4 p.m. - McClendon Practice Facility (Closed)
6 p.m. - Player Interviews

7

WEDNESDAY

SEC Teleconference
10 a.m. Miles on call

Practice
4 p.m. - McClendon Practice Facility (Closed)

6 p.m. - Miles post practice interview (Team Room)

Miles Radio Show
7 p.m. - Tj Ribs (Acadian)

8

THURSDAY

Practice
4 p.m. - McClendon Practice Facility (Closed)

9

FRIDAY

Walk Through
TBA (Closed)

10

SATURDAY

Game Day
LSU vs. Mississippi State Tiger Stadium
6 p.m. CT • ESPN

Post Game
Coach Miles is available following the game in the press conference room.

Players will immediately follow in press conf. room

11

SUNDAY

TV Replay:
LSU vs. Mississippi State
7 p.m.
Cox Sports Television (CST) (HD channel 1037 and 37 in Baton Rouge)

LSU Media Services

Les Miles Interviews

Monday Press Luncheon

LSU coach Miles meets with the media each Monday of game week in the press conference room, which is located on the fifth floor of the LSU Athletic Administration Building. Lunch is served at 11:30 a.m. (CT) followed by comments from the Coach Miles at 12:30 p.m. (CT). Media members can park in Lot F on campus, which is located off of Nicholson Drive in front of the track stadium. A transcript of coach Miles' opening statement and as well as the question and answer session can be found on the Internet at www.LSUsports.net/media.

Listen To Les Miles' Weekly Press Conference

Members of the media can access the audio portion of Coach Miles' Weekly Press Luncheon each Monday starting at 12:10 p.m. CT at www.LSUsports.net/live or over the radio in the Baton Rouge area on 104.5 FM.

SEC Teleconference

The 14 SEC coaches are featured on a weekly teleconference each Wednesday at 10 a.m. (CT) during the regular season. Coach Miles speaks for 10 minutes starting at 10 a.m. Contact the LSU Sports Information Department to obtain the phone number to access the call.

Wednesday Post Practice

Coach Miles meets with the media immediately after practice on Wednesday's during the regular-season in the Team Room of the LSU Operations Center. This interview takes place at approximately 6 p.m. each week.

LSU Player Interviews

LSU players are available to the media three times during a typical game week - Mondays, Tuesdays and following the game on Saturday. Interview requests for the Monday and Tuesday media opportunities should be made at least 24 hours in advance and emailed to Michael Bonnette (mbonnet@lsu.edu) and Bill Martin (wmarti4@lsu.edu). Members of the media are not permitted to contact players on their cell phones under any circumstance.

Following the Press Luncheon

LSU players will be made available at 1:15 p.m. (CT) following head coach Les Miles' Press Luncheon each Monday afternoon at the Indoor Football Facility. Requests must be made on (or prior to) the Sunday following the game.

Post Practice

LSU players are available after practice on Monday and Tuesday by appointment at the Indoor Football Facility. These interviews are held at approximately p.m. on Monday and 6:15 on Tuesday.

LSU Video Newsfeed

LSU will be distributing video interviews and other highlights via FTP during the 2012 season. A link to download the newsfeed each will be emailed to members of the media each Monday afternoon during the season. Email Michael Bonnette at mbonnet@lsu.edu to be placed on the distribution list.

WHO TO CONTACT

Sports Information Office

(225) 578-8226

Assoc. AD/Sports Information Director

Michael Bonnette • Assoc. AD/Sports Information Dir.

E-mail: mbonnet@lsu.edu • Twitter: @LSUBonnette

Bill Martin • Associate Sports Information Director

E-mail: wmarti4@lsu.edu • Twitter: @LSUBillMartin

Jake Terry • Associate SID (Social Media)

E-mail: jtery9@lsu.edu • Twitter: @LSUjake

LSU Television

Kevin Wagner - jwagne2@lsu.edu

LSU Radio

Jim Hawthorne - lsuradio@lsu.edu

LSU Sports Information Mailing Address

LSU Box 25095

Baton Rouge, LA 70803

ON THE INTERNET

www.LSUsports.net/media

The Official Website of LSU Athletics is home to all the football information you need. Schedules, results, rosters, bios, statistics and game notes can be found and are always up to date. The GAMEDAY section, updated daily, has all relevant info for the upcoming game.

<http://media.lsusports.net>

Media can access images for all LSU athletic teams, including action shots, heads shots, logos, etc. To gain access to the high-resolution pictures, email Michael Bonnette. You will be assigned a login and password that will enable you to retrieve pictures. This service is for the media use only.

CollegePressBox.com

Collegepressbox.com is the official media website for SEC Football. Access and download weekly game notes, quotes, statistics, media guides, headshots, logos and more for the conference and each of its member schools. Login information will be distributed to accredited media or you can apply for a password by sending an e-mail to password@collegepressbox.com.

LSU Football on Twitter & Facebook

facebook.com/lsufootball

twitter.com/lsufball

twitter.com/lsucoachmiles

twitter.com/lsumediaalerts

LSUsports.net/connect





THE LES MILES FILE

Born: Nov. 10, 1953

Hometown: Elyria, Ohio

Wife: Kathy

Children: Kathryn "Smacker", Leslie Matthew, "Manny", Benjamin, and Macy Grace

College: Michigan, '76

Coaching Experience

1980-81	Assistant Coach	Michigan
1982-86	Assistant Coach	Colorado
1987-94	Assistant Coach	Michigan
1995-97	Assistant Coach	Oklahoma State
1998-00	Assistant Coach	Dallas Cowboys
2001-04	Head Coach	Oklahoma State
2005-	Head Coach	LSU

LES MILES NOTABLES

- 82-20** Overall Record at LSU
- 49-4** Record vs. Unranked Teams
- 48-7** Record in Tiger Stadium
- 44-17** Record in SEC Regular Season Games
- 33-16** Record vs. Top 25 Teams
- 28-10** Record vs. SEC Western Division (Reg. 5)
- 23-7** Record in SEC Home Games
- 21-10** Record in SEC Road Games
- 19** Fourth Quarter/Overtime Comeback Wins For LSU Since 2005
- 13-12** Record vs. Top 10 Teams
- 15** Number of wins over coaches who have won a national title *
- 5-2** Record in Bowl Games
- 2-1** Record in BCS Bowl Games
- 1** BCS National Championship
- 2** SEC Championships

* - Came against Philip Fulmer (twice), Urban Meyer (three times), Larry Coker, Steve Spurrier (three times), Nick Saban (three times), Gene Chizik (twice) and Jim Tressel.

Les Miles

2011 NATIONAL COACH OF THE YEAR • EIGHTH SEASON

Now entering his eighth year into his reign as head coach at LSU, Les Miles has guided the Tiger football program to its most successful stretch - both on and off the field - in the history of the sport at the school. With 82 victories, two SEC titles and two appearances in the BCS National Championship Game, LSU's success since the start of the 2005 season is unmatched in college football. In the classroom, LSU ranks second in the SEC to only Vanderbilt in the most recent release of graduation rates as 152 Tigers have earned their degree under Miles' watch.

While LSU came up a game short of claiming its second BCS title under Miles in 2011, it was still a record-setting season for Miles and the Tigers. LSU went 13-0 during the regular season for the first time in school history, beat a school-record eight Top 25 teams, registered 12 of its 13 wins by double-figures and spent 11 straight weeks as the nation's No. 1 ranked team. Throw in five first-team All-Americans, two national award winners, and a Heisman Trophy finalist and the 2011 regular season ranked as the most successful in school history.

Miles' accomplishments haven't come without hard work and a steadfast approach that expects excellence and dedication from his players, coaching staff and all of those who contribute to the success of LSU football. The Miles Method - a system that puts players in position to have success in the classroom, contribute and give back to the community, and compete for championships - is the foundation for which his program is built.

The results in his seven years with the program have been staggering as 157 players have graduated, 120 have earned SEC Academic Honor Roll distinction and countless hours have been spent in the community. Since the 2007

season, LSU has seen 90 of its 109 seniors get their diplomas, including 21 of 25 seniors from the 2007 national championship team, all 19 from the 2008 squad, 20 of 24 from the 2009 team, 13 of 16 from 2010 and 16 of 25 from last year's club. Twelve players during that stretch who haven't completed their requirements for graduation are currently playing in the NFL.

In the community, the Tigers played instrumental roles during the recovery efforts following Hurricanes Katrina and Rita in 2005, which were two of the worst natural disasters to hit Louisiana. A week doesn't go by where members of the football team are visiting hospitals, reading at schools or serving as motivational speakers to area youth groups. It's become the LSU way and it's a spirit that has spread through the team.

On the field, the Tigers have won more games (82) than any other program in the SEC, finished in the nation's top 10 five times and delivered a league-best 42 NFL Draft picks, including 10 first round selections. LSU's also produced 16 first team All-Americans and had players win 11 national awards. In 2007, senior defensive tackle Glenn Dorsey became the most decorated defender in school history, winning four national awards, while Patrick Peterson followed that in 2010 by claiming two national awards - the Thorpe Award as the nation's top defensive back and the Bednarik Award as the nation's top defender.

Under Miles, the Tigers have posted at least 11 victories in a season five times and finished ranked among the top five in the nation three straight years (2005, '06, and '07), a first at LSU.

BY THE NUMBERS: LES MILES AT LSU

	2005	2006	2007	2008	2009	2010	2011	2012	TOTALS
vs. Unranked teams	6-0	8-0	5-1	6-2	8-1	6-0	5-0	5-0	49-4
vs. Top 25 teams	5-2	3-2	7-1	2-3	1-3	5-2	8-1	2-2	33-16
vs. Top 10 teams	2-1	2-2	3-0	1-2	0-3	1-1	3-1	1-2	13-12
SEC Regular Season	7-1	6-2	6-2	3-5	5-3	6-2	8-0	3-2	44-17
vs. SEC Western Division	5-0	4-1	4-1	2-3	3-2	3-2	5-0	2-1	28-10
vs. SEC Eastern Division	2-1	2-1	2-1	1-2	2-1	3-0	3-0	1-1	16-7
SEC home games	3-1	4-0	3-1	1-3	3-1	4-0	4-0	1-1	23-7
SEC road games	4-0	2-2	3-1	2-2	2-2	2-2	4-0	2-1	21-10
All home games	5-1	8-0	6-1	5-3	6-1	7-0	6-0	5-1	48-7
All road games	5-0	2-2	4-1	2-2	3-2	2-2	5-0	2-1	25-10
Neutral Site games	1-1	1-0	2-0	1-0	0-1	2-0	2-1	0-0	9-3
Bowl games	1-0	1-0	1-0	1-0	0-1	1-0	0-1	0-0	5-2

THE LES MILES RECORD

YEAR	SCHOOL	OVERALL RECORD	CONF. RECORD	NOTES
2001	Oklahoma State	4-7	2-6	
2002	Oklahoma State	8-5	5-3	Houston Bowl Champions
2003	Oklahoma State	9-4	5-3	
2004	Oklahoma State	7-5	4-4	
2005	LSU	11-2	7-1	No. 5, SEC West Champions
2006	LSU	11-2	6-2	No. 3, Sugar Bowl Champions
2007	LSU *	12-2	6-2	National Champions, SEC Champs
2008	LSU	8-5	3-5	Chick-fil-A Bowl Champions
2009	LSU	9-4	5-3	No. 17, Capital One Bowl
2010	LSU	11-2	6-2	No. 8, Cotton Bowl Champions
2011	LSU	13-1	8-0	No. 2, SEC Champions, BCS
2012	LSU	7-2	3-2	
TOTALS (12th year)		110-41	60-33	
LSU Record (eighth year)		82-20	44-17	
Oklahoma State Record (four years)		28-21	16-16	

TRACKING THE TIGERS

WEEK	AP	COACHES	HARRIS	BCS
Preseason	3	1	--	--
Week 2: 9/4	3	3	--	--
Week 3: 9/10	3	2	--	--
Week 4: 9/16	2	2	--	--
Week 5: 9/23	3	3	--	--
Week 6: 9/30	4	3	--	--
Week 7: 10/7	9	8	8	--
Week 8: 10/14	6	6	6	6
Week 9: 10/21	6	6	6	6
Week 10: 10/28	5	5	5	5
Week 11: 11/4	9	9	8	8

ASSOCIATED PRESS POLL (NOV. 4)

RK.	TEAM	REC.	POINTS
1.	Alabama (60)	9-0	1500
2.	Oregon	9-0	1421
3.	Kansas State	9-0	1395
4.	Notre Dame	9-0	1318
5.	Georgia	8-1	1198
5.	Ohio State	10-0	1198
7.	Florida	8-1	1112
8.	Florida State	8-1	1057
9.	LSU	7-2	1029
10.	Clemson	8-1	931
11.	Louisville	9-0	862
12.	South Carolina	7-2	836
13.	Oregon State	7-1	796
14.	Oklahoma	6-2	765
15.	Texas A&M	7-2	700
16.	Stanford	7-2	655
17.	UCLA	7-2	446
18.	Nebraska	7-2	441
19.	Louisiana Tech	8-1	355
19.	Texas	7-2	355
21.	USC	6-3	237
22.	Mississippi State	7-2	187
23.	Toledo	8-1	146
24.	Rutgers	7-1	99
25.	Texas Tech	6-3	97

USA TODAY COACHES POLL (NOV. 4)

RK.	TEAM	REC.	POINTS
1.	Alabama (59)	9-0	1475
2.	Oregon	9-0	1399
3.	Kansas State	9-0	1370
4.	Notre Dame	9-0	1289
5.	Georgia	8-1	1218
6.	Florida State	8-1	1147
7.	Florida	8-1	1091
8.	Clemson	8-1	1013
9.	LSU	7-2	998
10.	Louisville	9-0	940
11.	South Carolina	7-2	880
12.	Oregon State	7-1	807
13.	Oklahoma	6-2	800
14.	Texas A&M	7-2	736
15.	Stanford	7-2	705
16.	Nebraska	7-2	513
17.	Texas	7-2	485
18.	Louisiana Tech	8-1	363
19.	UCLA	7-2	333
20.	Rutgers	7-1	264
21.	Northwestern	7-2	234
22.	USC	6-3	224
23.	Mississippi	7-2	186
24.	Boise State	7-2	126
25.	Toledo	8-1	108

GAME CENTER: LSU VS. MISSISSIPPI STATE

Date/Time: Saturday, Nov. 10 at 6:05 p.m. CT

Location: Baton Rouge, La. – Tiger Stadium (92,547)

Television: ESPN (HD ch. 1035 or cable ch. 35 in Baton Rouge)

CST (delay on Sunday/Wednesday night) – cable ch. 37 or HD ch. 1037 in Baton Rouge

Radio: LSU Sports Radio Network - 98.1 FM in Baton Rouge

Sirius Satellite Radio - ch. 85; XM Satellite Radio - ch. 85

Series Record: LSU leads 69-33-3

Series Notes:

LSU and Mississippi State meet for the 106th time on Saturday with the Tigers leading the series, 69-33-3 ... LSU has more wins over Mississippi State than any other school in the SEC and they've played the Bulldogs more than any other team in the league ... The series dates back to a 52-0 LSU win in 1986 ... LSU has won 12 straight and 19 of last 20 against Mississippi State, which includes 10 consecutive wins in Tiger Stadium ... The last time Mississippi State beat LSU came in 1999 when they posted a 17-16 victory in Starkville ... Mississippi State hasn't won in Tiger Stadium since a 28-19 victory in 1991 ... During the current 12-game LSU winning streak, the Tigers have scored 40 or more points six times and they've gone for at least 30 points in all but two meetings ... Also during that stretch, LSU has limited Mississippi State to a touchdown or less seven times ... LSU coach **Les Miles** is 7-0 vs. Mississippi State.

LAST TIME OUT: #1 ALABAMA 21, #5 LSU 17 • BATON ROUGE

Top-ranked Alabama scored its only points of the second half with 51 seconds left as T.J. Yeldon's 28-yard touchdown reception from AJ McCarron lifted the Crimson Tide to a 21-17 win over No. 5 LSU before a record crowd of 93,374 in Tiger Stadium. The loss snapped LSU's home field winning streak at 22 – which is a school-record and was the nation's longest streak. The Alabama win overshadowed a game that was dominated by LSU in every phase as the Tigers had more yards (435 to 335), first downs (22 to 18), time of possession (39:15 to 20:45) and fewer turnovers (0 to 2), but still came out on the short end of the ledger. Trailing 14-3 at halftime, LSU put on a second half show as the Tigers got to within 14-10 on a 1-yard run by **Jeremy Hill** at the 3:35 mark in the third quarter. After LSU failed at an onside kick on the ensuing kickoff, Alabama marched to the Tiger 10-yard line where **Sam Montgomery** recovered a fumble halting the Crimson Tide drive. From there, the Tigers went 90 yards on seven plays, capped with a 14-yard TD pass from **Zach Mettenberger** to **Jarvis Landry**, giving LSU a 17-14 advantage with 12:58 to play. The Tigers held Alabama to three-and-outs on its next two possessions, however LSU couldn't take advantage as the Tigers turned the ball over on downs at the Crimson Tide 24-yard line to end one possession and then missed a 45-yard field goal with 1:34 left to end its next possession. With no timeouts left, Alabama needed just five plays to go 72 yards on the game-winning drive. LSU had one final possession as the Tigers got the ball back with 45 seconds left, but with no timeouts. The game ended when Mettenberger was sacked as time expired and the Crimson Tide escaped with the victory. LSU opened the scoring in the first half when **Drew Alleman** kicked a 38-yard field goal for a 3-0 Tiger lead at the 6:11 mark in the first quarter. The score remained that way until Alabama's Eddie Lacy scored on a 7-yard run at the 8:17 mark in the second quarter. Alabama stretched the lead to 14-3 just before halftime when McCarron scored on a 9-yard run with 11 seconds left in the second quarter. Mettenberger had his best game at LSU, connecting on 24-of-35 attempts for 298 yards and a touchdown. Hill ran his streak of 100-yard games to three straight with 107 yards and a TD on 29 carries. **Eric Reid** led the Tiger defense with seven tackles as LSU limited the Crimson Tide to 1-of-9 on third-down conversion attempts and to just 52 totals plays.

NOTEBOOK

More On the LSU-Mississippi State Matchup

- This is the first time since 1991 that LSU and Mississippi State square off this late into the season. From 1992 until last year, LSU and Mississippi State played in either August (one time), September (13 times) or October (6 times). The last time the teams played in November the Bulldogs won, 28-19, in Tiger Stadium. That also happens to be the last time Mississippi State beat LSU in Tiger Stadium.
- LSU is 46-18-1 vs. Mississippi State in Baton Rouge.
- During its 12-game winning streak over Mississippi State, LSU has outscored the Bulldogs, 452-144.
- It's the second straight year that LSU and Mississippi State meet as ranked opponents. Last year's game was the first time in the series history that both teams entered the game ranked in the Top 25.
- LSU is 25-13-1 vs. Mississippi State following a loss during the SEC era.
- After not playing an SEC night game at home last year, LSU will be playing its third straight conference night game in Tiger Stadium on Saturday vs. Mississippi State.

More On LSU Heading Into The Mississippi State Game

- LSU is the only team in the nation to play five straight games against ranked opponents to this point in the season. All five of those teams are still currently ranked in the polls.
- LSU has started 5 different combinations on the offensive line this year.
- In 49 games under DC **John Chavis**, LSU is allowing just 2.9 first quarter points and 7.6 first half points.
- The Tigers have used 14 first-time starters in 2012 with 5 of those being true freshmen.
- LSU is 31-3 under **Les Miles** when a running back reaches the 100-yard mark in a game.
- 21 players on the LSU defense have been responsible for either a sack, tackle for loss, interception or forced/recovered fumble.
- LSU is 18-1 under **Les Miles** following a loss. LSU has lost back-to-back games just one time under Miles that coming in November of 2008 when the Tigers fell to Ole Miss and Arkansas in consecutive weeks.

LSU is facing its fifth consecutive ranked team, the first time its every happened in school history. Since starting the month of October, LSU has faced No. 10 Florida, No. 3 South Carolina, No. 20 Texas A&M, and No. 1 Alabama.

- In 49 games under DC **John Chavis**, LSU is allowing just 2.9 first quarter points and 7.5 first half points.
- The Tigers have used 14 first-time starters in 2012 with 5 of those being true freshmen.
- LSU is 31-3 under **Les Miles** when a running back reaches the 100-yard mark in a game.
- LSU is ranked in the Top 10 in both the AP and USA Today Coaches Polls for the 28th consecutive week. The streak dates back to the final polls of the 2010 season.
- LSU has played 15 true freshmen this year – the second-highest total in college football - with 5 of those getting at least 1 start (RT **Vadal Alexander**, LB **Kwon Alexander**, LB **Lamar Louis**, CB **Jalen Mills**, RB **Jeremy Hill**)
- LSU has played 99 of its 102 games under **Les Miles** ranked in the Top 25. LSU is 81-19 as Top 25 team under Miles.
- With the win over South Carolina and Steve Spurrier in week 7, **Les Miles** now has 15 wins over coaches who have won a national title.

LSU Up Slips Two Spots To No. 7 in BCS Standings

LSU slipped two spots from No. 5 to No. 7 in this week's Bowl Championship Series standings following the 21-17 loss to top-ranked Alabama. LSU is one of five SEC teams in the BCS Top 10, joining No. 1 Alabama, No. 5 Georgia, No. 6 Florida, and No. 8 South Carolina. Texas A&M is No. 15 and Mississippi State is No. 21 giving the SEC seven teams in the BCS Top 25. LSU has been ranked in the BCS Top 20 for 27 straight periods. Last year, LSU was ranked No. 1 for all eight BCS polls. LSU ranks No. 6 nationally in all-time BCS appearances with 75 (out of 113 BCS standings). Under **Les Miles**, LSU has been ranked in the BCS Standings 56 out of a possible 59 polls dating back to the 2005 season. The following is a look at the all-time leaders in appearances in the BCS Standings:

Team	Appearances
1. Texas	97
2. Florida	89
Oklahoma	89
4. Virginia Tech	86
5. LSU	77

LSU Runs Top 25 Streak To 59 Straight As Tigers Are No. 9 in Both AP and USA Today Polls This Week

LSU ran its streak of consecutive weeks in the AP Top 25 to 59 straight following this week as the Tigers are No. 9 in the poll. LSU is also No. 9 in the USA Today Coaches poll after its 21-17 loss to top-ranked Alabama. The 59 straight weeks trails only Alabama, who has been ranked for 75 straight weeks. LSU has been ranked in both the Coaches and AP polls every week since the start of the 2009 season. Since **Les Miles** took over at LSU, the Tigers have been represented in the AP and USA Today Coaches' Poll 117 of the 121 weeks. The exception came during the final four polls of the 2008 season. In addition, since the start of the 2002 season, LSU has played 135 of 139 games ranked in the top 25, including 100 of 102 games under Miles. LSU has an 81-19 record in games played as a Top 25 team under Miles. The only two games that LSU didn't play as a Top 25 team during the Miles era came in 2008 against Arkansas in the regular-season finale and Georgia Tech in the Chick-fil-A Bowl. LSU was ranked in the preseason Top 25 for the 12th straight year heading into 2012. The following is a look at the longest current streaks for teams in the AP Top 25:

Team	Consecutive Weeks In AP Poll
1. Alabama	75
2. LSU	59

LSU Home Field Winning Streak Comes To An End At 22 Straight

LSU's Tiger Stadium winning streak came to an end at 22 on Saturday as top-ranked Alabama rallied for a 21-17 win over LSU. The 22 consecutive wins in Tiger Stadium stands as a school record, bettering the previous mark of 19, which was set during the 2005-07 seasons. The only two teams to beat LSU at home since the start of the 2009 season were both ranked No. 1 in the nation (Florida def. LSU, 13-3, on Oct. 10, 2009; Alabama def. LSU, 21-17, on Nov. 3, 2012).

This Day vs. Night Thing In Tiger Stadium

The facts indicate that LSU plays better at night in Tiger Stadium than they do during the day. The numbers show that since 1960, LSU is 226-61-4 (.786) at night under the lights compared to a 28-25-3 (.518) mark in Tiger Stadium during the day. Since 2000, LSU is 78-12 (.867) overall at home, which includes a 60-6 (.909) mark at night in Tiger Stadium and an 18-6 (.750) record during the day. Prior to 2000, LSU had only won 10 games at home during the day in 32 tries. From 1960 to 1999, LSU posted a 10-19-3 (.359) record at home during the day. The following is a breakdown of LSU's night record, day record and overall record in Tiger Stadium since 1960:

Decade	Record at Night	Record during the day	Overall Tiger Stadium Record
1960-69	47-9-2	2-2-1	49-11-3
1970-79	51-12-1	1-2	52-14-1
1980-89	38-16-1	3-5-2	41-21-3
1990-99	30-18	4-10	34-28
2000-09	49-5	11-6	60-11
2010-12	11-1	7-0	18-1
Totals	226-61-4	28-25-3	254-86-7

HARRIS INTERACTIVE POLL (NOV. 4)

RK.	TEAM	REC.	POINTS
1.	Alabama (108)	9-0	2,867
2.	Oregon (6)	9-0	2,735
3.	Kansas State (1)	9-0	2,664
4.	Notre Dame	9-0	2,533
5.	Georgia	8-1	2,345
6.	Florida State	8-1	2,223
7.	Florida	8-1	2,154
8.	LSU	7-2	2,011
9.	Clemson	8-1	1,969
10.	Louisville	9-0	1,825
11.	South Carolina	7-2	1,654
12.	Oregon State	7-1	1,588
13.	Oklahoma	6-2	1,556
14.	Stanford	7-2	1,431
15.	Texas A&M	7-2	1,320
16.	Nebraska	7-2	992
17.	Texas	7-2	860
18.	USC	6-3	690
19.	Louisiana Tech	8-1	659
20.	Mississippi State	7-2	603
21.	UCLA	7-2	587
22.	Rutgers	7-1	475
23.	Boise State	7-2	297
24.	Northwestern	7-2	259
25.	Texas Tech	6-2	203

BCS STANDINGS (NOV. 4)

RK.	TEAM	REC.	AVG.
1.	Alabama	9-0	.9957
2.	Kansas State	9-0	.9318
3.	Oregon	9-0	.9166
4.	Notre Dame	9-0	.9050
5.	Georgia	8-1	.8171
6..	Florida	8-1	.7863
7.	LSU	7-2	.7054
8.	South Carolina	7-2	.6206
9.	Louisville	9-0	.6040
10.	Florida State	8-1	.5969
11.	Oregon State	7-1	.5965
12.	Oklahoma	6-2	.5812
13.	Clemson	8-1	.5772
14.	Stanford	7-2	.5086
15.	Texas A&M	7-2	.5060
16.	Nebraska	7-2	.3976
17.	Texas	7-2	.3593
18.	UCLA	7-2	.2533
19.	USC	6-3	.1706
20.	Louisiana Tech	8-1	.1584
21.	Mississippi State	7-2	.1453
22.	Texas Tech	6-3	.1422
23.	Rutgers	7-1	.1214
24.	Northwestern	6-2	.0962
25.	Toledo	8-1	.0796



TIGER TRENDS

	2012	Miles
August	0-0	3-0
September	5-0	29-2
October	2-1	22-7
November	0-1	22-8
December-January	0-0	7-3

LSU's Conference Record...

at home	1-1	23-7
on the road	2-1	21-10
neutral	0-0	0-0

LSU's Non-Conference Record...

at home	4-0	25-0
on the road	0-0	4-0
neutral	0-0	7-1

LSU vs. Ranked Opponents...

at home	1-1	12-5
on the road	1-1	12-8
neutral	0-0	9-3

LSU's Record in Games...

decided by 7 pts or less	3-1	26-7
decided by 3 pts or less	2-0	10-5
Away during the day	1-1	13-8
Away at night	1-0	13-1
Home during the day	0-0	12-5
Home at night	5-1	36-3

LSU's Record When Scoring...

less than 20 points	1-2	6-11
20+ points	5-0	66-9
25+ points	4-0	63-5

LSU's Record When Allowing...

14 or fewer points	4-1	49-3
24 or fewer points	7-2	66-9
25+ points	0-0	10-10

LSU's Record When...

Leading after the 1st qtr	6-2	57-6
Trailing after the 1st qtr	1-0	11-11
Leading at halftime	5-1	64-7
Trailing at halftime	2-1	17-11
Leading after the 3rd qtr	6-0	67-5
Trailing after the 3rd qtr	1-2	12-14
Tied going into the 4th qtr	0-0	5-3

LSU's Record With...

less than 300 yards	0-1	10-12
400+ yards total offense	4-1	35-4
500+ yards total offense	1-0	67-0
600+ yards total offense	0-0	0-0
less than 100 yards rush	0-1	4-12
100+ yards rushing	6-1	68-7
150+ yards rushing	6-0	57-4
200+ yards rushing	5-0	31-3
250+ yards rushing	3-0	15-1
less than 200 yards pass	5-1	39-12
300+ yards passing	0-0	7-1
350+ yards passing	0-0	2-0
400+ yards passing	0-0	0-0
450+ yards passing	0-0	0-0

LSU's Record When Allowing...

less than 200 total yards	2-0	21-1
less than 300 total yards	6-1	55-5
less than 400 total yards	6-2	63-12
400+ yards total offense	1-0	8-8
less than 100 yards rush	5-0	48-3
100+ yards rush	1-2	30-18
less than 200 yards pass	6-2	58-8
less than 250 yards pass	6-2	65-13
less than 300 yards pass	6-2	67-15
300+ yards pass	0-0	5-2

Miles Is 48-7 Overall In Tiger Stadium

LSU is 48-7 in Tiger Stadium under **Les Miles** dating back to the 2005 season. Miles has led LSU to three undefeated seasons in Tiger Stadium (8-0 in '06, 7-0 in '10, and 6-0 in '11). Of LSU's seven home losses under Miles, three have come in overtime - 30-27 loss to Tennessee on a Monday night in 2005; a 50-48 triple-overtime loss to Arkansas on a Friday afternoon in November of 2007; and a 27-21 overtime loss to No. 1 Alabama in 2008. LSU also has a loss to No. 1 ranked Florida in Tiger Stadium. LSU is 36-2 in Saturday night home games under Miles with the only losses coming to a pair of No. 1 ranked teams (Florida in 2009, Alabama in 2012).

Tigers Are 36-2 In Saturday Night Games In Tiger Stadium Under Miles

There's nothing like home field advantage and for LSU, there's nothing better than playing a Saturday night game in Tiger Stadium. Since **Les Miles** took over in 2005, LSU is 36-2 in Saturday Night games in Tiger Stadium. The only two Saturday Night losses in Tiger Stadium for the Tigers under Miles came in 2009 when No. 1 Florida beat LSU, 13-3, and last week when top-ranked Alabama rallied for a 21-17 victory. Going back to 2000, LSU is 60-5 in Tiger Stadium in Saturday Night games with the only losses during that span came to unranked UAB (13-10) in 2000; unranked Ole Miss (35-24) in 2001; No. 10 Alabama (31-0) in 2002; No. 1 Florida (13-3) in 2009, and No. 1 Alabama (21-17) in 2012. The following is a look at LSU's record in Saturday Night games in Tiger Stadium - overall, vs. SEC, vs. Top 25 and vs. SEC Top 25 - dating back to 2000:

Year	Overall Sat. Night	vs. Top 25	vs. SEC	vs. SEC Top 25	Noteable Wins
2000	5-1	2-0	3-0	2-0	def. Alabama at home for 1st time since '69
2001	4-1	1-0	1-1	1-0	def. #25 Auburn, 27-14, to clinch SEC West
2002	5-1	0-1	2-1	0-1	def. So. Carolina, 38-14
2003	4-0	1-0	1-0	1-0	def. #17 Auburn, 31-7
2004	6-0	0-0	3-0	0-0	def. Alabama, 26-10
2005	3-0	1-0	1-0	1-0	def. #16 Auburn, 20-17, in OT
2006	7-0	0-0	3-0	0-0	def. Alabama, 28-14
2007	5-0	3-0	2-0	2-0	def. #9 Florida, 28-24; def. #18 Auburn, 30-24
2008	4-0	0-0	1-0	0-0	def. Miss. State, 34-24
2009	6-1	0-1	3-1	0-1	def. Auburn, 31-10; def. Arkansas, 33-30 OT
2010	4-0	1-0	1-0	0-0	def. #22 W. Virginia, 20-14
2011	2-0	0-0	0-0	0-0	None
2012	5-1	1-1	1-1	1-1	def. #3 South Carolina, 23-21
Totals	60-5	10-3	22-4	8-3	

LSU Now 2-10-1 vs. No. 1-Ranked Teams

LSU is now 2-10-1 all-time against teams that are ranked No. 1 in the nation following the loss to Alabama. The only two teams to beat LSU at home since 2009 were ranked No. 1 (Florida in 2009, Alabama in 2012). LSU is 1-7 vs. No. 1 teams in Tiger Stadium. **Les Miles** is 1-4 vs. top-ranked teams as a head coach, which includes a 1-3 record at LSU.

LSU's Won 18 Straight (and 28 of 29) When Scoring 20 or More Points

LSU brings a streak of 18 straight wins (and 28 of 29) when scoring at least 20 points in a game. LSU is 6-0 this year when reaching the 20-point mark after going 11-0 in 2011. The last time LSU lost a game when scoring 20 or more points came in 2010 when the Tigers dropped a 31-23 decision to Arkansas in the regular-season finale.

LSU Bowl Eligible for Record 13th Straight Season

By picking up its sixth win of the season against South Carolina in week 7, LSU is now bowl eligible for a school-record 13th straight year. LSU has played in a bowl game every season dating back to 2000. The 13-year bowl streak trails only Florida (22) and Georgia (16) in the SEC. Florida State leads the nation with 31 consecutive bowl appearances.

Tigers 1 Win Shy of 13th Straight Season With At Least 8 Wins

With a 7-2 overall record, LSU is one victory shy of reaching 8 wins in a season for a school-record 13 consecutive year. LSU has won at least 8 games every year since 2000. LSU's current streak of 12 years with at least 8 wins ranks as the longest such streak in the SEC and ties with Boise State as the second-longest streak nationally. The following is a look at the teams with the longest current 8-win seasons heading into the 2012 season:

Rank	No.	Team
1.	13	Virginia Tech
2.	12	Boise State
3.	12	LSU

Jeremy Hill Burst Onto Scene With Back-To-Back 100-Yard Games; LSU With 7 100-Yard Games in 2012

True freshman RB **Jeremy Hill** has made the most of his opportunity as he's rushed for 100 or more yards in three straight games, including 107 yards and 1 TD against the nation's top-rated rushing defense in Alabama last week. Hill's 29 carries vs. Alabama were the most by an LSU running back since Joseph Addai had 32 attempts vs. Florida in 2005. Hill is also the first LSU running back since Charles Scott in 2008 to have three straight 100-yard games and he's the first true freshman to do it since Justin Vincent did it four times to close out the 2003 season. LSU now has seven 100-yard rushing games this year, which is the most in a single-season in the **Les Miles** era. It's also the most for an LSU team since 2003 when the Tigers had 8 100-yard rushing games. The following is a look at the number of 100-yard rushing games the Tigers have had under Miles:

2012 – 7 (Hill 3, Blue 2, Hilliard 2)
 2011 – 4 (Ware 2, Blue 1, Hilliard 1)
 2010 – 6 (Ridley 4, Jefferson 1, Ware 1)
 2009 – 2 (Scott 1, Williams 1)
 2008 – 6 (Scott 6)
 2007 – 5 (Hester 4, Williams 1)
 2006 – 2 (Scott 1, Williams 1)
 2005 – 5 (Addai 5)

 2003 – 8 (Vincent 5, Broussard 2, Carey 1)
 1997 – 14 (Faulk 6, Mealey 4, Collins 3, Tyler 1)

Zach Mettenberger Delivers His Best Game Against Alabama

QB **Zach Mettenberger** had the best game of his young LSU career against Alabama, completing a career-best 24-of-35 passes for 298 yards with one touchdown and no interceptions. The 298 passing yards were the most by an LSU quarterback in an SEC game since Matt Flynn threw for 353 yards at Alabama on Nov. 3, 2007. His 24 completions were also the most since Flynn had 24 against the Tide on that date.

Noting the LSU Rushing Defense

- LSU is ranked No. 3 in the SEC in rushing defense, allowing 102.8 yards per game.
- LSU held Texas A&M, the SEC's top rushing team to a season-low 134 yards, some 100 yards below its season average.
- LSU held Texas A&M QB Johnny Manziel, the SEC's leading rusher, to a season-low 27 yards, well below his season average of 112.7 yards going into the game.
- LSU held South Carolina to its lowest net rushing total since Sept. 13, 2008 when Georgia held them to 18 yards.
- Five out of the nine games this season LSU has held opponents to under 100 yards rushing
- In 49 career games under defensive coordinator **John Chavis**, LSU has held opponents to under 100 yards rushing 21 times.
- The 34 rushing yards by South Carolina were the fewest allowed by LSU against an SEC team in the John Chavis era. It represented the fewest rushing yards by an SEC team against LSU since Alabama had 20 yards rushing on Nov. 3, 2007.
- LSU held South Carolina to a season-low 211 total yards of offense, and the Tigers limited RB Marcus Lattimore to the third-lowest rushing output of his career with 35 yards on 13 carries. He was held to 33 yards on 14 carries at Auburn and 30 yards on 11 carries against Arkansas during his freshman season in 2010.

Here is a look at how LSU opponents have fared against the Tigers on the ground:

Opponent	Avg. Yds Rushing Entering Game	Actual Total	Held Below
North Texas	--	76	--
Washington	106.0	26	-80.0
Idaho	106.0	39	-67.0
at Auburn	175.3	86	-89.3
Towson	196.3	188	-8.3
at Florida	224.5	176	-48.5
South Carolina	181.5	34	-147.5
At Texas A&M	235.8	134	-101.8
Alabama	214.4	166	-48.4

LSU Defense Starts Fast As Tigers Have Allowed Just 19 Points, 386 Total Yards In First Quarter This Year

In 9 games in 2012, LSU has allowed just 19 points, 450 total yards (212 rushing, 238 passing) and 28 first downs. Texas A&M had the most productive first quarter against LSU this year with 9 points, 180 total yards and 11 first downs. The only other points scored against LSU in the first quarter this year were Washington (field goal) and Auburn (touchdown) and both of those came via turnovers. Washington's field goal came after recovering an LSU fumble on the opening kickoff of the game at the LSU 20-yard line. Auburn scored the only TD against LSU in the first quarter this year after recovering a Zach Mettenberger fumble at the 26-yard line. The following is a look at what LSU has done in the first quarter of its seven games this season:

Game	Points Allowed	Total Yards (Rushing/Passing)	Plays	First Downs
North Texas	0	22 (2/20)	15	0
Washington	3	18 (-3/21)	17	1
Idaho	0	44 (14/30)	15	2
Auburn	7	26 (25/1)	10	1
Towson	0	54 (36/18)	18	
Florida	0	19 (6/13)	12	2
South Carolina	0	23 (16/7)	10	2
Texas A&M	9	180 (65/115)	32	11
Alabama	0*	64 (51/13)	10	2
TOTALS	19	450 (212/238)	139	28

* - only time Alabama has not scored in first quarter all season

100-YD RUSHING GAMES (13, 7 IN 2012)

#4 Alfred Blue • RB

123 vs. North Texas (Sept. 1, 2012)
 119 vs. Western Kentucky (Nov. 12, 2011)
 101 vs. Washington (Sept. 8, 2012)

#33 Jeremy Hill • RB

127 at Texas A&M (Oct. 20, 2012)
 124 vs. South Carolina (Oct. 13, 2012)
 107 vs. Alabama (Nov. 3, 2012)

#27 Kenny Hilliard • RB

141 vs. North Texas (Sept. 1, 2012)
 116 vs. Idaho (Sept. 15, 2012)
 102 vs. Arkansas (Nov. 25, 2011)

#11 Spencer Ware • RB

109 vs. Florida (Oct. 8, 2011)
 107 vs. Mississippi State (Sept. 15, 2011)
 102 vs. Texas A&M (Cotton Bowl; Jan. 7, 2011)

100-YARD RECEIVING GAMES

#3 Odell Beckham, Jr. • WR

128 vs. Towson (Sept. 29, 2012)

HOME WINNING STREAK ENDS AT 22

LSU had won 22 consecutive home games prior to the Alabama game on Nov. 3. It was the Tigers' first loss in Tiger Stadium since Oct. 10, 2009 against No. 1 Florida. Here is a final look at the streak prior to the Bama loss:

#	Opponent	Score	Location	Date
1.	Auburn	31-10	Baton Rouge	10/24/09
2.	Tulane	42-0	Baton Rouge	10/31/09
3.	Louisiana Tech	24-16	Baton Rouge	11/14/09
4.	Arkansas	33-30 OT	Baton Rouge	11/28/09
5.	Mississippi State	29-7	Baton Rouge	9/18/10
6.	#22 West Virginia	20-14	Baton Rouge	9/25/10
7.	Tennessee	16-14	Baton Rouge	10/2/10
8.	McNeese State	32-10	Baton Rouge	10/16/10
9.	#5 Alabama	24-21	Baton Rouge	11/6/10
10.	UL-Monroe	51-0	Baton Rouge	11/13/10
11.	Ole Miss	43-36	Baton Rouge	11/20/10
12.	Northwestern St.	49-3	Baton Rouge	9/10/11
13.	Kentucky	35-7	Baton Rouge	10/1/11
14.	#17 Florida	41-11	Baton Rouge	10/8/11
15.	#19 Auburn	45-10	Baton Rouge	10/22/11
16.	Western Kentucky	42-9	Baton Rouge	11/12/11
17.	#3 Arkansas	41-17	Baton Rouge	11/25/11
18.	North Texas	41-14	Baton Rouge	9/1/12
19.	Washington	41-3	Baton Rouge	9/8/12
20.	Idaho	63-14	Baton Rouge	9/15/12
21.	Towson	38-22	Baton Rouge	9/29/12
22.	#3 South Carolina	23-21	Baton Rouge	10/13/12

The Streak: By The Numbers

804-289

outscored opponents

6

wins over ranked teams

11

wins over SEC teams

13

wins over major BCS conference opponents

10

times the opponent had been held to 10 points or less



TIGERS IN THE NFL (WEEK 9)

Name	Pos.	Team
Joe Barksdale	OT	St. Louis Rams
Dwayne Bowe	WR	Kansas City Chiefs
Michael Brockers	DT	St. Louis Rams
Ron Brooks**	CB	Buffalo Bills
Morris Claiborne	CB	Dallas Cowboys
Ryan Clark	S	Pittsburgh Steelers
Jacob Cutrera	LB	Tampa Bay Buccaneers
Travis Daniels	DB	Kansas City Chiefs
Glenn Dorsey	DT	Kansas City Chiefs
Early Doucet	WR	Arizona Cardinals
Matt Flynn	QB	Seattle Seahawks
Devery Henderson	WR	New Orleans Saints
Trindon Holliday	RS	Denver Broncos
Bradie James	LB	Houston Texans
Tyson Jackson	DE	Kansas City Chiefs
Ricky Jean Francois	DT	San Francisco 49ers
Quinn Johnson	FB	Tennessee Titans
Donnie Jones	P	Houston Texans
Brandon LaFell	WR	Carolina Panthers
LaRon Landry	S	New York Jets
Nate Livings	OG	Dallas Cowboys
Todd McClure	C	Atlanta Falcons
Danny McCray	DB	Dallas Cowboys
Drake Nevis	DT	Indianapolis Colts
Stephen Peterman	G	Detroit Lions
Deangelo Peterson*	TE	Washington Redskins
Patrick Peterson	CB	Arizona Cardinals
Rueben Randle	WR	New York Giants
Stevan Ridley	RB	New England Patriots
Perry Riley	LB	Washington Redskins
Kelvin Sheppard	LB	Buffalo Bills
Marcus Spears	DE	Dallas Cowboys
Craig Steltz	S	Chicago Bears
Brandon Taylor	S	San Diego Chargers
Corey Webster	CB	New York Giants
Andrew Whitworth	OT	Cincinnati Bengals
Keiland Williams	RB	Washington Redskins
Kyle Williams	DT	Buffalo Bills
Al Woods	DT	Pittsburgh Steelers

* - practice squad

** - injured reserve

BOLD indicates players who played for Les Miles

Number of SEC Players on Active Opening Day Rosters

1. LSU - 38
2. Tennessee - 36
3. Georgia - 35
4. Florida - 32
5. Auburn - 28
6. Alabama - 23
7. South Carolina - 22
8. Ole Miss - 21

Miles vs. The SEC

LSU coach **Les Miles** is 45-20 against SEC teams (all games) since taking over for the Tigers in 2005. The 45 wins include two victories in the SEC Championship Game, while the two of the 19 losses include a defeat to Georgia in the SEC title game and the loss to Alabama in the BCS National Championship. In games that count towards the SEC standings, Miles is 43-18.

Miles In Elite SEC Company

By picking up his 80th win at LSU vs. Towson, LSU coach **Les Miles** became the fastest coach in school history to reach 80 victories as he needed just 98 games to do it. In addition, the 98 games to reach 80 wins makes Miles the third-fastest in SEC history to reach that milestone as he trailed only Steve Spurrier (80 wins in 89 games) and Philip Fulmer (80 wins in 97 games). Some notable SEC coaches who needed more games than Miles to reach 80 wins include: Bear Bryant (80 wins in 120 games), Nick Saban (80 wins in 104 games), Mark Richt (80 wins in 101 games), and Vince Dooley (80 wins in 123 games).

LSU Records 19th Fourth Quarter Comeback Under Les Miles vs. South Carolina

For the 19th time under **Les Miles**, LSU won a football game despite trailing in the fourth quarter as the Tigers rallied from a 14-10 deficit to beat South Carolina, 23-21, in week 7 in Tiger Stadium. The following is a look at LSU's fourth quarter comebacks under Miles, how many points the Tigers had to overcome in the final frame to win and the quarterback who engineered the comeback:

Year	Opponent	Situation	Results	QB
2005	at Arizona St.	scored TD with 1:13 left (LSU trailed 17-7 entering 4Q; LSU scored 28 4Q points)	W, 35-31	Russell
2005	Florida	scored TD with 12:35 left (LSU trailed 17-14 in 4Q)	W, 21-14	Russell
2005	Auburn	kicked FG with 1:40 left to force OT (LSU trailed 17-14 with less than 5 minutes to play)	W, 20-17	Russell
2006	at Tennessee	scored TD with 9 seconds left (LSU trailed 24-21 with less than 8 minutes left in 4Q)	W, 28-21	Russell
2006	Ole Miss	scored TD with 14 sec. left to force OT (LSU trailed 20-7 with less than 9 minutes left in 4Q)	W, 23-20 ot	Russell
2007	Florida	scored TD with 1:06 left (LSU trailed 24-14 to start 4Q)	W, 28-24	Flynn
2007	Auburn	scored TD with :01 left (LSU trailed 24-23 with 3:12 left in the 4Q)	W, 30-24	Flynn
2007	Alabama	scored TD with 1:26 left (LSU trailed 34-27 with 4:53 left in 4Q)	W, 41-34	Flynn
2007	Tennessee	scored TD with 9:54 left (LSU trailed 14-13 with less than 10 minutes left in 4Q)	W, 21-14	Perrilloux
2008	at Auburn	scored TD with 1:03 left (LSU trailed 21-20 with 4:00 left in 4Q)	W, 26-21	Lee
2008	Troy	scored go-ahead TD with 4:50 left (LSU trailed 31-10 to start 4Q)	W, 40-31	Lee
2009	at Georgia	scored go ahead TD with 0:46 left (LSU trailed 13-12 with 1:09 left)	W, 20-13	Jefferson
2009	Arkansas	kicked FG w/ 4 sec. left to force OT (LSU trailed 30-27 with 1:18 left)	W, 33-30	Jefferson
2010	Tennessee	scored TD with 0:00 left in 4Q (LSU trailed from 11:34 left in game to final play)	W, 16-14	Lee/Jefferson
2010	at Florida	scored TD with 0:06 left in 4Q (LSU trailed 29-26 with 3:21 left in game)	W, 33-29	Lee
2010	Alabama	scored go ahead TD w/ 8:13 left in 4Q	W, 24-21	Jefferson
2010	Ole Miss	(LSU trailed 36-35 with 4:57 left in game)	W, 43-36	Jefferson
2011	at Alabama	trailed 6-3 to start 4Q	W, 9-6 OT	Jefferson
2012	South Carolina	kicked FG with 6:37 left to take lead (LSU trailed 14-10 entering 4Q)	W, 23-21	Mettenberger

Running Back Fumble Streak Ends at 225 Carries; Ware Up To 262 Career Carries Without A Lost Fumble

LSU's running back streak of consecutive carries without a fumble came to an end against Towson when **Kenny Hilliard** fumbled in the first quarter on what was the 226th carry of the streak. Prior to that, LSU running backs hadn't lost a fumble since the Arkansas game last year when **Michael Ford** fumbled in the first half. The following is a look at LSU's running backs and the numbers of carries since they have had since they lost a fumble as well as their career rushing attempts and career number of lost fumbles:

Player	Consecutive Att. w/out a lost fumble	Total Lost Fumbles (Attempts)	Last Fumble
Spencer Ware	270	0 (270)	None
Alfred Blue	127	2 (127)	4Q vs. Miss. State, 2010
Kenny Hilliard	23	1 (133)	1Q vs. Towson, 2012

Michael Ford	30	2 (235)	3Q vs. Arkansas, 2011
Jeremy Hill	77	0 (77)	None

15 True Freshmen Haven Seen Action Thus Far – Second Highest Total In Nation

In what has become a frequent occurrence under head coach **Les Miles**, LSU has had 15 true freshmen see the field through its first 8 games. The 15 true freshmen ranks second in the nation along with Ohio State. Texas and TCU have each played a nation's best 16 true freshmen this year. The following is the list of true freshmen who have played this year: LB **Kwon Alexander**, OT **Vadal Alexander**, CB **Jalen Mills**, P **Jamie Keehn**, S **Jerqwinick Sandolph**, LB **Deion Jones**, SNP **Reid Ferguson**, DL **Danielle Hunter**, LB **Ronnie Feist**, LB **Lorenzo Phillips**, S **Corey Thompson**, TE **Dillon Gordon**, CB **Dwayne Thomas**, LB **Lamar Louis**, and RB **Jeremy Hill**.

13 Other First-Timers Have Played This Year

In addition to the 15 true freshmen who have seen action through the first 8 games of the season, another 13 players have also played for the first time. The following is a list of players who have played for the first time in 2012: QB **Stephen Rivers**, WR **Paul Turner**, CB **Jalen Collins**, S **Micah Eugene**, C **Elliott Porter**, OG **Trai Turner**, DL **Jeremy Peebles**, DL **Quentin Thomas**, DL **A'Trey-U Jones**, LB **Jarrett Hardnett**, S **Vincent LeDuff**, LB **Edwin Johnson**, DT **Mickey Johnson**.

LSU Has Used 5 Different Starting Combinations On Offensive Line

LSU used the same starting lineup on the offensive for a season-high third straight game vs. Alabama. LSU's most recent starting offensive line features a true freshman in RT **Vadal Alexander**, a redshirt freshman in RG **Trai Turner**, a true sophomore in LG **La'el Collins**, and a pair of seniors in C **P.J. Lonergan** and LT **Josh Dworaczyk**. Turner has started the last three games for an injured **Josh Williford**. Turner's start vs. South Carolina was the first of his career and marked the fourth offensive lineman to get his first career start in 2012. Other first-time starters on the offensive line for the Tigers in 2012 include: Collins (started all 9 games at LG), sophomore **Elliott Porter** (started 1 game at C), and Alexander (started 5 games at RT). More on the LSU offensive line:

- LSU has already used 8 different starters on the offensive line, that's 1 more than the Tigers used in 14 games in 2011.
- From 2002-11 (a span of 133 games), LSU used only 5 different players at left tackle. This year, thru 8 games, the Tigers have already used 3 different players at that position.
- LSU has used 5 different starting lineup combinations on the offensive line, which is one more than LSU used in 14 games a year ago. It also ties with the 2010 team for the most starting lineup combinations under **Les Miles**.

The following is a quick look at LSU's offensive line combinations through the first 6 games:

Game	LT	LG	C	RG	RT
North Texas	Chris Faulk	La'el Collins	P.J. Lonergan	Josh Williford	Alex Hurst
Washington	Josh Dworaczyk	La'el Collins	P.J. Lonergan	Josh Williford	Alex Hurst
Idaho	Josh Dworaczyk	La'el Collins	Elliott Porter	Josh Williford	Alex Hurst
at Auburn	Josh Dworaczyk	La'el Collins	P.J. Lonergan	Josh Williford	Alex Hurst
Towson	Alex Hurst	La'el Collins	P.J. Lonergan	Josh Williford	Vadal Alexander
at Florida	Alex Hurst	La'el Collins	P.J. Lonergan	Josh Williford	Vadal Alexander
South Carolina	Josh Dworaczyk	La'el Collins	P.J. Lonergan	Trai Turner	Vadal Alexander
Texas A&M	Josh Dworaczyk	La'el Collins	P.J. Lonergan	Trai Turner	Vadal Alexander
Alabama	Josh Dworaczyk	La'el Collins	P.J. Lonergan	Trai Turner	Vadal Alexander

LSU's Used 14 First-Time Starters This Year

LSU added another first-time starter to the list vs. Alabama as RB **Jeremy Hill** made the first start of his career. LSU has had 8 first-time starters on offense and 6 on defense. The following is a look at LSU's first-time starters and the game they made their first career start:

Game	No. First-Time Starters (Player)
North Texas	4 (QB Zach Mettenberger, LB Luke Muncie, CB Jalen Mills, LG La'el Collins)
Washington	None
Idaho	3 (C Elliott Porter, S Ronald Martin, DT Anthony Johnson)
Auburn	1 (RB Kenny Hilliard)
Towson	2 (LB Kwon Alexander, RT Vadal Alexander)
Florida	1 (TE Nic Jacobs)
South Carolina	2 (LB Lamar Louis, RG Trai Turner)
Texas A&M	None
Alabama	1 (RB Jeremy Hill)

LSU CAREER RECORD BOOK

Career Field Goals Made

Name	FG
1. David Brownlyke (1986-89)	61
...	
7. Mike Conway (1975-78)	33
Pedro Suarez (1990-92)	33
9. Drew Alleman (2011-present)	29
10. Chris Jackson (2003-06)	26

Consecutive PAT Kicks Made

Name	PATs
1. David Brownlyke (1986-89)	109
2. Drew Alleman (2011-present)	94
3. Colt David (2005-06)	77

Career Punting Average

Name	Avg. Yds.
1. Brad Wing (2011-present)	44.4
2. Patrick Fisher (2004-07)	44.1
3. Chad Kessler (1994-97)	42.9

Career Tackles For Loss

Name	TFL
1. Anthony McFarland (1995-98)	55
...	
8. Chad Lavalais (2000-03)	32.5
9. Kenny Bordelon (1972-75)	30
10. Sam Montgomery (2010-present)	29.5
-- Barkevious Mingo (2010-present)	25

Career Sacks

Name	Sacks
1. Rydell Malancon (1980-83)	25
...	
8. James Gilyard (1992-95)	18
Michael Brooks (1983-86)	18
10. Anthony McFarland (1995-98)	17
-- Sam Montgomery (2010-present)	16
-- Barkevious Mingo (2010-present)	13.5

LSU VS. TOP 25 UNDER LES MILES (33-16)

2005 (5-2)

Opponent	LSU Rank	Results
at #15 Arizona State	#5	W, 35-31
#10 Tennessee	#4	L, 30-27 OT
#11 Florida	#10	W, 21-17
#17 Auburn	#7	W, 20-17 OT
at #3 Alabama	#5	W, 16-13 OT
#13 Georgia	#3	L, 34-14 in SECCG
#10 Miami	#9	W, 40-3 in Peach Bowl

2006 (3-2)

Opponent	LSU Rank	Results
at #3 Auburn	#6	L, 7-3
at #5 Florida	#9	L, 23-10
at #8 Tennessee	#13	W, 28-24
at #5 Arkansas	#9	W, 31-26
#11 Notre Dame	#4	W, 41-14 in Sugar Bowl

2007 (7-1)

Opponent	LSU Rank	Results
#9 Virginia Tech	#2	W, 48-7
#12 South Carolina	#2	W, 28-16
#7 Florida	#1	W, 28-24
at #17 Kentucky	#1	L, 40-37 OT
#18 Auburn	#5	W, 30-24
at #17 Alabama	#17	W, 41-34
#14 Tennessee	#5	W, 21-14 in SECCG
#1 Ohio State	#2	W, 38-24 in BCS Game

2008 (2-3)

Opponent	LSU Rank	Results
at #9/10 Auburn	#6	W, 26-21
at #11 Florida	#3	L, 51-21
#9 Georgia	#11	L, 52-38
#1 Alabama	#15	L, 27-21 OT
#14 Georgia Tech	NR	W, 38-3 in Chick-fil-A Bowl

2009 (1-3)

Opponent	LSU Rank	Results
at #18/14 Georgia	#4	W, 20-13
#1 Florida	#4	L, 13-3
#3 Alabama	#9	L, 24-15
#11/9 Penn State	#13	L, 19-17 in Capital One Bowl

2010 (5-2)

Opponent	LSU Rank	Results
#18 North Carolina	#21/16	W, 30-24
#22/21 West Virginia	#15/12	W, 20-14
at #14/12 Florida	#12/9	W, 33-29
at #5 Auburn	#6	L, 24-17
#5 Alabama	#12/11	W, 24-21
at #12 Arkansas	#6	L, 31-23
#18 Texas A&M	#11	W, 41-24 in Cotton Bowl

2011 (8-1)

Opponent	LSU Rank	Results
#3 Oregon	#4	W, 40-27
at #25 Mississippi State	#3	W, 19-6
at #16 West Virginia	#2/3	W, 47-21
#17/18 Florida	#1/2	W, 41-11
#19/23 Auburn	#1/2	W, 45-10
#2 Alabama	#1	W, 9-6
#3 Arkansas	#1	W, 41-17
#12/14 Georgia	#1	W, 42-10 in SECCG
#2 Alabama	#1	L, 21-0 in BCS Game

2012 (2-2)

Opponent	LSU Rank	Results
at #10/11 Florida	#4/3	L, 14-6
#3 South Carolina	#9/8	W, 23-21
at #20/19 Texas A&M	#6	W, 24-19
#1 Alabama	#5	L, 21-17
#22/23 Miss. State	#9/8/7	?

LSU Has Scored 11 TDs and 2 Safeties Under Defensive Coordinator John Chavis

With a pair of interceptions that were returned for touchdowns against Idaho, LSU has scored 11 defensive TDs under defensive coordinator **John Chavis**. The Tiger defense scored points for the second straight game vs. Auburn when DE **Sam Montgomery** tackled an Auburn running back in the endzone for a safety. It's the second time under Chavis that an LSU defense has registered a safety on an individual tackle with the other coming from Drake Nevis against McNeese State in 2010. LSU is 8-0 under Chavis and 12-1 under **Les Miles** (dating back to 2005) when recording a defensive TD. The following is a look at LSU's defensive TDs under Chavis (since start of 2009 season):

Year	Opponent	TD	Result
2012	Idaho	Ronald Martin 45-yard interception return	LSU def. Idaho, 63-14
		Lavar Edwards 23-yard interception return	
2011	Georgia	Morris Claiborne 45-yard interception return	LSU def. Georgia, 42-10
2011	Ole Miss	Ron Brooks 46-yard interception return	LSU def. Ole Miss, 52-3
2011	Ole Miss	Kevin Minter 0-yard fumble recovery	
2011	Auburn	Ron Brooks 28-yard interception return	LSU def. Auburn, 45-10
2011	Kentucky	Tyrann Mathieu 23-yard fumble return	LSU def. Kentucky, 35-7
2010	UL-Monroe	Ron Brooks 32-yard interception return	LSU def. ULM, 51-0
		Lavar Edwards 29-yard fumble return	
2009	Washington	Jacob Cutrera 29-yard interception return	LSU def. Washington, 31-23
2009	Miss. State	Patrick Peterson 37-yard interception return	LSU def. Miss. State, 30-26

LSU Has Scored 18 Special Teams TDs In Miles Era

LSU registered its 18th special teams touchdown under **Les Miles** when **Odell Beckham Jr.** returned a punt 70 yards for a touchdown against North Texas. It marked the third time in four games dating back to last year that LSU has scored on a punt return. Under Miles, LSU has returned 10 punts for touchdowns, 3 kickoffs for touchdowns, 2 blocked field goals returned for touchdowns, 1 blocked punt return for a TD, 1 return on a fumbled punt, and 1 on a fake field goal. LSU has scored at least one special teams touchdown in all eight seasons under Miles. LSU is 16-1 in games when scoring a special teams touchdown. The following is a breakdown of LSU's special teams touchdowns under Miles:

Year	Opponent	Play	Results	
2012	North Texas	Odell Beckham Jr. 70-yard punt return	LSU def. North Texas, 41-14	
2011	Georgia	Tyrann Mathieu 62-yard punt return	LSU def. Georgia, 42-10	
		Arkansas	Tyrann Mathieu 92-yard punt return	LSU def. Arkansas, 41-17
		West Virginia	Morris Claiborne 99-yard kickoff return	LSU def. W. Va., 47-21
2010	Oregon	Tyrann Mathieu 3-yard return of a fumbled punt	LSU def. Oregon, 40-27	
		North Carolina	Patrick Peterson 87-yard punt return	LSU def. No. Carolina, 30-24
		West Virginia	Patrick Peterson 60-yard punt return	LSU def. W. Va., 20-14
2009	Miss. State	Chad Jones 93-yard punt return	LSU def. Miss. State, 30-26	
		Ole Miss	Patrick Peterson 53-yard return of a blocked FG	LSU lost Ole Miss, 25-23
		Arkansas	Trindon Holliday 87-yard punt return	LSU def. Arkansas, 33-30 (OT)
2008	North Texas	Trindon Holliday 92-yard punt return	LSU def. North Texas, 41-3	
2007	South Carolina	Colt David 15-yard run on fake field goal	LSU def. South Carolina, 28-16	
		Ole Miss	Trindon Holliday 98-yard kickoff return	LSU def. Ole Miss, 41-24
2006	Fresno State	Craig Davis 77-yard punt return	LSU def. Fresno State, 34-6	
		Arkansas	Trindon Holliday 92-yard kickoff return	LSU def. Arkansas, 31-26
2005	Arizona State	Mario Stevenson 55-yard return of a blocked FG	LSU def. Arizona State, 35-31	
		Arizona State	Craig Steltz 29-yard return of a blocked punt	
		Auburn	Skyler Green 66-yard punt return	LSU def. Auburn, 20-17 (OT)

Les Miles' List of Achievements

In 7-plus years with LSU, head coach **Les Miles** has put together quite a list of achievements in his 100 games with the Tigers. The following is a look at some of Miles' LSU highlights:

- Fastest coach in LSU history to 10 wins (11 games), 20 wins (24 games), 30 wins (35 games), 40 wins (48 games), 50 wins (63 games), 60 wins (76 games), 70 wins (87 games), and 80 wins (98 games) in school history.
- Led LSU to only 12-0 and 13-0 records in school history in 2011
- Led LSU to first 11-0 start since 1958 in 2011
- Led LSU to 10-1 start three times in a 6-year span from 2005-10 ('05, '07, '10)
- Only coach in LSU history to beat Auburn, Florida and Alabama in same season - and he's done it three times (2005, '07, '11)
- Only coach in LSU history to beat Florida and Tennessee in the regular season during the same year, doing it twice (2010, '11).
- Only first-year coach in SEC history to lead team to league's title game (2005)
- Has 15 wins over coaches who have won national titles, including two this year (Chizik, Spurrier)
- Coached LSU to 10-plus wins in three straight seasons - a first at the school
- Only coach in LSU history to lead Tigers to three straight top five final rankings (2005, 2006, 2007)

TRUE FRESHMEN UNDER LES MILES

LSU coach **Les Miles** has never shyed away from playing true freshmen. In his eight years with the Tigers, a total of 73 true freshmen have seen action for LSU, including 15 this year. Here's the list of true freshmen who have played in their first year at LSU:

Year	Name
2005	LB Darry Beckwith and RB Steven Korte
2006	WR/RS Trindon Holliday, RB Charles Scott, DB Danny McCray, LB Jacob Cutrera, LB Perry Riley, TE Richard Dickson, WR Chris Mitchell, WR Jared Mitchell, DT Al Woods, and RB Keiland Williams.
2007	PK Josh Jasper, PK Andrew Crutchfield, LT Jarvis Jones, RT Joseph Barksdale, WR Terrance Toliver, DB Chad Jones, DT Drake Nevis.
2008	CB Patrick Peterson, CB Brandon Taylor, LB Ryan Baker, DB Karnell Hatcher, OT Greg Shaw, WR Deangelo Peterson, QB Jordan Jefferson, DB Derrick Bryant
2009	WR Rueben Randle, S Craig Loston, DT Josh Downs, CB Morris Claiborne, QB/WR Russell Shepard, FB Dominique Allen
2010	RB Alfred Blue, WR Kadron Boone, CB Tyrann Mathieu, FB Connor Neighbors, S Eric Reid, DB Tharold Simon, S Ronnie Vinson, RB Spencer Ware, WR Spencer Wright, LB Luke Muncie, DE Justin Maclin, FB J.C. Copeland
2011	WR Odell Beckham Jr., OG La'el Collins, PK James Hairston, RB Kenny Hilliard, DT Anthony Johnson, WR Jarvis Landry, RB Terrence Magee, DE Jermauria Rasco, S Ronald Martin
2012	LB Kwon Alexander, OT Vadal Alexander, CB Jalen Mills, P Jamie Keehn, S Jerqwinick Sandolph, LB Deion Jones, SNP Reid Ferguson, DL Danielle Hunter, LB Ronnie Feist, LB Lorenzo Phillips, S Corey Thompson, TE Dillon Gordon, CB Dwayne Thomas, LB Lamar Louis, and RB Jeremy Hill.

LSU is 31-3 Under Miles When A Running Back Reaches 100-Yards

LSU is 31-3 under **Les Miles** when a running back reaches 100 yards in a game. The Tigers, who are 6-0 in road games when having a 100-yard rusher, had won 17 straight games when having a 100-yard rusher prior to the loss to Alabama. LSU is 6-1 this year when having a 100-yard rusher. **Jeremy Hill** has rushed for 100 or more yards in three straight games (107 vs. Alabama, 127 vs. Texas A&M, 124 vs. South Carolina). Other 100-yard rushers for LSU this year include: **Kenny Hilliard** and **Alfred Blue** both went over the 100-yard mark against North Texas in the season-opener; Blue had 101 yards vs. Washington and Hilliard had 116 yards vs. Idaho. LSU's only three losses under Miles when having a back reach the 100-yard mark came last week vs. Alabama (Hill, 107 yards), Georgia in 2008 (Charles Scott, 144 yards), Arkansas in 2007 (Jacob Hester, 126 yards).

LSU's 41-5 Under Les Miles When Winning The Turnover Battle

LSU is 41-4 under **Les Miles** when winning the turnover battle. Prior to the Alabama game, LSU had won 25 straight contests when having fewer turnovers than its opponent. That streak dated back to the Arkansas game in 2008. Against ranked teams under Miles, LSU is 20-3 when having fewer turnovers than its opponent. The only five losses for the Tigers under Miles when having fewer turnovers than their opponent have come against Alabama in 2012, Arkansas in 2008, Kentucky in 2007, Arkansas in 2007, and Auburn in 2006.

LSU's Been Good As A Top 10 Team

LSU's top 10 rankings haven't come by accident in recent years as the Tigers have backed up their placement in the polls by winning 76 of the 94 games they've played as an AP Top 10 team since the 2000 season. Since returning to the top 10 on a consistent basis during the early 2000s, LSU has recorded a 76-18 record in games in which they have been ranked in the AP Top 10. That record goes back to the 2002 season when LSU cracked the AP Top 10 the week they faced Auburn. LSU was 6-3 in 2009 as a top 10 team, 4-2 in 2010, 13-1 in 2011, and 7-2 this year.

LSU Is 48-0 Under Miles When Rushing For 100-Yards and Holding Opponents To Less Than 100 Yards

One look at LSU's results in relation to rushing the football and it's easy to figure out that head coach **Les Miles** is a former offensive lineman who understands the importance of running the football. In 102 games under Miles, LSU's success is easy to predict when it comes to net rushing yards. Get to 100 yards rushing and LSU will more than likely win as the Tigers are 78-8 under Miles when that happens. Hold the opponent to fewer than 100-yards and the Tigers are 49-3. An even more telling stat is that when LSU rushes for 100-plus yards and holds the opponents to fewer than 100-yards, the Tigers are 48-0, including a 6-0 record in 2012. The following is a look at LSU's rushing numbers during the Miles era and have the Tigers have fared in those games:

Year	LSU 100+	LSU 100-	Opp 100+	Opp 100-	LSU 100+/Opp 100-
2005	10-0	1-2	3-1	8-1	7-0
2006	10-0	1-2	5-0	6-2	6-0
2007	11-2	1-0	3-2	9-0	8-0
2008	8-3	0-2	2-5	6-0	6-0
2009	8-0	1-4	7-4	2-0	2-0
2010	11-2	0-0	7-1	5-0	5-0
2011	13-0	0-1	4-1	8-0	9-0
2012	7-1	0-1	2-2	5-0	5-0
Totals	78-8	4-12	33-16	49-3	48-0

LSU Extends FBS Record For Non-Conference Regular Season Wins To 41 With Victory Over Towson

LSU extended the Football Bowl Subdivision (FBS) record for the longest non-conference regular season winning streak to 41 straight when the Tigers beat Towson, 38-22 in week 5. The Tigers haven't lost a non-conference regular-season game since falling to Virginia Tech, 26-8, in the 2002 season opener in Blacksburg, Va. **Les Miles** has accounted for 31 of the 41 wins during the streak. The 41-game non-conference regular season win streak broke the previous mark held by Kansas State. Here is a look at the top three in FBS all-time consecutive non-conference regular season wins:

Team	Years	Win Streak
1. LSU	2002-present	41
2. Kansas State	1993-2003	39
3. Miami	1985-88	36
4. Wisconsin	2003-12	33

Cap and Gown Tigers

Two members of the LSU football team have already earned their degree and are currently either in graduate school or working towards a second undergraduate degree. Senior PK **Drew Alleman** graduated in December of 2011 with a degree in sports administration), while senior OL **Josh Dworaczyk** graduated in May of 2011 in general studies.

Bennie Logan To Wear Jersey No. 18

Jersey No. 18 – one of the new traditions in LSU history – has been passed down to junior defensive tackle **Bennie Logan** this year. The Jersey No. 18 tradition was born in 2003 when quarterback Matt Mauck guided the Tigers to its first national championship since 1958. His number (No. 18) became synonymous with success – both on and off the field – as well as a selfless attitude that has become the epitome of being an LSU football player. After his final year with the Tigers, Mauck passed Jersey No. 18 down to running back Jacob Hester, who then helped the Tigers to another national title in

SEASON HONORS

30 PK Drew Alleman

Lou Groza Award Watch List

33 RB Jeremy Hill

SEC Co-Freshman of the Week (vs. South Carolina)

18 DT Bennie Logan

Outland Trophy Watch List

64 C P.J. Lonergan

Rimington Trophy Watch List

36 CB Jalen Mills

SEC Freshman of the Week

49 DE Barkevious Mingo

Bednarik Award Watch List

Bronko Nagurski Award Watch List

Lombardi Award Watch List

Ted Hendricks Award Semifinalist

46 LB Kevin Minter

Butkus Award Semifinalist

Sports Illustrated Second-Team Midseason All-American

Walter Camp National Defensive Player of the Week (at Texas A&M)

Bednarik Award National Defensive Player of the Week (at Texas A&M)

SEC Co-Defensive Player of the Week (at Florida)

SEC Defensive Player of the Week (at Texas A&M)

99 DE Sam Montgomery

Bednarik Award Semifinalist

Bronko Nagurski Award Watch List

Lombardi Award Watch List

Ted Hendricks Award Semifinalist

Lott IMPACT Trophy Quarterfinalist

SEC Defensive Lineman of the Week (vs. Washington)

SEC Defensive Player of the Week (at Auburn)

SEC Defensive Lineman of the Week (vs. South Carolina)

1 S Eric Reid

Bednarik Award Watch List

Bronko Nagurski Award Watch List

Jim Thorpe Award Semifinalist

Lott IMPACT Trophy Quarterfinalist

Sports Illustrated First-Team Midseason All-American

38 P Brad Wing

Ray Guy Award Watch List

2007. Richard Dickson wore Jersey No. 18 in 2008 and 2009. Richard Murphy wore No. 18 in 2010 and Brandon Taylor held the honor last year. The following is a look at who has worn No. 18 since the tradition was born in 2003:

Year(s)	Player (Position)
2003	Matt Mauck (QB)
2004-07	Jacob Hester (RB)
2008-09	Richard Dickson (TE)
2010	Richard Murphy (RB)
2011	Brandon Taylor (S)
2012	Bennie Logan (DT)

LSU's The Winningest Program In SEC Over Last 10 Years

LSU is the winningest program in the SEC since the start of the 2002 season as the Tigers have posted a 109-27 mark during that span. The 112 victories for LSU are seven better than Georgia. The following is a look at how the SEC stakes up over the past 10 years:

Team	W-L	Bowls	SEC Titles	Top 25
LSU	112-29	10	3	8
Georgia	106-35	10	2	8
Florida	103-37	10	2	6
Alabama	100-39	8	1	6
Auburn	96-40	9	2	6
Missouri	84-53	8	0	3
Arkansas	84-53	7	0	3
Tennessee	79-57	7	0	4
South Carolina	78-56	6	0	2
Texas A&M	71-62	6	0	3
Kentucky	58-74	5	0	0
Ole Miss	60-72	4	0	3
Mississippi State	54-76	3	0	1
Vanderbilt	41-86	2	0	0

Minter Earn Multiple National Defensive Player of the Week Honors For Play vs. Texas A&M

LSU LB **Kevin Minter** picked up three national defensive player of the week honors as well as being named the SEC Defensive Player of the Week following his performance in the Tigers' 24-19 win over Texas A&M. Minter's national honors came from the Walter Camp Football Foundation, the Bronko Nagurski Award and the Chuck Bednarik Award. Minter had perhaps his best all-around game as a Tiger with 12 tackles, including one for a 7-yard loss, and an interception in the 24-19 win over 19th-ranked Texas A&M. Minter also broke up a pass and had two quarterback hurries in playing every defensive snap (94) in the LSU victory. Minter played a key role in LSU holding the Aggies – the Southeastern Conference's top scoring team - to just 19 points, 28 below their season average. LSU also limited Texas A&M quarterback Johnny Manziel, the SEC's leading rusher going into the game, to a season-low 27 yards. It was also the first time this year that Manziel didn't account for a touchdown rushing or passing. Minter's third quarter interception halted an Texas A&M drive inside the LSU 45-yard line and his first quarter sack came on third-down and pushed the Aggies out of field goal range.

Minter Named SEC Defensive Player of the Week vs. Florida

LSU junior LB **Kevin Minter** earned SEC co-Defensive Player of the Week honors after his record-setting performance in the loss to Florida. Minter set the school record with 17 solo tackles and came one tackle away from tying the school record in total tackles with 20 against the Gators. Minter accounted for 17-yards in losses for the Gators with a pair of sacks and another tackle behind the line of scrimmage. He also forced a fumble in the road loss to Florida. Minter's 20 tackles were the most by an LSU player since 1988 and one shy of tying the school mark of 21 set by Albert Richardson vs. South Carolina in 1982. The honor is the first of Minter's career.

What Kevin Minter Accomplished at Florida ...

- 20 total tackles second-most by any player in the nation this season (only behind Boston College's Nick Clancy who had 24 on Sept. 15)
- 17 solo tackles are the most solo stops by any player in the nation this season ... Shattered the school record for solo tackles, eclipsing the mark of 15 set on three different instances and most recently by Ali Highsmith against Arkansas on Nov. 23, 2007
- 20 total tackles are most by an SEC player in any game in two years, most since Arkansas' Jerry Franklin had 20 against Mississippi State on Nov. 20, 2010
- 20 total tackles tied for the second-most by an LSU player in school history, one shy of the school record of 21 ... Most since Rudy Harmon had 20 at Florida in 1988
- Had back-to-back sacks in the first half, setting a career high
- Forced the second fumble of his career and first since last year's Florida game
- Had a career-high 3 tackles for loss (-17 yards)

LSU's 20-Plus Yards Play Breakdown

BY PLAY

Pass.....	29
Rush	13
TOTAL	42

BY GAME

North Texas	8
Washington	6
Idaho.....	4
Auburn	4
Towson	7
Florida.....	2
South Carolina.....	3
Texas A&M.....	3
Alabama	5

BY QUARTER

1st	10
2nd	11
3rd	10
4th	11

RUSHING

Alfred Blue.....	3
Kenny Hilliard.....	3
Spencer Ware.....	2
Michael Ford.....	2
Jeremy Hill.....	2
Russell Shepard.....	1

PASSING

Zach Mettenberger	29
-------------------------	----

RECEIVING

Odell Beckham Jr.....	9
Kadron Boone	4
Jarvis Landry.....	4
Russell Shepard.....	3
Jarvis Landry.....	3
James Wright	2
Jeremy Hill	1
Chase Clement	1
Nic Jacobs	1
J.C. Copeland.....	1

20 OR MORE YARD TOUCHDOWNS

Kadron Boone	3
Kenny Hilliard	2
Jeremy Hill.....	2
Alfred Blue	1
Odell Beckham Jr.....	1
Russell Shepard.....	1
Michael Ford.....	1

LSU's 20-Plus Yards Plays of 2012

Yards	Type	Player	Opponent	Qtr.
78*	Run	Russell Shepard	Towson	1
71*	Run	Kenny Hilliard	Idaho	3
60	Run	Kenny Hilliard	North Texas	2
56	Pass	Odell Beckham Jr. from Zach Mettenberger	Florida	3
53*	Pass	Odell Beckham Jr. from Zach Mettenberger	Towson	4
50*	Run	Jeremy Hill	South Carolina	4
47*	Run	Jeremy Hill	Texas A&M	4
46	Pass	Odell Beckham Jr. from Zach Mettenberger	Idaho	3
42	Pass	J.C. Copeland from Zach Mettenberger	Alabama	3
38*	Run	Kenny Hilliard	North Texas	1
38	Pass	Spencer Ware from Zach Mettenberger	Alabama	2
37	Run	Alfred Blue	North Texas	1
36	Pass	Odell Beckham Jr. from Zach Mettenberger	Alabama	4
34*	Pass	Kadron Boone from Zach Mettenberger	North Texas	4
33	Pass	Jarvis Landry from Zach Mettenberger	North Texas	4
33	Pass	Russell Shepard from Zach Mettenberger	Idaho	1
33	Pass	Spencer Ware from Zach Mettenberger	Auburn	4
32*	Pass	Kadron Boone from Zach Mettenberger	Washington	3
30	Pass	Russell Shepard from Zach Mettenberger	North Texas	3
30	Run	Spencer Ware	Auburn	2
29	Pass	Kadron Boone from Zach Mettenberger	Auburn	3
29*	Pass	Kadron Boone from Zach Mettenberger	Texas A&M	2
28	Run	Spencer Ware	Auburn	1
27	Pass	Chase Clement from Zach Mettenberger	Towson	2
27*	Pass	Odell Beckham Jr. from Zach Mettenberger	Towson	2
27	Pass	Spencer Ware from Zach Mettenberger	South Carolina	1
24	Pass	Odell Beckham Jr. from Zach Mettenberger	Washington	3
24	Pass	Odell Beckham Jr. from Zach Mettenberger	Towson	4
23	Pass	James Wright from Zach Mettenberger	Washington	2
23	Pass	Russell Shepard from Zach Mettenberger	Idaho	2
23	Pass	Jarvis Landry from Zach Mettenberger	Alabama	4
22	Pass	James Wright from Zach Mettenberger	Washington	2
22	Run	Michael Ford	Towson	3
22	Pass	Odell Beckham Jr. from Zach Mettenberger	Alabama	4
21	Pass	Odell Beckham Jr. from Zach Mettenberger	North Texas	1
21*	Run	Alfred Blue	Washington	1
21	Pass	Nic Jacobs from Zach Mettenberger	Towson	4
21	Pass	Jeremy Hill from Zach Mettenberger	South Carolina	1
20	Run	Alfred Blue	North Texas	3
20	Pass	Jarvis Landry from Zach Mettenberger	Washington	2
20	Pass	Spencer Ware from Zach Mettenberger	Florida	1
20*	Run	Michael Ford	Texas A&M	2

* Denotes play resulted in touchdown.

GAME-BY-GAME NOTABLES

Opponent	Captains	Coin Toss	Kickoff/Receive	LSU 1st Poss.	Game Time (CT)	Game Length	Jerseys	Result
North Texas	Alleman, Logan, Mettenberger, Reid	Won	Kickoff	Touchdown	6:02 p.m.	3:30	White	W, 41-14
Washington	Alleman, Blue, Landry, Mingo	Loss	Receive	Punt	6:05 p.m.	3:22	White	W, 41-3
Idaho	Alleman, Wing, Minter, Mettenberger	Loss	Kickoff	Touchdown	7:00 p.m.	3:13	Purple	W, 63-14
at Auburn	Alleman, Logan, Hurst, Landry	Won	Kickoff	Fumble	6:06 p.m.	3:21	White	W, 12-10
Towson	Alleman, Barrow, Reid, Ware	Loss	Receive	Punt	6:07 p.m.	3:33	Purple	W, 38-22
at Florida	Alleman, Logan, Clement, Hurst, Minter, Reid	Loss	Receive	Field Goal	2:39 p.m.	3:23	White	L, 14-6
South Carolina	Alleman, Wing, Lonergan, Montgomery, Minter	Loss	Kickoff	Field Goal	7:06 p.m.	3:27	White	W, 23-21
at Texas A&M	Alleman, Reid, Loston, Dworaczyk, Logan, Montgomery	Won	Kickoff	Punt	11:01 a.m.	4:00	White	W, 24-19
Alabama	Alleman, Reid, Dworaczyk, Clement, Mingo, Wing	Loss	Receive	Punt	7:13 p.m.	3:34	White	L, 24-17

LSU Single-Game Solo Tackles

1. Kevin Minter – 17 at Florida, 10/6/12

2. Ali Highsmith – 15 vs. Arkansas, 11/23/07

Trev Faulk – 15 vs. Houston, 11/4/00

Charles Smith – 15 vs. Houston, 11/13/99

5. Chuck Wiley – 14 at Kentucky, 10/14/95

Toby Caston – 14 vs. Georgia, 10/11/86

Nikki Hazard – 14 vs. Texas A&M, 9/13/86

Jeremy Hill Named SEC Co-Freshman of the Week vs. South Carolina

True freshman **Jeremy Hill** set career highs in carries (17) and rushing yards (124) and tied his career-best with two rushing TDs, including a 50-yard run in the fourth quarter. He became the third different LSU running back to eclipse the 100-yard rushing mark in a game this season, joining **Alfred Blue** and **Kenny Hilliard**. For his efforts, Hill was named the SEC Co-Freshman of the Week. Hill's 124 rushing yards were the most by an LSU true freshman in a game since Justin Vincent (now on LSU's staff) racked up 201 yards against Georgia in the 2003 SEC Championship Game on Dec. 6, 2003.

Sam Montgomery Earns SEC Defensive Lineman of the Week Again vs. South Carolina

For the second time this season, LSU All-American defensive end **Sam Montgomery** was the recipient of SEC Defensive Lineman of the Week honors. Montgomery had three tackles including two sacks and a forced fumble in LSU's 23-21 win over No. 3 South Carolina. He had a sack for an 11-yard loss on a third-down attempt for South Carolina late in the fourth quarter to help preserve the LSU victory. For the season, Montgomery leads the Tigers with 8.5 tackles for loss and four sacks. Montgomery is now tied for 10th in LSU career sacks with 28.

OFF THE FIELD

3 WR Odell Beckham, Jr.

- His father, Odell Beckham Sr., was running back at LSU from 1989-92, while his mother Heather Van Norman was an All-American track runner at LSU from 1991-93

70 OG La'el Collins

- According to his teammates, does the best impersonations of Coach Studrawa and is the best cook on the team

44 FB J.C. Copeland

- Rarely ran the ball in high school and has carried it 13 times this season
- Was one of the top defensive line prospects in HS

68 OL Josh Dworaczuk

- LSU's first sixth year player since Kirston Pittman (2008)
- Serves as an intern in the LSU Sports Information office
- Along with Coach Miles and Studrawa is the only remaining face of the 2007 national title team
- Already a graduate of LSU and will earn another degree in sports administration this December
- Served as a student coach last season on the O-Line after recovering from a knee injury

8 QB Zach Mettenberger

- An avid bowler who participates in a league with several of his teammates in the spring

49 DE Barkevious Mingo

- Nickname is "Ke-ke" which was given to him by his mother
- Went skydiving this summer and aspires to be a pilot one day ... Has flown small plane before
- Did not start playing football until his junior year of high school, was predominantly a basketball player

99 DE Sam Montgomery

- Nickname "Sonic Sam". Owns numerous Sonic the Hedgehog items and does it in memory of his brother who was murdered during his junior year of high school
- The most quotable player on the team, who actually helped write the text of his game program against Washington
- Didn't play football until his senior year of high school, thought he was going to go to college to play basketball
- From the Alabama game until the remainder of the season, the South Carolina native will wear the No. 21 in tape on his arm in honor of USC injured running back Marcus Lattimore. The two are good friends.
- Aspires to open a non-profit organization to help the lower class following his playing days
- Some of his favorite quotes: "I have climbed too high to fall today" ... "Be unforgettable or be forgotten" ... "Crush or be crushed"

15 Eric Reid

- Owns the highest GPA on the team and his majoring in LSU's prestigious E.J. Ourso College of Business Administration
- His father is Eric Sr. - a three time All-American hurdler at LSU and 1987 NCAA champion

CHARTING THE OPPONENTS (all times Central)

North Texas (3-6)

Sept. 1	at LSU	L, 41-14
Sept. 8	Texas Southern	W, 34-7
Sept. 15	at Kansas State	L, 35-21
Sept. 22	Troy	L, 14-7
Sept. 29	at Florida Atlantic	W, 20-14
Oct. 6	at Houston	L, 44-21
Oct. 16	UL-Lafayette	W, 30-23
Oct. 27	at Middle Tennessee	L, 38-21
Nov. 3	Arkansas State	L, 37-19
Nov. 10	South Alabama	4 p.m.
Nov. 17	at UL-Monroe	3 p.m.
Nov. 24	at Western Kentucky	12 p.m.

Washington (5-4)

Sept. 1	San Diego State	W, 21-12
Sept. 8	at LSU	L, 41-3
Sept. 15	Portland State	W, 52-13
Sept. 27	Stanford	W, 17-13
Oct. 6	at Oregon	L, 52-21
Oct. 13	USC	L, 24-14
Oct. 20	at Arizona	L, 52-17
Oct. 27	Oregon State	W, 20-17
Nov. 2	at California	W, 21-13
Nov. 10	Utah	9:30 p.m.
Nov. 17	at Colorado	TBA
Nov. 23	at Washington State	2:30 p.m.

Idaho (1-8)

Aug. 30	Eastern Washington	L, 20-3
Sept. 8	at Bowling Green	L, 21-13
Sept. 15	at LSU	L, 63-14
Sept. 22	Wyoming	L, 40-37 OT
Sept. 29	at North Carolina	L, 66-0
Oct. 6	New Mexico State	W, 26-18
Oct. 13	at Texas Tech	L, 38-7
Oct. 20	at Louisiana Tech	L, 70-28
Nov. 3	San Jose State	L, 42-13
Nov. 10	at BYU	9:15 p.m.
Nov. 17	UTSA	4 p.m.
Nov. 24	at Utah State	2 p.m.

Auburn (2-7)

Sept. 1	vs. Clemson	L, 26-19
Sept. 8	at Mississippi State	L, 28-10
Sept. 15	UL-Monroe	W, 31-28 OT
Sept. 22	LSU	L, 12-10
Oct. 6	Arkansas	L, 24-7
Oct. 13	at Ole Miss	L, 41-20
Oct. 20	at Vanderbilt	L, 17-13
Oct. 27	Texas A&M	L, 63-21
Nov. 3	New Mexico State	W, 42-7
Nov. 10	Georgia	6 p.m.
Nov. 17	Alabama A&M	TBA
Nov. 24	at Alabama	TBA

Towson (4-4)

Aug. 30	at Kent State	L, 41-21
Sept. 15	William & Mary	W, 20-17
Sept. 22	St. Francis (Pa.)	W, 46-17
Sept. 29	at LSU	L, 38-22
Oct. 6	at James Madison	L, 13-10
Oct. 13	Maine	W, 24-19
Oct. 20	Old Dominion	L, 31-20
Oct. 27	at Villanova	W, 49-35
Nov. 3	at Delaware	11 a.m.
Nov. 10	Rhode Island	2:30 p.m.
Nov. 17	at New Hampshire	2:30 p.m.

Florida (8-1)

Sept. 1	Bowling Green	W, 27-14
Sept. 8	at Texas A&M	W, 20-17
Sept. 15	at Tennessee	W, 37-20
Sept. 22	Kentucky	W, 38-0
Oct. 6	LSU	W, 14-6
Oct. 13	at Vanderbilt	W, 31-17
Oct. 20	South Carolina	W, 44-11
Oct. 27	vs. Georgia	L, 17-9
Nov. 3	Missouri	W, 14-7
Nov. 10	UL-Lafayette	11:21 a.m.
Nov. 17	Jacksonville State	TBA
Nov. 24	at Florida State	TBA

South Carolina (7-2)

Aug. 30	at Vanderbilt	W, 17-13
Sept. 8	East Carolina	W, 48-10
Sept. 15	UAB	W, 49-6
Sept. 22	Missouri	W, 31-10
Sept. 29	at Kentucky	W, 38-17
Oct. 6	Georgia	W, 35-7
Oct. 13	at LSU	L, 23-21
Oct. 20	at Florida	L, 44-11
Oct. 27	Tennessee	W, 38-35
Nov. 10	Arkansas	11 a.m.
Nov. 17	Wofford	Noon
Nov. 24	at Clemson	TBA

Texas A&M (7-2)

Sept. 8	Florida	L, 20-17
Sept. 15	at SMU	W, 48-3
Sept. 22	South Carolina State	W, 70-14
Sept. 29	Arkansas	W, 58-10
Oct. 6	at Ole Miss	W, 30-27
Oct. 13	at Louisiana Tech	W, 59-57
Oct. 20	LSU	L, 24-19
Oct. 27	at Auburn	W, 63-21
Nov. 3	at Mississippi State	W, 38-13
Nov. 10	at Alabama	2:30 p.m.
Nov. 17	Sam Houston State	TBA
Nov. 24	Missouri	TBA

Alabama (9-0)

Sept. 1	vs. Michigan	W, 41-14
Sept. 8	Western Kentucky	W, 35-0
Sept. 15	at Arkansas	W, 52-0
Sept. 22	Florida Atlantic	W, 40-7
Sept. 29	Ole Miss	W, 33-14
Oct. 13	at Missouri	W, 42-10
Oct. 20	at Tennessee	W, 44-13
Oct. 27	Mississippi State	W, 38-7
Nov. 3	at LSU	W, 21-17
Nov. 10	Texas A&M	2:30 p.m.
Nov. 17	Western Carolina	TBA
Nov. 24	Auburn	TBA

Mississippi State (7-2)

Sept. 1	Jackson State	W, 56-9
Sept. 8	Auburn	W, 28-10
Sept. 15	at Troy	W, 30-24
Sept. 22	South Alabama	W, 30-10
Oct. 6	at Kentucky	W, 27-14
Oct. 13	Tennessee	W, 41-31
Oct. 20	Middle Tennessee	W, 45-3
Oct. 27	at Alabama	L, 38-7
Nov. 3	Texas A&M	L, 38-13
Nov. 10	at LSU	6 p.m.
Nov. 17	Arkansas	TBA
Nov. 24	at Ole Miss	TBA

Ole Miss (5-4)

Sept. 1	Central Arkansas	W, 49-27
Sept. 8	UTEP	W, 28-10
Sept. 15	Texas	L, 66-31
Sept. 22	at Tulane	W, 39-0
Sept. 29	at Alabama	L, 33-14
Oct. 6	Texas A&M	L, 30-27
Oct. 13	Auburn	W, 41-20
Oct. 27	at Arkansas	W, 30-27
Nov. 3	at Georgia	L, 37-10
Nov. 10	Vanderbilt	6 p.m.
Nov. 17	at LSU	TBA
Nov. 24	Mississippi State	TBA

Arkansas (4-5)

Sept. 1	Jacksonville State	W, 49-24
Sept. 8	UL-Monroe	L, 34-31
Sept. 15	Alabama	L, 52-0
Sept. 22	Rutgers	L, 35-26
Sept. 29	at Texas A&M	L, 58-10
Oct. 6	at Auburn	W, 24-7
Oct. 13	Kentucky	W, 49-7
Oct. 27	Ole Miss	L, 30-27
Nov. 3	Tulsa	W, 19-15
Nov. 10	at South Carolina	11 a.m.
Nov. 17	at Mississippi State	TBA
Nov. 23	LSU	1:30 p.m.



SOUTHEASTERN CONFERENCE

2012 SEC Standings

Eastern Division

Team	SEC	Pct.	Overall
Florida	7-1	.875	8-1
Georgia	6-1	.857	8-1
South Carolina	5-2	.714	7-2
Vanderbilt	3-3	.500	5-4
Missouri	1-5	.167	4-5
Tennessee	0-5	.000	4-5
Kentucky	0-7	.000	1-9

Western Division

Team	SEC	Pct.	Overall
Alabama	6-0	1.000	9-0
Texas A&M	4-2	.667	7-2
LSU	3-2	.600	7-2
Mississippi St.	3-2	.600	7-2
Ole Miss	2-3	.400	5-4
Arkansas	2-3	.400	4-5
Auburn	0-6	.000	2-7

This Week in the SEC

Saturday, Nov. 10

- *Arkansas at South Carolina • 11:00 a.m. (CBS)
- Louisiana-Lafayette at Florida • 11:21 a.m. (SECN)
- *Missouri at Tennessee • 11:21 a.m. (SECN)
- *Texas A&M at Alabama • 2:30 p.m. (CBS)
- *Georgia at Auburn • 6 p.m. (ESPN2)
- *Mississippi State at LSU • 6 p.m. (ESPN)**
- *Ole Miss at Vanderbilt • 6 p.m. (ESPNU)

All Times Central

* - denotes conference games

Last Week in the SEC

- Florida 14 Missouri 7
- Vanderbilt 40 Kentucky 0
- Texas A&M 38 Mississippi State 13
- Tennessee 55 Troy 48
- Arkansas 19 Tulsa 15
- Auburn 42 New Mexico State 7
- Georgia 37 Ole Miss 10
- Alabama 21 LSU 17**

BY THE NUMBERS

93,374

largest crowd in Tiger Stadium history
(lost to #1 Alabama, 21-17, on Nov. 3, 2012)

1,500

old dorm rooms below the east and west stands

.724

winning percentage after 552 home games
(390-144-18)

89

89-yard punt return by Billy Cannon 50 years ago to beat Ole Miss on Halloween Night in 1959

89th

year of LSU football in Tiger Stadium dating back to 1924

78

times the crowd has exceeded 90,000 for a game

100,000

estimated capacity when South End Zone project is completed prior to 2014 season

428

windows replaced on the North End of the stadium prior to the 2012 season

60-6

Saturday night record since 2000

48-7

home record under head coach Les Miles

14

undefeated home seasons, including three under Les Miles

9

trips by the "ESPN College GameDay" crew

8th

largest on-campus stadium in the nation (92,542)

7

times named the toughest place in the nation to play a road game by national media outlets

1

win over a No. 1 ranked team (def. Florida, 28-21, in 1997)

Tiger Stadium

COLLEGE FOOTBALL'S ULTIMATE SETTING



“THE SCARIEST PLACE TO PLAY IN AMERICA”

- ESPN.COM, OCT. 2007; ESPN COLLEGE FOOTBALL LIVE, MAY 2011

Notables

- LSU began playing football in Tiger Stadium in 1924 and is currently in its 89th year in the venerable stadium. This season marks the 82nd year LSU has played under the lights in Death Valley. The Tigers defeated Spring Hill, 35-0, on Oct. 3, 1931 in the first night game in the stadium's history.
- Head coach **Les Miles** is 35-2 in Saturday Night home games. The only losses were to top-ranked teams -- No. 1 Florida on Oct. 10, 2009 and No. 1 Alabama on Nov. 3, 2012. LSU's last non-conference home loss was to UAB on Sept. 23, 2000.
- Since national attendance figures began being kept in 1957, LSU has finished in the nation's top 10 in average attendance in 48 of the past 55 seasons.
- Since 1960, LSU owns a stellar 226-61-4 (.784) record in traditional Tiger Stadium night games. The Tigers are 25-26-3 (.491) at home during the day in that span.
- LSU has won 34 consecutive home games over non-conference opponents. **Les Miles** is 25-0 in non-conference home games.

Quotables

“I'm not sure what it was like to walk into the Coliseum, but I bet it was something like this. The best place in the world to watch a sporting event.”

- **Wright Thompson, ESPN Senior Writer**

“Dark. That combined with Tiger Stadium on a Saturday night is something loud, strange and holy. There is noise everywhere in stadiums from Eugene to Tuscaloosa. Only in Baton Rouge is there a living, breathing lurking in its grand, old stadium.”

- **Dennis Dodd, CBSSports.com**

“Best stadium -- Tiger Stadium, LSU. The pregame festivities, the deafening noise -- there's no other place like it.”

- **Matt Hayes, Sporting News**

“All I began to hear was a chant 'L-S-U, L-S-U.' It got louder and louder. It was the loudest I've ever heard a stadium.”

- **Mark Richt, Georgia Head Coach**

“Death Valley is the pound-for-pound king of noise in college football. The place is just mind-numbingly loud for a ridiculous amount of time.”

- **Bruce Feldman, CBSSports.com**

The Last Meeting

LSU

#3 LSU

19

#25 Mississippi State

6



Sept. 15, 2011 • Davis Wade Stadium • Starkville, Miss. • 56,924

Tigers Score 13 Unanswered to Put Away No. 25 Mississippi State, 19-6

LSU's defense held Mississippi State to nearly 400 yards below its season average as the third-ranked Tigers used a methodical offensive effort to post a 19-6 Thursday night win over the Bulldogs in Starkville. LSU never trailed in the contest, taking a 3-0 lead midway through the first quarter on a 21-yard **Drew Alleman** field goal. Mississippi State tied the game at 3-3 on its next possession before another Alleman field goal just before halftime gave the Tigers a 6-3 lead at the break. The Bulldogs tied the game at 6-6 late in the third quarter, before the Tigers closed the game with 13 unanswered points for the victory. First, Alleman broke the tie with a 41-yard field goal with 1:46 left in the third quarter and then Jarrett Lee connected with Rueben Randle on a 19-yard TD pass at the 11:56 mark in the fourth quarter to put the Tigers up by 10 at 16-6. Alleman closed the scoring with another field goal at the 2:53 mark. For the game, LSU's defense recorded 15 tackles for losses and five sacks in holding the Bulldogs to just 52 rushing yards and 193 totals yards. On 11 possessions, LSU's defense forced a 3-and-out or a turnover seven times. Offensively, Lee completed 21-of-27 passes for 213 yards and one score, while **Spencer Ware** rushed for 107 yards to lead the Tigers rushing attack. LSU finished with 361 yards of total offense (148, 213 passing) as the Tigers had nearly 38 minutes of possession time.

Scoring

LSU	3	3	3	10	-19
MSU	3	0	3	0	-6

LSU	5:42	1Q	Alleman 21 FG
MSU	0:04	1Q	DePasquale 26 FG
LSU	1:18	2Q	Alleman 42 FG
MSU	5:26	3Q	DePasquale 42 FG
LSU	1:46	3Q	Alleman 41 FG
LSU	11:56	4Q	Randle 19 pass from Lee (Alleman Kick)
LSU	2:53	4Q	Alleman 29 FG

STATISTICAL COMPARISON

Category	LSU	MSU	CONF. (NCAA) RANKING	
			LSU	MSU
Record:	7-2	7-2	--	--
Conference:	3-2	3-2	--	--
Scoring Offense:	29.4	30.8	8 (57)	6 (48)
Total Offense:	391.2	387.1	7 (71)	8 (73)
Rushing Offense:	200.7	156.4	3 (29)	9 (69)
Passing Offense:	190.6	230.7	11(98)	5 (62)
Scoring Defense:	15.3	19.7	3 (10)	6 (23)
Total Defense:	253.1	377.9	2 (3)	9 (48)
Pass Defense:	150.3	290.7	1 (2)	8 (42)
Rushing Defense:	102.8	168.2	3 (12)	11 (71)
KO Ret. Avg.:	21.5	23.0	10 (62)	5 (43)
Punt Ret. Avg.:	7.9	8.5	8 (72)	7 (63)
Time of Poss.:	31:02	30:49	3 (40)	4 (43)
3rd Down Conv.:	53-134	47-118	10 (68)	3 (63)
Opp. 3rd-D Conv:	37-126	46-123	4 (10)	12 (50)
TO Margin:	+11	+13	3 (7)	2 (6)
Net Punting:	39.7	40.5	7 (25)	3 (13)
Fumbles Recovered:	10	9	3 (20)	4 (37)
Passes Intercepted:	13	12	3 (10)	4 (17)
Fumbles Lost:	8	5	4 (60)	1 (20)
Turnovers Gained:	23	21	1 (10)	3 (19)
Turnovers Lost:	12	8	3 (23)	1 (7)
Passing Efficiency:	126.9	139.9	11 (75)	1 (2)
Pass Efficiency Defense	92.8	117.2	2 (3)	5 (29)
Fewest Penalties:	8.3	4.6	13 (114)	4 (24)
Fewest Yards Penalized:	63.3	40.4	13 (91)	6 (21)
Sacks:	2.7	1.6	4 (20)	13 (82)
Tackles for Losses:	7.4	5.2	2 (9)	13 (77)
First Downs:	19.3	20.2	10 (93)	7 (77)
Red Zone Offense:	29-36	29-36	8 (61)	8 (61)
Red Zone Defense:	18-20	8-15	13 (109)	6 (27)

The Series: LSU leads 69-33-3

1896: LSU, 52-0
 1902: LSU, 6-0
 1903: MSU, 11-0
 1905: LSU, 15-0
 1906: Tie, 0-0
 1907: LSU, 23-11
 1908: LSU, 50-0
 1909: LSU, 15-0
 1910: MSU, 3-0
 1911: MSU, 6-0
 1912: MSU, 7-0
 1913: Tie, 0-0
 1915: LSU, 10-0
 1916: LSU, 13-3
 1917: MSU, 9-0
 1919: MSU, 6-0
 1920: MSU, 12-7
 1921: LSU, 17-14
 1922: MSU, 7-0
 1923: MSU, 14-7
 1926: MSU, 7-6
 1927: LSU, 9-7
 1928: LSU, 31-0
 1929: LSU, 31-6
 1930: MSU, 8-6
 1931: LSU, 31-0
 1932: LSU, 24-0
 1933: LSU, 21-6
 1934: LSU, 25-3
 1935: LSU, 28-13
 1936: LSU, 12-0
 1937: LSU, 41-0
 1938: LSU, 32-7
 1939: MSU, 15-12
 1940: MSU, 22-7
 1941: Tie, 0-0
 1942: LSU, 16-6

Nov. 20 at Baton Rouge
 Nov. 27 at Starkville
 Nov. 7 at Starkville
 Dec. 1 at Baton Rouge
 Oct. 27 at Starkville
 Nov. 9 at Baton Rouge
 Nov. 7 at Baton Rouge
 Oct. 16 at Baton Rouge
 Oct. 21 at Columbus
 Nov. 12 at Gulfport
 Nov. 2 at Baton Rouge
 Nov. 15 at Starkville
 Oct. 29 at Baton Rouge
 Nov. 12 at Starkville
 Nov. 29 at Baton Rouge
 Nov. 1 at Starkville
 Oct. 23 at Baton Rouge
 Dec. 3 at Starkville
 Nov. 18 at Baton Rouge
 Dec. 1 at Starkville
 Oct. 23 at Jackson
 Oct. 22 at Jackson
 Oct. 20 at Jackson
 Oct. 19 at Jackson
 Oct. 18 at Jackson
 Oct. 17 at Baton Rouge
 Oct. 15 at Monroe
 Nov. 25 at Monroe
 Nov. 3 at Baton Rouge
 Nov. 9 at Baton Rouge
 Nov. 7 at Baton Rouge
 Nov. 5 at Baton Rouge
 Nov. 5 at Baton Rouge
 Nov. 11 at Baton Rouge
 Nov. 9 at Baton Rouge
 Oct. 11 at Baton Rouge
 Oct. 10 at Baton Rouge

1944: MSU, 13-6
 1945: MSU, 27-20
 1946: LSU, 13-6
 1947: LSU, 21-6
 1948: MSU, 7-0
 1949: LSU, 34-7
 1950: MSU, 13-7
 1951: LSU, 3-0
 1952: MSU, 33-14
 1953: MSU, 26-13
 1954: MSU, 25-0
 1955: LSU, 34-7
 1956: MSU, 32-13
 1957: MSU, 14-6
 1958: LSU, 7-6
 1959: LSU, 27-0
 1960: LSU, 7-3
 1961: LSU, 14-6
 1962: LSU, 28-0
 1963: MSU, 7-6
 1964: LSU, 14-10
 1965: LSU, 37-20
 1966: LSU, 17-7
 1967: LSU, 55-0
 1968: LSU, 20-16
 1969: LSU, 61-6
 1970: LSU, 38-7
 1971: LSU, 28-3
 1972: LSU, 28-14
 1973: LSU, 26-7
 1974: MSU, 7-6
 *1975: MSU, 16-6
 *1976: MSU, 21-13
 1977: LSU, 27-24
 1978: MSU, 16-14
 1979: LSU, 21-3
 1980: MSU, 55-31

Oct. 21 at Baton Rouge
 Nov. 10 at Baton Rouge
 Oct. 5 at Baton Rouge
 Nov. 15 at Baton Rouge
 Nov. 13 at Baton Rouge
 Nov. 12 at Baton Rouge
 Nov. 18 at Baton Rouge
 Nov. 17 at Baton Rouge
 Nov. 15 at Baton Rouge
 Nov. 14 at Baton Rouge
 Nov. 13 at Baton Rouge
 Nov. 15 at Baton Rouge
 Nov. 14 at Baton Rouge
 Nov. 13 at Baton Rouge
 Nov. 12 at Baton Rouge
 Nov. 18 at Baton Rouge
 Nov. 17 at Baton Rouge
 Nov. 16 at Baton Rouge
 Nov. 15 at Jackson
 Nov. 14 at Baton Rouge
 Nov. 12 at Baton Rouge
 Nov. 18 at Baton Rouge
 Nov. 17 at Jackson
 Nov. 16 at Jackson
 Nov. 14 at Baton Rouge
 Nov. 13 at Baton Rouge
 Nov. 12 at Baton Rouge
 Nov. 18 at Baton Rouge
 Nov. 16 at Baton Rouge
 Nov. 15 at Baton Rouge
 Nov. 14 at Baton Rouge
 Nov. 13 at Jackson
 Nov. 18 at Baton Rouge
 Nov. 17 at Baton Rouge
 Nov. 16 at Jackson
 Nov. 15 at Baton Rouge
 Nov. 13 at Jackson
 Nov. 12 at Baton Rouge
 Nov. 18 at Jackson
 Nov. 17 at Baton Rouge
 Nov. 15 at Jackson

1981: MSU, 17-9
 1982: MSU, 27-24
 1983: MSU, 45-26
 1984: MSU, 16-14
 1985: LSU, 17-15
 1986: LSU, 47-0
 1987: LSU, 34-14
 1988: LSU, 20-3
 1989: LSU, 44-20
 1990: MSU, 34-22
 1991: MSU, 28-19
 1992: LSU, 24-3
 1993: LSU, 18-16
 1994: LSU, 44-24
 1995: LSU, 34-16
 1996: LSU, 28-20
 1997: LSU, 24-9
 1998: LSU, 41-6
 1999: MSU, 17-16
 2000: LSU, 45-38(OT)
 2001: LSU, 42-0
 2002: LSU 31-13
 2003: LSU, 41-6
 2004: LSU, 51-0
 2005: LSU, 37-7
 2006: LSU, 48-17
 2007: LSU, 45-0
 2008: LSU, 34-24
 2009: LSU 30-26
 2010: LSU, 29-7
 2011: LSU, 19-6
 * Forfeited to LSU by NCAA

Nov. 14 at Baton Rouge
 Nov. 13 at Starkville
 Nov. 12 at Baton Rouge
 Nov. 17 at Starkville
 Nov. 16 at Baton Rouge
 Nov. 15 at Jackson
 Nov. 14 at Baton Rouge
 Nov. 12 at Starkville
 Nov. 18 at Baton Rouge
 Nov. 17 at Jackson
 Nov. 16 at Baton Rouge
 Sept. 12 at Baton Rouge
 Sept. 11 at Starkville
 Sept. 10 at Baton Rouge
 Sept. 9 at Starkville
 Oct. 26 at Baton Rouge
 Sept. 13 at Starkville
 Oct. 24 at Baton Rouge
 Oct. 23 at Starkville
 Oct. 21 at Baton Rouge
 Oct. 20 at Starkville
 Sept. 28 at Baton Rouge
 Sept. 27 at Starkville
 Sept. 25 at Baton Rouge
 Oct. 1 at Starkville
 Sept. 30 at Baton Rouge
 Aug. 30 at Starkville
 Sept. 27 at Baton Rouge
 Sept. 26 at Starkville
 Sept. 18 at Baton Rouge
 Sept. 15 at Starkville

At Baton Rouge: LSU leads, 46-18-1
 At Starkville: LSU leads, 13-6-2
 At Jackson: LSU leads, 8-7
 At Other Sites: Series tied, 2-2

LSU Tigers Depth Chart

OFFENSE

X	82	James Wright	6-2	203	Jr.
	86	Kadron Boone	6-0	207	Jr.
LT	68	Josh Dworaczyk	6-6	300	Sr.
	73	Chris Davenport	6-4	330	Jr.
	65	Jerald Hawkins	6-6	300	Fr.-HS
LG	70	La'el Collins	6-5	321	So.
	68	Josh Dworaczyk	6-6	300	Sr.
	71	Jonah Austin	6-6	329	Fr.-RS
C	64	P. J. Lonergan	6-4	305	Sr.
	55	Elliott Porter	6-4	300	So.
RG -or-	74	Josh Williford	6-7	334	Jr.
	56	Trai Turner	6-3	306	Fr.-RS
RT	78	Vadal Alexander	6-6	350	Fr.-HS
	55	Elliott Porter	6-4	300	So.
Y	88	Chase Clement	6-5	265	Sr.
	84	Nic Jacobs	6-5	265	So.
	41	Travis Dickson	6-3	230	So.
Z	3	Odell Beckham, Jr.	6-0	187	So.
	10	Russell Shepard	6-1	195	Sr.
	14	Terrence Magee	5-9	212	So.
3-Wide	80	Jarvis Landry	6-0	195	So.
QB	8	Zach Mettenberger	6-5	230	Jr.
	17	Stephen Rivers	6-8	225	Fr.-RS
	1	Rob Bolden	6-4	208	Jr.
RB -or- -or-	11	Spencer Ware	5-11	225	Jr.
	33	Jeremy Hill	6-2	235	Fr.-HS
	27	Kenny Hilliard	6-0	231	So.
	42	Michael Ford	5-10	216	Jr.
FB	44	J.C. Copeland	6-1	272	Jr.
	43	Connor Neighbors	5-11	236	So.

DEFENSE

LE	49	Barkevious Mingo	6-5	240	Jr.
	89	Lavar Edwards	6-5	258	Sr.
	59	Jermauria Rasco	6-3	255	So.
LT -or-	77	Josh Downs	6-1	287	Sr.
	90	Anthony Johnson	6-3	304	So.
	9	Ego Ferguson	6-3	308	So.
RT	18	Bennie Logan	6-3	295	Jr.
	9	Ego Ferguson	6-3	308	So.
	95	Quentin Thomas	6-3	294	Fr.-RS
RE	99	Sam Montgomery	6-5	260	Jr.
	89	Lavar Edwards	6-5	258	Sr.
	87	Chancey Aghayere	6-4	266	Sr.
Sam	23	Lamar Louis	6-0	220	Fr.-HS
	52	Luke Muncie	6-3	210	Jr.
Mike	46	Kevin Minter	6-2	245	Jr.
	22	Ronnie Feist	6-2	230	Fr.-HS
	51	Trey Granier	6-1	227	Fr.-HS
Will	57	Lamin Barrow	6-2	229	Jr.
	45	Deion Jones	6-2	202	Fr.-HS
	35	Lorenzo Phillips	6-2	215	Fr.-HS
LCB	28	Jalen Mills	6-0	185	Fr.-HS
	32	Jalen Collins	6-2	195	Fr.-RS
SS	6	Craig Loston	6-2	205	Jr.
	34	Micah Eugene	5-11	190	Fr.-RS
	12	Corey Thompson	6-2	210	Fr.-HS
FS	1	Eric Reid	6-2	212	Jr.
	26	Ronald Martin	6-1	202	So.
RCB	24	Tharold Simon	6-3	187	Jr.
	13	Dwayne Thomas	6-0	175	Fr.-HS
	19	Derrick Raymond	6-1	175	Fr.-HS
Nickel	34	Micah Eugene	5-11	190	Fr.-RS

PRONUNCIATIONS

Players		
87	Chancey Aghayere	DE
	Ah-gah-yair-ee	
78	Vadal Alexander	OT
	vuh-Dall	
30	Drew Alleman	P/K
	Al-uh-maw	
57	Lamin Barrow	LB
	luh-Meen	
86	Kadron Boone	WR
	Kay-drun	
88	Chase Clement	TE
	Clay-maw	
70	La'el Collins	OG
	Lah-ell	
68	Josh Dworaczyk	RG
	Duh-ross-ic	
22	Ronnie Feist	LB
	Feast	
48	Seth Fruge	HLD
	Fru-zhay	
49	Barkevious Mingo	LB
	Bar-kee-vee-us	
43	Jerqwinick Sandolph	S
	Jer-qwin-ick	
24	Tharold Simon	CB
	Sye-munn	
Coaches		
	Steve Kragthorpe	OC
	Krag-thorpe	
	Greg Studrawa	OL
	Stu-draw-uh	

SPECIAL TEAMS

PK	30	Drew Alleman	5-11	183	Sr.
	30	James Hairston	6-1	220	So.
KO	30	James Hairston	6-1	220	So.
	30	Drew Alleman	5-11	182	Jr.
PR	3	Odell Beckham, Jr.	6-0	187	So.
	80	Jarvis Landry	6-0	195	So.
HOLD	38	Brad Wing	6-3	184	So.
	48	Seth Fruge	5-11	189	Jr.
KOR	42	Michael Ford	5-10	216	Jr.
	80	Jarvis Landry	6-0	195	So.
	3	Odell Beckham, Jr.	6-0	187	So.
P	38	Brad Wing	6-3	197	So.
	38	Jamie Keehn	6-4	222	Fr.-HS
SNP	50	Reid Ferguson	6-2	225	Fr.-HS
	53	Logan Boudreaux	5-11	215	Fr.-RS

LOCATION OF COACHES

On The Field	
Les Miles, head coach	
Steve Kragthorpe, quarterbacks	
Frank Wilson, running backs	
Steve Ensminger, tight ends	
Brick Haley, defensive line	
Adam Henry, wide receivers	
Thomas McGaughey, special teams	
Corey Raymond, defensive backs	
In The Press Box	
John Chavis, defensive coordinator	
Greg Studrawa, offensive coordinator	



87
Chancey Aghayere
 Defensive End
 6-4 • 265 • Sr. • 3L
 Garland, Texas (Garland)

SENIOR SEASON (2012)

One of the veterans of the LSU defensive line with playing time in 39 games ... Has lined up at defensive end and defensive tackle this season ... Earned a PBU versus Idaho ... Credited with an 11-yard sack on an intentional grounding call against Washington.

CAREER HIGHS

Total tackles: 5, twice (Last: vs. Tennessee, 2010)
 Tackles for loss: 1.0, three times (Last: vs. Washington, 2012)
 Sacks: 1.0, twice (Last: vs. Washington, 2012)

AGHAYERE'S CAREER DEFENSIVE STATS

YEAR	G-GS	UT	AT	TT	TFL	SACKS	PBU	QBH	INT	FF	FR
2009	11-3	3	9	12	2.0-6	1.0-3	2	2	0	0	0
2010	12-2	9	12	21	1.5-2	0	1	0	0	0	0
2011	8-0	0	3	3	0	0	0	0	0	0	0
2012	8-0	2	3	5	1.0-11	1.0-11	1	0	0	0	0
Totals	39-5	14	27	41	4.5-19	2.0-14	4	2	0	0	0



25
Kwon Alexander
 Linebacker
 6-2 • 215 • Fr. • HS
 Oxford, Ala. (Oxford)

TRUE FRESHMAN SEASON (2012)

Suffered an ankle injury against Florida and has not played since the injury ... Earned his second career start at Florida and posted two tackles, one TFL and a 15-yard fumble recovery ... Made his first career start against Towson and finished with four tackles, one PBU and one forced fumble ... Picked up three solo tackles and a QB hurry against Washington ... Made his first appearance as a Tiger against North Texas and recovered a fumble late in the game ... A versatile player who can line up at any of the three linebacker positions ... Chosen as a finalist for the High School Butkus Award, given annually to the nation's top linebacker.

CAREER HIGHS

Total tackles: 4 vs. Towson, 2012
 Tackles for loss: 1.0 at Florida, 2012

ALEXANDER'S CAREER DEFENSIVE STATS


YEAR	G-GS	UT	AT	TT	TFL	SACKS	PBU	QBH	INT	FF	FR
2012	6-2	7	4	11	1.0-2	0	1	1	0	1	2-15
Totals	6-2	7	4	11	1.0-2	0	1	1	0	1	2-15



78
Vadal Alexander
 Offensive Tackle
 6-6 • 350 • Fr. • HS
 Buford, Ga. (Buford)

TRUE FRESHMAN SEASON (2012)

Season Totals: 397 snaps, 26 knockdowns ... Has appeared in all nine games with five starts at right tackle ... Played all 84 snaps against Alabama and tallied 5.5 knockdowns ... Earned 3.5 knockdowns in 72 snaps at Texas A&M ... Played 81 snaps against South Carolina and posted a season-best seven knockdowns ... Started at right tackle for the second-straight game at Florida and finished with three knockdowns in 53 snaps ... Made the first start of his career at right tackle against Towson and played all 61 snaps with two knockdown blocks ... Saw extensive action at right tackle against Idaho, playing 32 snaps with five knockdowns ... Competed in three snaps on the o-line versus Washington ... Played his first snaps at LSU in the season opener against North Texas, seeing action in 11 plays ... Enrolled early in the spring of 2012 and used that experience to prepare himself for this fall ... One of the top offensive linemen in the nation as a senior at Buford High School.



30
Drew Alleman
 Placekicker
 5-11 • 183 • Sr. • 1L
 Lafayette, La. (Acadiana)

• 2012 Lou Groza Award Watch List

SENIOR SEASON (2012)

One of the best placekickers in the nation who returns as the starter for the second straight season ... Ranks as the fourth-most accurate kicker in school history at .763 (29 of 38) ... Currently holds the second-longest streak in school history with 94 consecutive made PATs, only trailing David Brownndyke's record of 109 straight ... Holds sole possession of ninth place in LSU career field goals made with 29 ... Ranks second in the SEC in scoring for kickers with an average of 7.9 points per game ... Connected on 1-of-3 field goals against Alabama, hitting from 38 and missing from 54 and 45 ... Made 1-of-2 field goals at Texas A&M, hitting from 28 and missing from 54 yards ... Matched his career high with four field goal attempts against South Carolina and made three (23, 20, 22), missing from 32 ... Hit both field goal attempts at Florida from 31 and 21 yards ... Made 1-2 field goals against Towson, hitting from 23 and missing from 51 ... Converted 1-2 field goals at Auburn, hitting from 30 yards and missing from 34 ... Did not attempt a field goal against Idaho but nailed all nine of his PAT attempts ... Hit a perfect 2-2 on field goals and 5-5 on PATs against Washington ... Made 2-3 field goals in the season opener against North Texas, tying his career long with a 44-yarder while also adding a 30-yarder ... Had a string of 11 straight field goals made snapped when he missed from 34 yards in the second quarter against North Texas ... Finished his junior campaign as a 2011 Lou Groza Award Semifinalist.

CAREER HIGHS

Field Goals Attempted: 4, twice (Last: vs. South Carolina, 2012; First: at Mississippi State, 2011)
 Field Goals Made: 4 at Mississippi State, 2011
 Long FG: 44, twice (Last: vs. North Texas, 2012; First: vs. Oregon, 2011)
 Kickoffs: 8 vs. Oregon, 2011
 Kickoff Yards: 481 vs. Oregon, 2011
 Kickoff Avg.: 65.0 vs. McNeese State, 2010
 Punts: 2 vs. Tulane, 2009
 Punting Yards: 51 vs. Tulane, 2009
 Punting Avg.: 25.5 vs. Tulane, 2009

ALLEMAN'S CAREER FIELD GOAL TOTALS

YEAR	FGM-FGA	1-19	20-29	30-39	40-49	50-99	LG	PAT	POINTS
2011	16-18	2-2	6-6	5-6	3-3	0-1	44	62-63	110
2012	13-20	1-1	6-6	5-8	1-2	0-3	44	32-32	71
Totals	29-38	3-3	12-12	10-14	4-5	0-4	44	94-95	181

ALLEMAN'S CAREER KICKOFF STATS

YEAR	G-GS	NO.	YDS.	AVG.	TB	OB
2009	1-0	0	0	0	0	0
2010	2-0	7	444	63.4	0	0
2011	13-0	13	725	55.8	0	0
2012	9-0	0	0	0	0	0
Totals	25-0	20	1,169	58.45	0	0

ALLEMAN'S CAREER PUNTING TOTALS

YEAR	NO.	YDS.	AVG.	LG	I20	TB
2009	2	51	25.5	33	1	0
2010	0	0	0	0	0	0
2011	0	0	0	0	0	0
2012	0	0	0	0	0	0
Totals	2	51	25.5	33	1	0



57
Lamin Barrow
 Linebacker
 6-2 • 232 • Jr. • 2L
 Marrero, La. (John Ehret)

JUNIOR SEASON (2012)

Is the starter at the Will linebacker position ... Ranks as the team's second-leading tackler with 61 stops ... Recorded eight tackles, one TFL, one fumble recovery and one PBU at Texas A&M ... Set a career high in total tackles for the second straight week as he posted 12 stops against South Carolina, including one TFL and a QB hurry ... Made a career-high nine tackles, including 2.0 TFLs, at Florida ... Credited with two QB hurries, one PBU and six tackles versus Towson ... Finished second on the team with six total tackles, including one TFL and a QB hurry, at Auburn ... Led the team with eight tackles against North Texas ... Third-leading tackler for the Tigers against Washington with five stops.

CAREER HIGHS

Total tackles: 12 vs. South Carolina, 2012
 Tackles for loss: 2.0 at Florida, 2012

BARROW'S CAREER DEFENSIVE STATS

YEAR	G-GS	UT	AT	TT	TFL	SACKS	PBU	QBH	INT	FF	FR
2010	12-1	8	10	18	0.5-0	0	0	0	0	0	1-0
2011	13-1	4	13	17	1.0-5	0	0	0	0	0	0
2012	9-9	31	30	61	5.0-5	0	2	4	0	0	1-0
Totals	33-11	43	53	96	6.5-10	0	2	4	0	0	2-0



3
Odell Beckham, Jr.
 Wide Receiver
 6-0 • 187 • So. • 1L
 New Orleans, La. (Isidore Newman School)

SOPHOMORE SEASON (2012)

Team leader in receiving yards (493) and second with 30 catches ... Made four receptions for 73 yards against Alabama ... Led the team with four grabs for 78 yards at Florida, including a career-long 56-yard reception ... Set career highs with 128 receiving yards and two TD catches against Towson, becoming the first LSU receiver to catch multiple TDs since Rueben Randle vs. Auburn last year ... His 128 receiving yards against Towson is his first 100-yard receiving game ... Displayed his tremendous athleticism with a 70-yard punt return for a touchdown against North Texas ... Also had a 76-yard return for a TD versus North Texas negated by a block in the back penalty ... A preseason All-SEC selection, he will be counted on as a "go-to" receiver and punt returner.

CAREER HIGHS

Receptions: 8 at Mississippi State, 2011
 Yards: 128 vs. Towson, 2012
 Long: 56 at Florida, 2012
 Touchdowns: 2 vs. Towson, 2012

BECKHAM JR.'S CAREER RECEIVING STATS


YEAR	G-GS	REC.	YDS.	TD	LG
2011	14-9	41	475	2	52
2012	9-9	30	493	2	56
Totals	23-18	71	968	4	56

BECKHAM JR.'S CAREER PUNT RETURN STATS

YEAR	NO.	YDS.	AVG.	TD	LG
2011	9	77	8.6	0	36
2012	24	190	7.9	1	70 (TD)
Totals	33	267	8.1	1	70 (TD)

BECKHAM JR.'S CAREER KICKOFF RETURN STATS

YEAR	NO.	YDS.	AVG.	TD	LG
2011	5	120	24.0	0	34
2012	4	74	18.5	0	34
Totals	9	194	21.5	0	34



4
Alfred Blue
 Running Back
 6-2 • 220 • Jr. • 2L
 Boutte, La. (Hahnville)

JUNIOR SEASON (2012)

Injured against Idaho and has not played since ... Picked up 46 yards and a touchdown on 10 carries against Idaho ... Ran for 101 yards and a touchdown on 14 carries against Washington ... Became the first Tiger to rush for 100 yards in back-to-back games since Stevan Ridley in 2010 and the first to do it in the first two games of a season since Charles Scott in 2008 ... Made his third career start against North Texas and set a career high with 123 rushing yards while tying his personal best of 16 carries ... Joined with Kenny Hilliard to become the first LSU duo each to rush for 100 yards in the season opener since 1982 ... A versatile back who has speed to hit the corner and toughness to run between the tackles ... Started the first three games of the season.

RUSHING CAREER HIGHS

Attempts: 16, twice (Last: vs. North Texas, 2012; First: vs. Kentucky, 2011)
 Yards: 123 vs. North Texas, 2012
 Touchdowns: 2 vs. Western Kentucky, 2011
 Long: 57 at Ole Miss, 2011

RECEIVING CAREER HIGHS


Receptions: 3 vs. Idaho, 2012
 Yards: 22 vs. Idaho, 2012
 Touchdowns: 0
 Long: 14 vs. Washington, 2012

BLUE'S CAREER RUSHING STATS

YEAR	G-GS	ATT.	YDS.	TD	LG
2010	11-1	20	101	1	16
2011	13-1	78	539	7	57
2012	3-3	40	270	2	37
Totals	27-5	138	910	10	57

BLUE'S CAREER RECEIVING STATS

YEAR	G-GS	REC.	YDS.	TD	LONG
2010	11-1	1	1	0	1
2011	13-1	3	-3	0	2
2012	3-3	7	45	0	14
TOTALS	27-5	11	43	0	14



86
Kadron Boone
 Wide Receiver
 6-0 • 207 • Jr. • 2L
 Ocala, Fla.
 (Trinity Catholic)

JUNIOR SEASON (2012)

One of the most experienced receivers having played in all 36 games in his career with eight starts ... Leads the team with four receiving TDs ... Made a career-high tying four grabs for 37 yards against Alabama ... Set a career high with four catches for 49 yards and a spectacular 29-yard TD grab that gave LSU the lead for good at Texas A&M ... Led LSU's receivers with three catches for 49 yards at Auburn, including a 29-yard reception in the third quarter that set up the field goal that turned out to be the game winner ... Caught a TD pass in three straight games to open the season, including a 17-yard catch and run against Idaho ... Caught a touchdown pass on a 32-yard strike from Zach Mettenberger against Washington ... Hauled in two catches for 46 yards, including a 34-yard touchdown against North Texas.

CAREER HIGHS

Receptions: 4, twice (Last: vs. Alabama, 2012; First: at Texas A&M, 2012)
 Yards: 49, twice (Last: at Texas A&M, 2012; First: at Auburn, 2012)
 Touchdowns: 1, six times (Last: at Texas A&M, 2012)
 Long: 34 vs. North Texas, 2012

BOONE'S CAREER RECEIVING STATS

YEAR	G-GS	REC.	YDS.	TD	LONG
2010	13-0	4	52	0	24
2011	14-4	7	82	2	21
2012	9-4	19	269	4	34
TOTALS	36-8	30	403	6	34



88
Chase Clement
 Tight End
 6-5 • 265 • Sr. • 3L
 Thibodaux, La. (E.D. White)

• 2012 Mackey Award Watch List

SENIOR SEASON (2012)

Starting tight end for the Tigers ... Played in 49 games with 18 starts ... Has four receptions this season for 44 yards ... Tied his career long with a 27-yard reception against Towson.

CAREER HIGHS

Receptions: 2, twice (Last: at Alabama, 2011)
 Yards: 40 vs. Auburn, 2011
 Touchdowns: 1 at West Virginia, 2011
 Long: 27, twice (Last: vs. Towson, 2012; First: vs. Auburn, 2011)

CLEMENT'S CAREER RECEIVING STATS

YEAR	G-GS	REC.	YDS.	TD	LG
2009	13-0	0	0	0	0
2010	13-8	2	42	0	21
2011	14-1	7	96	1	27
2012	9-9	4	44	0	27
TOTALS	49-18	13	182	1	27



32
Jalen Collins
 Cornerback
 6-0 • 180 • Fr. • RS
 Olive Branch, Miss. (Olive Branch)

REDSHIRT FRESHMAN SEASON (2012)

Made his first career start at Texas A&M and tallied his first interception and finished with five tackles and a PBU ... Made two tackles and a PBU versus South Carolina ... Recorded two PBUs on tipped passes that led to interceptions by Ronald Martin against Idaho ... Saw his first action as a Tiger in the season opener against North Texas ... Athletic defensive back who will see action at one of the cornerback positions in 2012 ... Came on strong in spring drills and was recipient of the "Most Improved" award.

CAREER HIGHS

Total tackles: 5 at Texas A&M, 2012
 PBUs: 2 vs. Idaho, 2012
 Interceptions: 1 at Texas A&M, 2012

COLLINS' CAREER DEFENSIVE STATS

YEAR	G-GS	UT	AT	TT	TFL	SACKS	PBU	QBH	INT	FF	FR
2012	9-1	7	10	17	0-0	0	4	0	1-3	0	0
Totals	9-1	7	10	17	0-0	0	4	0	1-3	0	0



70

La'el Collins

Offensive Guard
6-5 • 321 • So. • 1L
Baton Rouge, La. (Redemptorist)

• 2012 SEC Co-Offensive Lineman of the Week (vs. Alabama)

SOPHOMORE SEASON (2012)

Started all nine games at left guard ... Season Totals: 577 snaps, 43 knockdowns ... Earned SEC Co-Offensive Lineman of the Week honors after he led the team with nine knockdowns in 84 plays against Alabama ... Made 3.5 knockdowns in 72 snaps at Texas A&M ... Set a career high and led the team with 10 knockdowns in 81 plays versus South Carolina ... Recorded three knockdowns in 53 snaps at Florida ... Played 59 snaps against Towson and recorded 2.5 knockdowns ... Saw action in all 70 offensive snaps and produced 5.5 knockdowns at Auburn ... Played 60 snaps and posted one knockdown versus Idaho ... Led the team with 5.5 knockdowns on 62 snaps against Washington ... Made his first career start against North Texas and earned three knockdowns in 36 snaps ... Saw action in 46 snaps on the offensive line in 2011 and posted five knockdown blocks.



44

J.C. Copeland

Fullback
6-1 • 272 • Jr. • 1L
LaGrange, Ga. (Troup County)

JUNIOR SEASON (2012)

Has started eight times in nine games this season ... Caught two passes, including one for 42 yards, against Alabama ... Made his first career reception for seven yards at Florida ... Carried the ball once for a one-yard TD against Towson ... Rushed for a touchdown in back-to-back games after he scored from one yard out versus Washington ... Scored his first career touchdown on a five-yard dive against North Texas ... A wrecking ball in the backfield for the Tigers who takes pride in blocking defensive linemen ... A converted defensive lineman who enters just his second full season at fullback after making the move from defense to offense as a freshman.

CAREER RUSHING HIGHS

Attempts: 4 vs. North Texas, 2012
Yards: 33 vs. North Texas, 2012
Touchdowns: 1, three (Last: vs. Towson, 2012)
Long: 16 vs. North Texas, 2012

COPELAND'S CAREER RUSHING STATS

YEAR	G-GS	ATT.	YDS.	TD	LONG
2010	4-0	0	0	0	0
2011	14-4	2	0	0	0
2012	9-8	16	61	3	16
TOTALS	27-12	18	61	3	16

COPELAND'S CAREER RECEIVING STATS

YEAR	G-GS	REC.	YDS.	TD	LONG
2010	4-0	0	0	0	0
2011	14-4	0	0	0	0
2012	9-8	3	54	0	42
TOTALS	27-12	3	54	0	42



77

Josh Downs

Defensive Tackle
6-1 • 287 • Sr. • 3L
Bastrop, La. (Bastrop)

SENIOR SEASON (2012)


One of LSU's most experienced interior defensive linemen having played in 44 games ... Recorded 0.5 tackles for a loss against Alabama ... Tallied his second career sack and earned a career-best 1.5 TFLs against South Carolina ... Started at Florida and recorded half a sack ... Made his second career start against North Texas and finished with four tackles.

CAREER HIGHS

Total tackles: 4, twice (Last: vs. North Texas, 2012; First: vs. Auburn, 2009)
Tackles for loss: 1.5 vs. South Carolina, 2012
Sacks: 1, twice (Last: vs. South Carolina, 2012; First: vs. North Carolina, 2010)

DOWN'S' CAREER DEFENSIVE STATS

YEAR	G-GS	UT	AT	TT	TFL	SACKS	PBU	QBH	INT	FF	FR
2009	11-0	2	7	9	3.5-8	0	0	0	0	0	0
2010	12-0	2	8	10	2.0-12	1.0-9	0	0	0	0	0
2011	12-1	3	6	9	0.5-1	0	0	1	0	0	0
2012	9-6	1	10	11	2.5-16	1.5-13	0	0	0	0	0
TOTALS	44-7	8	31	39	8.5-37	2.5-22	0	1	0	0	0



68

Josh Dworaczuk

Offensive Lineman
6-6 • 300 • Sr. • 3L
New Iberia, La. (Catholic-New Iberia)

SENIOR SEASON (2012)

Moved to left tackle after Chris Faulk went down before the Washington game and has started and played as a backup at that spot ... Season Totals: 441 snaps, 21.5 knockdowns ... Made a third straight start at left tackle against Alabama and posted 4.5 knockdowns in 84 snaps ... Started at left tackle for the second-straight game at Texas A&M and played 72 snaps with 3.5 knockdowns ... Started at left tackle versus South Carolina and tallied two knockdowns in 81 snaps ... Played nine snaps and earned one knockdown at Florida ... Did not play against Towson ... Earned 4.5 knockdowns in 70 snaps at Auburn ... Was in on 28 plays against Idaho and registered 1.5 knockdowns ... Recorded three knockdowns in 66 snaps making his first career start at left tackle against the Huskies ... Played in 31 snaps against North Texas and tallied 1.5 knockdowns ... LSU's most experienced offensive lineman entering the 2012 season ... Granted a sixth year of eligibility by the NCAA after missing the entire 2011 season with a knee injury ... Has appeared in 45 career games ... A bright student in the classroom who has twice been named to the SEC Academic Honor Roll ... Has already earned his first undergraduate degree having done so in May 2011 and is currently pursuing a second degree in sports administration.



89

Lavar Edwards

Defensive End
6-5 • 258 • Sr. • 3L
Gretna, La. (Desire Street Academy)

SENIOR SEASON (2012)


Registered a sack for the second-straight game at Florida ... Earned a career-high seven tackles, including 1.5 sacks, against Towson ... Intercepted a pass and returned it 23 yards for a touchdown against Idaho and also made 0.5 TFL ... His INT for a TD against Idaho was the first pick-six for an LSU defensive lineman since Marcus Spears returned an INT 35 yards for a TD against Mississippi State in 2004 ... Recorded LSU's first sack of the season for a six-yard loss against Washington ... Made his 10th career start in the opener against North Texas and posted a tackle for a loss ... Rotates at both defensive end positions as well as defensive tackle in certain packages.

CAREER HIGHS

Total tackles: 7 vs. Towson, 2012
Tackles for loss: 2 vs. Louisiana Tech, 2009
Sacks: 1.5 vs. Towson, 2012
Interceptions: 1, twice (Last: vs. Idaho, 2012; First: vs. Ole Miss, 2010)

EDWARDS' CAREER DEFENSIVE STATS

YEAR	G-GS	UT	AT	TT	TFL	SACKS	PBU	QBH	INT	FF	FR
2009	12-1	9	14	23	4.5-21	2.5-16	2	1	0	1	0
2010	13-7	9	12	21	4.0-23	2.5-18	1	0	1-17	1	1-29
2011	14-1	9	17	26	4.5-16	1.0-5	2	2	0	0	1-0
2012	9-4	9	9	18	6.0-39	3.5-24	0	3	1-23	0	0
TOTALS	48-13	36	52	88	19.0-99	9.5-63	5	6	2-40	2	2-29



34

Micah Eugene

Safety
5-11 • 190 • Fr. • RS
Lafayette, La. (Acadiana HS)

REDSHIRT FRESHMAN SEASON (2012)

Tied for third on the team with 3.0 sacks this season ... Credited with four tackles at Texas A&M ... Posted two solo sacks at Auburn in a game that LSU finished with 14.0 TFLs ... Earned a sack against Washington on his second career tackle and also tallied a PBU against the Huskies ... Played in his first game as a Tiger and made one tackle against North Texas ... Talented defensive back who will primarily backup Craig Loston at the strong safety position in 2012 ... A recipient of the "Most Improved" award for outstanding work during 2012 spring drills.

CAREER HIGHS

Total tackles: 4 at Texas A&M, 2012
Tackles for loss: 2.0 at Auburn, 2012
Sacks: 2.0 at Auburn, 2012

EUGENE'S CAREER DEFENSIVE STATS

YEAR	G-GS	UT	AT	TT	TFL	SACKS	PBU	QBH	INT	FF	FR
2012	9-0	13	5	18	3.0-14	3.0-14	1	0	0	0	0
TOTALS	9-0	13	5	18	3.0-14	3.0-14	1	0	0	0	0




76
Chris Faulk
 Offensive Tackle
 6-6 • 323 • Jr. • 2L
 Slidell, La. (Northshore)

- 2012 Lombardi Award Watch List
- 2012 Outland Trophy Watch List

JUNIOR SEASON (2012)

Suffered what appears to be a season-ending knee (right) injury during practice the week of the Washington game ... Was the returning starter at left tackle for LSU ... Has started 16 times in 26 career games played ... Played 67 snaps versus North Texas and posted 4.5 knockdowns ... One of the best offensive linemen in the Southeastern Conference ... Posted 73.5 knockdowns in 768 plays at left tackle in 2011.



22
Ronnie Feist
 Linebacker
 6-2 • 230 • Fr. • HS
 Edgar, La. (West St. John)

TRUE FRESHMAN SEASON (2012)

Saw his first action against North Texas ... A top linebacker prospect who will bring the combination of speed and strength to the field for LSU ...

Graduated early and enrolled at LSU in spring 2012.

FEIST'S CAREER DEFENSIVE STATS

YEAR	G-GS	UT	AT	TT	TFL	SACKS	PBU	QBH	INT	FF	FR
2012	5-0	1	2	3	0	0	0	0	0	0	0
TOTALS	5-0	1	2	3	0	0	0	0	0	0	0



9
Ego Ferguson
 Defensive Tackle
 6-3 • 308 • So. • 1L
 Frederick, Md. (Hargrave (Va.) Military Academy)

SOPHOMORE SEASON (2012)

Registered half a tackle for a loss against Washington ... Serves as a backup at defensive tackle for the second straight season ... Possesses tremendous size and strength and lends great depth.

CAREER HIGHS

Total tackles: 4 vs. Florida, 2011

Tackles for loss: 0.5, twice (Last: vs. Washington, 2012; First: vs. Kentucky, 2011)

FERGUSON'S CAREER DEFENSIVE STATS

YEAR	G-GS	UT	AT	TT	TFL	SACKS	INT	PBU	QBH	FF	FR
2011	13-0	3	10	13	0.5-0	0	0	1	0	0	0
2012	9-0	1	5	6	0.5-1	0	0	0	0	0	0
Totals	22-0	4	15	19	1.0-1	0	0	1	0	0	0



50
Reid Ferguson
 Long Snapper
 6-2 • 235 • Fr. • HS
 Buford, Ga. (Buford)

TRUE FRESHMAN SEASON (2012)

Handles all snapping duties for the Tigers ... Made his LSU debut against North Texas and has made every snap on punts, field goals and PAT attempts this season ... Graduated early from Buford High School and enrolled at LSU in spring 2012 ... An accurate and powerful long snapper with strong blocking ability.

Handles all snapping duties for the Tigers ... Made his LSU debut against North Texas and has made every snap on punts, field goals and PAT attempts this season ... Graduated early from Buford High School and enrolled at LSU in spring 2012 ... An accurate and powerful long snapper with strong blocking ability.



42
Michael Ford
 Running Back
 5-10 • 216 • Jr. • 2L
 Leesville, La. (Leesville)

JUNIOR SEASON (2012)

Ranks fifth in the SEC in kickoff return average at 24.2 yards a return ... Ran for 78 yards and one touchdown on 11 carries at Texas A&M ... Led the team with 11 carries for 76 yards and one TD against Towson ... Scored LSU's lone touchdown in the victory at Auburn on a one-yard scamper and finished the game with 41 yards on eight carries, an average of 5.1 yards a run ... Returned kickoffs for the first time in his career against Idaho and finished with three returns for 99 yards and a long of 42 ... Picked up 50 yards rushing on eight carries against North Texas ... One of the most experienced running backs on the squad ... Has played in 33 games with five career starts.

CAREER HIGHS

Attempts: 14 vs. Oregon, 2011

Yards: 96, twice (Last: vs. Arkansas, 2011; First: vs. Oregon, 2011)

Touchdowns: 2, four times (Last: at West Virginia, 2011)

Long: 49 vs. Arkansas, 2011

FORD'S CAREER RUSHING STATS

YEAR	G-GS	ATT.	YDS.	TD	LG
2010	10-2	45	244	3	36 (TD)
2011	14-3	127	756	7	49
2012	9-0	63	370	3	22
Totals	33-5	235	1,370	13	49

FORD'S CAREER RECEIVING STATS

YEAR	G-GS	REC.	YDS.	TD	LG
2010	10-2	2	30	1	27
2011	14-3	4	10	0	6
2012	9-0	1	2	0	2
Totals	33-5	7	42	1	27

FORD'S CAREER KICKOFF RETURN STATS

YEAR	NO.	YDS.	AVG.	TD	LG
2010	0	0	0	0	0
2011	0	0	0	0	0
2012	9	218	24.2	0	42
Totals	9	218	24.2	0	42



30
James Hairston
 Kickoff/Placekicker
 6-1 • 220 • So. • 1L
 Dallas, Texas (Jesuit College Prep School)

SOPHOMORE SEASON (2012)

Possesses a strong leg and serves as the kickoff specialist for the second straight season ... Has produced 37 touchbacks in his career, including 21 in 2012 ... Great accuracy and control on his kicks, as he has never had a ball go out of bounds on a kickoff ... Set career highs with 10 kickoffs and 642 kickoff yards against Idaho, including four touchbacks ... Kicked off eight times against North Texas with four touchbacks with an average of 62.5 yards (reaching the three-yard line).

CAREER HIGHS

Kickoffs: 10 vs. Idaho, 2012


Kickoff Yards: 642 vs. Idaho, 2012

Kickoff Avg.: 67.3 at Tennessee, 2011

Touchbacks: 5, twice (Last: vs. Washington, 2012; First: vs. Arkansas, 2011)

HAIRSTON'S CAREER KICKOFF STATS

YEAR	G-GS	NO.	YDS.	AVG.	TB	OB
2011	11-0	70	4,601	65.7	16	0
2012	9-0	53	3,277	61.8	21	0
Totals	20-0	123	7,878	64.0	37	0



33

Jeremy Hill

Running Back
6-2 • 235 • Fr. • HS
Baton Rouge, La. (Redemptorist)

• 2012 SEC Co-Freshman Player of the Week (vs. So Car)

TRUE FRESHMAN SEASON (2012)

LSU's leading rusher with 429 yards and six TDs ... Made his first career start and rushed for 107 yards and one touchdown on a career-high 29 carries against Alabama ... Became the first LSU running back to rush for 100 yards or more in three straight games since Charles Scott did it in the first four games of the 2008 season ... His 29 carries against Alabama are the most in a game by an LSU running back since Joseph Addai rushed 32 times against Florida in 2005 ... Set a career high for the second straight game as he rushed for 127 yards - 101 in the second half - and one TD on 18 carries at Texas A&M, including a 47-yard TD scamper late in the fourth quarter ... Earned SEC Co-Freshman of the Week honors after he set a career high with 124 rushing yards, with 118 coming in the second half, and scored two touchdowns on 17 carries against South Carolina ... Caught a screen pass and took it 20 yards at Florida ... Made his first career reception for four yards against Towson ... Saw his first action as a Tiger against Idaho and rushed 10 times for 61 yards and two touchdowns ... The biggest of LSU's running backs, he is a force between tackles ... One of the top running backs coming out of Louisiana in 2010.

CAREER HIGHS

Attempts: 29 vs. Alabama, 2012
Yards: 127 at Texas A&M, 2012
Touchdowns: 2, twice (Last: vs. South Carolina, 2012; First: vs. Idaho, 2012)
Long: 50 vs. South Carolina, 2012

HILL'S CAREER RUSHING STATS

YEAR	G-GS	ATT.	YDS.	TD	LG
2012	7-1	77	429	6	50
Totals	7-1	77	429	6	50

HILL'S CAREER RECEIVING STATS

YEAR	G-GS	REC.	YDS.	TD	LG
2012	7-1	7	64	0	21
Totals	7-1	7	64	0	21



27

Kenny Hilliard

Running Back
6-0 • 231 • So. • 1L
Patterson, La. (Patterson)

SOPHOMORE SEASON (2012)

LSU's second-leading rusher with 420 yards and six TDs on 71 carries ... Has produced 14 rushing touchdowns in 21 career games played ... Did not play against Alabama ... Made his first career start at Auburn and tallied 40 yards rushing on 10 carries ... Recorded three straight multi-rushing touchdown games, becoming the first LSU player to do it since LaBrandon Toefield in 2001 (3 vs. Ala, 2 vs. Middle Tenn., 3 vs. Ark) ... Became the first LSU RB to rush for 2 TDs in each of the first three games of the season since Charles Alexander in 1978 ... Cracked the century mark rushing for the second time this season and third in his career with 116 yards and two touchdowns against Idaho ... Ran for two TDs and 46 yards against Washington ... Rushed for a career-high 141 yards and 2 TDs on 13 carries against North Texas ... Joined with Alfred Blue to become the first duo of LSU running backs each to eclipse 100 yards rushing in a season opener since 1982 ... Nephew of former LSU and New Orleans Saints standout running back Dalton Hilliard.

CAREER HIGHS

Attempts: 19 vs. Arkansas, 2011
Yards: 141 vs. North Texas, 2012
Touchdowns: 2, six times (Last: vs. Idaho, 2012; First: vs. Auburn, 2011)
Long: 71 vs. Idaho, 2012

HILLIARD'S CAREER RUSHING STATS

YEAR	G-GS	ATT.	YDS.	TD	LG
2011	13-0	62	336	8	25
2012	8-1	71	420	6	71
Totals	21-1	133	756	14	71

HILLIARD'S CAREER RECEIVING STATS

YEAR	G-GS	REC.	YDS.	TD	LG
2011	13-0	3	13	1	8
2012	8-1	2	17	0	10
Totals	21-1	5	30	1	10



84

Nic Jacobs

Tight End
6-5 • 265 • So. • SQ
Many, La. (Many)

SOPHOMORE SEASON (2012)

Has seen action in 19 career games with one start ... Caught two balls for 15 yards against Alabama ... Made the first start of his career at Florida and had two catches for 22 yards ... Made the first catch of his career for 21 yards against Towson ... Listed as the No. 2 tight end behind Chase Clement ... Served as a backup tight end and special teams contributor as a redshirt freshman.

JACOBS' CAREER RECEIVING STATS

YEAR	G-GS	REC.	YDS.	TD	LG
2011	10-0	0	0	0	0
2012	9-1	5	58	0	21
Totals	19-1	5	58	0	21



90

Anthony Johnson

Defensive Tackle
6-3 • 304 • So. • 1L
New Orleans, La. (O. Perry Walker)

SOPHOMORE SEASON (2012)


Has played in 23 games with three starts ... Ranks 10th in the SEC and is third on the team with 8.0 TFLs ... Made one TFL versus South Carolina and at Texas A&M ... Posted half a sack at Florida ... Credited with half a sack, 1.0 TFLs and five tackles against Towson ... Tallied his second career sack and made 2.0 TFLs at Auburn ... Made the first start of his career against Idaho and led the team with 1.5 TFLs and added five tackles ... Earned half a tackle for a loss versus Washington ... Made his presence known against North Texas when he earned a half tackle for a loss, a PBU and a QB hurry ... Tremendous talent who plays in the defensive tackle rotation.

CAREER HIGHS

Total tackles: 5, twice (Last: vs. Towson, 2012; First: vs. Idaho, 2012)
Tackles for loss: 2.0, twice (Last: at Auburn, 2012; First: at Mississippi State, 2011)
Sacks: 1.0, twice (Last: at Auburn, 2012; First: at Mississippi State, 2011)

JOHNSON'S CAREER DEFENSIVE STATS

YEAR	G-GS	UT	AT	TT	TFL	SACKS	PBU	QBH	INT	FF	FR
2011	14-0	6	6	12	3.0-10	1.0-5	0	0	0	0	0
2012	9-3	10	15	25	8.0-24	2.0-13	1	2	0	0	0
Totals	23-3	16	21	37	11.0-34	3.0-18	1	2	0	0	0



45

Deion Jones

Linebacker
6-2 • 202 • Fr. • HS
New Orleans, La. (Jesuit)

TRUE FRESHMAN SEASON (2012)


Recorded three tackles and one TFL at Texas A&M ... Tallied two QB hurries against Towson ... Made his second career tackle for a loss at Auburn ... Posted a tackle for a loss and a quarterback hurry in his first game as a Tiger against North Texas ... Backup at the Will linebacker who sees significant action on special teams ... Highly regarded linebacker out of New Orleans ... Goes by the nickname "Debo."

CAREER HIGHS

Total tackles: 3 at Texas A&M, 2012
Tackles for loss: 1.0, three times (Last: at Texas A&M, 2012; First: vs. North Texas, 2012)

JONES' CAREER DEFENSIVE STATS

YEAR	G-GS	UT	AT	TT	TFL	SACKS	PBU	QBH	INT	FF	FR
2012	9-0	6	8	14	3.0-12	0	0	3	0	0	0
Totals	9-0	6	8	14	3.0-12	0	0	3	0	0	0



38

Jamie Keehn

Punter
6-4 • 222 • Fr. • HS
Queensland, Australia (The Rock Hampton GS)


TRUE FRESHMAN SEASON (2012)
Filled in for an injured Brad Wing against North Texas and punted three times for an average 41 yards with a long of 51 and one punt inside the 20-yard line ... Did not play football in high school ... Spent time at Prokirk Australia where he developed his punting ability after high school.

KEEHN'S CAREER HIGHS

Punts: 3 vs. North Texas, 2012
Punting Yards: 123 vs. North Texas, 2012
Punting Avg.: 41.0 vs. North Texas, 2012
Long: 51 vs. North Texas, 2012

KEEHN'S CAREER PUNTING TOTALS

YEAR	NO.	YDS.	AVG.	LG	I20	TB	50+
2012	3	123	41.0	51	1	0	1
Totals	3	123	41.0	51	1	0	1



80

Jarvis Landry

Wide Receiver
6-1 • 195 • So. • 1L
Lutcher, La. (Lutcher)

SOPHOMORE SEASON (2012)
Leads the team with 31 receptions and second in yards (292) and TDs (2) ... Tied his career high and led the team with eight catches against Alabama for 76 yards and a 14-yard TD reception ... Led the team with four catches for 55 yards against South Carolina ... Recovered a muffed punt against Towson ... Recovered the muffed punt in the third quarter that led to LSU's game-winning field goal at Auburn ... Scored the first touchdown of his career on a seven-yard pass from Zach Mettenberger against Idaho and finished with five catches for 35 yards ... Led all receivers with a career-high eight receptions and 82 yards against North Texas ... Contributes heavily on special teams, including kickoff returns and coverage ... Fantastic receiver with outstanding hands, great route-running ability and solid speed.

CAREER HIGHS

Receptions: 8, twice (Last: vs. Alabama, 2012; First: vs. North Texas, 2012)
Yards: 82 vs. North Texas, 2012
Long: 33 vs. North Texas, 2012
Touchdowns: 1, twice (Last: vs. Alabama, 2012; First: vs. Idaho, 2012)

LANDRY'S CAREER RECEIVING STATS

YEAR	G-GS	REC.	YDS.	TD	LG
2011	14-1	4	43	0	20
2012	9-0	31	292	2	33
Totals	23-1	35	335	2	33

LANDRY'S CAREER KICKOFF RETURN STATS

YEAR	NO.	YDS.	AVG.	TD	LG
2011	1	11	11.0	0	11
2012	4	76	19.0	0	22
Totals	5	87	17.4	0	22



18

Bennie Logan

Defensive Tackle
6-3 • 295 • Jr. • 2L
Coushatta, La. (Red River)

• 2012 Outland Trophy Watch List

JUNIOR SEASON (2012)

Had a PBU against Alabama ... Earned a sack, 1.5 TFLs and four tackles at Texas A&M ... Credited with an 11-yard sack and forced fumble at Florida ... Posted 0.5 TFLs, one QB hurry and four tackles against Towson ... Tied his career high and led the team with six tackles, including 0.5 TFL, against Idaho ... Recorded a TFL and a QB hurry against Washington ... Opened the season with three tackles and a PBU against North Texas ... Starter at defensive tackle for the second straight year ... One of the leaders of the team ... Will carry on the tradition of the No. 18 jersey that goes to the player that represents the best of what it means to be an LSU Tiger by showing dedication and hard work in every aspect of being a student-athlete.

CAREER HIGHS

Total tackles: 6, twice (Last: vs. Idaho, 2012; First: vs. Western Kentucky, 2011)
Tackles for loss: 3.0 at Mississippi State, 2011
Sacks: 1.0, five times (Last: at Texas A&M, 2012)

LOGAN'S CAREER DEFENSIVE STATS

YEAR	G-GS	UT	AT	TT	TFL	SACKS	PBU	QBH	INT	FF	FR
2010	3-0	1	4	5	0.5-1	0	0	0	0	0	0
2011	14-13	22	35	57	6.5-17	3.0-13	1	1	0	1	0
2012	9-9	8	15	23	5.0-19	2.0-15	2	2	0	1	0
Totals	26-22	31	54	85	12.0-37	5.0-28	3	3	0	2	0



64

P.J. Lonergan

Center
6-4 • 305 • Sr. • 3L
New Orleans, La. (Rummel)

• 2012 Rimington Trophy Watch List

One of the top centers in college football in 2012 ... Is in his third season as starting center ... LSU is 28-6 in games in which he starts ... One of the strongest players ever to play at LSU as he holds the school record in the clean with a 374-pound lift ... Has a career high of 14.5 knockdowns that he recorded in the 2011 season opener against Oregon ... Played in 38 games during his career with 34 starts.

SENIOR SEASON (2012)

Season Totals: 552 snaps, 29 knockdowns ... Played all 84 snaps and registered 3.5 knockdowns versus Alabama ... Led the team with four knockdowns in 72 snaps at Texas A&M ... Played all 81 snaps, posted four knockdowns and anchored a line that paved the way for LSU's best offensive output in an SEC game this year with 406 total yards, including 258 rushing yards against South Carolina ... Posted one knockdown in 52 plays at Florida ... Played 59 snaps and produced 2.5 knockdowns against Towson ... Registered 5.5 knockdowns in 62 snaps at Auburn ... Tallied 2.5 knockdowns in 21 plays against Idaho ... Earned 2.5 knockdowns in 54 plays versus Washington ... Played 67 snaps and tallied 3.5 knockdowns against North Texas in the opener ... Saw action in 677 snaps with 65.5 knockdowns in 2011.



6

Craig Loston

Safety
6-2 • 205 • Jr. • 2L
Aldine, Texas (Eisenhower)

JUNIOR SEASON (2012)

Tied for the team lead with seven tackles versus Alabama ... Set a career high with nine tackles and a TFL at Texas A&M ... Recorded his first interception of the season and second of his career on the final play of the game to seal LSU's win against South Carolina ... Tallied a TFL against Towson ... Registered a tackle for a loss at Auburn ... Did not play against Idaho ... Posted six tackles against North Texas ... A hard-hitting defender who is the starter at strong safety.

CAREER HIGHS

Total tackles: 9 at Texas A&M, 2012
Tackles for loss: 1, four times (Last: at Texas A&M, 2012; First: vs. Ole Miss, 2010)
Interceptions: 1, twice (Last: vs. South Carolina, 2012; First: vs. ULM, 2010)

LOSTON'S CAREER DEFENSIVE STATS

YEAR	G-GS	UT	AT	TT	TFL	SACKS	PBU	QBH	INT	FF	FR
2010	13-2	12	10	22	1.0-3	0	2	0	1-11	0	0
2011	10-0	8	6	14	0	0	1	0	0	1	0
2012	8-8	18	17	35	3.0-8	0	0	0	1-10	0	0
Totals	31-10	38	33	71	4.0-11	0	3	0	2-21	1	0



23

Lamar Louis

Linebacker
6-0 • 220 • Fr. • HS
Breaux Bridge, La. (Breaux Bridge)

TRUE FRESHMAN SEASON (2012)

Started against Alabama ... Earned his first career start against South Carolina and posted two tackles and two QB hurries ... Played extensive minutes at Florida and earned four tackles, including three solo stops ... Saw his first action as a Tiger against Idaho and recorded three tackles ... Did not play in the first two games while recovering from an injury sustained during fall camp ... A talented linebacker who enrolled in the spring.

CAREER HIGHS

Total tackles: 4 at Florida, 2012
Tackles for loss: 0

LOUIS' CAREER DEFENSIVE STATS

YEAR	G-GS	UT	AT	TT	TFL	SACKS	PBU	QBH	INT	FF	FR
2012	7-2	3	6	9	0	0	0	2	0	0	0
Totals	7-2	3	6	9	0	0	0	2	0	0	0



14

Terrence Magee

Wide Receiver/Running Back
5-9 • 212 • So. • SQ
Franklinton, La. (Franklinton)

SOPHOMORE SEASON (2012)

Made his first career reception for seven yards against Idaho ... Made the transition to wide receiver during fall camp but can also line up in the backfield ... Dealt with nagging injuries a year ago but is ready to contribute more as a sophomore.

RUSHING CAREER HIGHS

Attempts: 12 vs. Kentucky, 2011
Yards: 55 at Ole Miss, 2011
Touchdowns: 1 vs. Kentucky, 2011
Long: 35 at Ole Miss, 2011

RECEIVING CAREER HIGHS

Receptions: 1 vs. Idaho, 2012
Yards: 7 vs. Idaho, 2012
Long: 7 vs. Idaho, 2012

MAGEE'S CAREER RUSHING STATS

YEAR	G-GS	ATT.	YDS.	TD	LG
2011	5-0	27	133	1	35
2012	8-0	1	0	0	0
Totals	13-0	28	133	1	35

MAGEE'S CAREER RECEIVING STATS

YEAR	G-GS	REC.	YDS.	TD	LG
2011	5-0	0	0	0	0
2012	8-0	1	7	0	7
Totals	13-0	1	7	0	7



26

Ronald Martin

Safety
6-1 • 202 • So. • 1L
White Castle, La. (White Castle)

SOPHOMORE SEASON (2012)

Tied his career high with five tackles against Alabama ... Forced a fumble at Texas A&M ... Tied his career best with five stops against Towson ... Recorded two interceptions, including one he returned 45 yards for a touchdown, as well as five tackles and 0.5 TFL in his first career start against Idaho ... Opened the season against North Texas with half a tackle for a loss ... Talented athlete who heads into the 2012 season as the backup to Eric Reid at true safety ... Saw action late in the year as a true freshman.

CAREER HIGHS

Total tackles: 5, three times (Last: vs. Alabama, 2012; First: vs. Idaho, 2012)
Tackles for loss: 0.5, twice (Last: vs. Idaho, 2012; First: vs. North Texas, 2012)
Interceptions: 2 vs. Idaho, 2012

MARTIN'S CAREER DEFENSIVE STATS

YEAR	G-GS	UT	AT	TT	TFL	SACKS	PBU	QBH	INT	FF	FR
2011	3-0	2	1	3	0	0	2	0	0	0	0
2012	9-1	13	12	25	1.0-1	0	0	0	2-45	1	0
Totals	12-1	15	13	28	1.0-1	0	2	0	2-45	1	0



8

Zach Mettenberger

Quarterback
6-5 • 230 • Jr. • 1L
Watkinsville, Ga. (Butler (Kan.) Comm. College)

The starting quarterback for LSU after spending last season as the No. 3 QB ... Has developed into a team leader with a great command of the offense ... Spent one year at Georgia before transferring to Butler (Kan.) Community College for the 2010 season ... Played one season at Butler Community College leading him team to an 11-1 record and a berth in the JUCO National Championship Game ... Has played in 14 games at LSU with nine starts.

JUNIOR SEASON (2012)

Season passing stats: 136-233 for 1,717 yards, 8 TDs, 4 INTs ... Ranks ninth in the SEC in passing yards a game at 190.8 ... Set career highs in completions (24), attempts (35) and yards (298) against Alabama with a 14-yard TD to Jarvis Landry ... His 298 passing yards and 24 completions against Alabama represent the most by an LSU quarterback in an SEC game since Matt Flynn threw for 353 yards on 24 completions against Alabama in 2007 ... Completed 11-29 passes for 97 yards and one 29-yard TD to Kadron Boone at Texas A&M ... Finished 12-25 for 148 yards and one interception against South Carolina ... Completed 11-25 passes for 158 yards and one INT at Florida ... Threw for a career-high 238 yards on 15-26 passing with two touchdowns against Towson ... Finished 15-27 for 169 yards with no TDs or INTs at Auburn ... Registered his first multi-touchdown game of his LSU career, finishing 17-22 for 222 yards, two TDs and one INT against Idaho ... Completed 12-18 passes for 195 yards and a touchdown against Washington ... Made his first career start for LSU against North Texas and finished 19-26 for 192 yards with one touchdown and one interception ... His 19 completions are the second most by an LSU quarterback making his first start dating back to 1980.

CAREER HIGHS

Attempts: 35 vs. Alabama, 2012
Completions: 24 vs. Alabama, 2012
Yards: 298 vs. Alabama, 2012
Touchdowns 2, twice (Last: vs. Towson, 2012; First: vs. Idaho, 2012)

METTENBERGER'S CAREER PASSING TOTALS

YEAR	G-GS	COMP.-ATT.-INT.	YDS.	TD	LG
2011	5-0	8-11-0	92	1	24
2012	9-9	136-233-4	1,717	8	56
Totals	14-9	144-244-4	1,809	9	56



28

Jalen Mills

Cornerback
6-0 • 185 • Fr. • HS
DeSoto, Texas (DeSoto)

• 2012 SEC Freshman of the Week (vs. Washington)

TRUE FRESHMAN SEASON (2012)


Ranks fourth on the team with 38 total tackles ... Tallied a PBU and four tackles against Alabama ... Credited with six tackles and one PBU versus Towson ... Made his second interception in as many games and tied for the team lead in tackles with six against Idaho ... Earned SEC Freshman of the Week honors after he made his first career interception and finished with seven tackles and a PBU against Washington ... Earned his first start against North Texas and tallied four tackles ... Showed tremendous ability to pick up the defense and make plays in fall camp ... Took over as a starting cornerback after the dismissal of Tyrann Mathieu.

CAREER HIGHS

Total tackles: 7 vs. Washington, 2012
Interceptions: 1, twice (Last: vs. Idaho, 2012; First: vs. Washington, 2012)
Pass Breakups: 1, three times (Last: vs. Alabama, 2012; First: vs. Washington, 2012)

MILLS' CAREER DEFENSIVE STATS

YEAR	G-GS	UT	AT	TT	TFL	SACKS	PBU	QBH	INT	FF	FR
2012	9-9	26	12	38	0	0	3	0	2-18	0	0
Totals	9-9	26	12	38	0	0	3	0	2-18	0	0



49
Barkevious Mingo
 Defensive End
 6-5 • 240 • Jr. • 2L
 West Monroe, La. (West Monroe)

- 2012 Nagurski Watch List
- 2012 Lombardi Award Watch List
- 2012 Ted Hendricks Award Midseason Watch List

One of the top defensive ends in the country with exceptional quickness and tenacity to get to the quarterback ... Tremendous leadership qualities and was honored with the Tigers' most prestigious spring award in 2012, the Jimmy Taylor Award for outstanding leadership, effort and performance ... Has tallied 25 tackles for a loss in his career ... Has played in 36 games with 11 starts.

JUNIOR SEASON (2012)


Tied for fourth in the SEC with two fumble recoveries ... Recorded a PBU and 0.5 tackles for a loss against Alabama ... Earned a sack, three solo tackles, one fumble recovery, one PBU and one QB hurry at Texas A&M ... Tallied a sack and a QB hurry along with four tackles against South Carolina ... Registered three solo tackles and one fumble recovery at Florida ... Posted his first sack of the season and finished with two QB hurries and four tackles against Towson ... Credited with three QB hurries at Auburn ... Earned a PBU and a QB hurry versus Washington ... Made his sixth career start against North Texas and tallied six tackles, one TFL and one QB hurry ... Is the full-time starter at left defensive end after splitting time with Kendrick Adams in 2011.

CAREER HIGHS

Total tackles: 8 vs. Western Kentucky, 2011
 Tackles for loss: 3.0 vs. Arkansas, 2011
 Sacks: 2.0, twice (Last: vs. Arkansas, 2011; First: vs. Auburn, 2011)

MINGO'S CAREER DEFENSIVE STATS

YEAR	G-GS	UT	AT	TT	TFL	SACKS	PBU	QBH	INT	FF	FR
2010	13-1	18	17	35	5.5-41	2.5-21	6	4	0	2	1-0
2011	14-4	21	25	46	15.0-93	8.0-60	2	11	0	1	0
2012	9-6	15	10	25	4.5-24	3.0-17	3	9	0	0	2-0
Totals	36-11	54	52	106	25.0-158	13.5-98	11	24	0	3	3-0



46
Kevin Minter
 Linebacker
 6-2 • 245 • Jr. • 2L
 Suwanee, Ga. (Peachtree Ridge)

- 2012 Walter Camp Nat Def Player of the Week (at A&M)
- 2012 Chuck Bednarik Nat Def Player of the Week (at A&M)
- 2012 Bronko Nagurski Nat Def Player of the Week (at A&M)
- 2012 SEC Defensive Player of the Week (at Texas A&M)
- 2012 SEC Co-Defensive Player of the Week (at Florida)
- 2012 Butkus Award Semi-finalist

JUNIOR SEASON (2012)

Leads the team with 82 total tackles and is second with 9.5 tackles for a loss ... Ranks fifth in the SEC in tackles and seventh in TFLs ... Tied for the team lead with seven tackles against Alabama, and he added a PBU and QB hurry against the Tide ... Racked up several national and SEC Defensive Player of the Week awards after he led the team in tackles for the fifth time this season with 12 stops at Texas A&M, one sack, his first career interception, one PBU and two QB hurries ... Racked up nine tackles and one QB hurry versus South Carolina ... Earned SEC Co-Defensive Player of the Week honors after a record-breaking performance at Florida in which he had a career-high 20 tackles (17 solo), 3.0 TFLs, 2.0 sacks and one forced fumble ... His 20 tackles against the Gators are 1) the second-most of anyone in the nation this season, 2) the most by any SEC player since 2010, 3) the second-most in LSU history in a single game, equaling the total that Rudy Harmon (1988) and Toby Caston (1986) produced, 4) one short of the school-record 21 recorded by Al Richardson versus South Carolina in 1982 ... His 17 solo tackles at Florida are the most by anyone in the nation this season and shattered the school record, eclipsing the mark of 15 set by Ali Highsmith (2007), Trev Faulk (2000) and Charles Smith (1999) ... Led the team with nine stops, including 1.5 TFLs, against Towson ... Posted four solo tackles and one TFL at Auburn ... Tied for the team lead with six tackles against Idaho and added 1.5 TFLs ... Tallied nine tackles, 0.5 TFLs and two PBUs against Washington ... Compiled six tackles, one tackle for a loss and one PBU against North Texas ... Starting middle linebacker for the second straight year ... Leader of an otherwise young group of linebackers.

CAREER HIGHS

Total tackles: 20 at Florida, 2012
 Tackles for loss: 3.0 at Florida, 2012
 Sacks: 2.0 at Florida, 2012
 Interceptions: 1 at Texas A&M, 2012

MINTER'S CAREER DEFENSIVE STATS

YEAR	G-GS	UT	AT	TT	TFL	SACKS	PBU	QBH	INT	FF	FR
2010	11-0	5	10	15	0	0	0	0	0	0	0
2011	14-11	21	40	61	3.5-15	1.0-7	1	0	0	1	1-0 (TD)
2012	9-9	39	43	82	9.5-36	3.0-23	5	4	1-4	1	0
Totals	34-20	65	93	158	13.0-51	4.0-30	6	4	1-4	2	1-0 (TD)



99
Sam Montgomery
 Defensive End
 6-5 • 260 • Jr. • 2L
 Greenwood, S.C. (Greenwood)

- 2012 SEC Defensive Lineman of the Week (vs. So. Car.)
- 2012 SEC Defensive Player of the Week (at Auburn)
- 2012 SEC Co-Defensive Lineman of the Week (vs. Wash.)
- 2012 Lott IMPACT Trophy Quarterfinalist
- 2012 Bednarik Award Semifinalist
- 2012 Nagurski Award Watch List
- 2012 Lombardi Award Watch List
- 2012 Ted Hendricks Award Midseason Watch List

One of college football's most dominant defensive ends ... A returning first-team All-American who teams with Barkevious Mingo to form one of the nation's most terrorizing defensive end tandems ... Has tallied 29.5 tackles for a loss, which ranks 10th in LSU career history ... Racked up 16.0 sacks in his career, one shy of Anthony McFarland (1995-98) for 10th place in LSU career history ... Has played in 28 games with 24 starts.

JUNIOR SEASON (2012)

Ranks fifth in the SEC in sacks with 5.0 and fifth in tackles for a loss with 10.0 ... Leads the team in sacks and TFLs ... Recorded a sack, recovered a fumble and earned three tackles against Alabama ... Posted half a TFL and a PBU at Texas A&M ... Picked up SEC Defensive Lineman of the Week honors after he tied his career high with 2.0 sacks and forced a fumble against South Carolina ... Tallied 0.5 TFLs against Towson ... Earned SEC Defensive Player of the Week honors after he set a career high with 3.5 TFLs, including a sack, at Auburn and scored the first points of the game when he was credited with a safety after tackling an Auburn running back in the endzone ... Tallied one tackle for a loss against Idaho ... Picked up SEC Co-Defensive Lineman of the Week recognition after he provided constant pressure on Washington, finishing with three QB hurries, one sack and 1.5 TFL ... Appeared in the opener against North Texas but did not record a statistic ... Listed as the starting right defensive end.

CAREER HIGHS

Total tackles: 6, five times (Last: at Alabama, 2011)
 Tackles for loss: 3.5 at Auburn, 2012
 Sacks: 2.0, twice (Last: vs. South Carolina, 2012; First: at Alabama, 2011)

MONTGOMERY'S CAREER DEFENSIVE STATS

YEAR	G-GS	UT	AT	TT	TFL	SACKS	PBU	QBH	INT	FF	FR
2010	5-5	6	12	18	6.0-25	2.0-16	0	0	0	0	0
2011	14-11	23	26	49	13.5-63	9.0-55	0	1	0	1	0
2012	9-8	13	13	26	10.0-39	5.0-25	1	3	0	1	1-0
Totals	28-24	42	51	93	29.5-127	16.0-96	1	4	0	2	1-0



52
Luke Muncie
 Linebacker
 6-3 • 210 • Jr. • 2L
 Klein, Texas (Oak)

JUNIOR SEASON (2012)


Registered the first interception of his career at Auburn ... Recorded a tackle for a loss versus Washington ... Made the first start of his career against North Texas and tallied a career-high four tackles ... Talented linebacker who is the starting Sam linebacker ... Stood out on special teams coverage as a sophomore ... Seen action in 28 career games.

CAREER HIGHS

Total tackles: 4 vs. North Texas, 2012
 Tackles for loss: 1.0 vs. Washington, 2012
 Interceptions: 1 at Auburn, 2012

MUNCIE'S CAREER DEFENSIVE STATS

YEAR	G-GS	UT	AT	TT	TFL	SACKS	PBU	QBH	INT	FF	FR
2010	6-0	0	2	2	0	0	0	0	0	0	0
2011	14-0	6	7	13	0.5-0	0	1	0	0	0	0
2012	8-4	6	4	10	1.0-2	0	0	0	1-0	0	0
Totals	28-4	12	13	25	1.5-2	0	1	0	1-0	0	0



43

Connor Neighbors


Fullback
5-11 • 236 • So. • SQ
Huntsville, Ala. (Huntsville)

SOPHOMORE SEASON (2012)

Played in 14 games during his career with no starts ... Made his first career carry against Washington and picked up five yards ... Backup fullback behind J.C. Copeland ... Good blocker who is extremely strong and aggressive.

NEIGHBORS' CAREER RUSHING STATS

YEAR	G-GS	ATT.	YDS.	TD	LG
2010	1-0	0	0	0	0
2011	4-0	0	0	0	0
2012	9-0	1	5	0	5
Totals	14-0	1	5	0	5



35

Lorenzo Phillips

Linebacker
6-2 • 215 • Fr. • HS
Patterson, La. (Patterson)

TRUE FRESHMAN SEASON (2012)

Tallied his first career tackle against Towson ... Made his first appearance as a Tiger against North Texas but did not record a stat ... Another in a group of athletic freshmen linebackers ... Listed as third string at the Will linebacker spot.

PHILLIPS' CAREER DEFENSIVE STATS

YEAR	G-GS	UT	AT	TT	TFL	SACKS	PBU	QBH	INT	FF	FR
2012	4-0	1	0	1	0	0	0	0	0	0	0
Totals	4-0	1	0	1	0	0	0	0	0	0	0



55

Elliott Porter

Center
6-4 • 300 • So. • SQ
Waggaman, La. (Kentucky)

SOPHOMORE SEASON (2012)

Season Totals: 70 snaps, 4 knockdowns ... Saw one offensive snap against Alabama ... Played two offensive snaps against South Carolina and at Texas A&M ... Only played one offensive snap at Florida ... Did not play against Towson ... Came in for P.J. Lonergan on the first drive of the game at Auburn and played eight snaps with one knockdown ... Made his first career start at center against Idaho and made two knockdowns in 39 snaps ... Saw action at center in 15 plays and recorded one knockdown against Washington ... Played his first snaps as a Tiger late in the opener against North Texas ... Established himself as the backup at center entering the season ... Transferred to LSU in 2011 after enrolling at Kentucky as a freshman in 2010 ... Sat out the 2011 season due to NCAA transfer rules.



59

Jermauria Rasco

Defensive Line
6-3 • 255 • So. • 1L
Shreveport, La. (Evangel Christian)

SOPHOMORE SEASON (2012)

Credited with half a tackle for a loss versus South Carolina ... Posted 0.5 TFL against Idaho ... Forced a fumble and made a tackle for a loss against North


Texas in the opener ... Rotates in to the game behind Barkevious Mingo at defensive end ... Gifted pass rusher who is extremely athletic.

CAREER HIGHS

Total tackles: 4 vs. Florida, 2011
Tackles for loss: 1.0, four times (Last: vs. North Texas, 2012)
Sacks: 1.0, twice (Last: vs. Georgia, 2011; First: vs. Auburn, 2011)

RASCO'S CAREER DEFENSIVE STATS

YEAR	G-GS	UT	AT	TT	TFL	SACKS	PBU	QBH	INT	FF	FR
2011	9-0	10	7	17	3.5-21	2.0-17	0	0	0	0	0
2012	9-0	1	5	6	2.0-3	0	0	1	0	1	0
Totals	18-0	11	12	23	5.5-24	2.0-17	0	1	0	1	0



1

Eric Reid

Safety
6-2 • 212 • Jr. • 2L
Geismar, La. (Dutchtown)

- 2012 Lott IMPACT Trophy Quarterfinalist
- 2012 Nagurski Award Watch List
- 2012 Thorpe Award Watch List

One of the nation's premier safeties who is a leader on and off the field for the Tigers ... A strong athlete who uses his size and instincts on the field to put himself in a position to make plays ... Tied for the team lead in tackles with 76 in 2011 ... Named to the watch list for several distinguished postseason awards ... Has made 25 career starts in 35 games played.

JUNIOR SEASON (2012)

Ranks third on the team with 57 tackles ... Tied for the team lead with seven tackles against Alabama ... Tied his career high with 11 total tackles at Texas A&M ... Picked off his second pass of the season and returned it 29 yards against South Carolina ... Finished third on the team with six tackles at Florida ... Led the team with seven tackles, including one TFL at Auburn ... Tallied another PBU with four tackles against Idaho ... Recorded a PBU against Washington ... Posted seven tackles, an interception and a PBU against North Texas ... Starter at free safety for the second straight season.

CAREER HIGHS

Total tackles: 11, twice (Last: at Texas A&M, 2012; First: vs. Alabama, 2012 BCS National Championship Game)
Tackles for loss: 1.0, four times (Last: at Auburn, 2012)
Interceptions: 1, six times (Last: vs. South Carolina, 2012)

REID'S CAREER DEFENSIVE STATS

YEAR	G-GS	UT	AT	TT	TFL	SACKS	PBU	QBH	INT	FF	FR
2010	13-3	14	18	32	1.5-2	0	1	0	2-65	0	0
2011	13-13	53	23	76	2.0-10	0	3	0	2-10	2	1-3
2012	9-9	24	33	57	1.0-1	0	4	0	2-29	0	0
Totals	35-25	91	74	165	4.5-13	0	8	0	6-104	2	1-3



17

Stephen Rivers

Quarterback
6-8 • 225 • Fr. • RS
Athens, Ala. (Athens)

REDSHIRT FRESHMAN SEASON (2012)


Threw the first pass of his career against Idaho but it was incomplete ... Saw his first action as a Tiger against North Texas, rushed for two yards and did not throw a pass ... Talented quarterback who is the backup at quarterback behind Zach Mettenberger ... Comes from a great football family as the son of a high school football coach and brother of San Diego Chargers quarterback Philip Rivers ... Has gained over 30 pounds since joining the Tigers a year ago ... Nicknamed "Moon" as in Moon River by quarterback coach Steve Kragthorpe.

CAREER HIGHS

Attempts: 1 vs. Idaho, 2012
Completions: 0
Yards: 0
Touchdowns: 0

RIVERS' CAREER PASSING TOTALS

YEAR	G-GS	COMP.-ATT.-INT.	YDS.	TD	LG
2012	3-0	0-1-0	0	0	0
Totals	3-0	0-1-0	0	0	0



39

Jerqwinick Sandolph


Safety
6-2 • 190 • Fr. • HS
Boutte, La. (Hahnville)

TRUE FRESHMAN SEASON (2012)

Recovered a fumble on punt coverage against Alabama ... Picked up two tackles against Idaho ... Made his first career appearance as a Tiger against North Texas and saw extensive action on special teams ... Talented defensive back who projects as a safety at LSU.

SANDOLPH'S CAREER DEFENSIVE STATS

YEAR	G-GS	UT	AT	TT	TFL	SACKS	PBU	QBH	INT	FF	FR
2012	5-0	1	1	2	0	0	0	0	0	0	1-0
Totals	5-0	1	1	2	0	0	0	0	0	0	1-0



10
Russell Shepard
 Wide Receiver
 6-1 • 195 • Sr. • 3L
 Houston, Texas (Cypress Ridge)

Multi-threat player who has settled in at wide receiver ... Senior leader of a talented group of receivers ... Lined up at three positions – quarterback, running back, and wide receiver – during his first two years with the Tigers ... Came to LSU as the nation's top dual-threat quarterback as a senior in high school in 2008 ... Played in 45 games during his career, starting 14 times.

SENIOR SEASON (2012)

Gained 22 yards rushing on three carries with a long of 19 against Alabama ... Posted a career-high 78-yard TD run against Towson ... Set a career high with 68 yards receiving on three catches against Idaho and added 24 rushing yards on three carries ... Made one catch for 11 yards against North Texas ... Listed behind Odell Beckham Jr. at the X position.

CAREER RECEIVING HIGHS

Receptions: 7 vs. McNeese State, 2010
 Yards: 68 vs. Idaho, 2012
 Touchdowns: 1, five times (Last: vs. Arkansas, 2011)
 Long: 37 vs. Florida, 2011

CAREER RUSHING HIGHS

Attempts: 7 at Vanderbilt, 2010
 Yards: 78 vs. Towson, 2012
 Touchdowns: 1, five times (Last: vs. Towson, 2012)
 Long: 78 vs. Towson, 2012

SHEPARD'S CAREER RECEIVING STATS

YEAR	G-GS	UT	AT	TT	TFL	SACKS	PBU	QBH	INT	FF	FR
2009	12-0	5	34	0	13						
2010	13-9	33	249	1	22						
2011	11-4	14	190	4	37						
2012	9-1	6	92	0	33						
Totals	45-14	58	565	5	37						

SHEPARD'S CAREER RUSHING TOTALS

YEAR	G-GS	ATT.	YDS.	TD	LG
2009	12-0	45	294	2	69
2010	13-9	32	226	2	50
2011	11-4	7	52	0	18
2012	9-1	11	128	1	78
Totals	45-14	95	700	5	78



24
Tharold Simon
 Cornerback
 6-3 • 193 • Jr. • 2L
 Eunice, La. (Eunice)

JUNIOR SEASON (2012)
 Picked off a pass and tallied five tackles at Texas A&M ... Recorded a PBU and two solo stops against South Carolina ... Credited with three solo tackles and a PBU at Florida ... Recovered a fumble against Towson ... Recorded his first interception of the season and fourth of his career at Auburn on the final play of the game to seal LSU's win ... Tallied a PBU versus Washington ... Made his third career start against North Texas ... Exceptional cover corner with great size and quickness who ranks among the best in the SEC ... Takes over for the departed Morris Claiborne as the full-time starter at corner.

CAREER HIGHS

Total tackles: 8, twice (Last: at Mississippi State, 2011)
 Tackles for loss: 1.0, twice (Last: at West Virginia, 2011)
 PBUs: 3 vs. Oregon, 2011
 Interceptions: 1, five times (Last: at Texas A&M, 2012)

SIMON'S CAREER DEFENSIVE STATS

YEAR	G-GS	UT	AT	TT	TFL	SACKS	PBU	QBH	INT	FF	FR
2010	8-0	3	6	9	0	0	3	0	1-0	0	0
2011	13-2	30	12	42	2.5-5	0	10	1	2-(-2)	1	0
2012	9-9	20	9	29	0	0	3	0	2-16	0	1-0
Totals	30-11	53	27	80	2.5-5	0	16	1	5-14	1	1-0



12
Corey Thompson
 Safety
 6-2 • 210 • Fr. • HS
 Missouri City, Texas (Fort Bend Elkins)

TRUE FRESHMAN SEASON (2012)


Posted three tackles against Towson ... Made the first tackles of his career against Washington ... Saw his first career action against North Texas ... Plays on the kickoff coverage team ... An aggressive and physical defensive player that is versatile and quick on the pursuit.

CAREER HIGHS

Total tackles: 3 vs. Towson, 2012
 Tackles for loss: 0

THOMPSON'S CAREER DEFENSIVE STATS

YEAR	G-GS	UT	AT	TT	TFL	SACKS	PBU	QBH	INT	FF	FR
2012	9-0	2	4	6	0	0	0	0	0	0	0
Totals	9-0	2	4	6	0	0	0	0	0	0	0



56
Trai Turner
 Offensive Guard
 6-3 • 306 • Fr. • RS
 New Orleans, La. (St. Augustine)

REDSHIRT FRESHMAN SEASON (2012)

Normally listed as the backup to Josh Williford at right guard, he started against South Carolina, at Texas A&M and against Alabama ... Season Totals: 300 snaps, 21.5 knockdowns ... Earned a season-best six knockdowns in 84 snaps against Alabama ... Played 71 snaps and earned three knockdowns at Texas A&M ... Made his first career start at right guard against South Carolina and recorded four knockdowns in 81 snaps ... Came in for an injured Williford at Florida and earned a team-best 3.5 knockdowns in 36 snaps ... Only saw action in two snaps against Towson ... Did not play at Auburn ... Posted four knockdowns in 17 plays against Idaho ... Tallied one knockdown in seven snaps versus Washington ... Saw his first action as a Tiger against North Texas, playing two offensive snaps ... Redshirted as a true freshman in 2011.



11
Spencer Ware
 Running Back
 5-11 • 225 • Jr. • 2L
 Cincinnati, Ohio (Princeton)

JUNIOR SEASON (2012)

Caught a career-long 38-yard pass from Zach Mettenberger against Alabama ... Carried 14 times, including two rushes while lined up at quarterback, for 55 yards against South Carolina and had one reception for 27 yards ... Made one catch for 20 yards at Florida ... Started against Towson ... Led the team with 90 rushing yards on 16 carries and added two catches for 44 yards at Auburn ... Did not play against Idaho ... Rushed eight times for 38 yards and threw an incomplete pass against Washington ... Limited early on after being injured much of fall camp ... The most experienced running back on the squad with appearances in 32 games and 14 career starts.

CAREER RUSHING HIGHS

Attempts: 26 vs. Oregon, 2011
 Yards: 109 vs. Florida, 2011
 Touchdowns: 2, twice (Last: vs. Florida, 2011)
 Long: 35 at Ole Miss, 2011

CAREER RECEIVING HIGHS


Receptions: 3, twice (Last: at West Virginia, 2011)
 Yards: 44 at Auburn, 2012
 Touchdowns: 1 at Tennessee, 2011
 Long: 38 vs. Alabama, 2012

WARE'S CAREER RUSHING STATS

YEAR	G-GS	ATT.	YDS.	TD	LG
2010	11-0	24	175	1	26
2011	13-10	177	707	8	35
2012	8-4	69	268	0	30
Totals	32-14	270	1,150	9	35

WARE'S CAREER RECEIVING STATS

YEAR	G-GS	REC.	YDS.	TD	LG
2010	11-0	10	101	0	29
2011	13-10	11	73	1	13
2012	8-4	6	138	0	38
Totals	32-14	27	312	1	38



74

Josh Williford

Guard
6-7 • 332 • Jr. • 2L
Dothan, Ala. (Houston Academy)

JUNIOR SEASON (2012)

Played in 31 games during his career, starting 19 times (18 at right guard, 1 at left guard) ... Season Totals: 339 snaps, 32 knockdowns ... Missed the South Carolina, Texas A&M and Alabama games with an injury ... Played 18 snaps and recorded one knockdown at Florida before leaving the game with an injury ... Made 7.5 knockdowns in 59 snaps against Towson, marking the third-straight game he led the team in knockdown blocks ... Led the team for the second-straight game with 6.5 knockdowns in 70 plays at Auburn ... Led the team with six knockdowns in 59 snaps against Idaho ... Produced 3.5 knockdowns in 66 snaps versus Washington ... Started at right guard against North Texas and led all offensive linemen with 7.5 knockdowns in 67 snaps ... Holds a career high of 8.5 knockdowns he earned against Florida in 2011 ... Played 511 snaps with 42 knockdowns in 2011 ... Tallied 23 knockdowns in 249 offensive snaps in 2010.



38

Brad Wing

Punter
6-3 • 197 • So. • 1L
Melbourne, Australia (Parkview Baptist)

• 2012 Ray Guy Award Watch List

One of the nation's elite punters ... A left-footed punter who can boot it with either foot ... A product of Australian Rules football ... In 2011 became only the second LSU player in history to earn first-team All-America honors as a punter ... Ranks first in LSU career punting average at 44.4 yards a punt ... Has placed 42 of his 104 career punts (40 percent) inside the opponent's 20-yard line with 13 touchbacks.

SOPHOMORE SEASON (2012)

Ranks fourth in the SEC with an average of 44.5 yards a punt ... Averaged 49.0 yards on four punts against Alabama with two inside the 20, one touchback and a long of 64 ... Punted 10 times with a 45.1-yard average, a long of 65, five of 50-plus yards and one downed inside the 20 at Texas A&M ... Only averaged 33.5 yards a punt on four punts against South Carolina ... Averaged 45.6 yards a punt and placed three of his seven punts inside the 20-yard line at Florida ... Punted two balls inside the Towson 20-yard line and had a long of 50 ... Placed three punts inside the 20 with a long of 60 and 42.2-yard average at Auburn ... Averaged 45.2 yards a punt on five punts against Idaho, placing three inside the 20 ... Set a career high with a 54.3-yard average on three punts against Washington, placing one inside the 20 with a long of 62 ... Missed the season opener with an injury.

WING'S CAREER HIGHS

Punts: 10 at Texas A&M, 2012
Punting Yards: 451 at Texas A&M, 2012
Punting Avg.: 54.3 vs. Washington, 2012
Long: 73 at Alabama, 2011

WING'S CAREER PUNTING TOTALS

YEAR	NO.	YDS.	AVG.	LG	I20	TB	50+
2011	59	2,618	44.4	73	27	5	20
2012	45	2,004	44.5	65	15	8	15
Totals	104	4,622	44.4	73	42	13	34



82

James Wright

Wide Receiver
6-2 • 203 • Jr. • 2L
Belle Chasse, La. (Belle Chasse)

JUNIOR SEASON (2012)

Tallied three catches for 18 yards versus South Carolina ... Made three catches for 25 yards at Auburn ... Did not play against Idaho ... Set a career high with five receptions for 75 yards against Washington ... Earned his third career start and made two catches for 15 yards against North Texas ... Listed as the starting X receiver for the Tigers ... One of the best blocking receivers on the team.

CAREER HIGHS

Receptions: 5 vs. Washington, 2012
Yards: 75 vs. Washington, 2012
Touchdowns: 0
Long: 23 vs. Washington, 2012

WRIGHT'S CAREER RECEIVING STATS

YEAR	G-GS	REC.	YDS.	TD	LG
2010	12-0	2	21	0	13
2011	14-2	5	41	0	13
2012	8-4	14	142	0	23
Totals	34-6	21	204	0	23

THE LAST TIME LSU ... (ALL GAMES)

Scoring

Scored 30 or more points	38 vs. Towson (9/29/12)
Scored 40 or more points	63 vs. Idaho (9/15/12)
Scored 50 or more points	63 vs. Idaho (9/15/12)
Scored 60 or more points	63 vs. Idaho (9/15/12)
Scored 70 or more points	70 vs. Arkansas State (10/12/90)

Total Offense

Had more than 400 total yards	406 vs. South Carolina (10/13/12)
Had more than 450 total yards	472 vs. Idaho (9/15/12)
Had more than 500 total yards	508 vs. North Texas (9/1/12)
Had more than 550 total yards	595 vs. Louisiana Tech (11/10/07)
Had more than 600 total yards	653 vs. Louisiana Tech (11/1/03)
Had more than 650 total yards	653 vs. Louisiana Tech (11/1/03)
Had more than 700 total yards	746 vs. Rice (9/24/77)

Rushing Offense

Rushed for 150 or more yards	219 at Texas A&M (10/20/12)
Rushed for 200 or more yards	219 at Texas A&M (10/20/12)
Rushed for 250 or more yards	258 vs. South Carolina (10/13/12)
Rushed for 300 or more yards	316 vs. North Texas (9/1/12)
Rushed for 350 or more yards	353 at Ole Miss (11/19/11)
Rushed for 400 or more yards	400 vs. Kentucky (11/1/97)
Rushed for 425 or more yards	433 vs. Houston (9/7/96)
Rushed for 500 or more yards	503 vs. Oregon (10/22/77)

Passing Offense

Passed for 250 or more yards	296 vs. Alabama (11/3/12)
Passed for 300 or more yards	309 vs. Georgia (10/25/08)
Passed for 350 or more yards	388 at Alabama (11/3/07)
Passed for 400 or more yards	444 vs. Illinois (1/1/02 - Sugar Bowl)
Passed for 450 or more yards	528 at Alabama (11/3/01)
Passed for 500 or more yards	528 at Alabama (11/3/01)

Scoring Defense

Allowed 0 points	0 vs. UL-Monroe (11/13/10)
Allowed 3 or fewer points	3 vs. Washington (9/8/12)
Allowed 7 or fewer points	3 vs. Washington (9/8/12)
Allowed 10 or fewer points	10 at Auburn (9/22/12)
Allowed 14 or fewer points	14 at Florida (10/6/12)

Total Defense

Allowed fewer than 75 total yards	70 vs. UL-Lafayette (10/5/02)
Allowed fewer than 100 total yards	95 vs. Northwestern State (9/10/11)
Allowed fewer than 125 total yards	95 vs. Northwestern State (9/10/11)
Allowed fewer than 150 total yards	95 vs. Northwestern State (9/10/11)
Allowed fewer than 175 total yards	155 vs. Kentucky (10/1/11)
Allowed fewer than 200 total yards	183 at Auburn (9/22/12)
Allowed fewer than 225 total yards	211 vs. South Carolina (10/13/12)
Allowed fewer than 250 total yards	211 vs. South Carolina (10/13/12)
Allowed fewer than 275 total yards	211 vs. South Carolina (10/13/12)
Allowed fewer than 300 total yards	211 vs. South Carolina (10/13/12)

Rushing Defense

Allowed 0 or fewer yards	-4 vs. Northwestern State (9/10/11)
Allowed 10 or fewer yards	-4 vs. Northwestern State (9/10/11)
Allowed 20 or fewer yards	-4 vs. Northwestern State (9/10/11)
Allowed 30 or fewer yards	26 vs. Washington (9/8/12)
Allowed 40 or fewer yards	34 vs. South Carolina (10/13/12)
Allowed 50 or fewer yards	34 vs. South Carolina (10/13/12)
Allowed 60 or fewer yards	34 vs. South Carolina (10/13/12)
Allowed 70 or fewer yards	34 vs. South Carolina (10/13/12)
Allowed 80 or fewer yards	34 vs. South Carolina (10/13/12)
Allowed 90 or fewer yards	34 vs. South Carolina (10/13/12)
Allowed 100 or fewer yards	34 vs. South Carolina (10/13/12)



2012 LSU Football
LSU Game Results (as of Nov 04, 2012)
All games



Date	Opponent		Score	Overall	Conference	Time	Attend
Sep 01, 2012	NORTH TEXAS	W	41-14	1-0	0-0	3:30	92059
Sep 08, 2012	WASHINGTON	W	41-3	2-0	0-0	3:22	92804
Sep 15, 2012	IDAHO	W	63-14	3-0	0-0	3:13	92177
* Sep 22, 2012	at Auburn	W	12-10	4-0	1-0	3:21	86721
Sep 29, 2012	TOWSON	W	38-22	5-0	1-0	3:33	92154
* Oct 06, 2012	at #10 Florida	L	6-14	5-1	1-1	3:23	90824
* Oct 13, 2012	#3 SOUTH CAROLINA	W	23-21	6-1	2-1	3:27	92734
* Oct 20, 2012	at #20 Texas A&M	W	24-19	7-1	3-1	4:00	87429
* Nov 03, 2012	#1 ALABAMA	L	17-21	7-2	3-2	3:34	93374



2012 LSU Football
LSU Overall Team Statistics (as of Nov 04, 2012)
All games



Team Statistics	LS	OPP
SCORING	265	138
Points Per Game	29.4	15.3
FIRST DOWNS	174	143
Rushing	91	59
Passing	71	63
Penalty	12	21
RUSHING YARDAGE	1806	925
Yards gained rushing	2037	1205
Yards lost rushing	231	280
Rushing Attempts	388	301
Average Per Rush	4.7	3.1
Average Per Game	200.7	102.8
TDs Rushing	21	10
PASSING YARDAGE	1715	1353
Comp-Att-Int	137-236-4	144-278-13
Average Per Pass	7.3	4.9
Average Per Catch	12.5	9.4
Average Per Game	190.6	150.3
TDs Passing	8	8
TOTAL OFFENSE	3521	2278
Total Plays	624	579
Average Per Play	5.6	3.9
Average Per Game	391.2	253.1
KICK RETURNS: #-Yards	19-408	31-566
PUNT RETURNS: #-Yards	25-197	11-64
INT RETURNS: #-Yards	13-148	4-166
KICK RETURN AVERAGE	21.5	18.3
PUNT RETURN AVERAGE	7.9	5.8
INT RETURN AVERAGE	11.4	41.5
FUMBLES-LOST	15-8	13-10
PENALTIES-Yards	75-570	51-378
Average Per Game	63.3	42.0
PUNTS-Yards	48-2127	62-2546
Average Per Punt	44.3	41.1
Net punt average	39.6	36.9
TIME OF POSSESSION/Game	31:02	28:58
3RD-DOWN Conversions	53/134	37/126
3rd-Down Pct	40%	29%
4TH-DOWN Conversions	3/5	4/8
4th-Down Pct	60%	50%
SACKS BY-Yards	24-155	21-153
MISC YARDS	0	0
TOUCHDOWNS SCORED	32	18
FIELD GOALS-ATTEMPTS	13-20	5-8
ON-SIDE KICKS	1-1	0-1
RED-ZONE SCORES	(29-36) 81%	(18-20) 90%
RED-ZONE TOUCHDOWNS	(18-36) 50%	(15-20) 75%
PAT-ATTEMPTS	(32-32) 100%	(15-17) 88%
ATTENDANCE	555302	264974
Games/Avg Per Game	6/92550	3/88325
Neutral Site Games		0/0

Score by Quarters	1st	2nd	3rd	4th	OT	Total
LSU	67	57	62	79	0	265
Opponents	19	57	14	48	0	138

2012 LSU Football
LSU Overall Individual Statistics (as of Nov 04, 2012)
All games

Rushing	gp-gs	att	gain	loss	net	avg	td	lg	avg/g
Jeremy Hill	7-1	77	437	8	429	5.6	6	50	61.3
Kenny Hilliard	8-1	71	432	12	420	5.9	6	71	52.5
Michael Ford	9-0	63	373	3	370	5.9	3	22	41.1
Alfred Blue	4-3	40	275	5	270	6.8	2	37	67.5
Spencer Ware	8-4	69	286	18	268	3.9	0	30	33.5
Russell Shepard	9-1	11	133	5	128	11.6	1	78	14.2
J.C. Copeland	9-8	16	61	1	60	3.8	3	16	6.7
Connor Neighbors	9-0	1	5	0	5	5.0	0	5	0.6
Stephen Rivers	3-0	1	2	0	2	2.0	0	2	0.7
Terrence Magee	8-0	1	0	0	0	0.0	0	0	0.0
TEAM	4-0	6	0	15	-15	-2.5	0	0	-3.8
Zach Mettenberger	9-9	32	33	164	-131	-4.1	0	7	-14.6
Total	9	388	2037	231	1806	4.7	21	78	200.7
Opponents	9	301	1205	280	925	3.1	10	43	102.8

Passing	gp-gs	effic	comp-att-int	pct	yds	td	lg	avg/g
Zach Mettenberger	9-9	128.17	136-233-4	58.4	1717	8	56	190.8
Stephen Rivers	3-0	0.00	0-1-0	0.0	0	0	0	0.0
Spencer Ware	8-4	0.00	0-1-0	0.0	0	0	0	0.0
Brad Wing	8-0	83.20	1-1-0	100.0	-2	0	0	-0.2
Total	9	126.89	137-236-4	58.1	1715	8	56	190.6
Opponents	9	92.82	144-278-13	51.8	1353	8	80	150.3

Receiving	gp-gs	no.	yds	avg	td	lg	avg/g
Jarvis Landry	9-0	31	292	9.4	2	33	32.4
Odell Beckham, Jr.	9-9	30	493	16.4	2	56	54.8
Kadron Boone	9-4	19	269	14.2	4	34	29.9
James Wright	8-4	14	142	10.1	0	23	17.8
Jeremy Hill	7-1	7	64	9.1	0	21	9.1
Alfred Blue	4-3	7	45	6.4	0	14	11.2
Spencer Ware	8-4	6	138	23.0	0	38	17.2
Russell Shepard	9-1	6	92	15.3	0	33	10.2
Nic Jacobs	9-1	5	58	11.6	0	21	6.4
Chase Clement	9-9	4	44	11.0	0	27	4.9
J.C. Copeland	9-8	3	54	18.0	0	42	6.0
Kenny Hilliard	8-1	2	17	8.5	0	10	2.1
Terrence Magee	8-0	1	7	7.0	0	7	0.9
Michael Ford	9-0	1	2	2.0	0	2	0.2
Drew Alleman	9-0	1	-2	-2.0	0	0	-0.2
Total	9	137	1715	12.5	8	56	190.6
Opponents	9	144	1353	9.4	8	80	150.3

Punt Returns	no.	yds	avg	td	lg
Odell Beckham, Jr.	24	190	7.9	1	70
Jarvis Landry	1	7	7.0	0	7
Total	25	197	7.9	1	70
Opponents	11	64	5.8	0	50

Interceptions	no.	yds	avg	td	lg
Tharold Simon	2	16	8.0	0	10
Jalen Mills	2	18	9.0	0	14
Eric Reid	2	29	14.5	0	29
Ronald Martin	2	45	22.5	1	45
Luke Muncie	1	0	0.0	0	0
Kevin Minter	1	4	4.0	0	4
Craig Loston	1	10	10.0	0	10
Lavar Edwards	1	23	23.0	1	23
Jalen Collins	1	3	3.0	0	3
Total	13	148	11.4	2	45
Opponents	4	166	41.5	0	94

Kick Returns	no.	yds	avg	td	lg
Michael Ford	9	218	24.2	0	42
Jarvis Landry	4	76	19.0	0	22
Odell Beckham, Jr.	4	74	18.5	0	34
Nic Jacobs	1	11	11.0	0	11
Chase Clement	1	29	29.0	0	29
Total	19	408	21.5	0	42
Opponents	31	566	18.3	0	76

Fumble Returns	no.	yds	avg	td	lg
Kwon Alexander	1	15	15.0	0	15
Total	1	15	15.0	0	15
Opponents	0	0	0.0	0	0



2012 LSU Football
LSU Overall Individual Statistics (as of Nov 04, 2012)
All games



Scoring	td	fg	PAT				dxp	saf	pts
			kick	rush	rcv	pass			
Drew Alleman	-	13-20	32-32	-	-	-	-	-	71
Jeremy Hill	6	-	-	-	-	-	-	-	36
Kenny Hilliard	6	-	-	-	-	-	-	-	36
Kadron Boone	4	-	-	-	-	-	-	-	24
Michael Ford	3	-	-	-	-	-	-	-	18
Odell Beckham, Jr.	3	-	-	-	-	-	-	-	18
J.C. Copeland	3	-	-	-	-	-	-	-	18
Alfred Blue	2	-	-	-	-	-	-	-	12
Jarvis Landry	2	-	-	-	-	-	-	-	12
Lavar Edwards	1	-	-	-	-	-	-	-	6
Ronald Martin	1	-	-	-	-	-	-	-	6
Russell Shepard	1	-	-	-	-	-	-	-	6
Sam Montgomery	-	-	-	-	-	-	1	-	2
Total	32	13-20	32-32	-	-	-	-	1	265
Opponents	18	5-8	15-17	0-1	-	-	-	-	138

Total Offense	g	plays	rush	pass	total	avg/g
Zach Mettenberger	9	265	-131	1717	1586	176.2
Jeremy Hill	7	77	429	0	429	61.3
Kenny Hilliard	8	71	420	0	420	52.5
Michael Ford	9	63	370	0	370	41.1
Alfred Blue	4	40	270	0	270	67.5
Spencer Ware	8	70	268	0	268	33.5
Russell Shepard	9	11	128	0	128	14.2
J.C. Copeland	9	16	60	0	60	6.7
Connor Neighbors	9	1	5	0	5	0.6
Stephen Rivers	3	2	2	0	2	0.7
Brad Wing	8	1	0	-2	-2	-0.2
TEAM	4	6	-15	0	-15	-3.8
Total	9	624	1806	1715	3521	391.2
Opponents	9	579	925	1353	2278	253.1

Field Goals	fg	pct.	01-19	20-29	30-39	40-49	50-99	lg	blk
Drew Alleman	13-20	65.0	1-1	6-6	5-8	1-2	0-3	44	0

FG Sequence	LSU	Opponents
North Texas	(44),34,(30)	-
Washington	(18),(32)	(34)
Idaho	-	-
Auburn	(30),34	(40)
Towson	51,(23)	(26),53
Florida	(31),(21)	-
South Carolina	(23),32,(20),(22)	-
Texas A&M	54,(28)	(32),(50),52,33
Alabama	(38),54,45	-

Punting	no.	yds	avg	lg	tb	fc	i20	50+	blk
Brad Wing	45	2004	44.5	65	8	13	15	15	0
Jamie Keehn	3	123	41.0	51	0	1	1	1	0
Total	48	2127	44.3	65	8	14	16	16	0
Opponents	62	2546	41.1	61	3	14	15	12	0

Kickoffs	no.	yds	avg	tb	ob	retn	net	ydln
James Hairston	53	3277	61.8	21	0			
Total	53	3277	61.8	21	0	18.3	43.2	21
Opponents	32	1844	57.6	9	3	21.5	39.2	25

Numbers in (parentheses) indicate field goal was made.



2012 LSU Football
LSU Overall Individual Statistics (as of Nov 04, 2012)
All games



All Purpose	g	rush	rcv	pr	kr	ir	total	avg/g
Odell Beckham,	9	0	493	190	74	0	757	84.1
Michael Ford	9	370	2	0	218	0	590	65.6
Jeremy Hill	7	429	64	0	0	0	493	70.4
Kenny Hilliard	8	420	17	0	0	0	437	54.6
Spencer Ware	8	268	138	0	0	0	406	50.8
Jarvis Landry	9	0	292	7	76	0	375	41.7
Alfred Blue	4	270	45	0	0	0	315	78.8
Kadron Boone	9	0	269	0	0	0	269	29.9
Russell Shepard	9	128	92	0	0	0	220	24.4
James Wright	8	0	142	0	0	0	142	17.8
J.C. Copeland	9	60	54	0	0	0	114	12.7
Chase Clement	9	0	44	0	29	0	73	8.1
Nic Jacobs	9	0	58	0	11	0	69	7.7
Ronald Martin	9	0	0	0	0	45	45	5.0
Eric Reid	9	0	0	0	0	29	29	3.2
Lavar Edwards	9	0	0	0	0	23	23	2.6
Jalen Mills	9	0	0	0	0	18	18	2.0
Tharold Simon	9	0	0	0	0	16	16	1.8
Craig Loston	8	0	0	0	0	10	10	1.2
Terrence Magee	8	0	7	0	0	0	7	0.9
Connor Neighbo	9	5	0	0	0	0	5	0.6
Kevin Minter	9	0	0	0	0	4	4	0.4
Jalen Collins	9	0	0	0	0	3	3	0.3
Stephen Rivers	3	2	0	0	0	0	2	0.7
Drew Alleman	9	0	-2	0	0	0	-2	-0.2
TEAM	4	-15	0	0	0	0	-15	-3.8
Zach Mettenber	9	-131	0	0	0	0	-131	-14.6
Total	9	1806	1715	197	408	148	4274	474.9
Opponents	9	925	1353	64	566	166	3074	341.6

2012 LSU Football
LSU Overall Defensive Statistics (as of Nov 04, 2012)
All games

##	Defensive Leaders	gp-gs	Tackles				tfl/yds	Sacks		Pass defense			Fumbles		blkd	
			ua	a	tot			no-yds	int-yds	brup	qbh	rcv-yds	ff	kick	saf	
46	Kevin Minter	9-9	39	43	82	9.5-36	3.0-23		1-4	5	4		1			
57	Lamin Barrow	9-9	31	30	61	5.0-5				2	4	1-0				
1	Eric Reid	9-9	24	33	57	1.0-1			2-29	4						
28	Jalen Mills	9-9	26	12	38				2-18	3						
6	Craig Loston	8-8	18	17	35	3.0-8			1-10							
24	Tharold Simon	9-9	20	9	29				2-16	3		1-0				
99	Sam Montgomery	9-8	13	13	26	10.0-39	5.0-25			1	3	1-0	1		1	
49	Barkevious Mingo	9-6	15	10	25	4.5-24	3.0-17			3	9	2-0				
90	Anthony Johnson	9-3	10	15	25	8.0-24	2.0-13			1	2					
26	Ronald Martin	9-1	13	12	25	1.0-1			2-45				1			
18	Bennie Logan	9-9	8	15	23	5.0-19	2.0-15			2	2		1			
89	Lavar Edwards	9-4	9	9	18	6.0-39	3.5-24		1-23		3					
34	Micah Eugene	9-0	13	5	18	3.0-14	3.0-14			1						
32	Jalen Collins	9-1	7	10	17				1-3	4						
45	Deion Jones	9-0	6	8	14	3.0-12					3					
77	Josh Downs	9-6	1	10	11	2.5-16	1.5-13									
25	Kwon Alexander	6-2	7	4	11	1.0-2				1	1	2-15	1			
52	Luke Muncie	8-4	6	4	10	1.0-2			1-0							
94	Danielle Hunter	8-0	3	6	9											
23	Lamar Louis	7-2	3	6	9						2					
9	Ego Ferguson	9-0	1	5	6	0.5-1										
59	Jermauria Rasco	9-0	1	5	6	2.0-3					1		1			
12	Corey Thompson	9-0	2	4	6											
80	Jarvis Landry	9-0	2	3	5							2-0				
87	Chancey Aghayere	7-0	2	3	5	1.0-11	1.0-11			1						
48	Seth Fruge	9-0	1	3	4											
22	Ronnie Feist	5-0	1	2	3											
10	Russell Shepard	9-1	2		2											
39	Jerqwinick Sandolph	5-0	1	1	2							1-0				
95	Quentin Thomas	3-0		1	1											
35	Lorenzo Phillips	4-0	1		1											
38	Brad Wing	8-0	1		1											
96	Mickey Johnson	1-0		1	1											
88	Chase Clement	9-9	1		1											
82	James Wright	8-4	1		1											
86	Kadron Boone	9-4		1	1											
3J	James Hairston	9-0	1		1											
33	Jeremy Hill	7-1	1		1											
42	Michael Ford	9-0		1	1											
3	Odell Beckham, Jr.	9-9		1	1											
Total		9	291	302	593	67-257	24-155		13-148	31	34	10-15	6		1	
Opponents		9	321	394	715	49-219	21-153		4-166	30	11	8-0	10			



2012 LSU Football
 LSU Team Game-by-Game (as of Nov 04, 2012)
 All games



TEAM STATISTICS

Date	Opponent	Rushing				Receiving				Passing				Kick Returns				Punt Returns				tot off
		no.	yds	td	lg	no.	yds	td	lg	cmp-att-int	yds	td	lg	no.	yds	td	lg	no.	yds	td	lg	
Sep 01	NORTH TEXAS	46	316	3	60	19	192	1	34	19-26-1	192	1	34	1	26	0	26	4	75	1	70	508
Sep 08	WASHINGTON	52	242	4	21	12	195	1	32	12-19-0	195	1	32	2	54	0	34	3	11	0	7	437
Sep 15	IDAHO	39	250	5	71	17	222	2	46	17-23-1	222	2	46	3	99	0	42	4	31	0	11	472
Sep 22	at Auburn	44	182	1	30	15	169	0	33	15-27-0	169	0	33	1	22	0	22	1	-5	0	0	351
Sep 29	TOWSON	35	158	3	78	15	238	2	53	15-26-0	238	2	53	3	24	0	19	3	41	0	30	396
Oct 06	at Florida	25	42	0	13	11	158	0	56	11-25-1	158	0	56	2	38	0	20	4	22	0	11	200
Oct 13	SOUTH CAROLINA	53	258	2	50	12	148	0	27	12-25-1	148	0	27	2	59	0	31	3	6	0	4	406
Oct 20	at Texas A&M	45	219	2	47	11	97	1	29	11-29-0	97	1	29	2	27	0	15	0	0	0	0	316
Nov 03	ALABAMA	49	139	1	19	25	296	1	42	25-36-0	296	1	42	3	59	0	29	3	16	0	10	435
Opponents		388	1806	21	78	137	1715	8	56	137-236-4	1715	8	56	19	408	0	42	25	197	1	70	3521
Opponents		301	925	10	43	144	1353	8	80	144-278-13	1353	8	80	31	566	0	76	11	64	0	50	2278

Games played: 9
 Avg per rush: 4.7
 Avg per catch: 12.5
 Pass efficiency: 126.89
 Kick ret avg: 21.5
 Punt ret avg: 7.9
 All purpose avg/game: 474.9
 Total offense avg/gm: 391.2

Date	Opponent	Tackles				Sacks no-yds	Fumble		Pass Defense			Blkd kick	PAT Attempts			saf	pts
		ua	a	total	tfl-yds		ff	fr-yds	int-yds	qbh	brup		kick	rush	rcv		
Sep 01	NORTH TEXAS	21	46	67	6.0-23	0.0-0	1	1-0	1-0	3	4	0	5-5	0	0	0	41
Sep 08	WASHINGTON	31	28	59	8.0-35	4.0-28	0	0-0	1-4	7	7	0	5-5	0	0	0	41
Sep 15	IDAHO	35	38	73	6.0-11	0.0-0	0	0-0	4-82	0	4	0	9-9	0	0	0	63
Sep 22	at Auburn	34	14	48	14.0-46	4.0-17	0	1-0	2-6	5	0	0	1-1	0	0	1	12
Sep 29	TOWSON	23	62	85	7.0-22	3.0-15	1	2-0	0-0	8	3	0	5-5	0	0	0	38
Oct 06	at Florida	54	16	70	9.0-48	5.0-43	2	2-15	0-0	0	1	0	0-0	0	0	0	6
Oct 13	SOUTH CAROLINA	30	32	62	7.0-33	4.0-30	1	0-0	2-39	6	2	0	2-2	0	0	0	23
Oct 20	at Texas A&M	44	36	80	8.0-28	3.0-17	1	2-0	3-17	4	6	0	3-3	0	0	0	24
Nov 03	ALABAMA	19	30	49	2.0-11	1.0-5	0	2-0	0-0	1	4	0	2-2	0	0	0	17
Opponents		291	302	593	67.0-257	24.0-155	6	10-15	13-148	34	31	0	32-32	0	0	1	265
Opponents		321	394	715	49.0-219	21.0-153	10	8-0	4-166	11	30	0	15-17	0	0	0	138

Date	Opponent	Punting										Field Goals			Kickoffs				
		no.	yds	avg	long	blkd	tb	fc	50+	i20	md-att	long	blkd	no.	yds	avg	tb	ob	
Sep 01	NORTH TEXAS	3	123	41.0	51	0	0	1	1	1	2-3	44	0	8	500	62.5	4	0	
Sep 08	WASHINGTON	3	163	54.3	62	0	1	0	2	1	2-2	32	0	8	509	63.6	5	0	
Sep 15	IDAHO	5	226	45.2	51	0	1	1	1	3	0-0	0	0	10	642	64.2	4	0	
Sep 22	at Auburn	8	338	42.2	60	0	1	3	2	3	1-2	30	0	3	190	63.3	1	0	
Sep 29	TOWSON	4	177	44.2	50	0	1	0	1	2	1-2	23	0	7	419	59.9	2	0	
Oct 06	at Florida	7	319	45.6	57	0	0	5	2	3	2-2	31	0	3	194	64.7	0	0	
Oct 13	SOUTH CAROLINA	4	134	33.5	56	0	1	0	1	0	3-4	23	0	6	383	63.8	3	0	
Oct 20	at Texas A&M	10	451	45.1	65	0	2	2	5	1	1-2	28	0	5	282	56.4	1	0	
Nov 03	ALABAMA	4	196	49.0	64	0	1	2	1	2	1-3	38	0	3	158	52.7	1	0	
Opponents		48	2127	44.3	65	0	8	14	16	16	13-20	44	0	53	3277	61.8	21	0	
Opponents		62	2546	41.1	61	0	3	14	12	15	5-8	50	0	32	1844	57.6	9	3	



2012 LSU Football
 LSU Opponent Game-by-Game (as of Nov 04, 2012)
 All games



OPPONENT STATISTICS

Date	Opponent	Rushing				Receiving				Passing				Kick Returns				Punt Returns				tot off
		no.	yds	td	lg	no.	yds	td	lg	cmp-att-int	yds	td	lg	no.	yds	td	lg	no.	yds	td	lg	
Sep 01	NORTH TEXAS	35	76	0	12	8	143	2	80	8-21-1	143	2	80	4	74	0	26	0	0	0	0	219
Sep 08	WASHINGTON	24	26	0	9	17	157	0	22	17-36-1	157	0	22	3	63	0	30	1	1	0	1	183
Sep 15	IDAHO	26	39	0	21	23	174	2	22	23-36-4	174	2	22	6	75	0	16	2	-5	0	0	213
Sep 22	at Auburn	30	86	1	26	13	97	0	23	13-22-2	97	0	23	2	59	0	43	1	0	0	0	183
Sep 29	TOWSON	40	188	2	43	13	103	1	22	13-33-0	103	1	22	5	80	0	33	2	6	0	10	291
Oct 06	at Florida	58	176	2	17	8	61	0	14	8-12-0	61	0	14	3	51	0	21	0	0	0	0	237
Oct 13	SOUTH CAROLINA	25	34	1	17	19	177	2	29	19-35-2	177	2	29	3	47	0	23	1	50	0	50	211
Oct 20	at Texas A&M	38	134	2	18	29	276	0	27	29-56-3	276	0	27	4	108	0	76	3	16	0	11	410
Nov 03	ALABAMA	25	166	2	28	14	165	1	28	14-27-0	165	1	28	1	9	0	9	1	-4	0	0	331
LSU		301	925	10	43	144	1353	8	80	144-278-13	1353	8	80	31	566	0	76	11	64	0	50	2278
LSU		388	1806	21	78	137	1715	8	56	137-236-4	1715	8	56	19	408	0	42	25	197	1	70	3521

Games played: 9
 Avg per rush: 3.1
 Avg per catch: 9.4
 Pass efficiency: 92.82
 Kick ret avg: 18.3
 Punt ret avg: 5.8
 All purpose avg/game: 341.6
 Total offense avg/gm: 253.1

Date	Opponent	Tackles				Sacks no-yds	Fumble		Pass Defense			Blkd kick	PAT Attempts			saf	pts
		ua	a	total	tfl-yds		ff	fr-yds	int-yds	qbh	brup		kick	rush	rcv		
Sep 01	NORTH TEXAS	34	52	86	5.0-33	2.0-25	0	0-0	1-0	1	0	0	2-2	0	0	0	14
Sep 08	WASHINGTON	33	58	91	1.0-3	0.0-0	1	1-0	0-0	0	3	0	0-0	0	0	0	3
Sep 15	IDAHO	38	38	76	6.0-19	3.0-12	1	0-0	1-94	0	2	0	2-2	0	0	0	14
Sep 22	at Auburn	38	38	76	5.0-21	2.0-15	1	2-0	0-0	7	5	0	1-1	0	0	0	10
Sep 29	TOWSON	34	26	60	6.0-46	4.0-42	5	3-0	0-0	1	2	0	1-2	0	0	0	22
Oct 06	at Florida	33	18	51	6.0-23	4.0-19	1	2-0	1-2	1	3	0	2-2	0	0	0	14
Oct 13	SOUTH CAROLINA	36	60	96	5.0-15	1.0-6	1	0-0	1-70	0	5	0	3-3	0	0	0	21
Oct 20	at Texas A&M	39	30	69	5.0-18	2.0-12	0	0-0	0-0	1	8	0	1-2	0	0	0	19
Nov 03	ALABAMA	36	74	110	10.0-41	3.0-22	0	0-0	0-0	0	2	0	3-3	0	0	0	21
LSU		321	394	715	49.0-219	21.0-153	10	8-0	4-166	11	30	0	15-17	0	0	0	138
LSU		291	302	593	67.0-257	24.0-155	6	10-15	13-148	34	31	0	32-32	0	0	1	265

Date	Opponent	Punting										Field Goals			Kickoffs				
		no.	yds	avg	long	blkd	tb	fc	50+	i20	md-att	long	blkd	no.	yds	avg	tb	ob	
Sep 01	NORTH TEXAS	8	327	40.9	48	0	0	1	0	2	0-0	0	0	3	195	65.0	2	0	
Sep 08	WASHINGTON	8	301	37.6	53	0	0	4	1	2	1-1	34	0	2	130	65.0	0	0	
Sep 15	IDAHO	7	316	45.1	52	0	0	2	2	1	0-0	0	0	3	184	61.3	0	0	
Sep 22	at Auburn	7	287	41.0	54	0	0	2	2	2	1-1	40	0	4	256	64.0	3	0	
Sep 29	TOWSON	7	245	35.0	54	0	0	0	1	0	1-2	26	0	5	202	40.4	0	1	
Oct 06	at Florida	7	344	49.1	61	0	1	1	4	3	0-0	0	0	3	193	64.3	1	0	
Oct 13	SOUTH CAROLINA	7	259	37.0	43	0	0	1	0	1	0-0	0	0	4	205	51.2	0	2	
Oct 20	at Texas A&M	4	151	37.8	40	0	1	1	0	2	2-4	50	0	4	243	60.8	2	0	
Nov 03	ALABAMA	7	316	45.1	56	0	1	2	2	2	0-0	0	0	4	236	59.0	1	0	
LSU		62	2546	41.1	61	0	3	14	12	15	5-8	50	0	32	1844	57.6	9	3	
LSU		48	2127	44.3	65	0	8	14	16	16	13-20	44	0	53	3277	61.8	21	0	

LSU Inside Opponent Red-Zone

Date	Opponent	Score	Times In RZ	Times Scored	Total Pts	Rush TDs	Pass TDs	FGs Made	Failed to score inside RZ						
									FGA	Down	Int	Fumb	Half	Game	
Sep 01, 2012	NORTH TEXAS	W 41-14	5	3	17	2	2	0	1	1	0	1	0	0	0
Sep 08, 2012	WASHINGTON	W 41-3	5	5	27	3	3	0	2	0	0	0	0	0	0
Sep 15, 2012	IDAHO	W 63-14	7	6	42	6	4	2	0	0	0	1	0	0	0
Sep 22, 2012	at Auburn	W 12-10	4	2	10	1	1	0	1	1	0	0	1	0	0
Sep 29, 2012	TOWSON	W 38-22	4	3	17	2	2	0	1	0	0	0	1	0	0
Oct 06, 2012	at Florida	L 6-14	2	2	6	0	0	0	2	0	0	0	0	0	0
Oct 13, 2012	SOUTH CAROLINA	W 23-21	5	4	16	1	1	0	3	1	0	0	0	0	0
Oct 20, 2012	at Texas A&M	W 24-19	2	2	10	1	1	0	1	0	0	0	0	0	0
Nov 03, 2012	ALABAMA	L 17-21	2	2	14	2	1	1	0	0	0	0	0	0	0
Totals			36	29	159	18	15	3	11	3	0	2	2	0	0
29 of 36 (80.6%)															

Opponents Inside LSU Red-Zone

Date	Opponent	Score	Times In RZ	Times Scored	Total Pts	Rush TDs	Pass TDs	FGs Made	Failed to score inside RZ						
									FGA	Down	Int	Fumb	Half	Game	
Sep 01, 2012	NORTH TEXAS	W 41-14	1	1	7	1	0	1	0	0	0	0	0	0	0
Sep 08, 2012	WASHINGTON	W 41-3	1	1	3	0	0	0	1	0	0	0	0	0	0
Sep 15, 2012	IDAHO	W 63-14	1	1	7	1	0	1	0	0	0	0	0	0	0
Sep 22, 2012	at Auburn	W 12-10	1	1	7	1	1	0	0	0	0	0	0	0	0
Sep 29, 2012	TOWSON	W 38-22	4	4	22	3	2	1	1	0	0	0	0	0	0
Oct 06, 2012	at Florida	L 6-14	2	2	14	2	2	0	0	0	0	0	0	0	0
Oct 13, 2012	SOUTH CAROLINA	W 23-21	3	3	21	3	1	2	0	0	0	0	0	0	0
Oct 20, 2012	at Texas A&M	W 24-19	4	3	16	2	2	0	1	1	0	0	0	0	0
Nov 03, 2012	ALABAMA	L 17-21	3	2	14	2	2	0	0	0	0	0	1	0	0
Totals			20	18	111	15	10	5	3	1	0	0	1	0	0
18 of 20 (90.0%)															

3rd-Down Conversions

Date	Opponent	Score	Overall	1st Qtr	2nd Qtr	3rd Qtr	4th Qtr	Overtime
Sep 01, 2012	NORTH TEXAS	W 41-14	7-14 50.0	1-3 33.3	3-6 50.0	2-4 50.0	1-1 100.0	
Sep 08, 2012	WASHINGTON	W 41-3	7-12 58.3	1-3 33.3	0-2 0.0	3-3 100.0	3-4 75.0	
Sep 15, 2012	IDAHO	W 63-14	4-10 40.0	2-3 66.7	0-3 0.0	1-2 50.0	1-2 50.0	
Sep 22, 2012	at Auburn	W 12-10	6-18 33.3	4-6 66.7	0-3 0.0	0-4 0.0	2-5 40.0	
Sep 29, 2012	TOWSON	W 38-22	5-12 41.7	0-3 0.0	0-3 0.0	2-3 66.7	3-3 100.0	
Oct 06, 2012	at Florida	L 6-14	1-13 7.7	0-3 0.0	0-4 0.0	0-2 0.0	1-4 25.0	
Oct 13, 2012	SOUTH CAROLINA	W 23-21	11-19 57.9	5-6 83.3	2-4 50.0	2-4 50.0	2-5 40.0	
Oct 20, 2012	at Texas A&M	W 24-19	2-16 12.5	0-2 0.0	0-5 0.0	1-5 20.0	1-4 25.0	
Nov 03, 2012	ALABAMA	L 17-21	10-20 50.0	3-5 60.0	0-4 0.0	4-5 80.0	3-6 50.0	
LSU			53-134 39.6	16-34 47.1	5-34 14.7	15-32 46.9	17-34 50.0	0-0 0.0
Opponents			37-126 29.4	6-32 18.8	12-33 36.4	6-27 22.2	13-34 38.2	0-0 0.0

4th-Down Conversions

Date	Opponent	Score	Overall	1st Qtr	2nd Qtr	3rd Qtr	4th Qtr	Overtime
Sep 01, 2012	NORTH TEXAS	W 41-14	0-0 0.0	0-0 0.0	0-0 0.0	0-0 0.0	0-0 0.0	
Sep 08, 2012	WASHINGTON	W 41-3	0-0 0.0	0-0 0.0	0-0 0.0	0-0 0.0	0-0 0.0	
Sep 15, 2012	IDAHO	W 63-14	0-0 0.0	0-0 0.0	0-0 0.0	0-0 0.0	0-0 0.0	
Sep 22, 2012	at Auburn	W 12-10	0-0 0.0	0-0 0.0	0-0 0.0	0-0 0.0	0-0 0.0	
Sep 29, 2012	TOWSON	W 38-22	0-0 0.0	0-0 0.0	0-0 0.0	0-0 0.0	0-0 0.0	
Oct 06, 2012	at Florida	L 6-14	1-1 100.0	0-0 0.0	0-0 0.0	0-0 0.0	1-1 100.0	
Oct 13, 2012	SOUTH CAROLINA	W 23-21	0-0 0.0	0-0 0.0	0-0 0.0	0-0 0.0	0-0 0.0	
Oct 20, 2012	at Texas A&M	W 24-19	2-2 100.0	0-0 0.0	2-2 100.0	0-0 0.0	0-0 0.0	
Nov 03, 2012	ALABAMA	L 17-21	0-2 0.0	0-0 0.0	0-1 0.0	0-0 0.0	0-1 0.0	
LSU			3-5 60.0	0-0 0.0	2-3 66.7	0-0 0.0	1-2 50.0	0-0 0.0
Opponents			4-8 50.0	0-1 0.0	1-1 100.0	1-2 50.0	2-4 50.0	0-0 0.0

Time of Possession

Date	Opponent	Score	Overall	1st Qtr	2nd Qtr	3rd Qtr	4th Qtr	Overtime
Sep 01, 2012	NORTH TEXAS	W 41-14	31:39	6:36	7:46	10:20	6:57	
Sep 08, 2012	WASHINGTON	W 41-3	33:39	8:06	9:03	7:19	9:11	
Sep 15, 2012	IDAHO	W 63-14	26:53	6:44	7:21	5:48	7:00	
Sep 22, 2012	at Auburn	W 12-10	33:11	10:48	6:14	8:38	7:31	
Sep 29, 2012	TOWSON	W 38-22	25:18	6:09	6:51	7:04	5:14	
Oct 06, 2012	at Florida	L 6-14	22:36	7:20	5:35	3:33	6:08	
Oct 13, 2012	SOUTH CAROLINA	W 23-21	36:57	9:21	8:50	10:09	8:37	
Oct 20, 2012	at Texas A&M	W 24-19	29:50	5:03	7:43	8:11	8:53	
Nov 03, 2012	ALABAMA	L 17-21	39:15	10:38	7:05	9:43	11:49	
LSU			Total	70:45	66:28	70:45	71:20	0:00
			Avg.	31:02	7:51	7:23	7:55	0:00
Opponents			Total	64:15	68:32	64:15	63:40	0:00
			Avg.	28:58	7:08	7:36	7:04	0:00

THE LAST TIME LSU ... (ALL GAMES)

Passing Defense

Allowed 0 passing yards	0 vs. Alabama (11/6/71)
Allowed 50 or fewer yards	47 at Ole Miss (11/19/11)
Allowed 100 or fewer yards	61 at Florida (10/6/12)
Allowed 150 or fewer yards	61 at Florida (10/6/12)
Allowed 175 or fewer yards.....	165 vs. Alabama (11/3/12)
Allowed 200 or fewer yards	165 vs. Alabama (11/3/12)

Individual Rushing

Had a player rush for 100 or more yards	107 by Jeremy Hill vs. Alabama (11/3/12)
Had a player rush for 150 or more yards	159 by Stevan Ridley vs. Vanderbilt (9/11/10)
Had a player rush for 200 or more yards.....	250 by Alley Broussard vs. Ole Miss (11/20/04)
Had a player rush for 225 or more yards	250 by Alley Broussard vs. Ole Miss (11/20/04)
Had a player rush for 2 or more TDs	2 by Jeremy Hill vs. South Carolina (10/13/12)
Had a player rush for 3 or more TDs	3 by Stevan Ridley vs. Ole Miss (11/20/10)
Had a player rush for 4 or more TDs	4 by Domanick Davis vs. Illinois (1/1/02 - Sugar Bowl)
Had a player rush for 5 or more TDs	5 by Kevin Faulk at Kentucky (11/1/97)

Individual Passing

Had a player pass for 200 or more yards.....	298 by Zach Mettenberger vs. Alabama (11/3/12)
Had a player pass for 250 or more yards	298 by Zach Mettenberger vs. Alabama (11/3/12)
Had a player pass for 300 or more yards.....	353 by Matt Flynn at Alabama (11/3/07)
Had a player pass for 350 or more yards.....	353 by Matt Flynn at Alabama (11/3/07)
Had a player pass for 400 or more yards	444 by Rohan Davey vs. Illinois (1/1/02 - Sugar Bowl)
Had a player pass for 450 or more yards.....	528 by Rohan Davey at Alabama (11/3/01)
Had a player pass for 500 or more yards	528 by Rohan Davey at Alabama (11/3/01)
Had a player pass for 2 or more TDs	2 by Jarrett Lee vs. Auburn (10/22/11)
Had a player pass for 3 or more TDs	3 by Jarrett Lee at Tennessee (10/15/11)
Had a player pass for 4 or more TDs.....	4 by Matt Flynn vs. Ohio State (1/7/08 - BCS Championship)
Had a player complete 20 passes.....	24 by Zach Mettenberger vs. Alabama (11/3/12)
Had a player complete 25 passes	31 by Rohan Davey vs. Illinois (1/1/02 - Sugar Bowl)
Had a player complete 30 passes.....	31 by Rohan Davey vs. Illinois (1/1/02 - Sugar Bowl)
Had a player complete 35 passes	35 by Rohan Davey at Alabama (11/3/02)
Had a player complete 15 straight passes	17 by Rohan Davey vs. Arkansas-6 (11/26/99), vs. Western Carolina-11 (9/2/00)
.....	17 by Matt Mauck vs. Arizona-11(9/6/03), vs. Western Illinois-6 (9/13/03)
Had a player throw 30 passes.....	35 by Zach Mettenberger vs. Alabam (11/3/12)
Had a player throw 35 passes.....	35 by Zach Mettenberger vs. Alabam (11/3/12)
Had a player throw 40 passes	47 by Matt Flynn vs. Arkansas (11/23/07)
Had a player throw 45 passes	47 by Matt Flynn vs. Arkansas (11/23/07)
Had a player throw 50 passes	53 by Rohan Davey vs. Illinois (1/1/02 - Sugar Bowl)

Individual Receiving

Had a player with 10 or more receptions in a game.....	12 by Brandon LaFell vs. Troy (11/15/08)
Had a player with 11 or more receptions in a game	12 by Brandon LaFell vs. Troy (11/15/08)
Had a player with 12 or more receptions in a game	12 by Brandon LaFell vs. Troy (11/15/08)
Had a player with 13 or more receptions in a game	14 by Josh Reed vs. Illinois (1/1/02 - Sugar Bowl)
Had a player with 14 or more receptions in a game	14 by Josh Reed vs. Illinois (1/1/02 - Sugar Bowl)
Had a player with 15 or more receptions in a game	19 by Josh Reed at Alabama (11/3/01)
Had a player receive 100 or more yards.....	128 vs. Odell Beckham, Jr. vs. Towson (9/29/12)
Had a player receive 150 or more yards	162 by Michael Clayton vs. Western Illinois (9/13/03)
Had a player receive 200 or more yards	201 by Devery Henderson at Kentucky (11/9/02)
Had a player receive 250 or more yards.....	293 by Josh Reed at Alabama (11/3/01)
Had a player receive for 2 or more TDs	2 by Odell Beckham, Jr. vs. Towson (9/29/12)
Had a player receive for 3 or more TDs	3 by Terrence Toliver vs. Texas A&M (1/7/11 - Cotton Bowl)
Had a player receive for 4 or more TDs	4 by Tony Moss vs. Ohio University (9/30/89)
Had a player receive for 5 or more TDs	5 by Carlos Carson vs. Rice (9/24/77)

THE LAST TIME LSU ... (ALL GAMES)

Games against Ranked Teams

Beat a top 25 team	#20/19 Texas A&M, 24-19, in College Station, Texas (10/20/12)
Beat a top 10 team	#3 South Carolina, 23-21, in Baton Rouge (10/13/12)
Beat a top 5 team	#3 South Carolina, 23-21, in Baton Rouge (10/13/12)
Beat an FBS No. 1 team (AP or Coaches Poll)	#1 Ohio State, 38-24 (1/7/08 - BCS Championship Game)
Beat an FBS No. 1 team (AP or Coaches Poll) at home	#1 Florida, 28-21 (10/11/97)
Beat a ranked opponent at home	#3 South Carolina, 23-21, in Baton Rouge (10/13/12)
Beat a ranked opponent on the road	#20/19 Texas A&M, 24-19, in College Station, Texas (10/20/12)
Beat a ranked opponent at a neutral site	#12 Georgia, 42-10, in SEC Championship Game in Atlanta (12/3/11)
Beat back-to-back ranked opponents	#3 South Carolina, 23-21, in Baton Rouge (10/13/12) & #20/19 Texas A&M, 24-19, in College Station (10/20/12)
Beat a ranked team in three straight games	11/23 - 1/1/02 vs. #22 Arkansas, #24 Auburn, #2 Tennessee (SEC CG), #7 Illinois (Sugar Bowl)
Beat a ranked team in four straight games	11/23 - 1/1/02 vs. #22 Arkansas, #24 Auburn, #2 Tennessee (SEC CG), #7 Illinois (Sugar Bowl)
Lost to a ranked opponent at home.....	#1 Alabama, 21-17 (11/3/12)
Lost to a ranked opponent on the road	#10/11 Florida, 14-6 (10/6/12)
Lost to a ranked opponent at a neutral site.....	#2 Alabama, 21-0, in BCS Championship Game (1/9/12)
Lost to an unranked opponent at home	Ole Miss, 31-13 (11/22/08)
Lost to an unranked opponent on the road	at Ole Miss, 25-23 (11/21/09)

Special Situations

Won on the last play of the game.....	at #2 Alabama (9-6, 11/5/11); Drew Alleman 25-yard field goal in overtime
Lost on the last play of the game	#1 Alabama, 27-21 OT (11/8/08); 1-yard run by QB John Parker Wilson in overtime
Came back and won from 10 or more down in 4th quarter	Troy, 40-31 (11/15/08); down 31-10 entering 4th quarter
Lost when leading by 10 or more in 4th quarter	Tennessee, 30-27 OT (9/26/05); led 24-7 entering fourth quarter
Lost when leading by 20 points or more	Tennessee, 30-27 OT (9/26/05); led 21-0 at halftime
Scored on the first play from scrimmage	Jordan Jefferson, 83-yard run vs. Tennessee (10/2/10)
A QB caught a pass on a designed play	Matt Flynn (35-yards from WR Early Doucet) at Alabama (11/3/07)
A RB threw a TD pass on a designated play	Spencer Ware (39 yards to Rueben Randle for a TD) at Auburn (10/23/10)
Had two RB rush for at least 100 yards each	Kenny Hilliard (141 yds) and Alfred Blue (123 yds) vs. North Texas (9/1/12)

Returns/Special Teams/Defense

Returned a KO for a TD.....	Morris Claiborne, 99 yards at West Virginia (9/24/11)
Returned a Punt for a TD	Odell Beckham, Jr. 70 yards vs. North Texas (9/1/12)
Returned an INT for a TD	Ronald Martin (45 yards) & Lavar Edwards (23 yards) vs. Idaho (9/15/12)
Returned 2 INTs for TDs.....	Ronald Martin (45 yards) & Lavar Edwards (23 yards) vs. Idaho (9/15/12)
Returned 3 INTs for TDs.....	3 vs. Arkansas State (C. Raymond, D. Walkup, C. Buckels) (10/12/91)
Recovered a fumble in endzone for a TD	Kevin Minter at Ole Miss (11/19/11)
Returned a fumble for a TD	Tyrann Mathieu, 23-yard fumble return and recovery vs. Kentucky (10/1/11)
Scored two defensive TDs in a game	2 vs. UL-Monroe (R. Brooks, INT; L. Edwards, FUM) (11/13/10)
Faked a field goal for a touchdown	Colt David (kicker), 15 yard run (9/22/07 vs. South Carolina)
Faked a punt for a first down	Brad Wing, 44-yard run in first quarter vs. Florida (10/8/11)
Faked a field goal for a first down	Josh Jasper, 5-yard run in 4th quarter (10/9/10 at Florida)
A player kicked the PAT after scoring the TD.....	Colt David vs. South Carolina (9/22/07)
Blocked a FG	Michael Brockers, 42-yard attempt in 2nd quarter of BCS Championship Game vs. Alabama (1/9/12)
Returned a blocked FG for a TD	Patrick Peterson, 53 yards on the block of Ole Miss' 47-yard FG attempt (11/21/09)
Blocked a PAT (kick)	Mark Roman, attempt by Seth Hanson (10/17/98 vs. Kentucky)
Returned a PAT for a Defensive Extra Point	Mark Roman, kick attempt by Seth Hanson (10/17/98 vs. Kentucky)
Blocked a punt.....	Daniel Graff vs. Tulane (10/31/09)
Blocked a punt for a safety	Jarvis Green, on an Andy Smith punt (10/16/99 at Kentucky)
Returned a blocked punt for TD	Craig Steltz, 29 yard, off Jacob Hester's block at Arizona State (9/10/05)
Recovered an onside kick	at Ole Miss (11/21/09); recovered by Brandon LaFell with 1:16 left in fourth quarter
Recovered an onside kick to start the game	vs. Auburn (12/1/01)
Recorded a Safety (Team).....	vs. North Carolina (9/4/10); ball rolled out of endzone on punt attempt
Recorded a Safety (Individual tackle)	Sam Montgomery at Auburn (9/22/12)
Recorded six interceptions.....	6 at Mississippi State (8/30/07)
Had a player record three interceptions.....	3 by Craig Steltz at Mississippi State (8/30/07)
Had a player record 15 tackles.....	20 (17 solo) by Kevin Minter at Florida (10/6/12)
Had six sacks as a team	6 vs. Auburn (10/22/11)

Opponent Returns/Special Teams

Returned a KO for a TD	Andre Debose, 88 yards (10/9/10 at Florida)
Returned a Punt for a TD.....	Marshay Green, 44 yards (11/17/07 at Ole Miss)
Returned an INT for a TD	Terence Moore, 22 yards (11/15/08 by Troy)
Returned 3 INTs for TDs.....	3, by Alvis, Smith, Robinson (9/17/94 at Auburn)
Recovered a fumble in endzone for a TD	Chris Shelling (9/17/94 at Auburn)
Returned a fumble for a TD	Alonzo Highsmith, 47 yards in first quarter (11/25/11 in Baton Rouge)
Blocked a FG	at Alabama (11/3/07)
Blocked a punt.....	Florida (10/8/11) in fourth quarter
Blocked two punts	2 at Virginia Tech (9/1/02)
Blocked a punt for a safety.....	blocked Donnie Jones (9/1/02 at Virginia Tech)
Recorded a Safety (Team).....	vs. Western Kentucky (11/12/11)
Blocked a PAT (kick)	Ole Miss (11/18/06)
Returned a PAT for a Defensive Extra Point	Eric Kelly, off bad snap (10/17/98 vs. Kentucky)
Faked a field goal for a TD.....	Damon Duval, 1 yard run (9/18/99 vs. Auburn)
Recovered an onside kick	Georgia (12/3/11 SEC Championship Game in first quarter)

THE LAST TIME LSU ... (SEC REGULAR SEASON GAMES)**Scoring**

Scored 30 or more points	41 vs. Arkansas (11/25/11)
Scored 35 or more points.....	41 vs. Arkansas (11/25/11)
Scored 40 or more points	41 vs. Arkansas (11/25/11)
Scored 45 or more points	52 at Ole Miss (11/19/11)
Scored 50 or more points	52 at Ole Miss (11/19/11)
Scored 55 or more points.....	55 vs. Arkansas (11/28/03)
Scored 60 or more points	63 vs. Kentucky (11/1/97)

Total Offense

Had more than 400 total yards	435 vs. Alabama (11/3/12)
Had more than 450 total yards	494 vs. Arkansas (11/25/11)
Had more than 500 total yards	546 vs. Kentucky (10/14/06)
Had more than 550 total yards.....	599 vs. Mississippi State (9/25/04)
Had more than 600 total yards.....	611 vs. Alabama (11/13/01)

Rushing Offense

Rushed for 150 or more yards.....	219 at Texas A&M (10/20/12)
Rushed for 200 or more yards.....	219 at Texas A&M (10/20/12)
Rushed for 250 or more yards	258 vs. South Carolina (10/13/12)
Rushed for 300 or more yards.....	353 at Ole Miss (11/19/11)
Rushed for 350 or more yards	353 at Ole Miss (11/19/11)
Rushed for 400 or more yards.....	400 vs. Kentucky (11/1/97)
Rushed for 425 or more yards.....	426 vs. Ole Miss (10/30/76)

Passing Offense

Passed for 250 or more yards	296 vs. Alabama (11/3/12)
Passed for 300 or more yards.....	309 vs. Georgia (10/25/08)
Passed for 350 or more yards	388 at Alabama (11/3/07)
Passed for 400 or more yards.....	528 vs. Alabama (11/3/01)
Passed for 450 or more yards.....	528 vs. Alabama (11/3/01)
Passed for 500 or more yards.....	528 vs. Alabama (11/3/01)

Scoring Defense

Allowed 0 points.....	0 at Mississippi State (8/30/07)
Allowed 3 or fewer points.....	3 at Ole Miss (11/19/11)
Allowed 7 or fewer points.....	3 at Ole Miss (11/19/11)
Allowed 10 or fewer points.....	10 at Auburn (9/22/12)
Allowed 14 or fewer points.....	14 at Florida (10/6/12)

Total Defense

Allowed fewer than 100 total yards.....	90 vs. Auburn (10/13/73)
Allowed fewer than 125 total yards	114 vs. Kentucky (10/19/85)
Allowed fewer than 150 total yards.....	135 vs. Vanderbilt (9/11/10)
Allowed fewer than 175 total yards	135 vs. Vanderbilt (9/11/10)
Allowed fewer than 200 total yards.....	183 at Auburn (9/22/12)
Allowed fewer than 225 total yards.....	211 vs. South Carolina (10/13/12)
Allowed fewer than 250 total yards	211 vs. South Carolina (10/13/12)
Allowed fewer than 275 total yards.....	211 vs. South Carolina (10/13/12)
Allowed fewer than 300 total yards.....	211 vs. South Carolina (10/13/12)

Rushing Defense

Allowed 0 or fewer yards	0 at South Carolina (10/18/03)
Allowed 10 or fewer yards.....	10 at Mississippi State (8/30/07)
Allowed 20 or fewer yards.....	20 at Alabama (11/3/07)
Allowed 30 or fewer yards.....	20 at Alabama (11/3/07)
Allowed 40 or fewer yards.....	34 vs. South Carolina (10/13/12)
Allowed 50 or fewer yards.....	34 vs. South Carolina (10/13/12)
Allowed 60 or fewer yards.....	34 vs. South Carolina (10/13/12)
Allowed 70 or fewer yards.....	34 vs. South Carolina (10/13/12)
Allowed 80 or fewer yards.....	34 vs. South Carolina (10/13/12)
Allowed 90 or fewer yards.....	34 vs. South Carolina (10/13/12)
Allowed 100 or fewer yards	34 vs. South Carolina (10/13/12)

THE LAST TIME LSU ... (SEC REGULAR SEASON GAMES)

Passing Defense

Allowed 0 passing yards.....	0 vs. Alabama (11/6/71)
Allowed 25 or fewer passing yards.....	23 at Alabama (11/27/90)
Allowed 50 or fewer passing yards.....	47 at Ole Miss (11/19/11)
Allowed 75 or fewer passing yards.....	61 at Florida (10/6/12)
Allowed 100 or fewer passing yards.....	61 at Florida (10/6/12)
Allowed 125 or fewer passing yards.....	61 at Florida (10/6/12)
Allowed 150 or fewer passing yards.....	61 at Florida (10/6/12)
Allowed 175 or fewer passing yards.....	165 vs. Alabama (11/3/12)
Allowed 200 or fewer passing yards.....	165 vs. Alabama (11/3/12)

Rushing

Had a player rush for 100 or more yards.....	107 by Jeremy Hill vs. Alabama (11/3/12)
Had a player rush for 125 or more yards.....	127 by Jeremy Hill at Texas A&M (10/20/12)
Had a player rush for 150 or more yards.....	159 by Stevan Ridley vs. Vanderbilt (9/11/10)
Had a player rush for 175 or more yards.....	250 by Alley Broussard vs. Ole Miss (11/20/04)
Had a player rush for 200 or more yards.....	250 by Alley Broussard vs. Ole Miss (11/20/04)
Had a player rush for 225 or more yards.....	250 by Alley Broussard vs. Ole Miss (11/20/04)
Had a player rush for 2 or more TDs.....	2 by Kenny Hilliard vs. Auburn (10/22/11)
Had a player rush for 3 or more TDs.....	3 by Stevan Ridley vs. Ole Miss (11/20/10)
Had a player rush for 4 or more TDs.....	5 by Kevin Faulk at Kentucky (11/1/97)
Had a player rush for 5 or more TDs.....	5 by Kevin Faulk at Kentucky (11/1/97)

Passing

Had a player pass for 200 or more yards.....	298 by Zach Mettenberger vs. Alabama (11/3/12)
Had a player pass for 225 or more yards.....	298 by Zach Mettenberger vs. Alabama (11/3/12)
Had a player pass for 250 or more yards.....	298 by Zach Mettenberger vs. Alabama (11/3/12)
Had a player pass for 275 or more yards.....	298 by Zach Mettenberger vs. Alabama (11/3/12)
Had a player pass for 300 or more yards.....	353 by Matt Flynn at Alabama (11/3/07)
Had a player pass for 325 or more yards.....	353 by Matt Flynn at Alabama (11/3/07)
Had a player pass for 350 or more yards.....	353 by Matt Flynn at Alabama (11/3/07)
Had a player pass for 375 or more yards.....	528 by Rohan Davey at Alabama (11/3/01)
Had a player pass for 400 or more yards.....	528 by Rohan Davey at Alabama (11/3/01)
Had a player pass for 425 or more yards.....	528 by Rohan Davey at Alabama (11/3/01)
Had a player pass for 450 or more yards.....	528 by Rohan Davey at Alabama (11/3/01)
Had a player pass for 500 or more yards.....	528 by Rohan Davey at Alabama (11/3/01)
Had a player pass for 2 or more TDs.....	2 by Jarrett Lee vs. Auburn (10/22/11)
Had a player pass for 3 or more TDs.....	3 by Jarrett Lee at Tennessee (10/15/11)
Had a player pass for 4 or more TDs.....	4 by Matt Mauck vs. Arkansas (11/28/03)
Had a player complete 20 passes.....	24 by Zach Mettenberger vs. Alabama (11/3/12)
Had a player complete 25 passes.....	35 by Rohan Davey at Alabama (11/3/01)
Had a player complete 30 passes.....	35 by Rohan Davey at Alabama (11/3/01)
Had a player complete 35 passes.....	35 by Rohan Davey at Alabama (11/3/01)
Had a player throw 30 passes.....	35 by Zach Mettenberger vs. Alabama (11/3/12)
Had a player throw 35 passes.....	35 by Zach Mettenberger vs. Alabama (11/3/12)
Had a player throw 40 passes.....	47 by Matt Flynn vs. Arkansas (11/23/07)
Had a player throw 45 passes.....	47 by Matt Flynn vs. Arkansas (11/23/07)
Had a player throw 50 passes.....	58 by Josh Booty vs. Auburn (9/18/99)

Receiving

Had a player with 10 or more receptions in a game.....	12 by Michael Clayton at Alabama (11/15/03)
Had a player with 11 or more receptions in a game.....	12 by Michael Clayton at Alabama (11/15/03)
Had a player with 12 or more receptions in a game.....	12 by Michael Clayton at Alabama (11/15/03)
Had a player with 13 or more receptions in a game.....	19 by Josh Reed at Alabama (11/3/01)
Had a player with 14 or more receptions in a game.....	19 by Josh Reed at Alabama (11/3/01)
Had a player with 15 or more receptions in a game.....	19 by Josh Reed at Alabama (11/3/01)
Had a player receive 100 or more yards.....	134 by Rueben Randle vs. Arkansas (11/25/11)
Had a player receive 125 or more yards.....	134 by Rueben Randle vs. Arkansas (11/25/11)
Had a player receive 150 or more yards.....	201 by Devery Henderson at Kentucky (11/9/02)
Had a player receive 175 or more yards.....	201 by Devery Henderson at Kentucky (11/9/02)
Had a player receive 200 or more yards.....	201 by Devery Henderson at Kentucky (11/9/02)
Had a player receive 250 or more yards.....	293 by Josh Reed at Alabama (11/3/01)
Had a player receive 2 or more TDs.....	2 by Rueben Randle vs. Auburn (10/22/11)
Had a player receive 3 or more TDs.....	3 by Dwayne Bowe vs. Kentucky (10/14/06)

TURNOVERS

Opponent	Forced by LSU					Forced By Opponent			
	Fum	Int	Tot	Pts Off	Margin	Fum	Int	Tot	Pts Off
North Texas	1	1	2	0	1	0	1	1	0
Washington	0	1	1	7	0	1	0	1	3
Idaho	0	4	4	28	3	0	1	1	7
at Auburn	1	2	3	3	1	2	0	2	7
Towson	2	0	2	7	-1	3	0	3	10
at Florida	2	0	2	3	-1	2	1	3	7
South Carolina	0	2	2	3	1	0	1	1	7
at Texas A&M	2	3	5	21	5	0	0	0	0
Alabama	2	0	2	7	2	0	0	0	0
Mississippi State									
Ole Miss									
at Arkansas									
TOTALS	10	13	23	79	11	8	4	12	41

LSU BIG PLAYS

Opponent	Rushing				Passing				Special Teams	
	15+	20+	30+	40+	20+	30+	40+	50+	Block	Ret. TD
North Texas	4	3	3	1	3	2	0	0	0	1
Washington	4	1	0	0	5	1	0	0	0	0
Idaho	3	1	1	1	3	2	1	0	0	0
at Auburn	3	2	1	0	2	1	0	0	0	0
Towson	2	2	1	1	5	1	1	1	0	0
at Florida	0	0	0	0	3	1	1	1	0	0
South Carolina	3	1	1	1	2	0	0	0	0	0
at Texas A&M	3	2	1	1	1	0	0	0	0	0
Alabama	3	0	0	0	5	3	1	0	0	0
Mississippi State										
Ole Miss										
at Arkansas										
TOTALS	25	12	8	4	29	11	4	2	0	1

OPPONENT BIG PLAYS

OPPONENT	Rushing				Passing				Special Teams	
	15+	20+	30+	40+	20+	30+	40+	50+	Block	Ret. TD
North Texas	0	0	0	0	1	1	1	1	0	0
Washington	0	0	0	0	2	0	0	0	0	0
Idaho	1	0	0	0	1	0	0	0	0	0
at Auburn	2	2	0	0	2	0	0	0	0	0
Towson	3	1	1	1	1	0	0	0	0	0
at Florida	1	0	0	0	0	0	0	0	0	0
South Carolina	1	0	0	0	3	0	0	0	0	0
at Texas A&M	2	0	0	0	4	0	0	0	0	0
Alabama	3	1	0	0	1	0	0	0	0	0
Mississippi State										
Ole Miss										
at Arkansas										
TOTALS	13	4	1	1	15	1	1	1	0	0

LSU SCORING DRIVES

OPPONENT	No.	Plays	Yards	Time	For TD	Plays	Yards	Time
North Texas	6	6.5	69.3	3:50	4	5.5	70.0	2:13
Washington	7	8.4	58.3	3:35	5	7.8	56.8	3:21
Idaho	7	5.1	53.9	2:06	7	5.1	53.9	2:06
at Auburn	2	8	47.0	3:53	1	9.0	59.0	4:03
Towson	6	5.2	51.0	1:49	5	5.0	57.4	1:59
at Florida	2	7	33.5	2:55	0	0	0	0
South Carolina	5	9.4	56.0	4:25	2	5.0	59.5	1:54
at Texas A&M	4	6.5	50.0	2:03	3	4.7	48.3	1:05
Alabama	3	10.6	67	5:00	2	10	74	5:03
Mississippi State								
Ole Miss								
at Arkansas								
TOTALS	42	7.1	56.1	3:11	29	6.0	60.7	2:29

*Does not include overtime drives

FIELD POSITION

Opponent	LSU			
	No. of Drives	Avg. Start	Inside 20	Past 50
North Texas	12	Own 32	3	2
Washington	11	Own 32	2	2
Idaho	13	Own 42	1	4
at Auburn	13	Own 27	3	1
Towson	15	Own 42	0	5
at Florida	12	Own 24	4	1
South Carolina	12	Own 36	1	2
at Texas A&M	15	Own 30	3	3
Alabama	13	Own 28	4	2
Mississippi State				
Ole Miss				
at Arkansas				
TOTALS	116	Own 30	21	22

Opponent	Opponents			
	No. of Drives	Avg. Start	Inside 20	Past 50
North Texas	13	Own 22	3	0
Washington	12	Own 26	3	1
Idaho	16	Own 20	10	1
at Auburn	13	Own 26	4	1
Towson	14	Own 28	4	2
at Florida	13	Own 30	5	2
South Carolina	13	Own 32	2	1
at Texas A&M	16	Own 30	2	2
Alabama	12	Own 26	3	1
Mississippi State				
Ole Miss				
at Arkansas				
TOTALS	122	Own 29	36	11

DRIVE STATISTICS

Opponent	No.	LSU					
		3 & Out	Pct.	Score	Pct.	TD	Pct.
North Texas	12	2	16.7	6	50.0	4	33.3
Washington	11	2	16.7	7	58.3	5	41.7
Idaho	13	2	15.3	7	53.8	7	53.8
at Auburn	13	3	23.1	2	15.4	1	7.6
Towson	15	4	26.7	6	40.0	5	33.3
at Florida	12	5	41.7	2	16.7	0	0
South Carolina	12	2	16.7	5	41.7	2	16.7
at Texas A&M	15	7	46.7	4	26.7	3	20.0
Alabama	13	1	7.7	3	23.1	2	15.4
Mississippi State							
Ole Miss							
at Arkansas							
TOTALS	116	28	24.1	42	36.0	29	25.0

Opponent	No.	Opponents					
		3 & Out	Pct.	Score	Pct.	TD	Pct.
North Texas	13	8	61.5	2	15.4	2	15.4
Washington	12	4	33.3	1	8.3	0	0
Idaho	16	5	31.3	2	12.5	2	12.5
at Auburn	13	3	23.1	2	15.4	1	7.6
Towson	14	3	21.4	4	28.6	3	21.4
at Florida	13	2	15.3	2	15.3	2	15.3
South Carolina	13	5	38.5	3	23.1	3	23.1
at Texas A&M	16	1	6.3	4	25.0	2	12.5
Alabama	12	6	50.0	3	25.0	3	25.0
Mississippi State							
Ole Miss							
at Arkansas							
TOTALS	122	37	30.3	23	8.2	18	14.7

IN THE RED ZONE

Opponent	LSU					
	Inside 20	TD	Run/Pass	TD Pct.	FG	Score Pct.
North Texas	5	2	2/0	40.0	1	60.0
Washington	5	3	3/0	60.0	2	100
Idaho	7	6	4/2	85.7	0	85.7
at Auburn	4	1	1/0	25.0	1	50.0
Towson	4	2	2/0	50.0	1	75.0
at Florida	2	0	0/0	0	2	100
South Carolina	5	1	1/0	20.0	3	80.0
at Texas A&M	2	1	1/0	50.0	1	100
Alabama	2	2	1/1	100	0	100
Mississippi State						
Ole Miss						
at Arkansas						
TOTALS	36	18	15/3	50.0	11	80.1

Opponent	Opponents					
	Inside 20	TD	Run/Pass	TD Pct.	FG	Score Pct.
North Texas	1	1	0/1	100	0	100
Washington	1	0	0/0	0	1	100
Idaho	1	1	0/1	100	0	100
at Auburn	1	1	1/0	100	0	100
Towson	4	3	2/1	75.0	1	100
at Florida	2	2	2/0	100	0	100
South Carolina	3	3	1/2	100	0	100
at Texas A&M	4	2	2/0	50.0	1	75.0
Alabama	3	2	2/0	66.7	0	66.7
Mississippi State						
Ole Miss						
at Ark/16ansas						
TOTALS	20	15	10/5	75.0	3	90.0

3RD DOWN AND ...

Yards	LSU													Total
	UNT	UW	UI	AU	TOW	UF	SC	A&M	UA	MSU	UM	Ark.		
1-3	7/8	4/6	2/2	3/7	2/3	0/4	6/9	1/3	1/2				26/43	
4-6	0/1	1/1	1/4	2/7	1/1	0/1	4/6	0/4	6/10				15/35	
7-9	0/1	1/1	1/2	1/2	0/3	0/2	0/0	1/4	3/6				7/20	
10-14	0/3	1/3	0/1	0/2	2/4	0/3	1/3	0/5	0/2				4/23	
15+	0/1	0/1	0/1	0/0	0/1	1/3	0/1	0/0	0/0				1/8	
4+	0/6	3/7	2/8	3/11	3/9	1/9	5/9	1/13	9/18				27/90	
7+	0/5	2/5	1/4	1/4	2/8	1/8	1/3	1/9	3/8				12/54	
10+	0/4	1/4	0/2	0/3	2/5	1/6	1/3	0/5	0/2				5/33	
TOT	7/14	7/12	4/10	6/18	5/12	1/13	11/19	2/16	10/20				53/121	

Yards	Opponents													Total
	UNT	UW	UI	AU	TOW	UF	SC	A&M	UA	MSU	UM	Ark.		
1-3	3/3	1/2	1/1	1/1	3/5	6/6	2/5	3/5	0/2				20/30	
4-6	0/3	1/3	0/2	0/3	1/2	1/2	1/2	2/4	1/3				7/24	
7-9	0/3	1/7	2/6	1/3	1/3	0/1	0/3	0/4	0/2				5/32	
10-14	1/3	0/3	0/3	0/3	1/4	0/2	0/1	1/3	0/1				3/23	
15+	1/3	1/1	0/2	0/2	0/3	0/3	0/2	0/0	0/1				2/17	
4+	2/12	3/14	2/13	1/11	3/12	1/8	1/8	3/10	1/7				17/95	
7+	2/9	2/11	2/11	1/8	2/10	0/6	0/6	1/7	0/4				10/71	
10+	2/6	1/4	0/5	0/5	1/7	0/5	0/3	1/3	0/2				5/40	
TOT	5/15	4/16	3/14	2/12	6/17	7/14	3/13	6/16	1/9				37/122	

DRIVE SUPERLATIVES

Longest Drive

No. of Plays	16 three times, last vs. So. Carolina (75 yds, 7:57), results in FG
By No. of Yards	90 (7p, 3:08) vs. Alabama; results in TD
By Time of Possession	8:17 (16p, 74 yds) vs. North Texas; results in FG

Opponents

13 by North Texas (66 yds, 7:16); results in TD
92 by Alabama (11p, 6:00); results in TD
7:16 by North Texas (13p, 66 yards); results in TD

Shortest Drive

By No. of Plays	1 five times, last at Texas A&M (47 yds, 0:08); results in TD
By No. of Yards	-10 (3p, 1:41) vs. Towson; results in Punt
By Time of Possession	0:04 (1p, 0 yds) vs. Alabama; results in End of Half

Opponents

1 (-2 yds, 0:11) by Texas A&M; results in End of Half
-12 (3p, 1:17) by South Carolina; results in Punt
0:10 (2p, 1 yd) by South Carolina; results in TD

LSU DRIVE CHARTS

North Texas

Qtr.	Time	Start	PI-Yds	TOP	Result
1st	13:49	LSU 34	4-66	1:19	TOUCHDOWN
1st	10:13	LSU 15	5-31	1:49	Punt
1st	5:32	LSU 29	3-(1)	1:45	Punt
1st	0:42	LSU 20	4-11	0:59	Punt
1st	1:43	LSU 32	5-68	1:47	TOUCHDOWN
2nd	10:40	LSU 11	11-62	4:14	FIELD GOAL
2nd	4:56	UNT 29	7-12	2:36	Missed FG
2nd	1:49	LSU 26	6-67	0:46	Interception
3rd	15:00	LSU 25	3-5	1:34	Punt
3rd	10:27	LSU 13	16-74	8:17	FIELD GOAL
3rd	0:29	LSU 29	4-71	0:38	TOUCHDOWN
4th	7:28	LSU 25	9-75	5:08	TOUCHDOWN
4th	1:40	UNT 24	2-(6)	1:40	End of Half

Washington

Qtr.	Time	Start	PI-Yds	TOP	Result
1st	15:00	LSU 20	0-0	0:06	Fumble
1st	13:56	LSU 34	3-0	1:06	Punt
1st	11:57	WASH 38	2-38	0:39	TOUCHDOWN
1st	10:25	LSU 23	6-32	3:15	Punt
1st	4:43	WASH 47	7-47	2:32	TOUCHDOWN
1st	0:21	LSU 30	10-69	5:19	FIELD GOAL
2nd	8:08	LSU 30	10-55	3:05	FIELD GOAL
2nd	1:00	LSU 18	2-(5)	1:00	End of Half
3rd	13:18	LSU 39	7-61	2:43	TOUCHDOWN
3rd	7:27	LSU 27	10-73	4:36	TOUCHDOWN
4th	14:48	LSU 35	13-65	6:44	TOUCHDOWN
4th	4:30	LSU 17	3-7	2:27	Punt

Idaho

Qtr.	Time	Start	PI-Yds	TOP	Result
1st	11:45	LSU 46	4-54	1:59	TOUCHDOWN
1st	9:02	IDAHO 30	6-30	2:33	TOUCHDOWN
1st	4:41	LSU 32	3-4	1:07	Punt
1st	1:05	IDAHO 32	5-24	1:25	Interception
2nd	13:38	LSU 36	5-26	3:40	Punt
2nd	5:25	LSU 42	5-(3)	2:07	Punt
2nd	1:33	IDAHO 39	3-39	0:56	TOUCHDOWN
3rd	14:52	LSU 32	5-15	2:28	Punt
3rd	8:43	LSU 29	1-71	0:14	TOUCHDOWN
3rd	2:58	LSU 13	9-87	2:58	TOUCHDOWN
4th	14:09	LSU 22	10-78	4:01	TOUCHDOWN
4th	9:07	LSU 33	3-4	1:36	Punt
4th	5:58	IDAHO 18	3-18	1:23	TOUCHDOWN

OPPONENT DRIVE CHARTS

North Texas

Qtr.	Time	Start	PI-Yds	TOP	Result
1st	15:00	UNT 25	3-(2)	1:11	Punt
1st	12:30	UNT 25	3-3	2:17	Punt
1st	8:24	UNT 16	3-8	1:58	Punt
1st	6:26	UNT 25	3-0	0:54	Punt
1st	3:47	UNT 21	3-8	2:04	Punt
2nd	14:50	UNT 20	10-36	4:10	Punt
2nd	6:19	UNT 18	3-2	1:23	Interception
2nd	2:20	UNT 20	3-80	0:25	TOUCHDOWN
2nd	1:03	UNT 01	2-2	1:03	End of Half
3rd	13:26	UNT 36	5-19	2:59	Punt
3rd	2:05	UNT 22	3-3	1:36	Punt
4th	14:44	UNT 34	13-66	7:16	TOUCHDOWN
4th	2:20	UNT 25	2-(1)	0:40	Fumble

Washington

Qtr.	Time	Start	PI-Yds	TOP	Result
1st	14:54	LSU 20	4-4	0:51	FIELD GOAL
1st	12:50	WASH 4	3-2	0:53	Punt
1st	11:18	WASH 25	3-0	0:53	Punt
1st	7:10	WASH 20	5-9	2:27	Punt
1st	2:04	WASH 30	3-(2)	1:43	Punt
2nd	9:56	WASH 17	6-16	1:48	Punt
2nd	5:03	WASH 25	9-29	4:03	Punt
3rd	15:00	WASH 25	3-(8)	1:42	Punt
3rd	10:35	WASH 25	7-45	3:08	Interception
3rd	2:51	WASH 25	8-40	3:03	Downs
4th	7:56	WASH 27	6-19	3:26	Punt
4th	2:03	WASH 11	4-13	2:03	End of Half

Idaho

Qtr.	Time	Start	PI-Yds	TOP	Result
1st	15:00	IDAHO 25	7-29	3:15	Downs
1st	9:46	IDAHO 25	2-2	0:44	Interception
1st	6:22	IDAHO 13	3-0	1:41	Punt
1st	3:34	IDAHO 9	3-(2)	2:29	Punt
2nd	14:40	LSU 5	2-5	0:53	TOUCHDOWN
2nd	9:58	IDAHO 20	2-3	0:53	Interception
2nd	9:01	IDAHO 19	7-81	3:27	TOUCHDOWN
2nd	3:18	IDAHO 12	3-(10)	1:45	Punt
2nd	0:30	IDAHO 8	1-(1)	0:30	End of Half
3rd	12:24	IDAHO 6	4-18	1:26	Interception
3rd	10:52	IDAHO 16	3-9	2:09	Punt
3rd	8:23	IDAHO 13	9-33	5:25	Punt
4th	15:00	IDAHO 25	3-3	0:51	Punt
4th	10:08	IDAHO 25	3-1	1:01	Punt
4th	7:31	IDAHO 12	3-2	1:33	Interception
4th	4:27	IDAHO 6	7-31	4:27	End of Half

LSU DRIVE CHARTS

at Auburn

Qtr.	Time	Start	PI-Yds	TOP	Result
1st	14:05	LSU 42	11-56	5:34	Fumble
1st	8:21	LSU 41	9-59	4:03	TOUCHDOWN
1st	2:13	LSU 26	3-0	1:11	Fumble
2nd	15:00	LSU 25	5-21	2:40	Punt
2nd	9:05	LSU 11	4-6	2:39	Punt
2nd	1:21	LSU 25	4-30	0:55	Punt
3rd	15:00	LSU 25	5-21	3:13	Punt
3rd	9:37	LSU 13	3-0	0:28	Punt
3rd	9:09	AUB 48	7-35	3:43	FIELD GOAL
3rd	3:42	LSU 44	3-(6)	1:14	Punt
4th	14:04	LSU 9	3-4	1:06	Punt
4th	10:51	LSU 21	8-29	2:47	Punt
4th	4:17	LSU 27	8-57	3:38	Missed FG

Towson

Qtr.	Time	Start	PI-Yds	TOP	Result
1st	15:00	LSU 29	6-32	2:42	Punt
1st	10:37	LSU 22	1-78	0:13	TOUCHDOWN
1st	7:52	LSU 32	4-10	1:57	Punt
1st	3:26	LSU 26	3-12	1:17	Fumble
2nd	13:32	LSU 34	3-(10)	1:13	Punt
2nd	12:09	TOW 36	4-3	1:30	Missed FG
2nd	7:31	TOW 48	3-(7)	0:47	Fumble
2nd	5:15	LSU 38	6-62	2:23	TOUCHDOWN
2nd	2:15	TOW 22	6-17	0:56	FIELD GOAL
3rd	12:02	LSU 36	4-51	1:37	Fumble
3rd	9:00	TOW 44	3-(10)	1:41	Punt
3rd	7:19	TOW 8	3-8	1:23	TOUCHDOWN
3rd	2:23	LSU 30	6-70	2:31	TOUCHDOWN
4th	8:49	LSU 29	9-71	3:27	TOUCHDOWN
4th	1:24	LSU 22	2-(6)	1:24	End of Half

at Florida

Qtr.	Time	Start	PI-Yds	TOP	Result
1st	15:00	LSU 22	10-64	4:12	FIELD GOAL
1st	5:50	LSU 9	3-2	1:49	Punt
1st	1:19	LSU 6	3-6	1:19	Punt
2nd	13:35	LSU 21	3-0	0:20	Interception
2nd	10:57	LSU 8	3-6	1:22	Punt
2nd	6:05	LSU 25	3-10	2:15	Punt
2nd	2:02	UF 7	4-3	1:38	FIELD GOAL
3rd	11:30	LSU 21	6-30	2:31	Punt
3rd	5:15	LSU 18	3-59	1:02	Fumble
4th	13:18	LSU 25	6-18	4:15	Punt
4th	5:43	LSU 20	7-11	1:53	Punt
4th	0:09	LSU 22	1-8	0:00	Fumble

South Carolina

Qtr.	Time	Start	PI-Yds	TOP	Result
1st	13:19	LSU 26	16-69	7:47	FIELD GOAL
1st	1:38	LSU 42	5-24	1:34	Interception
2nd	14:54	LSU 35	12-50	4:00	Missed FG
2nd	9:03	LSU 35	6-27	4:04	Punt
2nd	0:46	LSU 3	1-(1)	0:46	End of Half
3rd	14:49	LSU 31	9-69	3:36	TOUCHDOWN
3rd	8:52	LSU 25	5-8	2:00	Punt
3rd	5:02	LSU 35	3-(1)	0:59	Punt
3rd	3:14	LSU 22	16-75	7:57	FIELD GOAL
4th	9:13	USC 22	5-17	2:36	FIELD GOAL
4th	5:15	LSU 50	1-50	0:12	TOUCHDOWN
4th	1:41	USC 49	3-5	1:06	Punt

OPPONENT DRIVE CHARTS

at Auburn

Qtr.	Time	Start	PI-Yds	TOP	Result
1st	15:00	AUB 25	3-(4)	0:55	Punt
1st	8:31	AUB 3	1-(3)	0:10	SAFETY
1st	4:18	AUB 20	3-0	2:05	Punt
1st	1:02	LSU 26	3-26	1:02	TOUCHDOWN
2nd	12:20	AUB 20	5-22	3:15	Punt
2nd	6:26	AUB 35	9-42	5:05	FIELD GOAL
2nd	0:26	AUB 10	1-(2)	0:26	End of Half
3rd	11:47	AUB 16	4-(7)	2:10	Punt
3rd	5:26	AUB 44	3-4	1:44	Fumble
3rd	2:28	AUB 18	7-42	3:24	Interception
4th	12:58	AUB 27	3-9	2:07	Punt
4th	8:04	AUB 30	6-20	3:47	Punt
4th	0:39	AUB 20	5-17	0:39	Interception

Towson

Qtr.	Time	Start	PI-Yds	TOP	Result
1st	12:18	TOW 20	3-4	1:41	Punt
1st	10:19	TOW 17	5-13	2:27	Punt
1st	5:55	TOW 17	6-12	2:29	Punt
1st	2:09	LSU 38	8-29	3:35	FIELD GOAL
2nd	12:19	TOW 36	1-0	0:10	Fumble
2nd	10:39	TOW 34	6-5	3:08	Punt
2nd	6:44	LSU 45	4-45	1:29	TOUCHDOWN
2nd	2:52	TOW 25	3-(9)	0:37	Punt
2nd	1:13	TOW 18	5-19	1:13	End of Half
3rd	14:54	TOW 25	6-39	2:52	Missed FG
3rd	10:25	TOW 13	3-(2)	1:25	Punt
3rd	5:56	TOW 25	7-16	3:33	Punt
4th	14:45	TOW 36	12-64	5:47	TOUCHDOWN
4th	5:15	TOW 20	6-80	3:45	TOUCHDOWN

at Florida

Qtr.	Time	Start	PI-Yds	TOP	Result
1st	10:48	UF 14	9-26	4:58	Punt
1st	4:01	UF 45	3-(12)	2:42	Punt
2nd	15:00	UF 40	4-(5)	1:25	Punt
2nd	13:15	LSU 38	3-(11)	2:18	Punt
2nd	9:35	UF 29	8-46	3:30	Fumble
2nd	3:50	UF 17	4-(10)	1:48	Fumble
2nd	0:24	UF 22	1-(2)	0:24	End of Half
3rd	15:00	UF 16	6-17	3:30	Punt
3rd	8:59	UF 15	8-85	3:44	TOUCHDOWN
3rd	4:13	UF 23	11-77	5:55	TOUCHDOWN
4th	9:03	UF 26	5-21	3:20	Punt
4th	3:50	UF 12	7-30	3:41	Punt
4th	0:09	LSU 30	1-(2)	0:09	End of Half

South Carolina

Qtr.	Time	Start	PI-Yds	TOP	Result
1st	15:00	USC 25	3-9	1:41	Punt
1st	5:29	USC 12	6-15	3:51	Punt
1st	0:04	LSU 1	2-1	0:10	TOUCHDOWN
2nd	10:54	USC 20	3-9	1:51	Punt
2nd	4:59	USC 28	12-35	4:13	Punt
3rd	11:13	USC 25	5-16	2:21	Punt
3rd	6:52	USC 46	5-54	1:41	TOUCHDOWN
3rd	4:03	USC 42	3-1	0:49	Punt
4th	10:17	USC 25	3-4	1:04	Interception
4th	6:32	USC 19	3-(12)	1:17	Punt
4th	4:54	USC 23	11-77	3:13	TOUCHDOWN
4th	0:35	USC 20	4-12	0:35	Interception

LSU DRIVE CHARTS

at Texas A&M

Qtr.	Time	Start	Pl-Yds	TOP	Result
1st	10:46	LSU 32	3-3	1:40	Punt
1st	5:41	LSU 12	8-37	3:23	Punt
2nd	14:53	LSU 6	3-6	1:31	Punt
2nd	11:10	LSU 20	3-4	0:44	Punt
2nd	7:24	LSU 25	5-11	2:20	Punt
2nd	4:22	LSU 42	7-58	2:33	TOUCHDOWN
2nd	0:46	TAMU 40	6-40	0:35	TOUCHDOWN
3rd	15:00	LSU 25	3-9	1:38	Punt
3rd	10:19	LSU 24	3-0	0:30	Punt
3rd	7:32	LSU 40	9-23	4:48	Missed FG
3rd	1:15	LSU 6	3-5	1:23	Punt
4th	13:32	LSU 34	12-55	4:57	FIELD GOAL
4th	7:28	LSU 20	7-26	2:33	Punt
4th	3:20	TAMU 47	1-47	0:08	TOUCHDOWN
4th	1:17	TAMU 49	3-4	1:07	Punt

Alabama

Qtr.	Time	Start	Pl-Yds	TOP	Result
1st	15:00	LSU 25	8-29	2:50	Punt
1st	11:04	LSU 26	12-53	4:53	FIELD GOAL
1st	2:55	LSU 20	7-23	3:38	Punt
2nd	8:12	LSU 12	3-4	1:23	Punt
2nd	6:49	BAMA 32	5-0	2:13	Downs
2nd	3:38	LSU 9	8-54	2:30	Missed FG
2nd	0:04	BAMA 49	1-0	0:04	End of Half
3rd	13:55	LSU 33	3-3	1:38	Punt
3rd	10:34	LSU 42	13-58	6:59	TOUCHDOWN
3rd	1:06	LSU 10	7-90	3:08	TOUCHDOWN
4th	11:51	LSU 37	6-39	3:10	Downs
4th	7:20	LSU 19	12-53	5:46	Missed FG
4th	0:45	LSU 20	3-(1)	0:45	End of Half

OPPONENT DRIVE CHARTS

at Texas A&M

Qtr.	Time	Start	Pl-Yds	TOP	Result
1st	15:00	TAMU 25	12-75	4:14	TOUCHDOWN
1st	9:06	TAMU 20	12-66	3:25	FIELD GOAL
1st	2:18	TAMU 20	9-34	2:25	Punt
2nd	13:22	TAMU 46	6-14	2:12	Punt
2nd	10:26	TAMU 25	8-42	3:02	FIELD GOAL
2nd	5:04	TAMU 31	3-4	0:42	Interception
2nd	1:49	TAMU 18	5-23	1:03	Fumble
2nd	0:11	TAMU 29	1-(2)	0:11	End of Half
3rd	13:22	TAMU 26	6-17	3:03	Punt
3rd	9:49	TAMU 21	6-37	2:17	Interception
3rd	2:44	TAMU 37	5-14	1:29	Punt
4th	14:52	LSU 48	5-14	1:20	Missed FG
4th	8:35	LSU 16	4-2	1:07	Missed FG
4th	4:55	TAMU 20	5-28	1:35	Interception
4th	3:12	TAMU 20	9-80	1:55	TOUCHDOWN
4th	0:10	TAMU 18	2-6	0:10	Fumble

Alabama

Qtr.	Time	Start	Pl-Yds	TOP	Result
1st	12:10	BAMA 11	3-7	1:06	Punt
1st	6:11	BAMA 19	7-42	3:16	Punt
2nd	14:17	BAMA 8	11-92	6:00	TOUCHDOWN
2nd	4:36	BAMA 33	3-2	0:58	Punt
2nd	1:08	BAMA 37	6-63	0:57	TOUCHDOWN
3rd	15:00	BAMA 25	3-6	1:05	Punt
3rd	12:17	BAMA 20	3-5	1:43	Punt
3rd	3:35	LSU 44	5-34	2:29	Fumble
4th	12:53	BAMA 27	3-1	1:02	Punt
4th	8:41	BAMA 24	3-3	1:21	Punt
4th	1:34	BAMA 28	5-72	0:43	TOUCHDOWN

LSU SUPERLATIVES

Highs

Points Scored	63 vs. Idaho (9/15)
Total Yards	508 vs. North Texas (9/1)
Rushing Yards	316 vs. North Texas (9/1)
Rushing Attempts	53 vs. South Carolina (10/13)
Rushing TDs	5 vs. Idaho (9/15)
Passing Yards	222 vs. Idaho (9/15)
Passes Completed	25 vs. Alabama (11/3)
Passes Attempted	36 vs. Alabama (11/3)
Passing TDs	2 (several) last vs. Towson (9/29)
Passes Intercepted	1 (several) last vs. South Carolina (10/13)
First Downs	26 vs. North Texas (9/1)
Penalties	13 vs. Texas A&M (10/20)
Penalty Yards	102 vs. Texas A&M (10/20)
Sacks	5 vs. Florida (10/6)

Lows

Points Scored	6 vs. Florida (10/6)
Total Yards	200 vs. Florida (10/6)
Rushing Yards	43 vs. Florida (10/6)
Rushing Attempts	25 vs. Florida (10/6)
Rushing TDs	0 vs. Florida (10/6)
Passing Yards	97 vs. Texas A&M (10/20)
Passes Completed	11 (several) last vs. Texas A&M (10/20)
Passes Attempted	19 vs. Washington (9/8)
Passing TDs	0 (several) last vs. South Carolina (10/13)
Passes Intercepted	0 (several) last vs. Alabama (11/3)
First Downs	8 vs. Florida (10/6)
Penalties	5 (several) last vs. South Carolina (10/13)
Penalty Yards	29 vs. South Carolina (10/13)
Sacks	0 (several) last vs. Idaho (9/15)

Individual

All-Purpose Yds	163 by Odell Beckham Jr. vs. Towson (9/29)
Rushing Yards	141 by Kenny Hilliard vs. North Texas (9/1)
Rushing Carries	29 by Jeremy Hill vs. Alabama (11/3)
Rushing TDs	2 (several) last by Jeremy Hill vs. South Carolina (10/13)
Longest Rush	78 by Russell Shepard vs. Towson (9/29)
Passing Yards	298 by Zach Mettenberger vs. Alabama (11/3)
Pass Completions	24 by Zach Mettenberger vs. Alabama (11/3)
Passing Attempts	35 by Zach Mettenberger vs. Alabama (11/3)
Passes Intercepted	1 by Zach Mettenberger (several) last vs. South Carolina (10/13)
Passing TDs	2 by Zach Mettenberger (several) last vs. Towson (9/29)
Longest Pass	56 by Zach Mettenberger vs. Florida (10/6)
Receiving Yards	128 by Odell Beckham Jr. vs. Towson (9/29)
Receptions	8 by Jarvis Landry (several) last vs. Alabama (11/3)
Receiving TDs	2 by Odell Beckham Jr. vs. Towson (9/29)
Longest Reception	56 by Odell Beckham Jr. vs. Florida (10/6)
FG's Made	3 by Drew Alleman vs. South Carolina (10/13)
FG's Attempted	4 by Drew Alleman vs. South Carolina (10/13)
Longest FG Made	44 yd by Drew Alleman vs. North Texas (9/1)
PAT's	9 by Drew Alleman vs. Idaho (9/15)
Punts	10 by Brad Wing vs. Texas A&M (10/20)
Punts Average	54.3 by Brad Wing vs. Washington (9/8)
Longest Punt	65 by Brad Wing vs. Texas A&M (10/20)
Punt Return Yds	75 by Odell Beckham Jr. vs. North Texas (9/1)
Longest Punt Ret.	70 by Odell Beckham Jr. vs. North Texas (9/1)
KO Return Yards	99 by Michael Ford vs. Idaho (9/15)
Longest KO Ret.	42 by Michael Ford vs. Idaho (9/15)
Total Tackles	20 by Kevin Minnter vs. Florida (10/6)
Tackles for Loss	3.5 by Sam Montgomery vs. Auburn (9/22)
Sacks	2 (several) last by Sam Montgomery vs. South Carolina (10/13)
Interceptions	2 by Ronald Martin vs. Idaho (9/15)
Int. Return Yards	45 by Ronald Martin vs. Idaho (9/15)

OPPONENT SUPERLATIVES

Highs

Points Scored	22 by Towson (9/29)
Total Yards	410 by Texas A&M (10/20)
Rushing Yards	188 by Towson (9/29)
Rushing Attempts	58 by Florida (10/6)
Rushing TDs	2 (several) last by Texas A&M (10/20)
Passing Yards	276 by Texas A&M (10/20)
Passes Completed	29 by Texas A&M (10/20)
Passes Attempted	56 by Texas A&M (10/20)
Passing TDs	2 (several) last by South Carolina (10/13)
Passes Intercepted	4 by Idaho (9/15)
First Downs	26 by Texas A&M (10/20)
Penalties	11 by Washington (9/8)
Penalty Yards	74 by Washington (9/8)
Sacks	4 (several) last by Florida (10/6)

Lows

Points Scored	3 by Washington (9/8)
Total Yards	183 (several) last by Auburn (9/22)
Rushing Yards	26 by Washington (9/8)
Rushing Attempts	24 by Washington (9/8)
Rushing TDs	0 (several) last by Washington (9/8)
Passing Yards	61 by Florida (10/6)
Passes Completed	8 (several) last by Florida (10/6)
Passes Attempted	12 by Florida (10/6)
Passing TDs	0 (several) last by Florida (10/6)
Passes Intercepted	0 by Towson (9/29)
First Downs	9 (several) by Auburn (9/22)
Penalties	1 by Alabama (11/3)
Penalty Yards	15 (several) last by Alabama (11/3)
Sacks	0 by Washington (9/8)

Individual

All-Purpose Yds	184 by Brelan Chancellor for North Texas (9/1)
Rushing Yards	146 by Mike Gillislee for Florida (10/6)
Rushing Carries	34 by Mike Gillislee for Florida (10/6)
Rushing TDs	2 (several) last by Mike Gillislee for Florida (10/6)
Longest Rush	43 by Grant Enders for Towson (9/29)
Passing Yards	276 by Johnny Manziel for Texas A&M (10/20)
Pass Completions	29 by Johnny Manziel for Texas A&M (10/20)
Passing Attempts	56 by Johnny Manziel for Texas A&M (10/20)
Passes Intercepted	4 by Dominique Blackman for Idaho (9/15)
Passing TDs	2 (several) last by Connor Shaw for South Carolina (10/13)
Longest Pass	80 by Derek Thompson for North Texas (9/1)
Receiving Yards	114 by Brelan Chancellor for North Texas (9/1)
Receptions	10 by Ryan Swope for Texas A&M (10/20)
Receiving TDs	2 by Brelan Chancellor for North Texas (9/1)
Longest Reception	80 by Brelan Chancellor for North Texas (9/1)
FG's Made	2 by Taylor Bertolet for Texas A&M (10/20)
FG's Attempted	4 by Taylor Bertolet for Texas A&M (10/20)
Longest FG Made	50 yd by Taylor Bertolet for Texas A&M (10/20)
PAT's	3 by Jeremy Shelly for Alabama (11/3)
Punts	8 (several) last by Corey Durkee for Washington (9/8)
Punts Average	49.1 by Kyle Christy for Florida (10/6)
Longest Punt	61 by Kyle Christy for Florida (10/6)
Punt Return Yds	50 by Ace Sanders for South Carolina (10/13)
Longest Punt Ret.	50 by Ace Sanders for South Carolina (10/13)
KO Return Yards	106 by Trey Williams for Texas A&M (10/20)
Longest KO Ret.	76 by Trey Williams for Texas A&M (10/20)
Total Tackles	14 by Shaq Wilson for South Carolina (10/13)
Tackles for Loss	2.5 (several) last by Adrian Hubbard for Alabama (11/3)
Sacks	2.0 (several) last by Tye Smith for Towson (9/29)
Interceptions	1 (several) last by Jimmy Legree for South Carolina (10/13)
Int. Return Yards	94 by Gary Walker for Idaho (9/15)

Player Game-by-Game Statistics

PASSING

Zach Mettenberger	Att	Cmp	Int	Yds	TD	Lng
North Texas	26	19	1	192	1	34
Washington	18	12	0	195	1	32
Idaho	22	17	1	222	2	46
at Auburn	27	15	0	169	0	33
Towson	26	15	0	238	2	53
at Florida	25	11	1	158	0	56
South Carolina	25	12	1	148	0	27
at Texas A&M	29	11	0	97	1	29
Alabama	35	24	0	298	1	42
Mississippi State						
Ole Miss						
at Arkansas						
TOTALS	233	136	4	1717	8	56

Stephen Rivers	Att	Cmp	Int	Yds	TD	Lng
North Texas	0	0	0	0	0	0
Washington	0	0	0	0	0	0
Idaho	1	0	0	0	0	0
at Auburn	--DNP--					
Towson	--DNP--					
at Florida	--DNP--					
South Carolina	--DNP--					
at Texas A&M	--DNP--					
Alabama	--DNP--					
Mississippi State						
Ole Miss						
at Arkansas						
TOTALS	1	0	0	0	0	0

RUSHING

Spencer Ware	Att	Gn	Ls	Net	TD	Lng
North Texas	--DNP--					
Washington	8	41	3	38	0	9
Idaho	--DNP--					
at Auburn	16	95	5	90	0	30
Towson	8	40	4	36	0	14
at Florida	8	21	0	21	0	5
South Carolina	14	56	1	55	0	11
at Texas A&M	8	18	3	15	0	3
Alabama	7	15	2	13	0	4
Mississippi State						
Ole Miss						
at Arkansas						
TOTALS	69	286	18	268	0	30

Alfred Blue	Att	Gn	Ls	Net	TD	Lng
North Texas	16	125	2	123	0	37
Washington	14	101	0	101	1	21
Idaho	10	49	3	46	1	9
at Auburn	--DNP--					
Towson	--DNP--					
at Florida	--DNP--					
South Carolina	--DNP--					
at Texas A&M	--DNP--					
Alabama	--DNP--					
Mississippi State						
Ole Miss						
at Arkansas						
TOTALS	40	275	5	270	2	37

Michael Ford	Att	Gn	Ls	Net	TD	Lng
North Texas	8	50	0	50	0	12
Washington	10	48	0	48	0	11
Idaho	1	9	0	9	0	9
at Auburn	8	42	1	41	1	18
Towson	11	76	0	76	1	22
at Florida	4	16	2	14	0	9
South Carolina	7	41	0	41	0	13
at Texas A&M	11	78	0	78	1	20
Alabama	3	13	0	13	0	6
Mississippi State						
Ole Miss						
at Arkansas						
TOTALS	63	373	3	370	3	22

Kenny Hilliard	Att	Gn	Ls	Net	TD	Lng
North Texas	13	141	0	141	2	60
Washington	13	46	0	46	2	9
Idaho	11	118	2	116	2	71
at Auburn	10	40	0	40	0	12
Towson	6	23	0	23	0	6
at Florida	10	41	8	33	0	17
South Carolina	3	5	0	5	0	3
at Texas A&M	--DNP--					
Alabama						
Mississippi State						
Ole Miss						
at Arkansas						
TOTALS	71	432	12	420	6	71

Jeremy Hill	Att	Gn	Ls	Net	TD	Lng
North Texas	--DNP--					
Washington	--DNP--					
Idaho	10	61	0	61	2	16
at Auburn	0	0	0	0	0	0
Towson	1	2	0	2	0	2
at Florida	2	8	0	8	0	5
South Carolina	17	124	0	124	2	50
at Texas A&M	18	127	0	127	1	47
Alabama	29	115	8	107	1	19
Mississippi State						
Ole Miss						
at Arkansas						
TOTALS	77	437	8	429	6	50

Zach Mettenberger	Att	Gn	Ls	Net	TD	Lng
North Texas	2	0	25	-25	0	0
Washington	2	7	0	7	0	5
Idaho	4	7	13	-6	0	7
at Auburn	6	14	15	-1	0	5
Towson	5	0	52	-52	0	0
at Florida	4	0	19	-19	0	0
South Carolina	1	0	6	-6	0	0
at Texas A&M	4	5	12	-7	0	3
Alabama	4	0	22	-22	0	0
Mississippi State						
Ole Miss						
at Arkansas						
TOTALS	32	33	164	-131	0	7

Russell Shepard	Att	Gn	Ls	Net	TD	Lng
North Texas	1	0	5	-5	0	0
Washington	0	0	0	0	0	0
Idaho	3	24	0	24	0	18
at Auburn	2	7	0	7	0	4
Towson	1	78	0	78	1	78
at Florida	1	2	0	2	0	2
South Carolina	0	0	0	0	0	0
at Texas A&M	0	0	0	0	0	0
Alabama	3	22	0	22	0	19
Mississippi State						
Ole Miss						
at Arkansas						
TOTALS	11	133	5	128	1	78

J.C. Copeland	Att	Gn	Ls	Net	TD	Lng
North Texas	4	33	0	33	1	16
Washington	2	2	0	2	1	1
Idaho	0	0	0	0	0	0
at Auburn	2	5	0	5	0	4
Towson	1	1	0	1	1	1
at Florida	0	0	0	0	0	0
South Carolina	3	12	0	12	0	9
at Texas A&M	1	1	0	1	0	1
Alabama	3	7	1	6	0	4
Mississippi State						
Ole Miss						
at Arkansas						
TOTALS	16	61	1	60	3	16

Player Game-by-Game Statistics

RECEIVING

Odell Beckham Jr.	Rec	Yds	TD	Lng
North Texas	3	30	0	21
Washington	2	40	0	24
Idaho	4	73	0	46
at Auburn	2	15	0	9
Towson	5	128	2	53
at Florida	4	78	0	56
South Carolina	2	21	0	12
at Texas A&M	4	35	0	17
Alabama	4	73	0	36
Mississippi State				
Ole Miss				
at Arkansas				
TOTALS	30	493	2	56

Russell Shepard	Rec	Yds	TD	Lng
North Texas	1	11	0	11
Washington	0	0	0	0
Idaho	3	68	0	33
at Auburn	0	0	0	0
Towson	1	9	0	9
at Florida	1	4	0	4
South Carolina	0	0	0	0
at Texas A&M	0	0	0	0
Alabama	0	0	0	0
Mississippi State				
Ole Miss				
at Arkansas				
TOTALS	6	92	0	33

James Wright	Rec	Yds	TD	Lng
North Texas	2	15	0	10
Washington	5	75	0	23
Idaho	--DNP--			
at Auburn	3	25	0	10
Towson	0	0	0	0
at Florida	0	0	0	0
South Carolina	3	18	0	10
at Texas A&M	1	9	0	9
Alabama	0	0	0	0
Mississippi State				
Ole Miss				
at Arkansas				
TOTALS	14	142	0	23

Jarvis Landry	Rec	Yds	TD	Lng
North Texas	8	82	0	33
Washington	1	20	0	20
Idaho	5	35	1	14
at Auburn	3	23	0	9
Towson	1	4	0	4
at Florida	0	0	0	0
South Carolina	4	55	0	19
at Texas A&M	1	-3	0	0
Alabama	8	76	1	23
Mississippi State				
Ole Miss				
at Arkansas				
TOTALS	31	292	2	33

Kadron Boone	Rec	Yds	TD	Lng
North Texas	2	46	1	34
Washington	1	32	1	32
Idaho	1	17	1	17
at Auburn	3	49	0	29
Towson	3	33	0	17
at Florida	0	0	0	0
South Carolina	1	6	0	6
at Texas A&M	4	49	1	29
Alabama	4	37	0	19
Mississippi State				
Ole Miss				
at Arkansas				
TOTALS	19	269	4	34

Chase Clement	Rec	Yds	TD	Lng
North Texas	1	4	0	4
Washington	0	0	0	0
Idaho	0	0	0	0
at Auburn	1	6	0	6
Towson	1	27	0	27
at Florida	1	7	0	7
South Carolina	0	0	0	0
at Texas A&M	0	0	0	0
Alabama	0	0	0	0
Mississippi State				
Ole Miss				
at Arkansas				
TOTALS	4	43	0	27

Terrence McGee	Rec	Yds	TD	Lng
North Texas	0	0	0	0
Washington	0	0	0	0
Idaho	1	7	0	7
at Auburn	0	0	0	0
Towson	0	0	0	0
at Florida	0	0	0	0
South Carolina	0	0	0	0
at Texas A&M	0	0	0	0
Alabama	0	0	0	0
Mississippi State				
Ole Miss				
at Arkansas				
TOTALS	1	7	0	7

Kenny Hilliard	Rec	Yds	TD	Lng
North Texas	0	0	0	0
Washington	0	0	0	0
Idaho	0	0	0	0
at Auburn	1	7	0	7
Towson	1	10	0	10
at Florida	0	0	0	0
South Carolina	0	0	0	0
at Texas A&M	0	0	0	0
Alabama	--DNP--			
Mississippi State				
Ole Miss				
at Arkansas				
TOTALS	2	17	0	10

Jeremy Hill	Rec	Yds	TD	Lng
North Texas	--DNP--			
Washington	--DNP--			
Idaho	0	0	0	0
at Auburn	0	0	0	0
Towson	1	4	0	4
at Florida	1	20	0	20
South Carolina	1	21	0	21
at Texas A&M	1	7	0	7
Alabama	3	12	0	8
Mississippi State				
Ole Miss				
at Arkansas				
TOTALS	7	64	0	21

Spencer Ware	Rec	Yds	TD	Lng
North Texas	--DNP--			
Washington	1	9	0	9
Idaho	--DNP--			
at Auburn	2	44	0	33
Towson	0	0	0	0
at Florida	1	20	0	20
South Carolina	1	27	0	27
at Texas A&M	0	0	0	0
Alabama	1	38	0	38
Mississippi State				
Ole Miss				
at Arkansas				
TOTALS	6	138	0	38

Player Game-by-Game Statistics

RETURN YARDAGE

	Kickoff Returns			Punt Returns		
	No.	Yds	Lng	No.	Yds	Lng
Odell Beckham Jr.						
North Texas	1	26	26	4	75	70 TD
Washington	2	54	34	2	4	3
Idaho	0	0	0	4	31	11
at Auburn	0	0	0	1	-5	0
Towson	1	-6	0	3	41	30
at Florida	0	0	0	4	22	11
South Carolina	0	0	0	3	6	4
at Texas A&M	0	0	0	0	0	0
Alabama	0	0	0	3	16	10
Mississippi State						
Ole Miss						
at Arkansas						
TOTALS	4	74	34	24	190	70

	Kickoff Returns			Punt Returns		
	No.	Yds	Lng	No.	Yds	Lng
Michael Ford						
North Texas	0	0	0	0	0	0
Washington	0	0	0	0	0	0
Idaho	3	99	42	0	0	0
at Auburn	0	0	0	0	0	0
Towson	0	0	0	0	0	0
at Florida	1	18	18	0	0	0
South Carolina	2	59	31	0	0	0
at Texas A&M	1	12	12	0	0	0
Alabama	2	30	18	0	0	0
Mississippi State						
Ole Miss						
at Arkansas						
TOTALS	9	218	42	0	0	0

	Kickoff Returns			Punt Returns		
	No.	Yds	Lng	No.	Yds	Lng
Jarvis Landry						
North Texas	0	0	0	0	0	0
Washington	0	0	0	1	7	7
Idaho	0	0	0	0	0	0
at Auburn	1	22	22	0	0	0
Towson	1	19	19	0	0	0
at Florida	1	20	20	0	0	0
South Carolina	0	0	0	0	0	0
at Texas A&M	1	15	15	0	0	0
Alabama	0	0	0	0	0	0
Mississippi State						
Ole Miss						
at Arkansas						
TOTALS	4	76	22	1	7	7

PUNTING

Brad Wing	No.	Yds	Avg	Lng	I-20
North Texas	--DNP--				
Washington	3	163	54.3	62	1
Idaho	5	226	45.2	51	3
at Auburn	8	338	42.2	60	3
Towson	4	177	44.2	50	2
at Florida	7	319	45.6	57	3
South Carolina	4	134	33.5	56	0
at Texas A&M	10	451	45.1	65	1
Alabama	4	196	49.0	64	2
Mississippi State					
Ole Miss					
at Arkansas					
TOTALS	45	2,004	44.5	65	15

Jamie Keehn	No.	Yds	Avg	Lng	I-20
North Texas	3	123	41.0	51	1
Washington	--DNP--				
Idaho	--DNP--				
at Auburn	--DNP--				
Towson	--DNP--				
at Florida	--DNP--				
South Carolina	--DNP--				
at Texas A&M	--DNP--				
Alabama	--DNP--				
Mississippi State					
Ole Miss					
at Arkansas					
TOTALS	3	123	41.0	51	1

FIELD GOALS

Drew Alleman	Made	Missed
North Texas	44, 30	34
Washington	18, 32	none
Idaho	none	none
at Auburn	30	34
Towson	23	51
at Florida	31, 21	none
South Carolina	23, 20, 22	32
at Texas A&M	28	54
Alabama	38	54, 45
Mississippi State		
Ole Miss		
at Arkansas		
TOTALS	13-20	

PLAYER DEFENSIVE GAME-BY-GAME STATISTICS

Tackles (UT-AT-TOT)	UNT	UW	UI	at AU	TOW	at UF	SC	at A&M	Bama	MSU	UM	at Ark.	TOTALS
Chancey Aghayere	0-1-1	2-1-3	0-0-0	0-0-0	0-0-0	0-0-0	0-0-0	0-1-1	0-0-0				2-3-5
Kwon Alexander	0-2-2	3-0-3	0-0-0	0-0-0	2-2-4	2-0-2	DNP	DNP	DNP				7-4-11
Lamin Barrow	3-5-8	2-3-5	2-3-5	3-3-6	2-4-6	8-1-9	4-8-12	6-2-8	1-1-2				31-30-61
Jalen Collins	0-0-0	0-0-0	1-2-3	1-0-1	2-2-4	0-1-1	1-1-2	2-3-5	0-1-1				7-10-17
Josh Downs	0-4-4	0-1-1	0-0-0	0-0-0	0-1-1	0-2-2	1-1-2	0-0-0	0-1-1				1-10-11
Lavar Edwards	1-0-1	1-0-1	0-1-1	1-0-1	1-6-7	2-0-2	2-1-3	1-1-2	0-0-0				9-9-18
Micah Eugene	1-0-1	2-1-3	2-0-2	3-0-3	0-1-1	1-0-1	2-0-2	1-3-4	1-0-1				13-5-18
Ronnie Feist	0-0-0	0-0-0	0-2-2	0-0-0	0-0-0	1-0-1	0-0-0	0-0-0	0-0-0				1-2-3
Ego Ferguson	1-1-2	0-1-1	0-0-0	0-0-0	0-2-2	0-0-0	0-0-0	0-0-0	0-1-1				1-5-6
Seth Fruge	0-0-0	0-1-1	1-0-1	0-0-0	0-0-0	0-1-1	0-0-0	0-0-0	0-1-1				1-3-4
Danielle Hunter	0-0-0	0-1-1	1-2-3	1-0-1	1-1-2	0-1-1	0-0-0	0-0-0	0-1-1				3-6-9
Deion Jones	1-1-2	1-1-2	0-2-2	1-0-1	0-2-2	1-1-2	0-0-0	2-1-3	0-0-0				6-8-14
Anthony Johnson	1-2-3	1-2-3	2-3-5	3-0-3	0-5-5	1-2-3	1-0-1	1-0-1	0-1-1				10-15-25
Mickey Johnson	0-0-0	0-0-0	0-1-1	0-0-0	0-0-0	0-0-0	0-0-0	0-0-0	0-0-0				0-1-1
Bennie Logan	0-3-3	1-1-2	3-3-6	0-1-1	0-4-4	1-0-1	0-0-0	2-2-4	1-1-2				8-15-23
Craig Loston	1-5-6	1-0-1	0-0-0	4-0-4	1-2-3	3-0-3	0-2-2	5-4-9	3-4-7				17-18-35
Lamar Louis	0-0-0	0-0-0	0-3-3	0-0-0	0-0-0	3-1-4	1-0-1	0-0-0	0-0-0				5-4-8
Ronald Martin	0-1-1	1-0-1	4-1-5	0-2-2	2-3-5	1-0-1	1-1-2	3-0-3	1-4-5				13-12-25
Jalen Mills	2-2-4	4-3-7	6-0-6	1-1-2	3-3-6	0-0-0	4-0-4	4-1-5	2-2-4				26-12-38
Barkevious Mingo	3-3-6	1-1-2	0-0-0	0-1-1	3-1-4	3-0-3	2-2-4	3-0-3	0-2-2				15-10-25
Kevin Minter	0-6-6	5-4-9	2-4-6	4-0-4	1-8-9	17-3-20	1-8-9	6-6-12	3-4-7				39-43-82
Sam Montgomery	0-0-0	2-2-4	0-3-3	3-1-4	0-4-4	3-0-3	2-1-3	1-1-2	2-1-3				13-13-26
Luke Muncie	1-3-4	1-1-2	1-0-1	2-0-2	0-0-0	0-0-0	1-0-1	0-0-0	0-0-0				6-4-10
Jermauria Rasco	1-1-2	0-0-0	0-1-1	0-0-0	0-0-0	0-0-0	0-1-1	0-1-1	0-1-1				1-5-6
Eric Reid	3-4-7	1-1-2	2-2-4	4-3-7	1-5-6	4-2-6	3-4-7	3-8-11	3-4-7				24-33-57
Jerqwinick Sandolph	0-0-0	0-0-0	1-1-2	0-0-0	0-0-0	0-0-0	0-0-0	0-0-0	0-0-0				1-1-2
Tharold Simon	0-2-2	1-1-2	4-0-4	2-2-4	2-3-5	3-0-3	2-0-2	4-1-5	2-0-2				20-9-29
Quentin Thomas	0-0-0	0-0-0	0-1-1	0-0-0	0-0-0	0-0-0	0-0-0	0-0-0	0-0-0				0-1-1
Corey Thompson	0-0-0	1-1-2	1-0-1	0-0-0	0-3-3	0-0-0	0-0-0	0-0-0	0-0-0				2-4-6

TFL-Yards	UNT	UW	UI	at AU	TOW	at UF	SC	at A&M	Bama	MSU	UM	at Ark.	TOTALS
Chancey Aghayere	0-0	1.0-11	0-0	0-0	0-0	0-0	0-0	0-0	0-0				1.0-11
Kwon Alexander	0-0	0-0	0-0	0-0	0-0	1.0-2	DNP	DNP	DNP				1.0-2
Lamin Barrow	0-0	0-0	0-0	1.0-1	0-0	2.0-2	1.0-1	1.0-1	0-0				5.0-5
Lavar Edwards	1.0-9	1.0-6	0.5-0	1.0-6	1.5-10	1.0-8	0-0	0-0	0-0				6.0-39
Josh Downs	0-0	0-0	0-0	0-0	0-0	0.5-4	1.5-9	0-0	0.5-3				2.5-16
Micah Eugene	0-0	1.0-8	0-0	2.0-6	0-0	0-0	0-0	0-0	0-0				3.0-14
Ego Ferguson	0-0	0.5-1	0-0	0-0	0-0	0-0	0-0	0-0	0-0				0.5-1
Deion Jones	1.0-7	0-0	0-0	1.0-1	0-0	0-0	0-0	1.0-4	0-0				3.0-12
Anthony Johnson	0.5-1	0.5-1	1.5-2	2.0-8	1.0-3	0.5-4	1.0-1	1.0-4	0-0				8.0-24
Bennie Logan	0-0	1.0-1	0.5-1	0.5-1	0.5-1	1.0-11	0-0	1.5-4	0-0				5.0-22
Craig Loston	0-0	0-0	0-0	1.0-4	1.0-3	0-0	0-0	1.0-1	0-0				3.0-8
Ronald Martin	0.5-0	0-0	0.5-1	0-0	0-0	0-0	0-0	0-0	0-0				1.0-1
Barkevious Mingo	1.0-4	0-0	0-0	0-0	1.0-3	0-0	1.0-9	1.0-6	0.5-3				4.5-25
Kevin Minter	1.0-1	0.5-1	1.5-4	1.0-4	1.5-2	3.0-17	0-0	1.0-7	0-0				9.5-36
Sam Montgomery	0-0	1.5-4	1.0-2	3.5-14	0.5-1	0-0	2.0-12	0.5-1	1.0-5				9.0-39
Luke Muncie	0-0	1.0-2	0-0	0-0	0-0	0-0	0-0	0-0	0-0				1.0-2
Jermauria Rasco	1.0-1	0-0	0.5-1	0-0	0-0	0-0	0.5-1	0-0	0-0				2.0-3
Eric Reid	0-0	0-0	0-0	1.0-1	0-0	0-0	0-0	0-0	0-0				1.0-1

Sacks-Yards	UNT	UW	UI	at AU	TOW	at UF	SC	at A&M	Bama	MSU	UM	at Ark.	TOTALS
Chancey Aghayere	0-0	1.0-11	0-0	0-0	0-0	0-0	0-0	0-0	0-0				1.0-11
Josh Downs	0-0	0-0	0-0	0-0	0-0	0.5-4	1.0-1	0-0	0-0				1.5-5
Lavar Edwards	0-0	1.0-6	0-0	0-0	1.5-10	1.0-8	0-0	0-0	0-0				3.5-24
Micah Eugene	0-0	1.0-8	0-0	2.0-6	0-0	0-0	0-0	0-0	0-0				3.0-14
Anthony Johnson	0-0	0-0	0-0	1.0-5	0.5-3	0.5-4	0-0	0-0	0-0				2.0-12
Bennie Logan	0-0	0-0	0-0	0-0	0-0	1.0-11	0-0	1.0-4	0-0				2.0-15
Barkevious Mingo	0-0	0-0	0-0	0-0	1.0-2	0-0	1.0-9	1.0-6	0-0				3.0-17
Kevin Minter	0-0	0-0	0-0	0-0	0-0	2.0-16	0-0	1.0-7	0-0				3.0-23
Sam Montgomery	0-0	1.0-3	0-0	1.0-5	0-0	0-0	2.0-12	0-0	1.0-5				5.0-25

SPECIAL TEAMS TACKLES

OFFENSIVE LINE - SNAPS PLAYED

Player	UNT	UW	UI	at AU	TOW	at UF	SC	at A&M	Bama	MSU	UM	at Ark.	TOTALS
Vadal Alexander	11	3	32	DNP	61	53	81	72	84				397
L'ael Collins	36	62	60	70	59	53	81	72	84				577
Chris Davenport	2	3	6	DNP	2	DNP	DNP	DNP	DNP				13
Ben Domingue	DNP	3	6	DNP	2	DNP	DNP	DNP	DNP				11
Josh Dworaczyk	31	66	28	70	DNP	9	81	72	84				441
Chris Faulk	67	DNP	DNP	DNP	DNP	DNP	DNP	DNP	DNP				67
Alex Hurst	58	66	60	70	59	43	DNP	DNP	DNP				356
P.J. Loneragan	67	54	21	62	59	52	81	72	84				552
Elliott Porter	2	15	39	8	2	1	2	2	1				72
Trai Turner	2	7	17	0	2	36	81	71	84				300
Josh Williford	67	66	59	70	59	18	DNP	DNP	DNP				339

OFFENSIVE LINE - KNOCKDOWNS

Player	UNT	UW	UI	at AU	TOW	at UF	SC	at A&M	Bama	MSU	UM	at Ark.	TOTALS
Vadal Alexander	0	0	5	DNP	2	3	7	3.5	5.5				26
L'ael Collins	3	5.5	1	5.5	2.5	3	10	3.5	9				43
Chris Davenport	0	0	1	DNP	0	DNP	DNP	DNP	DNP				1
Ben Domingue	DNP	1	0	DNP	0	DNP	DNP	DNP	DNP				1
Josh Dworaczyk	1.5	3	1.5	4.5	DNP	1	2	3.5	4.5				21.5
Chris Faulk	4.5	DNP	DNP	DNP	DNP	DNP	DNP	DNP	DNP				4.5
Alex Hurst	5.5	2.5	4	5	5.5	2.5	DNP	DNP	DNP				25
P.J. Loneragan	3.5	2.5	2.5	5.5	2.5	1	4	4	3.5				29
Elliott Porter	0	1	2	1	0	0	0	0	0				4
Trai Turner	0	1	4	0	0	3.5	4	3	6				21.5
Josh Williford	7.5	3.5	6	6.5	7.5	1	DNP	DNP	DNP				32

Game 1

North Texas	14
#3/1 LSU	41



Sept. 1, 2012 • Tiger Stadium • Baton Rouge, La. • 92,059

No. 1 Tigers Run Past North Texas In Season-Opener, 41-14

Running backs **Kenny Hilliard** and **Alfred Blue** combined for 264 of LSU's 316 rushing yards as the Tigers used a dominant running game to beat North Texas, 41-14, in the season-opener for both teams. The win extended three LSU winning streaks – all the longest in the nation - non-conference regular season (38), Tiger Stadium (18), and overall regular season (14). Hilliard led all rushers with a career-best 141 yards and 2 TDs, while Blue added 123 yards in what was just his third career start. LSU never trailed in the contest as the Tigers took control early needing just four plays to go 66 yards for a 7-0 lead on a 38-yard run by Hilliard. LSU stretched the lead to 14-0 on a 70-yard punt return by **Odell Beckham Jr.**, and then to 21-0 just seconds into the second quarter on another TD run (5 yards) by Hilliard. A 44-yard field goal by **Drew Alleman** extended the lead to 24-0 with 6:26 left in the first half. North Texas scored on an 80-yard pass with just under 2 minutes to go in the first half to cut the deficit to 24-7 at halftime. An Alleman field goal and a 34-yard TD pass from **Zach Mettenberger** to **Kadron Boone** extended the LSU lead to 34-7 early in the fourth quarter. Fullback **J.C. Copeland** scored on a 5-yard run with just over 2 minutes left for the final margin of 41-14. Mettenberger connected on a 19-of-26 passes for 192 yards and 1 TD in his first career start, while **Jarvis Landry** hauled in 8 passes for 82 yards to lead the Tigers. **Eric Reid** (7 tackles, 1 interception), **Lamin Barrow** (7 tackles) and **Barkevious Mingo** (6 tackle, 1.0 TFL, 1 QB hurry) led a Tiger defense that limited the Mean Green to 219 total yards (76 rushing, 143 passing).

Scoring

	0	7	0	7	- 14
NORTH TEXAS					
LSU	14	10	3	14	- 41

LSU	12:30	1Q	Hilliard 38 run (Alleman Kick)
LSU	6:26	1Q	Beckham 70 punt return (Alleman Kick)
LSU	14:56	2Q	Hilliard 5 run (Alleman Kick)
LSU	6:26	2Q	Alleman 44 FG
UNT	1:55	2Q	Chancellor 80 pass from Thompson (Olen Kick)
LSU	2:10	3Q	Alleman 30 FG
LSU	14:51	4Q	Boone 34 pass from Mettenberger (Alleman Kick)
UNT	7:28	4Q	Chancellor 15 pass from Thompson (Olen Kick)
LSU	2:20	4Q	Copeland 5 run (Alleman Kick)

Team Stats

	UNT	LSU
FIRST DOWNS	9	26
RUSHING	5	15
PASSING	3	8
PENALTY	1	3
RUSHING ATTEMPTS	35	46
YARDS GAINED RUSHING	99	351
YARDS LOST RUSHING	23	35
NET YARDS RUSHING	76	316
NET YARDS PASSING	143	192
PASSES ATTEMPTED	21	26
PASSES COMPLETED	8	19
HAD INTERCEPTED	1	1
TOTAL OFFENSIVE PLAYS	56	72
TOTAL NET YARDS	219	508
AVERAGE GAIN PER PLAY	3.9	7.1
FUMBLES/LOST	1/1	2/0
PENALTIES/YARDS	5/46	10/55
INTERCEPTIONS/YARDS	1/0	1/0
PUNTS/YARDS	8/327	3/123
AVERAGE PER PUNT	40.9	41.0
PUNT RETURNS/YARDS	0/0	4/75
KICKOFF RETURNS/YARDS	4/74	1/26
POSSESSION TIME	28:21	31:39
THIRD-DOWN CONVERSIONS	5/15	7/14
FOURTH-DOWN CONVERSIONS	0/0	0/0
SACKS BY	2/25	0/0

LSU

RUSHING	Att.	Gain	Lost	Net	TD	Long
Kenny Hilliard	13	141	0	141	2	60
Alfred Blue	14	125	2	123	0	37
Michael Ford	8	50	0	50	0	12
Alfred Blue	4	33	0	33	1	16
Stephen Rivers	1	2	0	2	0	2
TEAM	1	0	3	-3	0	0
Russell Shepard	1	0	5	-5	0	0
Zach Mettenberger	2	0	25	-25	0	0

PASSING	Att.	Comp	Int	Yds	TD	Long	Sacks
Zach Mettenberger	26	19	1	192	1	34	2

RECEIVING	No.	Yds.	TD	Long
Jarvis Landry	8	82	0	33
Odell Beckham, Jr.	3	30	0	21
Kadron Boone	2	46	1	34
Alfred Blue	2	15	0	10
Russell Shepard	1	11	0	11
Chase Clement	1	4	0	4

PUNTING	No.	Yds.	Avg.	Long	I20
Jamie Keehn	3	123	41.0	51	1

FIELD GOALS	Att.	Made	Long	KICKS
Drew Alleman	3	2	44	Made 44, 30

ALL RETURNS	Punts			Kickoffs			Intercepted		
	No.	Yds.	Lg.	No.	Yds.	Lg.	No.	Yds.	Lg.
Odell Beckham Jr.	4	75	70	1	26	26	0	0	0
Eric Reid	0	0	0	0	0	0	1	0	0

NORTH TEXAS

RUSHING	Att.	Gain	Lost	Net	TD	Long
Brandin Byrd	14	41	1	40	0	12
Antoinne Jimmerson	8	24	1	23	0	6
Jeremy Brown	8	28	8	20	0	11
Derek Thompson	3	6	0	6	0	4
Brelan Chancellor	1	0	4	-4	0	0
Chris Bynes	1	0	9	-9	0	0

PASSING	Att.	Comp	Int.	Yds.	TD	Long	Sacks
Derek Thompson	21	8	1	143	2	80	0

RECEIVING	No.	Yds.	TD	Long
Brelan Chancellor	4	114	2	80
Chris Bynes	1	13	0	13
Andrew Power	1	7	0	7
Drew Miller	1	5	0	5
Marcus Smith	1	4	0	4

PUNTING	No.	Yds.	Avg.	Long	I20
Will Atterberry	8	327	40.9	48	2

FIELD GOALS	Att.	Made	Long	KICKS
none				

ALL RETURNS	Punts			Kickoffs			Intercepted		
	No.	Yds.	Lg.	No.	Yds.	Lg.	No.	Yds.	Lg.
Brelan Chancellor	0	0	0	4	74	26	0	0	0
Zac Whitfield	0	0	0	0	0	0	1	0	0

Game 2

Washington	3
#3 LSU	41



Sept. 8, 2012 • Tiger Stadium • Baton Rouge, La. • 92,804

LSU Uses Dominating Effort On Both Sides Of Ball In 41-3 Win Over Washington

LSU put together a dominating performance on both sides of the ball as the third-ranked Tigers rolled up 437 yards of offense (242 rushing, 195 passing), while holding Washington to only 183 total yards (26 rushing, 157 passing) in a 41-3 win in Tiger Stadium. Had it not been for LSU fumbling the opening kickoff at its own 16-yardline, LSU could have very easily pitched a shutout as outside of that first possession, Washington didn't get inside the Tiger 30-yard line all night. After spotting the Huskies a 3-0 lead, LSU took over, scoring (5 TDs, 2 FGs) on seven of its next nine possessions. LSU took the lead for good when **Alfred Blue** scampered 21-yards for a 7-3 Tiger lead at the 11:18 mark in the first quarter. LSU extended the advantage to 14-3 two possessions later when **J.C. Copeland** plunged 1-yard for a TD. A pair of second quarter **Drew Alleman** field goals (18 and 32 yards) gave the Tigers a 20-3 lead at halftime. After a 3-and-out by UW on its first possession of the second half, the Tigers went 61 yards on seven plays capped on a 3-yard run by **Kenny Hilliard** to extend the lead to 27-3 at the 10:35 mark in the third quarter. **Zach Mettenberger** connected with **Kadron Boone** on a 32-yard scoring strike late in the third quarter to stretch the lead to 34-3. Blue led the Tigers in rushing with 101 yards for his second straight 100-yard game, while Mettenberger completed 12-of-18 passes for 195 yards and a score. Defensively, LB **Kevin Minter** led the Tigers with 9 tackles, while DE **Sam Montgomery** added 4 tackles and had one of LSU's four sacks. Other sacks came from **Micha Eugene** (-8 yards), **Chancey Aghayere** (-11 yards) and **Lavar Edwards** (-6 yards). **Jalen Mills** had LSU's only interception to go with 7 tackles.

Scoring

WASHINGTON	3	0	0	0	-3
LSU	14	6	14	7	-41

WASH	14:03	1Q	Coons 34 FG
LSU	11:18	1Q	Blue 21 run (Alleman Kick)
LSU	2:11	1Q	Copeland 1 run (Alleman Kick)
LSU	10:02	2Q	Alleman 18 FG
LSU	5:03	2Q	Alleman 32 FG
LSU	10:35	3Q	Hilliard 3 run (Alleman Kick)
LSU	2:36	3Q	Boone 32 pass from Mettenberger (Alleman Kick)
LSU	8:04	4Q	Hilliard 1 run

Team Stats

	WASH	LSU
FIRST DOWNS	12	24
RUSHING	3	13
PASSING	6	9
PENALTY	3	2
RUSHING ATTEMPTS	24	52
YARDS GAINED RUSHING	59	250
YARDS LOST RUSHING	33	8
NET YARDS RUSHING	26	242
NET YARDS PASSING	157	195
PASSES ATTEMPTED	36	19
PASSES COMPLETED	17	12
HAD INTERCEPTED	1	0
TOTAL OFFENSIVE PLAYS	60	71
TOTAL NET YARDS	183	437
AVERAGE GAIN PER PLAY	3.0	6.2
FUMBLES/LOST	0/0	1/1
PENALTIES/YARDS	11/74	5/43
INTERCEPTIONS/YARDS	0/0	1/4
PUNTS/YARDS	8/301	3/163
AVERAGE PER PUNT	37.6	54.3
PUNT RETURNS/YARDS	1/1	3/11
KICKOFF RETURNS/YARDS	3/63	2/54
POSSESSION TIME	26:21	33:39
THIRD-DOWN CONVERSIONS	4/16	7/12
FOURTH-DOWN CONVERSIONS	1/3	0/0
SACKS BY	0/0	4/28

LSU

RUSHING	Att.	Gain	Lost	Net	TD	Long
Alfred Blue	14	101	0	101	1	21
Michael Ford	10	48	0	48	0	11
Kenny Hilliard	13	46	0	46	2	9
Spencer Ware	8	41	3	38	0	9
Zach Mettenberger	2	7	0	7	0	5
Connor Neighbors	1	5	0	5	0	5
J.C. Copeland	2	2	0	2	1	1
TEAM	2	0	5	-5	0	0

PASSING	Att.	Comp	Int	Yds	TD	Long	Sacks
Zach Mettenberger	18	12	0	195	1	32	0
Spencer Ware	1	0	0	0	0	0	0

RECEIVING	No.	Yds.	TD	Long
James Wright	5	75	0	23
Odell Beckham, Jr.	2	40	0	24
Alfred Blue	2	19	0	14
Kadron Boone	1	32	1	32
Jarvis Landry	1	20	0	20
Spencer Ware	1	9	0	9

PUNTING	No.	Yds.	Avg.	Long	I20
Brad Wing	3	163	54.3	62	1

FIELD GOALS	Att.	Made	Long	KICKS
Drew Alleman	2	2	32	Made: 18, 32

ALL RETURNS	Punts			Kickoffs			Intercepted		
	No.	Yds.	Lg.	No.	Yds.	Lg.	No.	Yds.	Lg.
Odell Beckham, Jr.	2	4	3	2	54	34	0	0	0
Jarvis Landry	1	7	7	0	0	0	0	0	0
Jalen Mills	0	0	0	0	0	0	1	4	4

WASHINGTON

RUSHING	Att.	Gain	Lost	Net	TD	Long
Erich Wilson	4	25	0	25	0	9
Bishop Sankey	8	20	4	16	0	9
Dezden Petty	7	10	1	9	0	4
Keith Price	5	4	28	-24	0	4

PASSING	Att.	Comp	Int.	Yds.	TD	Long	Sacks
Keith Price	36	17	1	157	0	22	4

RECEIVING	No.	Yds.	TD	Long
Austin Seferian-Jenkins	6	51	0	18
Kevin Smith	4	48	0	22
Bishop Sankey	3	30	0	15
Kasen Williams	3	19	0	8
Jaydon Mickens	1	9	0	9

PUNTING	No.	Yds.	Avg.	Long	I20
Korey Durkee	8	301	37.6	53	2

FIELD GOALS	Att.	Made	Long	KICKS
Travis Coons	1	34	34	Made: 34

ALL RETURNS	Punts			Kickoffs			Intercepted		
	No.	Yds.	Lg.	No.	Yds.	Lg.	No.	Yds.	Lg.
Kevin Smith	0	0	0	1	17	17	0	0	0
Jaydon Mickens	0	0	0	1	30	3	0	0	0
Shaq Thompson	0	0	0	1	16	16	0	0	0
Cody Bruns	1	1	1	0	0	0	0	0	0

Game 3

Idaho	14
#3/2 LSU	63



Sept. 15, 2012 • Tiger Stadium • Baton Rouge, La. • 92,177

LSU Uses Big Second-Half To Blowout Idaho, 63-14

Zach Mettenberger had his best game in an LSU uniform and the Tigers scored a pair of defensive touchdowns in rolling to a 63-14 win over Idaho in Tiger Stadium. LSU never trailed in the contest, taking a 14-0 with touchdowns on its first two possessions. Mettenberger connected with **Kadron Boone** on a 17-yard TD to open the scoring for the Tigers at the 9:46 mark in the first quarter and **Alfred Blue** followed with a 3-yard TD run just three minutes later. Idaho got to within 14-7 early in the second quarter, but **Ronald Martin** extended the lead to 21-7 on a 45-yard interception return for a score. LSU led 28-14 at halftime. In the second half, LSU scored 35 unanswered points as the Tigers registered the most points in a game during the **Les Miles** era. DE **Lavar Edwards** returned an interception 23 yards for a TD four minutes in to the third quarter to extend the Tiger advantage to 35-14. **Kenny Hilliard**, who led LSU with 116 yards, scored two TDs in the third quarter, giving the Tigers a 49-14 advantage. True freshman RB **Jeremy Hill**, in his first collegiate action, had a pair of fourth quarter TD runs for the final margin of 63-14. For the game, the Tigers piled up 472 total yards (250 rushing, 222 passing), while limiting the Vandals to just 213 yards (39 rushing, 174 passing). Mettenberger finished 17-of-22 for 222 yards, two TDs and one interception. WR **Jarvis Landry** led the Tigers in receiving with five catches for 35 yards and a score. CB **Jalen Collins**, DT **Bennie Logan** and LB **Kevin Minter** each recorded 6 tackles to lead the Tigers, while S **Ronald Martin** had 5 tackles and a pair of interceptions in his first career start.

Scoring

IDAHO	0	14	0	0	- 14
LSU	14	14	21	14	- 63

LSU	9:46	1Q	Boone 17 pass from Mettenberger (Alleman kick)
LSU	6:29	1Q	Blue 3 run (Alleman kick)
IDAHO	13:47	2Q	LaGrone 4 pass from Blackman (Farquhar kick)
LSU	9:05	2Q	Martin 45 Interception (Alleman kick)
IDAHO	5:34	2Q	Level 22 pass from Blackman (Farquhar kick)
LSU	0:37	2Q	Landry 7 pass from Mettenberger (Alleman kick)
LSU	10:58	3Q	Edwards 23 Interception (Alleman kick)
LSU	8:29	3Q	Hilliard 71 run (Alleman kck)
LSU	0:00	3Q	Hilliard 1 run (Alleman kick)
LSU	10:08	4Q	Hill 4 run (Alleman kick)
LSU	4:35	4Q	Hill 8 run (Alleman kick)

Team Stats

	IDAHO	LSU
FIRST DOWNS	14	21
RUSHING	3	11
PASSING	8	10
PENALTY	3	0
RUSHING ATTEMPTS	26	39
YARDS GAINED RUSHING	62	268
YARDS LOST RUSHING	23	18
NET YARDS RUSHING	39	250
NET YARDS PASSING	174	222
PASSES ATTEMPTED	36	23
PASSES COMPLETED	23	17
HAD INTERCEPTED	4	0
TOTAL OFFENSIVE PLAYS	62	62
TOTAL NET YARDS	213	472
AVERAGE GAIN PER PLAY	3.4	7.6
FUMBLES/LOST	1/0	1/0
PENALTIES/YARDS	9/49	8/58
INTERCEPTIONS/YARDS	1/94	4/82
PUNTS/YARDS	7/316	5/226
AVERAGE PER PUNT	45.1	45.2
PUNT RETURNS/YARDS	2/(5)	4/31
KICKOFF RETURNS/YARDS	6/75	3/99
POSSESSION TIME	33:07	26:53
THIRD-DOWN CONVERSIONS	3/14	4/10
FOURTH-DOWN CONVERSIONS	1/3	0/0
SACKS BY	3/12	0/0

LSU

RUSHING	Att.	Gain	Lost	Net	TD	Long
Kenny Hilliard	11	118	2	116	2	71
Jeremy Hill	10	61	0	62	2	16
Alfred Blue	10	49	3	56	1	9
Russell Shepard	3	24	0	24	0	18
Michael Ford	1	9	0	9	0	9
Zach Mettenberger	4	7	13	-6	0	7

PASSING	Att.	Comp	Int	Yds	TD	Long	Sacks
Zach Mettenberger	22	17	1	222	2	46	3
Stephen Rivers	1	0	0	0	0	0	0

RECEIVING	No.	Yds.	TD	Long
Jarvis Landry	5	35	1	14
Odell Beckham, Jr.	4	73	0	46
Russell Shepard	3	68	0	33
Alfred Blue	3	22	0	9
Kadron Boone	1	17	1	17
Terrence Magee	1	7	0	7

PUNTING	No.	Yds.	Avg.	Long	I20
Brad Wing	5	226	45.2	51	3

FIELD GOALS	Att.	Made	Long	KICKS
none				

	Punts			Kickoffs			Intercepted		
	No.	Yds.	Lg.	No.	Yds.	Lg.	No.	Yds.	Lg.
ALL RETURNS									
Odell Beckham, Jr.	4	31	11	0	0	0	0	0	0
Ronald Martin	0	0	0	0	0	0	2	45	45
Jalen Mills	0	0	0	0	0	0	1	14	14
Lavar Edwards	1	7	7	0	0	0	1	23	23
Michael Ford	0	0	0	3	99	42	0	0	0

IDAHO

RUSHING	Att.	Gain	Lost	Net	TD	Long
Todd Handley	6	20	0	20	0	14
Ryan Bass	11	35	16	19	0	21
Justin Parkins	3	3	0	3	0	2
Dominique Blackman	1	1	0	1	0	1
TEAM	1	0	1	-1	0	0
James Baker	4	3	3	-3	0	3

PASSING	Att.	Comp	Int.	Yds.	TD	Long	Sacks
Dominique Blackman	36	23	4	174	2	22	0

RECEIVING	No.	Yds.	TD	Long
Jahrie Level	5	48	0	22
Michael LaGrone	5	36	0	15
Najee Lovett	4	26	0	12
Justin Veltung	3	12	0	5
Mike Scott	2	20	0	15
Todd Handley	1	15	0	15
Marquan Major	1	9	0	9
Clayton Homme	1	4	0	4
Ryan Bass	1	4	0	4

PUNTING	No.	Yds.	Avg.	Long	I20
Bobby Cowan	7	316	45.1	52	1

	Punts			Kickoffs			Intercepted		
	No.	Yds.	Lg.	No.	Yds.	Lg.	No.	Yds.	Lg.
ALL RETURNS									
Najee Lovett	0	0	0	1	6	6	0	0	0
Justin Veltung	2	-5	0	4	56	16	0	0	0
Ryan Bass	0	0	0	1	13	13	0	0	0
Gary Walker	0	0	0	0	0	0	1	94	94

Game 4

#2 LSU	12
Auburn	10



Sept. 22, 2012 • Jordan-Hare Stadium • Auburn, Ala. • 86,721

LSU Defense Stifles Auburn In SEC-Opening 12-10 Win

LSU's defense scored points for the second straight game while limiting Auburn to just nine first downs and 183 total yards in the 12-10 win over the Auburn Tigers in Jordan-Hare Stadium. The victory was just the second for LSU at Auburn since 2000 and sent the LSU Tigers to a 4-0 overall mark and a 1-0 league record. LSU appeared to have taken control of the game early, taking its first drive and moving the ball with little resistance to the Auburn 2-yard line. However, LSU came away with no points as QB **Zach Mettenberger** fumbled the snap on 3rd-and-1 and Auburn recovered ending the LSU drive. A play later, LSU took a 2-0 lead in the contest when DE **Sam Montgomery** tackled Auburn RB Tre Mason in the endzone for a safety. LSU's offense again move the ball with ease on its next possession, capped with a 2-yard TD run by **Michael Ford** to increase the lead to 9-0 midway through the first quarter. After its third possession without a first down, Auburn punted the ball back to LSU. Three plays later, Mettenberger fumbled for the second time in the first quarter when he was sacked for a 6-yard loss at the 26. Auburn needed only three plays to go 26 yards to pull to within, 9-7, as the first quarter came to an end. Auburn took its first lead of the game, 10-9, on a 40-yard field goal just before halftime. LSU got its first break of the second half when the Tigers recovered a fumbled Auburn punt at the 48-yard line. LSU marched to the Auburn 13-yard line where senior PK **Drew Alleman** kicked what proved to be the game-winning points with a 30-yard field goal late in the third quarter, giving LSU a 12-10 advantage. LSU's defense held Auburn to just two first downs in the fourth quarter as the LSU Tigers escaped with the 12-10 victory. **Spencer Ware** led LSU with 90 rushing yards to go along with 2 catches for 44 yards, including a 33-yarder on a 3-and-4 late in the fourth quarter that extended an LSU drive. Mettenberger completed 15-of-27 passes for 169 yards. **Eric Reid** (7 tackles) and **Sam Montgomery** (4 tackles, 3.5 TFL) led the Tiger defense.

Scoring

LSU	9	0	3	0	-12
AUBURN	7	3	0	14	-10

LSU	8:21	1Q	Sam Montgomery Safety
LSU	4:18	1Q	Ford 1 run (Alleman kick)
AUB	0:00	1Q	McCalebb 4 run (Parker kick)
AUB	1:21	2Q	Parker 40 yd FG
LSU	5:26	3Q	Alleman 30 yd FG

Team Stats

	AUB	LSU
FIRST DOWNS	9	15
RUSHING	5	8
PASSING	4	6
PENALTY	0	1
RUSHING ATTEMPTS	30	44
YARDS GAINED RUSHING	130	203
YARDS LOST RUSHING	21	44
NET YARDS RUSHING	182	86
NET YARDS PASSING	97	169
PASSES ATTEMPTED	27	22
PASSES COMPLETED	15	13
HAD INTERCEPTED	2	0
TOTAL OFFENSIVE PLAYS	52	71
TOTAL NET YARDS	183	351
AVERAGE GAIN PER PLAY	3.5	4.9
FUMBLES/LOST	2/1	2/2
PENALTIES/YARDS	5/37	9/80
INTERCEPTIONS/YARDS	0/0	2/6
PUNTS/YARDS	7/287	8/338
AVERAGE PER PUNT	41.0	42.2
PUNT RETURNS/YARDS	1/0	1/-5
KICKOFF RETURNS/YARDS	2/59	1/22
POSSESSION TIME	26:49	33:11
THIRD-DOWN CONVERSIONS	3/14	4/10
FOURTH-DOWN CONVERSIONS	0/1	0/0
SACKS BY	2/15	4/17

LSU

RUSHING	Att.	Gain	Lost	Net	TD	Long
Spencer Ware	16	95	5	90	0	30
Michael Ford	8	42	1	41	1	18
Kenny Hilliard	10	40	0	40	0	12
Russell Shepard	2	7	0	7	0	4
J.C. Copeland	2	5	0	5	0	4
Zach Mettenberger	6	14	16	-1	0	5

PASSING	Att.	Comp	Int	Yds	TD	Long	Sacks
Zach Mettenberger	27	15	0	169	0	33	2

RECEIVING	No.	Yds.	TD	Long
Kadron Boone	3	49	0	29
James Wright	3	25	0	10
Jarvis Landry	3	23	0	9
Spencer Ware	2	44	0	33
Odell Beckham	2	15	0	9
Kenny Hilliard	1	7	0	7
Chase Clement	1	6	0	6

PUNTING	No.	Yds.	Avg.	Long	I20
Brad Wing	8	338	42.2	60	3

FIELD GOALS	Att.	Made	Long	KICKS
Drew Alleman	2	1	30	Made 30; Missed 34

ALL RETURNS	Punts			Kickoffs			Intercepted		
	No.	Yds.	Lg.	No.	Yds.	Lg.	No.	Yds.	Lg.
Jarvis Landry	0	0	0	1	22	22	0	0	0
Odell Beckham, Jr.	1	-5	0	0	0	0	0	0	0
Tharold Simon	0	0	0	0	0	0	1	6	6
Luke Muncie	0	0	0	0	0	0	1	0	0

AUBURN

RUSHING	Att.	Gain	Lost	Net	TD	Long
Tre Mason	9	63	9	54	0	26
Onterio McCalebb	11	40	16	24	1	20
Jonathan Wallace	3	15	0	15	0	6
TEAM	1	0	2	-2	0	0
Kiehl Frazier	6	12	17	-5	0	8

PASSING	Att.	Comp	Int.	Yds.	TD	Long	Sacks
Kiehl Frazier	22	13	2	97	0	23	4

RECEIVING	No.	Yds.	TD	Long
Philip Lutzenkirchen	5	29	0	23
Emory Blake	4	56	0	22
Quan Bray	2	10	0	7
Onterio McCalebb	2	2	0	2

PUNTING	No.	Yds.	Avg.	Long	I20
Steven Clark	7	287	41.0	54	2

ALL RETURNS	Punts			Kickoffs			Intercepted		
	No.	Yds.	Lg.	No.	Yds.	Lg.	No.	Yds.	Lg.
Quan Bray	1	0	0	0	0	0	0	0	0
Onterio McCalebb	0	0	0	2	59	43	0	0	0

Game 5

Towson	22
#3 LSU	38



Sept. 29, 2012 • Tiger Stadium • Baton Rouge, La. • 92,154

No. 3 LSU Overcomes Sluggish Effort To Beat Towson, 38-22

Despite committing a season-high 10 penalties and losing three fumbles, third-ranked LSU managed enough offense to post a 38-22 non-conference win over Towson in Tiger Stadium. The victory improved LSU to 5-0 overall, while extending the nation's longest non-conference regular season winning streak to 41 straight (also an NCAA record) as well as running LSU's Tiger Stadium winning streak to 21 in a row (also a school record). **Zach Mettenberger** threw for 238 yards and a pair of touchdowns - both to **Odell Beckham Jr.** After **Russell Shepard's** 78-yard TD run on the first play of LSU's second possession of the game gave the Tigers a 7-0 lead, Towson scored nine straight points to take a 9-7 advantage with just over five minutes left in the first half. LSU closed out the half with a 27-yard TD pass from Mettenberger to Beckham Jr. and then a 23-yard **Drew Alleman** field goal to take a 17-9 lead into the locker room. LSU extended the lead to 24-9 on a 1-yard TD run by **J.C. Copeland** and then to 31-9 on a 53-yard TD pass from Mettenberger to Beckham Jr. **Michael Ford** closed out the scoring for the Tigers with a 4-yard run late in the game for a 38-16 advantage. Towson added a touchdown with just over a minute left for the final margin. For the game, LSU's offense produced 396 total yards (158 rushing, 238 passing), while Towson managed to score more points (22), rush for more yards (188) and accumulate more total yards (291) than any team that LSU has faced this year. Shepard led LSU with 78 yards rushing on just one carry, while Ford added 76 yards on 11 attempts. Beckham Jr. had five catches for 128 yards and a pair of TDs for what statistically was the best game of his career. **Kevin Minter** led the Tiger defense with 9 tackles, including 1.5 for losses, while **Lavar Edwards** had seven tackles and 1.5 sacks.

		Scoring			
TOWSON	0	9	0	13	- 22
LSU	7	10	7	14	- 38

LSU	10:24	1Q	Shepard 78 run (Alleman Kick)
TOW	13:34	2Q	Soven 26 yd FG
TOW	5:15	2Q	West 1 run (Soven Kick failed)
LSU	2:52	2Q	Beckham Jr. 27 pass from Mettenberger (Alleman Kick)
LSU	1:19	2Q	Alleman 23 yd FG
LSU	5:56	3Q	Copeland 1 run (Alleman Kick)
LSU	14:52	4Q	Beckham Jr. 53 pass from Mettenberger (Alleman Kick)
TOW	8:58	4Q	West 1 run (Soven Kick)
LSU	5:22	4Q	Ford 4 run (Alleman Kick)
TOW	1:30	4Q	Sheppard 9 pass from Enders (Conversion Failed)

Team Stats

	TOW	LSU
FIRST DOWNS	19	18
RUSHING	8	9
PASSING	8	9
PENALTY	3	0
RUSHING ATTEMPTS	40	35
YARDS GAINED RUSHING	208	220
YARDS LOST RUSHING	20	62
NET YARDS RUSHING	188	158
NET YARDS PASSING	103	238
PASSES ATTEMPTED	33	26
PASSES COMPLETED	13	15
HAD INTERCEPTED	2	0
TOTAL OFFENSIVE PLAYS	73	61
TOTAL NET YARDS	291	396
AVERAGE GAIN PER PLAY	4.0	6.5
FUMBLES/LOST	2/2	5/3
PENALTIES/YARDS	4/15	10/69
INTERCEPTIONS/YARDS	0/0	0/0
PUNTS/YARDS	7/245	4/177
AVERAGE PER PUNT	35.0	44.2
PUNT RETURNS/YARDS	2/6	3/41
KICKOFF RETURNS/YARDS	5/80	3/24
POSSESSION TIME	34:42	25:18
THIRD-DOWN CONVERSIONS	6/17	5/12
FOURTH-DOWN CONVERSIONS	1/1	0/0
SACKS BY	4/42	3/15

LSU

RUSHING	Att.	Gain	Lost	Net	TD	Long
Russell Shepard	1	78	0	78	1	78
Michael Ford	11	76	0	76	1	22
Spencer Ware	8	40	4	36	0	14
Kenny Hilliard	6	23	0	23	0	6
Jeremy Hill	1	2	0	2	0	2
J.C. Copeland	1	1	0	1	1	1
TEAM	2	0	6	-6	0	0
Zach Mettenberger	5	0	52	-52	0	0

PASSING	Att.	Comp	Int	Yds	TD	Long	Sacks
Zach Mettenberger	26	15	0	238	2	53	4

RECEIVING	No.	Yds.	TD	Long
Odell Beckham	5	128	2	53
Kadron Boone	3	33	0	17
Chase Clement	1	27	0	27
Nic Jacobs	1	21	0	21
Kenny Hilliard	1	10	0	10
Russell Shepard	1	9	0	9
Jeremy Hill	1	4	0	4
Jarvis Landry	1	4	0	4
Michael Ford	1	2	0	2

PUNTING	No.	Yds.	Avg.	Long	I20
Brad Wing	4	177	44.2	50	2

FIELD GOALS	Att.	Made	Long	KICKS
Drew Alleman	2	1	23	Made 23; Missed 1

ALL RETURNS	Punts			Kickoffs			Intercepted		
	No.	Yds.	Lg.	No.	Yds.	Lg.	No.	Yds.	Lg.
Odell Beckham, Jr.	3	41	30	1	-6	0	0	0	0
Nic Jacobs	0	0	0	1	11	11	0	0	0
Jarvis Landry	0	0	0	1	19	19	0	0	0

TOWSON

RUSHING	Att.	Gain	Lost	Net	TD	Long
Grant Edwards	12	101	15	86	0	43
Terrance West	22	81	2	79	2	15
Sterlin Phifer	4	23	0	23	0	9
Dominique Booker	2	3	3	0	0	3

PASSING	Att.	Comp	Int.	Yds.	TD	Long	Sacks
Grant Enders	33	13	0	103	1	22	3

RECEIVING	No.	Yds.	TD	Long
Tom Ryan	4	54	0	22
Gerrard Sheppard	3	11	1	9
Spencer Wilkins	2	18	0	9
Tyler Magill	1	12	0	12
Erron Banks	1	6	0	6
Leon Kinnard	1	2	0	2
Cory Kirby	1	0	0	6

PUNTING	No.	Yds.	Avg.	Long	I20
R.J. Peppers	7	245	35.0	54	0

FIELD GOALS	Att.	Made	Long	KICKS
D.J. Soven	2	1	26	Made 26; Missed 1

ALL RETURNS	Punts			Kickoffs			Intercepted		
	No.	Yds.	Lg.	No.	Yds.	Lg.	No.	Yds.	Lg.
Tye Smith	0	0	0	1	10	10	0	0	0
Derrick Joseph	0	0	0	4	70	33	0	0	0
Jordan Love	2	6	10	0	0	0	0	0	0

Game 6

#4/3 LSU	6
#10/11 Florida	14



Oct. 6, 2012 • Ben Hill Griffin Stadium • Gainesville, Fla. • 90,824

Florida Uses Second-Half Surge To Beat LSU, 14-6

Florida overcame a 6-0 halftime deficit with a pair of second half touchdowns as the 10th-ranked Gators handed No. 3 LSU its first regular season loss since November of 2010 with a 14-6 win in Gainesville. The loss snapped LSU's 18-game regular season winning streak, the longest in the nation, as the Tigers fell to 5-1 overall and 1-1 in league play. Despite a spectacular first half defensive effort that saw LSU hold Florida scoreless and to just 81 total yards, the Tigers wore down in the second half as the Gators used their running game to take control of the contest. Trailing 6-0, Florida took the lead for good, 7-6, on a 12-yard TD run by Mike Gillislee late in the third quarter. The Tigers had a chance to regain the lead however, **Odell Beckham Jr.** fumbled after catching a 56-yard pass from **Zach Mettenberger** that would have given the Tigers the ball at the Florida 23-yard line. Florida responded with an 11-play drive, all rushes, to extend the lead to 14-6 early in the fourth quarter. LSU managed just two first downs on its following two possessions as the Gators held on for the victory. LSU's only points in the game came courtesy of a pair of **Drew Alleman** field goals. Alleman kicked 31-yard field goal to cap a 10-play, 64-yard drive on LSU's first possession of the game. Alleman added a 21-yard field goal just before halftime after the Tigers managed just three yards following a fumble recovery at the Florida 7-yard line. For the game, LSU was limited to just 8 first downs, 200 total yards (42 rushing, 158 passing) and just 1-of-13 on third down conversion attempts. Mettenberger completed 11-of-25 passes for 158 yards and one interception. He was sacked four times. **Kevin Minter** led the LSU defense with 20 tackles, just one shy of tying the school-record, two sacks and a forced fumble.

Scoring

LSU	3	3	0	0	- 6
UF	0	0	7	7	- 14

LSU	10:48	1Q	Alleman 31 yd FG
LSU	0:24	2Q	Alleman 21 yd FG
UF	5:15	3Q	Mike Gillislee 12 run (Sturgis Kick)
UF	13:18	4Q	Mike Gillislee 12 run (Sturgis Kick)

Team Stats

	LSU	UF
FIRST DOWNS	8	22
RUSHING	1	16
PASSING	4	3
PENALTY	3	3
RUSHING ATTEMPTS	25	58
YARDS GAINED RUSHING	65	239
YARDS LOST RUSHING	23	63
NET YARDS RUSHING	42	176
NET YARDS PASSING	158	61
PASSES ATTEMPTED	25	12
PASSES COMPLETED	11	8
HAD INTERCEPTED	1	0
TOTAL OFFENSIVE PLAYS	50	70
TOTAL NET YARDS	200	237
AVERAGE GAIN PER PLAY	4.0	3.4
FUMBLES/LOST	2/2	2/2
PENALTIES/YARDS	8/83	6/52
INTERCEPTIONS/YARDS	0/0	1/2
PUNTS/YARDS	7/319	7/344
AVERAGE PER PUNT	45.6	49.1
PUNT RETURNS/YARDS	4/22	0/0
KICKOFF RETURNS/YARDS	2/38	3/51
POSSESSION TIME	22:36	37:24
THIRD-DOWN CONVERSIONS	1/13	7/14
FOURTH-DOWN CONVERSIONS	1/1	0/0
SACKS BY	5/43	4/19

LSU

RUSHING	Att.	Gain	Lost	Net	TD	Long
Spencer Ware	8	21	0	21	0	5
Kenny Hilliard	5	18	2	16	0	13
Michael Ford	4	16	2	14	0	9
Jeremy Hill	2	8	0	8	0	5
Russell Shepard	1	2	0	2	0	2
Terrence Magee	1	0	0	0	0	0
Zach Mettenberger	4	0	19	-19	0	0

PASSING	Att.	Comp	Int	Yds	TD	Long	Sacks
Zach Mettenberger	25	11	1	158	0	56	4

RECEIVING	No.	Yds.	TD	Long
Odell Beckham	4	78	0	56
Nic Jacobs	2	22	0	13
Jeremy Hill	1	20	0	20
Spencer Ware	1	20	0	20
Chase Clement	1	7	0	7
J.C. Copeland	1	7	0	7
Russell Shepard	1	4	0	4

PUNTING	No.	Yds.	Avg.	Long	I20
Brad Wing	7	319	45.6	57	3

FIELD GOALS	Att.	Made	Long	KICKS
Drew Alleman	2	2	31	Made 31; Made 21

ALL RETURNS	Punts			Kickoffs			Intercepted		
	No.	Yds.	Lg.	No.	Yds.	Lg.	No.	Yds.	Lg.
Odell Beckham, Jr.	4	22	11	0	0	0	0	0	0
Jarvis Landry	0	0	0	1	20	20	0	0	0
Michael Ford	0	0	0	1	18	18	0	0	0

FLORIDA

RUSHING	Att.	Gain	Lost	Net	TD	Long
Mike Gillislee	34	146	0	146	2	12
Omarius Hines	1	14	0	14	0	14
Mack Brown	2	12	0	12	0	7
Trey Burton	3	8	1	7	0	7
Jeff Driskel	13	56	55	1	0	17
Solomon Patton	2	3	3	0	0	3
TEAM	2	0	4	-4	0	0

PASSING	Att.	Comp	Int.	Yds.	TD	Long	Sacks
Jeff Driskel	12	8	0	61	0	14	5

RECEIVING	No.	Yds.	TD	Long
Jordan Reed	3	30	0	14
Quinton Dunbar	2	15	0	8
Omarius Hines	1	14	0	14
Andre Debose	1	5	0	5
Frankie Hammond	1	-3	0	2

PUNTING	No.	Yds.	Avg.	Long	I20
Kyle Christy	7	344	49.1	61	3

FIELD GOALS	Att.	Made	Long	KICKS
none				

ALL RETURNS	Punts			Kickoffs			Intercepted		
	No.	Yds.	Lg.	No.	Yds.	Lg.	No.	Yds.	Lg.
Andre Debose	0	0	0	3	51	21	0	0	0
Jaylen Watkins	0	0	0	0	0	0	1	2	2

Game 7

#3 South Carolina	21
#9/8 LSU	23



Oct. 13, 2012 • Tiger Stadium • Baton Rouge, La. • 92,734

LSU Defense, RB Hill Help Tigers Past South Carolina, 23-21

In another classic battle between two SEC heavyweights, LSU's defense and a little known running back named **Jeremy Hill** made the difference as the ninth-ranked Tigers knocked off third-ranked South Carolina, 23-21. Hill, a true freshman from Baton Rouge, made the most of his opportunity, rushing for a career-best 124 yards and the 2 TDs. Hill's 50-yard scamper in the fourth quarter proved to be the difference, giving the Tigers a 23-14 advantage with just over five minutes left in the contest. LSU's defense was once again dynamite; limiting South Carolina's powerful rushing attack to just 34 net yards. USC's leading rusher Marcus Lattimore was held to a season-low 34 yards on 13 attempts. LSU struck first taking its first possession, marching 69 yards on 16 plays capped with a 23-yard field goal by **Drew Alleman** for a 3-0 advantage. South Carolina's lone TD of the first half was setup on a 70-yard interception return to the LSU 2-yard line. The Gamecocks needed just one play to take a 7-3 advantage early in the second quarter. That score stood until early in the third quarter when LSU's Hill rambled 7 yards for a TD, giving the Tigers a 10-3 advantage. South Carolina regained the lead, 14-10, on a 2-yard run by Lattimore at the 5:11 mark in the third quarter. A pair of Alleman field goals on back-to-back LSU possessions gave the Tigers a 16-14 lead with 6:37 to play. After the LSU defense forced South Carolina to punt for the seventh time, the Tigers got the ball at midfield with 5:03 setting up Hill's 50-yard TD run. South Carolina managed to pull to within 23-21 with a TD on its ensuing possession, however the onside kick went out of bounds and LSU was able to run down the clock to just 35 seconds before punting to the Gamecocks. South Carolina's last-second attempt at a Hail Mary pass was intercepted by **Craig Loston**. For the game, LSU piled up 406 total yards, including 258 on the ground. Mettenberger connected on 12-of-25 passes for 148 yards with **Jarvis Landry** leading the way with 4 catches for 55 yards.

		Scoring			
USC	0	7	7	7	- 21
LSU	3	0	7	13	- 23

LSU	5:32	1Q	Alleman 23 yd FG
USC	14:54	2Q	Ace Sanders 2 pass from Connor Shaw (Yates Kick)
LSU	11:13	3Q	Jeremy Hill 7 run (Alleman Kick)
USC	5:11	3Q	Marcus Lattimore 2 run (Yates Kick)
LSU	10:17	4Q	Alleman 20 yd FG
LSU	6:37	4Q	Alleman 22 yd FG
LSU	5:03	4Q	Jeremy Hill 50 run (Alleman Kick)

Team Stats

	USC	LSU
FIRST DOWNS	14	22
RUSHING	3	15
PASSING	9	7
PENALTY	2	0
RUSHING ATTEMPTS	25	53
YARDS GAINED RUSHING	67	274
YARDS LOST RUSHING	33	16
NET YARDS RUSHING	34	258
NET YARDS PASSING	177	148
PASSES ATTEMPTED	35	25
PASSES COMPLETED	19	12
HAD INTERCEPTED	2	1
TOTAL OFFENSIVE PLAYS	60	78
TOTAL NET YARDS	211	406
AVERAGE GAIN PER PLAY	3.5	5.2
FUMBLES/LOST	1/0	1/0
PENALTIES/YARDS	4/25	5/29
INTERCEPTIONS/YARDS	1/70	2/39
PUNTS/YARDS	7/259	4/134
AVERAGE PER PUNT	37.0	33.5
PUNT RETURNS/YARDS	1/50	3/6
KICKOFF RETURNS/YARDS	3/47	2/59
POSSESSION TIME	23:03	36:57

THIRD-DOWN CONVERSIONS	3/13	11/19
FOURTH-DOWN CONVERSIONS	2/2	0/0
SACKS BY	1/6	4/30

LSU

RUSHING	Att.	Gain	Lost	Net	TD	Long
Jeremy Hill	17	124	0	124	2	50
Spencer Ware	14	56	1	55	0	11
Michael Ford	7	41	0	41	0	13
Kenny Hilliard	10	41	8	33	0	17
J.C. Copeland	3	12	0	12	0	9
TEAM	1	0	1	-1	0	0
Zach Mettenberger	1	0	6	-6	0	0

PASSING	Att.	Comp	Int	Yds	TD	Long	Sacks
Zach Mettenberger	25	12	1	148	0	27	1

RECEIVING	No.	Yds.	TD	Long
Jarvis Landry	4	55	0	19
James Wright	3	18	0	10
Odell Beckham	2	21	0	12
Spencer Ware	1	27	0	27
Jeremy Hill	1	21	0	21
Kadron Boone	1	6	0	6

PUNTING	No.	Yds.	Avg.	Long	I20
Brad Wing	4	134	33.5	56	0

FIELD GOALS	Att.	Made	Long	KICKS
Drew Alleman	4	3	23	Made 23, 20, 22; Missed 32

ALL RETURNS	Punts			Kickoffs			Intercepted		
	No.	Yds.	Lg.	No.	Yds.	Lg.	No.	Yds.	Lg.
Odell Beckham, Jr.	3	6	4	0	0	0	0	0	0
Craig Loston	0	0	0	0	20	20	1	10	10
Eric Reid	0	0	0	0	18	18	1	29	29
Michael Ford	0	0	0	2	59	31	0	0	0

SOUTH CAROLINA

RUSHING	Att.	Gain	Lost	Net	TD	Long
Marcus Lattimore	13	37	2	35	1	9
Connor Shaw	12	30	31	-1	0	17

PASSING	Att.	Comp	Int.	Yds.	TD	Long	Sacks
Connor Shaw	34	19	2	177	2	29	4

RECEIVING	No.	Yds.	TD	Long
Ace Sanders	5	49	1	21
Bruce Ellington	4	38	1	23
Marcus Lattimore	4	23	0	7
Justice Cunningham	3	36	0	29
Damiere Byrd	2	15	0	11
Jerell Adams	1	16	0	16

PUNTING	No.	Yds.	Avg.	Long	I20
Tyler Hull	7	259	37.0	43	1

FIELD GOALS	Att.	Made	Long	KICKS
none				

ALL RETURNS	Punts			Kickoffs			Intercepted		
	No.	Yds.	Lg.	No.	Yds.	Lg.	No.	Yds.	Lg.
Ace Sanders	1	50	50	0	0	0	0	0	0
Bruce Ellington	0	0	0	3	47	23	0	0	0
Jimmy Legree	0	0	0	0	0	0	1	70	70

Game 8

#6 LSU	24
#20/19 Texas A&M	19



Oct. 20, 2012 • Kyle Field • College Station, Texas • 87,429

Defense, Hill Help LSU Overcome Slow Start To Beat Texas A&M, 24-19

Jeremy Hill rushed for a career-high 127 yards and one touchdown and the LSU defense overcame a slow start as the sixth-ranked Tigers beat Texas A&M, 24-19, in College Station. The Tigers spotted Texas A&M an early 12-0 lead as the Aggies became the first team this year to score a touchdown on the first possession of the game against LSU. Back-to-back field goals extended A&M's lead to 12-0 midway through the second quarter. LSU, which shifted to a 3-man front along with six defensive backs, finally got a spark when Jalen Collins intercepted a pass giving the Tigers their best starting field position of the half at the LSU 42-yard line. LSU needed just 7 plays to go 58 yards capped on a 20-yard TD run by Michael Ford to pull to within 12-7 with 1:49 left in the half. The Tigers got another momentum boost just before halftime when Ronald Martin forced an A&M fumble on the Aggies' next possession, giving LSU the ball back inside A&M territory with 46 seconds left in the half. LSU needed 6 plays to go 40 yards, capped with a Zach Mettenberger 29-yard TD pass to Kadron Boone with 11 seconds left to give the Tigers their first lead of the game at 14-12. A Drew Alleman field goal extended the LSU lead to 17-12 midway through the fourth quarter. The Tigers scored their 24th unanswered point of the game when Hill raced 47 yards for a TD, stretching the margin to 24-12 with 3:12 left in the contest. Hill's TD was setup by a Tharold Simon interception that gave the Tigers the ball at the A&M 47-yard line. The Aggies added a late TD to cut the advantage to 24-19 with just over a minute left in the game. The Tigers recovered the ensuing onside kick and LSU was able to run the clock down to 10 seconds left before punting back to the Aggies. A&M's last second attempt resulted in a fumble as LSU escaped with the victory. For the game, A&M outgained LSU, 410-316, but the Tigers forced five Aggie turnovers (3 interceptions, 2 fumbles). Mettenberger completed 11 of 29 passes for 97 yards and 1 score. LSU's Kevin Minter led the Tigers with 12 tackles, a sack, an interception, a pass breakup and a pair of QB hurries.

Scoring

LSU	0	14	0	10	- 24
TAMU	9	3	0	7	- 19
TAMU	10:46	1Q	Christine Michael 2 run (Bertolet Kick failed)		
TAMU	5:41	1Q	Bertolet 32 yd FG		
TAMU	7:24	2Q	Bertolet 50 yd FG		
LSU	1:49	2Q	Michael Ford 20 run (Alleman Kick)		
LSU	0:11	2Q	Kadron Boone 29 from Mettenberger (Alleman Kick)		
LSU	8:35	4Q	Alleman 28 yd FG		
LSU	3:12	4Q	Jeremy Hill 47 run (Alleman Kick)		
TAMU	1:17	4Q	Ben Malena 5 run (Bertolet Kick)		

Team Stats

	LSU	TAMU
FIRST DOWNS	18	26
RUSHING	11	8
PASSING	4	13
PENALTY	3	5
RUSHING ATTEMPTS	45	38
YARDS GAINED RUSHING	234	164
YARDS LOST RUSHING	15	30
NET YARDS RUSHING	219	134
NET YARDS PASSING	97	276
PASSES ATTEMPTED	29	56
PASSES COMPLETED	11	29
HAD INTERCEPTED	0	3
TOTAL OFFENSIVE PLAYS	74	94
TOTAL NET YARDS	316	410
AVERAGE GAIN PER PLAY	4.3	4.4
FUMBLES/LOST	0/0	2/2
PENALTIES/YARDS	13/102	6/65
INTERCEPTIONS/YARDS	3/17	0/0
PUNTS/YARDS	10/451	4/151
AVERAGE PER PUNT	45.1	37.8
PUNT RETURNS/YARDS	0/0	3/16
KICKOFF RETURNS/YARDS	2/27	4/108
POSSESSION TIME	29:50	30:10
THIRD-DOWN CONVERSIONS	2/16	6/16

FOURTH-DOWN CONVERSIONS	2/2	0/0
SACKS BY	3/17	2/12

LSU

RUSHING	Att.	Gain	Lost	Net	TD	Long
Jeremy Hill	18	127	0	127	1	47
Michael Ford	11	78	0	78	1	20
Spencer Ware	8	18	3	15	0	5
Kenny Hilliard	3	5	0	5	0	3
J.C. Copeland	1	1	0	1	0	1
Zach Mettenberger	4	5	12	-7	0	3

PASSING	Att.	Comp	Int	Yds	TD	Long	Sacks
Zach Mettenberger	29	11	0	97	1	29	2

RECEIVING	No.	Yds.	TD	Long
Kadron Boone	4	49	1	29
Odell Beckham	4	35	0	17
James Wright	1	9	0	9
Jeremy Hill	1	7	0	7
Jarvis Landry	1	-3	0	0

PUNTING	No.	Yds.	Avg.	Long	I20
Brad Wing	10	451	45.1	65	1

FIELD GOALS	Att.	Made	Long	KICKS
Drew Alleman	2	1	28	Made 28; Missed 54

ALL RETURNS	Punts			Kickoffs			Intercepted		
	No.	Yds.	Lg.	No.	Yds.	Lg.	No.	Yds.	Lg.
Jarvis Landry	0	0	0	1	15	15	0	0	0
Tharold Simon	0	0	0	0	0	0	1	10	10
Jalen Collins	0	0	0	0	0	0	1	3	3
Kevin Minter	0	0	0	1	12	12	1	4	4
Michael Ford	0	0	0	2	27	15	0	0	0

Texas A&M

RUSHING	Att.	Gain	Lost	Net	TD	Long
Ben Malena	12	83	1	82	1	18
Christine Michael	8	31	4	27	1	9
Johnny Manziel	17	50	23	27	0	14
TEAM	1	0	2	-2	0	0

PASSING	Att.	Comp	Int.	Yds.	TD	Long	Sacks
Johnny Manziel	56	29	3	276	0	27	3

RECEIVING	No.	Yds.	TD	Long
Ryan Swope	10	81	0	27
Mike Evans	6	76	0	21
Kenric McNeal	4	29	0	11
Uzoma Nwachukwu	2	44	0	27
Ben Malena	2	21	0	12
Sabian Holmes	1	10	0	10
Nehemiah Hicks	1	7	0	7
Thomas Johnson	1	4	0	4
Malcome Kennedy	1	3	0	3
Christine Michael	1	1	0	1

PUNTING	No.	Yds.	Avg.	Long	I20
Ryan Epperson	4	151	37.8	40	2

FIELD GOALS	Att.	Made	Long	KICKS
Taylor Bertolet	4	2	50	Made 32, 50; Missed 52, 33

ALL RETURNS	Punts			Kickoffs			Intercepted		
	No.	Yds.	Lg.	No.	Yds.	Lg.	No.	Yds.	Lg.
Nehemiah Hicks	0	0	0	1	2	2	0	0	0
Trey Williams	0	0	0	3	106	76	0	0	0
Dustin Harris	3	16	11	0	0	0	0	0	0

Game 9

#1 Alabama	21
#5 LSU	17



Nov. 3, 2012 • Tiger Stadium • Baton Rouge, La. • 93,374

Late TD Lifts Top-Ranked Alabama Past LSU, 21-17

Top-ranked Alabama scored its only points of the second half with 51 seconds left as T.J. Yeldon's 28-yard touchdown reception from AJ McCarron lifted the Crimson Tide to a 21-17 win over No. 5 LSU before a record crowd of 93,374 in Tiger Stadium. The loss snapped LSU's home field winning streak at 22 – which is a school-record and was the nation's longest streak. The Alabama win overshadowed a game that was dominated by LSU in every phase as the Tigers had more yards (435 to 335), first downs (22 to 18), time of possession (39:15 to 20:45) and fewer turnovers (0 to 2), but still came out on the short end of the ledger. Trailing 14-3 at halftime, LSU put on a second half show as the Tigers got to within 14-10 on a 1-yard run by **Jeremy Hill** at the 3:35 mark in the third quarter. After LSU failed at an onside kick on the ensuing kickoff, Alabama marched to the Tiger 10-yard line where **Sam Montgomery** recovered a fumble halting the Crimson Tide drive. From there, the Tigers went 90 yards on seven plays, capped with a 14-yard TD pass from **Zach Mettenberger** to **Jarvis Landry**, giving LSU a 17-14 advantage with 12:58 to play. The Tigers held Alabama to three-and-outs on its next two possessions, however LSU couldn't take advantage as the Tigers turned the ball over on downs at the Crimson Tide 24-yard line to end one possession and then missed a 45-yard field goal with 1:34 left to end its next possession. With no timeouts left, Alabama needed just five plays to go 72 yards on the game-winning drive. LSU had one final possession as the Tigers got the ball back with 45 seconds left, but with no timeouts. The game ended when Mettenberger was sacked as time expired and the Crimson Tide escaped with the victory. LSU opened the scoring in the first half when **Drew Alleman** kicked a 38-yard field goal for a 3-0 Tiger lead at the 6:11 mark in the first quarter. The score remained that way until Alabama's Eddie Lacy scored on a 7-yard run at the 8:17 mark in the second quarter. Alabama stretched the lead to 14-3 just before halftime when McCarron scored on a 9-yard run with 11 seconds left in the second quarter. Mettenberger had his best game at LSU, connecting on 24-of-35 attempts for 298 yards and a touchdown. Hill ran his streak of 100-yard games to three straight with 107 yards and a TD on 29 carries. **Eric Reid** led the Tiger defense with seven tackles as LSU limited the Crimson Tide to 1-of-9 on third-down conversion attempts and to just 52 totals plays.

Scoring

ALABAMA	0	14	0	7	-21
LSU	3	0	7	7	-17

LSU	6:11	1Q	Alleman 38 yd FG
BAMA	8:17	2Q	Eddie Lacy 7 run (Shelley Kick)
BAMA	0:11	2Q	A.J. McCarron 9 yd run (Shelley Kick)
LSU	3:35	3Q	Jeremy Hill 1 yd run (Alleman Kick)
LSU	12:58	4Q	Jarvis Landry 14 from Mettenberger (Alleman Kick)
BAMA	0:51	4Q	Yeldon 28 from A.J. McCarron (Shelley Kick)

Team Stats

	BAMA	LSU
FIRST DOWNS	18	22
RUSHING	8	8
PASSING	9	14
PENALTY	1	0
RUSHING ATTEMPTS	25	49
YARDS GAINED RUSHING	177	172
YARDS LOST RUSHING	11	33
NET YARDS RUSHING	166	139
NET YARDS PASSING	165	296
PASSES ATTEMPTED	27	36
PASSES COMPLETED	14	25
HAD INTERCEPTED	0	0
TOTAL OFFENSIVE PLAYS	52	85
TOTAL NET YARDS	331	435
AVERAGE GAIN PER PLAY	6.4	5.1
FUMBLES/LOST	2/2	1/0
PENALTIES/YARDS	1/15	7/51
INTERCEPTIONS/YARDS	0/0	0/0
PUNTS/YARDS	7/361	4/196
AVERAGE PER PUNT	45.1	49.0
PUNT RETURNS/YARDS	1/(4)	3/16
KICKOFF RETURNS/YARDS	1/9	3/59
POSSESSION TIME	20:45	39:15
THIRD-DOWN CONVERSIONS	1/9	10/20

FOURTH-DOWN CONVERSIONS	0/0	0/2
SACKS BY	3/22	1/5

LSU

RUSHING	Att.	Gain	Lost	Net	TD	Long
Jeremy Hill	29	115	8	107	1	19
Russell Shepard	3	22	0	22	0	19
Michael Ford	3	13	0	13	0	6
Spencer Ware	7	15	2	13	0	4
J.C. Copeland	3	7	1	6	0	4
Zach Mettenberger	4	0	22	-22	0	0

PASSING	Att.	Comp	Int	Yds	TD	Long	Sacks
Zach Mettenberger	35	24	0	298	1	42	3
Brad Wing	1	1	0	-2	0	0	0

RECEIVING	No.	Yds.	TD	Long
Jarvis Landry	8	76	1	23
Odele Beckham	4	73	0	36
Kadron Boone	4	37	0	19
Jeremy Hill	3	12	0	8
J.C. Copeland	2	47	0	42
Nic Jacobs	2	15	0	8
Spencer Ware	1	38	0	38
Drew Alleman	1	-2	0	0

PUNTING	No.	Yds.	Avg.	Long	I20
Brad Wing	4	196	49.0	64	2

FIELD GOALS	Att.	Made	Long	KICKS
Drew Alleman	3	1	38	Made 38; Missed 54, 45

ALL RETURNS	Punts			Kickoffs			Intercepted		
	No.	Yds.	Lg.	No.	Yds.	Lg.	No.	Yds.	Lg.
Odele Beckham	3	16	10	0	0	0	0	0	0
Chase Clement	0	0	0	1	29	29	0	0	0
Michael Ford	0	0	0	2	30	18	0	0	0

ALABAMA

RUSHING	Att.	Gain	Lost	Net	TD	Long
Eddie Lacy	11	89	6	83	1	28
T.J. Yeldon	11	76	0	76	0	23
A.J. McCarron	3	12	5	7	1	9

PASSING	Att.	Comp	Int.	Yds.	TD	Long	Sacks
A.J. McCarron	27	14	0	165	1	28	1

RECEIVING	No.	Yds.	TD	Long
Kevin Norwood	5	62	0	18
Christion Jones	4	40	0	16
T.J. Yeldon	1	28	1	28
Eddie Lacy	1	19	0	19
Kelly Johnson	1	10	0	10
Michael Williams	1	6	0	6
Marvis Shinn	1	0	0	0

PUNTING	No.	Yds.	Avg.	Long	I20
Cody Mandell	7	316	45.1	56	2

FIELD GOALS	Att.	Made	Long	KICKS
none				

ALL RETURNS	Punts			Kickoffs			Intercepted		
	No.	Yds.	Lg.	No.	Yds.	Lg.	No.	Yds.	Lg.
Cyrus Jones	1	-4	0	0	0	0	0	0	0
Xzavier Dickson	0	0	0	1	9	9	0	0	0