

# LSU 2012 FOOTBALL

**NATIONAL CHAMPIONS**  
1958 • 2003 • 2007

**SEC CHAMPIONS**  
1935 • 1936 • 1958 • 1961 • 1970  
1986 • 1988 • 2001 • 2003 • 2007 • 2011

8

## Texas A&M

October 20, 2012 • 11 a.m. CDT • ESPN  
College Station, Texas • Kyle Field (82,600)

@LSUfbal • #LSUROAR



### #6 LSU (6-1, 2-1 SEC)

#### SEPTEMBER (5-0)

1	North Texas (ESPN)	W, 41-14
8	Washington (ESPN)	W, 41-3
15	Idaho (TigerVision PPV)	W, 63-14
22	* at Auburn (ESPN)	W, 12-10
29	Towson (ESPN)	W, 38-22

#### OCTOBER (1-1)

6	* at #10/11 Florida (CBS)	L, 14-6
13	* #3 South Carolina (ESPN)	W, 23-21
20	* at #20/19 Texas A&M (ESPN)	11 a.m.

#### NOVEMBER

3	* Alabama (CBS)	7 p.m.
10	* Mississippi State	TBA
17	* Ole Miss	TBA
23	* at Arkansas (CBS)	1:30 p.m.

#### DECEMBER

1	SEC Championship Game (CBS)	3 p.m.
	Atlanta, Ga.	

### #20/19 Texas A&M (5-1, 2-1 SEC)

#### SEPTEMBER (4-0)

8	* #24 Florida (ESPN)	L, 20-17
15	at SMU (FSN)	W, 48-3
22	S.C. State (FSN)	W, 70-14
29	* Arkansas (SECN)	W, 58-10

#### OCTOBER (1-0)

6	* at Ole Miss (ESPN)	W, 30-27
13	at #23/24 Louisiana Tech (ESPN)	W, 59-57
20	* #6 LSU (ESPN)	11 a.m.
27	* at Auburn	TBA

#### NOVEMBER

3	* at Mississippi State	TBA
10	* at Alabama	TBA
17	Sam Houston State	TBA
24	* Missouri	TBA

### On the Air

#### Radio • LSU Sports Radio Network

Jim Hawthorne, play-by-play  
Doug Moreau, analyst  
Gordy Rush, sideline



#### Television • ESPN

Dave Pasch, play-by-play  
Brian Griese, analyst  
Jenn Brown, sideline



#### Television • Cox Sports (delay)

Lyn Rollins, play-by-play  
Greg Bowser, analyst  
Ronnie Rantz, sideline



LSUsports.net

f t LSUsports.net/connect

### NEXT UP

#### LSU Travels To Texas A&M For Historic First Conference Game Against the Aggies

LSU travels to College Station for the first time since 1995 on Saturday as the sixth-ranked Tigers face 20th-ranked Texas A&M in a historic matchup between the former rivals. Saturday's game will mark the first time LSU and Texas A&M will meet as conference opponents. Kickoff between the Tigers and the Aggies is scheduled for 11 a.m. on ESPN, LSU's first morning kickoff since last year's 35-7 win over Kentucky in Tiger Stadium in an 11:21 a.m. contest. LSU brings a 6-1 overall mark and a 2-1 league record into the game following last week's 23-21 win over South Carolina. LSU is ranked No. 6 in the all of the major polls this week, including the BCS Standings which made its 2012 debut on Sunday. The Aggies won a shootout against Louisiana Tech in Shreveport, La., 59-57, to up their record to 5-1 overall. Texas A&M is also 2-1 in SEC action. Saturday's game will be the first between the two teams since a 41-24 victory in the 2011 Cotton Bowl. Prior to that, LSU and Texas A&M last played in 1995 with the Aggies winning, 33-17, at Kyle Field. The LSU vs. Texas A&M matchup will feature the SEC's top offense against one of the top defenses in the league. The Aggies are leading the SEC in scoring (47.0 ppg), rushing (235.8 ypg), and total offense (543.7 ypg). LSU is second in the league in rush defense (89.3 ypg), pass defense (130.3 ypg) and total defense (219.6 ypg). LSU is coming off its best offensive performance in an SEC game this year with 406 total yards (258 rushing, 148 passing) against South Carolina. Offensively, LSU is averaging 32 points and 395.7 yards (206.9 rushing, 188.9 passing) per game. Sophomore RB **Kenny Hilliard** continues to lead LSU in rushing with 415 yards and 6 TDs. Against South Carolina, RB **Jeremy Hill** had his best game as a Tiger with 124 yards and 2 TDs, including a 50-yarder in the fourth quarter, as he earned SEC Freshman of the Week honors. QB **Zach Mettenberger** has thrown for 1,322 yards and 6 TDs on 101-of-169 passing with 4 interceptions. His top targets have been **Odell Beckham Jr.** (22 rec., 385 yards, 2 TDs) and **Jarvis Landry** (22 rec., 219 yards, 1 TD). Defensively, LB **Kevin Minter** (63 tackles, 8.5 TFL) and LB **Lamin Barrow** (51 tackles, 4.0 TFL) are the top tacklers on the team. DE **Sam Montgomery** has 8.5 TFL and 4.0 sacks. Montgomery earned SEC Defensive Lineman of the for his play (3 tackles, 2 sacks) against South Carolina as the Tigers held the Gamecocks to season lows for total yards (211) and rushing yards (34). P Brad Wing is averaging 43.8 yards a punt and PK **Drew Alleman** has connected on 11-of-15 field goals and 27-of-27 point-after-touchdowns.

### STORYLINES

- LSU has started 5 different combinations on the offensive line this year.
- The Tigers have used 13 first-time starters in 2012 with 4 of those being true freshmen.
- LSU has played 15 true freshmen this year - most in the nation.
- In 7 games, LSU has had a different leading rusher 5 times.
- With 124 rushing yards, **Jeremy Hill** became the third different LSU running back to go over the 100-yard mark this year.
- LSU is 30-2 under **Les Miles** when a running back reaches the 100-yard mark in a game.
- 20 players on the LSU defense have been responsible for either a sack, tackle for loss, interception or forced/recovered fumble.
- In its last 13 games vs. SEC teams, LSU's defense has allowed only 13 TDs and 16 field goals. Florida and South Carolina are the only SEC teams during that span to score more than one TD against the LSU defense.
- LSU is ranked in the Top 10 in both the AP and USA Today Coaches Polls for the 25th consecutive week.

### BREAKDOWN

#### LSU Tigers

<b>Record</b>	6-1 (2-1 SEC)
<b>Ranking</b>	No. 6 Associated Press No. 6 USA Today/Coaches, Harris No. 6 BCS Standings
<b>Last Game</b>	Oct. 13 at Baton Rouge def. #3 South Carolina, 23-21
<b>Head Coach</b>	Les Miles
<b>Career Record</b>	109-40/12th year
<b>LSU Record</b>	81-19/eighth year
<b>vs. A&amp;M</b>	3-2 (1-0 at LSU)



#### Texas A&M Aggies

<b>Record</b>	5-1 (2-1 SEC)
<b>Ranking</b>	No. 20 Associated Press No. 19 USA Today/Coaches, Harris No. 18 BCS Standings
<b>Last Game</b>	Oct. 13 in Shreveport, La. def. #23/24 Louisiana Tech, 59-57
<b>Head Coach</b>	Kevin Sumlin
<b>Career Record</b>	40-18/fifth year
<b>A&amp;M Record</b>	5-1/first year
<b>vs. LSU</b>	first meeting



# Texas A&M Week

<b>15</b> <b>MONDAY</b> <b>Miles Press Luncheon</b> 11:30 a.m. - Athletic Building, 5th Floor  1:15 p.m. - Player Interviews (Indoor Facility)  <b>Practice</b> 4 p.m. - McClendon Practice Facility (Closed) 6:15 p.m. - Player Interviews	<b>16</b> <b>TUESDAY</b> <b>Miles Press Luncheon Practice</b> 4 p.m. - McClendon Practice Facility (Closed) 6 p.m. - Player Interviews	<b>17</b> <b>WEDNESDAY</b> <b>SEC Teleconference</b> 10 a.m. Miles on call  <b>Practice</b> 4 p.m. - McClendon Practice Facility (Closed)  6 p.m. - Miles post practice interview (Team Room)  <b>Miles Radio Show</b> 7 p.m. - TJ Ribs (Acadian)	<b>18</b> <b>THURSDAY</b> <b>Practice</b> 4 p.m. - McClendon Practice Facility (Closed)	<b>19</b> <b>FRIDAY</b> <b>Walk Through</b> TBA (Closed)  <b>Depart for College Station TBD</b>  <b>Road Headquarters</b> LaToretta Lake Resort 600 LaToretta Blvd. Montgomery, Texas 936.448.4400	<b>20</b> <b>SATURDAY</b> <b>Game Day</b> LSU vs. Texas A&M Kyle Field • College Station 11 a.m. CT • ESPN  <b>Post Game</b> Coach Miles is available following the game in the press conference room.  Players will immediately follow in press conf. room	<b>21</b> <b>SUNDAY</b> <b>TV Replay:</b> LSU vs. Texas A&M 7 p.m. Cox Sports Television (CST) (HD channel 1037 and 37 in Baton Rouge)
--	--	--	--	---	---	---

## LSU Media Services

### Les Miles Interviews

#### Monday Press Luncheon

LSU coach Miles meets with the media each Monday of game week in the press conference room, which is located on the fifth floor of the LSU Athletic Administration Building. Lunch is served at 11:30 a.m. (CT) followed by comments from the Coach Miles at 12:30 p.m. (CT). Media members can park in Lot F on campus, which is located off of Nicholson Drive in front of the track stadium. A transcript of coach Miles' opening statement and as well as the question and answer session can be found on the Internet at [www.LSUsports.net/media](http://www.LSUsports.net/media).

#### Listen To Les Miles' Weekly Press Conference

Members of the media can access the audio portion of Coach Miles' Weekly Press Luncheon each Monday starting at 12:10 p.m. CT at [www.LSUsports.net/live](http://www.LSUsports.net/live) or over the radio in the Baton Rouge area on 104.5 FM.

#### SEC Teleconference

The 14 SEC coaches are featured on a weekly teleconference each Wednesday at 10 a.m. (CT) during the regular season. Coach Miles speaks for 10 minutes starting at 10 a.m. Contact the LSU Sports Information Department to obtain the phone number to access the call.

#### Wednesday Post Practice

Coach Miles meets with the media immediately after practice on Wednesday's during the regular-season in the Team Room of the LSU Operations Center. This interview takes place at approximately 6 p.m. each week.

### LSU Player Interviews

LSU players are available to the media three times during a typical game week - Mondays, Tuesdays and following the game on Saturday. Interview requests for the Monday and Tuesday media opportunities should be made at least 24 hours in advance and emailed to Michael Bonnette ([mbonnet@lsu.edu](mailto:mbonnet@lsu.edu)) and Bill Martin ([wmarti4@lsu.edu](mailto:wmarti4@lsu.edu)). Members of the media are not permitted to contact players on their cell phones under any circumstance.

#### Following the Press Luncheon

LSU players will be made available at 1:15 p.m. (CT) following head coach Les Miles' Press Luncheon each Monday afternoon at the Indoor Football Facility. Requests must be made on (or prior to) the Sunday following the game.

#### Post Practice

LSU players are available after practice on Monday and Tuesday by appointment at the Indoor Football Facility. These interviews are held at approximately p.m. on Monday and 6:15 on Tuesday.

#### LSU Video Newsfeed

LSU will be distributing video interviews and other highlights via FTP during the 2012 season. A link to download the newsfeed each will be emailed to members of the media each Monday afternoon during the season. Email Michael Bonnette at [mbonnet@lsu.edu](mailto:mbonnet@lsu.edu) to be placed on the distribution list.

### WHO TO CONTACT

#### Sports Information Office

(225) 578-8226

Assoc. AD/Sports Information Director

**Michael Bonnette • Assoc. AD/Sports Information Dir.**

E-mail: [mbonnet@lsu.edu](mailto:mbonnet@lsu.edu) • Twitter: @LSUBonnette

**Bill Martin • Associate Sports Information Director**

E-mail: [wmarti4@lsu.edu](mailto:wmarti4@lsu.edu) • Twitter: @LSUBillMartin

**Jake Terry • Associate SID (Social Media)**

E-mail: [jterry9@lsu.edu](mailto:jterry9@lsu.edu) • Twitter: @LSUjake

#### LSU Television

Kevin Wagner - [jwagne2@lsu.edu](mailto:jwagne2@lsu.edu)

#### LSU Radio

Jim Hawthorne - [lsuradio@lsu.edu](mailto:lsuradio@lsu.edu)

#### LSU Sports Information Mailing Address

LSU Box 25095

Baton Rouge, LA 70803

### ON THE INTERNET

#### [www.LSUsports.net/media](http://www.LSUsports.net/media)

The Official Website of LSU Athletics is home to all the football information you need. Schedules, results, rosters, bios, statistics and game notes can be found and are always up to date. The GAMEDAY section, updated daily, has all relevant info for the upcoming game.

#### <http://media.lsusports.net>

Media can access images for all LSU athletic teams, including action shots, heads shots, logos, etc. To gain access to the high-resolution pictures, email Michael Bonnette. You will be assigned a login and password that will enable you to retrieve pictures. This service is for the media use only.

#### [CollegePressBox.com](http://CollegePressBox.com)

[Collegepressbox.com](http://Collegepressbox.com) is the official media website for SEC Football. Access and download weekly game notes, quotes, statistics, media guides, headshots, logos and more for the conference and each of its member schools. Login information will be distributed to accredited media or you can apply for a password by sending an e-mail to [password@collegepressbox.com](mailto:password@collegepressbox.com).



### LSU Football on Twitter & Facebook

[facebook.com/lsufootball](http://facebook.com/lsufootball)

[twitter.com/lsufball](http://twitter.com/lsufball)

[twitter.com/lsucoachmiles](http://twitter.com/lsucoachmiles)

[twitter.com/lsumediaalerts](http://twitter.com/lsumediaalerts)

[LSUsports.net/connect](http://LSUsports.net/connect)



## THE LES MILES FILE

**Born:** Nov. 10, 1953

**Hometown:** Elyria, Ohio

**Wife:** Kathy

**Children:** Kathryn "Smacker", Leslie Matthew, "Manny", Benjamin, and Macy Grace

**College:** Michigan, '76

### Coaching Experience

1980-81	Assistant Coach	Michigan
1982-86	Assistant Coach	Colorado
1987-94	Assistant Coach	Michigan
1995-97	Assistant Coach	Oklahoma State
1998-00	Assistant Coach	Dallas Cowboys
2001-04	Head Coach	Oklahoma State
2005-	Head Coach	LSU

## LES MILES NOTABLES

- 81-19** Overall Record at LSU
- 49-4** Record vs. Unranked Teams
- 48-6** Record in Tiger Stadium
- 43-16** Record in SEC Regular Season Games
- 32-15** Record vs. Top 25 Teams
- 27-9** Record vs. SEC Western Division (Reg. 5)
- 23-6** Record in SEC Home Games
- 20-10** Record in SEC Road Games
- 19** Fourth Quarter/Overtime Comeback Wins For LSU Since 2005
- 13-11** Record vs. Top 10 Teams
- 15** Number of wins over coaches who have won a national title \*
- 5-2** Record in Bowl Games
- 2-1** Record in BCS Bowl Games
- 1** BCS National Championship
- 2** SEC Championships

\* - Came against Philip Fulmer (twice), Urban Meyer (three times), Larry Coker, Steve Spurrier (three times), Nick Saban (three times), Gene Chizik (twice) and Jim Tressel.

# Les Miles

## 2011 NATIONAL COACH OF THE YEAR • EIGHTH SEASON

Now entering his eighth year into his reign as head coach at LSU, Les Miles has guided the Tiger football program to its most successful stretch - both on and off the field - in the history of the sport at the school. With 81 victories, two SEC titles and two appearances in the BCS National Championship Game, LSU's success since the start of the 2005 season is unmatched in college football. In the classroom, LSU ranks second in the SEC to only Vanderbilt in the most recent release of graduation rates as 152 Tigers have earned their degree under Miles' watch.

While LSU came up a game short of claiming its second BCS title under Miles in 2011, it was still a record-setting season for Miles and the Tigers. LSU went 13-0 during the regular season for the first time in school history, beat a school-record eight Top 25 teams, registered 12 of its 13 wins by double-figures and spent 11 straight weeks as the nation's No. 1 ranked team. Throw in five first-team All-Americans, two national award winners, and a Heisman Trophy finalist and the 2011 regular season ranked as the most successful in school history.

Miles' accomplishments haven't come without hard work and a steadfast approach that expects excellence and dedication from his players, coaching staff and all of those who contribute to the success of LSU football. The Miles Method - a system that puts players in position to have success in the classroom, contribute and give back to the community, and compete for championships - is the foundation for which his program is built.

The results in his seven years with the program have been staggering as 157 players have graduated, 120 have earned SEC Academic Honor Roll distinction and countless hours have been spent in the community. Since the 2007

season, LSU has seen 90 of its 109 seniors get their diplomas, including 21 of 25 seniors from the 2007 national championship team, all 19 from the 2008 squad, 20 of 24 from the 2009 team, 13 of 16 from 2010 and 16 of 25 from last year's club. Twelve players during that stretch who haven't completed their requirements for graduation are currently playing in the NFL.

In the community, the Tigers played instrumental roles during the recovery efforts following Hurricanes Katrina and Rita in 2005, which were two of the worst natural disasters to hit Louisiana. A week doesn't go by where members of the football team are visiting hospitals, reading at schools or serving as motivational speakers to area youth groups. It's become the LSU way and it's a spirit that has spread through the team.

On the field, the Tigers have won more games (81) than any other program in the SEC, finished in the nation's top 10 five times and delivered a league-best 42 NFL Draft picks, including 10 first round selections. LSU's also produced 16 first team All-Americans and had players win 11 national awards. In 2007, senior defensive tackle Glenn Dorsey became the most decorated defender in school history, winning four national awards, while Patrick Peterson followed that in 2010 by claiming two national awards - the Thorpe Award as the nation's top defensive back and the Bednarik Award as the nation's top defender.

Under Miles, the Tigers have posted at least 11 victories in a season five times and finished ranked among the top five in the nation three straight years (2005, '06, and '07), a first at LSU.

## BY THE NUMBERS: LES MILES AT LSU

	2005	2006	2007	2008	2009	2010	2011	2012	TOTALS
vs. Unranked teams	6-0	8-0	5-1	6-2	8-1	6-0	5-0	5-0	49-4
vs. Top 25 teams	5-2	3-2	7-1	2-3	1-3	5-2	8-1	1-1	32-15
vs. Top 10 teams	2-1	2-2	3-0	1-2	0-3	1-1	3-1	1-1	13-11
SEC Regular Season	7-1	6-2	6-2	3-5	5-3	6-2	8-0	2-1	43-16
vs. SEC Western Division	5-0	4-1	4-1	2-3	3-2	3-2	5-0	1-0	27-9
vs. SEC Eastern Division	2-1	2-1	2-1	1-2	2-1	3-0	3-0	1-1	16-7
SEC home games	3-1	4-0	3-1	1-3	3-1	4-0	4-0	1-0	23-6
SEC road games	4-0	2-2	3-1	2-2	2-2	2-2	4-0	1-1	20-10
All home games	5-1	8-0	6-1	5-3	6-1	7-0	6-0	5-0	48-6
All road games	5-0	2-2	4-1	2-2	3-2	2-2	5-0	1-1	24-10
Neutral Site games	1-1	1-0	2-0	1-0	0-1	2-0	2-1	0-0	9-3
Bowl games	1-0	1-0	1-0	1-0	0-1	1-0	0-1	0-0	5-2

## THE LES MILES RECORD

YEAR	SCHOOL	OVERALL RECORD	CONF. RECORD	NOTES
2001	Oklahoma State	4-7	2-6	
2002	Oklahoma State	8-5	5-3	Houston Bowl Champions
2003	Oklahoma State	9-4	5-3	
2004	Oklahoma State	7-5	4-4	
2005	LSU	11-2	7-1	No. 5, SEC West Champions
2006	LSU	11-2	6-2	No. 3, Sugar Bowl Champions
2007	LSU *	12-2	6-2	National Champions, SEC Champs
2008	LSU	8-5	3-5	Chick-fil-A Bowl Champions
2009	LSU	9-4	5-3	No. 17, Capital One Bowl
2010	LSU	11-2	6-2	No. 8, Cotton Bowl Champions
2011	LSU	13-1	8-0	No. 2, SEC Champions, BCS
2012	LSU	6-1	2-1	
<b>TOTALS (12th year)</b>		<b>109-40</b>	<b>59-32</b>	
<b>LSU Record (eighth year)</b>		<b>81-19</b>	<b>43-16</b>	
Oklahoma State Record (four years)		28-21	16-16	

## TRACKING THE TIGERS

WEEK	AP	COACHES	HARRIS	BCS
Preseason	3	1	--	--
Week 2: 9/4	3	3	--	--
Week 3: 9/10	3	2	--	--
Week 4: 9/16	2	2	--	--
Week 5: 9/23	3	3	--	--
Week 6: 9/30	4	3	--	--
Week 7: 10/7	9	8	8	--
Week 8: 10/14	6	6	6	6

## ASSOCIATED PRESS POLL (OCT. 14)

RK.	TEAM	REC.	POINTS
1.	Alabama (60)	6-0	1500
2.	Oregon	6-0	1436
3.	Florida	6-0	1361
4.	Kansas State	6-0	1296
5.	Notre Dame	6-0	1283
6.	<b>LSU</b>	<b>6-1</b>	<b>1153</b>
7.	Ohio State	7-0	1071
8.	Oregon State	5-0	1050
9.	South Carolina	6-1	1042
10.	Oklahoma	4-1	994
11.	USC	5-1	874
12.	Florida State	6-1	836
13.	Georgia	5-1	753
14.	Clemson	5-1	673
15.	Mississippi State	6-0	591
16.	Louisville	6-0	574
17.	West Virginia	5-1	552
18.	Texas Tech	5-1	444
19.	Rutgers	6-0	405
20.	Texas A&M	5-1	379
21.	Cincinnati	5-0	294
22.	Stanford	4-2	242
23.	Michigan	4-2	177
24.	Boise State	5-1	133
25.	Ohio	7-0	104

## USA TODAY COACHES POLL (OCT. 14)

RK.	TEAM	REC.	POINTS
1.	Alabama (59)	6-0	1475
2.	Oregon	6-0	1414
3.	Kansas State	6-0	1307
4.	Florida	6-0	1297
5.	Notre Dame	6-0	1251
6.	<b>LSU</b>	<b>6-1</b>	<b>1179</b>
7.	Oklahoma	4-1	1021
8.	South Carolina	6-1	1012
9.	USC	5-1	995
10.	Florida State	6-1	919
11.	Oregon State	5-0	839
12.	Georgia	5-1	806
13.	Clemson	5-1	741
14.	Louisville	6-0	695
15.	West Virginia	5-1	677
16.	Mississippi State	6-0	671
17.	Rutgers	6-0	495
18.	Cincinnati	5-0	456
19.	Texas A&M	5-1	397
20.	Texas Tech	5-1	274
21.	TCU	5-1	272
22.	Boise State	5-1	271
23.	Stanford	4-2	215
24.	Arizona State	5-1	133
25.	Michigan	4-2	96

## GAME CENTER: LSU VS. TEXAS A&M

**Date/Time:** Saturday, Oct. 20 at 11 a.m. CT

**Location:** College Station, Texas – Kyle Field (82,589)

**Television:** ESPN (HD ch. 1035 or cable ch. 35 in Baton Rouge)

CST (delay on Sunday/Wednesday night) – cable ch. 37 or HD ch. 1037 in Baton Rouge

**Radio:** LSU Sports Radio Network - 98.1 FM in Baton Rouge

Sirius Satellite Radio - ch. 91; XM Satellite Radio - ch. 91

**Series Record:** LSU leads 27-20-3

**Series Notes:**

LSU and Texas A&M meet for the 51st time with the Tigers holding a 27-20-3 advantage in the series ... The teams last met in the 2011 Cotton Bowl on Jan. 7 with the Tigers winning, 41-24, in Cowboys Stadium in Arlington, Texas ... It's the first regular season meeting for the teams since 1995 when the Aggies beat the Tigers, 33-17, in the first game of the DiNardo era at LSU ... The teams played 10 straight years from 1986-95 before the series was discontinued ... Teams also played for 16 straight years from 1960-75 ... The teams have met at least once in every decade since 1899 with the exception of the 1930s and 2000-09 ... LSU's 2011 Cotton Bowl win snapped a 5-game losing streak to the Aggies ... Prior to that victory, LSU's last win over A&M came in 1990 in Tiger Stadium by a 17-8 count ... The Cotton Bowl contest will mark the seventh straight time and the 11th time in the last 12 meetings between the teams that Texas A&M goes into a game against LSU ranked in the top 25 ... Of the 50 games played in the series, only nine have been contested in College Station ... LSU is 1-7-1 in games played at College Station with the only win coming in 1987 by a 17-3 margin ... The teams have played in Baton Rouge 33 times and at neutral sites seven times ... LSU coach **Les Miles** is 3-2 vs. Texas A&M with four of those games coming as head coach at Oklahoma State ... Miles is 1-0 vs. A&M as LSU's head coach.

## LAST TIME OUT: #9/8 LSU 23, #3 SOUTH CAROLINA 21 • BATON ROUGE

In another classic battle between two SEC heavyweights, LSU's defense and a little known running back named **Jeremy Hill** made the difference as the ninth-ranked Tigers knocked off third-ranked South Carolina, 23-21. Hill, a true freshman from Baton Rouge, made the most of his opportunity, rushing for a career-best 124 yards and the 2 TDs. Hill's 50-yard scamper in the fourth quarter proved to be the difference, giving the Tigers a 23-14 advantage with just over five minutes left in the contest. LSU's defense was once again dynamite; limiting South Carolina's powerful rushing attack to just 34 net yards. USC's leading rusher Marcus Lattimore was held to a season-low 34 yards on 13 attempts. LSU struck first taking its first possession, marching 69 yards on 16 plays capped with a 23-yard field goal by **Drew Alleman** for a 3-0 advantage. South Carolina's lone TD of the first half was setup on a 70-yard interception return to the LSU 2-yard line. The Gamecocks needed just one play to take a 7-3 advantage early in the second quarter. That score stood until early in the third quarter when LSU's Hill rambled 7 yards for a TD, giving the Tigers a 10-3 advantage. South Carolina regained the lead, 14-10, on a 2-yard run by Lattimore at the 5:11 mark in the third quarter. A pair of Alleman field goals on back-to-back LSU possessions gave the Tigers a 16-14 lead with 6:37 to play. After the LSU defense forced South Carolina to punt for the seventh time, the Tigers got the ball at midfield with 5:03 setting up Hill's 50-yard TD run. South Carolina managed to pull to within 23-21 with a TD on its ensuing possession, however the onside kick went out of bounds and LSU was able to run down the clock to just 35 seconds before punting to the Gamecocks. South Carolina's last-second attempt at a Hail Mary pass was intercepted by **Craig Loston**. For the game, LSU piled up 406 total yards, including 258 on the ground. Mettenberger connected on 12-of-25 passes for 148 yards with **Jarvis Landry** leading the way with 4 catches for 55 yards.

## NOTEBOOK

### More Interesting Notes on the LSU-Texas A&M Series

- Dana Bible coached the Tigers for the final three games in 1916, going 1-0-2 before taking over as the head coach at Texas A&M in 1917. In Bible's first meeting with the Tigers in 1917, he led the Aggies to a 27-0 win over LSU.
- When LSU played Texas A&M in the 1944 Orange Bowl, the team went to Miami by train and automobiles. The team returned to Baton Rouge in 18 used cars and most of them ran out of fuel stamps before making it back to campus.
- Former Tiger Jerry Stovall made his collegiate debut against Texas A&M, a 9-0 win in 1960. Stovall rushed for 22 yards, punted 11 times for a 40.9 average, returned a punt six yards and a kickoff 16 yards and made a huge stop on what appeared to be an Aggie touchdown on a punt return. LSU coach Paul Dietzel said of Stovall, "his debut was as impressive as any I've ever seen by a sophomore."
- Current LSU football radio analyst Doug Moreau kicked the game-winning 34-yard field goal in a 9-6 win over Texas A&M to open the 1964 season. Moreau also caught six passes for 101 yards as LSU debut its new offense – a flanker-type attack – against the Aggies.
- LSU snapped Texas A&M's 7-game winning streak, the longest in the nation at the time, with a 13-12 victory to open the 1968 season. With a 5-8, 160-pound quarterback named Fred Haynes starting for the first time of his career, the Tigers upset the 13th-ranked Aggies in Tiger Stadium.
- Texas A&M scored the go-ahead TD with 19 seconds left to beat the Tigers, 20-18, to open the 1970 season. It was the first time that LSU started 0-1 under Charles McClendon. LSU re-grouped and went on to post a 9-3 overall mark and claim the SEC title with a 5-0 league record.
- The Tommy Hodson era at LSU opened with a 35-17 win over Texas A&M in Tiger Stadium in what was the first meeting between the teams since 1975. Hodson was named SEC Offensive Player of the Week after throwing for 193 yards and a score in the LSU upset of the No. 7-ranked Aggies.
- 34-year old Mike Archer's head coaching debut came in 1987 against Texas A&M as the Tigers posted a 17-3 win over the 15th-ranked Aggies in College Station. LSU went on to go 10-1-1 and finish the year ranked No. 5 in the nation.
- In a 1988 LSU win over Texas A&M a bank of lights went out in Tiger Stadium during a goal line stand by the Tigers. The

## LSU's A&M Ties

LSU tight end coach Steve Ensminger served as the offensive coordinator and quarterbacks coach at Texas A&M from 1994-96 ... The Aggies were 25-9-1 during Ensminger's three years in College Station, which included a 10-0-1 mark in 1994 and a 9-3 record in 1995 ... LSU QB coach **Steve Kragthorpe** coached at Texas A&M for four years from 1997-2000, helping the Aggies to the Big 12 title in 1998.

## LSU Continues Tough October Stretch Against Texas A&M

LSU will continue its tough October stretch on Saturday against 20th-ranked Texas A&M in College Station. The Aggie represent the third straight Top 25 team that LSU has faced during the month of October. The combined record of LSU's three October opponents is 17-2 (Florida 6-0, South Carolina 6-1, Texas A&M 5-1).

## More On LSU Heading Into The Texas A&M Game

- LSU coach **Les Miles** coached his 100th game with the Tigers last week vs. South Carolina. Miles is 81-19 in his first 100 games at LSU making him the third-winningest coach in school history.
- LSU and Texas A&M meet as Top 25 opponents during the regular season for the first time since 1988 when N. 18 LSU beat No. 10 Texas A&M, 27-0, in Tiger Stadium.
- LSU is 30-2 under **Les Miles** when having a running back rush for 100 or more yards
- LSU has played a nation's best 15 true freshmen this year with 4 of those getting at least 1 start (RT **Vadal Alexander**, LB **Kwon Alexander**, LB **Lamar Louis**, CB **Jalen Mills**)
- LSU has played 97 of its 100 games under **Les Miles** ranked in the Top 25. LSU is 80-18 as Top 25 team under Miles.
- With the win over South Carolina and Steve Spurrier last week, **Les Miles** now has 15 wins over coaches who have won a national title.
- LSU hasn't lost back-to-back road games since falling to Alabama, 24-15, and Ole Miss, 25-23, in 2009.

## Early Start A Rarity For The Tigers

Saturday's 11 a.m. kickoff will mark a rare start time for LSU as the Tigers are accustomed to playing night games. LSU has played just five morning games (kickoff before Noon local time) under **Les Miles** and they are 5-0 in those games. LSU's most recent morning kickoff came last year in Tiger Stadium when the Tigers beat Kentucky, 35-7, in a game that started at 11:21 a.m. on the SEC Network. LSU is 15-9 overall in morning kickoffs, which includes a 13-7 mark in SEC games. The following is a look at LSU's morning starts dating back to the 1970s:

Date	Opponent	Site	Kickoff Time	Network
Oct. 1, 2011	def. Kentucky, 35-7	Baton Rouge	11:21 a.m.	SEC Network
Sept. 26, 2009	def. Mississippi State, 30-26	Starkville	11:21 a.m.	SEC Network
Aug. 30, 2008	def. Appalachian State, 41-13	Baton Rouge	10 a.m.	ESPN Classic
Sept. 29, 2007	def. Tulane, 34-9	New Orleans	11 a.m.	ESPN2
Sept. 30, 2006	def. Mississippi State, 48-17	Baton Rouge	11:21 a.m.	Lincoln Financial
Sept. 25, 2004	def. Mississippi State, 51-0	Baton Rouge	11:21 a.m.	JP Sports
Jan. 1, 2003	lost Texas (Cotton Bowl), 35-20	Dallas	10 a.m.	FOX
Oct. 26, 2002	lost Auburn, 31-7	Auburn	11:30 a.m.	JP Sports
Sept. 28, 2002	def. Mississippi State, 31-13	Baton Rouge	11:30 a.m.	JP Sports
Nov. 6, 1999	lost Alabama, 23-17	Tuscaloosa	11:30 a.m.	JP Sports
Nov. 16, 1996	lost Ole Miss, 39-7	Oxford	11:30 a.m.	JP Sports
Oct. 26, 1996	def. Kentucky, 41-14	Baton Rouge	11:30 a.m.	JP Sports
Oct. 7, 1995	lost Florida, 28-10	Baton Rouge	11:30 a.m.	JP Sports
Sept. 9, 1995	def. Mississippi State, 34-16	Starkville	11:30 a.m.	JP Sports
Sept. 17, 1994	lost Auburn, 30-26	Auburn	11:30 a.m.	JP Sports
Nov. 6, 1993	def. Alabama, 17-13	Tuscaloosa	11:30 a.m.	JP Sports
Sept. 19, 1992	lost Auburn, 30-28	Auburn	11:30 a.m.	JP Sports
Sept. 22, 1990	lost Vanderbilt, 24-21	Nashville	11:30 a.m.	TBS
Nov. 12, 1988	def. Mississippi State, 20-3	Starkville	11:30 a.m.	TBS
Oct. 29, 1988	def. Ole Miss, 31-20	Baton Rouge	11:30 a.m.	TBS
Oct. 17, 1987	def. Kentucky, 34-9	Baton Rouge	11:30 a.m.	TBS
Nov. 2, 1985	def. Ole Miss, 14-0	Jackson	11:30 a.m.	TBS
Nov. 5, 1983	lost Alabama, 32-26	Baton Rouge	11:30 a.m.	ABC
Dec. 31, 1977	lost Stanford (Sun Bowl), 24-14	El Paso, Texas	11:30 a.m.	CBS

## LSU Bowl Eligible for Record 13th Straight Season

By picking up its sixth win of the season against South Carolina last week, LSU is now bowl eligible for a school-record 13th straight year. LSU has played in a bowl game every season dating back to 2000. The 13-year bowl streak ties with Oklahoma as the nation's sixth-longest streak. Florida State leads the way with 30 consecutive bowl appearances, followed by Florida (22), Virginia Tech (19), and Georgia Tech and Georgia (15).

## HARRIS INTERACTIVE POLL (OCT. 14)

RK.	TEAM	REC.	POINTS
1.	Alabama (110)	6-0	2,870
2.	Oregon (5)	6-0	2,758
3.	Florida	6-0	2,554
4.	Kansas State	6-0	2,538
5.	Notre Dame	6-0	2,427
6.	<b>LSU</b>	<b>6-1</b>	<b>2,263</b>
7.	South Carolina	6-1	1,992
8.	Florida State	6-1	1,898
9.	Oklahoma	4-1	1,860
10.	Oregon State	5-0	1,850
11.	USC	5-1	1,820
12.	Georgia	5-1	1,574
13.	Clemson	5-1	1,437
14.	Mississippi State	6-0	1,348
15.	West Virginia	5-1	1,291
16.	Louisville	6-0	1,228
17.	Rutgers	6-0	947
18.	Cincinnati	5-0	793
19.	Texas A&M	5-1	674
20.	Stanford	4-2	634
21.	Texas Tech	5-1	534
22.	TCU	5-1	514
23.	Boise State	5-1	488
24.	Arizona State	5-1	225
25.	Texas	4-2	188

## BCS STANDINGS (OCT. 14)

RK.	TEAM	REC.	AVG.
1.	Alabama	6-0	0.9761
2.	Florida	6-0	0.9092
3.	Oregon	6-0	0.8993
4.	Kansas State	6-0	0.8963
5.	Notre Dame	6-0	0.8774
6.	<b>LSU</b>	<b>6-1</b>	<b>0.7522</b>
7.	South Carolina	6-1	0.693
8.	Oregon State	5-0	0.6808
9.	Oklahoma	4-1	0.6664
10.	USC	5-1	0.5959
11.	Georgia	5-1	0.498
12.	Mississippi State	6-0	0.4846
13.	West Virginia	5-1	0.4793
14.	Florida State	6-1	0.4277
15.	Rutgers	6-0	0.4083
16.	Louisville	6-0	0.4061
17.	Texas Tech	5-1	0.3572
18.	Texas A&M	5-1	0.3379
19.	Clemson	5-1	0.3341
20.	Stanford	4-2	0.2654
21.	Cincinnati	5-0	0.2483
22.	Boise State	5-1	0.1978
23.	TCU	5-1	0.1377
24.	Iowa State	4-2	0.1139
25.	Texas	4-2	0.064



## TIGER TRENDS

	2012	Miles
August	0-0	3-0
September	5-0	29-2
October	1-1	21-7
November	0-0	22-7
December-January	0-0	7-3

### LSU's Conference Record...

at home	1-0	23-6
on the road	1-1	20-10
neutral	0-0	0-0

### LSU's Non-Conference Record...

at home	4-0	25-0
on the road	0-0	4-0
neutral	0-0	7-1

### LSU vs. Ranked Opponents...

at home	1-0	12-4
on the road	0-1	11-8
neutral	0-0	9-3

### LSU's Record in Games...

decided by 7 pts or less	2-0	25-8
decided by 3 pts or less	2-0	10-5
Away during the day	0-1	12-8
Away at night	1-0	13-1
Home during the day	0-0	12-5
Home at night	5-0	36-2

### LSU's Record When Scoring...

less than 20 points	1-1	6-10
20+ points	4-0	65-9
25+ points	4-0	63-5

### LSU's Record When Allowing...

14 or fewer points	4-1	49-3
24 or fewer points	6-1	65-8
25+ points	0-0	10-10

### LSU's Record When...

Leading after the 1st qtr	6-1	57-5
Trailing after the 1st qtr	0-0	10-11
Leading at halftime	4-1	63-7
Trailing at halftime	2-0	17-10
Leading after the 3rd qtr	5-0	66-5
Trailing after the 3rd qtr	1-1	12-13
Tied going into the 4th qtr	0-0	5-3

### LSU's Record With...

less than 300 yards	0-1	10-12
400+ yards total offense	4-0	35-3
500+ yards total offense	1-0	67-0
600+ yards total offense	0-0	0-0
less than 100 yards rush	0-1	4-12
100+ yards rushing	5-0	67-6
150+ yards rushing	5-0	56-4
200+ yards rushing	4-0	30-3
250+ yards rushing	3-0	15-1
less than 200 yards pass	4-1	38-12
300+ yards passing	0-0	7-1
350+ yards passing	0-0	2-0
400+ yards passing	0-0	0-0
450+ yards passing	0-0	0-0

### LSU's Record When Allowing...

less than 200 total yards	2-0	21-1
less than 300 total yards	6-1	55-5
less than 400 total yards	6-1	63-11
400+ yards total offense	0-0	7-8
less than 100 yards rush	5-0	48-3
100+ yards rush	0-1	29-17
less than 200 yards pass	6-1	58-7
less than 250 yards pass	6-1	65-12
less than 300 yards pass	6-1	67-14
300+ yards pass	0-0	5-2

## LSU Opens at No. 6 in BCS Standings

LSU opened at No. 6 in the first Bowl Championship Series Standings of the 2012 season on Sunday. The Tigers have a BCS average of .7522, which puts LSU behind Alabama (.9761 average), No. 2 Florida (.9092), No. 3 Oregon (.8993), No. 4 Kansas State (.8963) and No. 5 Notre Dame (.8774). LSU has been ranked in the BCS Top 20 for 24 straight periods. Last year, LSU was ranked No. 1 for all eight BCS polls. LSU ranks No. 6 nationally in all-time BCS appearances with 74 (out of 110 BCS standings). Under **Les Miles**, LSU has been ranked in the BCS Standings 53 out of a possible 56 polls dating back to the 2005 season. The following is a look at the all-time leaders in appearances in the BCS Standings:

Team	Appearances
1. Texas	94
2. Virginia Tech	86
Florida	86
Oklahoma	86
5. Ohio State	76
<b>6. LSU</b>	<b>74</b>

## LSU Runs Top 25 Streak To 56 Straight

LSU ran its streak of consecutive weeks in the AP Top 25 to 56 straight following the win over South Carolina. LSU is ranked No. 6 in both the AP and USA Today Coaches polls this week. The 56 straight weeks trails only Alabama, who has been ranked for 72 straight weeks. LSU has been ranked in both the Coaches and AP polls every week since the start of the 2009 season. Since **Les Miles** took over at LSU, the Tigers have been represented in the AP and USA Today Coaches' Poll 114 of the 118 weeks. The exception came during the final four polls of the 2008 season. In addition, since the start of the 2002 season, LSU has played 133 of 137 games ranked in the top 25, including 98 of 100 games under Miles. LSU has a 80-18 record in games played as a Top 25 team under Miles. The only two games that LSU didn't play as a Top 25 team during the Miles era came in 2008 vs. Arkansas and Georgia Tech in the Chick-fil-A Bowl. LSU was ranked in the preseason Top 25 for the 12th straight year heading into 2012. The following is a look at the longest current streaks for teams in the AP Top 25:

Team	Consecutive Weeks in AP Poll
1. Alabama	72
<b>2. LSU</b>	<b>56</b>

## Noting the LSU Rushing Defense

- LSU held South Carolina to its lowest net rushing total since Sept. 13, 2008 when Georgia held them to 18 yards.
- Five out of the seven games this season LSU has held opponents to under 100 yards rushing
- In 47 career games under defensive coordinator **John Chavis**, LSU has held opponents to under 100 yards rushing 21 times.
- The 34 rushing yards by South Carolina were the fewest allowed by LSU against an SEC team in the **John Chavis** era. It represented the fewest rushing yards by an SEC team against LSU since Alabama had 20 yards rushing on Nov. 3, 2007.
- LSU held South Carolina to a season-low 211 total yards of offense, and the Tigers limited RB Marcus Lattimore to the third-lowest rushing output of his career with 35 yards on 13 carries. He was held to 33 yards on 14 carries at Auburn and 30 yards on 11 carries against Arkansas during his freshman season in 2010.

Here is a look at how LSU opponents have fared against the Tigers on the ground:

Opponent	Avg. Yds Rushing	Entering Game	Actual Total	Held Below
North Texas	--		76	--
Washington	106.0		26	-80.0
Idaho	106.0		39	-67.0
at Auburn	175.3		86	-89.3
Towson	196.3		188	-8.3
at Florida	224.5		176	-48.5
South Carolina	181.5		34	-147.5

## LSU Defense Starts Fast As Tigers Have Allowed Just 10 Points, 206 Total Yards In First Quarter This Year

In 7 games in 2012, LSU has allowed just 10 points, 206 total yards (96 rushing, 110 passing) and 15 first downs. Washington (field goal) and Auburn (touchdown) are the only teams to score on LSU during the opening quarter this season and both came courtesy of turnovers. Washington's field goal came after recovering an LSU fumble on the opening kickoff of the game at the LSU 20-yard line. Auburn scored the only TD against LSU in the first quarter this year after recovering a **Zach Mettenberger** fumble at the 26-yard line. The following is a look at what LSU has done in the first quarter of its seven games this season:

Game	Points Allowed	Total Yards (Rushing/Passing)	Plays	First Downs
North Texas	0	22 (2/20)	15	0
Washington	3	18 (-3/21)	17	1
Idaho	0	44 (14/30)	15	2
Auburn	7	26 (25/1)	10	1
Towson	0	54 (36/18)	18	4
Florida	0	19 (6/13)	12	2
South Carolina	0	23 (16/7)	10	2
<b>TOTALS</b>	<b>10</b>	<b>206 (96/110)</b>	<b>97</b>	<b>15</b>

## LSU Records 19th Fourth Quarter Comeback Under Les Miles vs. South Carolina

For the 19th time under **Les Miles**, LSU won a football game despite trailing in the fourth quarter as the Tigers rallied from a 14-10 deficit to beat South Carolina, 23-21, last week in Tiger Stadium. The following is a look at LSU's fourth quarter comebacks under Miles, how many points the Tigers had to overcome in the final frame to win and the quarterback who engineered the comeback:

Year	Opponent	Situation	Results	QB
2005	at Arizona St.	scored TD with 1:13 left (LSU trailed 17-7 entering 4Q; LSU scored 28 4Q points)	W, 35-31	Russell
2005	Florida	scored TD with 12:35 left (LSU trailed 17-14 in 4Q)	W, 21-14	Russell
2005	Auburn	kicked FG with 1:40 left to force OT (LSU trailed 17-14 with less than 5 minutes to play)	W, 20-17	Russell
2006	at Tennessee	scored TD with 9 seconds left (LSU trailed 24-21 with less than 8 minutes left in 4Q)	W, 28-21	Russell
2006	Ole Miss	scored TD with 14 sec. left to force OT (LSU trailed 20-7 with less than 9 minutes left in 4Q)	W, 23-20 ot	Russell
2007	Florida	scored TD with 1:06 left (LSU trailed 24-14 to start 4Q)	W, 28-24	Flynn
2007	Auburn	scored TD with :01 left (LSU trailed 24-23 with 3:12 left in the 4Q)	W, 30-24	Flynn
2007	Alabama	scored TD with 1:26 left (LSU trailed 34-27 with 4:53 left in 4Q)	W, 41-34	Flynn
2007	Tennessee	scored TD with 9:54 left (LSU trailed 14-13 with less than 10 minutes left in 4Q)	W, 21-14	Perrilloux
2008	at Auburn	scored TD with 1:03 left (LSU trailed 21-20 with 4:00 left in 4Q)	W, 26-21	Lee
2008	Troy	scored go-ahead TD with 4:50 left (LSU trailed 31-10 to start 4Q)	W, 40-31	Lee
2009	at Georgia	scored go ahead TD with 0:46 left (LSU trailed 13-12 with 1:09 left)	W, 20-13	Jefferson
2009	Arkansas	kicked FG w/ 4 sec. left to force OT (LSU trailed 30-27 with 1:18 left)	W, 33-30	Jefferson
2010	Tennessee	scored TD with 0:00 left in 4Q (LSU trailed from 11:34 left in game to final play)	W, 16-14	Lee/Jefferson
2010	at Florida	scored TD with 0:06 left in 4Q (LSU trailed 29-26 with 3:21 left in game)	W, 33-29	Lee
2010	Alabama	scored go ahead TD w/ 8:13 left in 4Q	W, 24-21	Jefferson
2010	Ole Miss	(LSU trailed 36-35 with 4:57 left in game)	W, 43-36	Jefferson
2011	at Alabama	trailed 6-3 to start 4Q	W, 9-6 OT	Jefferson
2012	South Carolina	kicked FG with 6:37 left to take lead (LSU trailed 14-10 entering 4Q)	W, 23-21	Mettenberger

## Jeremy Hill Named SEC Co-Freshman of the Week

True freshman **Jeremy Hill** set career highs in carries (17) and rushing yards (124) and tied his career-best with two rushing TDs, including a 50-yard run in the fourth quarter. He became the third different LSU running back to eclipse the 100-yard rushing mark in a game this season, joining **Alfred Blue** and **Kenny Hilliard**. For his efforts, Hill was named the SEC Co-Freshman of the Week. Hill's 124 rushing yards were the most by an LSU true freshman in a game since Justin Vincent (now on LSU's staff) racked up 201 yards against Georgia in the 2003 SEC Championship Game on Dec. 6, 2003. As a team, LSU has four players on the roster that have accounted for 11 100-yard rushing games during their careers.

## Miles vs. The SEC

LSU coach **Les Miles** is 44-19 against SEC teams (all games) since taking over for the Tigers in 2005. The 44 wins include two victories in the SEC Championship Game, while the two of the 18 losses include a defeat to Georgia in the SEC title game and the loss to Alabama in the BCS National Championship. In games that count towards the SEC standings, Miles is 42-17.

## LSU In Road Games Under Miles

LSU is 24-10 in road games under **Les Miles**, which includes a 20-10 mark in SEC road games. LSU was a perfect 5-0 in road games a year ago as the Tigers won all four of their SEC games away from home as well as a victory over West Virginia. The 24-10 mark does not include neutral site games.

## 100-YARD RUSHING GAMES (11)

### #4 Alfred Blue • RB

123 vs. North Texas (Sept. 1, 2012)  
119 vs. Western Kentucky (Nov. 12, 2011)  
101 vs. Washington (Sept. 8, 2012)

### #33 Jeremy Hill • RB

124 vs. South Carolina (Oct. 13, 2012)

### #27 Kenny Hilliard • RB

141 vs. North Texas (Sept. 1, 2012)  
116 vs. Idaho (Sept. 15, 2012)  
102 vs. Arkansas (Nov. 25, 2011)

### #11 Spencer Ware • RB

109 vs. Florida (Oct. 8, 2011)  
107 vs. Mississippi State (Sept. 15, 2011)  
102 vs. Texas A&M (Cotton Bowl; Jan. 7, 2011)

## 100-YARD RECEIVING GAMES

### #3 Odell Beckham, Jr. • WR

128 vs. Towson (Sept. 29, 2012)

## HOME WINNING STREAK (22)

LSU owns the nation's longest home winning streak, which stands at an LSU school record of 22 games. The last time the Tigers lost a game in Tiger Stadium was Oct. 10, 2009 against No. 1 Florida.

#	Opponent	Score	Location	Date
1.	Auburn	31-10	Baton Rouge	10/24/09
2.	Tulane	42-0	Baton Rouge	10/31/09
3.	Louisiana Tech	24-16	Baton Rouge	11/14/09
4.	Arkansas	33-30 OT	Baton Rouge	11/28/09
5.	Mississippi State	29-7	Baton Rouge	9/18/10
6.	#22 West Virginia	20-14	Baton Rouge	9/25/10
7.	Tennessee	16-14	Baton Rouge	10/2/10
8.	McNeese State	32-10	Baton Rouge	10/16/10
9.	#5 Alabama	24-21	Baton Rouge	11/6/10
10.	UL-Monroe	51-0	Baton Rouge	11/13/10
11.	Ole Miss	43-36	Baton Rouge	11/20/10
12.	Northwestern St.	49-3	Baton Rouge	9/10/11
13.	Kentucky	35-7	Baton Rouge	10/1/11
14.	#17 Florida	41-11	Baton Rouge	10/8/11
15.	#19 Auburn	45-10	Baton Rouge	10/22/11
16.	Western Kentucky	42-9	Baton Rouge	11/12/11
17.	#3 Arkansas	41-17	Baton Rouge	11/25/11
18.	North Texas	41-14	Baton Rouge	9/1/12
19.	Washington	41-3	Baton Rouge	9/8/12
20.	Idaho	63-14	Baton Rouge	9/15/12
21.	Towson	38-22	Baton Rouge	9/29/12
22.	#3 South Carolina	23-21	Baton Rouge	10/13/12

## The Streak: By The Numbers

### 804-289

outscored opponents

### 6

wins over ranked teams

### 11

wins over SEC teams

### 13

wins over major BCS conference opponents

### 10

times the opponent has been held to 10 points or less



## TIGERS IN THE NFL (WEEK 6)

Name	Pos.	Team
Joe Barksdale	OT	St. Louis Rams
Dwayne Bowe	WR	Kansas City Chiefs
Michael Brockers	DT	St. Louis Rams
Ron Brooks**	CB	Buffalo Bills
Morris Claiborne	CB	Dallas Cowboys
Ryan Clark	S	Pittsburgh Steelers
Jacob Cutrera	LB	Tampa Bay Buccaneers
Travis Daniels	DB	Kansas City Chiefs
Glenn Dorsey	DT	Kansas City Chiefs
Early Doucet	WR	Arizona Cardinals
Matt Flynn	QB	Seattle Seahawks
Devery Henderson	WR	New Orleans Saints
Trindon Holliday*	RS	Denver Broncos
Bradie James	LB	Houston Texans
Tyson Jackson	DE	Kansas City Chiefs
Ricky Jean Francois	DT	San Francisco 49ers
Quinn Johnson	FB	Tennessee Titans
Donnie Jones	P	Houston Texans
Brandon LaFell	WR	Carolina Panthers
LaRon Landry	S	New York Jets
Nate Livings	OG	Dallas Cowboys
Todd McClure	C	Atlanta Falcons
Danny McCray	DB	Dallas Cowboys
Drake Nevis	DT	Indianapolis Colts
Stephen Peterman	G	Detroit Lions
Deangelo Peterson*	TE	Washington Redskins
Patrick Peterson	CB	Arizona Cardinals
Rueben Randle	WR	New York Giants
Stevan Ridley	RB	New England Patriots
Perry Riley	LB	Washington Redskins
Kelvin Sheppard	LB	Buffalo Bills
Marcus Spears	DE	Dallas Cowboys
Craig Steltz	S	Chicago Bears
Brandon Taylor	S	San Diego Chargers
Corey Webster	CB	New York Giants
Andrew Whitworth	OT	Cincinnati Bengals
Keiland Williams	RB	Detroit Lions
Kyle Williams	DT	Buffalo Bills
Al Woods	DT	Pittsburgh Steelers

\* - practice squad

\*\* - injured reserve

**BOLD** indicates players who played for Les Miles

### Number of SEC Players on Active Opening Day Rosters

1. LSU - 38
2. Tennessee - 36
3. Georgia - 35
4. Florida - 32
5. Auburn - 28
6. Alabama - 23
7. South Carolina - 22
8. Ole Miss - 21

### Sam Montgomery Earns SEC Defensive Lineman of the Week Again

For the second time this season, LSU All-American defensive end **Sam Montgomery** was the recipient of SEC Defensive Lineman of the Week honors. Montgomery had three tackles including two sacks and a forced fumble in LSU's 23-21 win over No. 3 South Carolina. He had a sack for an 11-yard loss on a third-down attempt for South Carolina late in the fourth quarter to help preserve the LSU victory. For the season, Montgomery leads the Tigers with 8.5 tackles for loss and four sacks. Montgomery is now tied for 10th in LSU career sacks with 28.

#### 2012 LSU Players of the Week Honors

Opponent	Player	Award
North Texas	RB Kenny Hilliard	Louisiana Offensive Player of the Week (LSWA)
Washington	CB Jalen Mills	SEC Freshman of the Week
	DE Sam Montgomery	SEC Defensive Lineman of the Week
Idaho	S Ronald Martin	Louisiana Defensive Player of the Week (LSWA)
Auburn	DE Sam Montgomery	SEC Defensive Player of the Week
Florida	LB Kevin Minter	SEC Defensive Player of the Week
South Carolina	DE Sam Montgomery	SEC Defensive Lineman of the Week
	RB Jeremy Hill	SEC Co-Freshman of the Week

### LSU Has Used 5 Different Starting Combinations On Offensive Line

LSU used its fifth different starting combination on the offensive line against South Carolina as redshirt freshman **Trai Turner** was inserted into the right guard spot in place of the injured **Josh Williford**. The start was the first of Turner's career and marks the fourth offensive lineman to get his first career start in 2012. Other first-time starters on the offensive line for the Tigers in 2012 include: sophomore **La'el Collins** (started all 7 games at LG), sophomore **Elliott Porter** (started 1 game at C), true freshman **Vadal Alexander** (started 3 games at RT) and redshirt freshman **Trai Turner** (started 1 game at RG). More on the LSU offensive line:

- LSU has already used 8 different starters on the offensive line, that's 1 more than the Tigers used in 14 games in 2011.
- From 2002-11 (a span of 133 games), LSU used only 5 different players at left tackle. This year, thru 7 games, the Tigers have already used 3 different players at that position.
- LSU has used 5 different starting lineup combinations on the offensive line, which is one more than LSU used in 14 games a year ago. It also ties with the 2010 team for the most starting lineup combinations under **Les Miles**.

The following is a quick look at LSU's offensive line combinations through the first 6 games:

Game	LT	LG	C	RG	RT
North Texas	Chris Faulk	La'el Collins	P.J. Lonergan	Josh Williford	Alex Hurst
Washington	Josh Dworaczyk	La'el Collins	P.J. Lonergan	Josh Williford	Alex Hurst
Idaho	Josh Dworaczyk	La'el Collins	Elliott Porter	Josh Williford	Alex Hurst
at Auburn	Josh Dworaczyk	La'el Collins	P.J. Lonergan	Josh Williford	Alex Hurst
Towson	Alex Hurst	La'el Collins	P.J. Lonergan	Josh Williford	Vadal Alexander
at Florida	Alex Hurst	La'el Collins	P.J. Lonergan	Josh Williford	Vadal Alexander
South Carolina	Josh Dworaczyk	La'el Collins	P.J. Lonergan	Trai Turner	Vadal Alexander

### Miles In Elite SEC Company

By picking up his 80th win at LSU vs. Towson, LSU coach **Les Miles** became the fastest coach in school history to reach 80 victories as he needed just 98 games to do it. In addition, the 98 games to reach 80 wins makes Miles the third-fastest in SEC history to reach that milestone as he trailed only Steve Spurrier (80 wins in 89 games) and Philip Fulmer (80 wins in 97 games). Some notable SEC coaches who needed more games than Miles to reach 80 wins include: Bear Bryant (80 wins in 120 games), Nick Saban (80 wins in 104 games), Mark Richt (80 wins in 101 games), and Vince Dooley (80 wins in 123 games).

### LSU Ranked Among Nation's Top 10 In Eight Defensive Categories

LSU brings one of the nation's top defenses into the Texas A&M game as the Tigers are ranked among the top 10 in the nation in eight categories. LSU is ranked No. 2 nationally in total defense, allowing only 219.6 yards per game. The following is a look at how LSU's defense ranks both at the national and conference level through the first 7 weeks of the season:

Category	LSU Avg.	Nat'l Rank	SEC Rank	Nat'l Leader
Rush defense	89.3	6th	2nd	Alabama (53.33)
Total defense	219.6	2nd	2nd	Alabama (181.2)
Scoring defense	14.0	8th	4th	Alabama (7.5)
Pass defense	130.3	2nd	2nd	Alabama (125.8)
Pass eff. Defense	92.68	4th	2nd	Alabama (80.99)
Passes Intercepted	10 total	8th	2nd	TCU (14)
Tackles for Loss	8.14	7th	2nd	Missouri (8.4)
1st Down Defense	14.14	5th	2nd	Alabama (11.8)



## LSU Winning Streaks Of Note

The following is a look at LSU's winning streaks of note going into the Texas A&M game:

Type	Streak	National Rank	Last Loss
Wins in regular season non-conference games	41	1st	Va. Tech (2002)
Wins in Tiger Stadium	22	1st	Florida (2009)
Wins in night games in Tiger Stadium	15	--	Florida (2009)

## Running Back Fumble Streak Ends at 225 Carries; Ware Up To 255 Career Carries Without A Lost Fumble

LSU's running back streak of consecutive carries without a fumble came to an end against Towson when **Kenny Hilliard** fumbled in the first quarter on what was the 226th carry of the streak. Prior to that, LSU running backs hadn't lost a fumble since the Arkansas game last year when **Michael Ford** fumbled in the first half. The following is a look at LSU's running backs and the numbers of carries since they have had since they lost a fumble as well as their career rushing attempts and career number of lost fumbles:

Player	Consecutive Att. w/out a lost fumble	Total Lost Fumbles (Attempts)	Last Fumble
Spencer Ware	255	0 (255)	None
Alfred Blue	127	2 (127)	4Q vs. Miss. State, 2010
Kenny Hilliard	20	1 (130)	1Q vs. Towson, 2012
Michael Ford	16	2 (221)	3Q vs. Arkansas, 2011
Jeremy Hill	30	0 (30)	None

## LSU Has Scored 11 TDs and 2 Safeties Under Defensive Coordinator John Chavis

With a pair of interceptions that were returned for touchdowns against Idaho, LSU has scored 11 defensive TDs under defensive coordinator **John Chavis**. The Tiger defense scored points for the second straight game vs. Auburn when DE Sam Montgomery tackled an Auburn running back in the endzone for a safety. It's the second time under Chavis that an LSU defense has registered a safety on an individual tackle with the other coming from Drake Nevis against McNeese State in 2010. LSU is 8-0 under Chavis and 12-1 under **Les Miles** (dating back to 2005) when recording a defensive TD. The following is a look at LSU's defensive TDs under Chavis (since start of 2009 season):

Year	Opponent	TD	Result
2012	Idaho	Ronald Martin 45-yard interception return Lavar Edwards 23-yard interception return	LSU def. Idaho, 63-14
2011	Georgia	Morris Claiborne 45-yard interception return	LSU def. Georgia, 42-10
2011	Ole Miss	Ron Brooks 46-yard interception return	LSU def. Ole Miss, 52-3
2011	Ole Miss	Kevin Minter 0-yard fumble recovery	
2011	Auburn	Ron Brooks 28-yard interception return	LSU def. Auburn, 45-10
2011	Kentucky	Tyrann Mathieu 23-yard fumble return	LSU def. Kentucky, 35-7
2010	UL-Monroe	Ron Brooks 32-yard interception return Lavar Edwards 29-yard fumble return	LSU def. ULM, 51-0
2009	Washington	Jacob Cutrera 29-yard interception return	LSU def. Washington, 31-23
2009	Miss. State	Patrick Peterson 37-yard interception return	LSU def. Miss. State, 30-26

## LSU's Used 13 First-Time Starters This Year

LSU added two more players to the first-time starter list vs. South Carolina as true freshman **Lamar Louis** started at linebacker and redshirt freshman **Trai Turner** started at right guard LSU has had 7 first-time starters on offense and 6 on defense. The following is a look at LSU's first-time starters and the game they made their first career start:

Game	No. First-Time Starters (Player)
North Texas	4 (QB Zach Mettenberger, LB Luke Muncie, CB Jalen Mills, LG La'el Collins)
Washington	None
Idaho	3 (C Elliott Porter, S Ronald Martin, DT Anthony Johnson)
Auburn	1 (RB Kenny Hilliard)
Towson	2 (LB Kwon Alexander, RT Vadal Alexander)
Florida	1 (TE Nic Jacobs)
South Carolina	2 (LB Lamar Louis, RG Trai Turner)

## 15 True Freshmen Haven Seen Action Thus Far - Tied For Most In the Nation

In what has become a frequent occurrence under head coach **Les Miles**, LSU has had 15 true freshmen see the field through its first 7 games. The 15 true freshmen ties LSU with Ohio State, Texas and TCU for the most by any team in the nation. The following is the list of true freshmen who have played this year: LB **Kwon Alexander**, OT **Vadal Alexander**, CB **Jalen Mills**, P **Jamie Keehn**, S **Jerqwinick Sandolph**, LB **Deion Jones**, SNP **Reid Ferguson**, DL **Danielle Hunter**, LB **Ronnie Feist**, LB **Lorenzo Phillips**, S **Corey Thompson**, TE **Dillon Gordon**, CB **Dwayne Thomas**, LB **Lamar Louis**, and RB **Jeremy Hill**.

## 13 Other First-Timers Have Played This Year

In addition to the 15 true freshmen who have seen action through the first 7 weeks of the season, another 13 players have also played for the first time. The following is a list of players who have played for the first time in 2012: QB **Stephen Rivers**, WR **Paul Turner**, CB **Jalen Collins**, S **Micah Eugene**, C **Elliott Porter**, OG **Trai Turner**, DL **Jeremy Peoples**, DL **Quentin Thomas**, DL **A'Trey-U Jones**, LB **Jarrett Hardnett**, S **Vincent LeDuff**, LB **Edwin Johnson**, DT **Mickey Johnson**.

## LSU CAREER RECORD BOOK

### Career Field Goals Made

Name	FG
1. David Browndyke (1986-89)	61
...	
7. Mike Conway (1975-78)	33
Pedro Suarez (1990-92)	33
9. <b>Drew Alleman (2011-present)</b>	27
10. Chris Jackson (2003-06)	26

### Career Field Goal Percentage

Name	Pct.
1. Josh Jasper (2008-10)	.839 (47-56)
2. <b>Drew Alleman (2011-present)</b>	<b>.818 (27-33)</b>
3. David Browndyke (1986-89)	.813 (61-75)

### Consecutive PAT Kicks Made

Name	PATs
1. David Browndyke (1986-89)	109
2. <b>Drew Alleman (2011-present)</b>	<b>89</b>
3. Colt David (2005-06)	77

### Career Punting Average

Name	Avg. Yds.
1. <b>Brad Wing (2011-present)</b>	<b>44.2</b>
2. Patrick Fisher (2004-07)	44.1
3. Chad Kessler (1994-97)	42.9

### Career Tackles For Loss

Name	TFL
1. Anthony McFarland (1995-98)	55
...	
8. Chad Lavalais (2000-03)	32.5
9. Kenny Bordelon (1972-75)	30
10. Rydell Malancon (1980-83)	28
<b>Sam Montgomery (2010-present)</b>	<b>28.0</b>
-- <b>Barkevious Mingo (2010-present)</b>	<b>23.5</b>

### Career Sacks

Name	Sacks
1. Rydell Malancon (1980-83)	25
...	
8. James Gilyard (1992-95)	18
Michael Brooks (1983-86)	18
10. Anthony McFarland (1995-98)	17
-- <b>Sam Montgomery (2010-present)</b>	<b>15</b>
-- <b>Barkevious Mingo (2010-present)</b>	<b>12.5</b>

## LSU VS. TOP 25 UNDER LES MILES (32-15)

### 2005 (5-2)

Opponent	LSU Rank	Results
at #15 Arizona State	#5	W, 35-31
#10 Tennessee	#4	L, 30-27 OT
#11 Florida	#10	W, 21-17
#17 Auburn	#7	W, 20-17 OT
at #3 Alabama	#5	W, 16-13 OT
#13 Georgia	#3	L, 34-14 in SECCG
#10 Miami	#9	W, 40-3 in Peach Bowl

### 2006 (3-2)

Opponent	LSU Rank	Results
at #3 Auburn	#6	L, 7-3
at #5 Florida	#9	L, 23-10
at #8 Tennessee	#13	W, 28-24
at #5 Arkansas	#9	W, 31-26
#11 Notre Dame	#4	W, 41-14 in Sugar Bowl

### 2007 (7-1)

Opponent	LSU Rank	Results
#9 Virginia Tech	#2	W, 48-7
#12 South Carolina	#2	W, 28-16
#7 Florida	#1	W, 28-24
at #17 Kentucky	#1	L, 40-37 OT
#18 Auburn	#5	W, 30-24
at #17 Alabama	#17	W, 41-34
#14 Tennessee	#5	W, 21-14 in SECCG
#1 Ohio State	#2	W, 38-24 in BCS Game

### 2008 (2-3)

Opponent	LSU Rank	Results
at #9/10 Auburn	#6	W, 26-21
at #11 Florida	#3	L, 51-21
#9 Georgia	#11	L, 52-38
#1 Alabama	#15	L, 27-21 OT
#14 Georgia Tech	NR	W, 38-3 in Chick-fil-A Bowl

### 2009 (1-3)

Opponent	LSU Rank	Results
at #18/14 Georgia	#4	W, 20-13
#1 Florida	#4	L, 13-3
#3 Alabama	#9	L, 24-15
#11/9 Penn State	#13	L, 19-17 in Capital One Bowl

### 2010 (5-2)

Opponent	LSU Rank	Results
#18 North Carolina	#21/16	W, 30-24
#22/21 West Virginia	#15/12	W, 20-14
at #14/12 Florida	#12/9	W, 33-29
at #5 Auburn	#6	L, 24-17
#5 Alabama	#12/11	W, 24-21
at #12 Arkansas	#6	L, 31-23
#18 Texas A&M	#11	W, 41-24 in Cotton Bowl

### 2011 (8-1)

Opponent	LSU Rank	Results
#3 Oregon	#4	W, 40-27
at #25 Mississippi State	#3	W, 19-6
at #16 West Virginia	#2/3	W, 47-21
#17/18 Florida	#1/2	W, 41-11
#19/23 Auburn	#1/2	W, 45-10
#2 Alabama	#1	W, 9-6
#3 Arkansas	#1	W, 41-17
#12/14 Georgia	#1	W, 42-10 in SECCG
#2 Alabama	#1	L, 21-0 in BCS Game

### 2012 (1-1)

Opponent	LSU Rank	Results
at #10/11 Florida	#4/3	L, 14-6
#3 South Carolina	#9/8	W, 23-21
at #20/19 Texas A&M	#6	?

## LSU Has Scored 18 Special Teams TDs In Miles Era

LSU registered its 18th special teams touchdown under **Les Miles** when **Odell Beckham Jr.** returned a punt 70 yards for a touchdown against North Texas. It marked the third time in four games dating back to last year that LSU has scored on a punt return. Under Miles, LSU has returned 10 punts for touchdowns, 3 kickoffs for touchdowns, 2 blocked field goals returned for touchdowns, 1 blocked punt return for a TD, 1 return on a fumbled punt, and 1 on a fake field goal. LSU has scored at least one special teams touchdown in all eight seasons under Miles. LSU is 16-1 in games when scoring a special teams touchdown. The following is a breakdown of LSU's special teams touchdowns under Miles:

Year	Opponent	Play	Results
2012	North Texas	Odell Beckham Jr. 70-yard punt return	LSU def. North Texas, 41-14
2011	Georgia	Tyrann Mathieu 62-yard punt return	LSU def. Georgia, 42-10
	Arkansas	Tyrann Mathieu 92-yard punt return	LSU def. Arkansas, 41-17
	West Virginia	Morris Claiborne 99-yard kickoff return	LSU def. W. Va., 47-21
	Oregon	Tyrann Mathieu 3-yard return of a fumbled punt	LSU def. Oregon, 40-27
2010	North Carolina	Patrick Peterson 87-yard punt return	LSU def. No. Carolina, 30-24
	West Virginia	Patrick Peterson 60-yard punt return	LSU def. W. Va., 20-14
2009	Miss. State	Chad Jones 93-yard punt return	LSU def. Miss. State, 30-26
	Ole Miss	Patrick Peterson 53-yard return of a blocked FG	LSU lost Ole Miss, 25-23
	Arkansas	Trindon Holliday 87-yard punt return	LSU def. Arkansas, 33-30 (OT)
2008	North Texas	Trindon Holliday 92-yard punt return	LSU def. North Texas, 41-3
2007	South Carolina	Colt David 15-yard run on fake field goal	LSU def. South Carolina, 28-16
	Ole Miss	Trindon Holliday 98-yard kickoff return	LSU def. Ole Miss, 41-24
2006	Fresno State	Craig Davis 77-yard punt return	LSU def. Fresno State, 34-6
	Arkansas	Trindon Holliday 92-yard kickoff return	LSU def. Arkansas, 31-26
2005	Arizona State	Mario Stevenson 55-yard return of a blocked FG	LSU def. Arizona State, 35-31
	Arizona State	Craig Steltz 29-yard return of a blocked punt	
	Auburn	Skyler Green 66-yard punt return	LSU def. Auburn, 20-17 (OT)

## Les Miles' List of Achievements

In 7-plus years with LSU, head coach **Les Miles** has put together quite a list of achievements in his 100 games with the Tigers. The following is a look at some of Miles' LSU highlights:

- Fastest coach in LSU history to 10 wins (11 games), 20 wins (24 games), 30 wins (35 games), 40 wins (48 games), 50 wins (63 games), 60 wins (76 games), 70 wins (87 games), and 80 wins (98 games) in school history.
- Led LSU to only 12-0 and 13-0 records in school history in 2011
- Led LSU to first 11-0 start since 1958 in 2011
- Led LSU to 10-1 start three times in a 6-year span from 2005-10 ('05, '07, '10)
- Only coach in LSU history to beat Auburn, Florida and Alabama in same season - and he's done it three times (2005, '07, '11)
- Only coach in LSU history to beat Florida and Tennessee in the regular season during the same year, doing it twice (2010, '11).
- Only first-year coach in SEC history to lead team to league's title game (2005)
- Has 15 wins over coaches who have won national titles, including two this year (Chizik, Spurrier)
- Coached LSU to 10-plus wins in three straight seasons - a first at the school
- Only coach in LSU history to lead Tigers to three straight top five final rankings (2005, 2006, 2007)

## LSU is 30-2 Under Miles When A Running Back Reaches 100-Yards

LSU is 30-2 under **Les Miles** when a running back reaches 100 yards in a game. The Tigers, who are 5-0 in road games when having a 100-yard rusher, have won 16 straight dating back to the Tulane game in 2008 when a running back reached the 100-yard mark. **Jeremy Hill** became the latest 100-yard rusher for LSU, going for 124 yards in the win over South Carolina in week 7. LSU had a 100-yard rusher in three of its first four games in 2012 - **Kenny Hilliard** and **Alfred Blue** both went over the 100-yard mark against North Texas in the season-opener; Blue had 101 yards vs. Washington and Hilliard had 116 yards vs. Idaho. LSU's only two losses under Miles when having a back reach the 100-yard mark came against Georgia in 2008 (Charles Scott, 144 yards) and Arkansas in 2007 (Jacob Hester, 126 yards).

## LSU's 40-4 Under Les Miles When Winning The Turnover Battle

LSU is 40-4 under **Les Miles** when winning the turnover battle. The Tigers have won 24 straight games when having fewer turnovers than their opponent a streak that dates back to the Arkansas game in 2008. Against ranked teams under Miles, LSU is 19-2 when having fewer turnovers than its opponent. The only four losses for the Tigers under Miles when having fewer turnovers than their opponent have come against Arkansas in 2008, Kentucky in 2007, Arkansas in 2007, and Auburn in 2006.

## LSU's Been Good As A Top 10 Team

LSU's top 10 rankings haven't come by accident in recent years as the Tigers have backed up their placement in the polls by winning 75 of the 92 games they've played as an AP Top 10 team since the 2000 season. Since returning to the top 10 on a consistent basis during the early 2000s, LSU has recorded a 75-17 record in games in which they have been ranked in the AP Top 10. That record goes back to the 2002 season when LSU cracked the AP Top 10 the week they faced Auburn. LSU was 6-3 in 2009 as a top 10 team, 4-2 in 2010, 13-1 in 2011, and 6-1 this year.

## TRUE FRESHMEN UNDER LES MILES

### LSU Is 48-0 Under Miles When Rushing For 100-Yards and Holding Opponents To Less Than 100 Yards

One look at LSU's results in relation to rushing the football and it's easy to figure out that head coach **Les Miles** is a former offensive lineman who understands the importance of running the football. In 100 games under Miles, LSU's success is easy to predict when it comes to net rushing yards. Get to 100 yards rushing and LSU will more than likely win as the Tigers are 77-7 under Miles when that happens. Hold the opponent to fewer than 100-yards and the Tigers are 49-3. An even more telling stat is that when LSU rushes for 100-plus yards and holds the opponents to fewer than 100-yards, the Tigers are 48-0, including a 6-0 record in 2012. The following is a look at LSU's rushing numbers during the Miles era and have the Tigers have fared in those games:

Year	LSU 100+	LSU 100-	Opp 100+	Opp 100-	LSU 100+/Opp 100-
2005	10-0	1-2	3-1	8-1	7-0
2006	10-0	1-2	5-0	6-2	6-0
2007	11-2	1-0	3-2	9-0	8-0
2008	8-3	0-2	2-5	6-0	6-0
2009	8-0	1-4	7-4	2-0	2-0
2010	11-2	0-0	7-1	5-0	5-0
2011	13-0	0-1	4-1	8-0	9-0
2012	6-0	0-1	1-1	5-0	5-0
<b>Totals</b>	<b>77-7</b>	<b>4-12</b>	<b>32-15</b>	<b>49-3</b>	<b>48-0</b>

### LSU's Won School-Record 22 Straight In Tiger Stadium – Longest Current Streak In Nation

LSU extended its Tiger Stadium winning streak to 22 in a row with the win over South Carolina. The 22-game streak is now three better than the previous mark of 19, which was set from 2005-07. LSU's 22-game streak currently leads the nation. Prior to LSU's current streak, the previous Tiger Stadium record of 19 ran from Oct. 15, 2005 (win over Florida) thru Nov. 10, 2007 (win over Louisiana Tech). The 19-game streak was snapped on Nov. 23, 2007 with a 50-48 triple-overtime loss to Arkansas.

### LSU Extends FBS Record For Non-Conference Regular Season Wins To 41 With Victory Over Towson

LSU extended the Football Bowl Subdivision (FBS) record for the longest non-conference regular season winning streak to 41 straight when the Tigers beat Towson, 38-22 in week 5. The Tigers haven't lost a non-conference regular-season game since falling to Virginia Tech, 26-8, in the 2002 season opener in Blacksburg, Va. Les Miles has accounted for 31 of the 41 wins during the streak. The 41-game non-conference regular season win streak broke the previous mark held by Kansas State. Here is a look at the top three in FBS all-time consecutive non-conference regular season wins:

Team	Years	Win Streak
<b>1. LSU</b>	<b>2002-present</b>	<b>41</b>
2. Kansas State	1993-2003	39
3. Miami	1985-88	36
4. Wisconsin	2003-12	33

### Cap and Gown Tigers

Two members of the LSU football team have already earned their degree and are currently either in graduate school or working towards a second undergraduate degree. Senior PK **Drew Alleman** graduated in December of 2011 with a degree in sports administration, while senior OL **Josh Dworaczyk** graduated in May of 2011 in general studies.

### LSU's The Winningest Program In SEC Over Last 10 Years

LSU is the winningest program in the SEC since the start of the 2002 season as the Tigers have posted a 109-27 mark during that span. The 110 victories for LSU are seven better than Georgia. The following is a look at how the SEC stakes up over the past 10 years:

Team	W-L	Bowls	SEC Titles	Top 25
<b>LSU</b>	<b>111-28</b>	<b>10</b>	<b>3</b>	<b>8</b>
Georgia	103-35	10	2	8
Florida	101-36	10	2	6
Alabama	97-39	8	1	6
Auburn	95-40	9	2	6
Missouri	83-51	8	0	3
Arkansas	82-52	7	0	3
Tennessee	78-55	7	0	4
South Carolina	77-55	6	0	2
Texas A&M	69-61	6	0	3
Kentucky	58-71	5	0	0
Ole Miss	58-71	4	0	3
Mississippi State	53-74	3	0	1
Vanderbilt	39-85	2	0	0

LSU coach **Les Miles** has never shyed away from playing true freshmen. In his eight years with the Tigers, a total of 73 true freshmen have seen action for LSU, including 15 this year. Here's the list of true freshmen who have played in their first year at LSU:

Year	Name
2005	LB Darry Beckwith and RB Steven Korte
2006	WR/RS Trindon Holliday, RB Charles Scott, DB Danny McCray, LB Jacob Cutrera, LB Perry Riley, TE Richard Dickson, WR Chris Mitchell, WR Jared Mitchell, DT Al Woods, and RB Keiland Williams.
2007	PK Josh Jasper, PK Andrew Crutchfield, LT Jarvis Jones, RT Joseph Barksdale, WR Terrance Toliver, DB Chad Jones, DT Drake Nevis.
2008	CB Patrick Peterson, CB Brandon Taylor, LB Ryan Baker, DB Karnell Hatcher, OT Greg Shaw, WR Deangelo Peterson, QB Jordan Jefferson, DB Derrick Bryant
2009	WR Rueben Randle, S Craig Loston, DT Josh Downs, CB Morris Claiborne, QB/WR Russell Shepard, FB Dominique Allen
2010	RB Alfred Blue, WR Kadron Boone, CB Tyrann Mathieu, FB Connor Neighbors, S Eric Reid, DB Tharold Simon, S Ronnie Vinson, RB Spencer Ware, WR Spencer Wright, LB Luke Muncie, DE Justin Maclin, FB J.C. Copeland
2011	WR Odell Beckham Jr., OG La'el Collins, PK James Hairston, RB Kenny Hilliard, DT Anthony Johnson, WR Jarvis Landry, RB Terrence Magee, DE Jermauria Rasco, S Ronald Martin
2012	LB Kwon Alexander, OT Vadal Alexander, CB Jalen Mills, P Jamie Keehn, S Jerqwinick Sandolph, LB Deion Jones, SNP Reid Ferguson, DL Danielle Hunter, LB Ronnie Feist, LB Lorenzo Phillips, S Corey Thompson, TE Dillon Gordon, CB Dwayne Thomas, LB Lamar Louis, and RB Jeremy Hill.

## NON-CONFERENCE REGULAR SEASON WIN STREAK

LSU owns the nation's longest non-conference regular season winning streak, which stands at an NCAA FBS record 41 games. The last time the Tigers lost a non-conference regular season game was Sept. 1, 2002, at #16 Virginia Tech.

#	Opponent	Score	Location	Date
1.	The Citadel	35-10	Baton Rouge	9/7/02
2.	Miami (Ohio)	33-7	Baton Rouge	9/14/02
3.	UL-Lafayette	48-0	Baton Rouge	10/5/02
4.	UL-Monroe	49-7	Baton Rouge	8/30/03
5.	Arizona	59-13	Tucson	9/6/03
6.	Western Illinois	35-7	Baton Rouge	9/13/03
7.	Louisiana Tech	49-10	Baton Rouge	11/1/10
8.	Oregon State	22-21 (OT)	Baton Rouge	9/4/04
9.	Arkansas State	53-3	Baton Rouge	9/11/04
10.	Troy	24-20	Baton Rouge	10/23/04
<b>(streak under Les Miles - 31 straight wins)</b>				
11.	#15 Arizona State	35-31	Tempe	9/10/05
12.	North Texas	56-3	Baton Rouge	10/29/05
13.	Appalachian State	24-0	Baton Rouge	11/5/05
14.	UL-Lafayette	45-3	Baton Rouge	9/2/06
15.	Arizona	45-3	Baton Rouge	9/9/06
16.	Tulane	49-7	Baton Rouge	9/23/06
17.	Fresno State	38-6	Baton Rouge	10/21/06
18.	#9 Virginia Tech	48-7	Baton Rouge	9/9/07
19.	Middle Tennessee	44-0	Baton Rouge	9/15/07
20.	Tulane	34-9	New Orleans	9/29/07
21.	Louisiana Tech	58-10	Baton Rouge	11/10/07
22.	Appalachian State	41-13	Baton Rouge	8/30/08
23.	North Texas	41-3	Baton Rouge	9/13/08
24.	Tulane	35-10	Baton Rouge	11/1/08
25.	Troy	40-31	Baton Rouge	11/15/08
26.	Washington	31-23	Seattle	9/5/09
27.	UL-Lafayette	31-3	Baton Rouge	9/19/09
28.	Tulane	42-0	Baton Rouge	10/31/09
29.	Louisiana Tech	24-16	Baton Rouge	11/14/09
30.	#18 North Carolina	30-24	Atlanta	9/4/10
31.	#21 West Virginia	20-14	Baton Rouge	9/25/10
32.	McNeese State	32-10	Baton Rouge	10/16/10
33.	UL-Monroe	51-0	Baton Rouge	11/13/10
34.	#3 Oregon	40-27	Arlington, Texas	9/3/11
35.	Northwestern St.	49-3	Baton Rouge	9/10/11
36.	#16 West Virginia	47-21	Morgantown	9/24/11
37.	Western Kentucky	42-9	Baton Rouge	11/12/11
38.	North Texas	41-14	Baton Rouge	9/1/12
39.	Washington	41-3	Baton Rouge	9/8/12
40.	Idaho	63-14	Baton Rouge	9/15/12
41.	Towson	38-22	Baton Rouge	9/29/12

### The Streak: By The Numbers

**1,624-422**

outscored opponents

**1,308-267**

outscored opponents at home

**1,217-317**

outscored opponents under Les Miles

**6**

wins over ranked teams

**10**

wins over major BCS conference opponents

**26**

times the opponent has been held to 10 points or less

## Minter Named SEC Defensive Player of the Week vs. Florida

LSU junior LB **Kevin Minter** earned SEC co-Defensive Player of the Week honors after his record-setting performance in the loss to Florida. Minter set the school record with 17 solo tackles and came one tackle away from tying the school record in total tackles with 20 against the Gators. Minter accounted for 17-yards in losses for the Gators with a pair of sacks and another tackle behind the line of scrimmage. He also forced a fumble in the road loss to Florida. Minter's 20 tackles were the most by an LSU player since 1988 and one shy of tying the school mark of 21 set by Albert Richardson vs. South Carolina in 1982. The honor is the first of Minter's career.

### What Kevin Minter Accomplished at Florida ...

- 20 total tackles second-most by any player in the nation this season (only behind Boston College's Nick Clancy who had 24 on Sept. 15)
- 17 solo tackles are the most solo stops by any player in the nation this season ... Shattered the school record for solo tackles, eclipsing the mark of 15 set on three different instances and most recently by Ali Highsmith against Arkansas on Nov. 23, 2007
- 20 total tackles are most by an SEC player in any game in two years, most since Arkansas' Jerry Franklin had 20 against Mississippi State on Nov. 20, 2010
- 20 total tackles tied for the second-most by an LSU player in school history, one shy of the school record of 21 ... Most since Rudy Harmon had 20 at Florida in 1988
- Had back-to-back sacks in the first half, setting a career high
- Forced the second fumble of his career and first since last year's Florida game
- Had a career-high 3 tackles for loss (-17 yards)

### LSU Single-Game Solo Tackles

#### 1. Kevin Minter – 17 at Florida, 10/6/12

2. Ali Highsmith – 15 vs. Arkansas, 11/23/07

Trev Faulk – 15 vs. Houston, 11/4/00

Charles Smith – 15 vs. Houston, 11/13/99

5. Chuck Wiley – 14 at Kentucky, 10/14/95

Toby Caston – 14 vs. Georgia, 10/11/86

Nikki Hazard – 14 vs. Texas A&M, 9/13/86

### Miles Is 48-6 Overall In Tiger Stadium

LSU is 48-6 in Tiger Stadium under **Les Miles** dating back to the 2005 season. Miles has led LSU to three undefeated seasons in Tiger Stadium (8-0 in '06, 7-0 in '10, and 6-0 in '11). Of LSU's six home losses under Miles, three have come in overtime - 30-27 loss to Tennessee on a Monday night in 2005; a 50-48 triple-overtime loss to Arkansas on a Friday afternoon in November of 2007; and a 27-21 overtime loss to No. 1 Alabama in 2008. LSU also has a loss to No. 1 ranked Florida in Tiger Stadium. LSU is 36-1 in Saturday night home games under Miles with the only loss coming to Florida in 2009.

### This Day vs. Night Thing In Tiger Stadium

The facts indicate that LSU plays better at night in Tiger Stadium than they do during the day. The numbers show that since 1960, LSU is 226-60-4 (.786) at night under the lights compared to a 28-25-3 (.518) mark in Tiger Stadium during the day. Since 2000, LSU is 78-11 (.876) overall at home, which includes a 60-5 (.923) mark at night in Tiger Stadium and an 18-6 (.750) record during the day. Prior to 2000, LSU had only won 10 games at home during the day in 32 tries. From 1960 to 1999, LSU posted a 10-19-3 (.359) record at home during the day. The following is a breakdown of LSU's night record, day record and overall record in Tiger Stadium since 1960:

Decade	Record at Night	Record during the day	Overall Tiger Stadium Record
1960-69	47-9-2	2-2-1	49-11-3
1970-79	51-12-1	1-2	52-14-1
1980-89	38-16-1	3-5-2	41-21-3
1990-99	30-18	4-10	34-28
2000-09	49-5	11-6	60-11
2010-12	11-0	7-0	18-0
<b>Totals</b>	<b>226-60-4</b>	<b>28-25-3</b>	<b>254-85-7</b>

## LSU's 20-Plus Yards Play Breakdown

### BY PLAY

Pass.....	23
Rush .....	11
TOTAL .....	34

### BY GAME

North Texas .....	8
Washington .....	6
Idaho.....	4
Auburn .....	4
Towson .....	7
Florida.....	2
South Carolina.....	3

### BY QUARTER

1st .....	10
2nd .....	8
3rd .....	9
4th .....	7

### RUSHING

Alfred Blue.....	3
Kenny Hilliard.....	3
Spencer Ware .....	2
Michael Ford.....	1
Russell Shepard .....	1
Jeremy Hill .....	1

### PASSING

Zach Mettenberger .....	23
-------------------------	----

### RECEIVING

Odell Beckham Jr.....	7
Russell Shepard .....	3
Kadron Boone .....	3
Spencer Ware .....	3
Jarvis Landry.....	2
James Wright .....	2
Jeremy Hill .....	1
Chase Clement .....	1
Nic Jacobs .....	1

### 20 OR MORE YARD TOUCHDOWNS

Kadron Boone .....	2
Kenny Hilliard .....	2
Alfred Blue .....	1
Odell Beckham Jr.....	1
Russell Shepard .....	1
Jeremy Hill .....	1

## LSU's 20-Plus Yards Plays of 2012

Yards	Type	Player	Opponent	Qtr.
78*	Run	Russell Shepard	Towson	1
71*	Run	Kenny Hilliard	Idaho	3
60	Run	Kenny Hilliard	North Texas	2
56	Pass	Odell Beckham Jr. from Zach Mettenberger	Florida	3
53*	Pass	Odell Beckham Jr. from Zach Mettenberger	Towson	4
50*	Run	Jeremy Hill	South Carolina	4
46	Pass	Odell Beckham Jr. from Zach Mettenberger	Idaho	3
38*	Run	Kenny Hilliard	North Texas	1
37	Run	Alfred Blue	North Texas	1
34*	Pass	Kadron Boone from Zach Mettenberger	North Texas	4
33	Pass	Jarvis Landry from Zach Mettenberger	North Texas	4
33	Pass	Russell Shepard from Zach Mettenberger	Idaho	1
33	Pass	Spencer Ware from Zach Mettenberger	Auburn	4
32*	Pass	Kadron Boone from Zach Mettenberger	Washington	3
30	Pass	Russell Shepard from Zach Mettenberger	North Texas	3
30	Run	Spencer Ware	Auburn	2
29	Pass	Kadron Boone from Zach Mettenberger	Auburn	3
28	Run	Spencer Ware	Auburn	1
27	Pass	Chase Clement from Zach Mettenberger	Towson	2
27*	Pass	Odell Beckham Jr. from Zach Mettenberger	Towson	2
27	Pass	Spencer Ware from Zach Mettenberger	South Carolina	1
24	Pass	Odell Beckham Jr. from Zach Mettenberger	Washington	3
24	Pass	Odell Beckham Jr. from Zach Mettenberger	Towson	4
23	Pass	James Wright from Zach Mettenberger	Washington	2
23	Pass	Russell Shepard from Zach Mettenberger	Idaho	2
22	Pass	James Wright from Zach Mettenberger	Washington	2
22	Run	Michael Ford	Towson	3
21	Pass	Odell Beckham Jr. from Zach Mettenberger	North Texas	1
21*	Run	Alfred Blue	Washington	1
21	Pass	Nic Jacobs from Zach Mettenberger	Towson	4
21	Pass	Jeremy Hill from Zach Mettenberger	South Carolina	1
20	Run	Alfred Blue	North Texas	3
20	Pass	Jarvis Landry from Zach Mettenberger	Washington	2
20	Pass	Spencer Ware from Zach Mettenberger	Florida	1

\* Denotes play resulted in touchdown.

## GAME-BY-GAME NOTABLES

Opponent	Captains	Coin Toss	Kickoff/Receive	LSU 1st Poss.	Game Time (CT)	Game Length	Jerseys	Result
North Texas	Alleman, Logan, Mettenberger, Reid	Won	Kickoff	Touchdown	6:02 p.m.	3:30	White	W, 41-14
Washington	Alleman, Blue, Landry, Mingo	Loss	Receive	Punt	6:05 p.m.	3:22	White	W, 41-3
Idaho	Alleman, Wing, Minter, Mettenberger	Loss	Kickoff	Touchdown	7:00 p.m.	3:13	Purple	W, 63-14
at Auburn	Alleman, Logan, Hurst, Landry	Won	Kickoff	Fumble	6:06 p.m.	3:21	White	W, 12-10
Towson	Alleman, Barrow, Reid, Ware	Loss	Receive	Punt	6:07 p.m.	3:33	Purple	W, 38-22
at Florida	Alleman, Logan, Clement, Hurst, Minter, Reid	Loss	Receive	Field Goal	2:39 p.m.	3:23	White	L, 14-6
South Carolina	Alleman, Wing, Loneragan, Montgomery, Minter	Loss	Kickoff	Field Goal	7:06 p.m.	3:27	White	W, 23-21

## BY THE NUMBERS

**93,129**

largest crowd in Tiger Stadium history  
(lost to No. 1 Florida, 13-3, on Oct. 10, 2009)

**1,500**

old dorm rooms below the east and west stands

**.724**

winning percentage after 551 home games  
(390-143-18)

**89**

89-yard punt return by Billy Cannon 50 years ago to beat Ole Miss on Halloween Night in 1959

**89<sup>th</sup>**

year of LSU football in Tiger Stadium dating back to 1924

**77**

times the crowd has exceeded 90,000 for a game

**100,000**

estimated capacity when South End Zone project is completed prior to 2014 season

**428**

windows replaced on the North End of the stadium prior to the 2012 season

**60-5**

Saturday night record since 2000

**48-6**

home record under head coach Les Miles

**14**

undefeated home seasons, including three under Les Miles

**8**

trips by the "ESPN College GameDay" crew

**8<sup>th</sup>**

largest on-campus stadium in the nation (92,542)

**6**

times named the toughest place in the nation to play a road game by national media outlets

**1**

win over a No. 1 ranked team (def. Florida, 28-21, in 1997)

# Tiger Stadium

## COLLEGE FOOTBALL'S ULTIMATE SETTING



## “THE SCARIEST PLACE TO PLAY IN AMERICA”

- ESPN.COM, OCT. 2007; ESPN COLLEGE FOOTBALL LIVE, MAY 2011

### Notables

- LSU began playing football in Tiger Stadium in 1924 and is currently in its 89th year in the venerable stadium. This season marks the 82nd year LSU has played under the lights in Death Valley. The Tigers defeated Spring Hill, 35-0, on Oct. 3, 1931 in the first night game in the stadium's history.
- LSU owns a nation-best 22-game home winning streak, which is the longest home winning streak in school history. Head coach **Les Miles** is 35-1 in Saturday Night home games. The Tigers' last home loss was to No. 1 Florida on Oct. 10, 2009 and the last non-conference loss was to UAB on Sept. 23, 2000.
- Since national attendance figures began being kept in 1957, LSU has finished in the nation's top 10 in average attendance in 48 of the past 55 seasons.
- Since 1960, LSU owns a stellar 226-60-4 (.786) record in traditional Tiger Stadium night games. The Tigers are 25-26-3 (.491) at home during the day in that span.
- LSU has won 34 consecutive home games over non-conference opponents. **Les Miles** is 25-0 in non-conference home games.

### Quotables

“I'm not sure what it was like to walk into the Coliseum, but I bet it was something like this. The best place in the world to watch a sporting event.”

- **Wright Thompson, ESPN Senior Writer**

“Dark. That combined with Tiger Stadium on a Saturday night is something loud, strange and holy. There is noise everywhere in stadiums from Eugene to Tuscaloosa. Only in Baton Rouge is there a living, breathing lurking in its grand, old stadium.”

- **Dennis Dodd, CBSSports.com**

“Best stadium -- Tiger Stadium, LSU. The pregame festivities, the deafening noise -- there's no other place like it.”

- **Matt Hayes, Sporting News**

“All I began to hear was a chant 'L-S-U, L-S-U.' It got louder and louder. It was the loudest I've ever heard a stadium.”

- **Mark Richt, Georgia Head Coach**

“Death Valley is the pound-for-pound king of noise in college football. The place is just mind-numbingly loud for a ridiculous amount of time.”

- **Bruce Feldman, CBSSports.com**

# The Last Meeting



#18 Texas A&M

24

#11 LSU

41



Jan. 7, 2011 • Cowboys Stadium • Arlington, Texas • 83,514

## LSU Runs Past Texas A&M, 41-24, In Cotton Bowl

LSU rushed for a season-high 288 yards and quarterback Jordan Jefferson accounted for four touchdowns as the 11th-ranked Tigers overcame a slow start to post a 41-24 win over 18th-ranked Texas A&M in the Cotton Bowl in Cowboys Stadium. LSU spotted the Aggies an early 10-0 lead before getting on track offensively. Once the Tigers got going, they were hard to stop as LSU scored 28 first half points in taking a 28-17 lead at halftime. Jefferson accounted for three first half touchdowns, including a 42-yard TD pass to Terrence Toliver that cut the Aggie lead to 10-7. A 2-yard TD strike to Toliver at the 1:27 mark in the second quarter gave the Tigers a 28-17 lead at intermission. LSU stretched its lead to 35-17 just three minutes into the second half when Jefferson connected with Toliver for a third touchdown, this one covering 41-yards. The Aggies added a TD early in the fourth quarter to pull within 35-24, but a pair of Josh Jasper field goals in the final six minutes of the contest put the game away for the Tigers. LSU's defense forced four Texas A&M turnovers - three interceptions and one fumble - and held the Addies to only 114 total yards in the second half. Freshman defensive back Tyrann Mathieu was named the defensive MVP of the game after leading the Tigers with seven tackles, one sack for an 8-yard loss as well as forcing three turnovers - 1 interception and 2 fumbles. Toliver earned offensive MVP honors with five receptions for 112 yards and a career-best three touchdowns. LSU had two running backs go over the 100-yard mark with Stevan Ridley going for 105 yards and a score and **Spencer Ware** finishing with a career-best 102 yards on just 10 carries. Jefferson completed 10-of-19 passes for 158 yards and added 67 rushing yards and one TD.

	Scoring				
LSU	7	21	7	6	-41
Texas A&M	10	7	0	7	-24

A&M	13:01	1Q	Nwachukwu 6 pass from Tannehill (Bullock kick)
A&M	5:03	1Q	Bullock 39 FG
LSU	1:48	1Q	Toliver 42 pass from Jefferson (Jasper kick)
LSU	10:13	2Q	Jefferson 1 run (Jasper kick)
A&M	7:44	2Q	Nwachukwu 14 pass from Gray (Bullock kick)
LSU	4:43	2Q	Ridley 17 run (Jasper kick)
LSU	1:27	2Q	Toliver 2 pass from Jefferson (Jasper kick)
LSU	12:06	3Q	Toliver 41 pass from Jefferson (Jasper kick)
A&M	10:04	4Q	McNeal 4 pass from Tannehill (Bullock kick)
LSU	6:12	4Q	Jasper 50 FG
LSU	3:04	4Q	Jasper 26 FG

## STATISTICAL COMPARISON

Category	LSU	A&M	CONF. (NCAA) RANKING	
			LSU	A&M
Record:	5-1	5-1	--	--
Conference:	2-1	2-1	--	--
Scoring Offense:	32.0	47.0	8(49)	1(5)
Total Offense:	395.7	543.7	9(76)	8(73)
Rushing Offense:	206.9	235.8	6(31)	1(13)
Passing Offense:	188.9	307.8	12(100)	2(20)
Scoring Defense:	14.0	21.8	4(8)	6(36)
Total Defense:	219.6	405.5	2(2)	10(72)
Pass Defense:	130.3	280.8	2(2)	13(107)
Rushing Defense:	83.0	83.8	3(9)	2(9)
KD Ret. Avg.:	23.0	23.3	6(43)	4(39)
Punt Ret. Avg.:	8.2	16.6	10(67)	3(7)
Time of Poss.:	30:01	27:55	5(60)	4(97)
3rd Down Conv.:	41-98	52-97	7(57)	1(8)
Opp. 3rd-D Conv.:	30-101	32-104	3(11)	4(13)
TO Margin:	+4	-2	5(34)	11(80)
Net Punting:	39.1	44.7	8(33)	1(1)
Fumbles Recovered:	6	1	5(31)	14(115)
Passes Intercepted:	10	6	2(8)	8(45)
Fumbles Lost:	8	5	13(101)	5(49)
Turnovers Gained:	16	7	3(12)	12(98)
Turnovers Lost:	12	8	10(69)	4(37)
Passing Efficiency:	130.9	154.1	11(67)	4(23)
Pass Efficiency Defense	92.7	120.8	2(4)	8(40)
Fewest Penalties:	7.9	7.8	13(103)	12(102)
Fewest Yards Penalized:	59.6	72.2	12(79)	14(103)
Sacks:	2.9	3.2	4(21)	2(11)
Tackles for Losses:	8.1	7.3	2(8)	5(23)
First Downs:	19.1	25.8	6(90)	1(14)
Red Zone Offense:	25-32	25-28	10(77)	5(23)
Red Zone Defense:	13-13	16-21	14(118)	6(38)

## The Series: LSU leads 27-20-3

1899:	A&M, 52-0	Dec. 2 at College Station	1968:	LSU, 13-12	Sept. 21 at Baton Rouge
1906:	A&M, 21-12	Nov. 19 at Baton Rouge	1969:	LSU, 35-6	Sept. 20 at Baton Rouge
1907:	A&M, 11-5	Oct. 21 at College Station	1970:	A&M, 20-18	Sept. 19 at Baton Rouge
1908:	LSU, 26-0	Oct. 17 at New Orleans	1971:	LSU, 37-0	Sept. 18 at Baton Rouge
1913:	Tie, 7-7	Nov. 27 at Houston	1972:	LSU, 42-17	Sept. 23 at Baton Rouge
1914:	A&M, 63-9	Oct. 31 at Dallas	1973:	LSU, 28-23	Sept. 22 at Baton Rouge
1916:	LSU, 13-0	Oct. 14 at Galveston	1974:	A&M, 21-14	Sept. 21 at Baton Rouge
1917:	A&M, 27-0	Oct. 27 at San Antonio	1975:	A&M, 39-8	Sept. 20 at Baton Rouge
1920:	Tie, 0-0	Oct. 16 at College Station	1986:	LSU, 35-17	Sept. 13 at Baton Rouge
1921:	LSU, 6-0	Oct. 15 at Baton Rouge	1987:	LSU, 17-3	Sept. 5 at College Station
1922:	A&M, 47-0	Oct. 20 at College Station	1988:	LSU, 27-0	Sept. 3 at Baton Rouge
1923:	A&M, 28-0	Oct. 20 at Baton Rouge	1989:	A&M, 28-16	Sept. 2 at College Station
1942:	LSU, 16-7	Sept. 26 at Baton Rouge	1990:	LSU, 17-8	Sept. 29 at Baton Rouge
1943:	A&M, 28-13	Oct. 9 at Baton Rouge	1991:	A&M, 45-7	Sept. 14 at College Station
1944:	LSU, 19-14	Jan. 1 at Miami	1992:	A&M, 31-22	Sept. 5 at Baton Rouge
1945:	LSU, 31-12	Oct. 13 at Baton Rouge	1993:	A&M, 24-0	Sept. 4 at College Station
1946:	LSU, 33-9	Oct. 12 at Baton Rouge	1994:	A&M, 18-13	Sept. 3 at Baton Rouge
1947:	LSU, 19-13	Oct. 11 at Baton Rouge	1995:	A&M, 33-17	Sept. 2 at College Station
1948:	LSU, 14-13	Oct. 9 at Baton Rouge	2010:	LSU, 41-24	Jan. 7 at Arlington, Texas
1949:	LSU, 34-0	Oct. 8 at Baton Rouge			
1955:	A&M, 28-0	Sept. 24 at Dallas			
1956:	A&M, 9-6	Sept. 29 at Baton Rouge			
1960:	LSU, 9-0	Sept. 17 at Baton Rouge			
1961:	LSU, 16-7	Sept. 30 at Baton Rouge			
1962:	LSU, 21-0	Sept. 22 at Baton Rouge			
1963:	LSU, 14-6	Sept. 21 at Baton Rouge			
1964:	LSU, 9-6	Sept. 19 at Baton Rouge			
1965:	LSU, 10-0	Sept. 18 at Baton Rouge			
1966:	Tie, 7-7	Oct. 8 at Baton Rouge			
1967:	LSU, 17-6	Sept. 30 at Baton Rouge			

At Baton Rouge: LSU leads 22-10-1

At College Station: Texas A&M leads 7-1-1

At Other Sites: Series LSU leads 4-3-1

# LSU Tigers Depth Chart

## OFFENSE

<b>X</b>	82	James Wright	6-2	203	Jr.
	86	Kadron Boone	6-0	207	Jr.
<b>LT</b>	68	Josh Dworaczyk	6-6	300	Sr.
	73	Chris Davenport	6-4	330	Jr.
	65	Jerald Hawkins	6-6	300	Fr.-HS
<b>LG</b>	70	La'el Collins	6-5	321	So.
	68	Josh Dworaczyk	6-6	300	Sr.
	71	Jonah Austin	6-6	329	Fr.-RS
<b>C</b>	<b>64</b>	<b>P. J. Lonergan</b>	<b>6-4</b>	<b>305</b>	<b>Sr.</b>
	55	Elliott Porter	6-4	300	So.
<b>RG</b> -or-	<b>74</b>	<b>Josh Williford</b>	<b>6-7</b>	<b>334</b>	<b>Jr.</b>
	56	Trai Turner	6-3	306	Fr.-RS
<b>RT</b>	78	Vadal Alexander	6-6	350	Fr.-HS
	55	Elliott Porter	6-4	300	So.
<b>Y</b>	88	Chase Clement	6-5	265	Sr.
	84	Nic Jacobs	6-5	265	So.
	41	Travis Dickson	6-3	230	So.
<b>Z</b>	<b>3</b>	<b>Odell Beckham, Jr.</b>	<b>6-0</b>	<b>187</b>	<b>So.</b>
	10	Russell Shepard	6-1	195	Sr.
	14	Terrence Magee	5-9	212	So.
<b>3-Wide</b>	80	Jarvis Landry	6-0	195	So.
<b>QB</b>	8	Zach Mettenberger	6-5	230	Jr.
	17	Stephen Rivers	6-8	225	Fr.-RS
	1	Rob Bolden	6-4	208	Jr.
<b>RB</b> -or- -or- -or-	<b>11</b>	<b>Spencer Ware</b>	<b>5-11</b>	<b>225</b>	<b>Jr.</b>
	27	Kenny Hilliard	6-0	231	So.
	42	Michael Ford	5-10	216	Jr.
	33	Jeremy Hill	6-2	235	Fr.-HS
<b>FB</b>	44	J.C. Copeland	6-1	272	Jr.
	43	Connor Neighbors	5-11	236	So.

## DEFENSE

<b>LE</b>	<b>49</b>	<b>Barkevious Mingo</b>	<b>6-5</b>	<b>240</b>	<b>Jr.</b>
	89	Lavar Edwards	6-5	258	Sr.
	59	Jermauria Rasco	6-3	255	So.
<b>LT</b> -or-	90	Anthony Johnson	6-3	304	So.
	77	Josh Downs	6-1	287	Sr.
	9	Ego Ferguson	6-3	308	So.
<b>RT</b>	<b>18</b>	<b>Bennie Logan</b>	<b>6-3</b>	<b>295</b>	<b>Jr.</b>
	9	Ego Ferguson	6-3	308	So.
	95	Quentin Thomas	6-3	294	Fr.-RS
<b>RE</b>	<b>99</b>	<b>Sam Montgomery</b>	<b>6-5</b>	<b>260</b>	<b>Jr.</b>
	89	Lavar Edwards	6-5	258	Sr.
	87	Chancey Aghayere	6-4	266	Sr.
<b>Sam</b>	23	Lamar Louis	6-0	220	Fr.-HS
	52	Luke Muncie	6-3	210	Jr.
<b>Mike</b>	<b>46</b>	<b>Kevin Minter</b>	<b>6-2</b>	<b>245</b>	<b>Jr.</b>
	22	Ronnie Feist	6-2	230	Fr.-HS
	51	Trey Granier	6-1	227	Fr.-HS
<b>Will</b>	57	Lamin Barrow	6-2	229	Jr.
	45	Deion Jones	6-2	202	Fr.-HS
	35	Lorenzo Phillips	6-2	215	Fr.-HS
<b>LCB</b>	28	Jalen Mills	6-0	185	Fr.-HS
	32	Jalen Collins	6-2	195	Fr.-RS
<b>SS</b>	6	Craig Loston	6-2	205	Jr.
	34	Micah Eugene	5-11	190	Fr.-RS
	12	Corey Thompson	6-2	210	Fr.-HS
<b>FS</b>	<b>1</b>	<b>Eric Reid</b>	<b>6-2</b>	<b>212</b>	<b>Jr.</b>
	26	Ronald Martin	6-1	202	So.
<b>RCB</b>	24	Tharold Simon	6-3	187	Jr.
	13	Dwayne Thomas	6-0	175	Fr.-HS
	19	Derrick Raymond	6-1	175	Fr.-HS
<b>Nickel</b>	34	Micah Eugene	5-11	190	Fr.-RS

## PRONUNCIATIONS

<b>Players</b>		
87	Chancey Aghayere	DE
	Ah-gah-yair-ee	
78	Vadal Alexander	OT
	vuh-Dall	
30	Drew Alleman	P/K
	Al-uh-maw	
57	Lamin Barrow	LB
	luh-Meen	
86	Kadron Boone	WR
	Kay-drun	
88	Chase Clement	TE
	Clay-maw	
70	La'el Collins	OG
	Lah-ell	
68	Josh Dworaczyk	RG
	Duh-ross-ic	
22	Ronnie Feist	LB
	Feast	
48	Seth Fruge	HLD
	Fru-zhay	
49	Barkevious Mingo	LB
	Bar-kee-vee-us	
43	Jerqwinick Sandolph	S
	Jer-qwin-ick	
24	Tharold Simon	CB
	Sye-munn	
<b>Coaches</b>		
	Steve Kragthorpe	OC
	Krag-thorpe	
	Greg Studrawa	OL
	Stu-draw-uh	

## SPECIAL TEAMS

<b>PK</b>	<b>30</b>	<b>Drew Alleman</b>	<b>5-11</b>	<b>183</b>	<b>Sr.</b>
	30	James Hairston	6-1	220	So.
<b>KO</b>	<b>30</b>	<b>James Hairston</b>	<b>6-1</b>	<b>220</b>	<b>So.</b>
	30	Drew Alleman	5-11	182	Jr.
<b>PR</b>	3	Odell Beckham, Jr.	6-0	187	So.
	80	Jarvis Landry	6-0	195	So.
<b>HOLD</b>	<b>38</b>	<b>Brad Wing</b>	<b>6-3</b>	<b>184</b>	<b>So.</b>
	48	Seth Fruge	5-11	189	Jr.
<b>KOR</b>	42	Michael Ford	5-10	216	Jr.
	80	Jarvis Landry	6-0	195	So.
	3	Odell Beckham, Jr.	6-0	187	So.
<b>P</b>	<b>38</b>	<b>Brad Wing</b>	<b>6-3</b>	<b>197</b>	<b>So.</b>
	38	Jamie Keehn	6-4	222	Fr.-HS
<b>SNP</b>	50	Reid Ferguson	6-2	225	Fr.-HS
	53	Logan Boudreaux	5-11	215	Fr.-RS

## LOCATION OF COACHES

<b>On The Field</b>	
Les Miles, head coach	
Steve Kragthorpe, quarterbacks	
Frank Wilson, running backs	
Steve Ensminger, tight ends	
Brick Haley, defensive line	
Adam Henry, wide receivers	
Thomas McGaughey, special teams	
Corey Raymond, defensive backs	
<b>In The Press Box</b>	
John Chavis, defensive coordinator	
Greg Studrawa, offensive coordinator	



## CAREER STARTS/GAME-BY-GAME STARTERS

				<b>FB</b> Copeland 9		<b>TB</b> Ware 13 Blue 5 Ford 4 Hilliard 1 Shepard 1					
							<b>QB</b> Mettenberger 7				
<b>WR</b> Wright 5 Landry 1											<b>WR</b> Beckham, Jr. 18 Shepard 11 Boone 4
		<b>TE</b> Clement 17 Jacobs 1	<b>RT</b> Hurst 28 Alexander 3 Faulk 2	<b>RG</b> Williford 19 Turner 1	<b>C</b> Loneragan 32 Porter 1	<b>LG</b> Collins 7 Dworaczyk 26 Williford 1	<b>LT</b> Faulk 14 Dworaczyk 4 Hurst 2				
<b>LCB</b> Mills 7 Simon 2			<b>LE</b> Edwards 6 Mingo 6 Aghayere 3	<b>LT</b> Downs 5 Johnson 3		<b>RT</b> Logan 21	<b>RE</b> Montgomery 22 Edwards 7 Mingo 4 Aghayere 2				<b>RCB</b> Simon 7
		<b>Sam</b> Muncie 4 Alexander 2 Louis 1 Jones 1			<b>Mike</b> Minter 21		<b>Will</b> Barrow 9				
	<b>Nickel</b>										<b>Dime</b>
			<b>SS</b> Loston 7 Reid 3 Martin 1			<b>FS</b> Reid 20 Loston 1					

## OFFENSIVE GAME-BY-GAME STARTERS

Game	X	Z	LT	LG	C	RG	RT	TE	FB	TB	QB
North Texas	Wright	Beckham, Jr.	Faulk	Collins	Loneragan	Williford	Hurst	Clement	Copeland	Blue	Mettenberger
Washington	Wright	Beckham, Jr.	Dworaczyk	Collins	Loneragan	Williford	Hurst	Clement	Copeland	Blue	Mettenberger
Idaho	Shepard	Beckham, Jr.	Dworaczyk	Collins	Porter	Williford	Hurst	Clement	Copeland	Blue	Mettenberger
at Auburn	Wright	Beckham, Jr.	Dworaczyk	Collins	Loneragan	Williford	Hurst	Clement	Copeland	Hilliard	Mettenberger
Towson	Boone	Beckham, Jr.	Hurst	Collins	Loneragan	Williford	Alexander	Clement	Copeland	Ware	Mettenberger
at Florida	Boone	Beckham, Jr.	Hurst	Collins	Loneragan	Williford	Alexander	Clement	Jacobs (2 TE)	Ware	Mettenberger
South Carolina	Wright	Beckham, Jr.	Dworaczyk	Collins	Loneragan	Turner	Alexander	Clement	Copeland	Ware	Mettenberger
at Texas A&M											
Alabama											
Mississippi State											
Ole Miss											
at Arkansas											

## DEFENSIVE GAME-BY-GAME STARTERS

Game	LE	LT	RT	RE	WILL	MIKE	SAM	LCB	RCB	SS	FS
North Texas	Mingo	Downs	Logan	Edwards	Barrow	Minter	Muncie	Mills	Simon	Loston	Reid
Washington	Mingo	Downs	Logan	Montgomery	Barrow	Minter	Muncie	Mills	Simon	Loston	Reid
Idaho	Edwards	Johnson	Logan	Montgomery	Barrow	Minter	Muncie	Mills	Simon	Martin	Reid
at Auburn	Edwards	Johnson	Logan	Montgomery	Barrow	Minter	Muncie	Mills	Simon	Loston	Reid
Towson	Edwards	Johnson	Logan	Montgomery	Barrow	Minter	Alexander	Mills	Simon	Loston	Reid
at Florida	Mingo	Downs	Logan	Montgomery	Barrow	Minter	Alexander	Mills	Simon	Loston	Reid
South Carolina	Mingo	Downs	Logan	Montgomery	Barrow	Minter	Louis	Mills	Simon	Loston	Reid
at Texas A&M											
Alabama											
Mississippi State											
Ole Miss											
at Arkansas											



# 87

## Chancey Aghayere

**Defensive End**  
 6-4 • 265 • Sr. • 3L  
 Garland, Texas (Garland)

### SENIOR SEASON (2012)

One of the veterans of the LSU defensive line with playing time in 37 games ... Earned a PBU versus Idaho ... Credited with an 11-yard sack on an intentional

grounding call against Washington.

### CAREER HIGHS

Total tackles: 5, twice (Last: vs. Tennessee, 2010)  
 Tackles for loss: 1.0, three times (Last: vs. Washington, 2012)  
 Sacks: 1.0, twice (Last: vs. Washington, 2012)

### AGHAYERE'S CAREER DEFENSIVE STATS

YEAR	G-GS	UT	AT	TT	TFL	SACKS	PBU	QBH	INT	FF	FR
2009	11-3	3	9	12	2.0-6	1.0-3	2	2	0	0	0
2010	12-2	9	12	21	1.5-2	0	1	0	0	0	0
2011	8-0	0	3	3	0	0	0	0	0	0	0
2012	6-0	2	2	4	1.0-11	1.0-11	1	0	0	0	0
<b>Totals</b>	<b>37-5</b>	<b>14</b>	<b>26</b>	<b>40</b>	<b>4.5-19</b>	<b>2.0-14</b>	<b>4</b>	<b>2</b>	<b>0</b>	<b>0</b>	<b>0</b>



# 25

## Kwon Alexander

**Linebacker**  
 6-2 • 215 • Fr. • HS  
 Oxford, Ala. (Oxford)

### TRUE FRESHMAN SEASON (2012)

Suffered an ankle injury against Florida and did not play against South Carolina ... Earned his second career start at Florida and posted two tackles, one TFL and a 15-yard fumble recovery ... Made his first career start against Towson and finished with four tackles, one PBU and one forced fumble ... Picked up three solo tackles and a QB hurry against Washington ... Made his first appearance as a Tiger against North Texas and recovered a fumble late in the game ... A versatile player who can line up at any of the three linebacker positions ... Chosen as a finalist for the High School Butkus Award, given annually to the nation's top linebacker.

### CAREER HIGHS

Total tackles: 4 vs. Towson, 2012  
 Tackles for loss: 1.0 at Florida, 2012

### ALEXANDER'S CAREER DEFENSIVE STATS

YEAR	G-GS	UT	AT	TT	TFL	SACKS	PBU	QBH	INT	FF	FR
2012	6-2	7	4	11	1.0-2	0	1	1	0	1	2-15
<b>Totals</b>	<b>6-2</b>	<b>7</b>	<b>4</b>	<b>11</b>	<b>1.0-2</b>	<b>0</b>	<b>1</b>	<b>1</b>	<b>0</b>	<b>1</b>	<b>2-15</b>



# 78


## Vidal Alexander

**Offensive Tackle**  
 6-6 • 350 • Fr. • HS  
 Buford, Ga. (Buford)

### TRUE FRESHMAN SEASON (2012)

Season Totals: 241 snaps, 17 knockdowns ... Has appeared in all seven games with three starts at right tackle ... Played 81 snaps against South Carolina and posted a season-best seven knockdowns ... Started at right tackle for the second-straight game at Florida and finished with three knockdowns in 53 snaps ... Made the first start of his career at right tackle against Towson and played all 61 snaps with two knockdown blocks ... Saw extensive action at right tackle against Idaho, playing 32 snaps with five knockdowns ... Competed in three snaps on the o-line versus Washington ... Played his first snaps at LSU in the season opener against North Texas, seeing action in 11 plays ... Enrolled early in the spring of 2012 and has used the added practice to solidify himself as the backup at right tackle in his first season at LSU ... One of the top offensive linemen in the nation as a senior at Buford High School.

... One of the top offensive linemen in the nation as a senior at Buford High School.



# 30

## Drew Alleman

**Placekicker**  
 5-11 • 183 • Sr. • 1L  
 Lafayette, La. (Acadiana)

### • 2012 Lou Groza Award Watch List

### SENIOR SEASON (2012)

One of the best placekickers in the nation who returns as the starter for the second straight season ... Ranks as the second-most accurate kicker in school history at .818 (27 of 33) behind Josh Jasper's .839 (47 of 56) ... Currently holds the second-longest streak in school history with 89 consecutive made PATs, only trailing David Brown's record of 109 straight ... Holds sole possession of ninth place in LSU career field goals made with 27 ... Ranks second in the SEC in scoring for kickers with an average of 8.6 points per game ... Matched his career high with four field goal attempts against South Carolina and made three (23, 20, 22), missing from 32 ... Hit both field goal attempts at Florida from 31 and 21 yards ... Made 1-2 field goals against Towson, hitting from 23 and missing from 51 ... Converted 1-2 field goals at Auburn, hitting from 30 yards and missing from 34 ... Was not called upon to kick a field goal against Idaho but nailed all nine of his PAT attempts ... Hit a perfect 2-2 on field goals and 5-5 on PATs against Washington ... Made 2-3 field goals in the season opener against North Texas, tying his career long with a 44-yarder while also adding a 30-yarder ... Had a string of 11 straight field goals made snapped when he missed from 34 yards in the second quarter against North Texas ... Finished his junior campaign as a 2011 Lou Groza Award Semifinalist.

### CAREER HIGHS

Field Goals Attempted: 4, twice (Last: vs. South Carolina, 2012; First: at Mississippi State, 2011)  
 Field Goals Made: 4 at Mississippi State, 2011  
 Long FG: 44, twice (Last: vs. North Texas, 2012; First: vs. Oregon, 2011)  
 Kickoffs: 8 vs. Oregon, 2011  
 Kickoff Yards: 481 vs. Oregon, 2011  
 Kickoff Avg.: 65.0 vs. McNeese State, 2010  
 Punts: 2 vs. Tulane, 2009  
 Punting Yards: 51 vs. Tulane, 2009  
 Punting Avg.: 25.5 vs. Tulane, 2009

### ALLEMAN'S CAREER FIELD GOAL TOTALS

YEAR	FGM-FGA	1-19	20-29	30-39	40-49	50-99	LG	PAT	POINTS
2011	16-18	2-2	6-6	5-6	3-3	0-1	44	62-63	110
2012	11-15	1-1	5-5	4-7	1-1	0-1	44	27-27	60
<b>Totals</b>	<b>27-33</b>	<b>3-3</b>	<b>11-11</b>	<b>9-13</b>	<b>4-4</b>	<b>0-2</b>	<b>44</b>	<b>89-90</b>	<b>170</b>

### ALLEMAN'S CAREER KICKOFF STATS

YEAR	G-GS	NO.	YDS.	AVG.	TB	OB
2009	1-0	0	0	0	0	0
2010	2-0	7	444	63.4	0	0
2011	13-0	13	725	55.8	0	0
2012	7-0	0	0	0	0	0
<b>Totals</b>	<b>23-0</b>	<b>20</b>	<b>1,169</b>	<b>58.45</b>	<b>0</b>	<b>0</b>

### ALLEMAN'S CAREER PUNTING TOTALS

YEAR	NO.	YDS.	AVG.	LG	I20	TB
2009	2	51	25.5	33	1	0
2010	0	0	0	0	0	0
2011	0	0	0	0	0	0
2012	0	0	0	0	0	0
<b>Totals</b>	<b>2</b>	<b>51</b>	<b>25.5</b>	<b>33</b>	<b>1</b>	<b>0</b>



# 57

## Lamin Barrow

**Linebacker**  
 6-2 • 232 • Jr. • 2L  
 Marrero, La. (John Ehret)

### JUNIOR SEASON (2012)

Is the starter at the Will linebacker position ... Ranks as the team's second-leading tackler with 51 stops through seven games ... Set a career high in total tackles for the second straight week as he posted 12 stops against South Carolina, including one TFL and a QB hurry ... Made a career-high nine tackles, including 2.0 TFLs, at Florida ... Credited with two QB hurries, one PBU and six tackles versus Towson ... Finished second on the team with six total tackles, including one TFL and a QB hurry, at Auburn ... Led the team with eight tackles against North Texas ... Third-leading tackler for the Tigers against Washington with five stops.

### CAREER HIGHS

Total tackles: 12 vs. South Carolina, 2012  
 Tackles for loss: 2.0 at Florida, 2012

### BARROW'S CAREER DEFENSIVE STATS

YEAR	G-GS	UT	AT	TT	TFL	SACKS	PBU	QBH	INT	FF	FR
2010	12-1	8	10	18	0.5-0	0	0	0	0	0	1-0
2011	13-1	4	13	17	1.0-5	0	0	0	0	0	0
2012	7-7	24	27	51	4.0-4	0	1	4	0	0	0
<b>Totals</b>	<b>31-9</b>	<b>36</b>	<b>50</b>	<b>86</b>	<b>5.5-9</b>	<b>0</b>	<b>1</b>	<b>4</b>	<b>0</b>	<b>0</b>	<b>1-0</b>



**3**  
**Odell Beckham, Jr.**  
 Wide Receiver  
 6-0 • 187 • So. • 1L  
 New Orleans, La. (Isidore Newman School)

**SOPHOMORE SEASON (2012)**

Team leader in catches (22), receiving yards (385) and yards per catch (17.5) ... Led the team with four grabs for 78 yards at Florida, including a career-long 56-yard reception ... Set career highs with 128 receiving yards and two TD catches against Towson, becoming the first LSU receiver to catch multiple TDs since Rueben Randle vs. Auburn last year ... His 128 receiving yards against Towson is his first 100-yard receiving game ... Displayed his tremendous athleticism with a 70-yard punt return for a touchdown against North Texas ... Also had a 76-yard return for a TD versus North Texas negated by a block in the back penalty ... A preseason All-SEC selection, he will be counted on as a "go-to" receiver and punt returner.

**CAREER HIGHS**

Receptions: 8 at Mississippi State, 2011  
 Yards: 128 vs. Towson, 2012  
 Long: 56 at Florida, 2012  
 Touchdowns: 2 vs. Towson, 2012

**BECKHAM JR.'S CAREER RECEIVING STATS**


YEAR	G-GS	REC.	YDS.	TD	LG
2011	14-9	41	475	2	52
2012	7-7	22	385	2	56
<b>Totals</b>	<b>21-16</b>	<b>63</b>	<b>860</b>	<b>4</b>	<b>56</b>

**BECKHAM JR.'S CAREER PUNT RETURN STATS**

YEAR	NO.	YDS.	AVG.	TD	LG
2011	9	77	8.6	0	36
2012	21	174	8.3	1	70 (TD)
<b>Totals</b>	<b>30</b>	<b>251</b>	<b>8.4</b>	<b>1</b>	<b>70 (TD)</b>

**BECKHAM JR.'S CAREER KICKOFF RETURN STATS**

YEAR	NO.	YDS.	AVG.	TD	LG
2011	5	120	24.0	0	34
2012	4	74	18.5	0	34
<b>Totals</b>	<b>9</b>	<b>194</b>	<b>21.5</b>	<b>0</b>	<b>34</b>



**4**  
**Alfred Blue**  
 Running Back  
 6-2 • 220 • Jr. • 2L  
 Boutte, La. (Hahnville)

**JUNIOR SEASON (2012)**

Injured against Idaho and missed the Auburn game ... Picked up 46 yards and a touchdown on 10 carries against Idaho ... Ran for 101 yards and a touchdown on 14 carries against Washington ... Became the first Tiger to rush for 100 yards in back-to-back games since Stevan Ridley in 2010 and the first to do it in the first two games of a season since Charles Scott in 2008 ... Made his third career start against North Texas and set a career high with 123 rushing yards while tying his personal best of 16 carries ... Joined with Kenny Hilliard to become the first LSU duo each to rush for 100 yards in the season opener since 1982 ... A versatile back who has speed to hit the corner and toughness to run between the tackles ... Started the first three games of the season.

**RUSHING CAREER HIGHS**

Attempts: 16, twice (Last: vs. North Texas, 2012; First: vs. Kentucky, 2011)  
 Yards: 123 vs. North Texas, 2012  
 Touchdowns: 2 vs. Western Kentucky, 2011  
 Long: 57 at Ole Miss, 2011

**RECEIVING CAREER HIGHS**


Receptions: 3 vs. Idaho, 2012  
 Yards: 22 vs. Idaho, 2012  
 Touchdowns: 0  
 Long: 14 vs. Washington, 2012

**BLUE'S CAREER RUSHING STATS**

YEAR	G-GS	ATT.	YDS.	TD	LG
2010	11-1	20	101	1	16
2011	13-1	78	539	7	57
2012	3-3	40	270	2	37
<b>Totals</b>	<b>27-5</b>	<b>138</b>	<b>910</b>	<b>10</b>	<b>57</b>

**BLUE'S CAREER RECEIVING STATS**

YEAR	G-GS	REC.	YDS.	TD	LONG
2010	11-1	1	1	0	1
2011	13-1	3	-3	0	2
2012	3-3	7	45	0	14
<b>TOTALS</b>	<b>27-5</b>	<b>11</b>	<b>43</b>	<b>0</b>	<b>14</b>



**86**  
**Kadron Boone**  
 Wide Receiver  
 6-0 • 207 • Jr. • 2L  
 Ocala, Fla.  
 (Trinity Catholic)

**JUNIOR SEASON (2012)**


One of the most experienced receivers having played in all 34 games in his career with six starts ... Leads the team with three receiving TDs ... Tied his career best with three catches against Towson ... Led LSU's receivers with three catches for 49 yards at Auburn, including a 29-yard reception in the third quarter that set up the field goal that turned out to be the game winner ... Caught a TD pass in three straight games to open the season, including a 17-yard catch and run against Idaho ... Caught a touchdown pass on a 32-yard strike from Zach Mettenberger against Washington ... Hauled in two catches for 46 yards, including a 34-yard touchdown against North Texas.

**CAREER HIGHS**

Receptions: 3, twice (Last: vs. Towson, 2012; First: at Auburn, 2012)  
 Yards: 49 at Auburn, 2012  
 Touchdowns: 1, five times (Last: vs. Idaho, 2012)  
 Long: 34 vs. North Texas, 2012

**BOONE'S CAREER RECEIVING STATS**

YEAR	G-GS	REC.	YDS.	TD	LONG
2010	13-0	4	52	0	24
2011	14-4	7	82	2	21
2012	7-2	11	183	3	34
<b>TOTALS</b>	<b>34-6</b>	<b>22</b>	<b>317</b>	<b>5</b>	<b>34</b>



**88**  
**Chase Clement**  
 Tight End  
 6-5 • 265 • Sr. • 3L  
 Thibodaux, La. (E.D. White)

• 2012 Mackey Award Watch List

**SENIOR SEASON (2012)**

Starting tight end for the Tigers ... Played in 47 games with 16 starts ... Has four receptions this season for 44 yards ... Tied his career long with a 27-yard reception against Towson.

**CAREER HIGHS**

Receptions: 2, twice (Last: at Alabama, 2011)  
 Yards: 40 vs. Auburn, 2011  
 Touchdowns: 1 at West Virginia, 2011  
 Long: 27, twice (Last: vs. Towson, 2012; First: vs. Auburn, 2011)

**CLEMENT'S CAREER RECEIVING STATS**

YEAR	G-GS	REC.	YDS.	TD	LG
2009	13-0	0	0	0	0
2010	13-8	2	42	0	21
2011	14-1	7	96	1	27
2012	7-7	4	44	0	27
<b>TOTALS</b>	<b>47-16</b>	<b>13</b>	<b>182</b>	<b>1</b>	<b>27</b>



**32**  
**Jalen Collins**  
 Cornerback  
 6-0 • 180 • Fr. • RS  
 Olive Branch, Miss. (Olive Branch)

**REDSHIRT FRESHMAN SEASON (2012)**

Made two tackles and a PBU versus South Carolina ... Recorded two PBUs on tipped passes that led to interceptions by Ronald Martin against Idaho ... Saw his first action as a Tiger in the season opener against North Texas ... Athletic defensive back who will see action at one of the cornerback positions in 2012 ... Came on strong in spring drills and was recipient of the "Most Improved" award.

**CAREER HIGHS**

Total tackles: 4 vs. Towson, 2012  
 PBUs: 2 vs. Idaho, 2012

**COLLINS' CAREER DEFENSIVE STATS**

YEAR	G-GS	UT	AT	TT	TFL	SACKS	PBU	QBH	INT	FF	FR
2012	7-0	5	6	11	0-0	0	3	0	0	0	0
<b>Totals</b>	<b>7-0</b>	<b>5</b>	<b>6</b>	<b>11</b>	<b>0-0</b>	<b>0</b>	<b>3</b>	<b>0</b>	<b>0</b>	<b>0</b>	<b>0</b>



**70**

**La'el Collins**

**Offensive Guard**  
6-5 • 321 • So. • 1L  
Baton Rouge, La. (Redemptorist)

**SOPHOMORE SEASON (2012)**

Started all seven games at left guard ... Season Totals: 421 snaps, 30.5 knockdowns ... Set a career high and led the team with 10 knockdowns in 81 plays versus South Carolina ... Recorded three knockdowns in 53 snaps at Florida ... Played 59 snaps against Towson and recorded 2.5 knockdowns ... Saw action in all 70 offensive snaps and produced 5.5 knockdowns at Auburn ... Played 60 snaps and posted one knockdown versus Idaho ... Led the team with 5.5 knockdowns on 62 snaps against Washington ... Made his first career start against North Texas and earned three knockdowns in 36 snaps ... Saw action in 46 snaps on the offensive line in 2011 and posted five knockdown blocks.



**44**

**J.C. Copeland**

**Fullback**  
6-1 • 272 • Jr. • 1L  
LaGrange, Ga. (Troup County)

**JUNIOR SEASON (2012)**

Made his first career reception for seven yards at Florida ... Carried the ball once for a one-yard TD against Towson ... Rushed for a touchdown in back-to-back games after he scored from one yard out versus Washington ... Scored his first career touchdown on a five-yard dive against North Texas ... A wrecking ball in the backfield for the Tigers who takes pride in blocking defensive linemen ... Listed as the starter at fullback after sharing time with James Stampley at the position last year ... A converted defensive lineman who enters just his second full season at fullback after making the move from defense to offense as a freshman.

**CAREER HIGHS**

Attempts: 4 vs. North Texas, 2012  
Yards: 33 vs. North Texas, 2012  
Touchdowns: 1, three (Last: vs. Towson, 2012)  
Long: 16 vs. North Texas, 2012

**COPELAND'S CAREER RUSHING STATS**

YEAR	G-GS	ATT.	YDS.	TD	LONG
2010	4-0	0	0	0	0
2011	14-4	2	0	0	0
2012	7-6	12	53	3	16
<b>TOTALS</b>	<b>25-10</b>	<b>14</b>	<b>53</b>	<b>3</b>	<b>16</b>



**77**

**Josh Downs**

**Defensive Tackle**  
6-1 • 287 • Sr. • 3L  
Bastrop, La. (Bastrop)

**SENIOR SEASON (2012)**


One of LSU's most experienced interior defensive linemen having played in 42 games ... Tallied his second career sack and earned a career-best 1.5 TFLs against South Carolina ... Started at Florida and recorded half a sack ... Made his second career start against North Texas and finished with four tackles.

**CAREER HIGHS**

Total tackles: 4, twice (Last: vs. North Texas, 2012; First: vs. Auburn, 2009)  
Tackles for loss: 1.5 vs. South Carolina, 2012  
Sacks: 1, twice (Last: vs. South Carolina, 2012; First: vs. North Carolina, 2010)

**DOWN'S' CAREER DEFENSIVE STATS**

YEAR	G-GS	UT	AT	TT	TFL	SACKS	PBU	QBH	INT	FF	FR
2009	11-0	2	7	9	3.5-8	0	0	0	0	0	0
2010	12-0	2	8	10	2.0-12	1.0-9	0	0	0	0	0
2011	12-1	3	6	9	0.5-1	0	0	1	0	0	0
2012	7-4	1	9	10	2.0-13	1.5-13	0	0	0	0	0
<b>TOTALS</b>	<b>42-5</b>	<b>8</b>	<b>30</b>	<b>38</b>	<b>8.0-34</b>	<b>2.5-22</b>	<b>0</b>	<b>1</b>	<b>0</b>	<b>0</b>	<b>0</b>



**68**

**Josh Dworaczky**

**Offensive Lineman**  
6-6 • 300 • Sr. • 3L  
New Iberia, La. (Catholic-New Iberia)

**SENIOR SEASON (2012)**

Moved to left tackle after Chris Faulk went down before the Washington game and has started and served as a backup at that spot ... Season Totals: 285 snaps, 13.5 knockdowns ... Started at left tackle versus South Carolina and tallied two knockdowns in 81 snaps ... Played nine snaps and earned one knockdown at Florida ... Did not play against Towson ... Earned 4.5 knockdowns in 70 snaps at Auburn ... Was in on 28 plays against Idaho and registered 1.5 knockdowns ... Recorded three knockdowns in 66 snaps making his first career start at left tackle against the Huskies ... Played in 31 snaps against North Texas and tallied 1.5 knockdowns ... Listed as the backup at left guard but can play all five positions across the line ... LSU's most experienced offensive lineman entering the 2012 season ... Granted a sixth year of eligibility by the NCAA after missing the entire 2011 season with a knee injury ... Has appeared in 40 career games ... A bright student in the classroom who has twice been named to the SEC Academic Honor Roll ... Has already earned his first undergraduate degree having done so in May 2011 and is currently pursuing a second degree in sports administration.



**89**

**Lavar Edwards**

**Defensive End**  
6-5 • 258 • Sr. • 3L  
Gretna, La. (Desire Street Academy)

**SENIOR SEASON (2012)**

Ranks 10th in the SEC with 3.5 sacks ... Registered a sack for the second-straight game at Florida ... Earned a career-high seven tackles, including 1.5 sacks, against Towson ... Intercepted a pass and returned it 23 yards for a touchdown against Idaho and also made 0.5 TFL ... His INT for a TD against Idaho was the first pick-six for an LSU defensive lineman since Marcus Spears returned an INT 35 yards for a TD against Mississippi State in 2004 ... Recorded LSU's first sack of the season for a six-yard loss against Washington ... Made his 10th career start in the opener against North Texas and posted a tackle for a loss ... Rotates at both defensive end positions as well as defensive tackle in certain packages.

**CAREER HIGHS**

Total tackles: 7 vs. Towson, 2012  
Tackles for loss: 2 vs. Louisiana Tech, 2009  
Sacks: 1.5 vs. Towson, 2012  
Interceptions: 1, twice (Last: vs. Idaho, 2012; First: vs. Ole Miss, 2010)

**EDWARDS' CAREER DEFENSIVE STATS**

YEAR	G-GS	UT	AT	TT	TFL	SACKS	PBU	QBH	INT	FF	FR
2009	12-1	9	14	23	4.5-21	2.5-16	2	1	0	1	0
2010	13-7	9	12	21	4.0-23	2.5-18	1	0	1-17	1	1-29
2011	14-1	9	17	26	4.5-16	1.0-5	2	2	0	0	1-0
2012	7-4	8	8	16	6.0-39	3.5-24	0	2	1-23	0	0
<b>TOTALS</b>	<b>46-13</b>	<b>35</b>	<b>51</b>	<b>86</b>	<b>19.0-99</b>	<b>9.5-63</b>	<b>5</b>	<b>5</b>	<b>2-40</b>	<b>2</b>	<b>2-29</b>



**34**

**Micah Eugene**

**Safety**  
5-11 • 190 • Fr. • RS  
Lafayette, La. (Acadiana HS)

**REDSHIRT FRESHMAN SEASON (2012)**

Ranks third on the team with 3.0 sacks this season ... Posted two solo sacks at Auburn in a game that LSU finished with 14.0 TFLs ... Earned a sack against Washington on his second career tackle and also tallied a PBU against the Huskies ... Played in his first game as a Tiger and made one tackle against North Texas ... Talented defensive back who will primarily backup Craig Loston at the strong safety position in 2012 ... A recipient of the "Most Improved" award for outstanding work during 2012 spring drills.

**CAREER HIGHS**

Total tackles: 3, twice (Last: at Auburn, 2012; First: vs. Washington, 2012)  
Tackles for loss: 2.0 at Auburn, 2012  
Sacks: 2.0 at Auburn, 2012

**EUGENE'S CAREER DEFENSIVE STATS**

YEAR	G-GS	UT	AT	TT	TFL	SACKS	PBU	QBH	INT	FF	FR
2012	7-0	11	2	13	3.0-14	3.0-14	1	0	0	0	0
<b>TOTALS</b>	<b>7-0</b>	<b>11</b>	<b>2</b>	<b>13</b>	<b>3.0-14</b>	<b>3.0-14</b>	<b>1</b>	<b>0</b>	<b>0</b>	<b>0</b>	<b>0</b>



**76**  
**Chris Faulk**  
 Offensive Tackle  
 6-6 • 323 • Jr. • 2L  
 Slidell, La. (Northshore)

- 2012 Lombardi Award Watch List
- 2012 Outland Trophy Watch List

**JUNIOR SEASON (2012)**

Suffered what appears to be a season-ending knee (right) injury during practice the week of the Washington game ... Was the returning starter at left tackle for LSU ... Has started 16 times in 26 career games played ... Played 67 snaps versus North Texas and posted 4.5 knockdowns ... One of the best offensive linemen in the Southeastern Conference ... Posted 73.5 knockdowns in 768 plays at left tackle in 2011.



**22**  
**Ronnie Feist**  
 Linebacker  
 6-2 • 230 • Fr. • HS  
 Edgard, La. (West St. John)

**TRUE FRESHMAN SEASON (2012)**

Saw his first action against North Texas ... A top linebacker prospect who will bring the combination of speed and strength to the field for LSU ...

Graduated early and enrolled at LSU in spring 2012.

**FEIST'S CAREER DEFENSIVE STATS**

YEAR	G-GS	UT	AT	TT	TFL	SACKS	PBU	QBH	INT	FF	FR
2012	5-0	1	2	3	0	0	0	0	0	0	0
<b>TOTALS</b>	<b>5-0</b>	<b>1</b>	<b>2</b>	<b>3</b>	<b>0</b>	<b>0</b>	<b>0</b>	<b>0</b>	<b>0</b>	<b>0</b>	<b>0</b>



**9**  
**Ego Ferguson**  
 Defensive Tackle  
 6-3 • 308 • So. • 1L  
 Frederick, Md. (Hargrave (Va.) Military Academy)

**SOPHOMORE SEASON (2012)**

Registered half a tackle for a loss against Washington ... Serves as a backup at defensive tackle for the second straight season ... Possesses tremendous size and strength and lends great depth.

**CAREER HIGHS**

Total tackles: 4 vs. Florida, 2011  
 Tackles for loss: 0.5, twice (Last: vs. Washington, 2012; First: vs. Kentucky, 2011)

**FERGUSON'S CAREER DEFENSIVE STATS**

YEAR	G-GS	UT	AT	TT	TFL	SACKS	INT	PBU	QBH	FF	FR
2011	13-0	3	10	13	0.5-0	0	0	1	0	0	0
2012	7-0	1	4	5	0.5-1	0	0	0	0	0	0
<b>Totals</b>	<b>20-0</b>	<b>4</b>	<b>14</b>	<b>18</b>	<b>1.0-1</b>	<b>0</b>	<b>0</b>	<b>1</b>	<b>0</b>	<b>0</b>	<b>0</b>



**50**  
**Reid Ferguson**  
 Long Snapper  
 6-2 • 235 • Fr. • HS  
 Buford, Ga. (Buford)

**TRUE FRESHMAN SEASON (2012)**

Handles all snapping duties for the Tigers ... Made his LSU debut against North Texas and has made every snap on punts, field goals and PAT attempts this season ... Graduated early from Buford High School and enrolled at LSU in spring 2012 ... An accurate and powerful long snapper with strong blocking ability.



**42**  
**Michael Ford**  
 Running Back  
 5-10 • 216 • Jr. • 2L  
 Leesville, La. (Leesville)

**JUNIOR SEASON (2012)**

Led the team with 11 carries for 76 yards and one TD against Towson ... Scored LSU's lone touchdown in the victory at Auburn on a one-yard scamper and finished the game with 41 yards on eight carries, an average of 5.1 yards a run ... Returned kickoffs for the first time in his career against Idaho and finished with three returns for 99 yards and a long of 42 ... Picked up 50 yards rushing on eight carries against North Texas ... One of the most experienced running backs on the squad ... Has played in 31 games with five career starts.

**CAREER HIGHS**

Attempts: 14 vs. Oregon, 2011  
 Yards: 96, twice (Last: vs. Arkansas, 2011; First: vs. Oregon, 2011)  
 Touchdowns: 2, four times (Last: at West Virginia, 2011)  
 Long: 49 vs. Arkansas, 2011

**FORD'S CAREER RUSHING STATS**

YEAR	G-GS	ATT.	YDS.	TD	LG
2010	10-2	45	244	3	36 (TD)
2011	14-3	127	756	7	49
2012	7-0	49	279	2	22
<b>Totals</b>	<b>31-5</b>	<b>221</b>	<b>1,279</b>	<b>12</b>	<b>49</b>

**FORD'S CAREER RECEIVING STATS**

YEAR	G-GS	REC.	YDS.	TD	LG
2010	10-2	2	30	1	27
2011	14-3	4	10	0	6
2012	7-0	1	2	0	2
<b>Totals</b>	<b>31-5</b>	<b>7</b>	<b>42</b>	<b>1</b>	<b>27</b>

**FORD'S CAREER KICKOFF RETURN STATS**

YEAR	NO.	YDS.	AVG.	TD	LG
2010	0	0	0	0	0
2011	0	0	0	0	0
2012	6	176	29.3	0	42
<b>Totals</b>	<b>6</b>	<b>176</b>	<b>29.3</b>	<b>0</b>	<b>42</b>



**30**  
**James Hairston**  
 Kickoff/Placekicker  
 6-1 • 220 • So. • 1L  
 Dallas, Texas (Jesuit College Prep School)

**SOPHOMORE SEASON (2012)**


Possesses a strong leg and serves as the kickoff specialist for the second straight season ... Has produced 35 touchbacks in his career, including 19 in 2012 ... Great accuracy and control on his kicks, as he has never had a ball go out of bounds on a kickoff ... Set career highs with 10 kickoffs and 642 kickoff yards against Idaho, including four touchbacks ... Kicked off eight times against North Texas with four touchbacks with an average of 62.5 yards (reaching the three-yard line).

**CAREER HIGHS**

Kickoffs: 10 vs. Idaho, 2012  
 Kickoff Yards: 642 vs. Idaho, 2012  
 Kickoff Avg.: 67.3 at Tennessee, 2011  
 Touchbacks: 5, twice (Last: vs. Washington, 2012; First: vs. Arkansas, 2011)

**HAIRSTON'S CAREER KICKOFF STATS**

YEAR	G-GS	NO.	YDS.	AVG.	TB	OB
2011	11-0	70	4,601	65.7	16	0
2012	7-0	45	2,837	63.0	19	0
<b>Totals</b>	<b>18-0</b>	<b>115</b>	<b>7,438</b>	<b>64.7</b>	<b>35</b>	<b>0</b>



33

**Jeremy Hill**

Running Back  
6-2 • 235 • Fr. • HS  
Baton Rouge, La. (Redemptorist)

- 2012 SEC Co-Freshman Player of the Week (vs. So Car)

**TRUE FRESHMAN SEASON (2012)**

Earned SEC Co-Freshman of the Week honors after he set a career high with 124 rushing yards, with 118 coming in the second half, and scored two touchdowns on 17 carries against South Carolina ... Caught a screen pass and took it 20 yards at Florida ... Made his first career reception for four yards against Towson ... Saw his first action as a Tiger against Idaho and rushed 10 times for 61 yards and two touchdowns ... The biggest of LSU's running backs, he is a force between tackles ... One of the top running backs coming out of Louisiana in 2010.

**CAREER HIGHS**

Attempts: 17 vs. South Carolina, 2012  
Yards: 124 vs. South Carolina, 2012  
Touchdowns: 2, twice (Last: vs. South Carolina, 2012; First: vs. Idaho, 2012)  
Long: 50 vs. South Carolina, 2012

**HILL'S CAREER RUSHING STATS**

YEAR	G-GS	ATT.	YDS.	TD	LG
2012	5-0	30	195	4	50
<b>Totals</b>	<b>5-0</b>	<b>30</b>	<b>195</b>	<b>4</b>	<b>50</b>

**HILL'S CAREER RECEIVING STATS**

YEAR	G-GS	REC.	YDS.	TD	LG
2012	5-0	3	45	0	21
<b>Totals</b>	<b>5-0</b>	<b>3</b>	<b>45</b>	<b>0</b>	<b>21</b>



27

**Kenny Hilliard**

Running Back  
6-0 • 231 • So. • 1L  
Patterson, La. (Patterson)

**SOPHOMORE SEASON (2012)**

LSU's leading rusher with 415 yards on 68 carries through seven games ... Has produced 14 rushing touchdowns in 20 career games played ... Made his first career start at Auburn and tallied 40 yards rushing on 10 carries ... Recorded three straight multi-rushing touchdown games, becoming the first LSU player to do it since LaBrandon Toefield in 2001 (3 vs. Ala, 2 vs. Middle Tenn., 3 vs. Ark) ... Became the first LSU RB to rush for 2 TDs in each of the first three games of the season since Charles Alexander in 1978 ... Cracked the century mark rushing for the second time this season and third in his career with 116 yards and two touchdowns against Idaho ... Ran for two TDs and 46 yards against Washington ... Rushed for a career-high 141 yards and 2 TDs on 13 carries against North Texas ... Joined with Alfred Blue to become the first duo of LSU running backs each to eclipse 100 yards rushing in a season opener since 1982 ... Nephew of former LSU and New Orleans Saints standout running back Dalton Hilliard.

**CAREER HIGHS**

Attempts: 19 vs. Arkansas, 2011  
Yards: 141 vs. North Texas, 2012  
Touchdowns: 2, six times (Last: vs. Idaho, 2012; First: vs. Auburn, 2011)  
Long: 71 vs. Idaho, 2012

**HILLIARD'S CAREER RUSHING STATS**

YEAR	G-GS	ATT.	YDS.	TD	LG
2011	13-0	62	336	8	25
2012	7-1	68	415	6	71
<b>Totals</b>	<b>20-1</b>	<b>130</b>	<b>751</b>	<b>14</b>	<b>71</b>

**HILLIARD'S CAREER RECEIVING STATS**

YEAR	G-GS	REC.	YDS.	TD	LG
2011	13-0	3	13	1	8
2012	7-1	2	17	0	10
<b>Totals</b>	<b>20-1</b>	<b>5</b>	<b>30</b>	<b>1</b>	<b>10</b>



72

**Alex Hurst**

Offensive Tackle  
6-6 • 331 • Sr. • 3L  
Bartlett, Tenn. (Arlington)

- 2012 Lombardi Award Watch List
- 2012 Outland Trophy Watch List

**SENIOR SEASON (2012)**

Holds 30 career starts with appearances in 41 contests ... Starter at right tackle for the third-straight year ... Season Totals: 356 snaps, 25.0 knockdowns ... Started at left tackle for the second-straight game at Florida and tallied 2.5 knockdown blocks in 43 snaps ... Made his first start at left tackle and registered 5.5 knockdowns in 59 plays against Towson ... Played 70 snaps and posted five knockdowns at Auburn ... Started at right tackle and saw time at left tackle for the first time in his career against Idaho after starter Josh Dworaczyk left the game, and he finished with four knockdowns in 60 snaps ... Posted 2.5 knockdowns in 66 plays versus Washington ... Opened the 2012 season with 5.5 knockdowns in 58 plays against North Texas ... Finished the 2011 season with 71.5 knockdowns in 811 plays ... Holds a career high with 10.5 knockdowns in 75 plays versus Arkansas in 2011.



84

**Nic Jacobs**

Tight End  
6-5 • 265 • So. • 5Q  
Many, La. (Many)

**SOPHOMORE SEASON (2012)**

Has seen action in 17 career games with one start ... Made the first start of his career at Florida and had two catches for 22 yards ... Made the first catch of his career for 21 yards against Towson ... Listed as the No. 2 tight end behind Chase Clement ... Served as a backup tight end and special teams contributor as a redshirt freshman.

**JACOBS' CAREER RECEIVING STATS**

YEAR	G-GS	REC.	YDS.	TD	LG
2011	10-0	0	0	0	0
2012	7-1	3	43	0	21
<b>Totals</b>	<b>17-1</b>	<b>3</b>	<b>43</b>	<b>0</b>	<b>21</b>



90

**Anthony Johnson**

Defensive Tackle  
6-3 • 304 • So. • 1L  
New Orleans, La. (O. Perry Walker)

**SOPHOMORE SEASON (2012)**


Has played in 21 games with three starts ... Ranks 10th in the SEC and is third on the team with 7.0 TFLs ... Registered one tackle for a loss against South Carolina ... Posted half a sack at Florida ... Credited with half a sack, 1.0 TFLs and five tackles against Towson ... Tallied his second career sack and made 2.0 TFLs at Auburn ... Made the first start of his career against Idaho and led the team with 1.5 TFLs and added five tackles ... Earned half a tackle for a loss versus Washington ... Made his presence known against North Texas when he earned a half tackle for a loss, a PBU and a QB hurry ... Tremendous talent who plays in the defensive tackle rotation.

**CAREER HIGHS**

Total tackles: 5, twice (Last: vs. Towson, 2012; First: vs. Idaho, 2012)  
Tackles for loss: 2.0, twice (Last: at Auburn, 2012; First: at Mississippi State, 2011)  
Sacks: 1.0, twice (Last: at Auburn, 2012; First: at Mississippi State, 2011)

**JOHNSON'S CAREER DEFENSIVE STATS**

YEAR	G-GS	UT	AT	TT	TFL	SACKS	PBU	QBH	INT	FF	FR
2011	14-0	6	6	12	3.0-10	1.0-5	0	0	0	0	0
2012	7-3	9	14	23	7.0-20	2.0-13	1	2	0	0	0
<b>Totals</b>	<b>21-3</b>	<b>15</b>	<b>20</b>	<b>35</b>	<b>10.0-30</b>	<b>3.0-18</b>	<b>1</b>	<b>2</b>	<b>0</b>	<b>0</b>	<b>0</b>




**45**  
**Deion Jones**  
 Linebacker  
 6-2 • 202 • Fr. • HS  
 New Orleans, La. (Jesuit)

**TRUE FRESHMAN SEASON (2012)**  
 Tallied two QB hurries against Towson ... Made his second career tackle for a loss at Auburn ... Posted a tackle for a loss and a quarterback hurry in his first game as a Tiger against North Texas ... Backup at the Will linebacker who sees significant action on special teams ... Highly regarded linebacker out of New Orleans ... Goes by the nickname "Debo."

**CAREER HIGHS**  
 Total tackles: 2, five times (Last: at Florida, 2012; First: vs. North Texas, 2012)  
 Tackles for loss: 1.0, twice (Last: at Auburn, 2012; First: vs. North Texas, 2012)

**JONES' CAREER DEFENSIVE STATS**

YEAR	G-GS	UT	AT	TT	TFL	SACKS	PBU	QBH	INT	FF	FR
2012	7-0	4	7	11	2.0-8	0	0	3	0	0	0
<b>Totals</b>	<b>7-0</b>	<b>4</b>	<b>7</b>	<b>11</b>	<b>2.0-8</b>	<b>0</b>	<b>0</b>	<b>3</b>	<b>0</b>	<b>0</b>	<b>0</b>




**38**  
**Jamie Keehn**  
 Punter  
 6-4 • 222 • Fr. • HS  
 Queensland, Australia (The Rock Hampton GS)

**TRUE FRESHMAN SEASON (2012)**  
 Filled in for an injured Brad Wing against North Texas and punted three times for an average 41 yards with a long of 51 and one punt inside the 20-yard line ... Did not play football in high school ... Spent time at Prokick Australia where he developed his punting ability after high school.

**KEEHN'S CAREER HIGHS**  
 Punts: 3 vs. North Texas, 2012  
 Punting Yards: 123 vs. North Texas, 2012  
 Punting Avg.: 41.0 vs. North Texas, 2012  
 Long: 51 vs. North Texas, 2012

**KEEHN'S CAREER PUNTING TOTALS**

YEAR	NO.	YDS.	AVG.	LG	I20	TB	50+
2012	3	123	41.0	51	1	0	1
<b>Totals</b>	<b>3</b>	<b>123</b>	<b>41.0</b>	<b>51</b>	<b>1</b>	<b>0</b>	<b>1</b>



**80**  
**Jarvis Landry**  
 Wide Receiver  
 6-1 • 195 • So. • 1L  
 Litcher, La. (Litcher)

**SOPHOMORE SEASON (2012)**  
 Ranks fourth in the SEC with two fumble recoveries, both on punt coverage ... Tied for the team lead with 22 receptions this season ... Led the team with four catches for 55 yards against South Carolina ... Recovered a muffed punt against Towson ... Recovered the muffed punt in the third quarter that led to LSU's game-winning field goal at Auburn ... Scored the first touchdown of his career on a seven-yard pass from Zach Mettenberger against Idaho and finished with five catches for 35 yards ... Led all receivers with a career-high eight receptions and 82 yards against North Texas ... Will start in three wide receiver sets and will contribute heavily on special teams, including kickoff returns and coverage ... Fantastic receiver with outstanding hands, great route-running ability and solid speed.

**CAREER HIGHS**  
 Receptions: 8 vs. North Texas, 2012  
 Yards: 82 vs. North Texas, 2012  
 Long: 33 vs. North Texas, 2012  
 Touchdowns: 1 vs. Idaho, 2012

**LANDRY'S CAREER RECEIVING STATS**

YEAR	G-GS	REC.	YDS.	TD	LG
2011	14-1	4	43	0	20
2012	7-0	22	219	1	33
<b>Totals</b>	<b>21-1</b>	<b>26</b>	<b>262</b>	<b>1</b>	<b>33</b>

**LANDRY'S CAREER KICKOFF RETURN STATS**

YEAR	NO.	YDS.	AVG.	TD	LG
2011	1	11	11.0	0	11
2012	3	61	20.3	0	22
<b>Totals</b>	<b>4</b>	<b>72</b>	<b>18.0</b>	<b>0</b>	<b>22</b>



**18**  
**Bennie Logan**  
 Defensive Tackle  
 6-3 • 295 • Jr. • 2L  
 Coushatta, La. (Red River)

• 2012 Outland Trophy Watch List

**JUNIOR SEASON (2012)**  
 Credited with an 11-yard sack and forced fumble at Florida ... Posted 0.5 TFLs, one QB hurry and four tackles against Towson ... Tied his career high and led the team with six tackles, including 0.5 TFL, against Idaho ... Recorded a TFL and a QB hurry against Washington ... Opened the season with three tackles and a PBU against North Texas ... Starter at defensive tackle for the second straight year ... One of the leaders of the team ... Will carry on the tradition of the No. 18 jersey that goes to the player that represents the best of what it means to be an LSU Tiger by showing dedication and hard work in every aspect of being a student-athlete.

**CAREER HIGHS**  
 Total tackles: 6, twice (Last: vs. Idaho, 2012; First: vs. Western Kentucky, 2011)  
 Tackles for loss: 3.0 at Mississippi State, 2011  
 Sacks: 1.0, four times (Last: at Florida, 2012)

**LOGAN'S CAREER DEFENSIVE STATS**

YEAR	G-GS	UT	AT	TT	TFL	SACKS	PBU	QBH	INT	FF	FR
2010	3-0	1	4	5	0.5-1	0	0	0	0	0	0
2011	14-13	22	35	57	6.5-17	3.0-13	1	1	0	1	0
2012	7-7	5	12	17	3.5-15	1.0-11	1	2	0	1	0
<b>Totals</b>	<b>24-20</b>	<b>28</b>	<b>51</b>	<b>79</b>	<b>10.5-33</b>	<b>4.0-24</b>	<b>2</b>	<b>3</b>	<b>0</b>	<b>2</b>	<b>0</b>



**64**  
**P.J. Lonergan**  
 Center  
 6-4 • 305 • Sr. • 3L  
 New Orleans, La. (Rummel)

• 2012 Rimington Trophy Watch List

One of the top centers in college football in 2012 ... Is in his third season as starting center ... LSU is 27-5 in games in which he starts ... One of the strongest players ever to play at LSU as he holds the school record in the clean with a 374-pound lift ... Has a career high of 14.5 knockdowns that he recorded in the 2011 season opener against Oregon ... Played in 36 games during his career with 32 starts.

**SENIOR SEASON (2012)**  
 Season Totals: 396 snaps, 21.5 knockdowns ... Played all 81 snaps, posted four knockdowns and anchored a line that paved the way for LSU's best offensive output in an SEC game this year with 406 total yards, including 258 rushing yards against South Carolina ... Posted one knockdown in 52 plays at Florida ... Played 59 snaps and produced 2.5 knockdowns against Towson ... Registered 5.5 knockdowns in 62 snaps at Auburn ... Tallied 2.5 knockdowns in 21 plays against Idaho ... Earned 2.5 knockdowns in 54 plays versus Washington ... Played 67 snaps and tallied 3.5 knockdowns against North Texas in the opener ... Saw action in 677 snaps with 65.5 knockdowns in 2011.



**6**  
**Craig Loston**  
 Safety  
 6-2 • 205 • Jr. • 2L  
 Aldine, Texas (Eisenhower)

**JUNIOR SEASON (2012)**  
 Recorded his first interception of the season and second of his career on the final play of the game to seal LSU's win against South Carolina ... Tallied a TFL against Towson ... Registered a tackle for a loss at Auburn ... Did not play against Idaho ... Posted six tackles against North Texas ... A hard-hitting defender who is the starter at strong safety.

**CAREER HIGHS**  
 Total tackles: 7 vs. Auburn, 2011  
 Tackles for loss: 1, three times (Last: vs. Towson, 2012; First: vs. Ole Miss, 2010)  
 Interceptions: 1, twice (Last: vs. South Carolina, 2012; First: vs. ULM, 2010)

**LOSTON'S CAREER DEFENSIVE STATS**

YEAR	G-GS	UT	AT	TT	TFL	SACKS	PBU	QBH	INT	FF	FR
2010	13-2	12	10	22	1.0-3	0	2	0	1-11	0	0
2011	10-0	8	6	14	0	0	1	0	0	1	0
2012	6-6	10	9	19	2.0-7	0	0	0	1-10	0	0
<b>Totals</b>	<b>29-8</b>	<b>30</b>	<b>25</b>	<b>55</b>	<b>3.0-10</b>	<b>0</b>	<b>3</b>	<b>0</b>	<b>2-21</b>	<b>1</b>	<b>0</b>



23

**Lamar Louis**

Linebacker  
6-0 • 220 • Fr. • HS  
Breaux Bridge, La. (Breaux Bridge)

**TRUE FRESHMAN SEASON (2012)**

Earned his first career start against South Carolina and posted two tackles and two QB hurries ... Played extensive minutes at Florida and earned four tackles, including three solo stops ... Saw his first action as a Tiger against Idaho and recorded three tackles ... Did not play in the first two games while recovering from an injury sustained during fall camp ... A talented linebacker who enrolled in the spring.

**CAREER HIGHS**

Total tackles: 4 at Florida, 2012  
Tackles for loss: 0

**LOUIS' CAREER DEFENSIVE STATS**

YEAR	G-GS	UT	AT	TT	TFL	SACKS	PBU	QBH	INT	FF	FR
2012	5-1	3	6	9	0	0	0	2	0	0	0
<b>Totals</b>	<b>5-1</b>	<b>3</b>	<b>6</b>	<b>9</b>	<b>0</b>	<b>0</b>	<b>0</b>	<b>2</b>	<b>0</b>	<b>0</b>	<b>0</b>



14

**Terrence Magee**

Wide Receiver/Running Back  
5-9 • 212 • So. • SQ  
Franklinton, La. (Franklinton)

**SOPHOMORE SEASON (2012)**

Made his first career reception for seven yards against Idaho ... Made the transition to wide receiver during fall camp but can also line up in the backfield ... Dealt with nagging injuries a year ago but is ready to contribute more as a sophomore.

**RUSHING CAREER HIGHS**

Attempts: 12 vs. Kentucky, 2011  
Yards: 55 at Ole Miss, 2011  
Touchdowns: 1 vs. Kentucky, 2011  
Long: 35 at Ole Miss, 2011

**RECEIVING CAREER HIGHS**

Receptions: 1 vs. Idaho, 2012  
Yards: 7 vs. Idaho, 2012  
Long: 7 vs. Idaho, 2012

**MAGEE'S CAREER RUSHING STATS**

YEAR	G-GS	ATT.	YDS.	TD	LG
2011	5-0	27	133	1	35
2012	7-0	1	0	0	0
<b>Totals</b>	<b>12-0</b>	<b>28</b>	<b>133</b>	<b>1</b>	<b>35</b>

**MAGEE'S CAREER RECEIVING STATS**

YEAR	G-GS	REC.	YDS.	TD	LG
2011	5-0	0	0	0	0
2012	7-0	1	7	0	7
<b>Totals</b>	<b>12-0</b>	<b>1</b>	<b>7</b>	<b>0</b>	<b>7</b>



26

**Ronald Martin**

Safety  
6-1 • 202 • So. • 1L  
White Castle, La. (White Castle)

**SOPHOMORE SEASON (2012)**

Tied his career best with five stops against Towson ... Recorded two interceptions, including one he returned 45 yards for a touchdown, as well as five tackles and 0.5 TFL in his first career start against Idaho ... Opened the season against North Texas with half a tackle for a loss ... Talented athlete who heads into the 2012 season as the backup to Eric Reid at true safety ... Saw action late in the year as a true freshman.

**CAREER HIGHS**

Total tackles: 5, twice (Last: vs. Towson, 2012; First: vs. Idaho, 2012)  
Tackles for loss: 0.5, twice (Last: vs. Idaho, 2012; First: vs. North Texas, 2012)  
Interceptions: 2 vs. Idaho, 2012

**MARTIN'S CAREER DEFENSIVE STATS**

YEAR	G-GS	UT	AT	TT	TFL	SACKS	PBU	QBH	INT	FF	FR
2011	3-0	2	1	3	0	0	2	0	0	0	0
2012	7-1	9	8	17	1.0-1	0	0	0	2-45	0	0
<b>Totals</b>	<b>10-1</b>	<b>11</b>	<b>9</b>	<b>20</b>	<b>1.0-1</b>	<b>0</b>	<b>2</b>	<b>0</b>	<b>2-45</b>	<b>0</b>	<b>0</b>



8

**Zach Mettenberger**

Quarterback  
6-5 • 230 • Jr. • 1L  
Watkinsville, Ga. (Butler (Kan.) Comm. College)

The starting quarterback for LSU after spending last season as the No. 3 QB ... Has developed into a team leader with a great command of the offense ... Spent one year at Georgia before transferring to Butler (Kan.) Community

College for the 2010 season ... Played one season at Butler Community College leading him team to an 11-1 record and a berth in the JUCO National Championship Game ... Has played in 12 games at LSU with seven starts.

**JUNIOR SEASON (2012)**

Season passing stats: 101-169 for 1,322 yards, 6 TDs, 4 INTs ... Ranks ninth in the SEC in passing yards a game at 188.9 ... Finished 12-25 for 148 yards and one interception against South Carolina ... Completed 11-25 passes for 158 yards and one INT at Florida ... Threw for a career-high 238 yards on 15-26 passing with two touchdowns against Towson ... Finished 15-27 for 169 yards with no TDs or INTs at Auburn ... Registered his first multi-touchdown game of his LSU career, finishing 17-22 for 222 yards, two TDs and one INT against Idaho ... Completed 12-18 passes for 195 yards and a touchdown against Washington ... Made his first career start for LSU against North Texas and finished 19-26 for 192 yards with one touchdown and one interception ... His 19 completions are the second most by an LSU quarterback making his first start dating back to 1980.

**CAREER HIGHS**

Attempts: 27 at Auburn, 2012  
Completions: 19 vs. North Texas, 2012  
Yards: 238 vs. Towson, 2012  
Touchdowns 2, twice (Last: vs. Towson, 2012; First: vs. Idaho, 2012)

**METTENBERGER'S CAREER PASSING TOTALS**

YEAR	G-GS	COMP.-ATT.-INT.	YDS.	TD	LG
2011	5-0	8-11-0	92	1	24
2012	7-7	101-169-4	1,322	6	56
<b>Totals</b>	<b>12-7</b>	<b>109-180-4</b>	<b>1,414</b>	<b>7</b>	<b>56</b>



28

**Jalen Mills**

Cornerback  
6-0 • 185 • Fr. • HS  
DeSoto, Texas (DeSoto)

• 2012 SEC Freshman of the Week (vs. Washington)

**TRUE FRESHMAN SEASON (2012)**

Ranks fourth on the team with 29 total tackles ... Credited with six tackles and one PBU versus Towson ... Made his second interception in as many games and tied for the team lead in tackles with six against Idaho ... Earned SEC Freshman of the Week honors after he made his first career interception and finished with seven tackles and a PBU against Washington ... Earned his first start against North Texas and tallied four tackles ... Showed tremendous ability to pick up the defense and make plays in fall camp ... Took over as a starting cornerback after the dismissal of Tyrann Mathieu.


**CAREER HIGHS**

Total tackles: 7 vs. Washington, 2012  
Interceptions: 1, twice (Last: vs. Idaho, 2012; First: vs. Washington, 2012)  
Pass Breakups: 1, twice (Last: vs. Towson, 2012; First: vs. Washington, 2012)

**MILLS' CAREER DEFENSIVE STATS**

YEAR	G-GS	UT	AT	TT	TFL	SACKS	PBU	QBH	INT	FF	FR
2012	7-7	20	9	29	0	0	2	0	2-18	0	0
<b>Totals</b>	<b>7-7</b>	<b>20</b>	<b>9</b>	<b>29</b>	<b>0</b>	<b>0</b>	<b>2</b>	<b>0</b>	<b>2-18</b>	<b>0</b>	<b>0</b>





**49**  
**Barkevious Mingo**  
 Defensive End  
 6-5 • 240 • Jr. • 2L  
 West Monroe, La. (West Monroe)

- 2012 Bednarik Award Watch List
- 2012 Nagurski Watch List
- 2012 Lombardi Award Watch List
- 2012 Ted Hendricks Award Watch List

One of the top defensive ends in the country with exceptional quickness and tenacity to get to the quarterback ... Tremendous leadership qualities and was honored with the Tigers' most prestigious spring award in 2012, the Jimmy Taylor Award for outstanding leadership, effort and performance ... Has tallied 23.5 tackles for a loss in his career ... Has played in 34 games with nine starts.

**JUNIOR SEASON (2012)**

Tallied a sack and a QB hurry along with four tackles against South Carolina ... Registered three solo tackles and one fumble recovery at Florida ... Posted his first sack of the season and finished with two QB hurries and four tackles against Towson ... Credited with three QB hurries at Auburn ... Earned a PBU and a QB hurry versus Washington ... Made his sixth career start against North Texas and tallied six tackles, one TFL and one QB hurry ... Is the full-time starter at left defensive end after splitting time with Kendrick Adams in 2011.

**CAREER HIGHS**

Total tackles: 8 vs. Western Kentucky, 2011  
 Tackles for loss: 3.0 vs. Arkansas, 2011  
 Sacks: 2.0, twice (Last: vs. Arkansas, 2011; First: vs. Auburn, 2011)

**MINGO'S CAREER DEFENSIVE STATS**

YEAR	G-GS	UT	AT	TT	TFL	SACKS	PBU	QBH	INT	FF	FR
2010	13-1	18	17	35	5.5-41	2.5-21	6	4	0	2	1-0
2011	14-4	21	25	46	15.0-93	8.0-60	2	11	0	1	0
2012	7-4	12	8	20	3.0-15	2.0-11	1	8	0	0	1-0
<b>Totals</b>	<b>34-9</b>	<b>51</b>	<b>50</b>	<b>101</b>	<b>23.5-149</b>	<b>12.5-92</b>	<b>9</b>	<b>23</b>	<b>0</b>	<b>3</b>	<b>2-0</b>



**46**  
**Kevin Minter**  
 Linebacker  
 6-2 • 245 • Jr. • 2L  
 Suwanee, Ga. (Peachtree Ridge)

- 2012 SEC Co-Defensive Player of the Week (at Florida)
- 2012 Butkus Award Watch List

**JUNIOR SEASON (2012)**

Leads the team with 63 total tackles and 8.5 tackles for a loss ... Ranks fourth in the SEC in tackles and sixth in TFLs ... Racked up nine tackles and one QB hurry versus South Carolina ... Earned SEC Co-Defensive Player of the Week honors after a record-breaking performance at Florida in which he had a career-high 20 tackles (17 solo), 3.0 TFLs, 2.0 sacks and one forced fumble ... His 20 tackles against the Gators are 1) the second-most of anyone in the nation this season, 2) the most by any SEC player since 2010, 3) the second-most in LSU history in a single game, equaling the total that Rudy Harmon (1988) and Toby Caston (1986) produced, 4) one short of the school-record 21 recorded by Al Richardson versus South Carolina in 1982 ... His 17 solo tackles at Florida are the most by anyone in the nation this season and shattered the school record, eclipsing the mark of 15 set by Ali Highsmith (2007), Trev Faulk (2000) and Charles Smith (1999) ... Led the team with nine stops, including 1.5 TFLs, against Towson ... Posted four solo tackles and one TFL at Auburn ... Tied for the team lead with six tackles against Idaho and added 1.5 TFLs ... Tallied nine tackles, 0.5 TFLs and two PBUs against Washington ... Compiled six tackles, one tackle for a loss and one PBU against North Texas ... Starting middle linebacker for the second straight year ... Leader of an otherwise young group of linebackers.

**CAREER HIGHS**

Total tackles: 20 at Florida, 2012  
 Tackles for loss: 3.0 at Florida, 2012  
 Sacks: 2.0 at Florida, 2012

**MINTER'S CAREER DEFENSIVE STATS**

YEAR	G-GS	UT	AT	TT	TFL	SACKS	PBU	QBH	INT	FF	FR
2010	11-0	5	10	15	0	0	0	0	0	0	0
2011	14-11	21	40	61	3.5-15	1.0-7	1	0	0	1	1-0 (TD)
2012	7-7	30	33	63	8.5-29	2.0-16	3	1	0	1	0
<b>Totals</b>	<b>32-18</b>	<b>56</b>	<b>83</b>	<b>139</b>	<b>12.0-44</b>	<b>3.0-23</b>	<b>4</b>	<b>1</b>	<b>0</b>	<b>2</b>	<b>1-0 (TD)</b>



**99**  
**Sam Montgomery**  
 Defensive End  
 6-5 • 260 • Jr. • 2L  
 Greenwood, S.C. (Greenwood)

- 2012 SEC Defensive Lineman of the Week (vs. So. Car.)
- 2012 SEC Defensive Player of the Week (at Auburn)
- 2012 SEC Co-Defensive Lineman of the Week (vs. Wash.)
- 2012 Bednarik Award Watch List
- 2012 Nagurski Award Watch List
- 2012 Lombardi Award Watch List
- 2012 Ted Hendricks Award Watch List

One of college football's most dominant defensive ends ... A returning first-team All-American who teams with Barkevious Mingo to form one of the nation's most terrorizing defensive end tandems ... Has tallied 28.0 tackles for a loss, which is tied for 10th with Rydell Malancon (1980-83) in LSU career history ... Racked up 15.0 sacks in his career, two shy of Anthony McFarland (1995-98) for 10th place in LSU career history ... Has played in 26 games with 22 starts.

**JUNIOR SEASON (2012)**

Ranks sixth in the SEC in tackles for a loss with 8.5 and seventh in sacks with 4.0 ... Leads the team in both TFLs and sacks ... Picked up SEC Defensive Lineman of the Week honors after he tied his career high with 2.0 sacks and forced a fumble against South Carolina ... Tallied 0.5 TFLs against Towson ... Earned SEC Defensive Player of the Week honors after he set a career high with 3.5 TFLs, including a sack, at Auburn and scored the first points of the game when he was credited with a safety after tackling an Auburn running back in the endzone ... Tallied one tackle for a loss against Idaho ... Picked up SEC Co-Defensive Lineman of the Week recognition after he provided constant pressure on Washington, finishing with three QB hurries, one sack and 1.5 TFL ... Appeared in the opener against North Texas but did not record a statistic ... Listed as the starting right defensive end.

**CAREER HIGHS**

Total tackles: 6, five times (Last: at Alabama, 2011)  
 Tackles for loss: 3.5 at Auburn, 2012  
 Sacks: 2.0, twice (Last: vs. South Carolina, 2012; First: at Alabama, 2011)

**MONTGOMERY'S CAREER DEFENSIVE STATS**

YEAR	G-GS	UT	AT	TT	TFL	SACKS	PBU	QBH	INT	FF	FR
2010	5-5	6	12	18	6.0-25	2.0-16	0	0	0	0	0
2011	14-11	23	26	49	13.5-63	9.0-55	0	1	0	1	0
2012	7-6	10	11	21	8.5-33	4.0-20	0	3	0	1	0
<b>Totals</b>	<b>26-22</b>	<b>39</b>	<b>49</b>	<b>88</b>	<b>28.0-121</b>	<b>15.0-91</b>	<b>0</b>	<b>4</b>	<b>0</b>	<b>2</b>	<b>0</b>



**52**  
**Luke Muncie**  
 Linebacker  
 6-3 • 210 • Jr. • 2L  
 Klein, Texas (Oak)

**JUNIOR SEASON (2012)**

Registered the first interception of his career at Auburn ... Recorded a tackle for a loss versus Washington ... Made the first start of his career against North Texas and tallied a career-high four tackles ... Talented linebacker who is the starting Sam linebacker ... Stood out on special teams coverage as a sophomore ... Seen action in 26 career games.

**CAREER HIGHS**

Total tackles: 4 vs. North Texas, 2012  
 Tackles for loss: 1.0 vs. Washington, 2012  
 Interceptions: 1 at Auburn, 2012

**MUNCIE'S CAREER DEFENSIVE STATS**

YEAR	G-GS	UT	AT	TT	TFL	SACKS	PBU	QBH	INT	FF	FR
2010	6-0	0	2	2	0	0	0	0	0	0	0
2011	14-0	6	7	13	0.5-0	0	1	0	0	0	0
2012	7-4	6	4	10	1.0-2	0	0	0	1-0	0	0
<b>Totals</b>	<b>27-4</b>	<b>12</b>	<b>13</b>	<b>25</b>	<b>1.5-2</b>	<b>0</b>	<b>1</b>	<b>0</b>	<b>1-0</b>	<b>0</b>	<b>0</b>



# 43

## Connor Neighbors


Fullback  
5-11 • 236 • So. • SQ  
Huntsville, Ala. (Huntsville)

### SOPHOMORE SEASON (2012)

Played in 12 games during his career with no starts ... Made his first career carry against Washington and picked up five yards ... Backup fullback behind J.C. Copeland ... Good blocker who is extremely strong and aggressive.

#### NEIGHBORS' CAREER RUSHING STATS

YEAR	G-GS	ATT.	YDS.	TD	LG
2010	1-0	0	0	0	0
2011	4-0	0	0	0	0
2012	7-0	1	5	0	5
<b>Totals</b>	<b>12-0</b>	<b>1</b>	<b>5</b>	<b>0</b>	<b>5</b>



# 35

## Lorenzo Phillips

Linebacker  
6-2 • 215 • Fr. • HS  
Patterson, La. (Patterson)

### TRUE FRESHMAN SEASON (2012)

Tallied his first career tackle against Towson ... Made his first appearance as a Tiger against North Texas but did not record a stat ... Another in a group of athletic freshmen linebackers ... Listed as third string at the Will linebacker spot.

#### PHILLIPS' CAREER DEFENSIVE STATS

YEAR	G-GS	UT	AT	TT	TFL	SACKS	PBU	QBH	INT	FF	FR
2012	4-0	1	0	1	0	0	0	0	0	0	0
<b>Totals</b>	<b>4-0</b>	<b>1</b>	<b>0</b>	<b>1</b>	<b>0</b>	<b>0</b>	<b>0</b>	<b>0</b>	<b>0</b>	<b>0</b>	<b>0</b>



# 55

## Elliott Porter

Center  
6-4 • 300 • So. • SQ  
Waggaman, La. (Kentucky)

### SOPHOMORE SEASON (2012)

Season Totals: 67 snaps, 4 knockdowns ... Played two offensive snaps against South Carolina ... Only played one offensive snap at Florida ... Did not play against Towson ... Came in for P.J. Loneragan on the first drive of the game at Auburn and played eight snaps with one knockdown ... Made his first career start at center against Idaho and made two knockdowns in 39 snaps ... Saw action at center in 15 plays and recorded one knockdown against Washington ... Played his first snaps as a Tiger late in the opener against North Texas ... Established himself as the backup at center entering the season ... Transferred to LSU in 2011 after enrolling at Kentucky as a freshman in 2010 ... Sat out the 2011 season due to NCAA transfer rules.



# 59

## Jermauria Rasco

Defensive Line  
6-3 • 255 • So. • 1L  
Shreveport, La. (Evangel Christian)

### SOPHOMORE SEASON (2012)

Credited with half a tackle for a loss versus South Carolina ... Posted 0.5 TFL against Idaho ... Forced a fumble and made a tackle for a loss against North


Texas in the opener ... Rotates in to the game behind Barkevious Mingo at defensive end ... Gifted pass rusher who is extremely athletic.

#### CAREER HIGHS

Total tackles: 4 vs. Florida, 2011  
Tackles for loss: 1.0, four times (Last: vs. North Texas, 2012)  
Sacks: 1.0, twice (Last: vs. Georgia, 2011; First: vs. Auburn, 2011)

#### RASCO'S CAREER DEFENSIVE STATS

YEAR	G-GS	UT	AT	TT	TFL	SACKS	PBU	QBH	INT	FF	FR
2011	9-0	10	7	17	3.5-21	2.0-17	0	0	0	0	0
2012	7-0	1	3	4	2.0-3	0	0	1	0	1	0
<b>Totals</b>	<b>16-0</b>	<b>11</b>	<b>10</b>	<b>21</b>	<b>5.5-24</b>	<b>2.0-17</b>	<b>0</b>	<b>1</b>	<b>0</b>	<b>1</b>	<b>0</b>



# 1

## Eric Reid

Safety  
6-2 • 212 • Jr. • 2L  
Geismar, La. (Dutchtown)

- 2012 Bednarik Watch List
- 2012 Nagurski Award Watch List
- 2012 Thorpe Award Watch List

One of the nation's premier safeties who is a leader on and off the field for the Tigers ... A strong athlete who uses his size and instincts on the field to put himself in a position to make plays ... Tied for the team lead in tackles with 76 in 2011 ... Named to the watch list for several distinguished postseason awards ... Has made 23 starts in 33 games played.

### JUNIOR SEASON (2012)

Ranks third on the team with 39 tackles ... Picked off his second pass of the season and returned it 29 yards against South Carolina ... Finished third on the team with six tackles at Florida ... Led the team with seven tackles, including one TFL, at Auburn ... Tallied another PBU with four tackles against Idaho ... Recorded a PBU against Washington ... Posted seven tackles, an interception and a PBU against North Texas ... Starter at free safety for the second straight season.

#### CAREER HIGHS

Total tackles: 11 vs. Alabama, 2012 BCS National Championship Game  
Tackles for loss: 1.0, four times (Last: at Auburn, 2012)  
Interceptions: 1, six times (Last: vs. South Carolina, 2012)

#### REID'S CAREER DEFENSIVE STATS

YEAR	G-GS	UT	AT	TT	TFL	SACKS	PBU	QBH	INT	FF	FR
2010	13-3	14	18	32	1.5-2	0	1	0	2-65	0	0
2011	13-13	53	23	76	2.0-10	0	3	0	2-10	2	1-3
2012	7-7	18	21	39	1.0-1	0	3	0	2-29	0	0
<b>Totals</b>	<b>33-23</b>	<b>85</b>	<b>62</b>	<b>147</b>	<b>4.5-13</b>	<b>0</b>	<b>7</b>	<b>0</b>	<b>6-104</b>	<b>2</b>	<b>1-3</b>



# 17

## Stephen Rivers

Quarterback  
6-8 • 225 • Fr. • RS  
Athens, Ala. (Athens)

### REDSHIRT FRESHMAN SEASON (2012)


Threw the first pass of his career against Idaho but it was incomplete ... Saw his first action as a Tiger against North Texas, rushed for two yards and did not throw a pass ... Talented quarterback who is the backup at quarterback behind Zach Mettenberger ... Comes from a great football family as the son of a high school football coach and brother of San Diego Chargers quarterback Philip Rivers ... Has gained over 30 pounds since joining the Tigers a year ago ... Nicknamed "Moon" as in Moon River by quarterback coach Steve Kragthorpe.

#### CAREER HIGHS

Attempts: 1 vs. Idaho, 2012  
Completions: 0  
Yards: 0  
Touchdowns: 0

#### RIVERS' CAREER PASSING TOTALS

YEAR	G-GS	COMP.-ATT.-INT.	YDS.	TD	LG
2012	3-0	0-1-0	0	0	0
<b>Totals</b>	<b>3-0</b>	<b>0-1-0</b>	<b>0</b>	<b>0</b>	<b>0</b>



# 39

## Jerqwinick Sandolph

Safety  
6-2 • 190 • Fr. • HS  
Boutte, La. (Hahnville)


### TRUE FRESHMAN SEASON (2012)

Picked up two tackles against Idaho ... Made his first career appearance as a Tiger against North Texas and saw extensive action on special teams ...

Talented defensive back who projects as a safety at LSU.

#### SANDOLPH'S CAREER DEFENSIVE STATS

YEAR	G-GS	UT	AT	TT	TFL	SACKS	PBU	QBH	INT	FF	FR
2012	3-0	1	1	2	0	0	0	0	0	0	0
<b>Totals</b>	<b>3-0</b>	<b>1</b>	<b>1</b>	<b>2</b>	<b>0</b>	<b>0</b>	<b>0</b>	<b>0</b>	<b>0</b>	<b>0</b>	<b>0</b>



**10**  
**Russell Shepard**  
 Wide Receiver  
 6-1 • 195 • Sr. • 3L  
 Houston, Texas (Cypress Ridge)

Multi-threat player who has settled in at wide receiver ... Senior leader of a talented group of receivers ... Lined up at three positions – quarterback, running back, and wide receiver – during his first two years with the Tigers ... Came to LSU as the nation's top dual-threat quarterback as a senior in high school in 2008 ... Played in 43 games during his career, starting 14 times.

**SENIOR SEASON (2012)**

Posted a career-high 78-yard TD run against Towson ... Set a career high with 68 yards receiving on three catches against Idaho and added 24 rushing yards on three carries ... Made one catch for 11 yards against North Texas ... Listed behind Odell Beckham Jr. at the X position.

**CAREER RECEIVING HIGHS**

Receptions: 7 vs. McNeese State, 2010  
 Yards: 68 vs. Idaho, 2012  
 Touchdowns: 1, five times (Last: vs. Arkansas, 2011)  
 Long: 37 vs. Florida, 2011

**CAREER RUSHING HIGHS**

Attempts: 7 at Vanderbilt, 2010  
 Yards: 78 vs. Towson, 2012  
 Touchdowns: 1, five times (Last: vs. Towson, 2012)  
 Long: 78 vs. Towson, 2012

**SHEPARD'S CAREER RECEIVING STATS**

YEAR	G-GS	REC.	YDS.	TD	LG
2009	12-0	5	34	0	13
2010	13-9	33	249	1	22
2011	11-4	14	190	4	37
2012	7-1	6	92	0	33
<b>Totals</b>	<b>43-14</b>	<b>58</b>	<b>565</b>	<b>5</b>	<b>37</b>

**SHEPARD'S CAREER RUSHING TOTALS**

YEAR	G-GS	ATT.	YDS.	TD	LG
2009	12-0	45	294	2	69
2010	13-9	32	226	2	50
2011	11-4	7	52	0	18
2012	7-1	8	106	1	78
<b>Totals</b>	<b>43-14</b>	<b>92</b>	<b>678</b>	<b>5</b>	<b>78</b>



**24**  
**Tharold Simon**  
 Cornerback  
 6-3 • 193 • Jr. • 2L  
 Eunice, La. (Eunice)

**JUNIOR SEASON (2012)**  
 Recorded a PBU and two solo stops against South Carolina ... Credited with three solo tackles and a PBU at Florida ... Recovered a fumble against Towson ... Recorded his first interception of the season and fourth of his career at Auburn on the final play of the game to seal LSU's win ... Tallied a PBU versus Washington ... Made his third career start against North Texas ... Exceptional cover corner with great size and quickness who ranks among the best in the SEC ... Takes over for the departed Morris Claiborne as the full-time starter at corner.

**CAREER HIGHS**

Total tackles: 8, twice (Last: at Mississippi State, 2011)  
 Tackles for loss: 1.0, twice (Last: at West Virginia, 2011)  
 PBUs: 3 vs. Oregon, 2011  
 Interceptions: 1, four times (Last: at Auburn, 2012)

**SIMON'S CAREER DEFENSIVE STATS**

YEAR	G-GS	UT	AT	TT	TFL	SACKS	PBU	QBH	INT	FF	FR
2010	8-0	3	6	9	0	0	3	0	1-0	0	0
2011	13-2	30	12	42	2.5-5	0	10	1	2-(-2)	1	0
2012	7-7	14	8	22	0	0	3	0	1-6	0	1-0
<b>Totals</b>	<b>28-9</b>	<b>47</b>	<b>26</b>	<b>73</b>	<b>2.5-5</b>	<b>0</b>	<b>16</b>	<b>1</b>	<b>4-4</b>	<b>1</b>	<b>1-0</b>



**12**  
**Corey Thompson**  
 Safety  
 6-2 • 210 • Fr. • HS  
 Missouri City, Texas (Fort Bend Elkins)

**TRUE FRESHMAN SEASON (2012)**

Posted three tackles against Towson ... Made the first tackles of his career against Washington ... Saw his first career action against North Texas ... Plays on the kickoff coverage team ... An aggressive and physical defensive player that is versatile and quick on the pursuit.

**CAREER HIGHS**

Total tackles: 3 vs. Towson, 2012  
 Tackles for loss: 0

**THOMPSON'S CAREER DEFENSIVE STATS**

YEAR	G-GS	UT	AT	TT	TFL	SACKS	PBU	QBH	INT	FF	FR
2012	7-0	2	4	6	0	0	0	0	0	0	0
<b>Totals</b>	<b>7-0</b>	<b>2</b>	<b>4</b>	<b>6</b>	<b>0</b>	<b>0</b>	<b>0</b>	<b>0</b>	<b>0</b>	<b>0</b>	<b>0</b>



**56**  
**Trai Turner**  
 Offensive Guard  
 6-3 • 306 • Fr. • RS  
 New Orleans, La. (St. Augustine)

**REDSHIRT FRESHMAN SEASON (2012)**

Serves as the backup to Josh Williford at right guard ... Season Totals: 145 snaps, 12.5 knockdowns ... Made his first career start at right guard against South Carolina and recorded four knockdowns in 81 snaps ... Came in for an injured Williford at Florida and earned a team-best 3.5 knockdowns in 36 snaps ... Only saw action in two snaps against Towson ... Did not play at Auburn ... Posted four knockdowns in 17 plays against Idaho ... Tallied one knockdown in seven snaps versus Washington ... Saw his first action as a Tiger against North Texas, playing two offensive snaps ... Redshirted as a true freshman in 2011.



**11**  
**Spencer Ware**  
 Running Back  
 5-11 • 225 • Jr. • 2L  
 Cincinnati, Ohio (Princeton)

**JUNIOR SEASON (2012)**

Carried 14 times, including two rushes while lined up at quarterback, for 55 yards against South Carolina and had one reception for 27 yards ... Made one catch for 20 yards at Florida ... Started against Towson ... Led the team with 90 rushing yards on 16 carries and added two catches for 44 yards at Auburn ... Did not play against Idaho ... Rushed eight times for 38 yards and threw an incomplete pass against Washington ... Limited early on after being injured much of fall camp ... The most experienced running back on the squad with appearances in 30 games and 13 career starts.

**CAREER RUSHING HIGHS**

Attempts: 26 vs. Oregon, 2011  
 Yards: 109 vs. Florida, 2011  
 Touchdowns: 2, twice (Last: vs. Florida, 2011)  
 Long: 35 at Ole Miss, 2011

**CAREER RECEIVING HIGHS**


Receptions: 3, twice (Last: at West Virginia, 2011)  
 Yards: 44 at Auburn, 2012  
 Touchdowns: 1 at Tennessee, 2011  
 Long: 33 at Auburn, 2012

**WARE'S CAREER RUSHING STATS**

YEAR	G-GS	ATT.	YDS.	TD	LG
2010	11-0	24	175	1	26
2011	13-10	177	707	8	35
2012	6-3	54	240	0	30
<b>Totals</b>	<b>30-13</b>	<b>255</b>	<b>1,122</b>	<b>9</b>	<b>35</b>

**WARE'S CAREER RECEIVING STATS**

YEAR	G-GS	REC.	YDS.	TD	LG
2010	11-0	10	101	0	29
2011	13-10	11	73	1	13
2012	6-3	5	100	0	33
<b>Totals</b>	<b>30-13</b>	<b>26</b>	<b>274</b>	<b>1</b>	<b>33</b>




**74**

**Josh Williford**

Guard  
6-7 • 332 • Jr. • 2L  
Dothan, Ala. (Houston Academy)

**JUNIOR SEASON (2012)**

Played in 31 games during his career, starting 19 times (18 at right guard, 1 at left guard) ... Season Totals: 339 snaps, 32 knockdowns ... Missed the South Carolina with an injury ... Played 18 snaps and recorded one knockdown at Florida before leaving the game with an injury ... Made 7.5 knockdowns in 59 snaps against Towson, marking the third-straight game he led the team in knockdown blocks ... Led the team for the second-straight game with 6.5 knockdowns in 70 plays at Auburn ... Led the team with six knockdowns in 59 snaps against Idaho ... Produced 3.5 knockdowns in 66 snaps versus Washington ... Started at right guard against North Texas and led all offensive linemen with 7.5 knockdowns in 67 snaps ... Holds a career high of 8.5 knockdowns he earned against Florida in 2011 ... Played 511 snaps with 42 knockdowns in 2011 ... Tallied 23 knockdowns in 249 offensive snaps in 2010.



**38**

**Brad Wing**

Punter  
6-3 • 197 • So. • 1L  
Melbourne, Australia (Parkview Baptist)

• 2012 Ray Guy Award Watch List

One of the nation's elite punters ... A left-footed punter who can boot it with either foot ... A product of Australian Rules football ... In 2011 became only the second LSU player in history to earn first-team All-America honors as a punter ... Ranks first in LSU career punting average at 44.2 yards a punt ... Has placed 39 of his 90 career punts (43 percent) inside the opponent's 20-yard line with 10 touchbacks.

**SOPHOMORE SEASON (2012)**

Ranks fifth in the SEC with an average of 43.8 yards a punt ... Only averaged 33.5 yards a punt on four punts against South Carolina ... Averaged 45.6 yards a punt and placed three of his seven punts inside the 20-yard line at Florida ... Punted two balls inside the Towson 20-yard line and had a long of 50 ... Placed three punts inside the 20 with a long of 60 and 42.2-yard average at Auburn ... Averaged 45.2 yards a punt on five punts against Idaho, placing three inside the 20 ... Set a career high with a 54.3-yard average on three punts against Washington, placing one inside the 20 with a long of 62 ... Missed the season opener with a minor injury.

**WING'S CAREER HIGHS**

Punts: 9 vs. Alabama, 2012 BCS National Championship Game  
Punting Yards: 411 vs. Alabama, 2012 BCS National Championship Game  
Punting Avg.: 54.3 vs. Washington, 2012  
Long: 73 at Alabama, 2011

**WING'S CAREER PUNTING TOTALS**

YEAR	NO.	YDS.	AVG.	LG	I20	TB	50+
2011	59	2,618	44.4	73	27	5	20
2012	31	1,357	43.8	62	12	5	9
<b>Totals</b>	<b>90</b>	<b>3,975</b>	<b>44.2</b>	<b>73</b>	<b>39</b>	<b>10</b>	<b>29</b>



**82**

**James Wright**

Wide Receiver  
6-2 • 203 • Jr. • 2L  
Belle Chasse, La. (Belle Chasse)

**JUNIOR SEASON (2012)**

Tallied three catches for 18 yards versus South Carolina ... Made three catches for 25 yards at Auburn ... Did not play against Idaho ... Set a career high with five receptions for 75 yards against Washington ... Earned his third career start and made two catches for 15 yards against North Texas ... Listed as the starting X receiver for the Tigers ... One of the best blocking receivers on the team.

**CAREER HIGHS**

Receptions: 5 vs. Washington, 2012  
Yards: 75 vs. Washington, 2012  
Touchdowns: 0  
Long: 23 vs. Washington, 2012

**WRIGHT'S CAREER RECEIVING STATS**

YEAR	G-GS	REC.	YDS.	TD	LG
2010	12-0	2	21	0	13
2011	14-2	5	41	0	13
2012	6-4	13	133	0	23
<b>Totals</b>	<b>32-6</b>	<b>20</b>	<b>195</b>	<b>0</b>	<b>23</b>

## THE LAST TIME LSU ... (ALL GAMES)

### Scoring

Scored 30 or more points .....	38 vs. Towson (9/29/12)
Scored 40 or more points .....	63 vs. Idaho (9/15/12)
Scored 50 or more points .....	63 vs. Idaho (9/15/12)
Scored 60 or more points .....	63 vs. Idaho (9/15/12)
Scored 70 or more points .....	70 vs. Arkansas State (10/12/90)

### Total Offense

Had more than 400 total yards .....	406 vs. South Carolina (10/13/12)
Had more than 450 total yards .....	472 vs. Idaho (9/15/12)
Had more than 500 total yards .....	508 vs. North Texas (9/1/12)
Had more than 550 total yards .....	595 vs. Louisiana Tech (11/10/07)
Had more than 600 total yards .....	653 vs. Louisiana Tech (11/1/03)
Had more than 650 total yards .....	653 vs. Louisiana Tech (11/1/03)
Had more than 700 total yards .....	746 vs. Rice (9/24/77)

### Rushing Offense

Rushed for 150 or more yards .....	258 vs. South Carolina (10/13/12)
Rushed for 200 or more yards .....	258 vs. South Carolina (10/13/12)
Rushed for 250 or more yards .....	258 vs. South Carolina (10/13/12)
Rushed for 300 or more yards .....	316 vs. North Texas (9/1/12)
Rushed for 350 or more yards .....	353 at Ole Miss (11/19/11)
Rushed for 400 or more yards .....	400 vs. Kentucky (11/1/97)
Rushed for 425 or more yards .....	433 vs. Houston (9/7/96)
Rushed for 500 or more yards .....	503 vs. Oregon (10/22/77)

### Passing Offense

Passed for 250 or more yards .....	258 vs. Ole Miss (11/20/10)
Passed for 300 or more yards .....	309 vs. Georgia (10/25/08)
Passed for 350 or more yards .....	388 at Alabama (11/3/07)
Passed for 400 or more yards .....	444 vs. Illinois (1/1/02 - Sugar Bowl)
Passed for 450 or more yards .....	528 at Alabama (11/3/01)
Passed for 500 or more yards .....	528 at Alabama (11/3/01)

### Scoring Defense

Allowed 0 points .....	0 vs. UL-Monroe (11/13/10)
Allowed 3 or fewer points .....	3 vs. Washington (9/8/12)
Allowed 7 or fewer points .....	3 vs. Washington (9/8/12)
Allowed 10 or fewer points .....	10 at Auburn (9/22/12)
Allowed 14 or fewer points .....	14 at Florida (10/6/12)

### Total Defense

Allowed fewer than 75 total yards .....	70 vs. UL-Lafayette (10/5/02)
Allowed fewer than 100 total yards .....	95 vs. Northwestern State (9/10/11)
Allowed fewer than 125 total yards .....	95 vs. Northwestern State (9/10/11)
Allowed fewer than 150 total yards .....	95 vs. Northwestern State (9/10/11)
Allowed fewer than 175 total yards .....	155 vs. Kentucky (10/1/11)
Allowed fewer than 200 total yards .....	183 at Auburn (9/22/12)
Allowed fewer than 225 total yards .....	211 vs. South Carolina (10/13/12)
Allowed fewer than 250 total yards .....	211 vs. South Carolina (10/13/12)
Allowed fewer than 275 total yards .....	211 vs. South Carolina (10/13/12)
Allowed fewer than 300 total yards .....	211 vs. South Carolina (10/13/12)

### Rushing Defense

Allowed 0 or fewer yards .....	-4 vs. Northwestern State (9/10/11)
Allowed 10 or fewer yards .....	-4 vs. Northwestern State (9/10/11)
Allowed 20 or fewer yards .....	-4 vs. Northwestern State (9/10/11)
Allowed 30 or fewer yards .....	26 vs. Washington (9/8/12)
Allowed 40 or fewer yards .....	34 vs. South Carolina (10/13/12)
Allowed 50 or fewer yards .....	34 vs. South Carolina (10/13/12)
Allowed 60 or fewer yards .....	34 vs. South Carolina (10/13/12)
Allowed 70 or fewer yards .....	34 vs. South Carolina (10/13/12)
Allowed 80 or fewer yards .....	34 vs. South Carolina (10/13/12)
Allowed 90 or fewer yards .....	34 vs. South Carolina (10/13/12)
Allowed 100 or fewer yards .....	34 vs. South Carolina (10/13/12)

## THE LAST TIME LSU ... (ALL GAMES)

### Passing Defense

Allowed 0 passing yards .....	0 vs. Alabama (11/6/71)
Allowed 50 or fewer yards .....	47 at Ole Miss (11/19/11)
Allowed 100 or fewer yards .....	61 at Florida (10/6/12)
Allowed 150 or fewer yards .....	61 at Florida (10/6/12)
Allowed 175 or fewer yards.....	61 at Florida (10/6/12)
Allowed 200 or fewer yards .....	177 vs. South Carolina (10/13/12)

### Individual Rushing

Had a player rush for 100 or more yards .....	124 by Jeremy Hill vs. South Carolina (10/13/12)
Had a player rush for 150 or more yards .....	159 by Stevan Ridley vs. Vanderbilt (9/11/10)
Had a player rush for 200 or more yards.....	250 by Alley Broussard vs. Ole Miss (11/20/04)
Had a player rush for 225 or more yards .....	250 by Alley Broussard vs. Ole Miss (11/20/04)
Had a player rush for 2 or more TDs .....	2 by Jeremy Hill vs. South Carolina (10/13/12)
Had a player rush for 3 or more TDs .....	3 by Stevan Ridley vs. Ole Miss (11/20/10)
Had a player rush for 4 or more TDs .....	4 by Domanick Davis vs. Illinois (1/1/02 - Sugar Bowl)
Had a player rush for 5 or more TDs .....	5 by Kevin Faulk at Kentucky (11/1/97)

### Individual Passing

Had a player pass for 200 or more yards.....	238 by Zach Mettenberger vs. Towson (9/29/12)
Had a player pass for 250 or more yards .....	254 by Jordan Jefferson vs. Ole Miss (11/20/10)
Had a player pass for 300 or more yards.....	353 by Matt Flynn at Alabama (11/3/07)
Had a player pass for 350 or more yards.....	353 by Matt Flynn at Alabama (11/3/07)
Had a player pass for 400 or more yards .....	444 by Rohan Davey vs. Illinois (1/1/02 - Sugar Bowl)
Had a player pass for 450 or more yards.....	528 by Rohan Davey at Alabama (11/3/01)
Had a player pass for 500 or more yards .....	528 by Rohan Davey at Alabama (11/3/01)
Had a player pass for 2 or more TDs .....	2 by Jarrett Lee vs. Auburn (10/22/11)
Had a player pass for 3 or more TDs.....	3 by Jarrett Lee at Tennessee (10/15/11)
Had a player pass for 4 or more TDs.....	4 by Matt Flynn vs. Ohio State (1/7/08 - BCS Championship)
Had a player complete 20 passes.....	21 by Jarrett Lee at Mississippi State (9/15/11)
Had a player complete 25 passes .....	31 by Rohan Davey vs. Illinois (1/1/02 - Sugar Bowl)
Had a player complete 30 passes.....	31 by Rohan Davey vs. Illinois (1/1/02 - Sugar Bowl)
Had a player complete 35 passes .....	35 by Rohan Davey at Alabama (11/3/02)
Had a player complete 15 straight passes .....	17 by Rohan Davey vs. Arkansas-6 (11/26/99), vs. Western Carolina-11 (9/2/00)
.....	17 by Matt Mauck vs. Arizona-11(9/6/03), vs. Western Illinois-6 (9/13/03)
Had a player throw 30 passes.....	37 by Jordan Jefferson at Ole Miss (11/21/09)
Had a player throw 35 passes.....	37 by Jordan Jefferson at Ole Miss (11/21/09)
Had a player throw 40 passes .....	47 by Matt Flynn vs. Arkansas (11/23/07)
Had a player throw 45 passes .....	47 by Matt Flynn vs. Arkansas (11/23/07)
Had a player throw 50 passes .....	53 by Rohan Davey vs. Illinois (1/1/02 - Sugar Bowl)

### Individual Receiving

Had a player with 10 or more receptions in a game.....	12 by Brandon LaFell vs. Troy (11/15/08)
Had a player with 11 or more receptions in a game .....	12 by Brandon LaFell vs. Troy (11/15/08)
Had a player with 12 or more receptions in a game .....	12 by Brandon LaFell vs. Troy (11/15/08)
Had a player with 13 or more receptions in a game .....	14 by Josh Reed vs. Illinois (1/1/02 - Sugar Bowl)
Had a player with 14 or more receptions in a game .....	14 by Josh Reed vs. Illinois (1/1/02 - Sugar Bowl)
Had a player with 15 or more receptions in a game .....	19 by Josh Reed at Alabama (11/3/01)
Had a player receive 100 or more yards.....	128 vs. Odell Beckham, Jr. vs. Towson (9/29/12)
Had a player receive 150 or more yards .....	162 by Michael Clayton vs. Western Illinois (9/13/03)
Had a player receive 200 or more yards .....	201 by Devery Henderson at Kentucky (11/9/02)
Had a player receive 250 or more yards.....	293 by Josh Reed at Alabama (11/3/01)
Had a player receive for 2 or more TDs .....	2 by Odell Beckham, Jr. vs. Towson (9/29/12)
Had a player receive for 3 or more TDs .....	3 by Terrence Toliver vs. Texas A&M (1/7/11 - Cotton Bowl)
Had a player receive for 4 or more TDs .....	4 by Tony Moss vs. Ohio University (9/30/89)
Had a player receive for 5 or more TDs .....	5 by Carlos Carson vs. Rice (9/24/77)

## THE LAST TIME LSU ... (ALL GAMES)

### Games against Ranked Teams

Beat a top 25 team .....	#3 South Carolina, 23-21, in Baton Rouge (10/13/12)
Beat a top 10 team .....	#3 South Carolina, 23-21, in Baton Rouge (10/13/12)
Beat a top 5 team .....	#3 South Carolina, 23-21, in Baton Rouge (10/13/12)
Beat an FBS No. 1 team (AP or Coaches Poll) .....	#1 Ohio State, 38-24 (1/7/08 - BCS Championship Game)
Beat an FBS No. 1 team (AP or Coaches Poll) at home .....	#1 Florida, 28-21 (10/11/97)
Beat a ranked opponent at home .....	#3 South Carolina, 23-21, in Baton Rouge (10/13/12)
Beat a ranked opponent on the road .....	#2 Alabama, 9-6, in Tuscaloosa (11/5/11)
Beat a ranked opponent at a neutral site .....	#12 Georgia, 42-10, in SEC Championship Game in Atlanta (12/3/11)
Beat back-to-back ranked opponents .....	#3 Arkansas, 41-17 in Baton Rouge (11/25/11) and #12 Georgia, 42-10, in SEC Championship Game (12/3/11)
Beat a ranked team in three straight games .....	11/23 - 1/1/02 vs. #22 Arkansas, #24 Auburn, #2 Tennessee (SEC CG), #7 Illinois (Sugar Bowl)
Beat a ranked team in four straight games .....	11/23 - 1/1/02 vs. #22 Arkansas, #24 Auburn, #2 Tennessee (SEC CG), #7 Illinois (Sugar Bowl)
Lost to a ranked opponent at home.....	#1 Florida, 13-13 (10/10/09)
Lost to a ranked opponent on the road .....	#10/11 Florida, 14-6 (10/6/12)
Lost to a ranked opponent at a neutral site.....	#2 Alabama, 21-0, in BCS Championship Game (1/9/12)
Lost to an unranked opponent at home .....	Ole Miss, 31-13 (11/22/08)
Lost to an unranked opponent on the road .....	at Ole Miss, 25-23 (11/21/09)

### Special Situations

Won on the last play of the game.....	at #2 Alabama (9-6, 11/5/11); Drew Alleman 25-yard field goal in overtime
Lost on the last play of the game .....	#1 Alabama, 27-21 OT (11/8/08); 1-yard run by QB John Parker Wilson in overtime
Came back and won from 10 or more down in 4th quarter .....	Troy, 40-31 (11/15/08); down 31-10 entering 4th quarter
Lost when leading by 10 or more in 4th quarter .....	Tennessee, 30-27 OT (9/26/05); led 24-7 entering fourth quarter
Lost when leading by 20 points or more .....	Tennessee, 30-27 OT (9/26/05); led 21-0 at halftime
Scored on the first play from scrimmage .....	Jordan Jefferson, 83-yard run vs. Tennessee (10/2/10)
A QB caught a pass on a designed play .....	Matt Flynn (35-yards from WR Early Doucet) at Alabama (11/3/07)
A RB threw a TD pass on a designated play .....	Spencer Ware (39 yards to Rueben Randle for a TD) at Auburn (10/23/10)
Had two RB rush for at least 100 yards each .....	Kenny Hilliard (141 yds) and Alfred Blue (123 yds) vs. North Texas (9/1/12)

### Returns/Special Teams/Defense

Returned a KO for a TD.....	Morris Claiborne, 99 yards at West Virginia (9/24/11)
Returned a Punt for a TD .....	Odell Beckham, Jr. 70 yards vs. North Texas (9/1/12)
Returned an INT for a TD .....	Ronald Martin (45 yards) & Lavar Edwards (23 yards) vs. Idaho (9/15/12)
Returned 2 INTs for TDs.....	Ronald Martin (45 yards) & Lavar Edwards (23 yards) vs. Idaho (9/15/12)
Returned 3 INTs for TDs.....	3 vs. Arkansas State (C. Raymond, D. Walkup, C. Buckels) (10/12/91)
Recovered a fumble in endzone for a TD .....	Kevin Minter at Ole Miss (11/19/11)
Returned a fumble for a TD .....	Tyrann Mathieu, 23-yard fumble return and recovery vs. Kentucky (10/1/11)
Scored two defensive TDs in a game .....	2 vs. UL-Monroe (R. Brooks, INT; L. Edwards, FUM) (11/13/10)
Faked a field goal for a touchdown .....	Colt David (kicker), 15 yard run (9/22/07 vs. South Carolina)
Faked a punt for a first down .....	Brad Wing, 44-yard run in first quarter vs. Florida (10/8/11)
Faked a field goal for a first down .....	Josh Jasper, 5-yard run in 4th quarter (10/9/10 at Florida)
A player kicked the PAT after scoring the TD.....	Colt David vs. South Carolina (9/22/07)
Blocked a FG .....	Michael Brockers, 42-yard attempt in 2nd quarter of BCS Championship Game vs. Alabama (1/9/12)
Returned a blocked FG for a TD .....	Patrick Peterson, 53 yards on the block of Ole Miss' 47-yard FG attempt (11/21/09)
Blocked a PAT (kick) .....	Mark Roman, attempt by Seth Hanson (10/17/98 vs. Kentucky)
Returned a PAT for a Defensive Extra Point .....	Mark Roman, kick attempt by Seth Hanson (10/17/98 vs. Kentucky)
Blocked a punt.....	Daniel Graff vs. Tulane (10/31/09)
Blocked a punt for a safety .....	Jarvis Green, on an Andy Smith punt (10/16/99 at Kentucky)
Returned a blocked punt for TD .....	Craig Steltz, 29 yard, off Jacob Hester's block at Arizona State (9/10/05)
Recovered an onside kick .....	at Ole Miss (11/21/09); recovered by Brandon LaFell with 1:16 left in fourth quarter
Recovered an onside kick to start the game .....	vs. Auburn (12/1/01)
Recorded a Safety (Team).....	vs. North Carolina (9/4/10); ball rolled out of endzone on punt attempt
Recorded a Safety (Individual tackle) .....	Sam Montgomery at Auburn (9/22/12)
Recorded six interceptions.....	6 at Mississippi State (8/30/07)
Had a player record three interceptions.....	3 by Craig Steltz at Mississippi State (8/30/07)
Had a player record 15 tackles.....	20 (17 solo) by Kevin Minter at Florida (10/6/12)
Had six sacks as a team .....	6 vs. Auburn (10/22/11)

### Opponent Returns/Special Teams

Returned a KO for a TD .....	Andre Debose, 88 yards (10/9/10 at Florida)
Returned a Punt for a TD.....	Marshay Green, 44 yards (11/17/07 at Ole Miss)
Returned an INT for a TD .....	Terence Moore, 22 yards (11/15/08 by Troy)
Returned 3 INTs for TDs.....	3, by Alvis, Smith, Robinson (9/17/94 at Auburn)
Recovered a fumble in endzone for a TD .....	Chris Shelling (9/17/94 at Auburn)
Returned a fumble for a TD .....	Alonzo Highmith, 47 yards in first quarter (11/25/11 in Baton Rouge)
Blocked a FG .....	at Alabama (11/3/07)
Blocked a punt.....	Florida (10/8/11) in fourth quarter
Blocked two punts .....	2 at Virginia Tech (9/1/02)
Blocked a punt for a safety.....	blocked Donnie Jones (9/1/02 at Virginia Tech)
Recorded a Safety (Team).....	vs. Western Kentucky (11/12/11)
Blocked a PAT (kick) .....	Ole Miss (11/18/06)
Returned a PAT for a Defensive Extra Point .....	Eric Kelly, off bad snap (10/17/98 vs. Kentucky)
Faked a field goal for a TD.....	Damon Duval, 1 yard run (9/18/99 vs. Auburn)
Recovered an onside kick .....	Georgia (12/3/11 SEC Championship Game in first quarter)

**THE LAST TIME LSU ... (SEC REGULAR SEASON GAMES)****Scoring**

Scored 30 or more points .....	41 vs. Arkansas (11/25/11)
Scored 35 or more points.....	41 vs. Arkansas (11/25/11)
Scored 40 or more points .....	41 vs. Arkansas (11/25/11)
Scored 45 or more points .....	52 at Ole Miss (11/19/11)
Scored 50 or more points .....	52 at Ole Miss (11/19/11)
Scored 55 or more points.....	55 vs. Arkansas (11/28/03)
Scored 60 or more points .....	63 vs. Kentucky (11/1/97)

**Total Offense**

Had more than 400 total yards .....	406 vs. South Carolina (10/13/12)
Had more than 450 total yards .....	494 vs. Arkansas (11/25/11)
Had more than 500 total yards .....	546 vs. Kentucky (10/14/06)
Had more than 550 total yards.....	599 vs. Mississippi State (9/25/04)
Had more than 600 total yards.....	611 vs. Alabama (11/13/01)

**Rushing Offense**

Rushed for 150 or more yards.....	258 vs. South Carolina (10/13/12)
Rushed for 200 or more yards.....	258 vs. South Carolina (10/13/12)
Rushed for 250 or more yards .....	258 vs. South Carolina (10/13/12)
Rushed for 300 or more yards.....	353 at Ole Miss (11/19/11)
Rushed for 350 or more yards .....	353 at Ole Miss (11/19/11)
Rushed for 400 or more yards.....	400 vs. Kentucky (11/1/97)
Rushed for 425 or more yards.....	426 vs. Ole Miss (10/30/76)

**Passing Offense**

Passed for 250 or more yards .....	258 vs. Ole Miss (11/20/10)
Passed for 300 or more yards.....	309 vs. Georgia (10/25/08)
Passed for 350 or more yards .....	388 at Alabama (11/3/07)
Passed for 400 or more yards.....	528 vs. Alabama (11/3/01)
Passed for 450 or more yards.....	528 vs. Alabama (11/3/01)
Passed for 500 or more yards.....	528 vs. Alabama (11/3/01)

**Scoring Defense**

Allowed 0 points.....	0 at Mississippi State (8/30/07)
Allowed 3 or fewer points.....	3 at Ole Miss (11/19/11)
Allowed 7 or fewer points.....	3 at Ole Miss (11/19/11)
Allowed 10 or fewer points.....	10 at Auburn (9/22/12)
Allowed 14 or fewer points.....	14 at Florida (10/6/12)

**Total Defense**

Allowed fewer than 100 total yards.....	90 vs. Auburn (10/13/73)
Allowed fewer than 125 total yards .....	114 vs. Kentucky (10/19/85)
Allowed fewer than 150 total yards.....	135 vs. Vanderbilt (9/11/10)
Allowed fewer than 175 total yards .....	135 vs. Vanderbilt (9/11/10)
Allowed fewer than 200 total yards.....	183 at Auburn (9/22/12)
Allowed fewer than 225 total yards.....	211 vs. South Carolina (10/13/12)
Allowed fewer than 250 total yards .....	211 vs. South Carolina (10/13/12)
Allowed fewer than 275 total yards.....	211 vs. South Carolina (10/13/12)
Allowed fewer than 300 total yards.....	211 vs. South Carolina (10/13/12)

**Rushing Defense**

Allowed 0 or fewer yards .....	0 at South Carolina (10/18/03)
Allowed 10 or fewer yards.....	10 at Mississippi State (8/30/07)
Allowed 20 or fewer yards .....	20 at Alabama (11/3/07)
Allowed 30 or fewer yards .....	20 at Alabama (11/3/07)
Allowed 40 or fewer yards.....	34 vs. South Carolina (10/13/12)
Allowed 50 or fewer yards.....	34 vs. South Carolina (10/13/12)
Allowed 60 or fewer yards.....	34 vs. South Carolina (10/13/12)
Allowed 70 or fewer yards.....	34 vs. South Carolina (10/13/12)
Allowed 80 or fewer yards.....	34 vs. South Carolina (10/13/12)
Allowed 90 or fewer yards.....	34 vs. South Carolina (10/13/12)
Allowed 100 or fewer yards .....	34 vs. South Carolina (10/13/12)



## THE LAST TIME LSU ... (SEC REGULAR SEASON GAMES)

### Passing Defense

Allowed 0 passing yards.....	0 vs. Alabama (11/6/71)
Allowed 25 or fewer passing yards.....	23 at Alabama (11/27/90)
Allowed 50 or fewer passing yards.....	47 at Ole Miss (11/19/11)
Allowed 75 or fewer passing yards.....	61 at Florida (10/6/12)
Allowed 100 or fewer passing yards.....	61 at Florida (10/6/12)
Allowed 125 or fewer passing yards.....	61 at Florida (10/6/12)
Allowed 150 or fewer passing yards.....	61 at Florida (10/6/12)
Allowed 175 or fewer passing yards.....	61 at Florida (10/6/12)
Allowed 200 or fewer passing yards.....	177 vs. South Carolina (10/13/12)

### Rushing

Had a player rush for 100 or more yards.....	124 by Jeremy Hill vs. South Carolina (10/13/12)
Had a player rush for 125 or more yards.....	159 by Stevan Ridley vs. Vanderbilt (9/11/10)
Had a player rush for 150 or more yards.....	159 by Stevan Ridley vs. Vanderbilt (9/11/10)
Had a player rush for 175 or more yards.....	250 by Alley Broussard vs. Ole Miss (11/20/04)
Had a player rush for 200 or more yards.....	250 by Alley Broussard vs. Ole Miss (11/20/04)
Had a player rush for 225 or more yards.....	250 by Alley Broussard vs. Ole Miss (11/20/04)
Had a player rush for 2 or more TDs.....	2 by Kenny Hilliard vs. Auburn (10/22/11)
Had a player rush for 3 or more TDs.....	3 by Stevan Ridley vs. Ole Miss (11/20/10)
Had a player rush for 4 or more TDs.....	5 by Kevin Faulk at Kentucky (11/1/97)
Had a player rush for 5 or more TDs.....	5 by Kevin Faulk at Kentucky (11/1/97)

### Passing

Had a player pass for 200 or more yards.....	208 by Jordan Jefferson vs. Arkansas (11/25/11)
Had a player pass for 225 or more yards.....	254 by Jordan Jefferson vs. Ole Miss (11/20/10)
Had a player pass for 250 or more yards.....	254 by Jordan Jefferson vs. Ole Miss (11/20/10)
Had a player pass for 275 or more yards.....	287 by Jarrett Lee vs. Georgia (10/25/08)
Had a player pass for 300 or more yards.....	353 by Matt Flynn at Alabama (11/3/07)
Had a player pass for 325 or more yards.....	353 by Matt Flynn at Alabama (11/3/07)
Had a player pass for 350 or more yards.....	353 by Matt Flynn at Alabama (11/3/07)
Had a player pass for 375 or more yards.....	528 by Rohan Davey at Alabama (11/3/01)
Had a player pass for 400 or more yards.....	528 by Rohan Davey at Alabama (11/3/01)
Had a player pass for 425 or more yards.....	528 by Rohan Davey at Alabama (11/3/01)
Had a player pass for 450 or more yards.....	528 by Rohan Davey at Alabama (11/3/01)
Had a player pass for 500 or more yards.....	528 by Rohan Davey at Alabama (11/3/01)
Had a player pass for 2 or more TDs.....	2 by Jarrett Lee vs. Auburn (10/22/11)
Had a player pass for 3 or more TDs.....	3 by Jarrett Lee at Tennessee (10/15/11)
Had a player pass for 4 or more TDs.....	4 by Matt Mauck vs. Arkansas (11/28/03)
Had a player complete 20 passes.....	21 by Jarrett Lee at Mississippi State (9/15/11)
Had a player complete 25 passes.....	35 by Rohan Davey at Alabama (11/3/01)
Had a player complete 30 passes.....	35 by Rohan Davey at Alabama (11/3/01)
Had a player complete 35 passes.....	35 by Rohan Davey at Alabama (11/3/01)
Had a player throw 30 passes.....	37 by Jordan Jefferson at Ole Miss (11/21/09)
Had a player throw 35 passes.....	37 by Jordan Jefferson at Ole Miss (11/21/09)
Had a player throw 40 passes.....	47 by Matt Flynn vs. Arkansas (11/23/07)
Had a player throw 45 passes.....	47 by Matt Flynn vs. Arkansas (11/23/07)
Had a player throw 50 passes.....	58 by Josh Booty vs. Auburn (9/18/99)

### Receiving

Had a player with 10 or more receptions in a game.....	12 by Michael Clayton at Alabama (11/15/03)
Had a player with 11 or more receptions in a game.....	12 by Michael Clayton at Alabama (11/15/03)
Had a player with 12 or more receptions in a game.....	12 by Michael Clayton at Alabama (11/15/03)
Had a player with 13 or more receptions in a game.....	19 by Josh Reed at Alabama (11/3/01)
Had a player with 14 or more receptions in a game.....	19 by Josh Reed at Alabama (11/3/01)
Had a player with 15 or more receptions in a game.....	19 by Josh Reed at Alabama (11/3/01)
Had a player receive 100 or more yards.....	134 by Rueben Randle vs. Arkansas (11/25/11)
Had a player receive 125 or more yards.....	134 by Rueben Randle vs. Arkansas (11/25/11)
Had a player receive 150 or more yards.....	201 by Devery Henderson at Kentucky (11/9/02)
Had a player receive 175 or more yards.....	201 by Devery Henderson at Kentucky (11/9/02)
Had a player receive 200 or more yards.....	201 by Devery Henderson at Kentucky (11/9/02)
Had a player receive 250 or more yards.....	293 by Josh Reed at Alabama (11/3/01)
Had a player receive 2 or more TDs.....	2 by Rueben Randle vs. Auburn (10/22/11)
Had a player receive 3 or more TDs.....	3 by Dwayne Bowe vs. Kentucky (10/14/06)

## TURNOVERS

Opponent	Forced by LSU					Forced By Opponent			
	Fum	Int	Tot	Pts Off	Margin	Fum	Int	Tot	Pts Off
North Texas	1	1	2	0	1	0	1	1	0
Washington	0	1	1	7	0	1	0	1	3
Idaho	0	4	4	28	3	0	1	1	7
at Auburn	1	2	3	3	1	2	0	2	7
Towson	2	0	2	7	-1	3	0	3	10
at Florida	2	0	2	3	-1	2	1	3	7
South Carolina	0	2	2	3	1	0	1	1	7
at Texas A&M									
Alabama									
Mississippi State									
Ole Miss									
at Arkansas									
<b>TOTALS</b>	<b>6</b>	<b>10</b>	<b>17</b>	<b>51</b>	<b>4</b>	<b>8</b>	<b>4</b>	<b>12</b>	<b>41</b>

## LSU BIG PLAYS

Opponent	Rushing				Passing				Special Teams	
	15+	20+	30+	40+	20+	30+	40+	50+	Block	Ret. TD
North Texas	4	3	3	1	3	2	0	0	0	1
Washington	4	1	0	0	5	1	0	0	0	0
Idaho	3	1	1	1	3	2	1	0	0	0
at Auburn	3	2	1	0	2	1	0	0	0	0
Towson	2	2	1	1	5	1	1	1	0	0
at Florida	0	0	0	0	3	1	1	1	0	0
South Carolina	3	1	1	1	2	0	0	0	0	0
at Texas A&M										
Alabama										
Mississippi State										
Ole Miss										
at Arkansas										
<b>TOTALS</b>	<b>19</b>	<b>10</b>	<b>7</b>	<b>3</b>	<b>23</b>	<b>8</b>	<b>3</b>	<b>2</b>	<b>0</b>	<b>1</b>

## OPPONENT BIG PLAYS

OPPONENT	Rushing				Passing				Special Teams	
	15+	20+	30+	40+	20+	30+	40+	50+	Block	Ret. TD
North Texas	0	0	0	0	1	1	1	1	0	0
Washington	0	0	0	0	2	0	0	0	0	0
Idaho	1	0	0	0	1	0	0	0	0	0
at Auburn	2	2	0	0	2	0	0	0	0	0
Towson	3	1	1	1	1	0	0	0	0	0
at Florida	1	0	0	0	0	0	0	0	0	0
South Carolina	1	0	0	0	3	0	0	0	0	0
at Texas A&M										
Alabama										
Mississippi State										
Ole Miss										
at Arkansas										
<b>TOTALS</b>	<b>8</b>	<b>3</b>	<b>1</b>	<b>1</b>	<b>10</b>	<b>1</b>	<b>1</b>	<b>1</b>	<b>0</b>	<b>0</b>

## LSU SCORING DRIVES

OPPONENT	No.	Plays	Yards	Time	For TD	Plays	Yards	Time
North Texas	6	6.5	69.3	3:50	4	5.5	70.0	2:13
Washington	7	8.4	58.3	3:35	5	7.8	56.8	3:21
Idaho	7	5.1	53.9	2:06	7	5.1	53.9	2:06
at Auburn	2	8	47.0	3:53	1	9.0	59.0	4:03
Towson	6	5.2	51.0	1:49	5	5.0	57.4	1:59
at Florida	2	7	33.5	2:55	0	0	0	0
South Carolina	5	9.4	56.0	4:25	2	5.0	59.5	1:54
at Texas A&M								
Alabama								
Mississippi State								
Ole Miss								
at Arkansas								
<b>TOTALS</b>	<b>35</b>	<b>6.9</b>	<b>55.9</b>	<b>3:10</b>	<b>24</b>	<b>5.9</b>	<b>61.1</b>	<b>2:25</b>

\*Does not include overtime drives

## FIELD POSITION

Opponent	LSU			
	No. of Drives	Avg. Start	Inside 20	Past 50
North Texas	12	Own 32	3	2
Washington	11	Own 32	2	2
Idaho	13	Own 42	1	4
at Auburn	13	Own 27	3	1
Towson	15	Own 42	0	5
at Florida	12	Own 24	4	1
South Carolina	12	Own 36	1	2
at Texas A&M				
Alabama				
Mississippi State				
Ole Miss				
at Arkansas				
<b>TOTALS</b>	<b>88</b>	<b>Own 32</b>	<b>14</b>	<b>17</b>

Opponent	Opponents			
	No. of Drives	Avg. Start	Inside 20	Past 50
North Texas	13	Own 22	3	0
Washington	12	Own 26	3	1
Idaho	16	Own 20	10	1
at Auburn	13	Own 26	4	1
Towson	14	Own 28	4	2
at Florida	13	Own 30	5	2
South Carolina	13	Own 32	2	1
at Texas A&M				
Alabama				
Mississippi State				
Ole Miss				
at Arkansas				
<b>TOTALS</b>	<b>94</b>	<b>Own 29</b>	<b>31</b>	<b>8</b>

## DRIVE STATISTICS

Opponent	No.	LSU					
		3 & Out	Pct.	Score	Pct.	TD	Pct.
North Texas	12	2	16.7	6	50.0	4	33.3
Washington	11	2	16.7	7	58.3	5	41.7
Idaho	13	2	15.3	7	53.8	7	53.8
at Auburn	13	3	23.1	2	15.4	1	7.6
Towson	15	4	26.7	6	40.0	5	33.3
at Florida	12	5	41.7	2	16.7	0	0
South Carolina	12	2	16.7	5	41.7	2	16.7
at Texas A&M							
Alabama							
Mississippi State							
Ole Miss							
at Arkansas							
<b>TOTALS</b>	<b>88</b>	<b>20</b>	<b>22.7</b>	<b>35</b>	<b>39.7</b>	<b>24</b>	<b>27.2</b>

Opponent	No.	Opponents					
		3 & Out	Pct.	Score	Pct.	TD	Pct.
North Texas	13	8	61.5	2	15.4	2	15.4
Washington	12	4	33.3	1	8.3	0	0
Idaho	16	5	31.3	2	12.5	2	12.5
at Auburn	13	3	23.1	2	15.4	1	7.6
Towson	14	3	21.4	4	28.6	3	21.4
at Florida	13	2	15.3	2	15.3	2	15.3
South Carolina	13	5	38.5	3	23.1	3	23.1
at Texas A&M							
Alabama							
Mississippi State							
Ole Miss							
at Arkansas							
<b>TOTALS</b>	<b>94</b>	<b>30</b>	<b>31.9</b>	<b>16</b>	<b>17.0</b>	<b>13</b>	<b>13.8</b>

## IN THE RED ZONE

Opponent	LSU					
	Inside 20	TD	Run/Pass	TD Pct.	FG	Score Pct.
North Texas	5	2	2/0	40.0	1	60.0
Washington	5	3	3/0	60.0	2	100
Idaho	7	6	4/2	85.7	0	85.7
at Auburn	4	1	1/0	25.0	1	50.0
Towson	4	2	2/0	50.0	1	75.0
at Florida	2	0	0/0	0	2	100
South Carolina	5	1	1/0	20.0	3	80.0
at Texas A&M						
Alabama						
Mississippi State						
Ole Miss						
at Arkansas						
<b>TOTALS</b>	<b>32</b>	<b>15</b>	<b>13/2</b>	<b>46.9</b>	<b>10</b>	<b>78.1</b>

Opponent	Opponents					
	Inside 20	TD	Run/Pass	TD Pct.	FG	Score Pct.
North Texas	1	1	0/1	100	0	100
Washington	1	0	0/0	0	1	100
Idaho	1	1	0/1	100	0	100
at Auburn	1	1	1/0	100	0	100
Towson	4	3	2/1	75.0	1	100
at Florida	2	2	2/0	100	0	100
South Carolina	3	3	1/2	100	0	100
at Texas A&M						
Alabama						
Mississippi State						
Ole Miss						
at Arkansas						
<b>TOTALS</b>	<b>13</b>	<b>11</b>	<b>6/5</b>	<b>84.6</b>	<b>2</b>	<b>100</b>

## 3RD DOWN AND ...

Yards	LSU											Total	
	UNT	UW	UI	AU	TOW	UF	SC	A&M	UA	MSU	UM		Ark.
1-3	7/8	4/6	2/2	3/7	2/3	0/4	6/9						24/39
4-6	0/1	1/1	1/4	2/7	1/1	0/1	4/6						9/21
7-9	0/1	1/1	1/2	1/2	0/3	0/2	0/0						3/10
10-14	0/3	1/3	0/1	0/2	2/4	0/3	1/3						4/16
15+	0/1	0/1	0/1	0/0	0/1	1/3	0/1						1/8
4+	0/6	3/7	2/8	3/11	3/9	1/9	5/9						17/59
7+	0/5	2/5	1/4	1/4	2/8	1/8	1/3						8/37
10+	0/4	1/4	0/2	0/3	2/5	1/6	1/3						5/26
<b>TOT</b>	<b>7/14</b>	<b>7/12</b>	<b>4/10</b>	<b>6/18</b>	<b>5/12</b>	<b>1/13</b>	<b>11/19</b>						<b>41/95</b>

Yards	Opponents											Total	
	UNT	UW	UI	AU	TOW	UF	SC	A&M	UA	MSU	UM		Ark.
1-3	3/3	1/2	1/1	1/1	3/5	6/6	2/5						17/23
4-6	0/3	1/3	0/2	0/3	1/2	1/2	1/2						4/17
7-9	0/3	1/7	2/6	1/3	1/3	0/1	0/3						5/26
10-14	1/3	0/3	0/3	0/3	1/4	0/2	0/1						2/19
15+	1/3	1/1	0/2	0/2	0/3	0/3	0/2						2/16
4+	2/12	3/14	2/13	1/11	3/12	1/8	1/8						13/78
7+	2/9	2/11	2/11	1/8	2/10	0/6	0/6						9/60
10+	2/6	1/4	0/5	0/5	1/7	0/5	0/3						4/35
<b>TOT</b>	<b>5/15</b>	<b>4/16</b>	<b>3/14</b>	<b>2/12</b>	<b>6/17</b>	<b>7/14</b>	<b>3/13</b>						<b>30/97</b>

## DRIVE SUPERLATIVES

### Longest Drive

No. of Plays	<b>LSU</b> 16 three times, last vs. So. Carolina (75 yds, 7:57), results in FG
By No. of Yards	87 (9p, 2:58) vs. Idaho; results in TD
By Time of Possession	8:17 (16p, 74 yds) vs. North Texas; results in FG

### Opponents

13 by North Texas (66 yds, 7:16); results in TD
85 by Florida (8p, 3:44); results in TD
7:16 by North Texas (13p, 66 yards); results in TD

### Shortest Drive

By No. of Plays	<b>LSU</b> 1 four times, last vs. So. Carolina (50 yds, 0:12); results in TD
By No. of Yards	-10 (3p, 1:41) vs. Towson; results in Punt
By Time of Possession	0:12 (1p, 50 yds) vs. South Carolina; results in TD

### Opponents

1 (-2 yd, 0:26) by Auburn; results in End of Half
-12 (3p, 1:17) by South Carolina; results in Punt
0:10 (2p, 1 yd) by South Carolina; results in TD

## LSU DRIVE CHARTS

### North Texas

Qtr.	Time	Start	PI-Yds	TOP	Result
1st	13:49	LSU 34	4-66	1:19	TOUCHDOWN
1st	10:13	LSU 15	5-31	1:49	Punt
1st	5:32	LSU 29	3-(1)	1:45	Punt
1st	0:42	LSU 20	4-11	0:59	Punt
1st	1:43	LSU 32	5-68	1:47	TOUCHDOWN
2nd	10:40	LSU 11	11-62	4:14	FIELD GOAL
2nd	4:56	UNT 29	7-12	2:36	Missed FG
2nd	1:49	LSU 26	6-67	0:46	Interception
3rd	15:00	LSU 25	3-5	1:34	Punt
3rd	10:27	LSU 13	16-74	8:17	FIELD GOAL
3rd	0:29	LSU 29	4-71	0:38	TOUCHDOWN
4th	7:28	LSU 25	9-75	5:08	TOUCHDOWN
4th	1:40	UNT 24	2-(6)	1:40	End of Half

### Washington

Qtr.	Time	Start	PI-Yds	TOP	Result
1st	15:00	LSU 20	0-0	0:06	Fumble
1st	13:56	LSU 34	3-0	1:06	Punt
1st	11:57	WASH 38	2-38	0:39	TOUCHDOWN
1st	10:25	LSU 23	6-32	3:15	Punt
1st	4:43	WASH 47	7-47	2:32	TOUCHDOWN
1st	0:21	LSU 30	10-69	5:19	FIELD GOAL
2nd	8:08	LSU 30	10-55	3:05	FIELD GOAL
2nd	1:00	LSU 18	2-(5)	1:00	End of Half
3rd	13:18	LSU 39	7-61	2:43	TOUCHDOWN
3rd	7:27	LSU 27	10-73	4:36	TOUCHDOWN
4th	14:48	LSU 35	13-65	6:44	TOUCHDOWN
4th	4:30	LSU 17	3-7	2:27	Punt

### Idaho

Qtr.	Time	Start	PI-Yds	TOP	Result
1st	11:45	LSU 46	4-54	1:59	TOUCHDOWN
1st	9:02	IDAHO 30	6-30	2:33	TOUCHDOWN
1st	4:41	LSU 32	3-4	1:07	Punt
1st	1:05	IDAHO 32	5-24	1:25	Interception
2nd	13:38	LSU 36	5-26	3:40	Punt
2nd	5:25	LSU 42	5-(3)	2:07	Punt
2nd	1:33	IDAHO 39	3-39	0:56	TOUCHDOWN
3rd	14:52	LSU 32	5-15	2:28	Punt
3rd	8:43	LSU 29	1-71	0:14	TOUCHDOWN
3rd	2:58	LSU 13	9-87	2:58	TOUCHDOWN
4th	14:09	LSU 22	10-78	4:01	TOUCHDOWN
4th	9:07	LSU 33	3-4	1:36	Punt
4th	5:58	IDAHO 18	3-18	1:23	TOUCHDOWN

## OPPONENT DRIVE CHARTS

### North Texas

Qtr.	Time	Start	PI-Yds	TOP	Result
1st	15:00	UNT 25	3-(2)	1:11	Punt
1st	12:30	UNT 25	3-3	2:17	Punt
1st	8:24	UNT 16	3-8	1:58	Punt
1st	6:26	UNT 25	3-0	0:54	Punt
1st	3:47	UNT 21	3-8	2:04	Punt
2nd	14:50	UNT 20	10-36	4:10	Punt
2nd	6:19	UNT 18	3-2	1:23	Interception
2nd	2:20	UNT 20	3-80	0:25	TOUCHDOWN
2nd	1:03	UNT 01	2-2	1:03	End of Half
3rd	13:26	UNT 36	5-19	2:59	Punt
3rd	2:05	UNT 22	3-3	1:36	Punt
4th	14:44	UNT 34	13-66	7:16	TOUCHDOWN
4th	2:20	UNT 25	2-(1)	0:40	Fumble

### Washington

Qtr.	Time	Start	PI-Yds	TOP	Result
1st	14:54	LSU 20	4-4	0:51	FIELD GOAL
1st	12:50	WASH 4	3-2	0:53	Punt
1st	11:18	WASH 25	3-0	0:53	Punt
1st	7:10	WASH 20	5-9	2:27	Punt
1st	2:04	WASH 30	3-(2)	1:43	Punt
2nd	9:56	WASH 17	6-16	1:48	Punt
2nd	5:03	WASH 25	9-29	4:03	Punt
3rd	15:00	WASH 25	3-(8)	1:42	Punt
3rd	10:35	WASH 25	7-45	3:08	Interception
3rd	2:51	WASH 25	8-40	3:03	Downs
4th	7:56	WASH 27	6-19	3:26	Punt
4th	2:03	WASH 11	4-13	2:03	End of Half

### Idaho

Qtr.	Time	Start	PI-Yds	TOP	Result
1st	15:00	IDAHO 25	7-29	3:15	Downs
1st	9:46	IDAHO 25	2-2	0:44	Interception
1st	6:22	IDAHO 13	3-0	1:41	Punt
1st	3:34	IDAHO 9	3-(2)	2:29	Punt
2nd	14:40	LSU 5	2-5	0:53	TOUCHDOWN
2nd	9:58	IDAHO 20	2-3	0:53	Interception
2nd	9:01	IDAHO 19	7-81	3:27	TOUCHDOWN
2nd	3:18	IDAHO 12	3-(10)	1:45	Punt
2nd	0:30	IDAHO 8	1-(1)	0:30	End of Half
3rd	12:24	IDAHO 6	4-18	1:26	Interception
3rd	10:52	IDAHO 16	3-9	2:09	Punt
3rd	8:23	IDAHO 13	9-33	5:25	Punt
4th	15:00	IDAHO 25	3-3	0:51	Punt
4th	10:08	IDAHO 25	3-1	1:01	Punt
4th	7:31	IDAHO 12	3-2	1:33	Interception
4th	4:27	IDAHO 6	7-31	4:27	End of Half

## LSU DRIVE CHARTS

### at Auburn

Qtr.	Time	Start	PI-Yds	TOP	Result
1st	14:05	LSU 42	11-56	5:34	Fumble
1st	8:21	LSU 41	9-59	4:03	TOUCHDOWN
1st	2:13	LSU 26	3-0	1:11	Fumble
2nd	15:00	LSU 25	5-21	2:40	Punt
2nd	9:05	LSU 11	4-6	2:39	Punt
2nd	1:21	LSU 25	4-30	0:55	Punt
3rd	15:00	LSU 25	5-21	3:13	Punt
3rd	9:37	LSU 13	3-0	0:28	Punt
3rd	9:09	AUB 48	7-35	3:43	FIELD GOAL
3rd	3:42	LSU 44	3-(6)	1:14	Punt
4th	14:04	LSU 9	3-4	1:06	Punt
4th	10:51	LSU 21	8-29	2:47	Punt
4th	4:17	LSU 27	8-57	3:38	Missed FG

### Towson

Qtr.	Time	Start	PI-Yds	TOP	Result
1st	15:00	LSU 29	6-32	2:42	Punt
1st	10:37	LSU 22	1-78	0:13	TOUCHDOWN
1st	7:52	LSU 32	4-10	1:57	Punt
1st	3:26	LSU 26	3-12	1:17	Fumble
2nd	13:32	LSU 34	3-(10)	1:13	Punt
2nd	12:09	TOW 36	4-3	1:30	Missed FG
2nd	7:31	TOW 48	3-(7)	0:47	Fumble
2nd	5:15	LSU 38	6-62	2:23	TOUCHDOWN
2nd	2:15	TOW 22	6-17	0:56	FIELD GOAL
3rd	12:02	LSU 36	4-51	1:37	Fumble
3rd	9:00	TOW 44	3-(10)	1:41	Punt
3rd	7:19	TOW 8	3-8	1:23	TOUCHDOWN
3rd	2:23	LSU 30	6-70	2:31	TOUCHDOWN
4th	8:49	LSU 29	9-71	3:27	TOUCHDOWN
4th	1:24	LSU 22	2-(6)	1:24	End of Half

### at Florida

Qtr.	Time	Start	PI-Yds	TOP	Result
1st	15:00	LSU 22	10-64	4:12	FIELD GOAL
1st	5:50	LSU 9	3-2	1:49	Punt
1st	1:19	LSU 6	3-6	1:19	Punt
2nd	13:35	LSU 21	3-0	0:20	Interception
2nd	10:57	LSU 8	3-6	1:22	Punt
2nd	6:05	LSU 25	3-10	2:15	Punt
2nd	2:02	UF 7	4-3	1:38	FIELD GOAL
3rd	11:30	LSU 21	6-30	2:31	Punt
3rd	5:15	LSU 18	3-59	1:02	Fumble
4th	13:18	LSU 25	6-18	4:15	Punt
4th	5:43	LSU 20	7-11	1:53	Punt
4th	0:09	LSU 22	1-8	0:00	Fumble

### South Carolina

Qtr.	Time	Start	PI-Yds	TOP	Result
1st	13:19	LSU 26	16-69	7:47	FIELD GOAL
1st	1:38	LSU 42	5-24	1:34	Interception
2nd	14:54	LSU 35	12-50	4:00	Missed FG
2nd	9:03	LSU 35	6-27	4:04	Punt
2nd	0:46	LSU 3	1-(1)	0:46	End of Half
3rd	14:49	LSU 31	9-69	3:36	TOUCHDOWN
3rd	8:52	LSU 25	5-8	2:00	Punt
3rd	5:02	LSU 35	3-(1)	0:59	Punt
3rd	3:14	LSU 22	16-75	7:57	FIELD GOAL
4th	9:13	USC 22	5-17	2:36	FIELD GOAL
4th	5:15	LSU 50	1-50	0:12	TOUCHDOWN
4th	1:41	USC 49	3-5	1:06	Punt

## OPPONENT DRIVE CHARTS

### at Auburn

Qtr.	Time	Start	PI-Yds	TOP	Result
1st	15:00	AUB 25	3-(4)	0:55	Punt
1st	8:31	AUB 3	1-(3)	0:10	SAFETY
1st	4:18	AUB 20	3-0	2:05	Punt
1st	1:02	LSU 26	3-26	1:02	TOUCHDOWN
2nd	12:20	AUB 20	5-22	3:15	Punt
2nd	6:26	AUB 35	9-42	5:05	FIELD GOAL
2nd	0:26	AUB 10	1-(2)	0:26	End of Half
3rd	11:47	AUB 16	4-(7)	2:10	Punt
3rd	5:26	AUB 44	3-4	1:44	Fumble
3rd	2:28	AUB 18	7-42	3:24	Interception
4th	12:58	AUB 27	3-9	2:07	Punt
4th	8:04	AUB 30	6-20	3:47	Punt
4th	0:39	AUB 20	5-17	0:39	Interception

### Towson

Qtr.	Time	Start	PI-Yds	TOP	Result
1st	12:18	TOW 20	3-4	1:41	Punt
1st	10:19	TOW 17	5-13	2:27	Punt
1st	5:55	TOW 17	6-12	2:29	Punt
1st	2:09	LSU 38	8-29	3:35	FIELD GOAL
2nd	12:19	TOW 36	1-0	0:10	Fumble
2nd	10:39	TOW 34	6-5	3:08	Punt
2nd	6:44	LSU 45	4-45	1:29	TOUCHDOWN
2nd	2:52	TOW 25	3-(9)	0:37	Punt
2nd	1:13	TOW 18	5-19	1:13	End of Half
3rd	14:54	TOW 25	6-39	2:52	Missed FG
3rd	10:25	TOW 13	3-(2)	1:25	Punt
3rd	5:56	TOW 25	7-16	3:33	Punt
4th	14:45	TOW 36	12-64	5:47	TOUCHDOWN
4th	5:15	TOW 20	6-80	3:45	TOUCHDOWN

### at Florida

Qtr.	Time	Start	PI-Yds	TOP	Result
1st	10:48	UF 14	9-26	4:58	Punt
1st	4:01	UF 45	3-(12)	2:42	Punt
2nd	15:00	UF 40	4-(5)	1:25	Punt
2nd	13:15	LSU 38	3-(11)	2:18	Punt
2nd	9:35	UF 29	8-46	3:30	Fumble
2nd	3:50	UF 17	4-(10)	1:48	Fumble
2nd	0:24	UF 22	1-(2)	0:24	End of Half
3rd	15:00	UF 16	6-17	3:30	Punt
3rd	8:59	UF 15	8-85	3:44	TOUCHDOWN
3rd	4:13	UF 23	11-77	5:55	TOUCHDOWN
4th	9:03	UF 26	5-21	3:20	Punt
4th	3:50	UF 12	7-30	3:41	Punt
4th	0:09	LSU 30	1-(2)	0:09	End of Half

### South Carolina

Qtr.	Time	Start	PI-Yds	TOP	Result
1st	15:00	USC 25	3-9	1:41	Punt
1st	5:29	USC 12	6-15	3:51	Punt
1st	0:04	LSU 1	2-1	0:10	TOUCHDOWN
2nd	10:54	USC 20	3-9	1:51	Punt
2nd	4:59	USC 28	12-35	4:13	Punt
3rd	11:13	USC 25	5-16	2:21	Punt
3rd	6:52	USC 46	5-54	1:41	TOUCHDOWN
3rd	4:03	USC 42	3-1	0:49	Punt
4th	10:17	USC 25	3-4	1:04	Interception
4th	6:32	USC 19	3-(12)	1:17	Punt
4th	4:54	USC 23	11-77	3:13	TOUCHDOWN
4th	0:35	USC 20	4-12	0:35	Interception

## LSU SUPERLATIVES

### Highs

Points Scored	63 vs. Idaho (9/15)
Total Yards	508 vs. North Texas (9/1)
Rushing Yards	316 vs. North Texas (9/1)
Rushing Attempts	53 vs. South Carolina (10/13)
Rushing TDs	5 vs. Idaho (9/15)
Passing Yards	222 vs. Idaho (9/15)
Passes Completed	19 vs. North Texas (9/1)
Passes Attempted	27 vs. Auburn (9/22)
Passing TDs	2 (several) last by Towson (9/29)
Passes Intercepted	1 (several) last vs. South Carolina (10/13)
First Downs	26 vs. North Texas (9/1)
Penalties	10 (several) last vs. Towson (9/29)
Penalty Yards	83 vs. Florida (10/6)
Sacks	5 vs. Florida (10/6)

### Lows

Points Scored	6 vs. Florida (10/6)
Total Yards	200 vs. Florida (10/6)
Rushing Yards	43 vs. Florida (10/6)
Rushing Attempts	25 vs. Florida (10/6)
Rushing TDs	0 vs. Florida (10/6)
Passing Yards	148 vs. South Carolina (10/13)
Passes Completed	11 vs. Florida (10/6)
Passes Attempted	19 vs. Washington (9/8)
Passing TDs	0 (several) last vs. South Carolina (10/13)
Passes Intercepted	0 (several) last vs. Towson (9/29)
First Downs	8 vs. Florida (10/6)
Penalties	5 (several) last vs. South Carolina (10/13)
Penalty Yards	29 vs. South Carolina (10/13)
Sacks	0 (several) last vs. Idaho (9/15)

### Individual

All-Purpose Yds	163 by Odell Beckham Jr. vs. Towson (9/29)
Rushing Yards	141 by Kenny Hilliard vs. North Texas (9/1)
Rushing Carries	17 by Jeremy Hill vs. South Carolina (10/13)
Rushing TDs	2 (several) last by Jeremy Hill vs. South Carolina (10/13)
Longest Rush	78 by Russell Shepard vs. Towson (9/29)
Passing Yards	238 by Zach Mettenberger vs. Towson (9/29)
Pass Completions	19 by Zach Mettenberger vs. North Texas (9/1)
Passing Attempts	27 by Zach Mettenberger vs. Auburn (9/22)
Passes Intercepted	1 by Zach Mettenberger (several) last vs. South Carolina (10/13)
Passing TDs	2 by Zach Mettenberger (several) last vs. Towson (9/29)
Longest Pass	56 by Zach Mettenberger vs. Florida (10/6)
Receiving Yards	128 by Odell Beckham Jr. vs. Towson (9/29)
Receptions	8 by Jarvis Landry vs. North Texas (9/1)
Receiving TDs	2 by Odell Beckham Jr. vs. Towson (9/29)
Longest Reception	56 by Odell Beckham Jr. vs. Florida (10/6)
FG's Made	3 by Drew Alleman vs. South Carolina (10/13)
FG's Attempted	4 by Drew Alleman vs. South Carolina (10/13)
Longest FG Made	44 yd by Drew Alleman vs. North Texas (9/1)
PAT's	9 by Drew Alleman vs. Idaho (9/15)
Punts	8 by Brad Wing vs. Auburn (9/22)
Punts Average	54.3 by Brad Wing vs. Washington (9/8)
Longest Punt	62 by Brad Wing vs. Washington (9/8)
Punt Return Yds	75 by Odell Beckham Jr. vs. North Texas (9/1)
Longest Punt Ret.	70 by Odell Beckham Jr. vs. North Texas (9/1)
KO Return Yards	99 by Michael Ford vs. Idaho (9/15)
Longest KO Ret.	42 by Michael Ford vs. Idaho (9/15)
Total Tackles	20 by Kevin Minnter vs. Florida (10/6)
Tackles for Loss	3.5 by Sam Montgomery vs. Auburn (9/22)
Sacks	2 (several) last by Sam Montgomery vs. South Carolina (10/13)
Interceptions	2 by Ronald Martin vs. Idaho (9/15)
Int. Return Yards	45 by Ronald Martin vs. Idaho (9/15)

## OPPONENT SUPERLATIVES

### Highs

Points Scored	22 by Towson (9/29)
Total Yards	291 by Towson (9/29)
Rushing Yards	188 by Towson (9/29)
Rushing Attempts	58 by Florida (10/6)
Rushing TDs	2 (several) last by South Carolina (10/13)
Passing Yards	177 by South Carolina (10/13)
Passes Completed	23 by Idaho (9/15)
Passes Attempted	36 (several) last by Idaho (9/15)
Passing TDs	2 (several) last by South Carolina (10/13)
Passes Intercepted	4 by Idaho (9/15)
First Downs	22 by Florida (10/6)
Penalties	11 by Washington (9/8)
Penalty Yards	74 by Washington (9/8)
Sacks	4 (several) last by Florida (10/6)

### Lows

Points Scored	3 by Washington (9/8)
Total Yards	183 (several) last by Auburn (9/22)
Rushing Yards	26 by Washington (9/8)
Rushing Attempts	24 by Washington (9/8)
Rushing TDs	0 (several) last by Washington (9/8)
Passing Yards	61 by Florida (10/6)
Passes Completed	8 (several) last by Florida (10/6)
Passes Attempted	12 by Florida (10/6)
Passing TDs	0 (several) last by Florida (10/6)
Passes Intercepted	0 by Towson (9/29)
First Downs	9 (several) by Auburn (9/22)
Penalties	4 (several) last by South Carolina (10/13)
Penalty Yards	15 by Towson (9/29)
Sacks	0 by Washington (9/8)

### Individual

All-Purpose Yds	184 by Brelan Chancellor for North Texas (9/1)
Rushing Yards	146 by Mike Gillislee for Florida (10/6)
Rushing Carries	34 by Mike Gillislee for Florida (10/6)
Rushing TDs	2 (several) last by Mike Gillislee for Florida (10/6)
Longest Rush	43 by Grant Enders for Towson (9/29)
Passing Yards	177 by Connor Shaw for South Carolina (10/13)
Pass Completions	23 by Dominique Blackman for Idaho (9/15)
Passing Attempts	37 by Keith Price for Washington (9/8)
Passes Intercepted	4 by Dominique Blackman for Idaho (9/15)
Passing TDs	2 (several) last by Connor Shaw for South Carolina (10/13)
Longest Pass	80 by Derek Thompson for North Texas (9/1)
Receiving Yards	114 by Brelan Chancellor for North Texas (9/1)
Receptions	6 by Austin Seferian-Jenkins for Washington (9/8)
Receiving TDs	2 by Brelan Chancellor for North Texas (9/1)
Longest Reception	80 by Brelan Chancellor for North Texas (9/1)
FG's Made	1 (several) last by D.J. Soven for Towson (9/29)
FG's Attempted	2 by D.J. Soven for Towson (9/29)
Longest FG Made	40 yd by Cody Parkey for Auburn (9/22)
PAT's	2 (several) last by Adam Yates for South Carolina (10/13)
Punts	8 (several) last by Corey Durkee for Washington (9/8)
Punts Average	49.1 by Kyle Christy for Florida (10/6)
Longest Punt	61 by Kyle Christy for Florida (10/6)
Punt Return Yds	50 by Ace Sanders for South Carolina (10/13)
Longest Punt Ret.	50 by Ace Sanders for South Carolina (10/13)
KO Return Yards	74 by Brelan Chancellor for North Texas (9/1)
Longest KO Ret.	43 by Oterio McCaleb for Auburn (9/22)
Total Tackles	14 by Shaq Wilson for South Carolina (10/13)
Tackles for Loss	2.5 by Monte Gaddis for Towson (9/29)
Sacks	2.0 (several) last by Tye Smith for Towson (9/29)
Interceptions	1 (several) last by Jimmy Legree for South Carolina (10/13)
Int. Return Yards	94 by Gary Walker for Idaho (9/15)

2012 LSU Football  
 LSU Game Results (as of Oct 14, 2012)  
 All games

Date	Opponent		Score	Overall	Conference	Time	Attend
Sep 01, 2012	NORTH TEXAS	W	41-14	1-0	0-0	3:30	92059
Sep 08, 2012	WASHINGTON	W	41-3	2-0	0-0	3:22	92804
Sep 15, 2012	IDAHO	W	63-14	3-0	0-0	3:13	92177
* Sep 22, 2012	at Auburn	W	12-10	4-0	1-0	3:21	86721
Sep 29, 2012	TOWSON	W	38-22	5-0	1-0	3:33	92154
* Oct 06, 2012	at #10 Florida	L	6-14	5-1	1-1	3:23	90824
* Oct 13, 2012	#3 SOUTH CAROLINA	W	23-21	6-1	2-1	3:27	92734

**2012 LSU Football**  
**LSU Overall Team Statistics (as of Oct 14, 2012)**  
**All games**

<b>Team Statistics</b>	<b>LS</b>	<b>OPP</b>
<b>SCORING</b>	224	98
Points Per Game	32.0	14.0
<b>FIRST DOWNS</b>	134	99
Rushing	72	43
Passing	53	41
Penalty	9	15
<b>RUSHING YARDAGE</b>	1448	625
Yards gained rushing	1631	864
Yards lost rushing	183	239
Rushing Attempts	294	238
Average Per Rush	4.9	2.6
Average Per Game	206.9	89.3
TDs Rushing	18	6
<b>PASSING YARDAGE</b>	1322	912
Comp-Att-Int	101-171-4	101-195-10
Average Per Pass	7.7	4.7
Average Per Catch	13.1	9.0
Average Per Game	188.9	130.3
TDs Passing	6	7
<b>TOTAL OFFENSE</b>	2770	1537
Total Plays	465	433
Average Per Play	6.0	3.5
Average Per Game	395.7	219.6
<b>KICK RETURNS: #-Yards</b>	14-322	26-449
<b>PUNT RETURNS: #-Yards</b>	22-181	7-52
<b>INT RETURNS: #-Yards</b>	10-131	4-166
<b>KICK RETURN AVERAGE</b>	23.0	17.3
<b>PUNT RETURN AVERAGE</b>	8.2	7.4
<b>INT RETURN AVERAGE</b>	13.1	41.5
<b>FUMBLES-LOST</b>	14-8	9-6
<b>PENALTIES-Yards</b>	55-417	44-298
Average Per Game	59.6	42.6
<b>PUNTS-Yards</b>	34-1480	51-2079
Average Per Punt	43.5	40.8
Net punt average	39.1	36.8
<b>TIME OF POSSESSION/Game</b>	30:02	29:58
<b>3RD-DOWN Conversions</b>	41/98	30/101
3rd-Down Pct	42%	30%
<b>4TH-DOWN Conversions</b>	1/1	4/8
4th-Down Pct	100%	50%
<b>SACKS BY-Yards</b>	20-133	16-119
<b>MISC YARDS</b>	0	0
<b>TOUCHDOWNS SCORED</b>	27	13
<b>FIELD GOALS-ATTEMPTS</b>	11-15	3-4
<b>ON-SIDE KICKS</b>	0-0	0-0
<b>RED-ZONE SCORES</b>	(25-32) 78%	(13-13) 100%
<b>RED-ZONE TOUCHDOWNS</b>	(15-32) 47%	(11-13) 85%
<b>PAT-ATTEMPTS</b>	(27-27) 100%	(11-12) 92%
<b>ATTENDANCE</b>	461928	177545
Games/ Avg Per Game	5/92386	2/88772
Neutral Site Games		0/0

<b>Score by Quarters</b>	<b>1st</b>	<b>2nd</b>	<b>3rd</b>	<b>4th</b>	<b>OT</b>	<b>Total</b>
LSU	64	43	55	62	0	224
Opponents	10	40	14	34	0	98



**2012 LSU Football**  
**LSU Overall Individual Statistics (as of Oct 14, 2012)**  
**All games**

<u>Rushing</u>	<u>gp-gs</u>	<u>att</u>	<u>gain</u>	<u>loss</u>	<u>net</u>	<u>avg</u>	<u>td</u>	<u>lg</u>	<u>avg/g</u>
Kenny Hilliard	7-1	68	427	12	415	6.1	6	71	59.3
Michael Ford	7-0	49	282	3	279	5.7	2	22	39.9
Alfred Blue	3-3	40	275	5	270	6.8	2	37	90.0
Spencer Ware	6-3	54	253	13	240	4.4	0	30	40.0
Jeremy Hill	5-0	30	195	0	195	6.5	4	50	39.0
Russell Shepard	7-1	8	111	5	106	13.2	1	78	15.1
J.C. Copeland	7-6	12	53	0	53	4.4	3	16	7.6
Connor Neighbors	7-0	1	5	0	5	5.0	0	5	0.7
Stephen Rivers	3-0	1	2	0	2	2.0	0	2	0.7
Terrence Magee	7-0	1	0	0	0	0.0	0	0	0.0
TEAM	4-0	6	0	15	-15	-2.5	0	0	-3.8
Zach Mettenberger	7-7	24	28	130	-102	-4.2	0	7	-14.6
Total	7	294	1631	183	1448	4.9	18	78	206.9
Opponents	7	238	864	239	625	2.6	6	43	89.3

<u>Passing</u>	<u>gp-gs</u>	<u>effic</u>	<u>comp-att-int</u>	<u>pct</u>	<u>yds</u>	<u>td</u>	<u>lg</u>	<u>avg/g</u>
Zach Mettenberger	7-7	132.45	101-169-4	59.8	1322	6	56	188.9
Stephen Rivers	3-0	0.00	0-1-0	0.0	0	0	0	0.0
Spencer Ware	6-3	0.00	0-1-0	0.0	0	0	0	0.0
Total	7	130.91	101-171-4	59.1	1322	6	56	188.9
Opponents	7	92.67	101-195-10	51.8	912	7	80	130.3

<u>Receiving</u>	<u>gp-gs</u>	<u>no.</u>	<u>yds</u>	<u>avg</u>	<u>td</u>	<u>lg</u>	<u>avg/g</u>
Odell Beckham, Jr.	7-7	22	385	17.5	2	56	55.0
Jarvis Landry	7-0	22	219	10.0	1	33	31.3
James Wright	6-4	13	133	10.2	0	23	22.2
Kadron Boone	7-2	11	183	16.6	3	34	26.1
Alfred Blue	3-3	7	45	6.4	0	14	15.0
Russell Shepard	7-1	6	92	15.3	0	33	13.1
Spencer Ware	6-3	5	100	20.0	0	33	16.7
Chase Clement	7-7	4	44	11.0	0	27	6.3
Jeremy Hill	5-0	3	45	15.0	0	21	9.0
Nic Jacobs	7-1	3	43	14.3	0	21	6.1
Kenny Hilliard	7-1	2	17	8.5	0	10	2.4
J.C. Copeland	7-6	1	7	7.0	0	7	1.0
Terrence Magee	7-0	1	7	7.0	0	7	1.0
Michael Ford	7-0	1	2	2.0	0	2	0.3
Total	7	101	1322	13.1	6	56	188.9
Opponents	7	101	912	9.0	7	80	130.3

<u>Punt Returns</u>	<u>no.</u>	<u>yds</u>	<u>avg</u>	<u>td</u>	<u>lg</u>
Odell Beckham, Jr.	21	174	8.3	1	70
Jarvis Landry	1	7	7.0	0	7
Total	22	181	8.2	1	70
Opponents	7	52	7.4	0	50

<u>Interceptions</u>	<u>no.</u>	<u>yds</u>	<u>avg</u>	<u>td</u>	<u>lg</u>
Eric Reid	2	29	14.5	0	29
Ronald Martin	2	45	22.5	1	45
Jalen Mills	2	18	9.0	0	14
Lavar Edwards	1	23	23.0	1	23
Craig Loston	1	10	10.0	0	10
Tharold Simon	1	6	6.0	0	6
Luke Muncie	1	0	0.0	0	0
Total	10	131	13.1	2	45
Opponents	4	166	41.5	0	94

<u>Kick Returns</u>	<u>no.</u>	<u>yds</u>	<u>avg</u>	<u>td</u>	<u>lg</u>
Michael Ford	6	176	29.3	0	42
Odell Beckham, Jr.	4	74	18.5	0	34
Jarvis Landry	3	61	20.3	0	22
Nic Jacobs	1	11	11.0	0	11
Total	14	322	23.0	0	42
Opponents	26	449	17.3	0	43

<u>Fumble Returns</u>	<u>no.</u>	<u>yds</u>	<u>avg</u>	<u>td</u>	<u>lg</u>
Kwon Alexander	1	15	15.0	0	15
Total	1	15	15.0	0	15
Opponents	0	0	0.0	0	0

**2012 LSU Football**  
**LSU Overall Individual Statistics (as of Oct 14, 2012)**  
**All games**

Scoring	td	fg	PAT				dxp	saf	pts
			kick	rush	rcv	pass			
Drew Alleman	-	11-15	27-27	-	-	-	-	-	60
Kenny Hilliard	6	-	-	-	-	-	-	-	36
Jeremy Hill	4	-	-	-	-	-	-	-	24
Odell Beckham, Jr.	3	-	-	-	-	-	-	-	18
J.C. Copeland	3	-	-	-	-	-	-	-	18
Kadron Boone	3	-	-	-	-	-	-	-	18
Michael Ford	2	-	-	-	-	-	-	-	12
Alfred Blue	2	-	-	-	-	-	-	-	12
Ronald Martin	1	-	-	-	-	-	-	-	6
Lavar Edwards	1	-	-	-	-	-	-	-	6
Russell Shepard	1	-	-	-	-	-	-	-	6
Jarvis Landry	1	-	-	-	-	-	-	-	6
Sam Montgomery	-	-	-	-	-	-	1	-	2
<b>Total</b>	<b>27</b>	<b>11-15</b>	<b>27-27</b>	<b>-</b>	<b>-</b>	<b>-</b>	<b>-</b>	<b>1</b>	<b>224</b>
<b>Opponents</b>	<b>13</b>	<b>3-4</b>	<b>11-12</b>	<b>0-1</b>	<b>-</b>	<b>-</b>	<b>-</b>	<b>-</b>	<b>98</b>

Total Offense	g	plays	rush	pass	total	avg/g
Zach Mettenberger	7	193	-102	1322	1220	174.3
Kenny Hilliard	7	68	415	0	415	59.3
Michael Ford	7	49	279	0	279	39.9
Alfred Blue	3	40	270	0	270	90.0
Spencer Ware	6	55	240	0	240	40.0
Jeremy Hill	5	30	195	0	195	39.0
Russell Shepard	7	8	106	0	106	15.1
J.C. Copeland	7	12	53	0	53	7.6
Connor Neighbors	7	1	5	0	5	0.7
Stephen Rivers	3	2	2	0	2	0.7
<b>TEAM</b>	<b>4</b>	<b>6</b>	<b>-15</b>	<b>0</b>	<b>-15</b>	<b>-3.8</b>
<b>Total</b>	<b>7</b>	<b>465</b>	<b>1448</b>	<b>1322</b>	<b>2770</b>	<b>395.7</b>
<b>Opponents</b>	<b>7</b>	<b>433</b>	<b>625</b>	<b>912</b>	<b>1537</b>	<b>219.6</b>

Field Goals	fg	pct.	01-19	20-29	30-39	40-49	50-99	lg	blk
Drew Alleman	11-15	73.3	1-1	5-5	4-7	1-1	0-1	44	0

FG Sequence	LSU	Opponents
North Texas	(44),34,(30)	-
Washington	(18),(32)	(34)
Idaho	-	-
Auburn	(30),34	(40)
Towson	51,(23)	(26),53
Florida	(31),(21)	-
South Carolina	(23),32,(20),(22)	-

Punting	no.	yds	avg	lg	tb	fc	i20	50+	blk
Brad Wing	31	1357	43.8	62	5	9	12	9	0
Jamie Keehn	3	123	41.0	51	0	1	1	1	0
<b>Total</b>	<b>34</b>	<b>1480</b>	<b>43.5</b>	<b>62</b>	<b>5</b>	<b>10</b>	<b>13</b>	<b>10</b>	<b>0</b>
<b>Opponents</b>	<b>51</b>	<b>2079</b>	<b>40.8</b>	<b>61</b>	<b>1</b>	<b>11</b>	<b>11</b>	<b>10</b>	<b>0</b>

Kickoffs	no.	yds	avg	tb	ob	retn	net	ydln
James Hairston	45	2837	63.0	19	0			
<b>Total</b>	<b>45</b>	<b>2837</b>	<b>63.0</b>	<b>19</b>	<b>0</b>	<b>17.3</b>	<b>44.6</b>	<b>20</b>
<b>Opponents</b>	<b>24</b>	<b>1365</b>	<b>56.9</b>	<b>6</b>	<b>3</b>	<b>23.0</b>	<b>38.5</b>	<b>26</b>

Numbers in (parentheses) indicate field goal was made.

**2012 LSU Football**  
**LSU Overall Individual Statistics (as of Oct 14, 2012)**  
**All games**

<u>All Purpose</u>	<u>g</u>	<u>rush</u>	<u>rcv</u>	<u>pr</u>	<u>kr</u>	<u>ir</u>	<u>total</u>	<u>avg/g</u>
Odell Beckham,	7	0	385	174	74	0	633	90.4
Michael Ford	7	279	2	0	176	0	457	65.3
Kenny Hilliard	7	415	17	0	0	0	432	61.7
Spencer Ware	6	240	100	0	0	0	340	56.7
Alfred Blue	3	270	45	0	0	0	315	105.0
Jarvis Landry	7	0	219	7	61	0	287	41.0
Jeremy Hill	5	195	45	0	0	0	240	48.0
Russell Shepard	7	106	92	0	0	0	198	28.3
Kadron Boone	7	0	183	0	0	0	183	26.1
James Wright	6	0	133	0	0	0	133	22.2
J.C. Copeland	7	53	7	0	0	0	60	8.6
Nic Jacobs	7	0	43	0	11	0	54	7.7
Ronald Martin	7	0	0	0	0	45	45	6.4
Chase Clement	7	0	44	0	0	0	44	6.3
Eric Reid	7	0	0	0	0	29	29	4.1
Lavar Edwards	7	0	0	0	0	23	23	3.3
Jalen Mills	7	0	0	0	0	18	18	2.6
Craig Loston	6	0	0	0	0	10	10	1.7
Terrence Magee	7	0	7	0	0	0	7	1.0
Tharold Simon	7	0	0	0	0	6	6	0.9
Connor Neighbo	7	5	0	0	0	0	5	0.7
Stephen Rivers	3	2	0	0	0	0	2	0.7
TEAM	4	-15	0	0	0	0	-15	-3.8
Zach Mettenber	7	-102	0	0	0	0	-102	-14.6
Total	7	1448	1322	181	322	131	3404	486.3
Opponents	7	625	912	52	449	166	2204	314.9

**2012 LSU Football**  
**LSU Overall Defensive Statistics (as of Oct 14, 2012)**  
**All games**

##	Defensive Leaders	gp-gs	Tackles				tfl/yds	Sacks no-yds	Pass defense			Fumbles		blkd	
			ua	a	tot				int-yds	brup	qbh	rcv-yds	ff	kick	saf
46	Kevin Minter	7-7	30	33	63	8.5-29	2.0-16	.	3	1	.	1	.	.	
57	Lamin Barrow	7-7	24	27	51	4.0-4	.	.	1	4	.	.	.	.	
1	Eric Reid	7-7	18	21	39	1.0-1	.	2-29	3	.	.	.	.	.	
28	Jalen Mills	7-7	20	9	29	.	.	2-18	2	.	.	.	.	.	
90	Anthony Johnson	7-3	9	14	23	7.0-20	2.0-13	.	1	2	.	.	.	.	
24	Tharold Simon	7-7	14	8	22	.	.	1-6	3	.	1-0	.	.	.	
99	Sam Montgomery	7-6	10	11	21	8.5-33	4.0-20	.	.	3	.	1	.	1	
49	Barkevious Mingo	7-4	12	8	20	3.0-15	2.0-11	.	1	8	1-0	.	.	.	
6	Craig Loston	6-6	10	9	19	2.0-7	.	1-10	.	.	.	.	.	.	
26	Ronald Martin	7-1	9	8	17	1.0-1	.	2-45	.	.	.	.	.	.	
18	Bennie Logan	7-7	5	12	17	3.5-15	1.0-11	.	1	2	.	1	.	.	
89	Lavar Edwards	7-4	8	8	16	6.0-39	3.5-24	1-23	.	2	.	.	.	.	
34	Micah Eugene	7-0	11	2	13	3.0-14	3.0-14	.	1	.	.	.	.	.	
25	Kwon Alexander	6-2	7	4	11	1.0-2	.	.	1	1	2-15	1	.	.	
32	Jalen Collins	7-0	5	6	11	.	.	.	3	.	.	.	.	.	
45	Deion Jones	7-0	4	7	11	2.0-8	.	.	.	3	.	.	.	.	
77	Josh Downs	7-4	1	9	10	2.0-13	1.5-13	.	.	.	.	.	.	.	
52	Luke Muncie	7-4	6	4	10	1.0-2	.	1-0	.	.	.	.	.	.	
23	Lamar Louis	5-1	3	6	9	.	.	.	.	2	.	.	.	.	
94	Danielle Hunter	6-0	3	5	8	.	.	.	.	.	.	.	.	.	
12	Corey Thompson	7-0	2	4	6	.	.	.	.	.	.	.	.	.	
9	Ego Ferguson	7-0	1	4	5	0.5-1	.	.	.	.	.	.	.	.	
87	Chancey Aghayere	5-0	2	2	4	1.0-11	1.0-11	.	1	.	.	.	.	.	
59	Jermauria Rasco	7-0	1	3	4	2.0-3	.	.	.	1	.	1	.	.	
80	Jarvis Landry	7-0	2	2	4	.	.	.	.	.	2-0	.	.	.	
22	Ronnie Feist	5-0	1	2	3	.	.	.	.	.	.	.	.	.	
48	Seth Fruge	7-0	1	2	3	.	.	.	.	.	.	.	.	.	
10	Russell Shepard	7-1	2	.	2	.	.	.	.	.	.	.	.	.	
39	Jerqwinick Sandolph	3-0	1	1	2	.	.	.	.	.	.	.	.	.	
95	Quentin Thomas	3-0	.	1	1	.	.	.	.	.	.	.	.	.	
33	Jeremy Hill	5-0	1	.	1	.	.	.	.	.	.	.	.	.	
96	Mickey Johnson	1-0	.	1	1	.	.	.	.	.	.	.	.	.	
88	Chase Clement	7-7	1	.	1	.	.	.	.	.	.	.	.	.	
35	Lorenzo Phillips	4-0	1	.	1	.	.	.	.	.	.	.	.	.	
3J	James Hairston	7-0	1	.	1	.	.	.	.	.	.	.	.	.	
3	Odell Beckham, Jr.	7-7	.	1	1	.	.	.	.	.	.	.	.	.	
42	Michael Ford	7-0	.	1	1	.	.	.	.	.	.	.	.	.	
86	Kadron Boone	7-2	.	1	1	.	.	.	.	.	.	.	.	.	
38	Brad Wing	6-0	1	.	1	.	.	.	.	.	.	.	.	.	
82	James Wright	6-4	1	.	1	.	.	.	.	.	.	.	.	.	
Total		7	228	236	464	57-218	20-133	10-131	21	29	6-15	5	.	1	
Opponents		7	246	290	536	34-160	16-119	4-166	20	10	8-0	10	.	.	

**2012 LSU Football**  
**LSU Team Game-by-Game (as of Oct 14, 2012)**  
**All games**

**TEAM STATISTICS**

Date	Opponent	Rushing				Receiving				Passing				Kick Returns				Punt Returns				tot off
		no.	yds	td	lg	no.	yds	td	lg	cmp-att-int	yds	td	lg	no.	yds	td	lg	no.	yds	td	lg	
Sep 01	NORTH TEXAS	46	316	3	60	19	192	1	34	19-26-1	192	1	34	1	26	0	26	4	75	1	70	508
Sep 08	WASHINGTON	52	242	4	21	12	195	1	32	12-19-0	195	1	32	2	54	0	34	3	11	0	7	437
Sep 15	IDAHO	39	250	5	71	17	222	2	46	17-23-1	222	2	46	3	99	0	42	4	31	0	11	472
Sep 22	at Auburn	44	182	1	30	15	169	0	33	15-27-0	169	0	33	1	22	0	22	1	-5	0	0	351
Sep 29	TOWSON	35	158	3	78	15	238	2	53	15-26-0	238	2	53	3	24	0	19	3	41	0	30	396
Oct 06	at Florida	25	42	0	13	11	158	0	56	11-25-1	158	0	56	2	38	0	20	4	22	0	11	200
Oct 13	SOUTH CAROLINA	53	258	2	50	12	148	0	27	12-25-1	148	0	27	2	59	0	31	3	6	0	4	406
Opponents		294	1448	18	78	101	1322	6	56	101-171-4	1322	6	56	14	322	0	42	22	181	1	70	2770
Opponents		238	625	6	43	101	912	7	80	101-195-10	912	7	80	26	449	0	43	7	52	0	50	1537

Games played: 7  
 Avg per rush: 4.9  
 Avg per catch: 13.1  
 Pass efficiency: 130.91  
 Kick ret avg: 23.0  
 Punt ret avg: 8.2  
 All purpose avg/game: 486.3  
 Total offense avg/gm: 395.7

Date	Opponent	Tackles				Sacks no-yds	Fumble		Pass Defense			Blkd kick	PAT Attempts			saf	pts
		ua	a	total	tfl-yds		ff	fr-yds	int-yds	qbh	brup		kick	rush	rcv		
Sep 01	NORTH TEXAS	21	46	67	6.0-23	0.0-0	1	1-0	1-0	3	4	0	5-5	0	0	0	41
Sep 08	WASHINGTON	31	28	59	8.0-35	4.0-28	0	0-0	1-4	7	7	0	5-5	0	0	0	41
Sep 15	IDAHO	35	38	73	6.0-11	0.0-0	0	0-0	4-82	0	4	0	9-9	0	0	0	63
Sep 22	at Auburn	34	14	48	14.0-46	4.0-17	0	1-0	2-6	5	0	0	1-1	0	0	1	12
Sep 29	TOWSON	23	62	85	7.0-22	3.0-15	1	2-0	0-0	8	3	0	5-5	0	0	0	38
Oct 06	at Florida	54	16	70	9.0-48	5.0-43	2	2-15	0-0	0	1	0	0-0	0	0	0	6
Oct 13	SOUTH CAROLINA	30	32	62	7.0-33	4.0-30	1	0-0	2-39	6	2	0	2-2	0	0	0	23
Opponents		228	236	464	57.0-218	20.0-133	5	6-15	10-131	29	21	0	27-27	0	0	1	224
Opponents		246	290	536	34.0-160	16.0-119	10	8-0	4-166	10	20	0	11-12	0	0	0	98

Date	Opponent	Punting									Field Goals			Kickoffs				
		no.	yds	avg	long	blkd	tb	fc	50+	i20	md-att	long	blkd	no.	yds	avg	tb	ob
Sep 01	NORTH TEXAS	3	123	41.0	51	0	0	1	1	1	2-3	44	0	8	500	62.5	4	0
Sep 08	WASHINGTON	3	163	54.3	62	0	1	0	2	1	2-2	32	0	8	509	63.6	5	0
Sep 15	IDAHO	5	226	45.2	51	0	1	1	1	3	0-0	0	0	10	642	64.2	4	0
Sep 22	at Auburn	8	338	42.2	60	0	1	3	2	3	1-2	30	0	3	190	63.3	1	0
Sep 29	TOWSON	4	177	44.2	50	0	1	0	1	2	1-2	23	0	7	419	59.9	2	0
Oct 06	at Florida	7	319	45.6	57	0	0	5	2	3	2-2	31	0	3	194	64.7	0	0
Oct 13	SOUTH CAROLINA	4	134	33.5	56	0	1	0	1	0	3-4	23	0	6	383	63.8	3	0
Opponents		34	1480	43.5	62	0	5	10	10	13	11-15	44	0	45	2837	63.0	19	0
Opponents		51	2079	40.8	61	0	1	11	10	11	3-4	40	0	24	1365	56.9	6	3

**2012 LSU Football**  
**LSU Opponent Game-by-Game (as of Oct 14, 2012)**  
**All games**

**OPPONENT STATISTICS**

Date	Opponent	Rushing				Receiving				Passing				Kick Returns				Punt Returns				tot off	
		no.	yds	td	lg	no.	yds	td	lg	cmp	att	int	yds	td	lg	no.	yds	td	lg	no.	yds		td
Sep 01	NORTH TEXAS	35	76	0	12	8	143	2	80	8-21-1	143	2	80	4	74	0	26	0	0	0	0	0	219
Sep 08	WASHINGTON	24	26	0	9	17	157	0	22	17-36-1	157	0	22	3	63	0	30	1	1	0	1	183	
Sep 15	IDAHO	26	39	0	21	23	174	2	22	23-36-4	174	2	22	6	75	0	16	2	-5	0	0	213	
Sep 22	at Auburn	30	86	1	26	13	97	0	23	13-22-2	97	0	23	2	59	0	43	1	0	0	0	183	
Sep 29	TOWSON	40	188	2	43	13	103	1	22	13-33-0	103	1	22	5	80	0	33	2	6	0	10	291	
Oct 06	at Florida	58	176	2	17	8	61	0	14	8-12-0	61	0	14	3	51	0	21	0	0	0	0	237	
Oct 13	SOUTH CAROLINA	25	34	1	17	19	177	2	29	19-35-2	177	2	29	3	47	0	23	1	50	0	50	211	
LSU		238	625	6	43	101	912	7	80	101-195-10	912	7	80	26	449	0	43	7	52	0	50	1537	
LSU		294	1448	18	78	101	1322	6	56	101-171-4	1322	6	56	14	322	0	42	22	181	1	70	2770	

Games played: 7  
 Avg per rush: 2.6  
 Avg per catch: 9.0  
 Pass efficiency: 92.67  
 Kick ret avg: 17.3  
 Punt ret avg: 7.4  
 All purpose avg/game: 314.9  
 Total offense avg/gm: 219.6

Date	Opponent	Tackles				Sacks no-yds	Fumble		Pass Defense			Blkd kick	PAT Attempts			saf	pts	
		ua	a	total	tfl-yds		ff	fr-yds	int-yds	qbh	brup		kick	rush	rcv			
Sep 01	NORTH TEXAS	34	52	86	5.0-33	2.0-25	0	0-0	1-0	1	0	0	2-2	0	0	0	0	14
Sep 08	WASHINGTON	33	58	91	1.0-3	0.0-0	1	1-0	0-0	0	3	0	0-0	0	0	0	0	3
Sep 15	IDAHO	38	38	76	6.0-19	3.0-12	1	0-0	1-94	0	2	0	2-2	0	0	0	0	14
Sep 22	at Auburn	38	38	76	5.0-21	2.0-15	1	2-0	0-0	7	5	0	1-1	0	0	0	0	10
Sep 29	TOWSON	34	26	60	6.0-46	4.0-42	5	3-0	0-0	1	2	0	1-2	0	0	0	0	22
Oct 06	at Florida	33	18	51	6.0-23	4.0-19	1	2-0	1-2	1	3	0	2-2	0	0	0	0	14
Oct 13	SOUTH CAROLINA	36	60	96	5.0-15	1.0-6	1	0-0	1-70	0	5	0	3-3	0	0	0	0	21
LSU		246	290	536	34.0-160	16.0-119	10	8-0	4-166	10	20	0	11-12	0	0	0	0	98
LSU		228	236	464	57.0-218	20.0-133	5	6-15	10-131	29	21	0	27-27	0	0	1	224	

Date	Opponent	Punting										Field Goals			Kickoffs				
		no.	yds	avg	long	blkd	tb	fc	50+	i20	md-att	long	blkd	no.	yds	avg	tb	ob	
Sep 01	NORTH TEXAS	8	327	40.9	48	0	0	1	0	2	0-0	0	0	3	195	65.0	2	0	
Sep 08	WASHINGTON	8	301	37.6	53	0	0	4	1	2	1-1	34	0	2	130	65.0	0	0	
Sep 15	IDAHO	7	316	45.1	52	0	0	2	2	1	0-0	0	0	3	184	61.3	0	0	
Sep 22	at Auburn	7	287	41.0	54	0	0	2	2	2	1-1	40	0	4	256	64.0	3	0	
Sep 29	TOWSON	7	245	35.0	54	0	0	0	1	0	1-2	26	0	5	202	40.4	0	1	
Oct 06	at Florida	7	344	49.1	61	0	1	1	4	3	0-0	0	0	3	193	64.3	1	0	
Oct 13	SOUTH CAROLINA	7	259	37.0	43	0	0	1	0	1	0-0	0	0	4	205	51.2	0	2	
LSU		51	2079	40.8	61	0	1	11	10	11	3-4	40	0	24	1365	56.9	6	3	
LSU		34	1480	43.5	62	0	5	10	10	13	11-15	44	0	45	2837	63.0	19	0	

# Player Game-by-Game Statistics

## PASSING

Zach Mettenberger	Att	Cmp	Int	Yds	TD	Lng
North Texas	26	19	1	192	1	34
Washington	18	12	0	195	1	32
Idaho	22	17	1	222	2	46
at Auburn	27	15	0	169	0	33
Towson	26	15	0	238	2	53
at Florida	25	11	1	158	0	56
South Carolina	25	12	1	148	0	27
at Texas A&M						
Alabama						
Mississippi State						
Ole Miss						
at Arkansas						
<b>TOTALS</b>	<b>169</b>	<b>101</b>	<b>4</b>	<b>1322</b>	<b>6</b>	<b>56</b>

Stephen Rivers	Att	Cmp	Int	Yds	TD	Lng
North Texas	0	0	0	0	0	0
Washington	0	0	0	0	0	0
Idaho	1	0	0	0	0	0
at Auburn	--DNP--					
Towson	--DNP--					
at Florida	--DNP--					
South Carolina	--DNP--					
at Texas A&M						
Alabama						
Mississippi State						
Ole Miss						
at Arkansas						
<b>TOTALS</b>	<b>1</b>	<b>0</b>	<b>0</b>	<b>0</b>	<b>0</b>	<b>0</b>

## RUSHING

Spencer Ware	Att	Gn	Ls	Net	TD	Lng
North Texas	--DNP--					
Washington	8	41	3	38	0	9
Idaho	--DNP--					
at Auburn	16	95	5	90	0	30
Towson	8	40	4	36	0	14
at Florida	8	21	0	21	0	5
South Carolina	14	56	1	55	0	11
at Texas A&M						
Alabama						
Mississippi State						
Ole Miss						
at Arkansas						
<b>TOTALS</b>	<b>54</b>	<b>253</b>	<b>13</b>	<b>240</b>	<b>0</b>	<b>30</b>

Alfred Blue	Att	Gn	Ls	Net	TD	Lng
North Texas	16	125	2	123	0	37
Washington	14	101	0	101	1	21
Idaho	10	49	3	46	1	9
at Auburn	--DNP--					
Towson	--DNP--					
at Florida	--DNP--					
South Carolina	--DNP--					
at Texas A&M						
Alabama						
Mississippi State						
Ole Miss						
at Arkansas						
<b>TOTALS</b>	<b>40</b>	<b>275</b>	<b>5</b>	<b>270</b>	<b>2</b>	<b>37</b>

Michael Ford	Att	Gn	Ls	Net	TD	Lng
North Texas	8	50	0	50	0	12
Washington	10	48	0	48	0	11
Idaho	1	9	0	9	0	9
at Auburn	8	42	1	41	1	18
Towson	11	76	0	76	1	22
at Florida	4	16	2	14	0	9
South Carolina	7	41	0	41	0	13
at Texas A&M						
Alabama						
Mississippi State						
Ole Miss						
at Arkansas						
<b>TOTALS</b>	<b>49</b>	<b>282</b>	<b>3</b>	<b>279</b>	<b>2</b>	<b>22</b>

Kenny Hilliard	Att	Gn	Ls	Net	TD	Lng
North Texas	13	141	0	141	2	60
Washington	13	46	0	46	2	9
Idaho	11	118	2	116	2	71
at Auburn	10	40	0	40	0	12
Towson	6	23	0	23	0	6
at Florida	10	41	8	33	0	17
South Carolina						
at Texas A&M						
Alabama						
Mississippi State						
Ole Miss						
at Arkansas						
<b>TOTALS</b>	<b>68</b>	<b>427</b>	<b>12</b>	<b>415</b>	<b>6</b>	<b>71</b>

Jeremy Hill	Att	Gn	Ls	Net	TD	Lng
North Texas	--DNP--					
Washington	--DNP--					
Idaho	10	61	0	61	2	16
at Auburn	0	0	0	0	0	0
Towson	1	2	0	2	0	2
at Florida	2	8	0	8	0	5
South Carolina	17	124	0	124	2	50
at Texas A&M						
Alabama						
Mississippi State						
Ole Miss						
at Arkansas						
<b>TOTALS</b>	<b>30</b>	<b>195</b>	<b>0</b>	<b>195</b>	<b>4</b>	<b>50</b>

Zach Mettenberger	Att	Gn	Ls	Net	TD	Lng
North Texas	2	0	25	-25	0	0
Washington	2	7	0	7	0	5
Idaho	4	7	13	-6	0	7
at Auburn	6	14	15	-1	0	5
Towson	5	0	52	-52	0	0
at Florida	4	0	19	-19	0	0
South Carolina	1	0	6	-6	0	0
at Texas A&M						
Alabama						
Mississippi State						
Ole Miss						
at Arkansas						
<b>TOTALS</b>	<b>24</b>	<b>28</b>	<b>130</b>	<b>-102</b>	<b>0</b>	<b>7</b>

Russell Shepard	Att	Gn	Ls	Net	TD	Lng
North Texas	1	0	5	-5	0	0
Washington	0	0	0	0	0	0
Idaho	3	24	0	24	0	18
at Auburn	2	7	0	7	0	4
Towson	1	78	0	78	1	78
at Florida	1	2	0	2	0	2
South Carolina	0	0	0	0	0	0
at Texas A&M						
Alabama						
Mississippi State						
Ole Miss						
at Arkansas						
<b>TOTALS</b>	<b>8</b>	<b>111</b>	<b>5</b>	<b>106</b>	<b>1</b>	<b>78</b>

J.C. Copeland	Att	Gn	Ls	Net	TD	Lng
North Texas	4	33	0	33	1	16
Washington	2	2	0	2	1	1
Idaho	0	0	0	0	0	0
at Auburn	2	5	0	5	0	4
Towson	1	1	0	1	1	1
at Florida	0	0	0	0	0	0
South Carolina	3	12	0	12	0	9
at Texas A&M						
Alabama						
Mississippi State						
Ole Miss						
at Arkansas						
<b>TOTALS</b>	<b>12</b>	<b>53</b>	<b>0</b>	<b>53</b>	<b>3</b>	<b>16</b>

# Player Game-by-Game Statistics

## RECEIVING

<b>Odell Beckham Jr.</b>	<b>Rec</b>	<b>Yds</b>	<b>TD</b>	<b>Lng</b>
North Texas	3	30	0	21
Washington	2	40	0	24
Idaho	4	73	0	46
at Auburn	2	15	0	9
Towson	5	128	2	53
at Florida	4	78	0	56
South Carolina	2	21	0	12
at Texas A&M				
Alabama				
Mississippi State				
Ole Miss				
at Arkansas				
<b>TOTALS</b>	<b>22</b>	<b>385</b>	<b>2</b>	<b>56</b>

<b>Russell Shepard</b>	<b>Rec</b>	<b>Yds</b>	<b>TD</b>	<b>Lng</b>
North Texas	1	11	0	11
Washington	0	0	0	0
Idaho	3	68	0	33
at Auburn	0	0	0	0
Towson	1	9	0	9
at Florida	1	4	0	4
South Carolina	0	0	0	0
at Texas A&M				
Alabama				
Mississippi State				
Ole Miss				
at Arkansas				
<b>TOTALS</b>	<b>6</b>	<b>92</b>	<b>0</b>	<b>33</b>

<b>James Wright</b>	<b>Rec</b>	<b>Yds</b>	<b>TD</b>	<b>Lng</b>
North Texas	2	15	0	10
Washington	5	75	0	23
Idaho	--DNP--			
at Auburn	3	25	0	10
Towson	0	0	0	0
at Florida	0	0	0	0
South Carolina	3	18	0	10
at Texas A&M				
Alabama				
Mississippi State				
Ole Miss				
at Arkansas				
<b>TOTALS</b>	<b>13</b>	<b>133</b>	<b>0</b>	<b>23</b>

<b>Jarvis Landry</b>	<b>Rec</b>	<b>Yds</b>	<b>TD</b>	<b>Lng</b>
North Texas	8	82	0	33
Washington	1	20	0	20
Idaho	5	35	1	14
at Auburn	3	23	0	9
Towson	1	4	0	4
at Florida	0	0	0	0
South Carolina	4	55	0	19
at Texas A&M				
Alabama				
Mississippi State				
Ole Miss				
at Arkansas				
<b>TOTALS</b>	<b>22</b>	<b>219</b>	<b>1</b>	<b>33</b>

<b>Kadron Boone</b>	<b>Rec</b>	<b>Yds</b>	<b>TD</b>	<b>Lng</b>
North Texas	2	46	1	34
Washington	1	32	1	32
Idaho	1	17	1	17
at Auburn	3	49	0	29
Towson	3	33	0	17
at Florida	0	0	0	0
South Carolina	1	6	0	6
at Texas A&M				
Alabama				
Mississippi State				
Ole Miss				
at Arkansas				
<b>TOTALS</b>	<b>11</b>	<b>183</b>	<b>3</b>	<b>34</b>

<b>Chase Clement</b>	<b>Rec</b>	<b>Yds</b>	<b>TD</b>	<b>Lng</b>
North Texas	1	4	0	4
Washington	0	0	0	0
Idaho	0	0	0	0
at Auburn	1	6	0	6
Towson	1	27	0	27
at Florida	1	7	0	7
South Carolina	0	0	0	0
at Texas A&M				
Alabama				
Mississippi State				
Ole Miss				
at Arkansas				
<b>TOTALS</b>	<b>4</b>	<b>43</b>	<b>0</b>	<b>27</b>

<b>Terrence McGee</b>	<b>Rec</b>	<b>Yds</b>	<b>TD</b>	<b>Lng</b>
North Texas	0	0	0	0
Washington	0	0	0	0
Idaho	1	7	0	7
at Auburn	0	0	0	0
Towson	0	0	0	0
at Florida	0	0	0	0
South Carolina	0	0	0	0
at Texas A&M				
Alabama				
Mississippi State				
Ole Miss				
at Arkansas				
<b>TOTALS</b>	<b>1</b>	<b>7</b>	<b>0</b>	<b>7</b>

<b>Kenny Hilliard</b>	<b>Rec</b>	<b>Yds</b>	<b>TD</b>	<b>Lng</b>
North Texas	0	0	0	0
Washington	0	0	0	0
Idaho	0	0	0	0
at Auburn	1	7	0	7
Towson	1	10	0	10
at Florida	0	0	0	0
South Carolina	0	0	0	0
at Texas A&M				
Alabama				
Mississippi State				
Ole Miss				
at Arkansas				
<b>TOTALS</b>	<b>2</b>	<b>17</b>	<b>0</b>	<b>10</b>

<b>Jeremy Hill</b>	<b>Rec</b>	<b>Yds</b>	<b>TD</b>	<b>Lng</b>
North Texas	--DNP--			
Washington	--DNP--			
Idaho	0	0	0	0
at Auburn	0	0	0	0
Towson	1	4	0	4
at Florida	1	20	0	20
South Carolina	1	21	0	21
at Texas A&M				
Alabama				
Mississippi State				
Ole Miss				
at Arkansas				
<b>TOTALS</b>	<b>3</b>	<b>45</b>	<b>0</b>	<b>21</b>

<b>Spencer Ware</b>	<b>Rec</b>	<b>Yds</b>	<b>TD</b>	<b>Lng</b>
North Texas	--DNP--			
Washington	1	9	0	9
Idaho	--DNP--			
at Auburn	2	44	0	33
Towson	0	0	0	0
at Florida	1	20	0	20
South Carolina	1	27	0	27
at Texas A&M				
Alabama				
Mississippi State				
Ole Miss				
at Arkansas				
<b>TOTALS</b>	<b>5</b>	<b>100</b>	<b>0</b>	<b>33</b>



# Player Game-by-Game Statistics

## RETURN YARDAGE

Odell Beckham Jr.	Kickoff Returns			Punt Returns		
	No.	Yds	Lng	No.	Yds	Lng
North Texas	1	26	26	4	75	70 TD
Washington	2	54	34	2	4	3
Idaho	0	0	0	4	31	11
at Auburn	0	0	0	1	-5	0
Towson	1	-6	0	3	41	30
at Florida	0	0	0	4	22	11
South Carolina	0	0	0	3	6	4
at Texas A&M						
Alabama						
Mississippi State						
Ole Miss						
at Arkansas						
<b>TOTALS</b>	<b>4</b>	<b>74</b>	<b>34</b>	<b>21</b>	<b>174</b>	<b>70</b>

Michael Ford	Kickoff Returns			Punt Returns		
	No.	Yds	Lng	No.	Yds	Lng
North Texas	0	0	0	0	0	0
Washington	0	0	0	0	0	0
Idaho	3	99	42	0	0	0
at Auburn	0	0	0	0	0	0
Towson	0	0	0	0	0	0
at Florida	1	18	18	0	0	0
South Carolina	2	59	31	0	0	0
at Texas A&M						
Alabama						
Mississippi State						
Ole Miss						
at Arkansas						
<b>TOTALS</b>	<b>6</b>	<b>176</b>	<b>42</b>	<b>0</b>	<b>0</b>	<b>0</b>

Jarvis Landry	Kickoff Returns			Punt Returns		
	No.	Yds	Lng	No.	Yds	Lng
North Texas	0	0	0	0	0	0
Washington	0	0	0	1	7	7
Idaho	0	0	0	0	0	0
at Auburn	1	22	22	0	0	0
Towson	1	19	19	0	0	0
at Florida	1	20	20	0	0	0
South Carolina	0	0	0	0	0	0
at Texas A&M						
Alabama						
Mississippi State						
Ole Miss						
at Arkansas						
<b>TOTALS</b>	<b>3</b>	<b>61</b>	<b>22</b>	<b>1</b>	<b>7</b>	<b>7</b>

## PUNTING

Brad Wing	No.	Yds	Avg	Lng	I-20
North Texas	--DNP--				
Washington	3	163	54.3	62	1
Idaho	5	226	45.2	51	3
at Auburn	8	338	42.2	60	3
Towson	4	177	44.2	50	2
at Florida	7	319	45.6	57	3
South Carolina	4	134	33.5	56	0
at Texas A&M					
Alabama					
Mississippi State					
Ole Miss					
at Arkansas					
<b>TOTALS</b>	<b>31</b>	<b>1,357</b>	<b>43.8</b>	<b>62</b>	<b>12</b>

Jamie Keehn	No.	Yds	Avg	Lng	I-20
North Texas	3	123	41.0	51	1
Washington	--DNP--				
Idaho	--DNP--				
at Auburn	--DNP--				
Towson	--DNP--				
at Florida	--DNP--				
South Carolina	--DNP--				
at Texas A&M					
Alabama					
Mississippi State					
Ole Miss					
at Arkansas					
<b>TOTALS</b>	<b>3</b>	<b>123</b>	<b>41.0</b>	<b>51</b>	<b>1</b>

## FIELD GOALS

Drew Alleman	Made	Missed
North Texas	44, 30	34
Washington	18, 32	none
Idaho	none	none
at Auburn	30	34
Towson	23	51
at Florida	31, 21	none
South Carolina	23, 20, 22	32
at Texas A&M		
Alabama		
Mississippi State		
Ole Miss		
at Arkansas		
<b>TOTALS</b>	<b>11-15</b>	<b>34 (twice), 51, 32</b>

## PLAYER DEFENSIVE GAME-BY-GAME STATISTICS

<b>Tackles (UT-AT-TOT)</b>	<b>UNT</b>	<b>UW</b>	<b>UI</b>	<b>at AU</b>	<b>TOW</b>	<b>at UF</b>	<b>SC</b>	<b>at A&amp;M</b>	<b>Bama</b>	<b>MSU</b>	<b>UM</b>	<b>at Ark.</b>	<b>TOTALS</b>
Chancey Aghayere	0-1-1	2-1-3	0-0-0	0-0-0	0-0-0	0-0-0	0-0-0						2-2-4
Kwon Alexander	0-2-2	3-0-3	0-0-0	0-0-0	2-2-4	2-0-2	0-0-0						7-4-11
Lamin Barrow	3-5-8	2-3-5	2-3-5	3-3-6	2-4-6	8-1-9	4-8-12						24-27-51
Jalen Collins	0-0-0	0-0-0	1-2-3	1-0-1	2-2-4	0-1-1	1-1-2						5-6-11
Josh Downs	0-4-4	0-1-1	0-0-0	0-0-0	0-1-1	0-2-2	1-1-2						1-9-10
Lavar Edwards	1-0-1	1-0-1	0-1-1	1-0-1	1-6-7	2-0-2	2-1-3						8-8-16
Micah Eugene	1-0-1	2-1-3	2-0-2	3-0-3	0-1-1	1-0-1	2-0-2						11-2-13
Ronnie Feist	0-0-0	0-0-0	0-2-2	0-0-0	0-0-0	1-0-1	0-0-0						1-2-3
Ego Ferguson	1-1-2	0-1-1	0-0-0	0-0-0	0-2-2	0-0-0	0-0-0						1-4-5
Seth Fruge	0-0-0	0-1-1	1-0-1	0-0-0	0-0-0	0-1-1	0-0-0						1-2-3
Danielle Hunter	0-0-0	0-1-1	1-2-3	1-0-1	1-1-2	0-1-1	0-0-0						3-5-8
Deion Jones	1-1-2	1-1-2	0-2-2	1-0-1	0-2-2	1-1-2	0-0-0						4-7-11
Anthony Johnson	1-2-3	1-2-3	2-3-5	3-0-3	0-5-5	1-2-3	1-0-1						9-14-23
Mickey Johnson	0-0-0	0-0-0	0-1-1	0-0-0	0-0-0	0-0-0	0-0-0						0-1-1
Bennie Logan	0-3-3	1-1-2	3-3-6	0-1-1	0-4-4	1-0-1	0-0-0						5-12-17
Craig Loston	1-5-6	1-0-1	0-0-0	4-0-4	1-2-3	3-0-3	0-2-2						9-10-19
Lamar Louis	0-0-0	0-0-0	0-3-3	0-0-0	0-0-0	3-1-4	1-0-1						5-4-8
Ronald Martin	0-1-1	1-0-1	4-1-5	0-2-2	2-3-5	1-0-1	1-1-2						9-8-17
Jalen Mills	2-2-4	4-3-7	6-0-6	1-1-2	3-3-6	0-0-0	4-0-4						20-9-29
Barkevious Mingo	3-3-6	1-1-2	0-0-0	0-1-1	3-1-4	3-0-3	2-2-4						12-8-20
Kevin Minter	0-6-6	5-4-9	2-4-6	4-0-4	1-8-9	17-3-20	1-8-9						30-33-63
Sam Montgomery	0-0-0	2-2-4	0-3-3	3-1-4	0-4-4	3-0-3	2-1-3						10-11-21
Luke Muncie	1-3-4	1-1-2	1-0-1	2-0-2	0-0-0	0-0-0	1-0-1						6-4-10
Jermauria Rasco	1-1-2	0-0-0	0-1-1	0-0-0	0-0-0	0-0-0	0-1-1						1-3-4
Eric Reid	3-4-7	1-1-2	2-2-4	4-3-7	1-5-6	4-2-6	3-4-7						18-21-39
Jerqwinick Sandolph	0-0-0	0-0-0	1-1-2	0-0-0	0-0-0	0-0-0	0-0-0						1-1-2
Tharold Simon	0-2-2	1-1-2	4-0-4	2-2-4	2-3-5	3-0-3	2-0-2						14-8-22
Quentin Thomas	0-0-0	0-0-0	0-1-1	0-0-0	0-0-0	0-0-0	0-0-0						0-1-1
Corey Thompson	0-0-0	1-1-2	1-0-1	0-0-0	0-3-3	0-0-0	0-0-0						2-4-6

<b>TFL-Yards</b>	<b>UNT</b>	<b>UW</b>	<b>UI</b>	<b>at AU</b>	<b>TOW</b>	<b>at UF</b>	<b>SC</b>	<b>at A&amp;M</b>	<b>Bama</b>	<b>MSU</b>	<b>UM</b>	<b>at Ark.</b>	<b>TOTALS</b>
Chancey Aghayere	0-0	1.0-11	0-0	0-0	0-0	0-0	0-0						1.0-11
Kwon Alexander	0-0	0-0	0-0	0-0	0-0	1.0-2	0-0						1.0-2
Lamin Barrow	0-0	0-0	0-0	1.0-1	0-0	2.0-2	1.0-1						4.0-4
Lavar Edwards	1.0-9	1.0-6	0.5-0	1.0-6	1.5-10	1.0-8	0-0						6.0-39
Josh Downs	0-0	0-0	0-0	0-0	0-0	0.5-4	1.5-9						2.0-13
Micah Eugene	0-0	1.0-8	0-0	2.0-6	0-0	0-0	0-0						3.0-14
Ego Ferguson	0-0	0.5-1	0-0	0-0	0-0	0-0	0-0						0.5-1
Deion Jones	1.0-7	0-0	0-0	1.0-1	0-0	0-0	0-0						2.0-8
Anthony Johnson	0.5-1	0.5-1	1.5-2	2.0-8	1.0-3	0.5-4	1.0-1						7.0-20
Bennie Logan	0-0	1.0-1	0.5-1	0.5-1	0.5-1	1.0-11	0-0						3.5-18
Craig Loston	0-0	0-0	0-0	1.0-4	1.0-3	0-0	0-0						2.0-7
Ronald Martin	0.5-0	0-0	0.5-1	0-0	0-0	0-0	0-0						1.0-1
Barkevious Mingo	1.0-4	0-0	0-0	0-0	1.0-3	0-0	1.0-9						3.0-16
Kevin Minter	1.0-1	0.5-1	1.5-4	1.0-4	1.5-2	3.0-17	0-0						8.5-29
Sam Montgomery	0-0	1.5-4	1.0-2	3.5-14	0.5-1	0-0	2.0-12						7.5-33
Luke Muncie	0-0	1.0-2	0-0	0-0	0-0	0-0	0-0						1.0-2
Jermauria Rasco	1.0-1	0-0	0.5-1	0-0	0-0	0-0	0.5-1						2.0-3
Eric Reid	0-0	0-0	0-0	1.0-1	0-0	0-0	0-0						1.0-1

<b>Sacks-Yards</b>	<b>UNT</b>	<b>UW</b>	<b>UI</b>	<b>at AU</b>	<b>TOW</b>	<b>at UF</b>	<b>SC</b>	<b>at A&amp;M</b>	<b>Bama</b>	<b>MSU</b>	<b>UM</b>	<b>at Ark.</b>	<b>TOTALS</b>
Chancey Aghayere	0-0	1.0-11	0-0	0-0	0-0	0-0	0-0						1.0-11
Josh Downs	0-0	0-0	0-0	0-0	0-0	0.5-4	1.0-1						1.5-5
Lavar Edwards	0-0	1.0-6	0-0	0-0	1.5-10	1.0-8	0-0						3.5-24
Micah Eugene	0-0	1.0-8	0-0	2.0-6	0-0	0-0	0-0						3.0-14
Anthony Johnson	0-0	0-0	0-0	1.0-5	0.5-3	0.5-4	0-0						2.0-12
Bennie Logan	0-0	0-0	0-0	0-0	0-0	1.0-11	0-0						1.0-11
Barkevious Mingo	0-0	0-0	0-0	0-0	1.0-2	0-0	1.0-9						2.0-11
Kevin Minter	0-0	0-0	0-0	0-0	0-0	2.0-16	0-0						2.0-16
Sam Montgomery	0-0	1.0-3	0-0	1.0-5	0-0	0-0	2.0-12						4.0-20

## SPECIAL TEAMS TACKLES

### OFFENSIVE LINE - SNAPS PLAYED

Player	UNT	UW	UI	at AU	TOW	at UF	SC	at A&M	Bama	MSU	UM	at Ark.	TOTALS
Vadal Alexander	11	3	32	DNP	61	53	81						241
L'ael Collins	36	62	60	70	59	53	81						421
Chris Davenport	2	3	6	DNP	2	DNP	DNP						13
Ben Domingue	DNP	3	6	DNP	2	DNP	DNP						11
Josh Dworaczyk	31	66	28	70	DNP	9	81						285
Chris Faulk	67	DNP	DNP	DNP	DNP	DNP	DNP						67
Alex Hurst	58	66	60	70	59	43	DNP						356
P.J. Lonergan	67	54	21	62	59	52	81						396
Elliott Porter	2	15	39	8	2	1	2						69
Trai Turner	2	7	17	0	2	36	81						145
Josh Williford	67	66	59	70	59	18	DNP						339

### OFFENSIVE LINE - KNOCKDOWNS

Player	UNT	UW	UI	at AU	TOW	at UF	SC	at A&M	Bama	MSU	UM	at Ark.	TOTALS
Vadal Alexander	0	0	5	DNP	2	3	7						17
L'ael Collins	3	5.5	1	5.5	2.5	3	10						30.5
Chris Davenport	0	0	1	DNP	0	DNP	DNP						1
Ben Domingue	DNP	1	0	DNP	0	DNP	DNP						1
Josh Dworaczyk	1.5	3	1.5	4.5	DNP	1	2						13.5
Chris Faulk	4.5	DNP	DNP	DNP	DNP	DNP	DNP						4.5
Alex Hurst	5.5	2.5	4	5	5.5	2.5	DNP						25
P.J. Lonergan	3.5	2.5	2.5	5.5	2.5	1	4						21.5
Elliott Porter	0	1	2	1	0	0	0						4
Trai Turner	0	1	4	0	0	3.5	4						12.5
Josh Williford	7.5	3.5	6	6.5	7.5	1	DNP						32

# Game 1

<b>North Texas</b>	<b>14</b>
<b>#3/1 LSU</b>	<b>41</b>



Sept. 1, 2012 • Tiger Stadium • Baton Rouge, La. • 92,059

## No. 1 Tigers Run Past North Texas In Season-Opener, 41-14

Running backs **Kenny Hilliard** and **Alfred Blue** combined for 264 of LSU's 316 rushing yards as the Tigers used a dominant running game to beat North Texas, 41-14, in the season-opener for both teams. The win extended three LSU winning streaks – all the longest in the nation - non-conference regular season (38), Tiger Stadium (18), and overall regular season (14). Hilliard led all rushers with a career-best 141 yards and 2 TDs, while Blue added 123 yards in what was just his third career start. LSU never trailed in the contest as the Tigers took control early needing just four plays to go 66 yards for a 7-0 lead on a 38-yard run by Hilliard. LSU stretched the lead to 14-0 on a 70-yard punt return by **Odell Beckham Jr.**, and then to 21-0 just seconds into the second quarter on another TD run (5 yards) by Hilliard. A 44-yard field goal by **Drew Alleman** extended the lead to 24-0 with 6:26 left in the first half. North Texas scored on an 80-yard pass with just under 2 minutes to go in the first half to cut the deficit to 24-7 at halftime. An Alleman field goal and a 34-yard TD pass from **Zach Mettenberger** to **Kadron Boone** extended the LSU lead to 34-7 early in the fourth quarter. Fullback **J.C. Copeland** scored on a 5-yard run with just over 2 minutes left for the final margin of 41-14. Mettenberger connected on a 19-of-26 passes for 192 yards and 1 TD in his first career start, while **Jarvis Landry** hauled in 8 passes for 82 yards to lead the Tigers. **Eric Reid** (7 tackles, 1 interception), **Lamin Barrow** (7 tackles) and **Barkevious Mingo** (6 tackle, 1.0 TFL, 1 QB hurry) led a Tiger defense that limited the Mean Green to 219 total yards (76 rushing, 143 passing).

### Scoring

	0	7	0	7	- 14
<b>NORTH TEXAS</b>					
<b>LSU</b>	14	10	3	14	- 41

LSU	12:30	1Q	Hilliard 38 run (Alleman Kick)
LSU	6:26	1Q	Beckham 70 punt return (Alleman Kick)
LSU	14:56	2Q	Hilliard 5 run (Alleman Kick)
LSU	6:26	2Q	Alleman 44 FG
UNT	1:55	2Q	Chancellor 80 pass from Thompson (Olen Kick)
LSU	2:10	3Q	Alleman 30 FG
LSU	14:51	4Q	Boone 34 pass from Mettenberger (Alleman Kick)
UNT	7:28	4Q	Chancellor 15 pass from Thompson (Olen Kick)
LSU	2:20	4Q	Copeland 5 run (Alleman Kick)

### Team Stats

	UNT	LSU
FIRST DOWNS	9	26
RUSHING	5	15
PASSING	3	8
PENALTY	1	3
RUSHING ATTEMPTS	35	46
YARDS GAINED RUSHING	99	351
YARDS LOST RUSHING	23	35
NET YARDS RUSHING	76	316
NET YARDS PASSING	143	192
PASSES ATTEMPTED	21	26
PASSES COMPLETED	8	19
HAD INTERCEPTED	1	1
TOTAL OFFENSIVE PLAYS	56	72
TOTAL NET YARDS	219	508
AVERAGE GAIN PER PLAY	3.9	7.1
FUMBLES/LOST	1/1	2/0
PENALTIES/YARDS	5/46	10/55
INTERCEPTIONS/YARDS	1/0	1/0
PUNTS/YARDS	8/327	3/123
AVERAGE PER PUNT	40.9	41.0
PUNT RETURNS/YARDS	0/0	4/75
KICKOFF RETURNS/YARDS	4/74	1/26
POSSESSION TIME	28:21	31:39
THIRD-DOWN CONVERSIONS	5/15	7/14
FOURTH-DOWN CONVERSIONS	0/0	0/0
SACKS BY	2/25	0/0

### LSU

RUSHING	Att.	Gain	Lost	Net	TD	Long
Kenny Hilliard	13	141	0	141	2	60
Alfred Blue	14	125	2	123	0	37
Michael Ford	8	50	0	50	0	12
Alfred Blue	4	33	0	33	1	16
Stephen Rivers	1	2	0	2	0	2
TEAM	1	0	3	-3	0	0
Russell Shepard	1	0	5	-5	0	0
Zach Mettenberger	2	0	25	-25	0	0

PASSING	Att.	Comp	Int	Yds	TD	Long	Sacks
Zach Mettenberger	26	19	1	192	1	34	2

RECEIVING	No.	Yds.	TD	Long
Jarvis Landry	8	82	0	33
Odell Beckham, Jr.	3	30	0	21
Kadron Boone	2	46	1	34
Alfred Blue	2	15	0	10
Russell Shepard	1	11	0	11
Chase Clement	1	4	0	4

PUNTING	No.	Yds.	Avg.	Long	I20
Jamie Keehn	3	123	41.0	51	1

FIELD GOALS	Att.	Made	Long	KICKS
Drew Alleman	3	2	44	Made 44, 30

ALL RETURNS	Punts			Kickoffs			Intercepted		
	No.	Yds.	Lg.	No.	Yds.	Lg.	No.	Yds.	Lg.
Odell Beckham Jr.	4	75	70	1	26	26	0	0	0
Eric Reid	0	0	0	0	0	0	1	0	0

### NORTH TEXAS

RUSHING	Att.	Gain	Lost	Net	TD	Long
Brandin Byrd	14	41	1	40	0	12
Antoinne Jimmerson	8	24	1	23	0	6
Jeremy Brown	8	28	8	20	0	11
Derek Thompson	3	6	0	6	0	4
Brelan Chancellor	1	0	4	-4	0	0
Chris Bynes	1	0	9	-9	0	0

PASSING	Att.	Comp	Int.	Yds.	TD	Long	Sacks
Derek Thompson	21	8	1	143	2	80	0

RECEIVING	No.	Yds.	TD	Long
Brelan Chancellor	4	114	2	80
Chris Bynes	1	13	0	13
Andrew Power	1	7	0	7
Drew Miller	1	5	0	5
Marcus Smith	1	4	0	4

PUNTING	No.	Yds.	Avg.	Long	I20
Will Atterberry	8	327	40.9	48	2

FIELD GOALS	Att.	Made	Long	KICKS
none				

ALL RETURNS	Punts			Kickoffs			Intercepted		
	No.	Yds.	Lg.	No.	Yds.	Lg.	No.	Yds.	Lg.
Brelan Chancellor	0	0	0	4	74	26	0	0	0
Zac Whitfield	0	0	0	0	0	0	1	0	0

# Game 2

Washington	3
#3 LSU	41



Sept. 8, 2012 • Tiger Stadium • Baton Rouge, La. • 92,804

## LSU Uses Dominating Effort On Both Sides Of Ball In 41-3 Win Over Washington

LSU put together a dominating performance on both sides of the ball as the third-ranked Tigers rolled up 437 yards of offense (242 rushing, 195 passing), while holding Washington to only 183 total yards (26 rushing, 157 passing) in a 41-3 win in Tiger Stadium. Had it not been for LSU fumbling the opening kickoff at its own 16-yardline, LSU could have very easily pitched a shutout as outside of that first possession, Washington didn't get inside the Tiger 30-yard line all night. After spotting the Huskies a 3-0 lead, LSU took over, scoring (5 TDs, 2 FGs) on seven of its next nine possessions. LSU took the lead for good when **Alfred Blue** scampered 21-yards for a 7-3 Tiger lead at the 11:18 mark in the first quarter. LSU extended the advantage to 14-3 two possessions later when **J.C. Copeland** plunged 1-yard for a TD. A pair of second quarter **Drew Alleman** field goals (18 and 32 yards) gave the Tigers a 20-3 lead at halftime. After a 3-and-out by UW on its first possession of the second half, the Tigers went 61 yards on seven plays capped on a 3-yard run by **Kenny Hilliard** to extend the lead to 27-3 at the 10:35 mark in the third quarter. **Zach Mettenberger** connected with **Kadron Boone** on a 32-yard scoring strike late in the third quarter to stretch the lead to 34-3. Blue led the Tigers in rushing with 101 yards for his second straight 100-yard game, while Mettenberger completed 12-of-18 passes for 195 yards and a score. Defensively, LB **Kevin Minter** led the Tigers with 9 tackles, while DE **Sam Montgomery** added 4 tackles and had one of LSU's four sacks. Other sacks came from **Micha Eugene** (-8 yards), **Chancey Aghayere** (-11 yards) and **Lavar Edwards** (-6 yards). **Jalen Mills** had LSU's only interception to go with 7 tackles.

### Scoring

WASHINGTON	3	0	0	0	-3
LSU	14	6	14	7	-41

WASH	14:03	1Q	Coons 34 FG
LSU	11:18	1Q	Blue 21 run (Alleman Kick)
LSU	2:11	1Q	Copeland 1 run (Alleman Kick)
LSU	10:02	2Q	Alleman 18 FG
LSU	5:03	2Q	Alleman 32 FG
LSU	10:35	3Q	Hilliard 3 run (Alleman Kick)
LSU	2:36	3Q	Boone 32 pass from Mettenberger (Alleman Kick)
LSU	8:04	4Q	Hilliard 1 run

### Team Stats

	WASH	LSU
FIRST DOWNS	12	24
RUSHING	3	13
PASSING	6	9
PENALTY	3	2
RUSHING ATTEMPTS	24	52
YARDS GAINED RUSHING	59	250
YARDS LOST RUSHING	33	8
NET YARDS RUSHING	26	242
NET YARDS PASSING	157	195
PASSES ATTEMPTED	36	19
PASSES COMPLETED	17	12
HAD INTERCEPTED	1	0
TOTAL OFFENSIVE PLAYS	60	71
TOTAL NET YARDS	183	437
AVERAGE GAIN PER PLAY	3.0	6.2
FUMBLES/LOST	0/0	1/1
PENALTIES/YARDS	11/74	5/43
INTERCEPTIONS/YARDS	0/0	1/4
PUNTS/YARDS	8/301	3/163
AVERAGE PER PUNT	37.6	54.3
PUNT RETURNS/YARDS	1/1	3/11
KICKOFF RETURNS/YARDS	3/63	2/54
POSSESSION TIME	26:21	33:39
THIRD-DOWN CONVERSIONS	4/16	7/12
FOURTH-DOWN CONVERSIONS	1/3	0/0
SACKS BY	0/0	4/28

### LSU

RUSHING	Att.	Gain	Lost	Net	TD	Long
Alfred Blue	14	101	0	101	1	21
Michael Ford	10	48	0	48	0	11
Kenny Hilliard	13	46	0	46	2	9
Spencer Ware	8	41	3	38	0	9
Zach Mettenberger	2	7	0	7	0	5
Connor Neighbors	1	5	0	5	0	5
J.C. Copeland	2	2	0	2	1	1
TEAM	2	0	5	-5	0	0

PASSING	Att.	Comp	Int	Yds	TD	Long	Sacks
Zach Mettenberger	18	12	0	195	1	32	0
Spencer Ware	1	0	0	0	0	0	0

RECEIVING	No.	Yds.	TD	Long
James Wright	5	75	0	23
Odell Beckham, Jr.	2	40	0	24
Alfred Blue	2	19	0	14
Kadron Boone	1	32	1	32
Jarvis Landry	1	20	0	20
Spencer Ware	1	9	0	9

PUNTING	No.	Yds.	Avg.	Long	I20
Brad Wing	3	163	54.3	62	1

FIELD GOALS	Att.	Made	Long	KICKS
Drew Alleman	2	2	32	Made: 18, 32

ALL RETURNS	Punts			Kickoffs			Intercepted		
	No.	Yds.	Lg.	No.	Yds.	Lg.	No.	Yds.	Lg.
Odell Beckham, Jr.	2	4	3	2	54	34	0	0	0
Jarvis Landry	1	7	7	0	0	0	0	0	0
Jalen Mills	0	0	0	0	0	0	1	4	4

### WASHINGTON

RUSHING	Att.	Gain	Lost	Net	TD	Long
Erich Wilson	4	25	0	25	0	9
Bishop Sankey	8	20	4	16	0	9
Dezden Petty	7	10	1	9	0	4
Keith Price	5	4	28	-24	0	4

PASSING	Att.	Comp	Int.	Yds.	TD	Long	Sacks
Keith Price	36	17	1	157	0	22	4

RECEIVING	No.	Yds.	TD	Long
Austin Seferian-Jenkins	6	51	0	18
Kevin Smith	4	48	0	22
Bishop Sankey	3	30	0	15
Kasen Williams	3	19	0	8
Jaydon Mickens	1	9	0	9

PUNTING	No.	Yds.	Avg.	Long	I20
Korey Durkee	8	301	37.6	53	2

FIELD GOALS	Att.	Made	Long	KICKS
Travis Coons	1	34	34	Made: 34

ALL RETURNS	Punts			Kickoffs			Intercepted		
	No.	Yds.	Lg.	No.	Yds.	Lg.	No.	Yds.	Lg.
Kevin Smith	0	0	0	1	17	17	0	0	0
Jaydon Mickens	0	0	0	1	30	3	0	0	0
Shaq Thompson	0	0	0	1	16	16	0	0	0
Cody Bruns	1	1	1	0	0	0	0	0	0

# Game 3

<b>Idaho</b>	<b>14</b>
<b>#3/2 LSU</b>	<b>63</b>



Sept. 15, 2012 • Tiger Stadium • Baton Rouge, La. • 92,177

## LSU Uses Big Second-Half To Blowout Idaho, 63-14

Zach Mettenberger had his best game in an LSU uniform and the Tigers scored a pair of defensive touchdowns in rolling to a 63-14 win over Idaho in Tiger Stadium. LSU never trailed in the contest, taking a 14-0 with touchdowns on its first two possessions. Mettenberger connected with **Kadron Boone** on a 17-yard TD to open the scoring for the Tigers at the 9:46 mark in the first quarter and **Alfred Blue** followed with a 3-yard TD run just three minutes later. Idaho got to within 14-7 early in the second quarter, but **Ronald Martin** extended the lead to 21-7 on a 45-yard interception return for a score. LSU led 28-14 at halftime. In the second half, LSU scored 35 unanswered points as the Tigers registered the most points in a game during the **Les Miles** era. DE **Lavar Edwards** returned an interception 23 yards for a TD four minutes in to the third quarter to extend the Tiger advantage to 35-14. **Kenny Hilliard**, who led LSU with 116 yards, scored two TDs in the third quarter, giving the Tigers a 49-14 advantage. True freshman RB **Jeremy Hill**, in his first collegiate action, had a pair of fourth quarter TD runs for the final margin of 63-14. For the game, the Tigers piled up 472 total yards (250 rushing, 222 passing), while limiting the Vandals to just 213 yards (39 rushing, 174 passing). Mettenberger finished 17-of-22 for 222 yards, two TDs and one interception. WR **Jarvis Landry** led the Tigers in receiving with five catches for 35 yards and a score. CB **Jalen Collins**, DT **Bennie Logan** and LB **Kevin Minter** each recorded 6 tackles to lead the Tigers, while S **Ronald Martin** had 5 tackles and a pair of interceptions in his first career start.

### Scoring

<b>IDAHO</b>	0	14	0	0	- 14
<b>LSU</b>	14	14	21	14	- 63

LSU	9:46	1Q	Boone 17 pass from Mettenberger (Alleman kick)
LSU	6:29	1Q	Blue 3 run (Alleman kick)
IDAHO	13:47	2Q	LaGrone 4 pass from Blackman (Farquhar kick)
LSU	9:05	2Q	Martin 45 Interception (Alleman kick)
IDAHO	5:34	2Q	Level 22 pass from Blackman (Farquhar kick)
LSU	0:37	2Q	Landry 7 pass from Mettenberger (Alleman kick)
LSU	10:58	3Q	Edwards 23 Interception (Alleman kick)
LSU	8:29	3Q	Hilliard 71 run (Alleman kck)
LSU	0:00	3Q	Hilliard 1 run (Alleman kick)
LSU	10:08	4Q	Hill 4 run (Alleman kick)
LSU	4:35	4Q	Hill 8 run (Alleman kick)

### Team Stats

	IDAHO	LSU
FIRST DOWNS	14	21
RUSHING	3	11
PASSING	8	10
PENALTY	3	0
RUSHING ATTEMPTS	26	39
YARDS GAINED RUSHING	62	268
YARDS LOST RUSHING	23	18
NET YARDS RUSHING	39	250
NET YARDS PASSING	174	222
PASSES ATTEMPTED	36	23
PASSES COMPLETED	23	17
HAD INTERCEPTED	4	0
TOTAL OFFENSIVE PLAYS	62	62
TOTAL NET YARDS	213	472
AVERAGE GAIN PER PLAY	3.4	7.6
FUMBLES/LOST	1/0	1/0
PENALTIES/YARDS	9/49	8/58
INTERCEPTIONS/YARDS	1/94	4/82
PUNTS/YARDS	7/316	5/226
AVERAGE PER PUNT	45.1	45.2
PUNT RETURNS/YARDS	2/(5)	4/31
KICKOFF RETURNS/YARDS	6/75	3/99
POSSESSION TIME	33:07	26:53
THIRD-DOWN CONVERSIONS	3/14	4/10
FOURTH-DOWN CONVERSIONS	1/3	0/0
SACKS BY	3/12	0/0

### LSU

RUSHING	Att.	Gain	Lost	Net	TD	Long
Kenny Hilliard	11	118	2	116	2	71
Jeremy Hill	10	61	0	62	2	16
Alfred Blue	10	49	3	56	1	9
Russell Shepard	3	24	0	24	0	18
Michael Ford	1	9	0	9	0	9
Zach Mettenberger	4	7	13	-6	0	7

PASSING	Att.	Comp	Int	Yds	TD	Long	Sacks
Zach Mettenberger	22	17	1	222	2	46	3
Stephen Rivers	1	0	0	0	0	0	0

RECEIVING	No.	Yds.	TD	Long
Jarvis Landry	5	35	1	14
Odell Beckham, Jr.	4	73	0	46
Russell Shepard	3	68	0	33
Alfred Blue	3	22	0	9
Kadron Boone	1	17	1	17
Terrence Magee	1	7	0	7

PUNTING	No.	Yds.	Avg.	Long	I20
Brad Wing	5	226	45.2	51	3

FIELD GOALS	Att.	Made	Long	KICKS
none				

ALL RETURNS	Punts			Kickoffs			Intercepted		
	No.	Yds.	Lg.	No.	Yds.	Lg.	No.	Yds.	Lg.
Odell Beckham, Jr.	4	31	11	0	0	0	0	0	0
Ronald Martin	0	0	0	0	0	0	2	45	45
Jalen Mills	0	0	0	0	0	0	1	14	14
Lavar Edwards	1	7	7	0	0	0	1	23	23
Michael Ford	0	0	0	3	99	42	0	0	0

### IDAHO

RUSHING	Att.	Gain	Lost	Net	TD	Long
Todd Handley	6	20	0	20	0	14
Ryan Bass	11	35	16	19	0	21
Justin Parkins	3	3	0	3	0	2
Dominique Blackman	1	1	0	1	0	1
TEAM	1	0	1	-1	0	0
James Baker	4	3	3	-3	0	3

PASSING	Att.	Comp	Int.	Yds.	TD	Long	Sacks
Dominique Blackman	36	23	4	174	2	22	0

RECEIVING	No.	Yds.	TD	Long
Jahrie Level	5	48	0	22
Michael LaGrone	5	36	0	15
Najee Lovett	4	26	0	12
Justin Veltung	3	12	0	5
Mike Scott	2	20	0	15
Todd Handley	1	15	0	15
Marquan Major	1	9	0	9
Clayton Homme	1	4	0	4
Ryan Bass	1	4	0	4

PUNTING	No.	Yds.	Avg.	Long	I20
Bobby Cowan	7	316	45.1	52	1

ALL RETURNS	Punts			Kickoffs			Intercepted		
	No.	Yds.	Lg.	No.	Yds.	Lg.	No.	Yds.	Lg.
Najee Lovett	0	0	0	1	6	6	0	0	0
Justin Veltung	2	-5	0	4	56	16	0	0	0
Ryan Bass	0	0	0	1	13	13	0	0	0
Gary Walker	0	0	0	0	0	0	1	94	94

# Game 5

Towson	22
#3 LSU	38



Sept. 29, 2012 • Tiger Stadium • Baton Rouge, La. • 92,154

## No. 3 LSU Overcomes Sluggish Effort To Beat Towson, 38-22

Despite committing a season-high 10 penalties and losing three fumbles, third-ranked LSU managed enough offense to post a 38-22 non-conference win over Towson in Tiger Stadium. The victory improved LSU to 5-0 overall, while extending the nation's longest non-conference regular season winning streak to 41 straight (also an NCAA record) as well as running LSU's Tiger Stadium winning streak to 21 in a row (also a school record). **Zach Mettenberger** threw for 238 yards and a pair of touchdowns - both to **Odell Beckham Jr.** After **Russell Shepard's** 78-yard TD run on the first play of LSU's second possession of the game gave the Tigers a 7-0 lead, Towson scored nine straight points to take a 9-7 advantage with just over five minutes left in the first half. LSU closed out the half with a 27-yard TD pass from Mettenberger to Beckham Jr. and then a 23-yard **Drew Alleman** field goal to take a 17-9 lead into the locker room. LSU extended the lead to 24-9 on a 1-yard TD run by **J.C. Copeland** and then to 31-9 on a 53-yard TD pass from Mettenberger to Beckham Jr. **Michael Ford** closed out the scoring for the Tigers with a 4-yard run late in the game for a 38-16 advantage. Towson added a touchdown with just over a minute left for the final margin. For the game, LSU's offense produced 396 total yards (158 rushing, 238 passing), while Towson managed to score more points (22), rush for more yards (188) and accumulate more total yards (291) than any team that LSU has faced this year. Shepard led LSU with 78 yards rushing on just one carry, while Ford added 76 yards on 11 attempts. Beckham Jr. had five catches for 128 yards and a pair of TDs for what statistically was the best game of his career. **Kevin Minter** led the Tiger defense with 9 tackles, including 1.5 for losses, while **Lavar Edwards** had seven tackles and 1.5 sacks.

		Scoring			
<b>TOWSON</b>	0	9	0	13	- 22
<b>LSU</b>	7	10	7	14	- 38

LSU	10:24	1Q	Shepard 78 run (Alleman Kick)
TOW	13:34	2Q	Soven 26 yd FG
TOW	5:15	2Q	West 1 run (Soven Kick failed)
LSU	2:52	2Q	Beckham Jr. 27 pass from Mettenberger (Alleman Kick)
LSU	1:19	2Q	Alleman 23 yd FG
LSU	5:56	3Q	Copeland 1 run (Alleman Kick)
LSU	14:52	4Q	Beckham Jr. 53 pass from Mettenberger (Alleman Kick)
TOW	8:58	4Q	West 1 run (Soven Kick)
LSU	5:22	4Q	Ford 4 run (Alleman Kick)
TOW	1:30	4Q	Sheppard 9 pass from Enders (Conversion Failed)

### Team Stats

	TOW	LSU
FIRST DOWNS	19	18
RUSHING	8	9
PASSING	8	9
PENALTY	3	0
RUSHING ATTEMPTS	40	35
YARDS GAINED RUSHING	208	220
YARDS LOST RUSHING	20	62
NET YARDS RUSHING	188	158
NET YARDS PASSING	103	238
PASSES ATTEMPTED	33	26
PASSES COMPLETED	13	15
HAD INTERCEPTED	2	0
TOTAL OFFENSIVE PLAYS	73	61
TOTAL NET YARDS	291	396
AVERAGE GAIN PER PLAY	4.0	6.5
FUMBLES/LOST	2/2	5/3
PENALTIES/YARDS	4/15	10/69
INTERCEPTIONS/YARDS	0/0	0/0
PUNTS/YARDS	7/245	4/177
AVERAGE PER PUNT	35.0	44.2
PUNT RETURNS/YARDS	2/6	3/41
KICKOFF RETURNS/YARDS	5/80	3/24
POSSESSION TIME	34:42	25:18
THIRD-DOWN CONVERSIONS	6/17	5/12
FOURTH-DOWN CONVERSIONS	1/1	0/0
SACKS BY	4/42	3/15

### LSU

RUSHING	Att.	Gain	Lost	Net	TD	Long
Russell Shepard	1	78	0	78	1	78
Michael Ford	11	76	0	76	1	22
Spencer Ware	8	40	4	36	0	14
Kenny Hilliard	6	23	0	23	0	6
Jeremy Hill	1	2	0	2	0	2
J.C. Copeland	1	1	0	1	1	1
TEAM	2	0	6	-6	0	0
Zach Mettenberger	5	0	52	-52	0	0

PASSING	Att.	Comp	Int	Yds	TD	Long	Sacks
Zach Mettenberger	26	15	0	238	2	53	4

RECEIVING	No.	Yds.	TD	Long
Odell Beckham	5	128	2	53
Kadron Boone	3	33	0	17
Chase Clement	1	27	0	27
Nic Jacobs	1	21	0	21
Kenny Hilliard	1	10	0	10
Russell Shepard	1	9	0	9
Jeremy Hill	1	4	0	4
Jarvis Landry	1	4	0	4
Michael Ford	1	2	0	2

PUNTING	No.	Yds.	Avg.	Long	I20
Brad Wing	4	177	44.2	50	2

FIELD GOALS	Att.	Made	Long	KICKS
Drew Alleman	2	1	23	Made 23; Missed 1

ALL RETURNS	Punts			Kickoffs			Intercepted		
	No.	Yds.	Lg.	No.	Yds.	Lg.	No.	Yds.	Lg.
Odell Beckham, Jr.	3	41	30	1	-6	0	0	0	0
Nic Jacobs	0	0	0	1	11	11	0	0	0
Jarvis Landry	0	0	0	1	19	19	0	0	0

### TOWSON

RUSHING	Att.	Gain	Lost	Net	TD	Long
Grant Edwards	12	101	15	86	0	43
Terrance West	22	81	2	79	2	15
Sterlin Phifer	4	23	0	23	0	9
Dominique Booker	2	3	3	0	0	3

PASSING	Att.	Comp	Int.	Yds.	TD	Long	Sacks
Grant Enders	33	13	0	103	1	22	3

RECEIVING	No.	Yds.	TD	Long
Tom Ryan	4	54	0	22
Gerrard Sheppard	3	11	1	9
Spencer Wilkins	2	18	0	9
Tyler Magill	1	12	0	12
Erron Banks	1	6	0	6
Leon Kinnard	1	2	0	2
Cory Kirby	1	0	0	6

PUNTING	No.	Yds.	Avg.	Long	I20
R.J. Peppers	7	245	35.0	54	0

FIELD GOALS	Att.	Made	Long	KICKS
D.J. Soven	2	1	26	Made 26; Missed 1

ALL RETURNS	Punts			Kickoffs			Intercepted		
	No.	Yds.	Lg.	No.	Yds.	Lg.	No.	Yds.	Lg.
Tye Smith	0	0	0	1	10	10	0	0	0
Derrick Joseph	0	0	0	4	70	33	0	0	0
Jordan Love	2	6	10	0	0	0	0	0	0

# Game 4

#2 LSU	12
Auburn	10



Sept. 22, 2012 • Jordan-Hare Stadium • Auburn, Ala. • 86,721

## LSU Defense Stifles Auburn In SEC-Opening 12-10 Win

LSU's defense scored points for the second straight game while limiting Auburn to just nine first downs and 183 total yards in the 12-10 win over the Auburn Tigers in Jordan-Hare Stadium. The victory was just the second for LSU at Auburn since 2000 and sent the LSU Tigers to a 4-0 overall mark and a 1-0 league record. LSU appeared to have taken control of the game early, taking its first drive and moving the ball with little resistance to the Auburn 2-yard line. However, LSU came away with no points as QB **Zach Mettenberger** fumbled the snap on 3rd-and-1 and Auburn recovered ending the LSU drive. A play later, LSU took a 2-0 lead in the contest when DE **Sam Montgomery** tackled Auburn RB Tre Mason in the endzone for a safety. LSU's offense again move the ball with ease on its next possession, capped with a 2-yard TD run by **Michael Ford** to increase the lead to 9-0 midway through the first quarter. After its third possession without a first down, Auburn punted the ball back to LSU. Three plays later, Mettenberger fumbled for the second time in the first quarter when he was sacked for a 6-yard loss at the 26. Auburn needed only three plays to go 26 yards to pull to within, 9-7, as the first quarter came to an end. Auburn took its first lead of the game, 10-9, on a 40-yard field goal just before halftime. LSU got its first break of the second half when the Tigers recovered a fumbled Auburn punt at the 48-yard line. LSU marched to the Auburn 13-yard line where senior PK **Drew**

**Alleman** kicked what proved to be the game-winning points with a 30-yard field goal late in the third quarter, giving LSU a 12-10 advantage. LSU's defense held Auburn to just two first downs in the fourth quarter as the LSU Tigers escaped with the 12-10 victory. **Spencer Ware** led LSU with 90 rushing yards to go along with 2 catches for 44 yards, including a 33-yarder on a 3-and-4 late in the fourth quarter that extended an LSU drive. Mettenberger completed 15-of-27 passes for 169 yards. **Eric Reid** (7 tackles) and **Sam Montgomery** (4 tackles, 3.5 TFL) led the Tiger defense.

### Scoring

LSU	9	0	3	0	-12
AUBURN	7	3	0	14	-10

LSU	8:21	1Q	Sam Montgomery Safety
LSU	4:18	1Q	Ford 1 run (Alleman kick)
AUB	0:00	1Q	McCalebb 4 run (Parker kick)
AUB	1:21	2Q	Parker 40 yd FG
LSU	5:26	3Q	Alleman 30 yd FG

### Team Stats

	AUB	LSU
FIRST DOWNS	9	15
RUSHING	5	8
PASSING	4	6
PENALTY	0	1
RUSHING ATTEMPTS	30	44
YARDS GAINED RUSHING	130	203
YARDS LOST RUSHING	21	44
NET YARDS RUSHING	182	86
NET YARDS PASSING	97	169
PASSES ATTEMPTED	27	22
PASSES COMPLETED	15	13
HAD INTERCEPTED	2	0
TOTAL OFFENSIVE PLAYS	52	71
TOTAL NET YARDS	183	351
AVERAGE GAIN PER PLAY	3.5	4.9
FUMBLES/LOST	2/1	2/2
PENALTIES/YARDS	5/37	9/80
INTERCEPTIONS/YARDS	0/0	2/6
PUNTS/YARDS	7/287	8/338
AVERAGE PER PUNT	41.0	42.2
PUNT RETURNS/YARDS	1/0	1/-5
KICKOFF RETURNS/YARDS	2/59	1/22
POSSESSION TIME	26:49	33:11
THIRD-DOWN CONVERSIONS	3/14	4/10
FOURTH-DOWN CONVERSIONS	0/1	0/0
SACKS BY	2/15	4/17

### LSU

RUSHING	Att.	Gain	Lost	Net	TD	Long
Spencer Ware	16	95	5	90	0	30
Michael Ford	8	42	1	41	1	18
Kenny Hilliard	10	40	0	40	0	12
Russell Shepard	2	7	0	7	0	4
J.C. Copeland	2	5	0	5	0	4
Zach Mettenberger	6	14	16	-1	0	5

PASSING	Att.	Comp	Int	Yds	TD	Long	Sacks
Zach Mettenberger	27	15	0	169	0	33	2

RECEIVING	No.	Yds.	TD	Long
Kadron Boone	3	49	0	29
James Wright	3	25	0	10
Jarvis Landry	3	23	0	9
Spencer Ware	2	44	0	33
Odell Beckham	2	15	0	9
Kenny Hilliard	1	7	0	7
Chase Clement	1	6	0	6

PUNTING	No.	Yds.	Avg.	Long	I20
Brad Wing	8	338	42.2	60	3

FIELD GOALS	Att.	Made	Long	KICKS
Drew Alleman	2	1	30	Made 30; Missed 34

ALL RETURNS	Punts			Kickoffs			Intercepted		
	No.	Yds.	Lg.	No.	Yds.	Lg.	No.	Yds.	Lg.
Jarvis Landry	0	0	0	1	22	22	0	0	0
Odell Beckham, Jr.	1	-5	0	0	0	0	0	0	0
Tharold Simon	0	0	0	0	0	0	1	6	6
Luke Muncie	0	0	0	0	0	0	1	0	0

### AUBURN

RUSHING	Att.	Gain	Lost	Net	TD	Long
Tre Mason	9	63	9	54	0	26
Onterio McCalebb	11	40	16	24	1	20
Jonathan Wallace	3	15	0	15	0	6
TEAM	1	0	2	-2	0	0
Kiehl Frazier	6	12	17	-5	0	8

PASSING	Att.	Comp	Int.	Yds.	TD	Long	Sacks
Kiehl Frazier	22	13	2	97	0	23	4

RECEIVING	No.	Yds.	TD	Long
Philip Lutzenkirchen	5	29	0	23
Emory Blake	4	56	0	22
Quan Bray	2	10	0	7
Onterio McCalebb	2	2	0	2

PUNTING	No.	Yds.	Avg.	Long	I20
Steven Clark	7	287	41.0	54	2

ALL RETURNS	Punts			Kickoffs			Intercepted		
	No.	Yds.	Lg.	No.	Yds.	Lg.	No.	Yds.	Lg.
Quan Bray	1	0	0	0	0	0	0	0	0
Onterio McCalebb	0	0	0	2	59	43	0	0	0



# Game 6

#4/3 LSU	6
#10/11 Florida	14



Oct. 6, 2012 • Ben Hill Griffin Stadium • Gainesville, Fla. • 90,824

## Florida Uses Second-Half Surge To Beat LSU, 14-6

Florida overcame a 6-0 halftime deficit with a pair of second half touchdowns as the 10th-ranked Gators handed No. 3 LSU its first regular season loss since November of 2010 with a 14-6 win in Gainesville. The loss snapped LSU's 18-game regular season winning streak, the longest in the nation, as the Tigers fell to 5-1 overall and 1-1 in league play. Despite a spectacular first half defensive effort that saw LSU hold Florida scoreless and to just 81 total yards, the Tigers wore down in the second half as the Gators used their running game to take control of the contest. Trailing 6-0, Florida took the lead for good, 7-6, on a 12-yard TD run by Mike Gillislee late in the third quarter. The Tigers had a chance to regain the lead however, **Odell Beckham Jr.** fumbled after catching a 56-yard pass from **Zach Mettenberger** that would have given the Tigers the ball at the Florida 23-yard line. Florida responded with an 11-play drive, all rushes, to extend the lead to 14-6 early in the fourth quarter. LSU managed just two first downs on its following two possessions as the Gators held on for the victory. LSU's only points in the game came courtesy of a pair of **Drew Alleman** field goals. Alleman kicked 31-yard field goal to cap a 10-play, 64-yard drive on LSU's first possession of the game. Alleman added a 21-yard field goal just before halftime after the Tigers managed just three yards following a fumble recovery at the Florida 7-yard line. For the game, LSU was limited to just 8 first downs, 200 total yards (42 rushing, 158 passing) and just 1-of-13 on third down conversion attempts. Mettenberger completed 11-of-25 passes for 158 yards and one interception. He was sacked four times. **Kevin Minter** led the LSU defense with 20 tackles, just one shy of tying the school-record, two sacks and a forced fumble.

### Scoring

LSU	3	3	0	0	- 6
UF	0	0	7	7	- 14

LSU	10:48	1Q	Alleman 31 yd FG
LSU	0:24	2Q	Alleman 21 yd FG
UF	5:15	3Q	Mike Gillislee 12 run (Sturgis Kick)
UF	13:18	4Q	Mike Gillislee 12 run (Sturgis Kick)

### Team Stats

	LSU	UF
FIRST DOWNS	8	22
RUSHING	1	16
PASSING	4	3
PENALTY	3	3
RUSHING ATTEMPTS	25	58
YARDS GAINED RUSHING	65	239
YARDS LOST RUSHING	23	63
NET YARDS RUSHING	42	176
NET YARDS PASSING	158	61
PASSES ATTEMPTED	25	12
PASSES COMPLETED	11	8
HAD INTERCEPTED	1	0
TOTAL OFFENSIVE PLAYS	50	70
TOTAL NET YARDS	200	237
AVERAGE GAIN PER PLAY	4.0	3.4
FUMBLES/LOST	2/2	2/2
PENALTIES/YARDS	8/83	6/52
INTERCEPTIONS/YARDS	0/0	1/2
PUNTS/YARDS	7/319	7/344
AVERAGE PER PUNT	45.6	49.1
PUNT RETURNS/YARDS	4/22	0/0
KICKOFF RETURNS/YARDS	2/38	3/51
POSSESSION TIME	22:36	37:24
THIRD-DOWN CONVERSIONS	1/13	7/14
FOURTH-DOWN CONVERSIONS	1/1	0/0
SACKS BY	5/43	4/19

## LSU

### RUSHING

	Att.	Gain	Lost	Net	TD	Long
Spencer Ware	8	21	0	21	0	5
Kenny Hilliard	5	18	2	16	0	13
Michael Ford	4	16	2	14	0	9
Jeremy Hill	2	8	0	8	0	5
Russell Shepard	1	2	0	2	0	2
Terrence Magee	1	0	0	0	0	0
Zach Mettenberger	4	0	19	-19	0	0

### PASSING

	Att.	Comp	Int	Yds	TD	Long	Sacks
Zach Mettenberger	25	11	1	158	0	56	4

### RECEIVING

	No.	Yds.	TD	Long
Odell Beckham	4	78	0	56
Nic Jacobs	2	22	0	13
Jeremy Hill	1	20	0	20
Spencer Ware	1	20	0	20
Chase Clement	1	7	0	7
J.C. Copeland	1	7	0	7
Russell Shepard	1	4	0	4

### PUNTING

	No.	Yds.	Avg.	Long	I20
Brad Wing	7	319	45.6	57	3

### FIELD GOALS

	Att.	Made	Long	KICKS
Drew Alleman	2	2	31	Made 31; Made 21

	Punts			Kickoffs			Intercepted		
	No.	Yds.	Lg.	No.	Yds.	Lg.	No.	Yds.	Lg.
<b>ALL RETURNS</b>									
Odell Beckham, Jr.	4	22	11	0	0	0	0	0	0
Jarvis Landry	0	0	0	1	20	20	0	0	0
Michael Ford	0	0	0	1	18	18	0	0	0

## FLORIDA

### RUSHING

	Att.	Gain	Lost	Net	TD	Long
Mike Gillislee	34	146	0	146	2	12
Omarius Hines	1	14	0	14	0	14
Mack Brown	2	12	0	12	0	7
Trey Burton	3	8	1	7	0	7
Jeff Driskel	13	56	55	1	0	17
Solomon Patton	2	3	3	0	0	3
TEAM	2	0	4	-4	0	0

### PASSING

	Att.	Comp	Int.	Yds.	TD	Long	Sacks
Jeff Driskel	12	8	0	61	0	14	5

### RECEIVING

	No.	Yds.	TD	Long
Jordan Reed	3	30	0	14
Quinton Dunbar	2	15	0	8
Omarius Hines	1	14	0	14
Andre Debose	1	5	0	5
Frankie Hammond	1	-3	0	2

### PUNTING

	No.	Yds.	Avg.	Long	I20
Kyle Christy	7	344	49.1	61	3

### FIELD GOALS

	Att.	Made	Long	KICKS
none				

	Punts			Kickoffs			Intercepted		
	No.	Yds.	Lg.	No.	Yds.	Lg.	No.	Yds.	Lg.
<b>ALL RETURNS</b>									
Andre Debose	0	0	0	3	51	21	0	0	0
Jaylen Watkins	0	0	0	0	0	0	1	2	2

# Game 7

#3 South Carolina	21
#9/8 LSU	23



Oct. 13, 2012 • Tiger Stadium • Baton Rouge, La. • 92,734

## LSU Defense, RB Hill Help Tigers Past South Carolina, 23-21

In another classic battle between two SEC heavyweights, LSU's defense and a little known running back named **Jeremy Hill** made the difference as the ninth-ranked Tigers knocked off third-ranked South Carolina, 23-21. Hill, a true freshman from Baton Rouge, made the most of his opportunity, rushing for a career-best 124 yards and the 2 TDs. Hill's 50-yard scamper in the fourth quarter proved to be the difference, giving the Tigers a 23-14 advantage with just over five minutes left in the contest. LSU's defense was once again dynamite; limiting South Carolina's powerful rushing attack to just 34 net yards. USC's leading rusher Marcus Lattimore was held to a season-low 34 yards on 13 attempts. LSU struck first taking its first possession, marching 69 yards on 16 plays capped with a 23-yard field goal by **Drew Alleman** for a 3-0 advantage. South Carolina's lone TD of the first half was setup on a 70-yard interception return to the LSU 2-yard line. The Gamecocks needed just one play to take a 7-3 advantage early in the second quarter. That score stood until early in the third quarter when LSU's Hill rambled 7 yards for a TD, giving the Tigers a 10-3 advantage. South Carolina regained the lead, 14-10, on a 2-yard run by Lattimore at the 5:11 mark in the third quarter. A pair of Alleman field goals on back-to-back LSU possessions gave the Tigers a 16-14 lead with 6:37 to play. After the LSU defense forced South Carolina to punt for the seventh time, the Tigers got the ball at midfield with 5:03 setting up Hill's 50-yard TD run. South Carolina managed to pull to within 23-21 with a TD on its ensuing possession, however the onside kick went out of bounds and LSU was able to run down the clock to just 35 seconds before punting to the Gamecocks. South Carolina's last-second attempt at a Hail Mary pass was intercepted by **Craig Loston**. For the game, LSU piled up 406 total yards, including 258 on the ground. Mettenberger connected on 12-of-25 passes for 148 yards with **Jarvis Landry** leading the way with 4 catches for 55 yards.

		Scoring				
USC		0	7	7	7	- 21
LSU		3	0	7	13	- 23
LSU	5:32	1Q	Alleman 23 yd FG			
USC	14:54	2Q	Ace Sanders 2 pass from Connor Shaw (Yates Kick)			
LSU	11:13	3Q	Jeremy Hill 7 run (Alleman Kick)			
USC	5:11	3Q	Marcus Lattimore 2 run (Yates Kick)			
LSU	10:17	4Q	Alleman 20 yd FG			
LSU	6:37	4Q	Alleman 22 yd FG			
LSU	5:03	4Q	Jeremy Hill 50 run (Alleman Kick)			

## Team Stats

	USC	LSU
FIRST DOWNS	14	22
RUSHING	3	15
PASSING	9	7
PENALTY	2	0
RUSHING ATTEMPTS	25	53
YARDS GAINED RUSHING	67	274
YARDS LOST RUSHING	33	16
NET YARDS RUSHING	34	258
NET YARDS PASSING	177	148
PASSES ATTEMPTED	35	25
PASSES COMPLETED	19	12
HAD INTERCEPTED	2	1
TOTAL OFFENSIVE PLAYS	60	78
TOTAL NET YARDS	211	406
AVERAGE GAIN PER PLAY	3.5	5.2
FUMBLES/LOST	1/0	1/0
PENALTIES/YARDS	4/25	5/29
INTERCEPTIONS/YARDS	1/70	2/39
PUNTS/YARDS	7/259	4/134
AVERAGE PER PUNT	37.0	33.5
PUNT RETURNS/YARDS	1/50	3/6
KICKOFF RETURNS/YARDS	3/47	2/59
POSSESSION TIME	23:03	36:57

THIRD-DOWN CONVERSIONS	3/13	11/19
FOURTH-DOWN CONVERSIONS	2/2	0/0
SACKS BY	1/6	4/30

## LSU

RUSHING	Att.	Gain	Lost	Net	TD	Long
Jeremy Hill	17	124	0	124	2	50
Spencer Ware	14	56	1	55	0	11
Michael Ford	7	41	0	41	0	13
Kenny Hilliard	10	41	8	33	0	17
J.C. Copeland	3	12	0	12	0	9
TEAM	1	0	1	-1	0	0
Zach Mettenberger	1	0	6	-6	0	0

PASSING	Att.	Comp	Int	Yds	TD	Long	Sacks
Zach Mettenberger	25	12	1	148	0	27	1

RECEIVING	No.	Yds.	TD	Long
Jarvis Landry	4	55	0	19
James Wright	3	18	0	10
Odell Beckham	2	21	0	12
Spencer Ware	1	27	0	27
Jeremy Hill	1	21	0	21
Kadron Boone	1	6	0	6

PUNTING	No.	Yds.	Avg.	Long	I20
Brad Wing	4	134	33.5	56	0

FIELD GOALS	Att.	Made	Long	KICKS
Drew Alleman	4	3	23	Made 23, 20, 22; Missed 32

ALL RETURNS	Punts			Kickoffs			Intercepted		
	No.	Yds.	Lg.	No.	Yds.	Lg.	No.	Yds.	Lg.
Odell Beckham, Jr.	3	6	4	0	0	0	0	0	0
Craig Loston	0	0	0	0	20	20	1	10	10
Eric Reid	0	0	0	0	18	18	1	29	29
Michael Ford	0	0	0	2	59	31	0	0	0

## SOUTH CAROLINA

RUSHING	Att.	Gain	Lost	Net	TD	Long
Marcus Lattimore	13	37	2	35	1	9
Connor Shaw	12	30	31	-1	0	17

PASSING	Att.	Comp	Int.	Yds.	TD	Long	Sacks
Connor Shaw	34	19	2	177	2	29	4

RECEIVING	No.	Yds.	TD	Long
Ace Sanders	5	49	1	21
Bruce Ellington	4	38	1	23
Marcus Lattimore	4	23	0	7
Justice Cunningham	3	36	0	29
Damiere Byrd	2	15	0	11
Jerell Adams	1	16	0	16

PUNTING	No.	Yds.	Avg.	Long	I20
Tyler Hull	7	259	37.0	43	1

FIELD GOALS	Att.	Made	Long	KICKS
none				

ALL RETURNS	Punts			Kickoffs			Intercepted		
	No.	Yds.	Lg.	No.	Yds.	Lg.	No.	Yds.	Lg.
Ace Sanders	1	50	50	0	0	0	0	0	0
Bruce Ellington	0	0	0	3	47	23	0	0	0
Jimmy Legree	0	0	0	0	0	0	1	70	70

## 2012 LSU Football - Numerical Roster

NO.	NAME	POS.	HT.	WT.	CL./EXP.	HOMETOWN (HS/PREVIOUS SCHOOL)
1	Eric Reid	S	6-2	212	Jr.-2L	Geismar, La. (Dutchtown HS)
1	Rob Bolden	QB	6-4	208	Jr.-Trf.	Orchard Lake, Mich. (Penn State)
3	Odell Beckham Jr.	WR	6-0	187	So.-1L	New Orleans, La. (Newman HS)
4	Alfred Blue	RB	6-2	220	Jr.-2L	Boutte, La. (Hahnville HS)
5	Jarrett Fobbs	WR	5-11	188	So.-SQ	Shreveport, La. (Huntington HS)
6	Craig Loston	S	6-2	205	Jr.-2L	Aldine, Texas (Eisenhower HS)
8	Zach Mettenberger	QB	6-5	230	Jr.-1L	Watkinsville, Ga. (Butler (Kan.) CC)
9	Ego Ferguson	DT	6-3	308	So.-1L	Mills, Fla. (Hargrave Military Academy)
10	Russell Shepard	WR	6-1	195	Sr.-3L	Houston, Texas (Cypress Ridge HS)
10	Nick Rice	LB	6-1	229	Jr.-SQ	Coppell, Texas (Coppell HS)
11	Spencer Ware	RB	5-11	225	Jr.-2L	Cincinnati, Ohio (Princeton HS)
12	Corey Thompson	S	6-2	210	Fr.-HS	Missouri City, Texas (Lawrence Elkins HS)
13	Dwayne Thomas	CB	6-0	175	Fr.-HS	New Orleans, La. (O.P. Walker HS)
13	Chris LaBorde	WR	6-1	185	Fr.-RS	Lafayette, La. (Westminister HS)
14	Terrence Magee	WR	5-9	212	So.-SQ	Franklinton, La. (Franklinton HS)
15	Jerrard Randall	QB	6-1	186	Fr.-RS	Hollywood, Fla. (Mirimar HS)
16	Brad Kragthorpe	QB	6-0	186	Fr.-Trf.	Tulsa, Okla. (Idaho State)
17	Stephen Rivers	QB	6-8	225	Fr.-RS	Athens, Ala. (Athens HS)
18	Bennie Logan	DT	6-3	295	Jr.-2L	Coushatta, La. (Red River HS)
19	Derrick Raymond	CB	6-1	175	Fr.-HS	Metairie, La. (East Jefferson HS)
21	Paul Turner	WR	5-11	192	Fr.-RS	West Monroe, La. (West Monroe HS)
21	Tre' Sullivan	DB	5-9	182	So.-SQ	Donaldsonville, La. (Donaldsonville HS)
22	Ronnie Feist	LB	6-2	230	Fr.-HS	Edgard, La. (West St. John HS)
24	Tharold Simon	CB	6-3	193	Jr.-2L	Eunice, La. (Eunice HS)
25	Kwon Alexander	LB	6-2	215	Fr.-HS	Oxford, Ala. (Oxford HS)
26	Ronald Martin	S	6-1	202	So.-1L	White Castle, La. (White Castle HS)
27	Kenny Hilliard	RB	6-0	231	So.-1L	Patterson, La. (Patterson HS)
27	Dexter Alexander	DB	5-9	189	Jr.-SQ	Baton Rouge, La. (Christian Life Academy)
28	Jalen Mills	CB	6-0	185	Fr.-HS	DeSoto, Texas (DeSoto HS)
29	Stephen Scardina	FB	5-11	272	Fr.-HS	Baton Rouge, La. (St. Michael HS)
29	Tommy LeBeau	S	6-1	190	Fr.-RS	Monroe, La. (Ouachita Christian HS)
30	Drew Alleman	PK	5-11	183	Sr.-1L	Lafayette, La. (Acadiana HS)
30	James Hairston	PK	6-1	220	So.-1L	Dallas, Texas (Jesuit HS)
30	Trent Domingue	PK/P	6-0	177	Fr.-HS	Mandeville, La. (St. Paul's HS)
30	Colby Delahoussaye	PK	5-10	174	Fr.-HS	New Iberia, La. (New Iberia HS)
32	Jalen Collins	CB	6-2	195	Fr.-RS	Olive Branch, Miss. (Olive Branch HS)
33	Jeremy Hill	RB	6-2	235	Fr.-HS	Baton Rouge, La. (Redemptorist HS)
33	Vincent LeDuff	S	6-3	211	So.-HS	Baton Rouge, La. (Catholic HS)
34	Micah Eugene	S	5-11	190	Fr.-RS	Lafayette, La. (Acadiana HS)
34	Michael Davis	FB	5-11	204	Fr.-HS	Prairieville, La. (Dutchtown HS)
35	Lorenzo Phillips	LB	6-2	215	Fr.-HS	Patterson, La. (Patterson HS)
35	Devante Meullion	FB	5-10	240	Fr.-RS	Seattle, Wash. (Chief Stealth International HS)
36	Kavahra Holmes	CB	6-2	180	Fr.-HS	Breaux Bridge, La. (Breaux Bridge HS)
38	Brad Wing	P	6-3	197	So.-1L	Melbourne, Australia (Parkiew Baptist HS)
38	Jamie Keehn	P	6-4	222	Fr.-HS	Queensland, Australia (Rockhampton Grammar)
39	Jerqwinick Sandolph	DB	6-2	190	Fr.-HS	Boutte, La. (Hahnville HS)
40	Rockey Duplessis	S	6-1	207	Jr.-2L	Belle Chasse, La. (Belle Chasse HS)
40	Tabari Williams	RB	5-7	170	Jr.-SQ	Hiram, Ga. (Culver Academy)
41	Travis Dickson	TE	6-3	230	So.-SQ	Ocean Springs, Miss. (Ocean Springs HS)
42	Michael Ford	RB	5-10	216	Jr.-2L	Leesville, La. (Leesville HS)
42	Michael Petty	LB	5-10	185	Fr.-RS	Alexandria, La. (Alexandria Senior HS)
43	Connor Neighbors	FB	5-11	236	So.-SQ	Huntsville, Ala. (Huntsville HS)
44	J.C. Copeland	FB	6-1	272	Jr.-1L	LaGrange, Ga. (Troup County HS)
45	Deion Jones	LB	6-2	202	Fr.-HS	New Orleans, La. (Jesuit HS)

45	Allen Buniger	TE	6-3	266	So.-SQ	New Orleans, La. (West Jefferson HS)
46	Kevin Minter	LB	6-2	245	Jr.-2L	Suwanee, Ga. (Peachtree Ridge HS)
46	Charles Mitchell	TE	6-1	200	So.-RS	Houston, Texas (Strake Jesuit HS)
47	Jeremy Peebles	DL	6-4	237	So.-SQ	Selma, La. (Selma HS)
48	Seth Fruge	LB/HOLD	5-11	189	Jr.-2L	Welsh, La. (Notre Dame HS)
49	Barkevious Mingo	DE	6-5	240	Jr.-2L	West Monroe, La. (West Monroe HS)
50	Reid Ferguson	SNP	6-2	235	Fr.-HS	Buford, Ga. (Buford HS)
51	Trey Granier	LB	6-1	227	Fr.-HS	Thibodaux, La. (Thibodaux HS)
52	Luke Muncie	LB	6-3	210	Jr.-2L	Klein, Texas (Oak HS)
52	Gabe Langlois	OG	6-2	310	Fr.-RS	Prairieville, La. (Port Neches Groves HS)
53	Logan Boudreaux	SNP	5-11	215	Fr.-RS	St. Amant, La. (St. Amant HS)
53	Grant Leger	LB	6-1	215	Fr.-RS	Metairie, La. (Jesuit HS)
54	Justin Maclin	DE	6-4	237	So.-RS	Memphis, Tenn. (Ridgeway HS)
55	Elliott Porter	C	6-4	300	So.-SQ	Westwego, La. (Kentucky)
55	Jarrett Hardnett	LB	6-1	233	Jr.-SQ	Baton Rouge, La. (Woodlawn HS)
56	Trai Turner	OL	6-3	306	Fr.-RS	New Orleans, La. (St. Augustine HS)
56	Logan Patty	LB	6-0	216	Fr.-HS	Baton Rouge, La. (St. Michael HS)
57	Lamin Barrow	LB	6-2	232	Jr.-2L	Marrero, La. (John Ehret HS)
59	Jermauria Rasco	DE	6-3	255	So.-1L	Shreveport, La. (Evangel HS)
61	Ben Domingue	C/OG	6-3	270	Jr.-SQ	Lafayette, La. (St. Thomas More HS)
62	Edwin Johnson	LB	6-1	213	Sr.-Trf.	Baton Rouge, La. (Grambling Univ.)
63	Branch Kampe	LB	5-11	200	Fr.-RS	Oakland, Mich. (Shrine Catholic HS)
64	P.J. Lonergan	C	6-4	305	Sr.-3L	New Orleans, La. (Rummel HS)
65	Jerald Hawkins	OL	6-6	300	Fr.-HS	Baldwin, La. (West St. Mary HS)
66	Derek Edinburgh Jr.	OL	6-8	316	Fr.-HS	New Orleans, La. (Karr HS)
68	Josh Dworaczyk	OG/OT	6-6	300	Sr.-3L	New Iberia, La. (Catholic-New Iberia HS)
70	La'El Collins	OG	6-5	321	So.-SQ	Baton Rouge, La. (Redemptorist HS)
71	Jonah Austin	OT	6-6	329	Fr.-RS	New Orleans, La. (St. Augustine HS)
72	Alex Hurst	OT	6-6	331	Sr.-3L	Bartlett, Tenn. (Arlington HS)
73	Chris Davenport	OT	6-4	330	Jr.-SQ	Mansfield, La. (Mansfield HS)
74	Josh Williford	OG	6-7	334	Jr.-2L	Dothan, Ala. (Houston Academy)
77	Josh Downs	DT	6-1	287	Sr.-3L	Bastrop, La. (Bastrop HS)
78	Vadal Alexander	OT	6-6	350	Fr.-HS	Buford, Ga. (Buford HS)
80	Jarvis Landry	WR	6-1	195	So.-1L	Convent, La. (Lutcher HS)
81	Armand Williams	WR	6-3	200	So.-SQ	Slidell, La. (Slidell HS)
82	James Wright	WR	6-2	203	Jr.-2L	Belle Chase, La. (Belle Chase HS)
84	Nic Jacobs	TE	6-5	265	So.-SQ	Many, La. (Many HS)
85	Dillon Gordon	TE	6-5	280	Fr.-HS	River Ridge, La. (John Curtis HS)
86	Kadron Boone	WR	6-0	207	Jr.-2L	Ocala, Fla. (Ocala Trinity HS)
87	Chancey Aghayere	DE	6-4	266	Sr.-3L	Garland, Texas (Garland HS)
87	Jordan Johnson	WR	5-8	184	Jr.-RS	Friendswood, Texas (Friendswood HS)
88	Chase Clement	TE	6-5	265	Sr.-3L	Thibodaux, La. (E.D. White HS)
89	Lavar Edwards	DE	6-5	258	Sr.-3L	Gretna, La. (Desire Street Academy)
89	Jeffrey Lang	WR	5-11	188	So.-SQ	Benton, La. (Benton HS)
90	Anthony Johnson	DT	6-3	304	So.-1L	New Orleans, La. (O.P. Walker HS)
91	A'Trey-U Jones	DT	6-0	282	Jr.-RS	Tickfaw, La. (Hammond HS)
93	Cleveland Davis	DT	6-0	282	Jr.-SQ	Baton Rouge, La. (McKinley HS)
94	Danielle Hunter	DL	6-5	235	Fr.-HS	Katy, Texas (Morton Ranch HS)
95	Quentin Thomas	DT	6-3	294	Fr.-RS	Breaux Bridge, La. (Breaux Bridge HS)
96	Mickey Johnson	DT	6-0	306	Fr.-RS	Covington, La. (St. Paul's HS)
99	Sam Montgomery	DE	6-5	260	Jr.-2L	Greenwood, S.C. (Greenwood HS)