

# CAROLINA

## 2012 FOOTBALL GAME NOTES

### GAMEDAY INFORMATION

#### TELEVISION

**National TV** .....ESPN

Play-by-Play ..... Brent Musburger

Analysis ..... Kirk Herbstreit

Sideline ..... Heather Cox

#### Gamecock Replay

Play-by-Play ..... Andy Demetra

Analysis ..... Brad Muller

#### RADIO

**National** ..... Dial Globe Sports

Play-by-Play ..... John Sadak

Analysis ..... Rocky Boiman

#### Gamecock IMG Sports Network

Play-by-Play ..... Todd Ellis

Analysis ..... Tommy Suggs

Sideline ..... Langston Moore

**Satellite Radio** ..... Sirius 85/XM 85

#### SERIES CAPSULE

Series History ..... LSU leads 16-2-1

In Columbia ..... LSU leads 5-1-1

In Baton Rouge ..... LSU leads 10-1-0

At Neutral ..... LSU leads 1-0-0

First Meeting (1930 in Columbia) ..... SC 7, LSU 6

Last Meeting (2008 in Columbia) ..... LSU 24, SC 17

Last Meeting in Baton Rouge (2007) ..... LSU 28, SC 16

Current Streak ..... LSU has won 4 in a row

Spurrier vs. LSU ..... 11-3

Miles vs. South Carolina ..... 2-0

#### SOUTH CAROLINA ASSISTANT COACHES

Kirk Botkin\* ..... Linebackers/Spurs

Grady Brown\* ..... Secondary/Asst. Special Teams

Shawn Elliott ..... Co-Off. Coord./Offensive Line

Brad Lawing ..... Defensive Line

G.A. Mangus ..... Quarterbacks

Joe Robinson ..... Special Teams Coord./Tight Ends

Everette Sands ..... Running Backs

Steve Spurrier Jr.\* ..... Co-Off. Coord./WR/Recruiting

Lorenzo Ward ..... Defensive Coordinator

\*-in booth

## #3/3 SOUTH CAROLINA GAMECOCKS

### AT #9/8 LSU TIGERS

October 13, 2012, 8 p.m. ET

Baton Rouge, La.

Tiger Stadium (92,400)

### SOUTH CAROLINA GAMECOCKS

6-0 Overall; 4-0 SEC

Head Coach ..... Steve Spurrier

Alma Mater ..... Florida (1967)

South Carolina Record ..... 61-35 (8th year)

Career Record ..... 203-75-2 (23rd year)

Assistant AD/Media Relations ..... Steve Fink

Fink Email ..... finksc@mailbox.sc.edu

Fink Office ..... 803-777-7987

Fink Cell ..... 803-240-5268

Office Fax ..... 803-777-2967

Official Website ..... www.gamecocksonline.com



#### SOUTH CAROLINA SCHEDULE

Date	Opponent	Time/Score	TV
08/30	at Vanderbilt*	W, 17-13	ESPN
09/08	East Carolina	W, 48-10	SECNet
09/15	UAB	W, 49-6	FSN
09/22	Missouri*	W, 31-10	CBS
09/29	at Kentucky*	W, 38-17	ESPN2
10/06	Georgia*	W, 35-7	ESPN
10/13	at LSU*	8 pm	ESPN
10/20	at Florida*	TBA	TBA
10/27	Tennessee*	TBA	TBA
11/10	Arkansas*	TBA	TBA
11/17	Wofford	1 pm	PPV
11/24	at Clemson	TBA	TBA

### LSU TIGERS

5-1 Overall; 1-1 SEC

Head Coach ..... Les Miles

Alma Mater ..... Michigan (1976)

LSU Record ..... 80-18 (8th year)

Career Record ..... 108-40 (12th year)

Media Relations Director ..... Michael Bonnette

Bonnette Email ..... mbonnet@lsu.edu

Bonnette Office ..... 225-578-8226

Bonnette Cell ..... 225-241-4845

Office Fax ..... 225-578-1861

Official Website ..... www.lsusports.com



#### LSU SCHEDULE

Date	Opponent	Time/Score	TV
09/01	North Texas	W, 41-14	ESPNU
09/08	Washington	W, 41-3	ESPN
09/15	Idaho	W, 63-14	PPV
09/22	at Auburn*	W, 12-10	ESPN
09/29	Towson	W, 38-22	ESPNU
10/06	at Florida*	L, 6-14	CBS
10/13	South Carolina*	8 pm	ESPN
10/20	at Texas A&M*	TBA	TBA
11/03	Alabama*	TBA	TBA
11/10	Mississippi State*	TBA	TBA
11/17	Ole Miss*	TBA	TBA
11/24	at Arkansas*	TBA	TBA

### QUICKLY...

◆ The No. 3/3 South Carolina Gamecocks (6-0, 4-0 SEC) travel to Baton Rouge to face the No. 9/8 LSU Tigers (5-1, 1-1 SEC) in an SEC contest on Saturday, October 13. The game will be televised nationally on ESPN, beginning at 8 p.m. ET (7 p.m. in Baton Rouge).

◆ The Gamecocks have won a school-record 10 straight games (Florida, Citadel, Clemson, Nebraska, Vanderbilt, East Carolina, UAB, Missouri, Kentucky, Georgia) dating back to last season. The Gamecocks 10-game winning streak is the longest current streak among FBS teams, one ahead of Alabama, Oregon and West Virginia and surpasses the previous longest winning streak in school history of nine, set in 1984.

◆ The Gamecocks are off to a 6-0 start for the first time since 1988 and for just the third time in school history (also 1984). They have been 7-0 just once in their history (1984).

◆ The Gamecocks are ranked No. 3 in both polls. They have been ranked that high or higher just once - in the poll released Nov. 13, 1984 when they were ranked No. 2.

◆ The Gamecocks are facing their second Top-10 opponent in as many weeks. They defeated No. 5 Georgia last week. Next up - No. 4 Florida.

◆ Head coach Steve Spurrier has logged his 200th career collegiate victory (UAB) and his 250th overall coaching victory (Georgia) this season. He has 203 wins in the collegiate ranks and 47 as a head coach at the pro level.

**South Carolina vs. LSU ♦ October 13, 2012**

# GAMECOCK ALL-AMERICA CANDIDATES



## #98 DEVIN TAYLOR

**Defensive End**

Senior ♦ 6-8 ♦ 267 ♦ 3 VL  
Beaufort, S.C. (Beaufort)

- ◆ One of the quieter players on the team, has earned the nickname "Don't Say Nuthin."
- ◆ Has earned All-SEC honors in each of the past two seasons, garnering first-team honors by the Associated Press and second team accolades by the league's coaches in 2010, then was an honorable mention selection by the AP in 2011.
- ◆ Has earned 2012 second-team preseason All-SEC mention by the SEC Coaches, the SEC media, Phil Steele and Athlon.
- ◆ On the preseason watch list for the Bednarik, Hendricks, Lombardi and Nagurski Awards.
- ◆ Is ranked fifth in school history with 17.0 sacks, behind only Eric Norwood, Andrew Provence, John Abraham and Melvin Ingram. He is tied with Georgia's Jarvis Jones for first among active players in the SEC in sacks.
- ◆ Is ranked in a tie for fourth in school history with 31.0 tackles for loss, matching Cecil Caldwell. He ranks first in the SEC among active players in tackles for loss.

### Taylor's Statistics

Year	GP/GS	TT	TFL	QBS	INT	PBU	QBH	FF	FR
2008									
	-Redshirted-								
2009	12/5	28	5.5	2.0	0	0	2	2	0
2010	14/14	46	13.0	7.5	1	8	11	0	2
2011	13/13	42	8.5	6.0	1	2	6	0	2
2012	6/6	16	4.0	1.5	0	2	2	0	1
<b>Total</b>	<b>45/38</b>	<b>132</b>	<b>31.0</b>	<b>17.0</b>	<b>2</b>	<b>12</b>	<b>21</b>	<b>2</b>	<b>5</b>

## #21 MARCUS LATTIMORE

**Tailback**

Junior ♦ 6-0 ♦ 218 ♦ 2 VL  
Duncan, S.C. (Byrnes)

- ◆ Heisman Trophy candidate who has worked his way back from a season-ending left knee injury, suffered in the Mississippi State game (game 7) last October.
- ◆ On the preseason watch list for the Walter Camp, Maxwell and Doak Walker awards.
- ◆ Owns 11 career 100-yard rushing games.
- ◆ Has scored a school-record 39 touchdowns, including a school-record 36 rushing touchdowns, breaking marks jointly held by George Rogers and Harold Green.
- ◆ Ranks seventh in school history with 2,564 rushing yards. Needs 203 rushing yards to move into the school's all-time top 5 for career rushing yards.
- ◆ Unanimous 2012 preseason first-team All-American.
- ◆ Unanimous 2012 preseason first-team All-SEC.
- ◆ SEC Offensive Player of the Week for week 1.
- ◆ 2010 National Freshman of the Year.
- ◆ 2010 SEC Freshman of the Year.
- ◆ Named the Harris Pastides Scholar-Athlete for football at the 2012 Garnet & Black Spring Game.
- ◆ Owns the third-highest yards per game average for a career among current NCAA players at 98.6.

### Lattimore's Statistics

Year	GP/GS	Att	Yds	Avg	TD	Long	Avg/Gm
2010	13/13	249	1197	4.8	17	58	92.1
2011	7/7	163	818	5.0	10	36	116.9
2012	6/6	116	549	4.7	9	43	91.5
<b>Total</b>	<b>26/26</b>	<b>528</b>	<b>2564</b>	<b>4.9</b>	<b>36</b>	<b>58</b>	<b>98.6</b>

## #7 JADEVEON CLOWNEY

**Defensive End**

Sophomore ♦ 6-6 ♦ 256 ♦ 1 VL  
Rock Hill, S.C. (South Pointe)

- ◆ Phil Steele 1st-team Midseason All-American.
- ◆ Sophomore who has 14.5 career sacks and 23.5 tackles for loss in just 19 career games.
- ◆ 1 1/2 sacks would move him into the top-5 in Carolina history.
- ◆ Ranks second in the SEC in both sacks (6.5) and tackles for loss (11.5). Is ninth in the country in TFL's.
- ◆ Two-time SEC Defensive Lineman of the Week.
- ◆ On the preseason watch list for the Bednarik, Walter Camp, Hendricks, Lombardi and Nagurski Awards.
- ◆ Was the only freshman in the SEC to rank among the league's top-10 in sacks (8.0) and fumbles forced (5).
- ◆ Tied for eighth in the country with five forced fumbles in 2011.
- ◆ Named the 2011 SEC Freshman of the Year by the league's coaches and the SEC Defensive Freshman of the Year by Rivals.com.
- ◆ Earned unanimous first-team Freshman All-America accolades in 2011.
- ◆ "I think (Clowney) is probably the best, arguably the best player in college football" – UAB head coach Garrick McGee.

### Clowney's Statistics

Year	GP/GS	TT	TFL	QBS	INT	PBU	QBH	FF	FR
2011	13/1	36	12.0	8.0	0	1	6	5	0
2012	6/6	25	11.5	6.5	0	0	2	0	0
<b>Total</b>	<b>19/7</b>	<b>61</b>	<b>23.5</b>	<b>14.5</b>	<b>0</b>	<b>1</b>	<b>8</b>	<b>5</b>	<b>0</b>

# SEC STANDINGS

## EASTERN DIVISION

	SEC	PCT.	PF	PA	ALL	PCT.	PF	PA
S. Carolina	4-0	1.000	121	47	6-0	1.000	218	63
Florida	4-0	1.000	109	43	5-0	1.000	136	57
Georgia	3-1	.750	147	102	5-1	.833	248	145
Vanderbilt	1-2	.333	35	80	2-3	.400	106	103
Tennessee	0-2	.000	64	88	3-2	.600	197	148
Missouri	0-3	.000	45	91	3-3	.500	152	137
Kentucky	0-3	.000	31	103	1-5	.167	123	181

## WESTERN DIVISION

	SEC	PCT.	PF	PA	ALL	PCT.	PF	PA
Alabama	2-0	1.000	85	14	5-0	1.000	201	35
Miss State	2-0	1.000	55	24	5-0	1.000	171	67
Texas A&M	2-1	.667	105	57	4-1	.800	223	74
LSU	1-1	.500	18	24	5-1	.833	201	77
Arkansas	1-2	.333	34	117	2-4	.333	140	210
Ole Miss	0-2	.000	41	63	3-3	.500	188	166
Auburn	0-3	.000	27	64	1-4	.200	77	118

## Last Week in the SEC

South Carolina 35, Georgia 7  
 Arkansas 24, Auburn 7  
 Mississippi State 27, Kentucky 14  
 Florida 14, LSU 6  
 Texas A&M 30, Ole Miss 27  
 Vanderbilt 19, Missouri 15

## This Week in the SEC

**October 13**  
 Auburn at Ole Miss, 12:21  
 Alabama at Missouri, 3:30  
 Florida at Vanderbilt, 6:00  
 Kentucky at Arkansas, 7:00  
 South Carolina at LSU, 8:00  
 Tennessee at Mississippi State, 9:00  
 Texas A&M at Louisiana Tech (Shreveport), 9:15

## Next Week in the SEC

**October 20**  
 Auburn at Vanderbilt, 12:21  
 Georgia at Kentucky, 7 pm  
 Middle Tennessee at Mississippi State, 7 pm  
 Alabama at Tennessee, TBA  
 South Carolina at Florida, TBA  
 LSU at Texas A&M, TBA

### SOUTH CAROLINA VS. LSU

Most Points - SC ..... 29 (1973)  
 Most Points - LSU ..... 42 (1961)  
 Most Points - Combined ..... 62 (1973)  
 LSU 33, SC 29  
 Biggest Margin Victory - SC ..... 1 (1930 & 1994)  
 Biggest Margin Victory - LSU ..... 42 (1961)  
 Longest Winning Streak - SC ..... 1 (1930 & 1994)  
 Longest Winning Streak - LSU ..... 12 (1931-1987)

### A South Carolina win over LSU would...

- ◆ Stretch South Carolina's winning streak to 11 games, extending the longest in school history and keeping in tact the longest current winning streak among FBS teams.
- ◆ Give the Gamecocks a 7-0 record to start the season for just the second time in school history (1984).
- ◆ Be just the third Gamecock win over LSU in 20 tries and it's second win ever in Baton Rouge. The only previous Carolina win in the Bayou came on Oct. 1, 1994 by an 18-17 score.
- ◆ Most likely keep the Gamecocks ranked among the nation's top 3 teams for the second week in a row, something that has never been done in school history. They were No. 2 in the AP poll in 1984 for just one week.

**SETTING THE STAGE:** The No. 3/3 South Carolina Gamecocks (6-0, 4-0 SEC) face their second top-10 team in as many weeks when they travel to the Bayou to face the No. 9/8 LSU Tigers (5-1, 1-1 SEC) on Saturday, October 13. The game will be played at Tiger Stadium in Baton Rouge (92,400) with kickoff set for 8 pm ET. The sold out game will be televised on ESPN with Brent Musburger and Kirk Herbstreit in the booth and Heather Cox working the sidelines. John Sadak and Rocky Boiman have the national radio call for Dial Globe Sports.

**A LITTLE HISTORY:** 2012 marks the 119th season of intercollegiate football at the University of South Carolina, dating back to 1892. It is the 106th-consecutive year in which South Carolina has competed on the gridiron. The University did not field a team in either 1893 or 1906. Carolina is 17 games over the .500 mark with an all-time record of 560-543-44. The Gamecocks were nine games under .500 until head coach Steve Spurrier took the reins in 2005, but are 26 games over since.

**GAMECOCKS AND TIGERS:** LSU holds a commanding 16-2-1 advantage in the all-time series with South Carolina. The Bayou Bengals own a 10-1 advantage in games played in Baton Rouge, hold a 5-1-1 lead in games played in Columbia, and won the only neutral site contest, taking the 1987 Gator Bowl in Jacksonville, Fla. LSU has won the last four meetings, including a 24-17 win in Columbia in 2008 in their last meeting and a 28-16 win in Baton Rouge in 2007, the last time they met in Louisiana. South Carolina's last win came by an 18-17 margin in Baton Rouge on Oct. 1, 1994. The Gamecocks only win over the Tigers in Columbia was back in 1930 in the first meeting between the two schools, a 7-6 Carolina win.

**THE LAST TIME THEY MET:** Jarrett Lee went 16-of-26 for 189 yards and LSU held South Carolina to minus-7 yards in the fourth quarter as the No. 13 Tigers beat the Gamecocks 24-17 on October 18, 2008. LSU (5-1) took the lead for good on Charles Scott's 2-yard touchdown run with 4:16 to go. It capped a grinding, 83-yard drive that took more than six minutes off the clock. Then Curtis Taylor picked off Stephen Garcia two plays later, souring an otherwise remarkable game for the freshman, who accounted for 230 of 254 yards for South Carolina (5-3) in his first career start. LSU held South Carolina to 42 total yards in the second half after allowing two touchdowns in the final 2:28 of the first half. For more on the game, see page 12 of the notes.

**THE LAST TIME IN THE BAYOU:** The 3-0 and 12th-ranked Gamecocks ran into a buzzsaw in the form of second-ranked LSU in Baton Rouge on Sept. 22, 2007 and came back from the Bayou with their first loss of the season, a 28-16 setback. The Gamecocks scored first, but LSU used a solid ground game, which rolled up 290

### SOUTH CAROLINA VS. LSU

1930	10/11	W	7-6	H
1931	10/10	L	12-19	A
1932	11/05	L	0-6	H
1933	11/05	L	7-30	A
1960	11/05	L	6-35	A
1961	10/14	L	0-42	H
1965	10/23	L	7-21	A
1966	09/17	L	12-28	A
1973	10/27	L	29-33	H
1975	10/25	L	6-24	A
1982	10/23	L	6-14	A
1983	10/22	L	6-20	A
1987	12/31	L	13-30	N
1994	10/01	W	18-17	A
1995	09/30	T	20-20	H
2002	10/19	L	14-38	A
2003	10/18	L	7-33	H
2007	09/22	L	16-28	A
2008	10/18	L	17-24	H

yards, to score the next 28 points. Carolina tried to rally late with two fourth-quarter scores, but it wasn't enough. South Carolina threw for 244 yards compared to LSU's 70, but the ground game proved to be the difference, as the Gamecocks could only muster 17 net yards rushing on 27 attempts on a rainy day in the Bayou.

**CAROLINA'S LAST WIN OVER LSU:** The Gamecocks went into the Bayou on Oct. 1, 1994 and escaped with an 18-17 win. The Gamecocks trailed the entire contest until Stanley Pritchett plunged in from the one-yard line with 12:52 remaining in the game for the deciding points. Pritchett finished the day with 18 carries for 90 yards. LSU held a 14-12 lead at the intermission in front of 63,281 rain-soaked fans and built the lead to 17-12 entering the final stanza. Carolina quarterback Steve Taneyhill was 23-for-30 for 157 yards and a touchdown, as the Gamecocks rolled up 262 yards of offense compared to 209 for LSU. It was just the Gamecocks' second win over LSU in school history, the first coming in the first meeting between the two schools, a 7-6 win on Oct. 11, 1930 in Columbia. Both Gamecock wins over LSU have been by a single point.

**THE HBC VS. LSU:** South Carolina head coach Steve Spurrier is 11-3 all-time against LSU, posting a 6-0 record when playing at The Swamp in Gainesville and a 5-2 record when playing in Tiger Stadium in Baton Rouge. He came up on the short end in the only meeting in Columbia. His offenses have scored more than 20 points 11 times in the 14 meetings, rolling up 454 points for an average of 32.4 points per game. His defenses have surrendered more than 21 points just three, allowing just 197 total points, an average of 14.1 points per game.

**TOP-10 MATCHUP:** This is just the sixth time in school history that Carolina has entered a game ranked in the Top-10 and playing another Top-10 opponent, but the second in as many weeks. The Gamecocks are

## South Carolina-LSU By the Numbers

	SC	LSU
Record	6-0	5-1
Points Scored	218	201
Points/Game	36.3	33.5
Opp. Points Scored	63	77
Opp. Points/Game	10.5	12.8
First Downs	121	112
Opp. First Downs	92	85
3rd Down Conversions	45%	38%
Opp. 3rd Down Conversions	30%	31%
4th Down Conversions	2-7	1-1
Opp. 4th Down Conversions	3-12	2-6
Rushing Attempts	250	241
Yards Rushing	1089	1190
Yards Rushing/Game	181.5	198.3
Opp. Rushing Attempts	209	213
Opp. Yards Rushing	503	797
Opp. Yards Rush/Game	83.8	98.5
Passes Attempted	134	146
Passes Completed	87	89
Yards Passing	1348	1174
Yards Pass/Game	224.7	195.7
Opp. Passes Attempted	188	160
Opp. Passes Completed	105	82
Opp. Yards Passing	1165	735
Opp. Yards Pass/Game	194.2	122.5
Total Plays	384	387
Total Yards	2437	2364
Avg. Yards/Game	406.2	394.0
Avg. Yards/Play	6.3	6.1
Opp. Total Plays	397	373
Opp. Total Yards	1668	1326
Opp. Total Yards/Game	278.0	221.0
Opp. Total Yards/Play	4.2	3.6
Avg. Poss. Time/Game	30:11	28:53

1-4 in those contests to date, winning for the first time last week when they were ranked sixth in the country and defeated No. 5 Georgia, 35-7 in Columbia.

### TOP 10 vs. TOP 10

1984 Gator Bowl: #9 Oklahoma State 21, #7 SC 14  
 1987 in Miami: #2 Miami (Fla.) 20, #8 SC 16  
 1987 Gator Bowl: #7 LSU 30, #9 SC 13  
 2011 in Fayetteville: #8 Arkansas 44, #10 SC 28  
 2012 in Columbia: #6 SC 35, #5 Georgia 7  
 2012 in Baton Rouge: #3 SC vs. #9 LSU

**THE GAMECOCK GAUNTLET:** This is the middle game of a three-game SEC gauntlet for the Gamecocks. They defeated No. 5 Georgia last week in Columbia and face No. 4 Florida next week in the Swamp. Carolina's first five opponents have combined for an 10-18 record, but these three opponents, Georgia (5-1), LSU (5-1) and Florida (5-0) are a combined 15-2.

### BEST SOUTH CAROLINA WINS BY RANKINGS:

Date	Opponent	Rank	Score
10/09/10	vs Alabama	1	35-21
10/24/81	at North Carolina	3	31-13
09/24/09	vs Ole Miss	4	16-10
10/06/12	vs Georgia	5	35-7
09/24/88	vs Georgia	6	23-10
10/04/07	vs Kentucky	8	38-23
11/21/87	vs Clemson	8	20-7
11/14/53	at West Virginia	8	20-14
09/09/00	vs Georgia	9	21-10
10/23/58	vs Clemson	10	26-6

**STREAKING INTO THE RECORD BOOKS:** The Gamecocks have stretched their winning streak to 10 games, surpassing the previous longest streak in school history of nine, set in 1984. There have been seven winning streaks of six games or more in school history, including two during the Spurrier Era. Here are the top streaks:

Consecutive Wins	Year(s)
10	Current
9	1984
7	1958-59
6	1987, 1988, 2000-01, 2006-07

**HOT AS THEY COME:** The Gamecocks' 10-game winning streak is the longest current winning streak in the country. Alabama, Oregon and West Virginia are right behind with nine consecutive wins.

**FAST STARTS:** The Gamecocks are off to a 6-0 start for the first time since 1988 and for just the third time in school history. Here are the best starts in school history and how those teams finished up:

Year	Start	Finish
1984	9-0	10-2
1988	6-0	8-4
<b>2012</b>	<b>6-0</b>	<b>???</b>
2001	5-0	9-3
1928	5-0	6-2-2
1902	5-0	6-1

**IN FRONT IN THE SEC:** The Gamecocks are 4-0 in SEC play for just the second time in their 21-year history in the league. In 2001 the Gamecocks opened with wins at Georgia, at Mississippi State, vs. Alabama and at Kentucky to go 4-0 in SEC play before losing at Arkansas and finishing 5-3 in league action. Last year's

squad opened with wins at Georgia and vs. Vanderbilt before losing to Auburn. That team finished a school-best mark of 6-2 in SEC action.

**THE HEAD BALL COACH:** Steve Spurrier is in his eighth season directing the Gamecock football program. He has logged a 61-35 mark (.635) in Columbia. Coach Spurrier needs three wins to tie and four wins to take sole possession as the school's all-time leader in career victories. The Head Ball Coach ranks second on the school's all-time wins list with 61 behind only Rex Enright (64) and is tied for second in games coached with Paul Dietzel at 96 games behind Enright (140). Spurrier owns a 203-75-2 mark (.729) in 23 seasons as a collegiate head coach, with stops at Duke and Florida before his stint at South Carolina.

**TOPS IN HIS FIELD:** Steve Spurrier became just the 71st head college football coaches (all divisions) and the 22nd in Division I history to record 200 wins when he accomplished that feat against UAB. He ranks fourth among active Division I coaches with 203 wins.

**REACHING 250:** In addition to his 203 wins as a college coach, Steve Spurrier has an additional 47 wins as a head coach at the professional level, giving him 250 career coaching wins.

Steve Spurrier Milestone Wins (Overall: 250-116-2)			
No.	Date	Opponent	Score
1	03/06/83	Boston (USFL)	21-17
25	06/24/84	Birmingham (USFL)	17-16
50	10/07/89	Army	35-29
100	10/29/94	Georgia	52-14
150	09/11/99	Central Florida	58-27
200	10/07/06	Kentucky	24-17
250	10/06/12	Georgia	35-7

**UNCHARTED TERRITORY:** With the win over Georgia, the Gamecocks became bowl eligible for the eighth time in as many seasons under head coach Steve Spurrier. Coach Spurrier has taken the Gamecocks to six bowl games in his first seven seasons. They were not selected following the 2007 season with a 6-6 record. No other coach in Carolina history has taken the Gamecocks to more than three bowl games (Jim Carlen and Joe Morrison). Coach Spurrier is 2-4 in bowl games at South Carolina. He and Lou Holtz are the only Gamecock coaches to post two bowl victories.

**GOOD HOME COOKIN':** The Gamecocks have won their last eight games at Williams-Brice Stadium. Carolina is 4-0 at home this season. The Gamecocks were 6-1 at home in 2011, the third straight year in which they won six-of-seven home contests. The only home losses in the last three years came to top-ranked Florida in 2009, to 17th-ranked Arkansas in 2010 and to defending national champion Auburn in 2011. Carolina is 24-3 in its last 27 home games.

**AND NOT BAD ON THE ROAD EITHER:** With two SEC road wins this season, Carolina has won eight of its last nine true road games since falling at Kentucky in 2010. The Gamecocks had their school record six-game road winning streak snapped at Arkansas late in the 2011 season. Carolina finished the 2011 campaign

# National Rankings

## Associated Press

1. Alabama (60)	5-0	1500
2. Oregon	6-0	1435
3. South Carolina	6-0	1359
4. Florida	5-0	1265
5. West Virginia	5-0	1260
6. Kansas State	5-0	1217
7. Notre Dame	5-0	1176
8. Ohio State	6-0	1053
9. LSU	5-1	938
10. Oregon State	4-0	873
11. Southern California	4-1	812
12. Florida State	5-1	800
13. Oklahoma	3-1	756
14. Georgia	5-1	733
15. Texas	4-1	711
16. Clemson	5-1	657
17. Stanford	4-1	587
18. Louisville	5-0	494
19. Mississippi State	5-0	450
20. Rutgers	5-0	331
21. Cincinnati	4-0	205
22. Texas A&M	4-1	153
23. Louisiana Tech	5-0	129
24. Boise State	4-1	114
25. Michigan	3-2	82

## USA Today/Coaches

1. Alabama (58)	5-0	1474
2. Oregon (1)	6-0	1411
3. South Carolina	6-0	1345
4. West Virginia	5-0	1296
5. Kansas State	5-0	1216
6. Florida	5-0	1165
7. Notre Dame	5-0	1152
8. LSU	5-1	961
9. Southern California	4-1	940
10. Oklahoma	3-1	872
11. Florida State	5-1	819
12. Georgia	5-1	761
13. Clemson	5-1	759
14. Oregon State	4-0	691
15. Texas	4-1	663
16. Louisville	5-0	628
17. Stanford	4-1	577
18. Mississippi State	5-0	558
19. Rutgers	5-0	410
20. Cincinnati	4-0	365
21. Texas A&M	4-1	208
22. Boise State	4-1	197
23. TCU	4-1	194
24. Louisiana Tech	5-0	131
25. Iowa State	4-1	73

with a 3-1 road record, its best road record since posting a 4-1 mark in 2006.

**GAINING THE SWEEP:** The Gamecocks are 4-0 against SEC Eastern Division foes this season, winning the season opener at Vanderbilt, then defeating Missouri, Kentucky and Georgia over the last three weeks. They posted a perfect 5-0 mark against SEC Eastern Division rivals in 2011, a first in school history. They have won 12 straight and 13 of their last 14 contests within the division. They had never won more than four games in the division prior to Coach Spurrier's arrival. He has posted four+ wins in the division three times in seven seasons:

Year	East	Overall	Year	East	Overall
1992	2-3	3-5	2002	2-3	3-5
1993	2-3	2-6	2003	2-3	2-6
1994	2-3	4-4	2004	2-3	4-4
1995	1-4	2-5-1	2005	4-1	5-3
1996	3-2	4-4	2006	2-3	3-5
1997	2-3	3-5	2007	2-3	3-5
1998	0-5	0-8	2008	2-3	4-4
1999	0-5	0-8	2009	2-3	3-5
2000	3-2	5-3	2010	4-1	5-3
2001	3-2	5-3	2011	5-0	6-2
			2012	4-0	4-0

**BEATING YOUR OWN:** The Gamecocks hold the fourth-longest winning streak among SEC Eastern Division teams in intradivisional matchups since the two-division format was established. Head coach Steve Spurrier owns three of the top four streaks:

Team	Head Coach	Years	Wins
Florida	Steve Spurrier	1992-97	25
Florida	Steve Spurrier	1998-01	18
Florida	Urban Meyer	2007-10	16
South Carolina	Steve Spurrier	2010-12	12

**IN THE POLLS:** The Gamecocks have been ranked in the Associated Press Top-25 for 38 consecutive polls, starting with the second week of the 2010 season. That is the longest consecutive streak in school history. According to research compiled by "The Blitz," South Carolina was ranked in the A.P. poll 148 times from 1936-2011, 14 times as a member of the ACC (1936-1970), 57 times as an Independent (1971-1991) and 77 times since joining the SEC prior to the 2012 season.

**THE BEST FINISH ON RECORD:** The Gamecocks finished the 2011 season ranked ninth in the final Associated Press poll, the first time they have finished the season in the Top-10. The 2010 and '11 Gamecocks finished among the nation's Top-25 in back-to-back years for just the second time in history, joining the 2000 and 2001 squads under Lou Holtz. Here are South Carolina's final AP Top-25 rankings:

YEAR	FINAL AP
1958	13
1984	11
1987	15
2000	19
2001	13
2010	22
2011	9

**AND THE BEST START ON RECORD:** The Gamecocks opened the 2012 season ranked ninth in both the Associated Press and USA Today/Coaches' polls. It was the first time the Gamecocks were ranked in the

preseason Top-10 in history. Carolina was ranked No. 6 for two straight weeks before moving up three notches this week to No. 3.

## South Carolina in the 2012 Polls

Week	AP	Coaches	Harris	BCS
Preseason	9	9	--	--
Week 1	9	9	--	--
Week 2	8	9	--	--
Week 3	7	8	--	--
Week 4	6	6	--	--
Week 5	6	6	--	--
Week 6	3	3	3	--

**WOULD YOU BELIEVE...** The Gamecocks are tied for the fifth-longest current streak of being ranked in the Associated Press's Top-25? Carolina and Stanford have been ranked for 38 consecutive weeks. Only Alabama, LSU, Oregon and Oklahoma have consecutive streaks longer in the AP Top-25 than the Gamecocks and Cardinal.

RK	Team	Weeks
1.	Alabama	72
2.	LSU	56
3.	Oregon	52
4.	Oklahoma	40
5.	South Carolina	38
	Stanford	38

**THE TOP 10:** The Gamecocks have been ranked in the Top-10 in a school record nine consecutive Associated Press polls, the final two of the 2011 season and the first seven of the 2012 campaign. The Gamecocks have been ranked in the AP Top-10 29 times in school history, 15 under head coach Steve Spurrier and 12 times in the last two seasons. Here are the dates that Carolina has been ranked in the AP Top-10:

DATE	AP	DATE	AP	DATE	AP
10/23/84	9	09/27/88	8	09/11/11	10
10/30/84	5	10/04/88	8	09/25/11	10
11/06/84	5	10/11/88	8	10/30/11	10
11/13/84	2			12/04/11	10
11/20/84	9	10/07/01	9	FINAL 2011	9
11/27/84	7				
12/04/84	7	10/07/07	7	08/18/12	9
		10/14/07	6	09/04/12	9
11/24/87	8			09/09/12	8
12/01/87	8	10/10/10	10	09/16/12	7
12/08/87	9			09/23/12	6
				09/30/12	6
				10/07/12	3

**ABOUT LAST WEEK:** The sixth-ranked Gamecocks put up 21 first quarter points and never looked back as they routed fifth-ranked Georgia, 35-7 at Williams-Brice Stadium in Columbia last Saturday night. The Gamecocks drove the field on their first two possessions for touchdowns, then got a back-breaking 70-yard punt return for a score from Ace Sanders. The Gamecock defense held the touted Bulldog freshman running back duo of Todd Gurley and Keith Marshall to just 76 rushing yards combined. Meanwhile Marcus Lattimore rumbled for 109 and Connor Shaw added 78 on the ground for the Gamecocks. Shaw completed just six-of-10 passes, but it was good for 162 yards and two scores. Carolina outgained the high-powered Georgia attack, 392-224. Georgia avoided the shutout with a score in the final two minutes of the contest.

## Career Start Chart

Player	'08	'09	'10	'11	'12	All
T.J. Johnson	RS	13	14	13	6	46
Devin Taylor	RS	5	14	13	6	38
DeVonte Holloman	-	2	10	10	6	28
Marcus Lattimore	-	-	13	7	6	26
D.J. Swearinger	-	0	8	13	5	26
Shaq Wilson	0	11	1	8	6	26
Akeem Auguste	0	9	10	0	0	19
A.J. Cann	-	-	RS	13	6	19
D.L. Moore	-	0	12	1	4	17
Justice Cunningham	-	2	2	8	4	16
Reginald Bowers	RS	0	0	8	6	14
Ace Sanders	-	-	0	8	6	14
Connor Shaw	-	-	0	9	5	14
Kelcy Quarles	-	-	-	6	6	12
Kenny Miles	RS	7	1	1	1	10
Mike Matulis	-	-	-	5	4	9
Bruce Ellington	-	-	RS	2	6	8
Jimmy Legree	-	RS	0	2	6	8
Jadeveon Clowney	-	-	-	1	6	7
Brison Williams	-	-	-	1	6	7
Aldrick Fordham	-	0	0	6	0	6
Cody Gibson	-	-	RS	4	2	6
Victor Hampton	-	-	RS	0	6	6
Byron Jerideau	RS	JC	0	0	6	6
Ronald Patrick	-	-	0	0	6	6
Brandon Wilds	-	-	-	5	0	5
Damiere Byrd	-	-	-	3	1	4
Damario Jeffery	-	0	3	1	0	4
Quin Smith	-	0	0	4	0	4
Rory Anderson	-	-	-	2	1	3
Corey Robinson	-	-	RS	0	3	3
Brandon Shell	-	-	-	RS	3	3
Nick Jones	-	-	RS	2	0	2
Qua Gilchrist	RS	JC	0	0	1	1
T.J. Gurley	-	-	-	-	1	1
DeAngelo Smith	-	RS	0	1	0	1
Chaz Sutton	-	0	0	1	0	1
Dylan Thompson	-	-	RS	0	1	1

## Tracking the 2012 Opponents

Opponent (Date vs. SC)	W-L	Last Game	Next Game
at Vanderbilt (8/30)	2-3	W, 19-15 at Missouri	vs Florida (10/13)
East Carolina (9/8)	3-3	L, 40-20 at UCF	at Memphis (10/13)
UAB (9/15)	1-4	W, 52-3 Southeastern Louisiana	at Houston (10/13)
Missouri (9/22)	3-3	L, 19-15 vs Vanderbilt	vs Alabama (10/13)
at Kentucky (9/29)	1-5	L, 27-14 vs Mississippi State	at Arkansas (10/13)
Georgia (10/6)	5-1	L, 35-7 at South Carolina	at Kentucky (10/20)
at LSU (10/13)	5-1	L, 14-6 at Florida	vs South Carolina (10/13)
at Florida (10/20)	5-0	W, 14-6 vs LSU	at Vanderbilt (10/13)
Tennessee (10/27)	3-2	L, 51-44 at Georgia	at Mississippi State (10/13)
Arkansas (11/10)	2-4	W, 24-7 at Auburn	vs Kentucky (10/13)
Wofford (11/17)	5-0	W, 20-17 vs Furman	at Georgia Southern (10/13)
at Clemson (11/24)	5-1	W, 47-31 vs Georgia Tech	vs Virginia Tech (10/13)
<b>Opponents' Overall Record</b>	<b>40-27 (.597)</b>		

**THAT'S A RECORD:** A record crowd of 85,199 witness the Gamecocks win over Georgia last week. That bettered the previous Williams-Brice Stadium mark of 85,000, set against Clemson in 2001.

**THE DRIVE:** The Gamecocks final scoring drive of the Georgia game was a 14-play, 89-yard drive that consumed 9:28 on the clock. All 14 plays were running plays, culminating with Connor Shaw's seven-yard TD run. It was the longest drive by time by the Gamecocks under Steve Spurrier.

**ONE AND DONE:** The Gamecocks threw and completed just one pass in the entire second half against Georgia. That was a 62-yard completion from Connor Shaw to D.L. Moore. It was the longest reception of Moore's career and set up a Carolina touchdown. For the game, Shaw was just 6-of-10 but threw for 162 yards and two scores.

**SHAW AT THE HELM:** Connor Shaw is 13-1 as a starting quarterback, the best record after 14 games of any signal-caller in Carolina history. The 6-1, 207-pounder junior from Flowery Branch, Ga. can beat you with his legs (second on the team with 64 carries for 281 yards) or his arm (75.7 percent completion percentage with 7 touchdowns and 2 interceptions). His 184.69 passing efficiency rating leads the SEC and would rank second in the country behind West Virginia's Geno Smith, but he is one attempt shy of qualifying by the NCAA standard. For his career, he has completed 68.5 percent of his passes (tops in school history) for 2,404 yards and 22 touchdowns with 10 interceptions. He also has rushed 231 times for 971 yards with nine scores. Shaw was honored as the SEC's co-Offensive Player of the Week against Mizzou.

**THROWING STRIKES:** When the Gamecocks pitch it around the park, there's been no one who has been more accurate in school history than Connor Shaw. Three of the top 5 quarterbacks in completion percentage have worked under Coach Spurrier:

Quarterback	Years	Comp. Pct.
Connor Shaw	2010-12	.685 (202-of-295)
Blake Mitchell	2004-07	.607 (482-of-794)
Steve Taneyhill	1992-95	.605 (753-of-1245)
Bobby Fuller	1990-91	.588 (373-of-634)
Stephen Garcia	2008-11	.577 (589-of-1021)

## C. Shaw's Statistics

### -Passing-

Year	GP/GS	Com-Att-Int	Pct.	Yds	TD	Long
2010	9/0	23-33-2	69.7	223	1	21
2011	10/9	123-188-6	65.4	1448	14	78
2012	5/5	56-74-2	75.7	733	7	62
<b>Totals</b>	<b>24/14</b>	<b>202-295-10</b>	<b>68.5</b>	<b>2404</b>	<b>22</b>	<b>78</b>

### -Rushing-

Year	GP/GS	Att	Yds	Avg	TD	Long
2010	9/0	32	165	5.2	0	36
2011	10/9	135	525	3.9	8	60
2012	5/5	64	281	4.4	1	20
<b>Totals</b>	<b>24/14</b>	<b>231</b>	<b>971</b>	<b>4.2</b>	<b>9</b>	<b>60</b>

## C. Shaw's Single-Game Highs

Pass Attempts	39, Kentucky, 2011
Pass Completions	26, Kentucky, 2011
Passing Yards	311, Kentucky, 2011
Touchdown Passes	4, Kentucky, 2011
Long Pass	78, Nebraska, 2011
Rushing Attempts	19, 3 times, Clemson, 2011 Nebraska, 2011 & Kentucky 2012
Rushing Yards	107, Clemson, 2011
Long Rush	60, The Citadel, 2011
Rushing TDs	2, twice: Arkansas & Florida, 2011

**RED HOT QB:** Connor Shaw set a school record by completing his final 20 pass attempts in the win over Missouri. That was just three shy of the SEC single game mark of 23, set by Tennessee's Tee Martin in 1998. Shaw finished the day 20-of-21, (.952), topping the previous South Carolina record of .941, set by Gordon Beckham (16-of-17) against North Carolina in 1981. He threw for 249 yards and two TDs. He came back the following week at Kentucky and hit on 15-of-18 passes for 148 yards with two scores. Over the last three games, Shaw has completed 41-of-49 (83.7 percent) for 559 yards and six touchdowns with no INTs.

**QB'S UNDER THE HBC:** Here are the records of the starting quarterbacks at South Carolina under head coach Steve Spurrier:

Quarterback	Record	Pct.
Stephen Garcia	20-14	.588
Connor Shaw	13-1	.929
Blake Mitchell	13-10	.565
Chris Smelley	9-6	.600
Syvelle Newton	4-3	.571
Tommy Beecher	1-0	1.000
Dylan Thompson	1-0	1.000
Antonio Heffner	0-1	.000

**THOMPSON STEPS IN AND STEPS UP:** Redshirt sophomore Dylan Thompson made his first start in place of the injured Connor Shaw against ECU and responded with an impressive performance. After entering the game with just two completions in five career attempts for 17 yards, Thompson connected on 21-of-37 passes for 330 yards with three touchdowns and no interceptions. He came off the bench against UAB after Shaw was re-injured and produced again, hitting 5-of-10 passes for 177 yards and two TDs. For the season, Thompson is 27-of-53 for 510 yards and five touchdowns with no INTs. He has a passing efficiency rating of 162.91, the third-best mark in the SEC.

**THAT'S EFFICIENT:** Carolina quarterbacks lead the SEC in passing efficiency, posting a 180.9 rating through six games. They are completing 64.9 percent of their passes and are tied with Tennessee for the most

# Carolina Trends

	2012	Under Spurrier
Overall	6-0	61-35
Home	4-0	39-14
Road	2-0	19-16
Neutral	0-0	3-5
Grass	5-0	57-29
Turf	1-0	4-6
August	1-0	3-0
September	4-0	24-9
October	1-0	19-9
November	0-0	13-12
December	0-0	1-3
January	0-0	1-2
Leading After 1st Quarter	4-0	34-9
Tied After 1st Quarter	1-0	14-3
Trailing After 1st Quarter	1-0	13-23
Leading at Halftime	4-0	45-8
Tied at Halftime	1-0	7-2
Trailing at Halftime	1-0	9-25
Leading After 3rd Quarter	5-0	54-5
Tied After 3rd Quarter	0-0	2-3
Trailing After 3rd Quarter	1-0	5-27
When Scoring First	4-0	35-9
When Opponent Scores First	2-0	26-26
Largest Halftime Lead	21	49
Largest Halftime Deficit	10	31
Score 20 or more Points	5-0	48-12
Score 30 or more Points	5-0	34-4
Opponents Score 20 or less	6-0	46-9
Games Decided by 3 or less	0-0	6-6
Games Decided by 10 or less	1-0	23-18
Rush for 100 Yards or more	6-0	52-12
Rush for 150 Yards or more	4-0	33-4
Pass for 200 Yards or more	3-0	35-25
Pass for 300 Yards or more	2-0	9-8
Total 400 Yards or more	2-0	21-7
Opp. Rush less than 100 yards	3-0	29-3
Opp. Pass less than 200 yards	3-0	40-19
Opp. Total less than 300 yards	5-0	35-4
Commit More Turnovers	3-0	18-26
Commit Fewer Turnovers	3-0	28-4
Commit Equal Turnovers	0-0	15-5
Lead in Time of Possession	4-0	38-9
Trail in Time of Possession	2-0	23-26

touchdown passes thrown with 14. Individually, **Connor Shaw** leads the league with a 184.7 rating, while backup **Dylan Thompson** is third at 162.9.

Rk.	Team	QB Eff. Rating
1.	West Virginia	195.97
2.	<b>South Carolina</b>	<b>180.89</b>
3.	Baylor	177.44
4.	Alabama	176.94
5.	Texas	175.98

**MORE FROM LATTI:** **Marcus Lattimore** scored against Georgia last week and now has nine touchdowns this season. He is second in the SEC, averaging 9.0 points per game. Lattimore has scored in each of his last seven games and in 21 of his 26 career contests. He is the school's all-time leader with 39 career touchdowns and with 36 career rushing touchdowns. He ranks third on the school's all-time points scored list with 234 and became just the fifth player in Carolina history to eclipse the 200-point plateau. Lattimore ranks in a tie for fifth among active NCAA players in rushing TDs (the only junior in the top eight). For more Lattimore numbers, see page 13 of the notes.

**BREAKING THE CENTURY MARK:** The Gamecocks have three tailbacks who have rushed for 100 or more yards in a game for a combined 17 times. Junior **Marcus Lattimore** leads the way with 11 100-yard rushing games, while senior **Kenny Miles** and sophomore **Brandon Wilds** each have three 100-yard rushing contests. In addition, quarterback **Connor Shaw** has one 100-yard rushing game to his credit.

**ELEVEN FOR MARCUS:** Tailback **Marcus Lattimore** has returned to the gridiron after suffering a season-ending knee injury at Mississippi State last October. The junior carried 23 times for 110 yards and two TDs in the opener at Vanderbilt earning SEC Offensive Player of the Week accolades. He had 23 carries for a season-best 120 yards and two scores at Kentucky and logged his third 100-yard rushing game of the season last week against Georgia when he toted the pigskin 24 times for 109 yards. It was his third 100-yard rushing game against the Bulldogs and the 11th of his career, tying Brandon Bennett and Harold Green for second on the school's all-time list.

Rk.	Player	100-Yd Games
1.	George Rogers	27
2.	Brandon Bennett	11
	Harold Green	11
	<b>Marcus Lattimore</b>	<b>11</b>
5.	Steve Wadiak	10

**AMONG THE BEST:** **Marcus Lattimore** leads the Gamecocks and is sixth in the SEC in rushing with 116 carries for 549 yards, averaging 4.7 yards per carry and 91.5 yards per game this season. He has nine of the Gamecocks' 13 rushing touchdowns. He ranks third the nation in career yards rushing per game, averaging 98.6 yards per contest (minimum 15 games played). Here are the NCAA career leaders:

Rk	Player	School	Gms.	Yds.	Avg.
1.	John White	Utah	17	1820	107.1
2.	Giovani Bernard	North Carolina	17	1728	101.6
3.	Marcus Lattimore	South Carolina	26	2564	98.6
4.	Montee Ball	Wisconsin	41	3879	94.6
5.	Denard Robinson	Michigan	43	3905	90.8

**RECEIVING CORPS:** Without a standout receiver, the passing game has gone more by committee. Carolina QB's connected with 11 different receivers vs. ECU and eight against UAB. Here are the wide receivers' and tight ends' career numbers:

Player	Rec.	Yards	TD
Ace Sanders	66	809	7
D.L. Moore	35	422	6
Justice Cunningham	34	328	1
Bruce Ellington	30	438	2
Rory Anderson	16	345	7
Nick Jones	15	198	1
Damiere Byrd	11	304	2
DeAngelo Smith	5	53	1
Shaq Roland	3	55	1
K.J. Brent	2	14	0
Jerrell Adams	1	33	0

**COMING UP ACES:** Junior wide receiver **Ace Sanders** has done it all this season. He is third on the team with 12 receptions for 110 yards and three touchdowns, has returned 17 punts for a 15.5-yard average - third in the SEC, including a 70-yard touchdown against Georgia (the second of his career), and completed a 16-yard touchdown pass to D.L. Moore in the win over ECU. It was his third career pass and his second completion and second touchdown. Sanders was honored as the SEC's co-Special Teams Player of the Week vs. Mizzou and again vs. Georgia. Here are the single-season punt return leaders by yards in Carolina history:

Player	Year	Ret.	Yards	Avg.
Dick Harris	1971	37	362	9.8
Jerry Dunlay	1983	27	354	13.1
Dick Harris	1970	30	319	10.6
Troy Thomas	1981	27	304	11.3
Carl Platt	1988	22	266	12.1
<b>Ace Sanders</b>	<b>2012</b>	<b>17</b>	<b>263</b>	<b>15.5</b>

**BRUCE ALMIGHTY:** Sophomore **Bruce Ellington** has shown he can excel on the gridiron as he has done on the hardwood. The starting point guard for the Carolina basketball team each of the past two seasons, Ellington is second on the team with 13 receptions for 227 yards, a 17.5-yard average, and has returned three kickoffs for a 32.3-yard average, including a 50-yarder against Missouri. Ellington is a rare breed that has earned SEC All-Freshman honors in both football and basketball.

## 2012 Carolina Rankings

Category	Avg.	SEC	NCAA
Scoring Offense	36.33	5	32
Rushing Offense	181.50	7	45
Passing Offense	224.67	7	71
Passing Efficiency	180.89	1	2
Total Offense	406.17	6	63
Scoring Defense	10.50	2	4
Rushing Defense	83.83	2	9
Passing Defense	194.17	5	28
Pass Efficiency Defense	104.71	5	17
Total Defense	278.00	3	11
Kickoff Returns	26.25	4	19
Punt Returns	15.28	3	14
Net Punting	33.72	13	109
Turnover Margin	0.50	5	T33
Sacks	4.17	1	4
Tackles for Loss	8.17	3	10
Sacks Allowed	2.33	7	T85

## Watch Lists

### Jadeveon Clowney

Walter Camp Award

Bednarik Award

Nagurski Trophy

Hendricks Award

Lombardi Award

### DeVonte Holloman

Butkus Award

Senior Bowl

### T.J. Johnson

Outland Trophy

Rimington Trophy

Senior Bowl

### Marcus Lattimore

Walter Camp Award

Maxwell Award

Doak Walker Award

### Ace Sanders

Hornung Award

### Connor Shaw

O'Brien Award

### D.J. Swearinger

Senior Bowl

### Devin Taylor

Bednarik Award

Hendricks Award

Lombardi Award

Nagurski Award

Senior Bowl

### Shaq Wilson

Senior Bowl

**MIDSEASON ALL-AMERICANS:** Three Gamecocks earned their way on *Phil Steele's* Midseason All-America squad. Defensive end **Jadeveon Clowney** was a first-team selection, while offensive center **T.J. Johnson** earned second-team accolades. Junior punt returner **Ace Sanders** earned a spot on the fourth team.

### THE UNIFORMS

The Gamecocks will debut custom battle uniforms against LSU.

❖ The Battle Gray uniform was inspired by a battleship, taking cues from the color and incorporating it along with the South Carolina garnet and custom South Carolina camo pattern

❖ The camo pattern, which is South Carolina to the core, incorporates the palmetto tree and crescent moon into the design and is a nod of respect to the strong military presence in the state

❖ The uniform is a fusion of military inspiration and new-school Under Armour innovation and design

**THIS BYRD CAN FLY:** Dylan Thompson and **Damiere Byrd** hooked up on a 94-yard touchdown pass against UAB. It was the fourth-longest touchdown pass in school history and the first of Byrd's career. It also ranks as the second longest pass play in the Division I play this season. Byrd has 10 receptions this season for 288 yards, a gaudy 28.8 yards per catch average, with two scores. Byrd also competes in the 60-meter dash for the Carolina track & field squad and competed in an international track meet for the U.S. in Japan.

**TRENDING TIGHT ENDS:** The Gamecocks have brought the tight end back into vogue. Halfway through the regular season senior **Justice Cunningham** has seven catches this season for 71 yards. He had just 27 receptions for 257 yards from 2009-11. Sophomore **Rory Anderson** has become a big play threat. He has eight catches this season for 157 yards, a 19.6-yard average, with a team-leading four touchdowns. In his brief career, Anderson has seven TDs among his 16 catches with a 21.6-yard per catch average.

**ALONG THE O-LINE:** The Gamecocks' offensive line has a blend of youth and experience. Senior center **T.J. Johnson**, a Rimington Award candidate and the reigning SEC Offensive Lineman of the Week, anchors the line. He has started every game over the past four seasons, making 46 career starts. He will match Cliff Matthews for the school record with his 47th start. Redshirt sophomore **A.J. Cann** has become a fixture at left guard. He started all 13 games last season as a redshirt freshman and has 19 consecutive starts. Junior right guard **Ronald Patrick** has started all six games this season as the middle of the line has remained intact. The tackle position has been more fluid. True sophomore **Mike Matulis** (9 starts) started the first four games (two at left tackle and two at right tackle), but has not started the last two games, missing the Kentucky game with a shoulder injury. Redshirt sophomore tackle **Cody Gibson** has made six career starts, including two this season. Redshirt freshman tackle **Brandon Shell** made his first career start at Vanderbilt as the left tackle and has gotten the call each of the last two weeks at right tackle. Redshirt sophomore tackle **Corey Robinson** has been the starting left tackle in each of the last three contests, his first career starts.

### CAREER STARTS

RK	Player	Years	Starts
1	Cliff Matthews	2007-10	47
2	<b>T.J. Johnson</b>	<b>2009-12</b>	<b>46</b>
3	Travelle Wharton	2000-03	45
	Ladi Ajiboye	2007-10	45
5	Todd Ellis	1986-89	43

**THE TOTAL PACKAGE:** Carolina ranks third in the SEC and 11th in the nation in total defense, allowing just 278.0 yards per game (83.8 rushing/194.2 passing). The ranking is becoming the norm for the Gamecocks, as they ranked third in both the SEC and the country last season, surrendering just 267.7 yards per game (136.0 rushing/131.7 passing).

**NOT ON OUR WATCH:** Carolina has surrendered 63 points through the first six games (six touchdowns and seven field goals), ranking second in the SEC and fourth in the country in scoring defense at 10.50 points per game. The Gamecocks have been especially stingy in the first and third quarters, allowing just six points total in each of those stanzas. The Gamecocks have pitched a shutout in at least two quarters in all six games this season. Here are the top teams in scoring defense in 2012:

RK	Team	Games	Points	PPG
1.	Alabama	5	35	7.00
2.	Notre Dame	5	39	7.80
3.	BYU	6	53	8.83
4.	<b>South Carolina</b>	<b>6</b>	<b>63</b>	<b>10.50</b>
5.	Rutgers	5	54	10.80

**SACK ATTACK:** The Gamecocks racked up a season-high eight sacks in the win at Kentucky, and own 25 sacks on the season, tops in the SEC. Sophomore **Jadeveon Clowney** leads the way with 6.5 sacks and **Chaz Sutton** has added 4.0, while 11 different players have figured into the total. Clowney ranks second in the SEC with both his 6.5 sacks and with 11.5 tackles for loss (9th in the nation).

RK	Team	Games	Sacks	S/GM
1.	Tulsa	6	27	4.50
2.	San Jose State	5	22	4.40
3.	Arizona State	5	21	4.20
4.	<b>South Carolina</b>	<b>6</b>	<b>25</b>	<b>4.17</b>
5.	Buffalo	5	18	3.60

**GETTING IN THE SACK:** Here are the individual Gamecocks' sack totals for 2012 and career:

Player	2012 Sacks	Career Sacks
Devin Taylor	1.5	17.0
Jadeveon Clowney	6.5	14.5
Byron Jerideau	2.0	5.5
Chaz Sutton	4.0	5.0
Aldrick Fordham	3.5	3.5
Kelcy Quarles	2.5	2.5
Shaq Wilson	0.0	2.0
Akeem Auguste	0.0	1.0
Reginald Bowers	1.0	1.0
Gerald Dixon	1.0	1.0
DeVonte Holloman	1.0	1.0
Quin Smith	1.0	1.0
Brison Williams	1.0	1.0

## Pronunciation Guide

Jerell Adams	jur-L
Akeem Auguste	uh-GUST-ee
Damiere Byrd	duh-MEER
Jadeveon Clowney	juh-DAY-vee-uhn
Dwayne Duckett	DUCK-it
Aldrick Fordham	AL-drick
Qua Gilchrist	KWAY
Chaun Gresham	Shon

Walker Inabinet	in-AB-in-et
Shamier Jeffery	shuh-MEER
Byron Jerideau	JER-uh-doe
Kaiwan Lewis	kuh-WAN
Kadatrix Marcus	kuh-DEE-trix
Mike Matulis	ma-TOO-lus
Brendan Nosovitch	NAH-so-vitch
J.T. Surratt	sir-AHT
D.J. Swearinger	SWEAR-in-jurr



## Media Services

### Weekly Press Conference:

Head Coach Steve Spurrier conducts his weekly press conference at noon ET on Tuesdays in the Media Interview Room, located underneath the west stands of Williams-Brice Stadium. Media members attending the press conference should enter the stadium through Gate 4 next to the press elevator on the west side of the stadium off Bluff Road. Cross the concourse and walk down the Hall of Captains to the Media Interview Room. The press conference will be streamed live on the official website of South Carolina Athletics, [www.gamecocksonline.com](http://www.gamecocksonline.com). Selected players are also available for interviews either from 11:30 - noon or from 12:30 - 1 p.m. The University of South Carolina media relations office will make Coach Spurrier's weekly press conference available for the media via an FTP site. For more information, contact Assistant Media Relations Director Matt Freed at [mfreed@mailbox.sc.edu](mailto:mfreed@mailbox.sc.edu).

### Spurrier Sunday Teleconference:

Head coach Steve Spurrier will participate in a weekly teleconference on Sundays at 2 p.m. ET, beginning Sept. 4. To participate, media members can call 1-800-793-6775. Contact Assistant Athletics Director/Media Relations Steve Fink for the passcode.

### SEC Teleconference:

The Southeastern Conference will host a weekly press teleconference each Wednesday from Aug. 29 through Nov. 21. The teleconference, open to the media, will feature the head coach from each team every week. Coach Spurrier's schedule time is 11:10 a.m. ET. Contact the SEC Media Relations office at for the number and passcode.

### Weekly Interview Opportunities:

Selected players are available before and/or after the Tuesday press conference. Requested and approved defensive players and assistant coaches are available after practice on Tuesdays. Requested and approved offensive players and assistant coaches are available after practice on Wednesdays. Defensive coordinator Lorenzo Ward will be available after practice on Thursdays. Requests should be submitted to Steve Fink prior to 11 a.m. on the day of the request. Players are not available for interviews on Mondays, Thursdays, Fridays or Sundays. Gamecock practices are closed to both the public and media unless otherwise notified.

### Carolina Calls:

Head coach Steve Spurrier and play-by-play voice Todd Ellis host the weekly Carolina Calls radio show from Wild Wing Cafe in the Vista on Thursday nights from 7-8 p.m. ET. Carolina Calls can be heard on the flagship station of Carolina Athletics, 107.5 The Game in Columbia.

**LEADERS FOR THE DEFENSE:** Here's where the defensive end tandem of senior **Devin Taylor** and sophomore **Jadeveon Clowney** rank in school history in sacks and tackles for loss:

#### TACKLES FOR LOSS

1. Eric Norwood (2006-09).....	54.5
2. Andrew Provence (1980-82).....	35.0
3. Frank Wright (1981-84).....	32.0
4. Cecil Caldwell (1997-2000).....	31.0
<b>Devin Taylor (2009-12).....</b>	<b>31.0</b>
6. Melvin Ingram (2007-11).....	30.5
7. Rickey Hagood (1980-82).....	30.0
8. Roy Hart (1983-84, 85-86).....	29.0
9. Rashad Faison (1999-2002).....	27.5
10. Kenneth Robinson (1982-83, 85-86).....	27.0
11. Cliff Matthews (2007-10).....	26.0
-----	
<b>Jadeveon Clowney (2011-12).....</b>	<b>23.5</b>

#### SACKS

1. Eric Norwood (2006-09).....	29.0
2. Andrew Provence (1980-82).....	26.0
3. John Abraham (1996-99).....	23.5
4. Melvin Ingram (2007-11).....	21.5
5. <b>Devin Taylor (2009-12).....</b>	<b>17.0</b>
6. Cecil Caldwell (1997-00).....	15.5
Cliff Matthews (2007-10).....	15.5
8. Stacy Evans (1993-94).....	15.0
Kalimba Edwards (1998-01).....	15.0
George Gause (2001-04).....	15.0
-----	
<b>Jadeveon Clowney (2011-12).....</b>	<b>14.5</b>

**TOUGH AGAINST THE RUN:** Carolina has been solid against the run this season, surrendering fewer than 100 yards three times in six games. For the season, the Gamecocks rank second in the SEC and ninth in the country in rushing defense, allowing just 83.83 yards per contest and three rushing touchdowns. Here are the leaders:

RK	Team	Carries	Yards	Avg.	Yds/Gm
1.	BYU	185	357	1.93	59.50
2.	Rutgers	130	303	2.33	60.60
3.	Alabama	161	329	2.04	65.80
4.	Oregon State	88	269	3.06	67.25
5.	Florida State	182	428	2.35	71.33
6.	Stanford	145	386	2.66	77.20
7.	Maryland	174	405	2.33	81.00
8.	UCONN	209	494	2.36	82.33
9.	<b>South Carolina</b>	<b>209</b>	<b>503</b>	<b>2.41</b>	<b>83.83</b>
10.	Michigan State	172	516	3.00	86.00

**WHY THEY'RE SO GOOD:** The Gamecocks lead the SEC in allowing the fewest touchdowns on drives (6-of-78, 7.7 percent). In addition, despite turning the ball over eight times, the Gamecocks have not allowed a point following a turnover this season.

## Gamecocks In The Pros

### Atlanta Falcons

John Abraham  
Cliff Matthews  
Travian Robertson  
Dunta Robinson

### Baltimore Ravens

Emanuel Cook (IR)

### Buffalo Bills

Stephon Gilmore

### Carolina Panthers

Captain Munneryn

### Chicago Bears

Alshon Jeffery

### Cincinnati Bengals

Travelle Wharton (IR)

### Cleveland Browns

Sheldon Brown

### Houston Texans

Johnathan Joseph

### Kansas City Chiefs

Ryan Succop

### Minnesota Vikings

Jasper Brinkley

### Pittsburgh Steelers

Weslye Saunders

### San Diego Chargers

Melvin Ingram

### San Francisco 49ers

Chris Culliver

### Seattle Seahawks

Lemuel Jeanpierre  
Sidney Rice

### St. Louis Rams

Darian Stewart  
Roquevious Watkins

### Tampa Bay Buccaneers

Jamon Meredith

### Tennessee Titans

Jared Cook

**AND IMPRESSIVE IN THE REDZONE:** The Gamecocks have allowed their opponents to venture inside the 20-yard line 14 times this season, but have surrendered just 43 points on four TDs and five field goals. The 64 percent scoring rate ranks ninth in the country.

## Players of the Week

Date	Player	Award	Opponent
August 30	Marcus Lattimore	SEC Offensive Player	Vanderbilt
September 15	Jadeveon Clowney	SEC Defensive Lineman	UAB
September 22	Connor Shaw	SEC Co-Offensive Player	Missouri
September 22	Ace Sanders	SEC Co-Special Teams	Missouri
September 29	Jadeveon Clowney	SEC Defensive Lineman	Kentucky
October 6	T.J. Johnson	SEC Offensive Lineman	Georgia
October 6	Ace Sanders	SEC Co-Special Teams	Georgia

**STRONGMAN COMPETITION:** One of the strongest players to ever don the Garnet and Black is fifth-year senior defensive tackle **Byron Jerideau**. Jerideau, a 6-1, 316-pounder from Green Pond, S.C., is a beast in the weight room, logging a 670-pound squat, a 500-pound bench press and has the strength to power clean well above 300 pounds.

**SENIOR 'BACKERS:** New linebackers coach Kirk Botkin is blessed with a group of experienced players. The two-deep at the Mike, Will and Spur positions features five seniors who have combined for 14 varsity letters. **Reginald Bowens** (14 starts) and **Damarion Jeffery** (4 starts) handle the Mike position; **Shaq Wilson** (26 starts) and **Quin Smith** (4 starts) man the Will position; and **DeVonte Holloman** (28 starts) gets the call at the Spur position.

**SHAQ ATTACK:** Senior linebacker **Shaq Wilson** has been outstanding this season. In addition to his two interceptions, Wilson, the quarterback of the defense, and his backup, **Quin Smith**, are tied for the team lead with 30 tackles.

**PICK THIS:** The Gamecocks picked off a season-best four passes against ECU and have eight for the season. Linebacker **Shaq Wilson** and Spur **DeVonte Holloman** lead the way with two each, while **Jimmy Legree** returned his for a touchdown against ECU. Last year, the defense logged 19 interceptions with two going for "pick-sixes" (Antonio Allen at Georgia and Devin Taylor at Arkansas). The school record for interceptions in a season is 23, set in 1981 and matched in 1984 and again in 1987.

Player	2012 INT	Career INT
DeVonte Holloman	2	6
D.J. Swearinger	1	5
Shaq Wilson	2	4
Devin Taylor	0	2
Reginald Bowens	0	1
Gerald Dixon Jr.	1	1
Victor Hampton	0	1
Jimmy Legree	1	1
Chaz Sutton	0	1
Brison Williams	1	1

**I SWEAR HE'S BACK:** Senior safety **D.J. Swearinger** returned to the Gamecock lineup after sitting out the Missouri game after being suspended by the SEC. Swearinger, considered the biggest hitter of the defense, is a playmaker as well, with 16 tackles, an interception, five pass breakups and a 65-yard fumble return for a touchdown this season. His six passes defended ranks fifth in the SEC.

**CALL ME MAYBE:** Senior cornerback **Akeem Auguste** returned to action at Kentucky. It was his first active duty since the Georgia game in 2011 and just his second game since the 2010 season. Auguste, who missed all but one game last season with a foot injury while getting a medical redshirt season, missed the first four games this season with a groin injury.

**THE PUNTER:** Sophomore **Tyler Hull** did not arrive on the Carolina campus until a week after fall camp began, but quickly asserted himself as the team's top punter. The Mount Airy, N.C. product kicked at Guilford (N.C.) College in 2010 before transferring to Surry

Community College. For the season, Hull is averaging 38.8 yards on 23 punts with six inside the 20, 11 fair catches, and three that have traveled 50+ yards. Both Hull and backup punter **Patrick Fish**, wear number 13.

**81-52-83-8 HUT, HUT:** Fifth-year senior **Adam Yates** has worn all four of those numbers since spring ball. What the Sparks, Md. product is 3-for-5 on field goals with a long of 38 yards and a perfect 27-for-27 on extra point attempts. The Gamecocks' five field goal attempts are tied with Georgia for the fewest in the SEC. Yates made the biggest kick of his career when he hit a 42-yarder midway through preseason camp, earning a scholarship. He has also assumed the kickoff duties from Landon Ard and has produced 15 touchbacks on 26 kicks.

**GIVE US A CHANCE:** The Gamecocks were ranked dead last in the country, No. 120, in kickoff returns prior to the Missouri game. But that was no fault of new special teams coach Joe Robinson. The Gamecocks had a 0.0-yard return average because they had not returned a kickoff, the only team of 120 without one through the first three weeks. When **Bruce Ellington** finally got a chance against Missouri, he returned it 50 yards to midfield, setting up a touchdown. This week, Carolina ranks 19th in the country in kickoff return average of 26.2 yards on its four returns.

**WINNING MORE OFTEN:** The Gamecocks have posted four-straight winning seasons and a school-record eight-straight seasons of at least a .500 record, surpassing the previous mark of seven-straight seasons of .500 or better set from 1928-34. The Gamecocks went 6-5 in 2004, 7-5 in 2005, 8-5 in 2006, 6-6 in 2007, and 7-6 in both 2008 and 2009 before logging a 9-5 record in 2010 and a school-best 11-2 mark in 2011. With six wins already this season, they are in good shape to keep those streaks alive.

**AN SEC SIX-PACK:** The Gamecocks were 6-2 in the SEC in 2011, recording six SEC wins for first time in school history. They finished the 2000, 2001, 2005 and 2010 seasons with 5-3 SEC marks. The 2011 season marked the ninth time they finished with at least a .500 record in SEC play (4-4 in 1994, 1996, 2004 and 2008). With four SEC wins already this season, 2012 will mark the 10th time they finish with at least a .500 SEC mark in 21 seasons and three in a row for the first time.

**GAMECOCKS IN THE SEC:** The Gamecocks wrapped up their 20th season of league play in the SEC with a school record six victories. They have played 164 SEC regular season contests since joining the league. Here's a breakdown of the four five-year segments in conference regular season action, prior to 2012:

Years	Record	.500 or Better	Pct.
1992-1996	15-24-1	1994, 1996	.388
1997-2001	13-27-0	2000, 2001	.325
2002-2006	17-23-0	2004, 2005	.425
2007-2011	21-19-0	2008, 2010, 2011	.525
<b>Totals</b>	<b>66-93-1</b>	<b>Nine Times</b>	<b>.475</b>

**WORKING OVERTIME:** The Gamecocks have played just two overtime games in their history, both at Tennessee. They dropped a 23-20 decision in Knoxville on Sept. 27, 2003, then fell by a 27-24 score on Oct. 27,

2007, at Neyland Stadium. Every other SEC team has played at least four overtime games since the rule was established in 1996.

**NEW SHERIFF IN TOWN:** The Gamecocks have swept the "Big Three" of the SEC East — Florida, Georgia and Tennessee — in back-to-back seasons. They had never pulled that trifecta in any season prior to 2010. From 1992-2003, Carolina was 5-34 against the "Big Three," going 4-9 against Georgia, 1-12 versus Tennessee and winless in 13 tries against Florida. Since Coach Spurrier took over in 2005, Carolina is 11-11 against those same three teams including a 7-0 mark in the past three seasons. Since 2005, they are 4-3 versus Tennessee, 4-4 against Georgia and 3-4 against Florida.

**THE LEGACY CONTINUES:** The Carolina roster features four players whose fathers also donned the Garnet & Black: sophomore defensive tackle **Kelcy Quarles** and his father, Buddy (1984-87); redshirt freshmen defensive linemen **Gerald Dixon** and **Gerald Dixon Jr.** and their father, Gerald (1990-91); and freshman **Jordan Diggs** and his father, Shed (1984-87).

**CAPTAINS:** The Gamecock coaches select game captains each week until the off week in November, at which time the team will select "permanent" captains for the 2012 season. Here are the game-by-game captains:

**Vanderbilt:** Justice Cunningham, T.J. Johnson, D.J. Swearinger, Shaq Wilson.

**East Carolina:** A.J. Cann, Justice Cunningham, DeVonte Holloman, Devin Taylor.

**UAB:** Reginald Bowens, Bruce Ellington, Byron Jerideau, D.L. Moore.

**Missouri:** Damarion Jeffery, Ace Sanders, Seth Strickland, Shaq Wilson

**Kentucky:** Reginald Bowens, Justice Cunningham, T.J. Johnson, D.J. Swearinger

**Georgia:** DeVonte Holloman, Marcus Lattimore, Connor Shaw, Devin Taylor

**MR. FOOTBALL:** The Gamecocks have signed the last four "Mr. Football" winners in the state of South Carolina: **Stephon Gilmore** in 2009, followed by **Marcus Lattimore** in 2010, **Jadeveon Clowney** in 2011 and **Shaq Roland** in 2012.

**EARNING THEIR KEEP:** Steve Spurrier put five former walk-on players on scholarship for the 2012-13 school year. The quintet includes offensive center **Travis Ford**, deep snapper **Walker Inabinet**, defensive back **Jared Shaw**, holder **Seth Strickland** and placekicker **Adam Yates**.

**IN THE CLASSROOM:** The Gamecocks placed 21 players on the 2011 SEC Fall Academic Honor Roll, while posting a team GPA of 2.704. Those who made the SEC Honor Roll include returnees **Jacob Baker**, **A.J. Cann**, **Ryland Culbertson**, **Bruce Ellington**, **Travis Ford**, **Walker Inabinet**, **T.J. Johnson**, **Nick Jones**, **Marcus Lattimore**, **D.L. Moore**, **Davis Moore**, **Ronald Patrick**, **Connor Shaw**, **Seth Strickland**, **Dylan Thompson**, and **Adam Yates**. The team posted its highest GPA on record in Spring 2012 with a mark of 2.781. Football notched a single year (2010-11) APR score of 993 and a multi-year score of 966, both program highs.

**SPORTING THE SHEEPSKIN:** Ten Gamecocks have earned their diplomas. Those who have graduated include **Akeem Auguste** (sociology), **Reginald Bowens** (criminal justice), **Qua Gilchrist** (sociology), **Walker Inabinet** (sport & entertainment management), **T.J. Johnson** (sport & entertainment management), **Kenny Miles** (criminal justice), **D.L. Moore** (retailing), **Seth Strickland** (political science), **Shaq Wilson** (African-American studies) and **Adam Yates** (international hospitality-tourism management).

**RECRUITING SUCCESS:** The Gamecocks are coming off another successful February signing day. The Gamecocks have put together eight consecutive classes that rank among the nation's top 25, according to *Rivals.com*. Here are the Gamecocks' recent recruiting class rankings according to *Rivals.com* and *Scout.com*:

2002: 11th/18th	2008: 22nd/34th
2003: 8th/15th	2009: 12th/13th
2004: 35th/28th	2010: 24th/34th
2005: 23rd/20th	2011: 18th/11th
2006: 24th/33rd	2012: 19th/13th
2007: 6th/7th	

**PERMANENT OPPONENT:** After having the Arkansas Razorbacks serve as Carolina's "permanent" Western Division opponent since joining the SEC in 1992, the Gamecocks will be paired with a new "permanent" opponent beginning in 2013. Carolina and Texas A&M have been paired up, as the conference will use a 6-1-1 format for future conference scheduling. Arkansas will be paired with the Missouri Tigers, while the rest of the league will keep their traditional cross-division rivals.

**THEY PAY TO SEE THE GAMECOCKS PLAY:** The Gamecocks averaged 79,131 in their seven home games in the 2011 season, ranking 16th in the country. After four home games this season, Carolina is averaging 80,251 per game, 16th in the country. They established a new school record when 85,199 attended the Georgia game on October 6.

**GAMECOCKS AS A RANKED TEAM:** Under Steve Spurrier, the Gamecocks have been a ranked team heading into 47 contests. Carolina is 31-16 in those opportunities when appearing in the national rankings.

**2012 (6-0)**

Aug. 30 - #9 Carolina 17, Vanderbilt 13  
 Sept. 8 - #9 Carolina 48, East Carolina 10  
 Sept. 15 - #8 Carolina 49, UAB 6  
 Sept. 22 - #7 Carolina 31, Missouri 10  
 Sept. 29 - #6 Carolina 38, Kentucky 16  
 Oct. 6 - #6 Carolina 35, #5 Georgia 7

**2011 (11-2)**

Sept. 3 - #12 Carolina 56, East Carolina 27  
 Sept. 10 - #12 Carolina 45, Georgia 42  
 Sept. 17 - #10 Carolina 24, Navy 21  
 Sept. 24 - #12 Carolina 21, Vanderbilt 3  
 Oct. 1 - Auburn 16, #10 Carolina 13  
 Oct. 8 - #18 Carolina 54, Kentucky 3  
 Oct. 15 - #15 Carolina 14, Mississippi State 12  
 Oct. 29 - #14 South Carolina 14, Tennessee 3  
 Nov. 5 - #8 Arkansas 44, #10 South Carolina 28  
 Nov. 12 - #15 South Carolina 17, Florida 12  
 Nov. 19 - #14 South Carolina 41, The Citadel 20  
 Nov. 26 - #14 South Carolina 34, #18 Clemson 13  
 Jan. 2 - #10 South Carolina 30, #21 Nebraska 13

**2010 (8-5)**

Sept. 11 - #24 Carolina 17, #22 Georgia 6  
 Sept. 18 - #13 Carolina 38, Furman 19  
 Sept. 25 - #17 Auburn 35, #12 Carolina 27  
 Oct. 9 - #19 Carolina 35, #1 Alabama 21  
 Oct. 16 - Kentucky 31, #10 Carolina 28  
 Oct. 23 - #19 Carolina 21, Vanderbilt 7  
 Oct. 30 - #17 Carolina 38, Tennessee 24  
 Nov. 6 - #17 Arkansas 41, #18 Carolina 20  
 Nov. 13 - #22 Carolina 36, at #24 Florida 14  
 Nov. 20 - #17 Carolina 69, vs Troy 24  
 Nov. 27 - #18 Carolina 29, at Clemson 7  
 Dec. 4 - #2 Auburn 56, #18 Carolina 17  
 Dec. 31 - #23 Florida State 26, #19 Carolina 17

**2009 (2-2)**

Oct. 10 - #25 Carolina 28, Kentucky 26  
 Oct. 17 - #2 Alabama 20, #22 Carolina 6  
 Oct. 24 - #23 Carolina 14, Vanderbilt 10  
 Oct. 31 - Tennessee 31, #21 Carolina 13

**2008 (0-2)**

Sept. 4 - Vanderbilt 24, #24 Carolina 17  
 Nov. 15 - #3 Florida 56, #24 Carolina 6

**2007 (4-4)**

Sept. 15 - #17 Carolina 38, S.C. State 3  
 Sept. 22 - #2 LSU 28, #12 Carolina 16  
 Sept. 29 - #16 Carolina 38, Miss. State 21  
 Oct. 4 - #11 Carolina 38, #8 Kentucky 23  
 Oct. 13 - #7 Carolina 21, North Carolina 15  
 Oct. 20 - Vanderbilt 17, #6 Carolina 6  
 Oct. 27 - Tennessee 27, #15 Carolina 24 (OT)  
 Nov. 3 - Arkansas 48, #23 Carolina 36

**2006 - (0-0)**

**2005 (0-1)**

Nov. 19 - Clemson 13, #19 Carolina 9

**GAMECOCKS AGAINST RANKED FOES:** Carolina is 13-20 versus opponents ranked in the AP Top-25 under Coach Spurrier. Here is a year-by-year breakdown:

**2012 (1-0)**

Oct. 6 - #6 Carolina 35, #5 Georgia 7 (Columbia)

**2011 (2-1)**

Nov. 5 - #8 Arkansas 44, #10 Carolina 28 (Fayetteville)  
 Nov. 26 - #14 Carolina 34, #18 Clemson 13 (Columbia)  
 Jan. 2 - #10 Carolina 30, #21 Nebraska 13 (Orlando)

**2010 (3-4)**

Sept. 11 - #24 Carolina 17, #22 Georgia 6 (Columbia)  
 Sept. 25 - #17 Auburn 35, #12 Carolina 27 (Auburn)  
 Oct. 9 - #19 Carolina 35, #1 Alabama 21 (Columbia)  
 Nov. 6 - #17 Arkansas 41, #18 Carolina 20 (Columbia)  
 Nov. 13 - #22 Carolina 36, #24 Florida 14 (Gainesville)  
 Dec. 4 - #2 Auburn 56, #18 Carolina 17 (Atlanta)  
 Dec. 31 - #23 Florida State 26, #19 Carolina 17 (Atlanta)

**2009 (2-3)**

Sept. 12 - #21 Georgia 41, Carolina 37 (Athens)  
 Sept. 24 - Carolina 16, #4 Ole Miss 10 (Columbia)  
 Oct. 17 - #2 Alabama 20, #22 Carolina 6 (Tuscaloosa)  
 Nov. 14 - #1 Florida 24, Carolina 14 (Columbia)  
 Nov. 28 - Carolina 34, #15 Clemson 17 (Columbia)

**2008 (0-3)**

Sept. 13 - #2 Georgia 14, Carolina 7 (Columbia)  
 Oct. 18 - #13 LSU 24, Carolina 17 (Columbia)  
 Nov. 15 - #3 Florida 56, #24 Carolina 6 (Gainesville)

**2007 (2-3)**

Sept. 8 - Carolina 16, #11 Georgia 12 (Athens)  
 Sept. 22 - #2 LSU 28, #12 Carolina 16 (Baton Rouge)  
 Oct. 4 - #11 Carolina 38, #8 Kentucky 23 (Columbia)  
 Nov. 10 - #17 Florida 51, Carolina 31 (Columbia)  
 Nov. 24 - #15 Clemson 23, Carolina 21 (Columbia)

**2006 (1-5)**

Sept. 9 - #12 Georgia 18, Carolina 0 (Columbia)  
 Sept. 28 - #2 Auburn 24, Carolina 17 (Columbia)  
 Oct. 28 - #8 Tennessee 31, Carolina 24 (Columbia)  
 Nov. 4 - #12 Arkansas 26, Carolina 20 (Columbia)

Nov. 11 - #6 Florida 17, Carolina 16 (Gainesville)  
 Nov. 25 - Carolina 31, #24 Clemson 28 (Clemson)

**2005 (2-1)**

Sept. 10 - #9 Georgia 17, Carolina 15 (Athens)  
 Oct. 29 - Carolina 16, #23 Tennessee 15 (Knoxville)  
 Nov. 12 - Carolina 30, #12 Florida 22 (Columbia)

**COMMITMENT TO WINNING:** Part of the recent Carolina success on the field is due to their commitment to provide top of the line facilities. To that end, over \$155 million in athletics facility construction in last six years.

\* Facility highlights include \$36 million baseball stadium, home of back-to-back National Champions (2010 and 2011); \$30 million tailgating park across from Williams-Brice Stadium; \$6.5 million HD videoboard at north end of Williams-Brice Stadium.

\* Construction underway for a one-of-a-kind Athletics Village including academic center (completed), coaches office building (completed), new tennis stadium (completed), garage (completed) and softball stadium (under construction) and practice facilities for soccer.

\* Planning underway for a new football complex that will include a state-of-the-art indoor football facility and two new grass practice fields in the rear of the new tailgating park.

\* Planning underway for a beautiful new landscaped and hardscaped surface around Williams-Brice Stadium.

\* In last six years, over \$130 million raised through the Garnet Way Campaign for athletics facilities and scholarships.

**SEC BOWL AGREEMENTS:** The Southeastern Conference has agreements to send 10 of its member institutions to postseason bowl games following the 2012 season. The winner of the SEC Championship Game will automatically participate in the Bowl Championship Series comprised of the Sugar, Rose, Orange and Fiesta Bowls. The Capital One Bowl has the second selection, making its pick following the BCS selections. The bowl must select the team with the next best overall record or a team that is within one win of the team with the next best overall record. The AT&T Cotton and the Outback Bowls share the third and fourth selections from the SEC. The Cotton Bowl has the first preference of teams from the Western Division and the Outback Bowl has first preference of teams from the Eastern Division. The Cotton or Outback Bowl can select teams outside of its divisional preference, but must not select them before the opposite bowl selects from its divisional preference. The Chick-fil-A Bowl has the fifth selection of preference from the SEC. The Gator Bowl has the sixth selection and the Franklin American Mortgage Music City Bowl has the seventh pick from the SEC. The AutoZone Liberty and BBVA Compass Bowls share the eighth and ninth selections and the AdvoCare V100 Independence Bowl has the 10th selection.

**UP NEXT:** The Gamecocks stay on the road in the SEC as they travel to Gainesville for an Eastern Division showdown with the Florida Gators. The Gators lead the all-time series 23-6-3, including a 12-1 advantage in Gainesville. The Gamecocks have won each of the last two contests, including a 36-14 win in their last trip to the Swamp and a 17-12 win in Columbia last season.

## The Last Time They Met

8

#13/14 LSU

South Carolina

Oct. 18, 2008 ♦ Columbia, S.C. ♦ 82,477 ♦ 58 degrees

24

17

Jarrett Lee went 16-of-26 for 189 yards and LSU held South Carolina to minus-7 yards in the fourth quarter as the No. 13 Tigers beat the Gamecocks 24-17 on Saturday night.

LSU (5-1, 3-1 Southeastern Conference) took the lead for good on Charles Scott's 2-yard touchdown run with 4:16 to go. It capped a grinding, 83-yard drive that took more than six minutes off the clock.

Then Curtis Taylor picked off Stephen Garcia two plays later, souring an otherwise remarkable game for the freshman, who accounted for 230 of 254 yards for South Carolina (5-3, 2-3) in his first career start.

The Tigers had a season-best six sacks. The last one ended South Carolina's final drive into LSU territory. LSU held South Carolina to 42 total yards in the second half after allowing two touchdowns in the final 2:28 of the first half.

LSU trailed by a touchdown at half-time and failed to get a first down in its first two drives of the second half. But the Tigers finally got going late in the third quarter as Andrew Hatch, who usually comes in for running plays, rolled right, then threw back to a wide open Ricky Dixon for a 6-yard touchdown that tied the game at 17 with 44 seconds left in the third quarter.

Keiland Williams led LSU with 72 yards on 15 carries, while Scott, the SEC's third-leading rusher, ran for 61 yards on 16 carries. Demetrius Byrd caught three passes for 65 yards.

Garcia was 14-of-26 for 215 yards with a touchdown. He also carried the ball 19 times for 15 yards. The Gamecocks had just 39 yards rushing. Kenny McKinley caught four passes for 77 yards, and tight end Jared Cook had five receptions for 74 yards.

With LSU up 10-3, South Carolina scored two touchdowns in the final 2:28 of the first half. Garcia led the Gamecocks on a four-play drive highlighted by the freshman's 41-yard throw to McKinley and a 26-yard TD pass to tight end Weslye Saunders.

On LSU's next play, Lee threw an interception that Carlos Thomas returned 46 yards to the Tigers 8. Mike Davis then fell into the end zone on fourth-and-1 to give the Gamecocks a 17-10 halftime lead.

### Scoring Summary

LSU	3	7	7	7	-	24
USC	0	17	0	0	-	17

#### 1st Quarter

LSU David 48-yard field goal (12-49-5:15); 6:43

#### 2nd Quarter

USC Succop 21-yard field goal (9-76-3:55); 12:56

LSU Scott 5-yard run (David kick); (12-78-5:16); 3:58

USC Saunders 26-yard pass from Garcia (Succop kick) (4-71-1:20); 2:38

USC M. Davis 1-yard run (Succop kick) (4-8-1:55); 0:22

#### 3rd Quarter

LSU Dickson 7-yard pass from Hatch (David kick) (9-53-3:23); 0:44

#### 4th Quarter

LSU Scott 2-yard run (David kick) (11-83-6:24); 4:16

### Game Statistics

	LSU	USC
First Downs	22	16
Rushing	12	5
Passing	10	9
Penalty	0	2
Net Yards Rushing	164	39
Rushing Attempts	46	31
Net Yards Passing	199	215
Cmp.-Att.-Int.	18-29-1	14-26-1
Total Offense Yards	363	254
Total Offense Plays	75	57
Fumbles: No.-Lost	1-0	4-2
Penalties: No.-Yards	9-65	3-20
Punts-Yards	6-237	5-224
Avg. Yards Per Punt	39.5	44.8
Punt Returns: No.-Yards	3-22	1-18
Kickoff Returns: No.-Yards	3-68	4-60
Interceptions: No.-Yards	1-0	1-46
Possession Time	34:32	25:28
Third Down Conversions	6-14	1-9
Fourth Down Conversions	0-1	1-1
Red Zone Scores-Chances	3-4	2-2
Sacks By: No.-Yards	6-49	0-0
PAT Kicks	3-3	2-2
Field Goals	1-1	1-2

## The Last Time in Baton Rouge

4

#2/2 LSU

#12/14 South Carolina

Sept. 22, 2007 ♦ Baton Rouge, La. ♦ 92,530 ♦ 83 degrees

28

16

The No. 2 Tigers used a fake field goal to score one touchdown and piled up 290 rushing yards to defeat Steve Spurrier and No. 12 South Carolina 28-16.

Midway through the second quarter, the Tigers set up for a field goal attempt from 32 yards. However, the holder, quarterback Matt Flynn flipped the ball over his shoulder to kicker Colt David, who ran it in for a touchdown run and a 21-7 halftime lead.

Jacob Hester's power and Trindon Holliday's speed were key for LSU on the ground and its dominant defense did the rest with two interceptions and a pair of stops on fourth-and-short yardage situations.

The Gamecocks' tandem of standout running backs, Cory Boyd and Mike Davis, combined for only 27 yards and one TD by Davis. Because of sacks, South Carolina's net rushing total was only 17 yards.

Backup quarterback Chris Smelley ended up with the best passing numbers for the Gamecocks, going 12-of-26 for 174 yards and a late 1-yard TD pass to Kenny McKinley.

He was intercepted by Chevis Jackson, while Danny McCray intercepted starter Blake Mitchell to set up a touchdown on a fake field goal late in the first half.

Mitchell bounced back from a couple of vicious sacks and, with the help of an LSU facemask penalty, he drove the Gamecocks for a 7-0 lead on their third series, capped by Davis' 1-yard run.

It was only the second score LSU had given up this season, and it was the first time the Tigers trailed in a game.

With the remnants of a tropical depression soaking Tiger Stadium, the field became sloppy and hindered the passing game.

Mitchell bobbled several snaps in shotgun formation and receivers for both teams slipped on cuts.

It was less of a problem for LSU, which subbed in powerful and mobile backup Ryan Perrilloux for designed quarterback runs. The Tigers wound up with 217 yards rushing in the first half, Holliday with 61 and Perrilloux with 54.

There was nothing Spurrier could do, and he watched with increasing frustration as LSU piled up the yards.

### Scoring Summary

USC	7	0	0	9	-	16
LSU	7	14	7	0	-	28

#### 1st Quarter

USC M. Davis 1-yard run (Succop kick) (12-67-5:52); 2:46

LSU Holliday 33-yard run (David kick) (4-69-1:23); 1:16

#### 2nd Quarter

LSU Dickson 1-yard pass from Flynn (David kick) (9-56-2:55); 12:13

LSU David 15-yard run (David kick) (5-32-2:35); 1:10

#### 3rd Quarter

LSU Hester 9-yard run (David kick) (5-30-2:16); 6:02

#### 4th Quarter

USC Succop 23-yard field goal (11-56-2:44); 7:44

USC McKinley 1-yard pass from Smelley (Smelley pass failed) (10-80-3:19); 1:41

### Game Statistics

	USC	LSU
First Downs	16	19
Rushing	1	16
Passing	13	3
Penalty	2	0
Net Yards Rushing	17	290
Rushing Attempts	27	50
Net Yards Passing	244	70
Cmp.-Att.-Int.	19-42-2	8-20-1
Total Offense Yards	261	360
Total Offense Plays	69	70
Fumbles: No.-Lost	2-1	3-0
Penalties: No.-Yards	2-20	5-39
Punts-Yards	5-224	7-267
Avg. Yards Per Punt	44.8	38.1
Punt Returns: No.-Yards	1-19	2-9
Kickoff Returns: No.-Yards	5-122	3-50
Interceptions: No.-Yards	1-0	2-0
Possession Time	27:09	32:51
Third Down Conversions	8-16	4-14
Fourth Down Conversions	0-2	1-1
Red Zone Scores-Chances	3-3	3-3
Sacks By: No.-Yards	1-6	3-26
Field Goals	1-1	0-1

## SOUTH CAROLINA CAREER LEADERS



### RUSHING YARDS

No.	PLAYER	YEARS	YDS
1.	George Rogers	1977-80	5,204
2.	Brandon Bennett	1991-94	3,055
3.	Harold Green	1986-89	3,005
4.	Steve Wadiak	1948-51	2,878
5.	Thomas Dendey	1982-85	2,767
6.	Johnnie Wright	1977-81	2,589
7.	<b>Marcus Lattimore</b>	<b>2010-12</b>	<b>2,564</b>
8.	Jay Lynn Hodgins	1972-74	2,478
9.	Kevin Long	1973-76	2,372
10.	Clarence Williams	1974-76	2,311
11.	Cory Boyd	2003-07	2,267
12.	Warren Muir	1967-69	2,234
13.	Mike Davis	2005-08	2,231
14.	Derek Watson	1999-01	2,078
15.	Kent Hagood	1981-85	2,014
16.	Bishop Strickland	1947-50	1,965
17.	Duce Staley	1995-96	1,852
	Andrew Pinnock	1999-02	1,852
19.	Rob DeBoer	1990-93	1,810
20.	Spencer Clark	1976-79	1,652
21.	Mike Dingle	1988-90	1,634
22.	Troy Hambrick	1996-98	1,586
23.	Jeff Grantz	1972-75	1,577
24.	Alex Hawkins	1956-58	1,490
25.	Mike Caskey	1952-55	1,276
26.	Daccus Turman	2002-05	1,255
27.	King Dixon	1956-58	1,250
28.	Steve Dorsey	1976-79	1,216
29.	Stanley Pritchett	1992-95	1,178
30.	Ron Bass	1973-77	1,167

### RUSHING ATTEMPTS

No.	PLAYER	YEARS	ATT
1.	George Rogers	1977-80	954
2.	Harold Green	1986-89	702
3.	Brandon Bennett	1991-94	681
4.	Johnnie Wright	1977-81	552
5.	Steve Wadiak	1948-51	543
6.	<b>Marcus Lattimore</b>	<b>2010-12</b>	<b>528</b>
7.	Warren Muir	1967-69	523
	Mike Davis	2005-08	523
9.	Jay Lynn Hodgins	1972-74	515
10.	Thomas Dendey	1982-85	494

### RUSHING TOUCHDOWNS

No.	PLAYER	YEARS	TDS
1.	<b>Marcus Lattimore</b>	<b>2010-12</b>	<b>36</b>
2.	George Rogers	1977-80	31
	Harold Green	1986-89	31

### TOUCHDOWNS SCORED

No.	PLAYER	YEARS	TDS
1.	<b>Marcus Lattimore</b>	<b>2010-12</b>	<b>39</b>
2.	George Rogers	1977-80	33
	Harold Green	1986-89	33

### POINTS SCORED

No.	PLAYER	YEARS	PTS
1.	Collin Mackie	1987-90	330
2.	Ryan Succop	2005-08	251
3.	<b>Marcus Lattimore</b>	<b>2010-12</b>	<b>234</b>
4.	George Rogers	1977-80	202
5.	Reed Morton	1993-96	201
6.	Harold Green	1986-89	198
7.	Scott Hagler	1983-86	195

### 100-YARD RUSHING GAMES

No.	PLAYER	YEARS	GMS
1.	George Rogers	1977-80	27
2.	Brandon Bennett	1991-94	11
	Harold Green	1986-89	11
	<b>Marcus Lattimore</b>	<b>2010-12</b>	<b>11</b>
5.	Steve Wadiak	1948-51	10
6.	Duce Staley	1995-96	9
	Derek Watson	1999-01	9

### Lattimore's Statistics

-Rushing-							
Year	GP/GS	Att	Yds	Avg	TD	Long	
2010	13/13	249	1197	4.8	17	58	
2011	7/7	163	818	5.0	10	36	
2012	6/6	116	549	4.7	9	43	
<b>26/26</b>		<b>528</b>	<b>2564</b>	<b>4.9</b>	<b>36</b>	<b>58</b>	
-Receiving-							
Year	GP/GS	Rec	Yds	Avg	TD	Long	
2010	13/13	29	412	14.2	2	53	
2011	7/7	19	182	9.6	1	52	
2012	6/6	18	133	7.4	0	11	
<b>26/26</b>		<b>66</b>	<b>727</b>	<b>11.0</b>	<b>3</b>	<b>53</b>	

### Lattimore's Single-Game Highs

Carries	40, (school record), Florida, 2010
Yards Rushing	246, Navy, 2011
Long Rush	58, Troy, 2010
TDs Rushing	3, Four times
Receptions	7, Missouri, 2012
Yards Receiving	133, Kentucky, 2010
Long Reception	53, Florida State, 2010
TDs Receiving	1, three times
TDs Scored	3, six times
100+-Yard Rushing Games	11 times

### Lattimore's Game-by-Game

2010						2011						2012					
Date	Opponent	Att	Yds	TD		Date	Opponent	Att	Yds	TD		Date	Opponent	Att	Yds	TD	
09/02	So. Miss	14	54	2		09/03	vs East Carolina	23	112	3		08/30	at Vanderbilt	23	110	2	
09/11	Georgia	37	182	2		09/10	at Georgia	27	176	1		09/08	East Carolina	13	40	1	
09/18	Furman	19	97	1		09/17	Navy	37	246	3		09/15	UAB	12	85	1	
09/25	at Auburn	14	33	1		09/24	Vanderbilt	20	77	1		09/22	Missouri	21	85	2	
10/09	Alabama	23	93	2		10/01	Auburn	17	66	1		09/29	at Kentucky	23	120	2	
10/16	at Kentucky	15	79	2		10/08	Kentucky	22	102	0		10/06	Georgia	24	109	1	
10/23	at Vanderbilt				-DNP-	10/15	at Miss. State	17	39	1		10/13	at LSU				
10/30	Tennessee	29	184	1		10/29	at Tennessee				-DNP-	10/20	at Florida				
11/06	Arkansas	11	30	0		11/05	Arkansas				-DNP-	10/27	Tennessee				
11/13	at Florida	40	212	3		11/12	Florida				-DNP-	11/10	Arkansas				
11/20	Troy	7	102	3		11/19	The Citadel				-DNP-	11/17	Wofford				
11/27	at Clemson	23	48	0		11/26	Clemson				-DNP-	11/24	at Clemson				
12/04	vs Auburn	16	84	0		01/02	vs Nebraska				-DNP-						
	(SEC Championship)						(Capital One Bowl)										
12/31	vs Florida State	1	-1	0		<b>2011 TOTALS</b>		<b>163</b>	<b>818</b>	<b>10</b>		<b>2012 TOTALS</b>		<b>116</b>	<b>549</b>	<b>9</b>	
	(Chick-fil-A Bowl)											<b>CAREER TOTALS</b>		<b>528</b>	<b>2564</b>	<b>36</b>	
<b>2010 TOTALS</b>		<b>249</b>	<b>1197</b>	<b>17</b>													

## South Carolina Depth Chart

### Offense

<b>WR</b>	1	Ace Sanders	5-8	175	JR-2L	Bradenton, Fla.
	6	DeAngelo Smith	6-1	196	JR-1L	Kingsland, Ga.
	4	Shaq Roland	6-1	173	FR-HS	Lexington, S.C.
<b>WR</b>	23	Bruce Ellington	5-9	197	SO-1L	Moncks Corner, S.C.
	3	Damiere Byrd	5-9	168	SO-1L	Sicklerville, N.J.
	80	K.J. Brent	6-4	184	FR-RS	Waxhaw, N.C.
<b>WR</b>	3	Damiere Byrd	5-9	168	SO-1L	Sicklerville, N.J.
	82	D.L. Moore	6-5	198	SR-3L	Bowling Green, Ky.
	10	Nick Jones	5-7	184	SO-1L	Moore, S.C.
<b>LT</b>	53	Corey Robinson	6-8	337	SO-SQ	Havelock, N.C.
	76	Mike Matulis	6-5	274	SO-1L	Boynton Beach, Fla.
<b>LG</b>	50	A.J. Cann	6-4	309	SO-1L	Bamberg, S.C.
	75	Will Sport	6-5	291	FR-RS	Milton, Fla.
<b>C</b>	55	T.J. Johnson	6-6	319	SR-3L	Aynor, S.C.
	70	Kyle Harris	6-3	268	FR-RS	Silver Creek, Ga.
	61	Travis Ford	6-3	278	JR-1L	Fork, S.C.
<b>RG</b>	67	Ronald Patrick	6-2	305	JR-1L	Cocoa, Fla.
	74	Kaleb Broome	6-6	332	SR-SQ	Aiken, S.C.
<b>RT</b>	71	Brandon Shell	6-6	331	FR-RS	Goose Creek, S.C.
	78	Cody Gibson	6-7	278	SO-1L	Tallahassee, Fla.
<b>TE</b>	87	Justice Cunningham	6-4	264	SR-3L	Pageland, S.C.
	81	Rory Anderson	6-5	218	SO-1L	Powder Springs, Ga.
	89	Jerell Adams	6-6	224	FR-PG	Pinewood, S.C.
<b>QB</b>	14	Connor Shaw	6-1	207	JR-2L	Flowery Branch, Ga.
	17	Dylan Thompson	6-3	212	SO-1L	Boiling Springs, S.C.
	11	Seth Strickland	6-2	195	SR-2L	Laurens, S.C.
<b>FB</b>	43	Qua Gilchrist	6-1	245	SR-SQ	Abbeville, S.C.
	41	Connor McLaurin	6-0	222	SO-SQ	Raleigh, N.C.
<b>TB</b>	21	Marcus Lattimore	6-0	218	JR-2L	Duncan, S.C.
	31	Kenny Miles	5-9	193	SR-3L	Lawrenceville, Ga.
	28	Mike Davis	5-9	216	FR-HS	Lithonia, Ga.

### Defense

<b>DE</b>	98	Devin Taylor	6-8	267	SR-3L	Beaufort, S.C.
	57	Aldrick Fordham	6-4	269	SR-3L	Jamestown, S.C.
	44	Gerald Dixon	6-2	272	FR-RS	Rock Hill, S.C.
<b>DT</b>	70	Byron Jerideau	6-1	316	SR-2L	Green Pond, S.C.
	92	Gerald Dixon Jr.	6-3	304	FR-RS	Rock Hill, S.C.
<b>DT</b>	99	Kelcy Quarles	6-4	286	SO-1L	Hodges, S.C.
	97	J.T. Surratt	6-2	295	SO-SQ	Winston-Salem, N.C.
	52	Phillip Dukes	6-3	306	FR-RS	Manning, S.C.
<b>DE</b>	7	Jadeveon Clowney	6-6	256	SO-1L	Rock Hill, S.C.
	90	Chaz Sutton	6-5	248	JR-2L	Savannah, Ga.
<b>MLB</b>	47	Reginald Bowens	6-3	254	SR-2L	Holly Springs, N.C.
	33	Damario Jeffery	6-4	233	SR-3L	Columbia, S.C.
<b>WLB</b>	54	Shaq Wilson	5-11	224	SR-3L	Jacksonville, Fla.
	24	Quin Smith	6-1	239	SR-3L	Lenoir, N.C.
	18	Cedrick Cooper	6-2	215	FR-RS	Lithonia, Ga.
<b>SPR</b>	21	DeVonte Holloman	6-2	241	SR-3L	Charlotte, N.C.
	9	Sharrod Golightly	5-10	179	SO-1L	Decatur, Ga.
<b>CB</b>	27	Victor Hampton	5-10	197	SO-1L	Darlington, S.C.
	4	Ahmad Christian	5-10	189	FR-RS	Jacksonville, Fla.
<b>SS</b>	12	Brisson Williams	5-11	205	SO-1L	Warner Robins, Ga.
	20	T.J. Gurley	5-10	183	FR-HS	Cairo, Ga.
<b>FS</b>	36	D.J. Swearinger	6-0	210	SR-3L	Greenwood, S.C.
	25	Kadatrix Marcus	6-1	185	SO-SQ	Stone Mountain, Ga.
	28	Jared Shaw	5-10	179	SR-SQ	Fort Mill, S.C.
<b>CB</b>	15	Jimmy Legree	6-0	189	JR-2L	Beaufort, S.C.
	3	Akeem Auguste	5-9	188	SR-3L	Hollywood, Fla.

\*Note: The depth chart lists 12 offensive positions.

### Specialists

<b>KO</b>	8	Adam Yates	6-1	196	SR-1L	Sparks, Md.
	19	Landon Ard	5-9	189	FR-RS	Rock Hill, S.C.
<b>PK</b>	8	Adam Yates	6-1	196	SR-1L	Sparks, Md.
	19	Landon Ard	5-9	189	FR-RS	Rock Hill, S.C.
<b>P</b>	13	Tyler Hull	6-2	205	SO-TR	Mount Airy, N.C.
	13	Patrick Fish	6-0	193	SO-SQ	Shelby, N.C.
<b>KR</b>	23	Bruce Ellington	5-9	197	SO-1L	Moncks Corner, S.C.
	3	Damiere Byrd	5-9	168	SO-1L	Sicklerville, N.J.
<b>PR</b>	1	Ace Sanders	5-8	175	JR-2L	Bradenton, Fla.
	27	Victor Hampton	5-10	197	SO-1L	Darlington, S.C.
<b>LS</b>	91	Walker Inabinet	5-10	204	SR-2L	Columbia, S.C.
	59	Coleman Harley	6-1	280	FR-RS	Aiken, S.C.
<b>H</b>	11	Seth Strickland	6-2	195	SR-2L	Laurens, S.C.
	13	Patrick Fish	6-0	193	SO-SQ	Shelby, N.C.

## *South Carolina 2012 Numerical Roster*

No.	Name	Pos.	Ht.	Wt.	Yr.	Exp.	Hometown (High/Last School)
1	Ace Sanders	WR	5-8	175	JR	2L	Bradenton, Fla. (Manatee)
1	Rico McWilliams	CB	5-11	172	FR	HS	Hampton, Ga. (Lovejoy)
3	Akeem Auguste	CB	5-9	188	SR	3L	Hollywood, Fla. (Chaminade-Madonna/Fork Union)
3	Damiere Byrd	WR	5-9	168	SO	1L	Sicklerville, N.J. (Timber Creek)
4	Ahmad Christian	CB	5-10	189	FR	RS	Jacksonville, Fla. (Trinity Christian)
4	Shaq Roland	WR	6-1	173	FR	HS	Lexington, S.C. (Lexington)
5	Kelvin Rainey	TE	6-3	219	FR	HS	Yulee, Fla. (Yulee)
5	Brendan Nosovitch	QB	6-1	210	FR	HS	Allentown, Pa. (Central Catholic)
6	DeAngelo Smith	WR	6-1	196	JR	1L	Kingsland, Ga. (Camden County)
6	Chris Moody	CB	6-1	208	FR	HS	McDonough, Ga. (Henry County)
7	Jadeveon Clowney	DE	6-6	256	SO	1L	Rock Hill, S.C. (South Pointe)
7	Shon Carson	TB	5-8	192	FR	RS	Scranton, S.C. (Lake City)
8	Adam Yates	PK	6-1	196	SR	1L	Sparks, Md. (Hereford)
8	Shamier Jeffery	WR	6-1	214	FR	RS	St. Matthews, S.C. (Calhoun County)
8	Darius English	DE	6-6	215	FR	HS	Powder Springs, Ga. (McEachern)
9	Sharrad Golightly	SPR	5-10	179	SO	1L	Decatur, Ga. (Southwest DeKalb)
9	Kwinton Smith	WR	6-4	206	FR	HS	Hamer, S.C. (Dillon)
10	Nick Jones	WR	5-7	184	SO	1L	Moore, S.C. (Byrnes)
10	Kareem Auguste	S	6-0	200	FR	RS	Miramar, Fla. (Miramar)
11	T.J. Holloman	LB	6-2	209	FR	HS	Stone Mountain, Ga. (St. Pius X)
11	Seth Strickland	QB	6-2	195	SR	2L	Laurens, S.C. (Laurens)
12	Brison Williams	SS	5-11	205	SO	1L	Warner Robins, Ga. (Northside/Fork Union)
12	Jody Fuller	WR	5-11	201	FR	HS	Indian Trail, N.C. (Sun Valley)
13	Patrick Fish	P	6-0	193	SO	SQ	Shelby, N.C. (Burns)
13	Tyler Hull	P	6-2	205	SO	TR	Mount Airy, N.C. (Mount Airy/Guilford)
14	Connor Shaw	QB	6-1	207	JR	2L	Flowery Branch, Ga. (Flowery Branch)
15	Jimmy Legree	CB	6-0	189	JR	2L	Beaufort, S.C. (Beaufort)
15	Andrew Clifford	QB	6-2	212	JR	SQ	Tampa, Fla. (Wharton)
16	Nick St. Germain	PK	5-9	182	FR	HS	Powder Springs, Ga. (McEachern)
16	Austin Hails	QB	6-2	212	FR	RS	Collinsville, Ill. (Collinsville)
17	Dylan Thompson	QB	6-3	212	SO	1L	Boiling Springs, S.C. (Boiling Springs)
17	Chaz Elder	CB	6-2	187	FR	HS	Union City, Ga. (Banneker)
18	Cedrick Cooper	LB	6-2	215	FR	RS	Lithonia, Ga. (Lithonia)
18	Dwayne Duckett	WR	6-0	185	FR	PG	Columbia, S.C. (Spring Valley/Gray Military)
19	Kyle Fleetwood	FS	5-11	199	FR	RS	Stone Mountain, Ga. (Stephenson)
19	Landon Ard	PK	5-9	189	FR	RS	Rock Hill, S.C. (South Pointe)
20	T.J. Gurley	SS	5-10	183	FR	HS	Cairo, Ga. (Cairo)
21	DeVonte Holloman	SPR	6-2	241	SR	3L	Charlotte, N.C. (South Pointe)
21	Marcus Lattimore	TB	6-0	218	JR	2L	Duncan, S.C. (Byrnes)
22	Brandon Wilds	TB	6-2	218	SO	1L	Blythewood, S.C. (Blythewood)
22	Kaiwan Lewis	LB	6-0	225	FR	HS	Mays Landing, N.J. (St. Joseph)
23	Bruce Ellington	WR	5-9	197	SO	1L	Moncks Corner, S.C. (Berkeley)
24	Quin Smith	LB	6-1	239	SR	3L	Lenoir, N.C. (Hibriten)
24	Kendric Salley	TB	5-9	205	FR	HS	Williston, S.C. (Williston-Elko)
25	Kadetrax Marcus	SS	6-1	185	SO	SQ	Stone Mountain, Ga. (Stephenson)
26	Jacob Baker	FB	5-9	188	SR	1L	Ridgeland, S.C. (Thomas Heyward Academy)
26	Kenny Robinson	FS	5-9	176	SO	SQ	Hilton Head Island, S.C. (Hilton Head Island)
27	Victor Hampton	CB	5-10	197	SO	1L	Darlington, S.C. (Darlington)
28	Jared Shaw	FS	5-10	179	SR	SQ	Fort Mill, S.C. (Fort Mill/Newberry)
28	Mike Davis	TB	5-9	216	FR	HS	Lithonia, Ga. (Stephenson)
29	Chaun Gresham	LB	6-2	266	JR	1L	Auburn, Ga. (Apalachee)
29	Blair Lowery	TB	6-1	178	SR	SQ	Irmo, S.C. (Dutch Fork)
30	Sidney Rhodes	CB	5-10	170	SO	TR	Easley, S.C. (Wren/Western Carolina)
31	Kenny Miles	TB	5-9	193	SR	3L	Lawrenceville, Ga. (Brookwood)
31	Jordan Diaz	LB	6-1	236	SO	RS	Hamilton, N.J. (Hamilton West)
32	David Wilkins	CB	6-1	180	SR	HS	Cowpens, S.C. (Broome)
33	Damario Jeffery	LB	6-4	233	SR	3L	Columbia, S.C. (Columbia)
34	Mason Harris	LB	6-3	210	FR	RS	Fort Oglethorpe, Ga. (Ridgeland)

No.	Name	Pos.	Ht.	Wt.	Yr.	Exp.	Hometown (High/Last School)
34	Joshua Blue	TB	5-7	167	SO	SQ	Tatum, S.C. (Marlboro County)
35	Jeff Homad	TE	6-2	225	SO	TR	Hilton Head Island, S.C. (Hilton Head Island/UNC Pembroke)
36	D.J. Swearinger	FS	6-0	210	SR	3L	Greenwood, S.C. (Greenwood)
39	Jessie Dukes	CB	5-11	162	SO	TR	Blackville, S.C. (Blackville-Hilda/ USC-Salkehatchie)
40	Kyle Madden	FB	6-3	248	SR	SQ	Powder Springs, Ga. (Harrison/UCF)
41	Connor McLaurin	FB	6-0	222	SO	SQ	Raleigh, N.C. (Garner)
42	Jordan Diggs	SPR	6-0	197	FR	HS	Fort Myers, Fla. (Island Coast)
43	Qua Gilchrist	FB	6-1	245	SR	SQ	Abbeville, S.C. (Abbeville/Butler Co. CC)
44	Gerald Dixon	DE	6-2	272	FR	RS	Rock Hill, S.C. (South Pointe)
45	Ty Sutherland	FB	5-10	220	FR	RS	Pendleton, S.C. (Pendleton)
46	Darian Sims	LB	6-2	250	FR	RS	Goose Creek, S.C. (Goose Creek)
47	Reginald Bowens	LB	6-3	254	SR	2L	Holly Springs, N.C. (Garner)
48	Marcquis Roberts	SPR	6-1	206	FR	RS	Powder Springs, Ga. (McEachern)
49	Devin Potter	FB	5-10	202	FR	HS	Granite Falls, N.C. (South Caldwell)
50	A.J. Cann	OG	6-4	309	SO	1L	Bamberg, S.C. (Bamberg-Ehrhardt)
51	Cody Waldrop	OG	6-2	300	FR	HS	Seffner, Fla. (Armwood)
52	Phillip Dukes	DT	6-3	306	FR	RS	Manning, S.C. (Manning)
53	Corey Robinson	OT	6-8	337	SO	SQ	Havelock, N.C. (Havelock)
54	Shaq Wilson	LB	5-11	224	SR	3L	Jacksonville, Fla. (First Coast)
54	Clayton Stadnik	OC	6-3	265	FR	HS	Greensboro, N.C. (Western Guilford)
55	T.J. Johnson	OC	6-6	319	SR	3L	Aynor, S.C. (Aynor)
57	Aldrick Fordham	DE	6-4	269	SR	3L	Jamestown, S.C. (Timberland)
58	Ryland Culbertson	DS	6-4	254	SO	SQ	Laurens, S.C. (Laurens Academy)
59	Coleman Harley	LS	6-1	280	FR	RS	Aiken, S.C. (South Aiken)
61	Travis Ford	OC	6-3	278	JR	1L	Fork, S.C. (Lake View/Coastal Carolina)
62	Davis Moore	LS	6-0	217	JR	SQ	Buford, Ga. (Mill Creek/Emory & Henry)
65	Brock Stadnik	OT	6-5	287	FR	HS	Greensboro, N.C. (Western Guilford)
67	Ronald Patrick	OG	6-2	305	JR	1L	Cocoa, Fla. (Cocoa)
70	Byron Jerideau	DT	6-1	316	SR	2L	Green Pond, S.C. (Colleton County/Fort Scott CC)
70	Kyle Harris	OC	6-3	268	FR	RS	Silver Creek, Ga. (Pepperell)
71	Brandon Shell	OT	6-6	331	FR	RS	Goose Creek, S.C. (Goose Creek)
74	Kaleb Broome	OG	6-6	332	SR	SQ	Aiken, S.C. (Aiken/Georgia Military)
75	Will Sport	OT	6-5	291	FR	RS	Milton, Fla. (Pace)
76	Mike Matulis	OT	6-5	274	SO	1L	Boynton Beach, Fla. (Park Vista)
77	Mason Zandi	OT	6-9	266	FR	HS	Irmo, S.C. (Chapin)
78	Cody Gibson	OT	6-7	278	SO	1L	Tallahassee, Fla. (Lincoln)
80	K.J. Brent	WR	6-4	184	FR	RS	Waxhaw, N.C. (Marvin Ridge)
81	Rory Anderson	TE	6-5	218	SO	1L	Powder Springs, Ga. (McEachern)
82	D.L. Moore	WR	6-5	198	SR	3L	Bowling Green, Ky. (Bowling Green)
84	Mike Williamson	P	6-1	190	JR	SQ	Norway, S.C. (Orangeburg Prep/ Columbia University)
84	Tevin Bradshaw	WR	5-7	155	FR	RS	Moncks Corner, S.C. (Berkeley/Brevard)
85	Kane Whitehurst	WR	5-11	170	FR	RS	Duluth, Ga. (Chattahoochee/Arkansas)
86	Reilly Madden	P	6-0	185	FR	HS	Vienna, Va. (Paul VI Catholic)
87	Justice Cunningham	TE	6-4	264	SR	3L	Pageland, S.C. (Central)
88	Drew Owens	TE	6-6	236	FR	RS	Charlotte, N.C. (Ardrey Kell)
89	Jerrell Adams	TE	6-6	224	FR	PG	Pinewood, S.C. (Scott's Branch/Fork Union)
90	Chaz Sutton	DE	6-5	248	JR	2L	Savannah, Ga. (Jenkins/Fork Union)
91	Walker Inabinet	LS	5-10	204	SR	2L	Columbia, S.C. (Hammond School)
92	Gerald Dixon Jr.	DT	6-3	304	FR	RS	Rock Hill, S.C. (Northwestern)
93	Deon Green	DE	6-4	290	FR	RS	Windermere, Fla. (Olympia)
94	Ashton Holmes	DE	6-3	252	JR	RS	Spartanburg, S.C. (Byrnes/Butler CC)
95	Michael Washington	DE	6-3	228	FR	TR	Allendale, S.C. (Allendale-Fairfax/S.C. State)
96	Jamal Hall	DE	6-2	232	JR	SQ	Ladson, S.C. (Fort Dorchester/ Brevard College)
97	J.T. Surratt	DT	6-2	295	SO	SQ	Winston-Salem, N.C. (Parkland)
98	Devin Taylor	DE	6-8	267	SR	3L	Beaufort, S.C. (Beaufort)
99	Kelcy Quarles	DT	6-4	286	SO	1L	Hodges, S.C. (Greenwood/Fork Union)

## South Carolina 2012 Alphabetical Roster

No.	Name	Pos.	Ht.	Wt.	Yr.	Exp.	Hometown (High/Last School)
89	Jerell Adams	TE	6-6	224	FR	PG	Pinewood, S.C. (Scott's Branch/Fork Union)
81	Rory Anderson	TE	6-5	218	SO	1L	Powder Springs, Ga. (McEachern)
19	Landon Ard	PK	5-9	189	FR	RS	Rock Hill, S.C. (South Pointe)
3	Akeem Auguste	CB	5-9	188	SR	3L	Hollywood, Fla. (Chaminade-Madonna/Fork Union)
10	Kareem Auguste	S	6-0	200	FR	RS	Miramar, Fla. (Miramar)
26	Jacob Baker	FB	5-9	188	SR	1L	Ridgeland, S.C. (Thomas Heyward Academy)
34	Joshua Blue	TB	5-7	167	SO	SQ	Tatum, S.C. (Marlboro County)
47	Reginald BOWENS	LB	6-3	254	SR	2L	Holly Springs, N.C. (Garner)
84	Tevin Bradshaw	WR	5-7	155	FR	RS	Moncks Corner, S.C. (Berkeley/Brevard)
80	K.J. Brent	WR	6-4	184	FR	RS	Waxhaw, N.C. (Marvin Ridge)
74	Kaleb Broome	OG	6-6	332	SR	SQ	Aiken, S.C. (Aiken/Georgia Military)
3	Damiere Byrd	WR	5-9	168	SO	1L	Sicklerville, N.J. (Timber Creek)
50	A.J. Cann	OG	6-4	309	SO	1L	Bamberg, S.C. (Bamberg-Ehrhardt)
7	Shon Carson	TB	5-8	192	FR	RS	Scranton, S.C. (Lake City)
4	Ahmad Christian	CB	5-10	189	FR	RS	Jacksonville, Fla. (Trinity Christian)
15	Andrew Clifford	QB	6-2	212	JR	SQ	Tampa, Fla. (Wharton)
7	Jadeveon Clowney	DE	6-6	256	SO	1L	Rock Hill, S.C. (South Pointe)
18	Cedrick Cooper	LB	6-2	215	FR	RS	Lithonia, Ga. (Lithonia)
58	Ryland Culbertson	DS	6-4	254	SO	SQ	Laurens, S.C. (Laurens Academy)
87	Justice Cunningham	TE	6-4	264	SR	3L	Pageland, S.C. (Central)
28	Mike Davis	TB	5-9	216	FR	HS	Lithonia, Ga. (Stephenson)
31	Jordan Diaz	LB	6-1	236	SO	RS	Hamilton, N.J. (Hamilton West)
42	Jordan Diggs	SPR	6-0	197	FR	HS	Fort Myers, Fla. (Island Coast)
44	Gerald Dixon	DE	6-2	272	FR	RS	Rock Hill, S.C. (South Pointe)
92	Gerald Dixon Jr.	DT	6-3	304	FR	RS	Rock Hill, S.C. (Northwestern)
18	Dwayne Duckett	WR	6-0	185	FR	PG	Columbia, S.C. (Spring Valley/Gray Military)
39	Jessie Dukes	CB	5-11	162	SO	TR	Blackville, S.C. (Blackville-Hilda/ USC-Salkehatchie)
52	Phillip Dukes	DT	6-3	306	FR	RS	Manning, S.C. (Manning)
17	Chaz Elder	CB	6-2	187	FR	HS	Union City, Ga. (Banneker)
23	Bruce Ellington	WR	5-9	197	SO	1L	Moncks Corner, S.C. (Berkeley)
8	Darius English	DE	6-6	215	FR	HS	Powder Springs, Ga. (McEachern)
13	Patrick Fish	P	6-0	193	SO	SQ	Shelby, N.C. (Burns)
19	Kyle Fleetwood	FS	5-11	199	FR	HS	Stone Mountain, Ga. (Stephenson)
61	Travis Ford	OC	6-3	278	JR	1L	Fork, S.C. (Lake View/Coastal Carolina)
57	Aldrick Fordham	DE	6-4	269	SR	3L	Jamestown, S.C. (Timberland)
12	Jody Fuller	WR	5-11	201	FR	HS	Indian Trail, N.C. (Sun Valley)
78	Cody Gibson	OT	6-7	278	SO	1L	Tallahassee, Fla. (Lincoln)
43	Qua Gilchrist	FB	6-1	245	SR	SQ	Abbeville, S.C. (Abbeville/Butler Co. CC)
9	Sharrod Golightly	SPR	5-10	179	SO	1L	Decatur, Ga. (Southwest DeKalb)
93	Deon Green	DE	6-4	290	FR	RS	Windermere, Fla. (Olympia)
29	Chaun Gresham	LB	6-2	266	JR	1L	Auburn, Ga. (Apalachee)
20	T.J. Gurley	SS	5-10	183	FR	HS	Cairo, Ga. (Cairo)
16	Austin Hails	QB	6-2	212	FR	RS	Collinsville, Ill. (Collinsville)
96	Jamal Hall	DE	6-2	232	JR	SQ	Ladson, S.C. (Fort Dorchester/ Brevard College)
27	Victor Hampton	CB	5-10	197	SO	1L	Darlington, S.C. (Darlington)
59	Coleman Harley	LS	6-1	280	FR	RS	Aiken, S.C. (South Aiken)
70	Kyle Harris	OC	6-3	268	FR	RS	Silver Creek, Ga. (Pepperell)
34	Mason Harris	LB	6-3	210	FR	RS	Fort Oglethorpe, Ga. (Ridgeland)
21	DeVonte Holloman	SPR	6-2	241	SR	3L	Charlotte, N.C. (South Pointe)
11	T.J. Holloman	LB	6-2	209	FR	HS	Stone Mountain, Ga. (St. Pius X)
94	Ashton Holmes	DE	6-3	252	JR	RS	Spartanburg, S.C. (Byrnes/Butler CC)
35	Jeff Homad	TE	6-2	225	SO	TR	Hilton Head Island, S.C. (Hilton Head Island/UNC Pembroke)
13	Tyler Hull	P	6-2	205	SO	TR	Mount Airy, N.C. (Mount Airy/Guilford)
91	Walker Inabinet	LS	5-10	204	SR	2L	Columbia, S.C. (Hammond School)
33	Damario Jeffery	LB	6-4	233	SR	3L	Columbia, S.C. (Columbia)
8	Shamier Jeffery	WR	6-1	214	FR	RS	St. Matthews, S.C. (Calhoun County)

No.	Name	Pos.	Ht.	Wt.	Yr.	Exp.	Hometown (High/Last School)
70	Byron Jerideau	DT	6-1	316	SR	2L	Green Pond, S.C. (Colleton County/Fort Scott CC)
55	T.J. Johnson	OC	6-6	319	SR	3L	Aynor, S.C. (Aynor)
10	Nick Jones	WR	5-7	184	SO	1L	Moore, S.C. (Byrnes)
21	Marcus Lattimore	TB	6-0	218	JR	2L	Duncan, S.C. (Byrnes)
15	Jimmy Legree	CB	6-0	189	JR	2L	Beaufort, S.C. (Beaufort)
22	Kaiwan Lewis	LB	6-0	225	FR	HS	Mays Landing, N.J. (St. Joseph)
29	Blair Lowery	TB	6-1	178	SR	SQ	Irmo, S.C. (Dutch Fork)
40	Kyle Madden	FB	6-3	248	SR	SQ	Powder Springs, Ga. (Harrison/UCF)
86	Reilly Madden	P	6-0	185	FR	HS	Vienna, Va. (Paul VI Catholic)
25	Kadetrax Marcus	SS	6-1	185	SO	SQ	Stone Mountain, Ga. (Stephenson)
76	Mike Matulis	OT	6-5	274	SO	1L	Boynton Beach, Fla. (Park Vista)
41	Connor McLaurin	FB	6-0	222	SO	SQ	Raleigh, N.C. (Garner)
1	Rico McWilliams	CB	5-11	172	FR	HS	Hampton, Ga. (Lovejoy)
31	Kenny Miles	TB	5-9	193	SR	3L	Lawrenceville, Ga. (Brookwood)
6	Chris Moody	CB	6-1	208	FR	HS	McDonough, Ga. (Henry County)
82	D.L. Moore	WR	6-5	198	SR	3L	Bowling Green, Ky. (Bowling Green)
62	Davis Moore	LS	6-0	217	JR	SQ	Buford, Ga. (Mill Creek/Emory & Henry)
5	Brendan Nosovitch	QB	6-1	210	FR	HS	Allentown, Pa. (Central Catholic)
88	Drew Owens	TE	6-6	236	FR	RS	Charlotte, N.C. (Ardrey Kell)
67	Ronald Patrick	OG	6-2	305	JR	1L	Cocoa, Fla. (Cocoa)
49	Devin Potter	FB	5-10	202	FR	HS	Granite Falls, N.C. (South Caldwell)
99	Kelcy Quarles	DT	6-4	286	SO	1L	Hodges, S.C. (Greenwood/Fork Union)
5	Kelvin Rainey	TE	6-3	219	FR	HS	Yulee, Fla. (Yulee)
30	Sidney Rhodes	CB	5-10	170	SO	TR	Easley, S.C. (Wren/Western Carolina)
48	Marcquis Roberts	SPR	6-1	206	FR	RS	Powder Springs, Ga. (McEachern)
53	Corey Robinson	OT	6-8	337	SO	SQ	Havelock, N.C. (Havelock)
26	Kenny Robinson	FS	5-9	176	SO	SQ	Hilton Head Island, S.C. (Hilton Head Island)
4	Shaq Roland	WR	6-1	173	FR	HS	Lexington, S.C. (Lexington)
24	Kendric Salley	TB	5-9	205	FR	HS	Williston, S.C. (Williston-Elko)
1	Ace Sanders	WR	5-8	175	JR	2L	Bradenton, Fla. (Manatee)
14	Connor Shaw	QB	6-1	207	JR	2L	Flowery Branch, Ga. (Flowery Branch)
28	Jared Shaw	FS	5-10	179	SR	SQ	Fort Mill, S.C. (Fort Mill/Newberry)
71	Brandon Shell	OT	6-6	331	FR	RS	Goose Creek, S.C. (Goose Creek)
46	Darian Sims	LB	6-2	250	FR	RS	Goose Creek, S.C. (Goose Creek)
6	DeAngelo Smith	WR	6-1	196	JR	1L	Kingsland, Ga. (Camden County)
9	Kwinton Smith	WR	6-4	206	FR	HS	Hamer, S.C. (Dillon)
24	Quin Smith	LB	6-1	239	SR	3L	Milnoir, N.C. (Hibriten)
75	Will Sport	OT	6-5	291	FR	RS	Milton, Fla. (Pace)
65	Brock Stadnik	OT	6-5	287	FR	HS	Greensboro, N.C. (Western Guilford)
54	Clayton Stadnik	OC	6-3	265	FR	HS	Greensboro, N.C. (Western Guilford)
16	Nick St. Germain	PK	5-9	182	FR	HS	Powder Springs, Ga. (McEachern)
11	Seth Strickland	QB	6-2	195	SR	2L	Laurens, S.C. (Laurens)
97	J.T. Surratt	DT	6-2	295	SO	SQ	Winston-Salem, N.C. (Parkland)
45	Ty Sutherland	FB	5-10	220	FR	RS	Pendleton, S.C. (Pendleton)
90	Chaz Sutton	DE	6-5	248	JR	2L	Savannah, Ga. (Jenkins/Fork Union)
36	D.J. Swearinger	FS	6-0	210	SR	3L	Greenwood, S.C. (Greenwood)
98	Devin Taylor	DE	6-8	267	SR	3L	Beaufort, S.C. (Beaufort)
17	Dylan Thompson	QB	6-3	212	SO	1L	Boiling Springs, S.C. (Boiling Springs)
51	Cody Waldrop	OG	6-2	300	FR	HS	Seffner, Fla. (Armwood)
95	Michael Washington	DE	6-3	228	FR	TR	Allendale, S.C. (Allendale-Fairfax/S.C. State)
85	Kane Whitehurst	WR	5-11	170	FR	RS	Duluth, Ga. (Chattahoochee/Arkansas)
22	Brandon Wilds	TB	6-2	218	SO	1L	Blythewood, S.C. (Blythewood)
32	David Wilkins	CB	6-1	180	SR	HS	Cowpen, S.C. (Broome)
12	Brisson Williams	SS	5-11	205	SO	1L	Warner Robins, Ga. (Northside/Fork Union)
84	Mike Williamson	P	6-1	190	JR	SQ	Norway, S.C. (Orangeburg Prep/ Columbia University)
54	Shaq Wilson	LB	5-11	224	SR	3L	Jacksonville, Fla. (First Coast)
8	Adam Yates	PK	6-1	196	SR	1L	Sparks, Md. (Hereford)
77	Mason Zandi	OT	6-9	266	FR	HS	Irmo, S.C. (Chapin)



## Head Coach Steve Spurrier



# STEVE SPURRIER

## HEAD COACH

### EIGHTH YEAR AT SOUTH CAROLINA



### The Spurrier File

**Full Name:** Stephen Orr Spurrier  
**Hometown:** Johnson City, Tenn.  
**Wife:** Jerri  
**Children:** Lisa, Amy, Steve Jr., Scott  
**College:** Florida (1967)

### COACHING EXPERIENCE

**2005-12** South Carolina Head Coach  
**2002-03** Washington Head Coach (NFL)  
**1990-01** Florida Head Coach  
**1987-89** Duke Head Coach  
**1983-85** Tampa Bay Head Coach (USFL)  
**1980-82** Duke Assistant Coach  
**1979** Georgia Tech Assistant Coach  
**1978** Florida Assistant Coach

### BOWL EXPERIENCE

**2012** Capital One Bowl  
**2010** Chick-fil-A Bowl  
**2010** Papajohns.com Bowl  
**2009** Outback Bowl  
**2006** Liberty Bowl  
**2005** Independence Bowl  
**2002** Orange Bowl  
**2001** Sugar Bowl  
**2000** Citrus Bowl  
**1999** Orange Bowl  
**1998** Citrus Bowl  
**1997** Sugar Bowl  
**1996** Fiesta Bowl  
**1995** Sugar Bowl  
**1994** Sugar Bowl  
**1992** Gator Bowl  
**1992** Sugar Bowl  
**1989** All-American Bowl

### Did You Know...

Steve Spurrier is one of only four coaches to record 100 or more wins as an SEC coach against SEC competition (he also has three wins against SEC teams while coaching at Duke). Only Bear Bryant (159) has won more SEC conference games than Coach Spurrier's 120. Spurrier passed John Vaught (106) and Vince Dooley (105) during the 2010 campaign.

Steve Spurrier, who has coached a national championship team, won seven Southeastern Conference titles, garnered nine conference Coach of the Year awards, and won nearly 73 percent of the college games in which he has coached, is beginning his eighth season as head coach at the University of South Carolina. Spurrier was introduced as Carolina's 32nd head coach on Nov. 23, 2004.

Coach Spurrier has compiled a 203-75-2 (.729) won-loss record in 23 seasons as a major college head coach, including a 61-35 mark (.635) at Carolina. He became the 71st collegiate coach (all divisions) and the 22nd in Division I to record 200 career victories when he defeated UAB on Sept. 15, 2012 and logged his 250th all-time coaching win against Georgia on October 6, 2012.

He led the Duke Blue Devils to the 1989 Atlantic Coast Conference championship before returning to his alma mater, the University of Florida, as head coach in 1990. During his 12 seasons with the Gators, Spurrier's teams won seven Southeastern Conference championships, one national title and finished ranked in the nation's top 10 nine times. His record at Florida was an amazing 122-27-1 (.817). Spurrier, who won the 1966 Heisman Trophy as a quarterback for the Gators, was also head coach of the NFL's Washington Redskins (2002-03). He returned to the college ranks in 2005 after a one-year absence from the sidelines.

In his first season at South Carolina, Coach Spurrier led the Gamecocks to a 7-5 record and a second-place finish in the SEC Eastern Division. In doing so, he posted a five-game winning streak, the 15th-consecutive year in which he has had a five-game winning streak, something no other coach in college history has accomplished. He was honored as the SEC Coach of the Year by the Associated Press after leading the Gamecocks to a school-record five straight SEC wins, their first win ever at Tennessee and their first win over Florida since the 1930s.

He came back with an 8-5 record in 2006, just the ninth time in school history that the Gamecocks posted eight or more wins in a season. The season was capped with a victory in the Liberty Bowl over Conference USA champion Houston. With that win, Spurrier matched Joe Morrison for the most wins by a Carolina head coach in his first two seasons in Columbia.

In his third season with the Garnet & Black, Spurrier's squad raced out to a 6-1 re-

cord and moved as high as No. 6 in the BCS rankings, before finishing the campaign with a 6-6 record. With 21 wins, he set the Carolina record for coaching victories after three seasons at the helm.

With a 7-6 record in 2008, Carolina returned to a New Year's Day bowl game for the first time since the 2001 season. The Gamecocks followed that up with another 7-6 record in 2009, their sixth consecutive non-losing season, the longest stretch in school history since 1928-34. The 2009 season included a win over No. 4 Ole Miss, only the second time in school history that Carolina has defeated a top-five team.

His 2010 Gamecock squad posted several milestones en route to a 9-5 season, the biggest of which was the school's first SEC Eastern Division title and first appearance in the SEC Championship. The Gamecocks also defeated the nation's No. 1 team, Alabama, for the first time in school history, and finished the season ranked 22nd in both major national polls. He was named SEC Coach of the Year for the seventh time, his ninth overall Coach of the Year honor.

The Gamecocks continued to make history in 2011, winning a school record 11 games and finishing in the top-10 in the final A.P. poll for the first time ever. The squad also won a school record six SEC games and defeated each of their Eastern Division rivals for the first time ever. Carolina capped the regular season with a win over Clemson, its third-straight over its Palmetto State rival, the first time that has been accomplished since 1968-70, then defeated Nebraska in the Capital One Bowl by a convincing 30-13 margin.

Over the past three seasons, the Gamecocks are a perfect 9-0 against their top rivals, Georgia, Florida, Tennessee and Clemson.

With 61 wins at Carolina, Coach Spurrier is just three victories from matching Rex Enright's school record for 64 career wins.



### COACH OF THE YEAR

**2010** South Carolina  
**2005** South Carolina  
**1996** Florida  
**1995** Florida  
**1994** Florida  
**1991** Florida  
**1990** Florida  
**1989** Duke  
**1988** Duke

### Spurrier vs. LSU 11-3

DATE	SITE	SCORE
10/06/90	Florida	W, 34-8
10/05/91	LSU	W, 16-0
10/10/92	Florida	W, 28-21
10/09/93	LSU	W, 58-3
10/08/94	Florida	W, 42-18
10/07/95	LSU	W, 28-10
10/12/96	Florida	W, 56-13
10/11/97	LSU	L, 21-28
10/10/98	Florida	W, 22-10
10/09/99	LSU	W, 31-10
10/07/00	Florida	W, 41-9
10/06/01	LSU	W, 44-15
09/22/07	LSU	L, 16-28
10/18/08	Columbia	L, 17-24

### Steve Spurrier's Milestone Wins

(College Only: 203-75-2)			(Overall: 250-116-2)				
No.	Date	Opponent	Score	No.	Date	Opponent	Score
1	09/05/87	Colgate	41-6	1	03/06/83	Boston (USFL)	21-17
25	10/06/90	LSU	34-8	25	06/24/84	Birmingham (USFL)	17-16
50	09/11/93	Kentucky	24-20	50	10/07/89	Army	35-29
100	11/08/97	Vanderbilt	20-7	100	10/29/94	Georgia	52-14
150	08/31/06	Mississippi State	15-0	150	09/11/99	Central Florida	58-27
200	09/15/12	UAB	49-6	200	10/07/06	Kentucky	24-17
				250	10/06/12	Georgia	35-7

# Head Coach Steve Spurrier

Year	School/ Organization	Overall Record	League/ Conference	Conference Record/Finish	Postseason/ Bowl	Final AP Poll	Final Coaches' Poll
1983	Tampa Bay	11-7	USFL	3rd, Central Division	n/a	n/a	
1984	Tampa Bay	14-5	USFL	2nd, Southern Division	1st Round	n/a	
1985	Tampa Bay	10-9	USFL	5th, Eastern Conference	1st Round	n/a	
1987	Duke	5-6	ACC	2-5/7th	—	—	—
1988	Duke	7-3-1	ACC	3-3-1/6th	—	—	—
1989	Duke	8-4	ACC	6-1/1st	All-American	—	—
1990	Florida	9-2	SEC	6-1/1st	None	13	13
1991	Florida	10-2	SEC	7-0/1st	Sugar	7	8
1992	Florida	9-4	SEC	6-2/1st in East*	Gator	10	11
1993	Florida	11-2	SEC	7-1/1st*	Sugar	5	4
1994	Florida	10-2-1	SEC	7-1/1st*	Sugar	7	7
1995	Florida	12-1	SEC	8-0/1st*	Fiesta	2	3
1996	Florida	12-1	SEC	8-0/1st*	Sugar	1	1
1997	Florida	10-2	SEC	6-2/tied 2nd in East	Citrus	4	6
1998	Florida	10-2	SEC	7-1/2nd in East	Orange	5	6
1999	Florida	9-4	SEC	7-1/1st in East*	Citrus	12	14
2000	Florida	10-3	SEC	7-1/1st*	Sugar	10	11
2001	Florida	10-2	SEC	6-2/2nd in East	Orange	3	3
2002	Washington	7-9	NFL	3rd, NFC East	n/a	n/a	
2003	Washington	5-11	NFL	3rd, NFC East	n/a	n/a	
2005	South Carolina	7-5	SEC	5-3/tied 2nd in East	Independence	—	—
2006	South Carolina	8-5	SEC	3-5/5th in East	Liberty	—	—
2007	South Carolina	6-6	SEC	3-5/tied 4th in East	—	—	—
2008	South Carolina	7-6	SEC	4-4/tied 3rd in East	Outback	—	—
2009	South Carolina	7-6	SEC	3-5/tied 4th in East	Papajohns.com	—	—
2010	South Carolina	9-5	SEC	5-3/1st in East*	Chick-fil-A	22	22
2011	South Carolina	11-2	SEC	6-2/2nd in East	Capital One	9	8
2012	South Carolina	6-0	SEC	4-0			

\*Appeared in SEC Championship Game

COACHING RECORDS	Overall Record (Pct.)	Conference Record^ (Pct.)	Years
Overall Record (Pro and College)	250-116-2 (.682)	---	28 years
College Record	203-75-2 (.729)	126-48-1 (.723)	23 years
Pro Record	47-41-0 (.534)	---	5 years
SEC Record	183-62-1 (.746)	115-39-0 (.747)	20 years
Florida Record	122-27-1 (.817)	82-12-0 (.872)	12 years
Duke Record	20-13-1 (.603)	11-9-1 (.548)	3 years
South Carolina Record	61-35-0 (.635)	33-27-0 (.550)	8 years
USFL Record#	35-21-0 (.625)	---	3 years
NFL Record	12-20-0 (.375)	---	2 years

#Includes 2 playoff losses; ^Regular season only; 5-3 in SEC Championship Games

## Steve Spurrier vs. All Opponents

Opponent.....	Record
Akron .....	1-0
Alabama .....	7-5
Arkansas .....	5-5
Arkansas State.....	1-0
Army .....	1-0
Auburn .....	10-8
Ball State.....	1-0
Central Florida .....	2-0
Central Michigan.....	1-0
Citadel.....	3-0
Clemson.....	5-5
Colgate.....	1-0
Connecticut.....	0-1
East Carolina.....	2-0
Florida.....	3-4
Florida Atlantic.....	2-0
Florida State.....	5-9-1
Furman .....	2-0
Georgia .....	15-5
Georgia Southern .....	1-0
Georgia Tech .....	3-0
Houston .....	2-0
Iowa .....	0-1
Kentucky .....	19-1
Louisiana-Monroe.....	2-0
Louisville .....	1-0
Louisiana-Lafayette .....	3-0
LSU .....	11-3
Marshall.....	1-0
Maryland.....	2-2
Miami (Fla.) .....	0-1
Michigan State.....	0-1
Middle Tennessee .....	2-0
Mississippi State.....	7-2
Missouri.....	1-1
Navy.....	1-0
Nebraska .....	1-1
New Mexico State.....	1-0
North Carolina.....	4-0
North Carolina State.....	4-1-1
Northern Illinois.....	2-0
Northwestern.....	3-0
Notre Dame.....	0-1
Oklahoma State.....	1-0
Ole Miss.....	4-0
Penn State.....	1-0
Rutgers.....	0-1
San Jose State.....	1-0
South Carolina .....	10-1
South Carolina State .....	2-0
Southern Miss.....	4-0
Syracuse .....	1-1
Tennessee .....	13-8
Texas Tech.....	0-1
Troy .....	2-0
UAB.....	2-0
Vanderbilt.....	18-2
Virginia .....	1-2
Wake Forest .....	1-2
West Virginia.....	1-0
Western Michigan.....	1-0
Wofford .....	2-0
<b>TOTALS.....</b>	<b>203-75-2</b>

## Carolina Coaching Highs

## FBS Current Coaching Leaders

### Most Games at Carolina

No.	Coach	Games
1.	Rex Enright	140
2.	Paul Dietzel	96
	Steve Spurrier	96
4.	Jim Carlen	82
5.	Billy Laval	71
6.	Lou Holtz	70
7.	Joe Morrison	69
8.	Brad Scott	56
9.	Sparky Woods	55
10.	Warren Giese	50
	Marvin Bass	50

### Most Wins at Carolina

No.	Coach	Wins
1.	Rex Enright	64
2.	Steve Spurrier	61
3.	Jim Carlen	45
4.	Paul Dietzel	42
5.	Billy Laval	39
	Joe Morrison	39
7.	Lou Holtz	33
8.	Warren Giese	28
9.	Sol Metzger	26
10.	Sparky Woods	24

### By Wins

No.	Coach	Wins
1.	Frank Beamer	253
2.	Mack Brown	231
	Chris Ault	231
4.	Steve Spurrier	203
5.	Brian Kelly	192
6.	Mike Price	175
7.	Larry Blakeney	167
8.	Bill Snyder	164
9.	Gary Pinkel	161
10.	Paul Pasqualoni	149

### By Percentage

No.	Coach	Rec.	Pct.
1.	Chris Peterson	77-7	.917
2.	Urban Meyer	110-23	.827
3.	Bobby Stoops	142-35	.802
4.	Gary Patterson	113-31	.785
5.	Bret Bielema	64-21	.753
	Mark Hudspeth	79-26	.752
7.	Mark Richt	111-39	.740
8.	Brian Kelly	192-67-2	.739
9.	Les Miles	108-40	.730
10.	B. Mendenhall	70-26	.729
	Nick Saban	146-54-1	.729
	Steve Spurrier	203-75-2	.729

## South Carolina Superlatives Under Coach Spurrier

### MOST POINTS

1.	69	vs Troy	11/20/10
2.	56	vs East Carolina	09/03/11
3.	54	vs Kentucky	10/08/11
4.	52	vs Middle Tennessee	11/18/06
5.	49	vs UAB	09/15/12

### FEWEST POINTS ALLOWED

1.	0	at Mississippi State	08/31/06
	0	vs NC State	08/28/08
3.	3	South Carolina State	09/15/07
	3	at NC State	09/03/09
	3	vs Kentucky	10/08/11
6.	6	vs Florida Atlantic	09/23/06
	6	vs Tennessee	11/01/08
	6	vs Georgia	09/11/10
	6	vs UAB	09/15/12

### MOST FIRST DOWNS

1.	32	vs Kentucky	10/08/11
2.	31	at Tennessee	10/27/07
3.	30	vs Wofford	09/20/08
4.	29	at Arkansas	11/03/07
5.	28	at Clemson	11/25/06

### FEWEST FIRST DOWNS ALLOWED

1.	6	vs Kentucky	10/08/11
2.	10	vs NC State	08/28/08
3.	11	at Mississippi State	08/31/06
	11	vs Tennessee	11/01/08
	11	at NC State	09/03/09
	11	vs Georgia	09/11/10
	11	at Vanderbilt	10/23/10
	11	at Florida	11/13/10
	11	at Vanderbilt	08/30/12

### MOST RUSHING ATTEMPTS

1.	58	vs Clemson	11/28/09
2.	54	at Florida	11/13/10
3.	52	vs Georgia	09/11/10
4.	51	vs Georgia	10/06/12
5.	48	vs Kentucky	10/08/11
	48	at Kentucky	09/29/12

### FEWEST RUSHING ATTEMPTS, OPPONENTS

1.	20	at Florida	11/13/10
2.	22	at Kentucky	10/11/08
3.	23	vs Tennessee	10/28/06
4.	24	vs East Carolina	09/08/12
5.	25	vs UAB	09/27/08

### MOST RUSHING YARDS

1.	288	vs Kentucky	10/08/11
2.	287	vs Florida Atlantic	09/19/09
3.	254	vs Navy	09/17/11
4.	253	at Georgia	9/10/11
5.	239	at Florida	11/13/10

### FEWEST RUSHING YARDS ALLOWED

1.	27	vs UAB	09/15/12
2.	34	vs Tennessee	11/01/08
3.	35	at Florida	11/13/10
4.	36	vs Alabama	10/09/10
5.	41	vs Vanderbilt	10/22/05

### MOST PASSES ATTEMPTED

1.	53	at Georgia	09/12/09
2.	51	at Arkansas	11/03/07
3.	50	at Tennessee	10/27/07
	50	vs Iowa	01/01/09
	50	at Tennessee	10/31/09

### MOST PASSES COMPLETED

1.	34	at Tennessee	10/27/07
2.	31	at Georgia	09/12/09
	31	at Vanderbilt	10/23/10
4.	30	vs Kentucky	10/08/11
5.	27	at Arkansas	11/03/07

### FEWEST PASSES ATTEMPTED, OPPONENTS

1.	9	vs Navy	09/17/11
2.	11	vs Wofford	09/16/06
	11	at Arkansas	11/03/07
4.	13	at Vanderbilt	09/04/08
	13	vs Wofford	09/20/08

### FEWEST PASSES COMPLETED, OPPONENTS

1.	4	vs Kentucky	10/08/11
2.	5	vs Wofford	09/16/06
	5	vs NC State	08/28/08
	5	vs Navy	09/17/11
5.	6	vs Middle Tennessee	11/18/06

### MOST PASSING YARDS

1.	397	vs East Carolina	09/08/12
2.	391	vs Middle Tennessee	11/18/06
3.	382	at Kentucky	10/16/10
4.	364	at Arkansas	11/03/07
5.	355	at Vanderbilt	10/23/10

### FEWEST PASSING YARDS ALLOWED

1.	17	vs Kentucky	10/08/11
2.	49	vs NC State	08/28/08
3.	61	vs Navy	09/17/11
4.	63	vs Louisiana-Lafayette	09/01/07
5.	67	vs Wofford	09/16/06

### MOST YARDS TOTAL OFFENSE

1.	639	vs Kentucky	10/08/11
2.	545	vs Middle Tennessee	11/18/06
3.	528	vs East Carolina	09/08/12
4.	516	vs Florida Atlantic	09/19/09
5.	512	vs Houston	12/29/06
6.	501	at Tennessee	10/27/07
	501	vs UAB	09/15/12

### FEWEST TOTAL YARDS ALLOWED

1.	96	vs Kentucky	10/08/11
2.	133	at NC State	09/03/09
3.	138	vs NC State	08/28/08
4.	161	at Mississippi State	08/31/06
5.	200	vs Middle Tennessee	11/18/06

### PUNTING AVERAGE (MIN. OF 3 PUNTS)

1.	50.0	vs Georgia	09/11/10
	50.0	vs Auburn	12/04/10
3.	48.7	at Mississippi State	08/31/06
4.	48.0	at Auburn	09/25/10
5.	46.0	vs Florida Atlantic	09/23/06

### MOST TIME OF POSSESSION

1.	40:46	at Florida	11/13/10
2.	38:37	vs Kentucky	10/08/11
3.	37:21	at Vanderbilt	10/23/10
4.	36:31	vs Clemson	11/28/09
5.	36:25	at Tennessee	10/27/07

### LONGEST SCORING DRIVE: BY YARDS

1.	99	vs Arkansas	11/04/06
	99	vs Vanderbilt	10/24/09
3.	97	vs Troy	09/24/05
4.	96	at Clemson	11/25/06
5.	95	vs Tennessee	10/28/06
	95	at Ole Miss	10/04/08
	95	vs UAB	09/15/12

### LONGEST SCORING DRIVE: BY TIME

1.	9:28	vs Georgia	10/06/12
2.	9:02	vs Troy	11/20/10
3.	8:02	vs Georgia	09/11/10
4.	7:55	vs Alabama	10/09/10
5.	7:38	vs Wofford	09/20/08

### LONGEST SCORING DRIVE: BY PLAYS

1.	18	vs Wofford	09/20/08
2.	16	vs Georgia	09/11/10
3.	15	vs Auburn	09/28/06
	15	vs Alabama	10/09/10
	15	vs Troy	11/18/10
	15	vs Navy	09/17/11

## South Carolina 2012 Statistics

Team	Score	1st	Rushing	Passing	Total Offense	Punts	Fumbles	Penalties	KO Ret.	Punt Ret.	Int. Ret.	3rd	Time of
		Downs	No-Yds-TD	C-A-I-Yds-TD	Play-Yds-TD	No-Avg	No-Lost	No-Yds	No-Yds	No-Yds	No-Yds	Dns	Poss
SC	17	17	47-205-2	7-15-1-67-0	62-272-2	6-39.0	2-1	6-30	0-0	3-15	1-37	3-12	31:36
Vanderbilt	13	11	36-62-0	13-23-1-214-1	59-276-1	4-43.5	3-0	5-35	3-84	1-15	1-17	3-15	28:24
East Carolina	10	18	24-70-0	30-47-4-333-1	71-403-1	5-46.4	2-1	1-5	6-98	1-0	0-0	4-13	31:18
SC	48	25	34-131-1	23-40-0-397-5	74-528-6	5-36.8	1-1	2-20	0-0	2-40	4-37	8-15	28:42
UAB	6	20	42-27-0	20-37-0-240-0	79-267-0	7-41.1	1-1	6-63	1-53	1-2	1-0	5-19	36:13
SC	49	20	31-179-3	15-27-1-322-3	58-501-6	4-37.5	1-1	6-69	0-0	2-47	0-0	6-12	23:47
Missouri	10	12	32-109-0	18-26-0-146-1	58-255-1	7-46.7	5-1	2-20	2-40	0-0	0-0	2-12	27:27
SC	31	19	39-144-2	21-23-0-252-2	62-396-4	3-41.3	2-2	4-24	2-58	6-106	0-0	6-12	32:33
SC	38	20	48-200-3	15-19-0-148-2	67-348-5	3-24.7	1-1	4-31	1-25	3-(-3)	2-28	7-14	31:17
Kentucky	17	16	39-120-2	13-24-2-123-0	63-243-2	6-33.5	2-0	4-38	4-83	0-3	0-0	6-14	28:43
Georgia	7	15	36-115-1	11-31-1-109-0	67-224-1	7-41.3	0-0	6-51	2-71	0-0	0-0	7-16	26:47
SC	35	20	51-230-2	6-10-0-162-2	61-392-4	4-37.5	1-0	5-41	1-22	2-70	1-0	5-12	33:13
SC													
LSU													
SC													
Florida													
Tennessee													
SC													
Arkansas													
SC													
Wofford													
SC													
SC													
Clemson													

## South Carolina 2012 Game-by-Game Starters

### South Carolina Offense

POS.	VANDY	ECU	UAB	MIZZOU	UK	UGA	LSU	FLA	TENN	ARK	WOFF	CLEM
WR	Sanders	Sanders	Sanders	Sanders	Sanders	Sanders						
WR	Ellington	Ellington	Ellington	Ellington	Ellington	Ellington						
WR	Moore	Moore	Anderson(TE)	Moore	Moore	Byrd						
TE	-	-	Cunningham	Cunningham	Cunningham	Cunningham						
LT	Shell	Matulis	Matulis	Robinson	Robinson	Robinson						
LG	Cann	Cann	Cann	Cann	Cann	Cann						
C	Johnson	Johnson	Johnson	Johnson	Johnson	Johnson						
RG	Patrick	Patrick	Patrick	Patrick	Patrick	Patrick						
RT	Matulis	Gibson	Gibson	Matulis	Shell	Shell						
QB	C. Shaw	Thompson	C. Shaw	C. Shaw	C. Shaw	C. Shaw						
RB	Miles	Gilchrist	-	-	-	-						
TB	Lattimore	Lattimore	Lattimore	Lattimore	Lattimore	Lattimore						

### South Carolina Defense

POS.	VANDY	ECU	UAB	MIZZOU	UK	UGA	LSU	FLA	TENN	ARK	WOFF	CLEM
DE	Taylor	Taylor	Taylor	Taylor	Taylor	Taylor						
DT	Jerideau	Jerideau	Jerideau	Jerideau	Jerideau	Jerideau						
DT	Quarles	Quarles	Quarles	Quarles	Quarles	Quarles						
DE	Clowney	Clowney	Clowney	Clowney	Clowney	Clowney						
LB	Wilson	Wilson	Wilson	Wilson	Wilson	Wilson						
LB	Bowens	Bowens	Bowens	Bowens	Bowens	Bowens						
SPR	Holloman	Holloman	Holloman	Holloman	Holloman	Holloman						
CB	Hampton	Hampton	Hampton	Hampton	Hampton	Hampton						
SS	Williams	Williams	Williams	Williams	Williams	Williams						
FS	Swearinger	Swearinger	Swearinger	Gurley	Swearinger	Swearinger						
CB	Legree	Legree	Legree	Legree	Legree	Legree						

## South Carolina 2012 Statistics

	<b>SC</b>	<b>OPP</b>
<b>SCORING</b>	<b>218</b>	<b>63</b>
Points Per Game	36.3	10.5
<b>FIRST DOWNS</b>	<b>121</b>	<b>92</b>
Rushing	60	37
Passing	55	47
Penalty	6	8
<b>RUSHING YARDAGE</b>	<b>1089</b>	<b>503</b>
Yards gained rushing	1224	737
Yards lost rushing	135	234
Rushing Attempts	250	209
Average Per Rush	4.4	2.4
Average Per Game	181.5	83.8
TDs Rushing	13	3
<b>PASSING YARDAGE</b>	<b>1348</b>	<b>1165</b>
Comp-Att-Int	87-134-2	105-188-8
Average Per Pass	10.1	6.2
Average Per Catch	15.5	11.1
Average Per Game	224.7	194.2
TDs Passing	14	3
<b>TOTAL OFFENSE</b>	<b>2437</b>	<b>1668</b>
Total Plays	384	397
Average Per Play	6.3	4.2
Average Per Game	406.2	278.0
<b>KICK RETURNS: #-Yards</b>	<b>4-105</b>	<b>18-429</b>
<b>PUNT RETURNS: #-Yards</b>	<b>18-275</b>	<b>4-20</b>
<b>INT RETURNS: #-Yards</b>	<b>8-102</b>	<b>2-17</b>
<b>KICK RETURN AVERAGE</b>	<b>26.2</b>	<b>23.8</b>
<b>PUNT RETURN AVERAGE</b>	<b>15.3</b>	<b>5.0</b>
<b>INT RETURN AVERAGE</b>	<b>12.8</b>	<b>8.5</b>
<b>FUMBLES-LOST</b>	<b>8-6</b>	<b>13-3</b>
<b>PENALTIES-Yards</b>	<b>27-215</b>	<b>24-212</b>
Average Per Game	35.8	35.3
<b>PUNTS-Yards</b>	<b>25-923</b>	<b>36-1511</b>
Average Per Punt	36.9	42.0
Net punt average	33.7	33.2
<b>KICKOFFS-Yards</b>	<b>39-2457</b>	<b>18-1166</b>
Average Per Kick	63.0	64.8
Net kick average	50.9	39.5
<b>TIME OF POSSESSION/Game</b>	<b>30:11</b>	<b>29:49</b>
<b>3RD-DOWN Conversions</b>	<b>35/77</b>	<b>27/89</b>
3rd-Down Pct	45%	30%
<b>4TH-DOWN Conversions</b>	<b>2/7</b>	<b>3/12</b>
4th-Down Pct	29%	25%
<b>SACKS BY-Yards</b>	<b>25-148</b>	<b>14-96</b>
<b>MISC YARDS</b>	<b>0</b>	<b>5</b>
<b>TOUCHDOWNS SCORED</b>	<b>30</b>	<b>6</b>
<b>FIELD GOALS-ATTEMPTS</b>	<b>3-5</b>	<b>7-9</b>
<b>ON-SIDE KICKS</b>	<b>0-0</b>	<b>0-1</b>
<b>RED-ZONE SCORES</b>	<b>(21-27) 78%</b>	<b>(9-14) 64%</b>
<b>RED-ZONE TOUCHDOWNS</b>	<b>(19-27) 70%</b>	<b>(4-14) 29%</b>
<b>PAT-ATTEMPTS</b>	<b>(29-29) 100%</b>	<b>(6-6) 100%</b>
<b>ATTENDANCE</b>	<b>321004</b>	<b>88203</b>
Games/Avg Per Game	4/80251	2/44102

<b>SCORE BY QUARTERS</b>	<b>1st</b>	<b>2nd</b>	<b>3rd</b>	<b>4th</b>	<b>OT</b>	<b>Total</b>
South Carolina	49	52	56	61	-	218
Opponents	6	30	6	21	-	63

**South Carolina vs. LSU ♦ October 13, 2012**

<b>RUSHING</b>	<b>G</b>	<b>Att</b>	<b>Gain</b>	<b>Loss</b>	<b>Net</b>	<b>Avg</b>	<b>TD</b>	<b>Long</b>	<b>Avg/G</b>
Marcus Lattimore	6	116	556	7	549	4.7	9	43	91.5
Connor Shaw	5	64	335	54	281	4.4	1	20	56.2
Mike Davis	6	13	118	1	117	9.0	1	50	19.5
Kenny Miles	6	27	100	0	100	3.7	1	17	16.7
Bruce Ellington	6	1	16	0	16	16.0	0	16	2.7
Andrew Clifford	1	1	11	0	11	11.0	0	11	11.0
Dylan Thompson	6	16	57	47	10	0.6	1	17	1.7
Joshua Blue	2	2	10	0	10	5.0	0	9	5.0
Seth Strickland	6	1	9	0	9	9.0	0	9	1.5
Blair Lowery	1	1	6	0	6	6.0	0	6	6.0
Damiere Byrd	6	3	5	2	3	1.0	0	3	0.5
Ace Sanders	6	1	1	0	1	1.0	0	1	0.2
TEAM	2	4	0	24	-24	-6.0	0	0	-12.0
<b>Total.....</b>	<b>6</b>	<b>250</b>	<b>1224</b>	<b>135</b>	<b>1089</b>	<b>4.4</b>	<b>13</b>	<b>50</b>	<b>181.5</b>
<b>Opponents.....</b>	<b>6</b>	<b>209</b>	<b>737</b>	<b>234</b>	<b>503</b>	<b>2.4</b>	<b>3</b>	<b>28</b>	<b>83.8</b>

<b>PASSING</b>	<b>G</b>	<b>Effic</b>	<b>Comp-Att-Int</b>	<b>Pct</b>	<b>Yds</b>	<b>TD</b>	<b>Lng</b>	<b>Avg/G</b>
Connor Shaw	5	184.69	56-74-2	75.7	733	7	62	146.6
Dylan Thompson	6	162.91	27-53-0	50.9	510	5	94	85.0
Seth Strickland	6	275.52	3-5-0	60.0	89	1	51	14.8
Andrew Clifford	1	0.00	0-1-0	0.0	0	0	0	0.0
Ace Sanders	6	564.40	1-1-0	100.0	16	1	16	2.7
<b>Total.....</b>	<b>6</b>	<b>180.92</b>	<b>87-134-2</b>	<b>64.9</b>	<b>1348</b>	<b>14</b>	<b>94</b>	<b>224.7</b>
<b>Opponents.....</b>	<b>6</b>	<b>104.66</b>	<b>105-188-8</b>	<b>55.9</b>	<b>1165</b>	<b>3</b>	<b>78</b>	<b>194.2</b>

<b>RECEIVING</b>	<b>G</b>	<b>No.</b>	<b>Yds</b>	<b>Avg</b>	<b>TD</b>	<b>Long</b>	<b>Avg/G</b>
Marcus Lattimore	6	18	133	7.4	0	24	22.2
Bruce Ellington	6	13	227	17.5	1	43	37.8
Ace Sanders	6	12	110	9.2	3	25	18.3
Damiere Byrd	6	10	288	28.8	2	94	48.0
Rory Anderson	6	8	157	19.6	4	51	26.2
Justice Cunningham	6	7	71	10.1	0	20	11.8
D.L. Moore	6	3	107	35.7	2	62	17.8
Nick Jones	6	3	55	18.3	0	36	9.2
Shaq Roland	5	3	55	18.3	1	30	11.0
Kenny Miles	6	3	44	14.7	0	23	7.3
Qua Gilchrist	6	2	19	9.5	0	10	3.2
K.J. Brent	6	2	14	7.0	0	11	2.3
Jerell Adams	4	1	33	33.0	0	33	8.2
DeAngelo Smith	5	1	30	30.0	1	30	6.0
Blair Lowery	1	1	5	5.0	0	5	5.0
<b>Total.....</b>	<b>6</b>	<b>87</b>	<b>1348</b>	<b>15.5</b>	<b>14</b>	<b>94</b>	<b>224.7</b>
<b>Opponents.....</b>	<b>6</b>	<b>105</b>	<b>1165</b>	<b>11.1</b>	<b>3</b>	<b>78</b>	<b>194.2</b>

<b>PUNT RETURNS</b>	<b>No.</b>	<b>Yds</b>	<b>Avg</b>	<b>TD</b>	<b>Long</b>
Ace Sanders	17	263	15.5	1	70
Victor Hampton	1	12	12.0	0	12
<b>Total.....</b>	<b>18</b>	<b>275</b>	<b>15.3</b>	<b>1</b>	<b>70</b>
<b>Opponents.....</b>	<b>4</b>	<b>20</b>	<b>5.0</b>	<b>0</b>	<b>15</b>

<b>INTERCEPTIONS</b>	<b>No.</b>	<b>Yds</b>	<b>Avg</b>	<b>TD</b>	<b>Long</b>
DeVontye Holloman	2	25	12.5	0	25
Shaq Wilson	2	37	18.5	0	37
D.J. Swearinger	1	3	3.0	0	3
Brison Williams	1	0	0.0	0	0
Gerald Dixon Jr	1	3	3.0	0	3
Jimmy Legree	1	34	34.0	1	34
<b>Total.....</b>	<b>8</b>	<b>102</b>	<b>12.8</b>	<b>1</b>	<b>37</b>
<b>Opponents.....</b>	<b>2</b>	<b>17</b>	<b>8.5</b>	<b>0</b>	<b>17</b>

<b>KICKOFF RETURNS</b>	<b>No.</b>	<b>Yds</b>	<b>Avg</b>	<b>TD</b>	<b>Long</b>
Bruce Ellington	3	97	32.3	0	50
Damiere Byrd	1	8	8.0	0	8
<b>Total.....</b>	<b>4</b>	<b>105</b>	<b>26.2</b>	<b>0</b>	<b>50</b>
<b>Opponents.....</b>	<b>18</b>	<b>429</b>	<b>23.8</b>	<b>0</b>	<b>53</b>

## South Carolina 2012 Statistics

FUMBLE RETURNS	No.	Yds	Avg	TD	Long
D.J. Swearinger	1	65	65.0	1	65
<b>Total.....</b>	<b>1</b>	<b>65</b>	<b>65.0</b>	<b>1</b>	<b>65</b>
<b>Opponents.....</b>	<b>2</b>	<b>8</b>	<b>4.0</b>	<b>0</b>	<b>8</b>

PUNTING	No.	Yds	Avg	Long	TB	FC	I20	Blkd
Tyler Hull	23	892	38.8	55	3	11	6	0
TEAM	1	0	0.0	0	0	0	0	0
Patrick Fish	1	24	24.0	24	0	0	0	0
<b>Total.....</b>	<b>25</b>	<b>916</b>	<b>36.6</b>	<b>55</b>	<b>3</b>	<b>11</b>	<b>6</b>	<b>1</b>
<b>Opponents.....</b>	<b>36</b>	<b>1511</b>	<b>42.0</b>	<b>57</b>	<b>2</b>	<b>10</b>	<b>6</b>	<b>0</b>

KICKOFFS	No.	Yds	Avg	TB	OB	Retn	Net	YdLn
Adam Yates	26	1648	63.4	15	3			
Landon Ard	13	809	62.2	3	0			
<b>Total.....</b>	<b>39</b>	<b>2457</b>	<b>63.0</b>	<b>18</b>	<b>3</b>	<b>429</b>	<b>40.5</b>	<b>24</b>
<b>Opponents.....</b>	<b>18</b>	<b>1166</b>	<b>64.8</b>	<b>14</b>	<b>0</b>	<b>105</b>	<b>39.5</b>	<b>25</b>

SCORING	TD	FGs	----- PATs -----					DXP	Saf	Pts
			Kick	Rush	Rcv	Pass				
Marcus Lattimore	9	0-0	0-0	0-0	0	0-0	0	0	54	
Adam Yates	0	3-5	27-27	0-0	0	0-0	0	0	36	
Rory Anderson	4	0-0	0-0	0-0	0	0-0	0	0	24	
Ace Sanders	4	0-0	0-0	0-0	0	0-0	0	0	24	
D.L. Moore	2	0-0	0-0	0-0	0	0-0	0	0	12	
Damiere Byrd	2	0-0	0-0	0-0	0	0-0	0	0	12	
DeAngelo Smith	1	0-0	0-0	0-0	0	0-0	0	0	6	
Mike Davis	1	0-0	0-0	0-0	0	0-0	0	0	6	
Bruce Ellington	1	0-0	0-0	0-0	0	0-0	0	0	6	
Dylan Thompson	1	0-0	0-0	0-0	0	0-0	0	0	6	
Connor Shaw	1	0-0	0-0	0-0	0	0-0	0	0	6	
Kenny Miles	1	0-0	0-0	0-0	0	0-0	0	0	6	
Shaq Roland	1	0-0	0-0	0-0	0	0-0	0	0	6	
Jimmy Legree	1	0-0	0-0	0-0	0	0-0	0	0	6	
D.J. Swearinger	1	0-0	0-0	0-0	0	0-0	0	0	6	
Landon Ard	0	0-0	2-2	0-0	0	0-0	0	0	2	
Seth Strickland	0	0-0	0-0	0-0	0	0-1	0	0	0	
<b>Total.....</b>	<b>30</b>	<b>3-5</b>	<b>29-29</b>	<b>0-0</b>	<b>0</b>	<b>0-1</b>	<b>0</b>	<b>0</b>	<b>218</b>	
<b>Opponents.....</b>	<b>6</b>	<b>7-9</b>	<b>6-6</b>	<b>0-0</b>	<b>0</b>	<b>0-0</b>	<b>0</b>	<b>0</b>	<b>63</b>	

FIELD GOALS	M-A	Pct	01-19	20-29	30-39	40-49	50+	Lg	Blk
Adam Yates	3-5	60.0	0-0	1-1	2-4	0-0	0-0	38	1

FG SEQUENCE	SC	OPPONENTS
Vanderbilt	(20)	(25),(44),51
East Carolina	-	46,(23)
UAB	36	(33),(46)
Missouri	(38)	(22)
Kentucky	(31)	(22)
Georgia	33	-

Numbers in (parentheses) indicate field goal was made.

TOTAL OFFENSE	G	Plays	Rush	Pass	Total	Avg/G
Connor Shaw	5	138	281	733	1014	202.8
Marcus Lattimore	6	116	549	0	549	91.5
Dylan Thompson	6	69	10	510	520	86.7
Mike Davis	6	13	117	0	117	19.5
Kenny Miles	6	27	100	0	100	16.7
Seth Strickland	6	6	9	89	98	16.3
Ace Sanders	6	2	1	16	17	2.8
Bruce Ellington	6	1	16	0	16	2.7
Andrew Clifford	1	2	11	0	11	11.0
Joshua Blue	2	2	10	0	10	5.0
Blair Lowery	1	1	6	0	6	6.0
Damiere Byrd	6	3	3	0	3	0.5
TEAM	2	4	-24	0	-24	-12.0
<b>Total.....</b>	<b>6</b>	<b>384</b>	<b>1089</b>	<b>1348</b>	<b>2437</b>	<b>406.2</b>
<b>Opponents.....</b>	<b>6</b>	<b>397</b>	<b>503</b>	<b>1165</b>	<b>1668</b>	<b>278.0</b>

ALL PURPOSE	G	Rush	Rec	PR	KOR	IR	Tot	Avg.
Marcus Lattimore	6	549	133	0	0	0	682	113.7
Ace Sanders	6	1	110	263	0	0	374	62.3
Bruce Ellington	6	16	227	0	97	0	340	56.7
Damiere Byrd	6	3	288	0	8	0	299	49.8
Connor Shaw	5	281	0	0	0	0	281	56.2
Rory Anderson	6	0	157	0	0	0	157	26.2
Kenny Miles	6	100	44	0	0	0	144	24.0
Mike Davis	6	117	0	0	0	0	117	19.5
D.L. Moore	6	0	107	0	0	0	107	17.8
Justice Cunningham	6	0	71	0	0	0	71	11.8
Shaq Roland	5	0	55	0	0	0	55	11.0
Nick Jones	6	0	55	0	0	0	55	9.2
Shaq Wilson	6	0	0	0	0	37	37	6.2
Jimmy Legree	6	0	0	0	0	34	34	5.7
Jerell Adams	4	0	33	0	0	0	33	8.2
DeAngelo Smith	5	0	30	0	0	0	30	6.0
DeVonte Holloman	6	0	0	0	0	25	25	4.2
Qua Gilchrist	6	0	19	0	0	0	19	3.2
K.J. Brent	6	0	14	0	0	0	14	2.3
Victor Hampton	6	0	0	12	0	0	12	2.0
Andrew Clifford	1	11	0	0	0	0	11	11.0
Blair Lowery	1	6	5	0	0	0	11	11.0
Joshua Blue	2	10	0	0	0	0	10	5.0
Dylan Thompson	6	10	0	0	0	0	10	1.7
Seth Strickland	6	9	0	0	0	0	9	1.5
Gerald Dixon Jr	6	0	0	0	0	3	3	0.5
D.J. Swearinger	5	0	0	0	0	3	3	0.6
TEAM	2	-24	0	0	0	0	-24	-12.0
<b>Total.....</b>	<b>6</b>	<b>1089</b>	<b>1348</b>	<b>275</b>	<b>105</b>	<b>102</b>	<b>2919</b>	<b>486.5</b>
<b>Opponents.....</b>	<b>6</b>	<b>503</b>	<b>1165</b>	<b>20</b>	<b>429</b>	<b>17</b>	<b>2134</b>	<b>355.7</b>

## South Carolina 2012 Defensive Statistics

No.	DEFENSIVE LEADERS	GP	-----Tackles-----			Sacks		---Pass Def---			--Fumbles--		Blkd	
			Solo	Ast	Total	TFL/Yds	No-Yards	Int-Yds	BrUp	QBH	Rcv-Yds	FF	Kick	Saf
54	Shaq Wilson	6	14	16	30	1.0-3	.	2-37	1	2	.	.	.	.
24	Quin Smith	6	18	12	30	2.5-10	1.0-8	.	.	.	.	.	.	.
12	Brison Williams	6	23	5	28	1.0-2	1.0-2	1-0	3	.	.	.	.	.
15	Jimmy Legree	6	18	8	26	1.0-2	.	1-34	5	.	.	.	.	.
7	Jadeveon Clowney	6	17	8	25	11.5-51	6.5-35	.	.	2	.	.	.	.
99	Kelcy Quarles	6	14	9	23	5.0-20	2.5-17	.	.	1	.	.	.	.
47	Reginald Bowers	6	18	5	23	1.0-13	1.0-13	.	1	.	1-0	2	.	.
21	DeVonte Holloman	6	15	7	22	4.0-8	1.0-3	2-25	2	.	.	.	.	.
98	Devin Taylor	6	11	5	16	4.0-13	1.5-10	.	3	2	1-0	.	.	.
36	D.J. Swearinger	5	12	4	16	0.5-1	.	1-3	5	.	1-65	.	.	.
57	Aldrick Fordham	6	7	7	14	3.5-12	3.5-12	.	.	1	.	1	.	.
20	T.J. Gurley	6	8	5	13	.	.	.	.	.	.	.	.	.
27	Victor Hampton	6	7	6	13	.	.	.	4	.	.	.	.	.
70	Byron Jerideau	6	11	2	13	2.0-9	2.0-9	.	.	1	.	.	.	.
33	Damario Jeffery	6	7	5	12	2.5-8	.	.	1	1	.	.	.	.
90	Chaz Sutton	6	11	1	12	5.0-38	4.0-35	.	.	.	.	2	.	.
4	Ahmad Christian	6	7	1	8	.	.	.	1	.	.	.	.	.
3	Akeem Auguste	2	3	3	6	.	.	.	.	.	.	.	.	.
97	J.T. Surratt	3	5	.	5	2.0-2	.	.	.	1	.	.	.	.
3	Damiere Byrd	6	5	.	5	.	.	.	.	.	.	.	.	.
42	Jordan Diggs	2	4	1	5	1.0-2	.	.	.	.	.	.	.	.
92	Gerald Dixon Jr	6	2	2	4	.	.	1-3	1	.	.	.	.	.
31	Kenny Miles	6	3	1	4	.	.	.	.	.	.	.	.	.
8	Darius English	2	2	1	3	0.5-2	.	.	.	.	.	.	.	.
52	Phillip Dukes	3	3	.	3	.	.	.	.	.	.	.	.	.
25	Kadatrix Marcus	6	1	1	2	.	.	.	.	.	.	.	.	.
9	Sharrod Golightly	3	2	.	2	.	.	.	.	.	.	.	.	.
44	Gerald Dixon	3	2	.	2	1.0-4	1.0-4	.	.	.	.	.	.	.
23	Bruce Ellington	6	1	.	1	.	.	.	.	.	.	.	.	.
41	Connor McLaurin	6	1	.	1	.	.	.	.	.	.	.	.	.
91	Walker Inabinet	6	1	.	1	.	.	.	.	.	.	.	.	.
18	Cedrick Cooper	5	1	.	1	.	.	.	.	.	.	.	.	.
22	Kaiwan Lewis	4	1	.	1	.	.	.	.	.	.	.	.	.
30	Sidney Rhodes	5	.	1	1	.	.	.	.	.	.	.	.	.
53	Corey Robinson	5	1	.	1	.	.	.	.	.	.	.	.	.
<b>Total.....</b>		<b>6</b>	<b>256</b>	<b>116</b>	<b>372</b>	<b>49-200</b>	<b>25-148</b>	<b>8-102</b>	<b>27</b>	<b>11</b>	<b>3-65</b>	<b>5</b>	.	.
<b>Opponents.....</b>		<b>6</b>	<b>250</b>	<b>138</b>	<b>388</b>	<b>28.0-116</b>	<b>14-96</b>	<b>2-17</b>	<b>15</b>	<b>2</b>	<b>6-8</b>	<b>5</b>	<b>2</b>	.

## South Carolina 2012 Game-by-Game Tackles

PLAYER	UA-A	TOT	VANDY	ECU	UAB	MIZZ	UK	UGA	LSU	FLA	TENN	ARK	WOFF	CLEM
Quin Smith	18-12	30	-	5-0	3-2	6-4	2-4	2-2						
Shaq Wilson	14-16	30	2-6	2-0	5-3	3-4	-	2-3						
Brison Williams	23-5	28	3-1	3-0	5-0	1-0	4-4	7-0						
Jimmy Legree	18-8	26	6-1	3-2	3-0	2-3	3-1	1-1						
Jadeveon Clowney	17-8	25	2-2	2-0	4-3	2-2	3-1	4-0						
Kelcy Quarles	14-9	23	4-4	2-0	2-0	4-0	1-2	1-3						
Reginald Bowens	18-5	23	4-2	2-0	3-0	5-1	2-0	2-2						
DeVonte Holloman	15-7	22	1-1	1-0	2-1	3-4	6-0	2-1						
D.J. Swearinger	12-4	16	3-1	3-0	3-0	DNP	1-1	2-2						
Devin Taylor	11-5	16	2-1	2-1	3-0	0-1	2-1	2-1						
Aldrick Fordham	7-7	14	1-2	1-1	1-2	1-1	3-1	-						
Byron Jerideau	11-2	13	0-1	3-0	4-0	1-1	1-0	2-0						
T.J. Gurley	8-5	13	0-1	4-1	-	2-0	1-3	1-0						
Victor Hampton	7-6	13	0-2	2-1	1-0	0-2	3-1	1-0						
Damario Jeffery	7-5	12	1-1	3-0	2-2	1-1	0-1	-						
Chaz Sutton	11-1	12	1-0	3-0	1-1	3-0	2-0	1-0						
Ahmad Christian	7-1	8	-	3-0	3-0	1-0	0-1	-						
Akeem Auguste	3-3	6	DNP	DNP	DNP	DNP	2-2	1-1						
Jordan Diggs	4-1	5	DNP	2-0	2-1	DNP	DNP	DNP						
Damiere Byrd	5-0	5	1-0	-	2-0	1-0	-	1-0						
J.T. Surratt	5-0	5	DNP	DNP	DNP	-	2-0	3-0						
Kenny Miles	3-1	4	0-1	2-0	-	-	1-0	-						
Gerald Dixon Jr	2-2	4	0-1	1-0	-	1-0	0-1	-						
Darius English	2-1	3	DNP	-	2-1	DNP	DNP	DNP						
Phillip Dukes	3-0	3	-	2-0	1-0	DNP	DNP	DNP						
Gerald Dixon	2-0	2	DNP	2-0	-	DNP	-	DNP						
Sharrod Golightly	2-0	2	DNP	DNP	DNP	-	-	2-0						
Kadatrix Marcus	1-1	2	-	-	-	-	1-1	-						
Kaiwan Lewis	1-0	1	DNP	-	1-0	-	DNP	-						
Walker Inabinet	1-0	1	-	-	1-0	-	-	-						
Connor McLaurin	1-0	1	-	1-0	-	-	-	-						
Cedrick Cooper	1-0	1	DNP	1-0	-	-	-	-						
Bruce Ellington	1-0	1	1-0	-	-	-	-	-						
Sidney Rhodes	0-1	1	DNP	-	-	-	0-1	-						
Corey Robinson	1-0	1	DNP	-	-	1-0	-	-						



# South Carolina 2012 Individual Game-by-Game Statistics

## Individual Rushing

(Att-Yds/Td)

PLAYER	TOT	VANDY	ECU	UAB	MIZZOU	UK	UGA	LSU	FLA	TENN	ARK	WOFF	CLEM
Marcus Lattimore	116-549/9	23-110/2	13-40/1	12-85/1	21-85/2	23-120/2	24-109/1						
Connor Shaw	64-281/1	14-92/0	DNP	5--6/0	12-41/0	19-76/0	14-78/1						
Mike Davis	13-117/1	1-4/0	2-10/0	4-84/1	1-6/0	2-9/0	3-4/0						
Kenny Miles	27-100/1	1-3/0	5-30/0	5-1/0	4-9/0	2-18/1	10-39/0						
Bruce Ellington	1-16/0	-	1-16/0	-	-	-	-						
Andrew Clifford	1-11/0	DNP	DNP	1-11/0	DNP	DNP	DNP						
Joshua Blue	2-10/0	DNP	1-9/0	1-1/0	DNP	DNP	DNP						
Dylan Thompson	16-10/1	5--4/0	9-17/0	2--3/1	-	-	-						
Seth Strickland	1-9/0	-	1-9/0	-	-	-	-						
Blair Lowery	1-6/0	DNP	DNP	1-6/0	DNP	DNP	DNP						
Damiere Byrd	3-3/0	-	2-0/0	-	1-3/0	-	-						
Ace Sanders	1-1/0	-	-	-	-	1-1/0	-						
TEAM	4--24/0	3-0/0	DNP	DNP	DNP	1--24/0	DNP						

## Individual Passing

(Cmp-Att-Int-Yds-TD)

	CLIFFORD	SANDERS	C. SHAW	STRICKLAND	THOMPSON
Vanderbilt	DNP	-	7-11-1-67-0	0-1-0-0-0	0-3-0-0-0
East Carolina	DNP	1-1-0-16-1	DNP	1-2-0-51-1	21-37-0-330-3
UAB	0-1-0-0-0	-	8-14-1-107-1	2-2-0-38-0	5-10-0-177-2
Missouri	DNP	-	20-21-0-249-2	-	1-2-0-3-0
Kentucky	DNP	-	15-18-0-148-2	-	0-1-0-0-0
Georgia	DNP	-	6-10-0-162-2	-	-
LSU					
Florida					
Tennessee					
Arkansas					
Wofford					
Clemson					

## Individual Receiving

(Rec-Yds/Td)

PLAYER	TOT	VANDY	ECU	UAB	MIZZOU	UK	UGA	LSU	FLA	TENN	ARK	WOFF	CLEM
Damiere Byrd	10-288/2	1-13/0	2-81/0	1-94/1	3-26/0	2-32/1	1-42/0						
Bruce Ellington	13-227/1	-	4-63/0	5-98/0	1-17/0	2-29/0	1-20/1						
Rory Anderson	8-157/4	-	4-90/2	1-3/0	1-13/1	1-37/0	1-14/1						
Marcus Lattimore	18-133/0	3-21/0	2-8/0	1-4/0	7-60/0	3-16/0	2-24/0						
Ace Sanders	12-110/3	2-13/0	1-4/0	4-55/1	1-23/1	4-15/1	-						
D.L. Moore	3-107/2	-	2-45/2	-	-	-	1-62/0						
J. Cunningham	7-71/0	1-20/0	-	-	4-41/0	2-10/0	-						
Shaq Roland	3-55/1	DNP	2-25/0	1-30/1	-	-	-						
Nick Jones	3-55/0	-	2-19/0	-	1-36/0	-	-						
Kenny Miles	3-44/0	-	1-18/0	-	2-26/0	-	-						
Jerell Adams	1-33/0	-	-	1-33/0	DNP	DNP	-						
DeAngelo Smith	1-30/1	DNP	1-30/1	-	-	-	-						
Qua Gilchrist	2-19/0	-	-	-	1-10/0	1-9/0	-						
K.J. Brent	2-14/0	-	2-14/0	-	-	-	-						
Blair Lowery	1-5/0	DNP	DNP	1-5/0	DNP	DNP	DNP						

## Game-by-Game Leaders

Opponent	Rushing	Passing	Receiving (No.)	Receiving (Yds.)	Tackles
Vanderbilt	Lattimore 23-110/2	C. Shaw 7-11-1-67-0	Lattimore 3-21/0	Lattimore 3-21/0	Quarles 4-4-8; Wilson 2-6-8
East Carolina	Lattimore 13-40/1	Thompson 21-37-0-330-3	Anderson 4-90/2; Ellington 4-63-0	Anderson 4-90/2	Smith 5-0-5; Gurley 4-1-5; Legree 3-2-5
UAB	Lattimore 12-85/1	Thompson 5-10-0-177-2	Ellington 5-98/0	Ellington 5-98/0	Wilson 5-3-8
Missouri	Lattimore 21-85/2	C. Shaw 20-21-0-249-2	Lattimore 7-60/0	Lattimore 7-60/0	Smith 6-4-10
Kentucky	Lattimore 23-120/2	C. Shaw 15-18-0-148-2	Sanders 4-15/1	Anderson 1-37/0	Williams 4-4-8
Georgia	Lattimore 24-109/1	C. Shaw 6-10-0-162-2	Lattimore 2-24/0	Moore 1-62/0	Williams 7-0-7
LSU					
Florida					
Tennessee					
Arkansas					
Wofford					
Clemson					

## 2012 Game Highs

### South Carolina Team Game Highs

Rushes	51	vs Georgia (Oct 06, 2012)
Yards Rushing	230	vs Georgia (Oct 06, 2012)
Yards Per Rush	5.8	vs UAB (Sep 15, 2012)
TD Rushes	3	vs UAB (Sep 15, 2012) at Kentucky (Sep 29, 2012)
Pass attempts	40	vs East Carolina (Sep 08, 2012)
Pass completions	23	vs East Carolina (Sep 08, 2012)
Yards Passing	397	vs East Carolina (Sep 08, 2012)
Yards Per Pass	16.2	vs Georgia (Oct 06, 2012)
TD Passes	5	vs East Carolina (Sep 08, 2012)
Total Plays	74	vs East Carolina (Sep 08, 2012)
Total Offense	528	vs East Carolina (Sep 08, 2012)
Yards Per Play	8.6	vs UAB (Sep 15, 2012)
Points	49	vs UAB (Sep 15, 2012)
Sacks By	8	at Kentucky (Sep 29, 2012)
First Downs	25	vs East Carolina (Sep 08, 2012)
Penalties	6	at Vanderbilt (Aug 30, 2012) vs UAB (Sep 15, 2012)
Penalty Yards	69	vs UAB (Sep 15, 2012)
Turnovers	2	at Vanderbilt (Aug 30, 2012) vs UAB (Sep 15, 2012) vs Missouri (Sep 22, 2012)
Interceptions By	4	vs East Carolina (Sep 08, 2012)
Punts	6	at Vanderbilt (Aug 30, 2012)
Punting Avg	41.3	vs Missouri (Sep 22, 2012)
Long Punt	55	vs Missouri (Sep 22, 2012)
Punts inside 20	2	vs East Carolina (Sep 08, 2012) vs Georgia (Oct 06, 2012)
Long Punt Return	70	vs Georgia (Oct 06, 2012)

### South Carolina Individual Game Highs

Rushes	24	Marcus Lattimore vs Georgia (Oct 06, 2012)
Yards Rushing	120	Marcus Lattimore at Kentucky (Sep 29, 2012)
TD Rushes	2	Marcus Lattimore, 3 times
Long Rush	50	Mike Davis vs UAB (Sep 15, 2012)
Pass attempts	37	Dylan Thompson vs East Carolina (Sep 08, 2012)
Pass completions	21	Dylan Thompson vs East Carolina (Sep 08, 2012)
Yards Passing	330	Dylan Thompson vs East Carolina (Sep 08, 2012)
TD Passes	3	Dylan Thompson vs East Carolina (Sep 08, 2012)
Long Pass	94	Dylan Thompson vs UAB (Sep 15, 2012)
Receptions	7	M. Lattimore vs Missouri (Sep 29, 2012)
Yards Receiving	98	Bruce Ellington vs UAB (Sep 15, 2012)
TD Receptions	2	D.L. Moore vs East Carolina (Sep 08, 2012) Rory Anderson vs East Carolina (Sep 08, 2012)
Long Reception	94	Damiere Byrd vs UAB (Sep 15, 2012)
Field Goals	1	Adam Yates, 3 times
Long Field Goal	38	Adam Yates vs Missouri (Sep 29, 2012)
Punts	6	Tyler Hull at Vanderbilt (Aug 30, 2012)
Punting Avg	41.3	Tyler Hull vs Missouri (Sep 29, 2012)
Long Punt	55	Tyler Hull vs Missouri (Sep 29, 2012)
Punts inside 20	2	Tyler Hull vs East Carolina (Sep 08, 2012) Tyler Hull vs Georgia (Oct 06, 2012)
Long Punt Return	70	Ace Sanders vs Georgia (Oct 6, 2012)
Long Kickoff Return	50	Bruce Ellington vs Missouri (Sep 29, 2012)
Tackles	10	Quin Smith vs Missouri (Sep 29, 2012)
Sacks	2.0	Jadeveon Clowney vs UAB (Sep 15, 2012) Aldrick Fordham at Kentucky (Sep 29, 2012)
Tackles For Loss	3.5	Jadeveon Clowney vs UAB (Sep 15, 2012)
Interceptions	1	8 times

### Opponent Team Game Highs

Rushes	42	vs UAB (Sep 15, 2012)
Yards Rushing	120	at Kentucky (Sep 29, 2012)
Yards Per Rush	3.4	vs Missouri (Sep 22, 2012)
TD Rushes	2	at Kentucky (Sep 29, 2012)
Pass attempts	47	vs East Carolina (Sep 08, 2012)
Pass completions	30	vs East Carolina (Sep 08, 2012)
Yards Passing	333	vs East Carolina (Sep 08, 2012)
Yards Per Pass	9.3	at Vanderbilt (Aug 30, 2012)
TD Passes	1	3 teams tied
Total Plays	79	vs UAB (Sep 15, 2012)
Total Offense	403	vs East Carolina (Sep 08, 2012)
Yards Per Play	5.7	vs East Carolina (Sep 08, 2012)
Points	17	at Kentucky (Sep 29, 2012)
Sacks By	3	4 teams tied
First Downs	20	vs UAB (Sep 15, 2012)
Penalties	6	vs UAB (Sep 15, 2012) vs Georgia (Oct 06, 2012)
Penalty Yards	63	vs UAB (Sep 15, 2012)
Turnovers	5	vs East Carolina (Sep 08, 2012)
Interceptions By	1	at Vanderbilt (Aug 30, 2012) vs UAB (Sep 15, 2012)
Punts	7	3 teams tied
Punting Avg	46.7	vs Missouri (Sep 22, 2012)
Long Punt	57	vs Missouri (Sep 22, 2012)
Punts inside 20	2	at Vanderbilt (Aug 30, 2012) vs Georgia (Oct 06, 2012)
Long Punt Return	15	at Vanderbilt (Aug 30, 2012)

### Opponent Individual Game Highs

Rushes	16	Jalen Whitlow, at Kentucky (Sep 29, 2012)
Yards Rushing	67	Kendi Lawrence, vs Missouri (Sep 29, 2012)
TD Rushes	1	3 players tied
Long Rush	28	Kendi Lawrence, vs Missouri (Sep 29, 2012)
Pass attempts	34	Jonathan Perry, vs UAB (Sep 15, 2012)
Pass completions	18	Rio Johnson, vs East Carolina (Sep 08, 2012)
Yards Passing	219	Jonathan Perry, vs UAB (Sep 15, 2012)
TD Passes	1	3 players tied
Long Pass	78	Jordan Rodgers, at Vanderbilt (Aug 30, 2012)
Receptions	8	3 players tied
Yards Receiving	147	Jordan Matthews, at Vanderbilt (Aug 30, 2012)
TD Receptions	1	3 players tied
Long Reception	78	Jordan Matthews, at Vanderbilt (Aug 30, 2012)
Field Goals	2	Carey Spear, at Vanderbilt (Aug 30, 2012)
Long Field Goal	46	Ty Long, vs UAB (Sep 15, 2012)
Punts	7	3 players tied
Punting Avg	46.7	Trey Barrow, vs Missouri (Sep 29, 2012)
Long Punt	57	Trey Barrow, vs Missouri (Sep 29, 2012)
Punting Avg	46.4	Trent Tignor, vs East Carolina (Sep 08, 2012)
Long Punt	55	Hunter Mullins, vs UAB (Sep 15, 2012)
Punts inside 20	2	Richard Kent, at Vanderbilt (Aug 30, 2012) Collin Barber, vs Georgia (Oct 06, 2012)
Long Punt Return	15	Zac Stacy, at Vanderbilt (Aug 30, 2012)
Long Kickoff Return	53	Jacki Williams, vs UAB (Sep 15, 2012)
Tackles	14	Will Ebner, vs Missouri (Sep 29, 2012)
Sacks	2.0	Chris Rabb, vs UAB (Sep 15, 2012)
Tackles For Loss	2.0	Derrel Johnson, vs East Carolina (Sep 08, 2012)
Interceptions	1	Kenny Ladler, at Vanderbilt (Aug 30, 2012) Jake Ganus, vs UAB (Sep 15, 2012)

## 2012 Explosive Plays

### Running Plays - 15 Yards or Longer

Yds	Rusher	Opponent	Qtr	Play Result	Drive Result
20	C. Shaw	Vanderbilt	1	1st Down	TD
29	Lattimore	Vanderbilt	1	1st Down/TD	TD
23	Lattimore	Vanderbilt	4	1st Down	Punt
16	Ellington	East Carolina	1	1st Down	TD
17	Thompson	East Carolina	4	Fumble	Fumble
43	Lattimore	UAB	3	1st Down	Punt
20	Davis	UAB	4	1st Down	TD
50	Davis	UAB	4	1st Down	Missed FG
21	Lattimore	Missouri	1	1st Down	Punt
17	Miles	Kentucky	3	1st Down/TD	TD
23	Lattimore	Kentucky	4	1st Down	TD
15	C. Shaw	Georgia	1	1st Down	Punt
19	Lattimore	Georgia	3	1st Down	Blocked FG

### Passing Plays - 20 Yards or Longer

Yds	Connection	Opponent	Qtr	Play Result	Drive Result
20	Shaw-Cunningham	Vanderbilt	4	1st Down	TD
53	Thompson-Byrd	East Carolina	1	1st Down	TD
22	Thompson-Ellington	East Carolina	1	1st Down	TD
30	Thompson-Smith	East Carolina	2	1st Down/TD	TD
29	Thompson-Moore	East Carolina	3	1st Down/TD	TD
28	Thompson-Byrd	East Carolina	3	1st Down	TD
51	Thompson-Anderson	East Carolina	4	1st Down/TD	TD
25	C. Shaw-Sanders	UAB	2	1st Down	TD
20	C. Shaw-Ellington	UAB	2	1st Down	TD
43	Thompson-Ellington	UAB	3	1st Down	TD
94	Thompson-Byrd	UAB	3	1st Down/TD	TD
30	Thompson-Roland	UAB	4	1st Down/TD	TD
33	Strickland-Adams	UAB	4	1st Down	TD
36	C. Shaw-Jones	Missouri	2	1st Down	TD
23	C. Shaw-Sanders	Missouri	2	1st Down/TD	TD
24	C. Shaw-Lattimore	Missouri	3	1st Down	Fumble
23	C. Shaw-Miles	Missouri	3	1st Down	Fumble
20	C. Shaw-Ellington	Kentucky	1	1st Down	Downs
37	C. Shaw-Anderson	Kentucky	2	1st Down	TD
30	C. Shaw-Byrd	Kentucky	3	1st Down/TD	TD
42	C. Shaw-Byrd	Georgia	1	1st Down	TD
20	C. Shaw-Ellington	Georgia	1	1st Down/TD	TD
62	C. Shaw-Moore	Georgia	3	1st Down	TD

### Kick Returns - 30 Yards or Longer

Yds	Returner	Opponent	Qtr	Drive Result
50	Ellington	Missouri	2	TD

### Punt Returns - 20 Yards or Longer

Yds	Returner	Opponent	Qtr	Drive Result
28	Sanders	East Carolina	3	Punt
35	Sanders	UAB	4	TD
49	Sanders	Missouri	2	TD
27	Sanders	Missouri	2	Punt
70	Sanders	Georgia	1	TD

### INT/Fumble Returns - 20 Yards or Longer

Yds	Returner	Opponent	Qtr	Play	Drive Result
37	Wilson	Vanderbilt	1	Interception	TD
34	Legree	East Carolina	3	Interception	TD
65	Swearinger	UAB	1	Fumble	TD
25	Holloman	Kentucky	4	Interception	TD

### Special Teams/Defensive Scores

Yds	Returner	Opponent	Qtr	Play
34	Legree	East Carolina	3	Interception Return
65	Swearinger	UAB	1	Fumble Return
70	Sanders	Georgia	1	Punt Return

## 2012 Scoring Drives

### South Carolina

<b>Vanderbilt</b>	Quarter	Plays	Yards	TOP	Result
Lattimore 29-yard run	1	2	49	0:21	TD
Yates 20-yard field goal	2	14	66	6:38	FG
Lattimore 1-yard run	4	9	66	4:39	TD

<b>East Carolina</b>	Quarter	Plays	Yards	TOP	Result
Lattimore 6-yard run	1	5	75	1:13	TD
Anderson 7-yard pass from Thompson	1	5	71	1:54	TD
Smith 30-yard pass from Thompson	2	10	70	4:13	TD
Moore 29-yard pass from Thompson	3	3	29	0:32	TD
Moore 16-yard pass from Sanders	4	7	75	2:50	TD
Anderson 51-yard pass from Strickland	4	6	79	2:15	TD

<b>UAB</b>	Quarter	Plays	Yards	TOP	Result
Sanders 16-yard pass from C. Shaw	2	9	64	3:34	TD
Lattimore 2-yard run	2	5	37	0:36	TD
Thompson 6-yard run	3	8	75	2:03	TD
Byrd 94-yard pass from Thompson	3	3	95	1:24	TD
Roland 30-yard pass from Thompson	4	1	30	0:08	TD
Davis 3-yard run	4	3	56	0:58	TD

<b>Missouri</b>	Quarter	Plays	Yards	TOP	Result
Lattimore 2-yard run	2	2	4	0:38	TD
Lattimore 2-yard run	2	2	37	0:32	TD
Sanders 23-yard pass from C. Shaw	2	4	50	0:56	TD
Anderson 13-yard pass from C. Shaw	3	10	47	5:03	TD
Yates 38-yard field goal	4	12	48	6:49	FG

<b>Kentucky</b>	Quarter	Plays	Yards	TOP	Result
Sanders 3-yard pass from C. Shaw	2	6	64	2:36	TD
Byrd 30-yard pass from C. Shaw	3	6	73	2:36	TD
Miles 17-yard run	3	8	57	3:30	TD
Lattimore 3-yard run	4	14	81	7:12	TD
Lattimore 4-yard run	4	2	12	0:47	TD
Yates 31-yard field goal	4	4	9	1:24	FG

<b>Georgia</b>	Quarter	Plays	Yards	TOP	Result
Ellington 20-yard pass from C. Shaw	1	5	76	2:32	TD
Anderson 14-yard pass from C. Shaw	1	11	69	4:46	TD
Lattimore 1-yard run	3	4	63	2:02	TD
C. Shaw 7-yard run	4	14	89	9:28	TD

### Opponents

<b>Vanderbilt</b>	Quarter	Plays	Yards	TOP	Result
Matthews 78-yard pass from Rodgers	2	2	76	1:01	TD
Spear 25-yard field goal	2	5	38	2:06	FG
Spear 44-yard field goal	3	10	27	3:43	FG

<b>East Carolina</b>	Quarter	Plays	Yards	TOP	Result
Harvey 23-yard field goal	3	14	73	6:57	FG
Hardy 34-yard pass from Carden	4	10	82	4:50	TD

<b>UAB</b>	Quarter	Plays	Yards	TOP	Result
Long 33-yard field goal	1	5	19	2:19	FG
Long 46-yard field goal	2	8	29	3:50	FG

<b>Missouri</b>	Quarter	Plays	Yards	TOP	Result
Baggett 22-yard field goal	2	12	76	4:42	FG
Lucas 1-yard pass from Berkstresser	4	11	75	4:28	TD

<b>Kentucky</b>	Quarter	Plays	Yards	TOP	Result
McIntosh 22-yard field goal	1	16	94	6:24	FG
Whitlow 8-yard run	2	8	67	3:48	TD
Sanders 10-yard run	2	5	37	1:41	TD

<b>Georgia</b>	Quarter	Plays	Yards	TOP	Result
Malcome 3-yard run	4	12	75	4:22	TD

## The Last Time It Happened

### The Last Time South Carolina...

**SHUT OUT AN OPPONENT:**

34-0, vs. NC State (8/2/08)

**WAS SHUT OUT:**

18-0, vs. Georgia (9/9/06)

**SCORED BETWEEN 50-59 POINTS:**

54, vs. Kentucky (10/8/11)

**ALLOWED BETWEEN 50-59 POINTS:**

56, vs. Auburn (12/4/10)

**SCORED BETWEEN 60-69 POINTS:**

69, vs. Troy (11/20/10)

**ALLOWED BETWEEN 60-69 POINTS:**

63, vs. Clemson (11/22/03)

**SCORED MORE THAN 70 POINTS:**

77, vs. Kent State (10/7/95)

**SCORED ON A SAFETY:**

at Georgia (9/12/09)

**ALLOWED A SAFETY:**

at Mississippi State (10/15/11)

**RETURNED A KICKOFF FOR A TD:**

Matthew Thomas, 95 yards vs. Virginia (9/7/02)

**ALLOWED KICKOFF RETURN FOR A TD:**

Dennis Johnson, at Arkansas, 98 yards (11/5/11)

**RETURNED A PUNT FOR A TD:**

Ace Sanders, 70 yards vs. Georgia (10/6/12)

**ALLOWED A PUNT RETURN FOR A TD:**

Lito Sheppard, Florida, 57 yards (11/11/00)

**RETURNED AN INTERCEPTION FOR A TD:**

Jimmy Legree, 34 yards vs. East Carolina (9/8/12)

**ALLOWED AN INTERCEPTION FOR A TD:**

T'Sharvan Bell, 10 yards vs. Auburn (12/4/10)

**RETURNED A FUMBLE FOR A TD:**

D.J. Swearinger, 65 yards vs. UAB (9/15/12)

**HAD A DEFENSIVE PLAYER SCORE TWO TOUCHDOWNS IN A GAME:**

Melvin Ingram at Georgia, 68-yard run on a fake punt & 5-yard fumble recovery (9/10/11)

**ALLOWED A FUMBLE RETURN FOR A TD:**

Jason LeDoux, LSU, 15 yards (10/18/03)

**RAN A FAKE PUNT FOR A TD:**

Melvin Ingram, 68 yards at Georgia (9/10/11)

**HAD A PLAYER WITH 300-349 YARDS PASSING:**

330, Dylan Thompson vs. East Carolina (9/8/12)

**HAD A PLAYER WITH 350-399 YARDS PASSING:**

355, Stephen Garcia at Vanderbilt (10/23/10)

**HAD A PLAYER WITH 400-449 YARDS PASSING:**

405, Steve Taneyhill vs. Georgia (9/2/95)

**HAD A PLAYER WITH 450+ YARDS PASSING:**

473, Steve Taneyhill vs. Mississippi State (10/14/95)

**HAD A PLAYER COMPLETE 30 PASSES:**

31, Stephen Garcia at Vanderbilt (10/23/10)

**HAD A PLAYER ATTEMPT 40-49 PASSES:**

47, Chris Smelley at Clemson (11/29/08)

**HAD A PLAYER ATTEMPT 50 PASSES:**

50, Stephen Garcia at Tennessee (10/31/09)

**HAD A PLAYER RUSH FOR 150-199 YDS:**

176, Marcus Lattimore, at Georgia (9/10/11)

**HAD A PLAYER RUSH FOR 200-249 YDS:**

246, Marcus Lattimore vs. Navy (9/17/11)

**HAD A PLAYER RUSH FOR 250+ YDS:**

278, Brandon Bennett vs. East Tennessee State (10/5/91)

**HAD TWO PLAYERS RUSH FOR MORE THAN 100 YARDS:**

Cory Boyd (132) and Mike Davis (102) vs. South Carolina State (9/15/07)

**HAD A PLAYER WITH 150-199 YARDS RECEIVING:**

158, Alshon Jeffery at Vanderbilt (10/23/10)

**HAD A PLAYER WITH 200+ YARDS RECEIVING:**

210, Troy Williamson vs. USF (9/18/04)

**HAD TWO PLAYERS WITH 100 YARDS RECEIVING:**

Alshon Jeffery (158) and Tori Gurley (112), at Vanderbilt (10/23/10)

**HAD A PLAYER WITH 500+ YARDS TOTAL OFFENSE:**

512, Steve Taneyhill vs. Mississippi State (10/14/95)

**HAD A PLAYER SCORE 4+ TDs:**

5, Sidney Rice vs. Florida Atlantic (9/23/06)

**HAD A PLAYER PASS FOR 4 TDs:**

4, Connor Shaw vs. Kentucky (10/8/11)

**HAD A PLAYER PASS FOR 5 TDs:**

5, Syvelle Newton vs. FAU (9/23/06)

**HAD A PLAYER RUSH FOR 3 TDs:**

3, Marcus Lattimore vs. Navy (9/17/11)

**HAD A PLAYER CATCH 3 TD PASSES:**

3, Alshon Jeffery vs. Kentucky (10/10/09)

**HAD A PLAYER CATCH 4+ TD PASSES:**

5, Sidney Rice vs. Fla. Atlantic (9/23/06)

**HAD A PLAYER KICK 4 FIELD GOALS:**

4, Ryan Succop vs. UAB (9/27/08)

**HAD A PLAYER KICK 5+ FIELD GOALS:**

5, Spencer Lanning at Georgia (9/12/09)

**HAD A PLAYER WITH 2 INTERCEPTIONS:**

2, Chris Culliver, at Kentucky (10/11/08)

**HAD A PLAYER WITH 3 INTERCEPTIONS:**

3, Patrick Hinton vs. NC State (10/29/88)

**BLOCKED A FIELD GOAL ATTEMPT:**

Stephon Gilmore at Tennessee (10/29/11)

**RETURNED A BLOCKED FIELD GOAL FOR A TD:**

Captain Munnerlyn at Kentucky, 81 yards, (10/11/08)

**BLOCKED A PAT:**

Travian Robertson vs. Nebraska (1/2/11)

**RETURNED A BLOCKED EXTRA POINT FOR A 2-POINT CONVERSION:**

Stephon Gilmore vs. Nebraska (1/2/12)

**BLOCKED A PUNT:**

Devin Taylor at NC State (9/3/09)

**BLOCKED A PUNT FOR A TD:**

Derek Watson vs. Florida, 2 yards, (11/11/00)

**HAD A PUNT BLOCKED:**

at Kentucky (9/29/12)

**HAD A FIELD GOAL BLOCKED:**

vs. Georgia (10/6/12)

**HAD A PAT BLOCKED:**

vs. Kentucky (10/8/11)

**ALLOWED BLOCKED PAT TO BE RETURNED FOR CONVERSION:**

Demetrice Webb, Florida (11/12/05)

**MISSED A PAT:**

vs. The Citadel (11/19/11)

**MADE A 2-PT CONVERSION:**

Dondrial Pinkins run vs. UAB (9/20/03)

**ATTEMPTED A 2-PT CONVERSION:**

vs. East Carolina (9/8/12)

**RECOVERED ITS OWN ONSIDE KICK:**

at Arkansas (11/3/07)

**HAD LESS THAN 50 YARDS RUSHING:**

43, vs. Iowa (1/1/09)

**HAD 200+ YARDS RUSHING:**

200, at Kentucky (9/29/12)

**HAD 300+ YARDS RUSHING:**

356, vs. Vanderbilt (10/20/01)

**HAD 500-599+ TOTAL NET YARDS:**

501, vs. UAB (9/15/12)

**HAD 600+ TOTAL NET YARDS:**

639, vs. Kentucky (10/8/11)

**HAD A 50+ YARD RUN:**

50, Mike Davis vs. UAB (9/15/12)

**HAD A 50+ YARD RECEPTION:**

94, Dylan Thompson to Damiere Byrd, vs. UAB (9/15/12)

### The Last Time an Opponent Had...

**TEAM...****LESS THAN 50 YARDS RUSHING:**

27, vs. UAB (9/15/12)

**200+ YARDS RUSHING:**

246, vs. Auburn (10/01/11)

**LESS THAN 100 YARDS PASSING:**

83, vs. Clemson (11/26/11)

**400+ YARDS PASSING:**

402, vs. Florida (11/11/95)

**LESS THAN 200 TOTAL NET YARDS:**

153, vs. Clemson (11/26/11)

**500+ TOTAL NET YARDS:**

589, vs. Auburn (12/4/10)

**600+ TOTAL NET YARDS:**

650, at Arkansas (11/3/07)

**INDIVIDUAL...****350+ YARDS PASSING:**

386, Kevin Kolb, Houston (12/29/06)

**400+ YARDS PASSING:**

485, Eric Zeier, Georgia (9/3/94)

**150+ YARDS RUSHING:**

176, Cam Newton, Auburn (9/25/10)

**200+ YARDS RUSHING:**

246, Mark Ingram, at Alabama (10/17/09)

**250+ YARDS RUSHING:**

321, Darren McFadden, Arkansas (11/3/07)

**300+ YARDS RUSHING:**

321, Darren McFadden, Arkansas (11/3/07)

**200+ YARDS RECEIVING:**

217, Darvin Adams, Auburn (12/4/10)

**50+ YARD RUN:**

54, Cam Newton, Auburn (9/25/10)

**50+ YARD RECEPTION:**

78, Jordan Matthews from Jordan Rodgers, at Vanderbilt (8/30/12)

**MADE 4 FIELD GOALS:**

4, Dustin Hopkins, Florida State (12/31/10)

**RUSHED FOR 4 TOUCHDOWNS:**

4, Chad Jasmin, Clemson (11/21/03)

**TWO PLAYERS WITH...****100+ YARDS RUSHING:**

at Auburn, Cam Newton (176) & Michael Dyer (100) (9/25/10)

**100+ YARDS RECEIVING:**

Central Florida, Mike Walker (105) & Brandon Marshall (102), (9/1/05)

## 2012 Game Recaps

### Game 1

## #9/9 South Carolina 17, Vanderbilt 13

**August 30, 2012**  
**Vanderbilt Stadium**  
**Nashville, Tenn.**  
**38,393**



**NASHVILLE, TENN.**—Junior running back Marcus Lattimore rushed for 110 yards and two touchdowns to lead ninth-ranked South Carolina to a 17-13 victory over Vanderbilt on Thursday night in the season opener for both teams at Vanderbilt Stadium.

With the Gamecocks trailing 13-10 early in the fourth quarter, Lattimore scored the game-winning touchdown on a 1-yard run with 11:25 remaining. The Gamecock defense then buckled down and allowed just 17 yards the rest of the way to seal the win.

South Carolina (1-0, 1-0 SEC) has now won 13 straight season openers and nine straight games against SEC Eastern Division opponents, while Gamecock head coach Steve Spurrier improves to 22-1 all-time in season openers. The Commodores (0-1, 0-1) have dropped four straight games to South Carolina.

In his first game back after suffering a knee injury at Mississippi State last season, Lattimore averaged 4.8 yards on 23 carries and led the Gamecocks with three receptions for 21 yards.

Despite missing several series with a shoulder injury, junior quarterback Connor Shaw helped guide the Gamecocks back into the game, connecting on 7-of-11 passes for 67 yards and rushing 14 times for 92 yards.

The Gamecock defense came up big early after two turnovers by the offense. With Vanderbilt facing a third and goal at the Carolina 5, linebacker Shaq Wilson stepped in front of a Jordan Rogers pass and returned the interception 37 yards to the Commodore 49.

Wilson's interception provided a spark for the offense, as Shaw ran for a 20-yard gain on Carolina's first play after the turnover. Lattimore then took care of the rest as he busted loose for a 29-yard touchdown run, breaking a tackle on his way to the end zone. The touchdown moved Lattimore into sole possession of third place in career rushing touchdowns at Carolina with 28. Adam Yates tacked on the extra point to give the Gamecocks a 7-0 lead at the 4:55 mark of the first quarter.

Yates drilled his first career field goal attempt from 20 yards out with 11:44 left in the half to push South Carolina's lead to 10-0.

Vanderbilt fought back to tie the game before halftime, as Rogers connected with Jordan Matthews for a 78-yard scoring strike to make it a 10-7 ballgame with 10:37 remaining.

After holding the Gamecocks to a three-and-out on the ensuing possession, the Commodores drove deep into Carolina territory before Carey Spear made a 25-yard field goal to knot the game at 10-10.


Shaw left the game late in the second quarter with a shoulder injury after rushing for a 2-yard gain on first down, as the teams ran out the clock and headed into the locker room tied at 10.

Vanderbilt took its first lead of the contest in the third quarter on a 44-yard field goal by Spear that gave the Commodores a 13-10 advantage with 6:02 on the clock.

But Shaw re-entered the game to help lead the Gamecocks to victory. After the offense stalled in his first series back, he guided Carolina on a nine-play, 66-yard scoring drive in his second series, with Lattimore scoring from 1 yard out to give the Gamecocks the lead for good.

Wilson and sophomore defensive tackle Kelcy Quarles led the Carolina defense with eight tackles apiece, as the Gamecocks surrendered 276 yards. Carolina also had five sacks on the night.

Rogers led the way for Vanderbilt, completing 13-of-23 passes for 214 yards and one touchdown.



<b>South Carolina</b>	<b>7</b>	<b>3</b>	<b>0</b>	<b>7</b>	<b>17</b>
<b>Vanderbilt</b>	<b>0</b>	<b>10</b>	<b>3</b>	<b>0</b>	<b>13</b>

#### Scoring Summary

1st	4:55	SC	Lattimore 29-yard run (Yates kick) (2-49-0:21)	7-0
2nd	11:44	SC	Yates 20-yard field goal (14-66-6:38)	10-0
2nd	10:37	VU	Matthews 78-yard pass from Rodgers (Spear kick) (2-76-1:01)	10-7
2nd	6:51	VU	Spear 25-yard field goal (5-38-2:06)	10-10
3rd	6:02	VU	Spear 44-yard field goal (10-27-3:43)	10-13
4th	11:25	SC	Lattimore 1-yard run (Yates kick) (9-66-4:39)	17-13

#### Team Statistics

	<b>SC</b>	<b>VU</b>
First Downs	17	11
Rushing	12	6
Passing	4	5
Penalty	1	0
Net Yards Rushing	205	62
Rushing Attempts	47	36
Net Yards Passing	67	214
Cmp.-Att.-Int.	7-15-1	13-23-1
Total Offense Yards	272	276
Total Offense Plays	62	59
Fumbles: No.-Lost	2-1	3-0
Penalties: No.-Yards	6-30	5-35
Punts-Yards	6-234	4-174
Avg. Yards Per Punt	39.0	43.5
Punt Returns: No.-Yards	3-15	1-15
Kickoff Returns: No.-Yards	0-0	3-84
Interceptions: No.-Yards	1-37	1-17
Possession Time	31:36	28:24
Third Down Conversions	3-12	3-15
Fourth Down Conversions	1-1	1-4
Red Zone Scores-Chances	2-2	1-2
Sacks By: No.-Yards	5-31	3-24
PAT Kicks	2-2	1-1
Field Goals	1-1	2-3

#### Individual Statistics

**RUSHING: SC:** Lattimore 23-110; C. Shaw 14-92; Davis 1-4; Miles 1-3; Team 3-0; Thompson 5-(-4). **VU:** Stacy 13-48; Tate 7-17; Kimbrow 2-5; Grady 1-0; Rodgers 13-(-8).

**PASSING: SC:** Shaw 7-11-1-67; Thompson 0-3-0-0; Strickland 0-1-0-0. **VU:** Rodgers 13-23-1-214.

**RECEIVING: SC:** Lattimore 3-21; Sanders 2-13; Cunningham 1-20; Byrd 1-13. **VU:** Matthews 8-147; Krause 2-9; Grady 1-32; Tate 1-17; Boyd 1-9.

**PUNT RETURNS: SC:** A. Sanders 3-15. **VU:** Stacy 1-15.

**KICKOFF RETURNS: SC:** None. **VU:** Hal 2-61; Clarke 1-23.

**INTERCEPTION RETURNS: SC:** Wilson 1-37. **VU:** Ladler 1-17.

## 2012 Game Recaps

### Game 2

## #9/9 South Carolina 48, East Carolina 10



**September 8, 2012**  
**Williams-Brice Stadium**  
**Columbia, S.C.**  
**77,006**



**COLUMBIA, S.C.**—In his first career start, sophomore quarterback Dylan Thompson threw for 330 yards and three touchdowns to lead ninth-ranked South Carolina to a 48-10 victory over East Carolina in its home opener at Williams-Brice Stadium.

Thompson, who completed 21-of-37 pass attempts, helped South Carolina amass 528 yards of total offense, including 397 through the air.

The Gamecocks (2-0) have won six consecutive contests dating back to last season. The win also gives head coach Steve Spurrier the 199th of his collegiate career.

Junior running back Marcus Lattimore led the Gamecock rushing attack with 40 yards and a touchdown on 13 carries. He is now tied for the school record for career touchdowns with 33.

South Carolina had 11 different players with at least one or more receptions. Sophomore Rory Anderson led the way with career highs in receptions (four), receiving yards (90) and touchdowns (two). Sophomores Damiere Byrd and Bruce Ellington added 81 and 63 yards, respectively, while senior D.L. Moore had two receptions for 45 yards and two touchdowns. Junior DeAngelo Smith also had a 30-yard touchdown reception, the first of his career.

Defensively, the Gamecocks surrendered 403 yards but they made big plays for the second consecutive week, forcing five turnovers (four interceptions, one fumble).

Quin Smith, T.J. Gurley and Jimmy Legree led the defensive effort with five tackles apiece. Legree also recorded his first career interception and returned it 34 yards for a touchdown. Seniors D.J. Swearinger and Shaq Wilson and sophomore Brison Williams also came up with one interception each.

ECU starting quarterback Rio Johnson threw for 193 yards but had three interceptions. Backup Shane Carden completed 12-of-18 passes for 140 yards with one touchdown and one interception, while sophomore receiver Justin Hardy hauled in eight passes for 111 yards and a touchdown to lead the Pirates (1-1).

The Gamecocks wasted little time putting points on the scoreboard as they found the end zone less than two minutes into the game. On the fourth play of the contest, Thompson connected with Byrd for a 53-yard pass play to the ECU 6. Lattimore took the handoff on the ensuing play and plowed his way up the middle for a 6-yard touchdown run to give Carolina the early 7-0 lead.

South Carolina pushed its lead to 14-0 late in the first quarter with a five-play, 71-yard scoring drive capped off by a 7-yard touchdown pass from Thompson to Anderson. Ellington and Anderson did a majority of damage on the drive, tallying 40 and 24 receiving yards, respectively.

Thompson delivered his second touchdown strike of the contest early in the second quarter, connecting with Smith in the corner of the end zone from 30 yards out to give the Gamecocks a 21-0 cushion heading into the locker room.


The Carolina defense came up big at the end of the half, forcing turnovers on three of ECU's final four possessions of the second quarter.

The defense kept its momentum going to start the second half, as Wilson stepped in front of a Carden pass at the ECU 29 for his second interception of the season. Three plays later Thompson completed a pass to Moore, who dodged defenders on his way into the end zone for a 29-yard TD to give the Gamecocks a 28-0 lead. On the ensuing possession, Carolina scored again when Legree intercepted a Johnson pass at the ECU 34 and raced into the end zone untouched.

A 23-yard field goal by ECU's Warren Harvey at the 1:44 mark of the third made it 35-3.

The Gamecocks added another touchdown with the help of some trickery, as receiver Ace Sanders caught a lateral and found Moore wide open for a 16-yard touchdown pass early in the fourth quarter, giving South Carolina a 41-3 lead.

After ECU scored its first touchdown on a 34-yard pass from Carden to Hardy, USC capped the scoring with a 51-yard scoring strike from Seth Strickland to Anderson late in the contest.



<b>East Carolina</b>	<b>0</b>	<b>0</b>	<b>3</b>	<b>7</b>	<b>10</b>
<b>South Carolina</b>	<b>14</b>	<b>7</b>	<b>14</b>	<b>13</b>	<b>48</b>

#### Scoring Summary

1st	13:47	SC	Lattimore 6-yard run (Yates kick) (5-75-1:13)	7-0
1st	5:54	SC	Anderson 7-yard pass from Thompson (Yates kick) (5-71-1:54)	14-0
2nd	11:58	SC	Smith 30-yard pass from Thompson (Yates kick) (10-70-4:13)	21-0
3rd	13:44	SC	Moore 29-yard pass from Thompson (Yates kick) (3-29-0:32)	28-0
3rd	12:28	SC	Legree 34-yard interception return (Yates kick)	35-0
3rd	1:44	ECU	Harvey 23-yard field goal (14-73-6:57)	35-3
4th	13:54	SC	Moore 16-yard pass from Sanders (Strickland pass failed) (7-7-5-2:50)	41-3
4th	9:04	ECU	Hardy 34-yard pass from Carden (Harvey kick) (10-82-4:50)	41-10
4th	0:54	SC	Anderson 51-yard pass from Strickland (Ard kick) (6-79-2:15)	48-10

#### Team Statistics

	<b>ECU</b>	<b>SC</b>
First Downs	18	25
Rushing	3	8
Passing	14	17
Penalty	1	0
Net Yards Rushing	70	131
Rushing Attempts	24	34
Net Yards Passing	333	397
Cmp.-Att.-Int.	30-47-4	23-40-0
Total Offense Yards	403	528
Total Offense Plays	71	74
Fumbles: No.-Lost	2-1	1-1
Penalties: No.-Yards	1-5	2-20
Punts-Yards	5-232	5-184
Avg. Yards Per Punt	46.4	36.8
Punt Returns: No.-Yards	1-0	2-40
Kickoff Returns: No.-Yards	6-98	0-0
Interceptions: No.-Yards	0-0	4-37
Possession Time	31:18	28:42
Third Down Conversions	4-13	8-15
Fourth Down Conversions	1-1	0-1
Red Zone Scores-Chances	1-1	3-4
Sacks By: No.-Yards	3-17	1-4
PAT Kicks	1-1	6-6
Field Goals	1-2	0-0

#### Individual Statistics

**RUSHING: ECU:** Cooper 6-31; Bullock 4-11; Dobson 6-10; Furr 3-8; Carden 3-7; Hunt 2-3. **SC:** Lattimore 13-40; Miles 5-30; Thompson 9-17; Ellington 1-16; Davis 2-10; Blue 1-9; Strickland 1-9; Byrd 2-0.

**PASSING: ECU:** Johnson 18-29-3-193; Carden 12-18-1-140. **SC:** Thompson 21-37-0-330; Strickland 1-2-0-51; Sanders 1-1-0-16.

**RECEIVING: ECU:** Hardy 8-111; Jones 3-46; Webster 3-45; Solomon 3-39; Bodenheimer 3-23; Dobson 3-19; Bullock 2-14; Cooper 2-12; Wiggins 1-12; Arrington 1-7; Harris 1-5. **SC:** Anderson 4-90; Ellington 4-63; Byrd 2-81; Moore 2-45; Roland 2-25; Jones 2-19; Brent 2-14; Lattimore 2-8; Smith 1-30; Miles 1-18; Sanders 1-4.

**PUNT RETURNS: ECU:** Bodenheimer 1-0. **SC:** Sanders 2-40.

**KICKOFF RETURNS: ECU:** Ray 6-95; Bigger 0-3. **SC:** None.

**INTERCEPTION RETURNS: ECU:** None. **SC:** Legree 1-34; Swearinger 1-3; Williams 1-0; Wilson 1-0.

## 2012 Game Recaps

### Game 3

### #8/9 South Carolina 49, UAB 6



**September 15, 2012**  
**Williams-Brice Stadium**  
**Columbia, S.C.**  
**77,963**



**COLUMBIA, S.C.**—No. 8/9 South Carolina amassed 501 yards of total offense en route to a 49-6 victory over UAB on Saturday night at Williams-Brice Stadium, giving head coach Steve Spurrier his 200th career victory as a collegiate head coach.

With the win, the Gamecocks improve to 3-0 and extend their winning streak to seven games dating back to last season, which ties for the second longest streak in school history.

For the second straight week, South Carolina gained more than 500 yards of offense, passing for 322 and rushing for 179. The Gamecocks had to mix up quarterbacks after junior Connor Shaw left the game late in the second quarter with an injury. Shaw completed 8-of-14 passes for 107 yards and a touchdown before leaving the game. Sophomore Dylan Thompson came in after Shaw's injury and had plenty of success directing the offense, throwing for 177 yards and two scores.

Junior running back Marcus Lattimore rushed for 85 yards on just 12 carries and had one score as he became South Carolina's career leader in touchdowns with 34. He also moved into a tie with George Rogers and Harold Green for first in school history in rushing touchdowns with 31. Freshman Mike Davis contributed 84 yards and a touchdown on just four carries.

Bruce Ellington led the receiving corps with five catches for 98 yards, and Damiere Byrd had a 94-yard touchdown reception. Ace Sanders hauled in four passes for 55 yards and a score, and freshman Shaq Roland added a 30-yard touchdown reception.

Defensively, the Gamecocks were just as impressive as they allowed 267 yards of offense, including just 89 in the second half. Senior linebacker Shaq Wilson tallied a game-high eight tackles. Sophomore Jadeveon Clowney was in the UAB backfield disrupting plays for most of the night, recording seven tackles (3.5 for a loss) and two sacks. Senior D.J. Swearinger added three stops and a 65-yard fumble return for a touchdown.

UAB quarterback Jonathan Perry accounted for most of the Blazers' offense, completing 17-of-34 passes for 219 yards.

The Blazers (0-2) came out strong as Jackie Williams returned the opening kickoff 53 yards to the South Carolina 35. UAB settled for a 33-yard field goal by Ty Long to take a 3-0 lead at the 12:41 mark of the first quarter.

After the Gamecock offense stalled on its first two drives of the game, the Carolina defense provided a spark. On a third and 12 for UAB at the Gamecock 35, Swearinger recovered a Perry fumble in mid-air and raced 65 yards for a touchdown, giving South Carolina a 7-3 lead with 2:17 left in the quarter.


The Gamecock defense came up big again on the ensuing possession, stopping UAB on fourth and 12 from the South Carolina 36. The Gamecocks then went on a nine-play, 64-yard scoring drive capped by a 16-yard touchdown pass from Shaw to Sanders. Adam Yates' extra point gave Carolina a 14-3 lead with 11:15 remaining in the half.

UAB pulled to within 14-6 with a 46-yard field goal by Long with 4:34 on the clock, but South Carolina pushed its lead to 21-6 heading into the locker room, as Lattimore ended a five-play, 37-yard drive with a 2-yard touchdown run with 1:37 left.

South Carolina put the game out of reach early in the third quarter, as Thompson guided the offense down the field on the opening possession of the half. He connected on passes of 11 and 43 yards to Ellington to set the Gamecocks up at the UAB 6 before finishing off the drive himself with a 6-yard touchdown run to push Carolina's lead to 28-6.

After the defense shut down the Blazers on the next two possessions, Thompson completed a 94-yard touchdown pass to Byrd — the fourth longest pass play in school history — at the 7:03 mark of the third quarter to give South Carolina a 35-6 cushion.

The Gamecocks added two more scores in the fourth quarter — a 30-yard touchdown pass from Thompson to Roland and a 3-yard touchdown run by Davis — to build the final margin.



<b>UAB</b>	<b>3</b>	<b>3</b>	<b>0</b>	<b>0</b>	<b>6</b>
<b>South Carolina</b>	<b>7</b>	<b>14</b>	<b>14</b>	<b>14</b>	<b>49</b>

#### Scoring Summary

1st	12:41	UAB	Long 33-yard field goal (5-19-2:19)	0-3
1st	2:17	SC	Swearinger 65-yard fumble return (Yates kick)	7-3
2nd	11:15	SC	Sanders 16-yard pass from C. Shaw (Yates kick) (9-64-3:34)	14-3
2nd	4:34	UAB	Long 46-yard field goal (8-29-3:50)	14-6
2nd	1:37	SC	Lattimore 2-yard run (Yates kick) (5-37-0:36)	21-6
3rd	12:57	SC	Thompson 6-yard run (Yates kick) (8-75-2:03)	28-6
3rd	7:03	SC	Byrd 94-yard pass from Thompson (Yates kick) (3-95-1:24)	35-6
4th	13:06	SC	Roland 30-yard pass from Thompson (Yates kick) (1-30-0:08)	42-6
4th	10:05	SC	Davis 3-yard run (Ard kick) (3-56-0:58)	49-6

#### Team Statistics

	UAB	SC
First Downs	20	20
Rushing	4	8
Passing	12	10
Penalty	4	2
Net Yards Rushing	27	179
Rushing Attempts	42	31
Net Yards Passing	240	322
Cmp.-Att.-Int.	20-37-0	15-27-1
Total Offense Yards	267	501
Total Offense Plays	79	58
Fumbles: No.-Lost	1-1	1-1
Penalties: No.-Yards	6-63	6-69
Punts-Yards	7-288	4-150
Avg. Yards Per Punt	41.1	37.5
Punt Returns: No.-Yards	1-2	2-47
Kickoff Returns: No.-Yards	1-53	0-0
Interceptions: No.-Yards	1-0	0-0
Possession Time	36:13	23:47
Third Down Conversions	5-19	6-12
Fourth Down Conversions	0-3	0-0
Red Zone Scores-Chances	1-3	4-5
Sacks By: No.-Yards	3-23	6-32
PAT Kicks	0-0	7-7
Field Goals	2-2	0-1

#### Individual Statistics

**RUSHING: UAB:** Coles 7-14; Reaves 7-10; Franklin 8-9; Brown 5-6; Nelson 1-0; Jackson 3-(-4); Perry 11-(-8). **SC:** Lattimore 12-85; Davis 4-84; Clifford 1-11; Lowery 1-6; Blue 1-1; Miles 5-1; Thompson 2-(-3); Shaw 5-(-6).

**PASSING: UAB:** Perry 17-34-0-219; Brown 3-3-0-21. **SC:** Shaw 8-14-1-107; Thompson 5-10-0-177; Strickland 2-2-0-38; Clifford 0-1-0-0.

**RECEIVING: UAB:** Williams 5-45; Hearn 4-66; Davis 4-25; Franklin 2-23; Adams 2-21; Nelson 1-31; Backman 1-19; Herring 1-10. **SC:** Ellington 5-98; Sanders 4-55; Byrd 1-94; Adams 1-33; Roland 1-30; Lowery 1-5; Lattimore 1-4; Anderson 1-3.

**PUNT RETURNS: UAB:** Williams 1-2. **SC:** Sanders 1-35; Hampton 1-12.

**KICKOFF RETURNS: UAB:** Williams 1-53. **SC:** None.

**INTERCEPTION RETURNS: UAB:** Ganus 1-0. **SC:** None.



## 2012 Game Recaps

### Game 4

## #7/8 South Carolina 31, Missouri 10




**September 22, 2012**  
**Williams-Brice Stadium**  
**Columbia, S.C.**  
**80,836**



**COLUMBIA, S.C.**—Junior quarterback Connor Shaw threw for 249 yards and two touchdowns and completed a school-record 20 consecutive passes to finish the game as he led No. 7/8 South Carolina to a 31-10 victory over Missouri on Saturday at Williams-Brice Stadium.

Shaw's 20 consecutive completions are tied for the second most in SEC history with Ole Miss' Kent Austin, who had 20 straight against Tennessee in 1982. Shaw's completion percentage of 95.2 is also a school record and ranks second in SEC history behind Tee Martin's (Tennessee) record of 95.8 (23-of-24), which came against South Carolina in 1998.

The Gamecocks (4-0, 2-0 SEC) amassed 396 yards of total offense on



Saturday, with 252 coming through the air and 144 on the ground. Junior running back Marcus Lattimore rushed for 85 yards and two touchdowns, averaging four yards per carry to lead the rushing attack. His first touchdown of the afternoon, a 2-yard run early in the second quarter, moved him past George Rogers (1977-80) and Harold Green (1986-1989) for first all-time in career rushing touchdowns at South Carolina with 32. Shaw added 41 yards on 12 carries.

Lattimore also had a stellar day catching passes out of the backfield, tallying seven receptions for 60 yards. Senior tight end Justice Cunningham added four receptions for 41 yards, and junior receiver Ace Sanders had a 23-yard touchdown reception.

Contributing to the Gamecocks' dominant performance was their play on special teams. Sanders returned six punts for 106 yards, including a long of 49. Sophomore Bruce Ellington also had one kickoff return, Carolina's first of the season, for 50 yards.

Defensively, South Carolina held the Tigers to 255 yards of offense (109 rushing, 146 passing). Quin Smith led the way with a season-high 10 tackles, and Devonte Holloman and Shaq Wilson contributed seven stops each. Jadeveon Clowney added four tackles and 1.5 sacks.

Missouri quarterback James Franklin led the Tigers with 92 yards passing, and running back Kendial Lawrence contributed 67 yards on the ground. Linebacker Will Ebner tallied a game-high 14 tackles to carry the Missouri defense.

Special teams played a key role in South Carolina's strong finish to the first half. After a scoreless first quarter, Sanders gave Carolina a much-needed spark early in the second quarter with a lengthy punt return as he weaved his way down the field and broke several tackles for a 49-yard gain to the Missouri 4. Two plays later, Lattimore burst into the end zone from 2 yards out, giving the Gamecocks a 7-0 lead with 11:08 left in the half.

The Gamecock defense then forced a Missouri fumble on the ensuing series, and senior defensive end Devin Taylor fell on the ball at the Tiger 37. Shaw took advantage of the excellent field position as he connected with Nick Jones for a 36-yard pass to the Missouri 1, setting up a 1-yard touchdown run by Lattimore. Adam Yates knocked through the extra point to give the Gamecocks a 14-0 advantage at the 10:14 mark of the second quarter.

The Tigers (2-2, 0-2 SEC) put together their best possession of the half late in the second quarter, driving 76 yards on 12 plays to the Carolina 4. However, the Gamecock defense did not break as it held the Tigers to a 22-yard field goal by Andrew Baggett with 1:20 remaining.

Special teams came through once again for the Gamecocks on the ensuing kickoff, as Ellington fielded the ball in the end zone and broke loose for a 50-yard return, giving the offense a chance to score before the half. Four plays later, Shaw found Sanders open down the sideline for a 23-yard touchdown pass, giving the Gamecocks a 21-3 lead heading into the locker room.

The Gamecocks put the game out of reach late in the third quarter, going on a 10-play, 47-yard scoring drive. Shaw capped the drive with a 13-yard touchdown pass to Rory Anderson, giving Carolina a 28-3 cushion.

Shaw remained in the game early in the fourth quarter and completed a 10-yard pass to Damiere Byrd on his final pass attempt of the day.

<b>Missouri</b>	<b>0</b>	<b>3</b>	<b>0</b>	<b>7</b>	<b>10</b>
<b>South Carolina</b>	<b>0</b>	<b>21</b>	<b>7</b>	<b>3</b>	<b>31</b>

#### Scoring Summary

2nd	11:08	SC	Lattimore 2-yard run (Yates kick) (2-4-0:38)	7-0
2nd	10:14	SC	Lattimore 1-yard run (Yates kick) (2-37-0:32)	14-0
2nd	1:20	MU	Baggett 22-yard field goal (12-76-4:42)	14-3
2nd	0:24	SC	Sanders 23-yard pass from C. Shaw (Yates kick) (4-50-0:56)	21-3
3rd	2:17	SC	Anderson 13-yard pass from C. Shaw (Yates kick) (10-47-5:03)	28-3
4th	4:45	SC	Yates 38-yard field goal (12-48-6:49)	31-3
4th	0:17	MU	Lucas 1-yard pass from Berkstresser (Baggett kick) (11-75-4:28)	31-10

#### Team Statistics

	MU	SC
First Downs	12	19
Rushing	6	5
Passing	6	13
Penalty	0	1
Net Yards Rushing	109	144
Rushing Attempts	32	39
Net Yards Passing	146	252
Cmp.-Att.-Int.	18-26-0	21-23-0
Total Offense Yards	255	396
Total Offense Plays	58	62
Fumbles: No.-Lost	5-1	2-2
Penalties: No.-Yards	2-20	4-24
Punts-Yards	7-327	3-124
Avg. Yards Per Punt	46.7	41.3
Punt Returns: No.-Yards	0-0	6-106
Kickoff Returns: No.-Yards	2-40	2-58
Interceptions: No.-Yards	0-0	0-0
Possession Time	27:27	32:33
Third Down Conversions	2-12	6-12
Fourth Down Conversions	1-2	1-2
Red Zone Scores-Chances	2-2	3-5
Sacks By: No.-Yards	1-3	3-19
PAT Kicks	1-1	4-4
Field Goals	1-1	1-1

#### Individual Statistics

**RUSHING: MU:** Lawrence 11-67; Hansbrough 3-29; Franklin 15-6; Murphy 2-4; Berkstresser 1-3. **SC:** Lattimore 21-85; C. Shaw 12-41; Miles 4-9; Davis 1-6; Byrd 1-3.

**PASSING: MU:** Franklin 11-18-0-92; Berkstresser 7-8-0-54. **SC:** C. Shaw 20-21-0-249; Thompson 1-2-0-3.

**RECEIVING: MU:** Lucas 8-69; Hunt 2-34; Moe 2-13; Lawrence 2-11; McGaffie 2-7; Green-Beckham 1-9; Murphy 1-3. **SC:** Lattimore 7-60; Cunningham 4-41; Byrd 3-26; Miles 2-26; Jones 1-36; Sanders 1-23; Ellington 1-17; Anderson 1-13; Gilchrist 1-10.

**PUNT RETURNS: MU:** None. **SC:** Sanders 6-106.

**KICKOFF RETURNS: MU:** Moe 1-21; Murphy 1-19. **SC:** Ellington 1-50; Byrd 1-8.

**INTERCEPTION RETURNS: MU:** None. **SC:** None.

## 2012 Game Recaps

### Game 5

## #6/6 South Carolina 38, Kentucky 17

**September 29, 2012**  
**Commonwealth Stadium**  
**Lexington, Ky.**  
**49,810**



**LEXINGTON, KY**— Sixth-ranked South Carolina erased a 10-point halftime deficit, scoring 31 second half points, on the way to a 38-17 victory over Kentucky on Saturday night at Commonwealth Stadium. The Gamecocks are 5-0 on the year and 3-0 in the SEC while the loss drops Kentucky to 1-4 overall and 0-2 in the league. It was the Gamecocks' ninth-straight win, tying the school record set in 1984.

Junior running back Marcus Lattimore carried 23 times for 120 rushing yards and tallied two touchdowns with junior quarterback Connor Shaw going 15-for-18 in the air for 148 yards and two touchdowns as well as 19 carries for 76 yards on the ground.

Trailing 17-7 at halftime, the Gamecocks scored on their opening possession of the second half to cut the deficit to three. A 14-yard rush to convert a third down followed by an 11-yard rush by Shaw set up a 30-yard touchdown pass to Damiere Byrd.

After the defense forced a three-and-out, the Gamecock offense drove 57 yards on the next drive to regain the lead. Carolina mixed the run and the pass on an eight-play drive that was capped by a 17-yard touchdown run by Kenny Miles, putting Carolina ahead for good at 21-17.

With a four-point advantage heading into the fourth quarter, South Carolina put the game away with two more touchdowns and a field goal. The Gamecocks' longest drive of the season in time of possession, 7:12, was capped by a three-yard touchdown run by Lattimore. It was a 14-play, 81-yard drive that featured 63 rushing yards by Lattimore.

The Gamecocks held a 28-17 lead with the defense continuing its steady play. DeVonte Holloman intercepted the Kentucky quarterback on the next possession with freshman defensive tackle Gerald Dixon Jr. coming up with another interception on the Wildcats' next possession. Dixon Jr.'s interception set up Lattimore's second touchdown of the game, this one from four yards out. Carolina would add a 31-yard field goal by Adam Yates to complete the scoring. After allowing 173 total yards in the first half, the defense delivered in the second half, shutting out the Wildcats on just 70 yards in the final 30 minutes. Carolina's offense was stellar in the second half scoring 31 points and gaining 240 yards, including 184 yards on the ground.

The Gamecocks appeared to be going in for the first score of the game midway through the first quarter on their second drive of the game. With 3rd and goal from the Kentucky 1, the Kentucky defense stood tall and stopped South Carolina on a pair of quarterback sneaks to take over on downs near the goalline.

The Wildcats rode the momentum of their defense putting together a 16-play 94-yard drive before settling for a 22-yard field goal by Craig McIntosh that gave Kentucky a 3-0 lead. Twice, the Wildcats converted a pair of 3rd-and-long conversions on 12-yard rush by Jalen Whitlow and a 24-yard rush from Sanders. A key 20-yard pass completion as well as a 15-yard face mask penalty gave Kentucky the ball deep in Carolina territory. However, the Gamecock defense responded on its own with a goal line stand, forcing McIntosh to kick a first field goal.

South Carolina broke on top in the second quarter going 64 yards to paydirt. Shaw rushed for 11 yards and completed a pair of passes to Marcus Lattimore as well as a 37-yard completion to Rory Anderson that put the Gamecocks into scoring position. Deep into Kentucky territory, Shaw found Ace Sanders for a three-yard touchdown reception giving the Gamecocks a 7-3 lead.

Kentucky answered on its next possession though with a touchdown of its own to regain the lead. Whitlow had a steady dose of rushes and passes before capping the drive with an eight-yard touchdown run. The Wildcats were also aided on the drive by a 15-yard face mask penalty by the Gamecocks that moved Kentucky deep into South Carolina territory.

With a three-point lead, Kentucky held the Gamecock offense to a three and out and blocked Tyler Hull's punt giving the Wildcats the ball on the South Carolina 34-yardline. As Kentucky threatened, the Gamecocks suffered a bad break as a tipped pass by Gamecock defensive back Jimmy Legree landed in the hands of UK wide receiver Daryl Collins as Kentucky made its way into the red zone. Raymond Sanders capped the drive with a 10-yard touchdown run that increased Kentucky's lead to 17-7.



<b>South Carolina</b>	<b>0</b>	<b>7</b>	<b>14</b>	<b>17</b>	<b>38</b>
<b>Kentucky</b>	<b>3</b>	<b>14</b>	<b>0</b>	<b>0</b>	<b>17</b>

#### Scoring Summary

1st	1:02	UK	McIntosh 22-yard field goal (16-94-6:24)	0-3
2nd	9:30	SC	Sanders 3-yard pass from C. Shaw (Yates kick) (6-64-2:36)	7-3
2nd	5:33	UK	Whitlow 8-yard run (McIntosh kick) (8-67-3:48)	7-10
2nd	1:52	UK	Sanders 10-yard run (McIntosh kick) (5-37-1:41)	7-17
3rd	9:34	SC	Byrd 30-yard pass from C. Shaw (Yates kick) (6-73-2:36)	14-17
3rd	4:56	SC	Miles 17-yard run (Yates kick) (8-57-3:30)	21-17
4th	9:17	SC	Lattimore 3-yard run (Yates kick) (14-81-7:12)	28-17
4th	5:19	SC	Lattimore 4-yard run (Yates kick) (2-12-0:47)	35-17
4th	2:27	SC	Yates 31-yard field goal (4-9-1:24)	38-17

#### Team Statistics

	SC	UK
First Downs	20	16
Rushing	15	8
Passing	5	6
Penalty	0	2
Net Yards Rushing	200	120
Rushing Attempts	48	39
Net Yards Passing	148	123
Cmp.-Att.-Int.	15-19-0	13-24-2
Total Offense Yards	348	243
Total Offense Plays	67	63
Fumbles: No.-Lost	1-1	2-0
Penalties: No.-Yards	4-31	4-38
Punts-Yards	3-74	6-201
Avg. Yards Per Punt	24.7	33.5
Punt Returns: No.-Yards	3-(-3)	0-3
Kickoff Returns: No.-Yards	1-25	4-83
Interceptions: No.-Yards	2-28	0-0
Possession Time	31:17	28:43
Third Down Conversions	7-14	6-14
Fourth Down Conversions	0-3	0-0
Red Zone Scores-Chances	5-6	3-4
Sacks By: No.-Yards	8-46	3-20
PAT Kicks	5-5	2-2
Field Goals	1-1	1-1

#### Individual Statistics

**RUSHING: SC:** Lattimore 23-120; C. Shaw 19-76; Miles 2-18; Davis 2-9; Sanders 1-1; Team 1-(-24). **UK:** Sanders 14-59; Mobley 4-29; George 3-27; Whitlow 16-6; Warren 1-2; Smith 1-(-7); Robinson 0-4.

**PASSING: SC:** C. Shaw 15-18-0-148; Thompson 0-1-0-0. **UK:** Whitlow 12-23-2-114; Smith 1-1-0-9.

**RECEIVING: SC:** Sanders 4-15; Lattimore 3-16; Byrd 2-32; Ellington 2-29; Cunningham 2-10; Anderson 1-37; Gilchrist 1-9. **UK:** Robinson 3-29; Legree 2-25; Collins 2-22; King 2-17; McCaskill 2-2; Sanders 1-24; Shields 1-4.

**PUNT RETURNS: SC:** Sanders 3-(-3). **UK:** Legree 0-3.

**KICKOFF RETURNS: SC:** Ellington 1-25. **UK:** Sweat 4-83.

**INTERCEPTION RETURNS: SC:** Holloman 1-25; Dixon Jr. 1-3. **UK:** None.

## 2012 Game Recaps

### Game 6

**#6/6 South Carolina 35, # 5/5 Georgia 7**



**October 6, 2012  
Williams-Brice Stadium  
Columbia, S.C.  
85,199**



**COLUMBIA, S.C.**—Sixth-ranked South Carolina put together one of its most complete efforts of the season on Saturday night against No. 5 Georgia en route to a 35-7 victory in front of a record crowd of 85,199 at Williams-Brice Stadium.

The Gamecocks rolled up 392 yards of offense and held Georgia to a season-low 224 yards of offense. The Bulldogs entered the contest averaging 48.2 points per game and 536 yards per contest.

With the win, South Carolina improves to 6-0 overall and 4-0 in the SEC. The victory is the Gamecocks' 10th straight, which is the longest winning streak in school history, and it's their 12th consecutive over SEC Eastern Division opponents. The win is also head coach Steve Spurrier's 250th career coaching victory (collegiate and pro combined).

Junior quarterback Connor Shaw and junior running back Marcus Lattimore combined for 349 yards of South Carolina's total offense. Shaw completed 6-of-10 passes for 162 yards and two touchdowns through the air and added 78 yards and a score on the ground. Lattimore carried the ball 24 times for 109 yards and a score, giving him his 11th career 100-yard game and third against the Bulldogs.

Defensively, South Carolina limited Georgia quarterback Aaron Murray, as he completed just 11-of-31 passes for 109 yards and threw one interception. The Gamecocks also held Bulldog freshman running back standouts Todd Gurley and Keith Marshall to 39 and 37 yards, respectively. The duo entered the contest averaging a combined 192.8 yards per game.

Sophomore safety Brison Williams led South Carolina's defensive effort with seven tackles and two pass breakups. Sophomore Jadeveon Clowney added four stops, including a sack and two tackles for a loss, and DeVonte Holloman recorded an interception for the only turnover of the game and tallied three tackles.

The Gamecocks fed off of the energy from the record crowd from the start and took the opening possession for a five-play, 76-yard scoring drive. A 42-yard pass from Shaw to Damiere Byrd on the second play of the game set South Carolina up at the Georgia 30-yard line. Three plays later Shaw threw a strike to Bruce Ellington for a 20-yard touchdown pass, giving the Gamecocks a 7-0 lead less than three minutes into the game.

The South Carolina defense kept the momentum going on the ensuing possession, as Kelcy Quarles deflected a Murray pass into the air and Holloman dove under the ball for an interception at the Gamecock 31. The Gamecocks took advantage of the Bulldog miscue, marching 69 yards in 11 plays for a touchdown. Shaw connected with Rory Anderson for a 14-yard scoring strike, giving South Carolina a 14-0 lead at the 6:29 mark of the first quarter.


After the defense forced a three-and-out on the next possession, the Gamecock special teams got involved in the early outburst. On fourth and 8 from the Georgia 30, junior punt returner Ace Sanders fielded a Collin Barber punt at the South Carolina 30 and weaved his way through the punt coverage 70 yards for a touchdown and a 21-0 first quarter lead.

The Bulldogs (5-1, 3-1 SEC) threatened to score late in the second quarter as they went on a 15-play, 80-yard drive to the South Carolina 2. However, the Gamecock defense buckled down at the goal line and stuffed the Bulldogs on fourth and goal to preserve a 21-0 halftime lead.

After stalling on its first drive of the second half, the Gamecocks put the game out of reach with a four-play, 63-yard scoring drive on their second possession. D.L. Moore hauled in a 62-yard pass from Shaw over a Georgia defender to set South Carolina up at the Georgia 1 on the third play of the drive. Lattimore then burst up the middle for a 1-yard touchdown run to give the Gamecocks a 28-0 lead with 10:32 left in the third quarter.

South Carolina added one more score with a 14-play, 89-yard scoring drive that ate up 9 minutes and 28 seconds off the clock. Shaw finished off the drive with a 7-yard touchdown run to push the Gamecocks' lead to 35-0.

Georgia avoided the shutout with a 3-yard touchdown run by Ken Malcome with 1:55 left.



<b>Georgia</b>	<b>0</b>	<b>0</b>	<b>0</b>	<b>7</b>	<b>7</b>
<b>South Carolina</b>	<b>21</b>	<b>0</b>	<b>7</b>	<b>7</b>	<b>35</b>

#### Scoring Summary

1st	12:28	SC	Ellington 20-yard pass from C. Shaw (Yates kick) (5-76-2:32)	7-0
1st	6:29	SC	Anderson 14-yard pass from C. Shaw (Yates kick) (11-69-4:46)	14-0
1st	5:18	SC	Sanders 70-yard punt return (Yates kick)	21-0
3rd	8:30	SC	Lattimore 1-yard run (Yates kick) (4-63-2:02)	28-0
4th	6:17	SC	C. Shaw 7-yard run (Yates kick) (14-89-9:28)	35-0
4th	1:55	UGA	Malcome 3-yard run (Morgan kick) (12-75-4:22)	35-7

#### Team Statistics

	<b>UGA</b>	<b>SC</b>
First Downs	15	20
Rushing	10	12
Passing	4	6
Penalty	1	2
Net Yards Rushing	115	230
Rushing Attempts	36	51
Net Yards Passing	109	162
Cmp.-Att.-Int.	11-31-1	6-10-0
Total Offense Yards	224	392
Total Offense Plays	67	61
Fumbles: No.-Lost	0-0	1-0
Penalties: No.-Yards	6-51	5-41
Punts-Yards	7-289	4-150
Avg. Yards Per Punt	41.3	37.5
Punt Returns: No.-Yards	0-0	2-70
Kickoff Returns: No.-Yards	2-71	1-22
Interceptions: No.-Yards	0-0	1-0
Possession Time	26:47	33:13
Third Down Conversions	7-16	5-12
Fourth Down Conversions	0-2	0-0
Red Zone Scores-Chances	1-2	4-5
Sacks By: No.-Yards	1-9	2-16
PAT Kicks	1-1	5-5
Field Goals	0-0	0-1

#### Individual Statistics

**RUSHING: UGA:** Malcome 5-45; Gurley 13-39; Marshall 12-37; Hall 1-5; Mitchell 1-(-2); Murray 4-(-9). **SC:** Lattimore 24-110; C. Shaw 14-78; Miles 10-39; Davis 3-4.

**PASSING: UGA:** Murray 11-31-1-109. **SC:** C. Shaw 6-10-0-162.

**RECEIVING: UGA:** Wooten 4-19; Mitchell 3-52; King 1-16; Brown 1-11; Hall 1-9; Marshall 1-2. **SC:** Lattimore 2-24; Moore 1-62; Byrd 1-42; Ellington 1-20; Anderson 1-14.

**PUNT RETURNS: UGA:** None. **SC:** Sanders 2-70.

**KICKOFF RETURNS: UGA:** Mitchell 2-71. **SC:** Ellington 1-22.

**INTERCEPTION RETURNS: UGA:** None. **SC:** Holloman 1-0.