



6

Florida

October 6, 2012 • 2:30 p.m. CDT • CBS
Gainesville, Fla. • Ben Hill Griffin Stadium

@LSUfbal • #LSUROAR

#4/3 LSU (5-0, 1-0 SEC)

SEPTEMBER (5-0)

1	North Texas (ESPN)	W, 41-14
8	Washington (ESPN)	W, 41-3
15	Idaho (TigerVision PPV)	W, 63-14
22	* at Auburn (ESPN)	W, 12-10
29	Towson (ESPN)	W, 38-22

OCTOBER (0-0)

6	* at #10/11 Florida (CBS)	2:30 p.m.
13	* South Carolina (ESPN)	7 p.m.
20	* at Texas A&M	TBA

NOVEMBER

3	* Alabama (CBS)	7 p.m.
10	* Mississippi State	TBA
17	* Ole Miss	TBA
23	* at Arkansas (CBS)	1:30 p.m.

DECEMBER

1	SEC Championship Game (CBS)	3 p.m.
	Atlanta, Ga.	

#10/11 Florida (4-0, 3-0 SEC)

SEPTEMBER (4-0)

1	Bowling Green (ESPN)	W, 27-14
8	* at Texas A&M (ESPN)	W, 20-17
15	* at Tennessee (ESPN)	W, 37-20
22	* Kentucky (SECN)	W, 38-0

OCTOBER

6	* #4/3 LSU	2:30 p.m.
13	* at Vanderbilt	TBA
20	* South Carolina	TBA
27	* vs. Georgia (ESPN) (in Jacksonville)	2:30 p.m.

NOVEMBER

3	* Missouri	TBA
10	UL-Lafayette	TBA
17	Jacksonville State	TBA
24	at Florida State	TBA

On the Air

Radio • LSU Sports Radio Network

Jim Hawthorne, play-by-play
Doug Moreau, analyst
Gordy Rush, sideline



Television • CBS

Verne Lundquist, play-by-play
Gary Danielson, analyst
Tracy Wolfson, sideline



Television • Cox Sports (delay)

Lyn Rollins, play-by-play
Greg Bowser, analyst
Ronnie Rantz, sideline



LSUsports.net

f t LSUsports.net/connect

NEXT UP

LSU Travels To Face Florida In Battle of Top 10 Ranked SEC Opponents On CBS

LSU and Florida square off as Top 10 opponents for the first time since 2009 when the Tigers travel to Gainesville to take on the Gators at 2:30 p.m. CT in Ben Hill Griffin Stadium. The game will be televised nationally on CBS. LSU enters the game ranked No. 3 in the USA Today Coaches poll and No. 4 in the AP Top 25, while Florida is No. 10 in the AP poll and No. 11 in the coaches poll. LSU brings a 5-0 overall mark and a 1-0 league record into the game. The Tigers, who beat Auburn, 12-10, two weeks ago in its league opener, are coming off a 38-22 non-conference win over Towson last week. The Gators enjoyed an open date last week after posting a 38-0 win over Kentucky in their last action two weeks ago. Florida is 4-0 overall and 3-0 in SEC play. Last year, LSU beat the Gators under then first-year head coach Will Muschamp, 41-11, in Tiger Stadium for the largest margin of victory in the series by the Tigers. LSU brings the nation's longest overall regular season winning streak into the game at 18 straight, a streak that dates back to the win over Oregon to start the 2011 season. LSU hasn't lost a regular season game since dropping a 31-23 decision to Arkansas in the 2010 regular season finale. Despite allowing season-highs for points (22), rushing yards (188) and total yards (291) last week against Towson, LSU's defense is still rated among the best in the nation. The Tigers go into the Florida game allowing just 12.6 points (4th in SEC), 217.8 total yards (2nd in SEC), 83.0 rushing yards (3rd in SEC), and 134.8 passing yards (2nd in SEC). Offensively, LSU is scoring 39.0 points per game (5th in SEC) to go along with 432.8 total yards (5th in SEC), 229.6 rushing yards (2nd in SEC) and 203.2 passing yards (12th in SEC). Sophomore **Kenny Hilliard** (366 yards, 6 TDs) leads a talented trio of Tiger running backs into the Florida game. He will be joined in the backfield by juniors **Spencer Ware** (164 yards) and **Michael Ford** (224 yards, 2 TDs). QB **Zach Mettenberger** has completed 65.5 percent of his passes (78-of-119) for 1,016 yards, 6 TDs and just 2 interceptions. His top targets are sophomores **Jarvis Landry** (18 rec., 164 yards, 1 TD) and Odell Beckham Jr. (16 rec., 286, 2 TDs). Defensively, LBs **Kevin Minter** (34 tackles, 5.5 TFL) and **Lamin Barrow** (30 tackles, 1 TFL) are LSU's top two tacklers. Other defensive leaders include DE **Sam Montgomery** (15 tackles, 6.5 TFL, 2.0 sacks), DT **Anthony Johnson** (19 tackles, 5.5 TFL, 1.5 sacks), and DE **Lavar Edwards** (11 tackles, 5.0 TFL, 2.5 sacks). Sophomore P **Brad Wing** is averaging 45.2 yards a punt, while senior PK **Drew Alleman** has connected on 6-of-9 field goals.

STORYLINES

- This year's meeting marks just the fourth time in the series that LSU and Florida go into the game both ranked in the top 10. Both teams were ranked in Top 10 in 2009 (Florida No. 1, LSU No. 4); 2007 (LSU No. 1, Florida No. 9) and 2006 (Florida No. 5, LSU No. 9).

(Florida 3-0, LSU 2-0); and 1967 (Both teams 2-0).

- LSU is 5-0 for the fourth straight year and the fifth time in eight years under **Les Miles**. Prior to Miles' arrival in 2005, LSU had opened 5-0 just six times since 1935 (SEC era).

- LSU has swept the SEC Eastern Division for the past two years and the Tigers have won 7 straight games vs. teams from the SEC East, including a 42-10 win over Georgia in SEC title game last year.

- It's also the fifth time that both teams go into the game undefeated. The only other time it's happened came in 2009 (Both teams 5-0); 1996 (Florida 5-0, LSU 4-0); 1982

- 20 players on the LSU roster have been responsible for either a sack, tackle for loss, interception or forced/recovered fumble.

- Overall, LSU has won 9 straight SEC games that count towards the league standings (doesn't include Georgia in SEC title game in 2011 and Alabama in BCS game).

BREAKDOWN

LSU Tigers

Record	5-0 (1-0 SEC)
Ranking	No. 4 Associated Press No. 3 USA Today/Coaches
Last Game	Sept. 29 in Baton Rouge def. Towson, 38-22
Head Coach	Les Miles
Career Record	108-39/12th year
LSU Record	80-18/eighth year
vs. UF	4-3



Florida Gators

Record	4-0 (3-0 SEC)
Ranking	No. 10 Associated Press No. 11 USA Today/Coaches
Last Game	Sept. 22 in Gainesville, Fla. def. Kentucky, 38-0
Head Coach	Will Muschamp
Career Record	11-6/second year
UF Record	11-6/second year
vs. LSU	0-1



South Carolina Week

8

MONDAY

Miles Press Luncheon
11:30 a.m. - Athletic Building, 5th Floor

1:15 p.m. - Player Interviews (Indoor Facility)

Practice
4 p.m. - McClendon Practice Facility (Closed)
6:15 p.m. - Player Interviews

9

TUESDAY

Miles Press Luncheon Practice

4 p.m. - McClendon Practice Facility (Closed)
6 p.m. - Player Interviews

10

WEDNESDAY

SEC Teleconference
10 a.m. Miles on call

Practice
4 p.m. - McClendon Practice Facility (Closed)

6 p.m. - Miles post practice interview (Team Room)

Miles Radio Show
7 p.m. - Tj Ribs (Acadian)

11

THURSDAY

Practice
4 p.m. - McClendon Practice Facility (Closed)

12

FRIDAY

Walk Through
TBA (Closed)

6

SATURDAY

Game Day
LSU vs. Florida
Ben Hill Griffin Stadium
2:30 p.m. CT • CBS

Post Game
Coach Miles is available following the game in the press conference room.

Players will immediately follow in press conf. room

7

SUNDAY

TV Replay:
LSU vs. Florida
7 p.m.
Cox Sports Television (CST)
(HD channel 1037 and 37 in Baton Rouge)

LSU Media Services

Les Miles Interviews

Monday Press Luncheon

LSU coach Miles meets with the media each Monday of game week in the press conference room, which is located on the fifth floor of the LSU Athletic Administration Building. Lunch is served at 11:30 a.m. (CT) followed by comments from the Coach Miles at 12:15 p.m. (CT). Media members can park in Lot F on campus, which is located off of Nicholson Drive in front of the track stadium. A transcript of coach Miles' opening statement and as well as the question and answer session can be found on the Internet at www.LSUsports.net/media.

Listen To Les Miles' Weekly Press Conference

Members of the media can access the audio portion of Coach Miles' Weekly Press Luncheon each Monday starting at 12:10 p.m. CT at www.LSUsports.net/live or over the radio in the Baton Rouge area on 104.5 FM.

SEC Teleconference

The 14 SEC coaches are featured on a weekly teleconference each Wednesday at 10 a.m. (CT) during the regular season. Coach Miles speaks for 10 minutes starting at 10 a.m. Contact the LSU Sports Information Department to obtain the phone number to access the call.

Wednesday Post Practice

Coach Miles meets with the media immediately after practice on Wednesday's during the regular-season in the Team Room of the LSU Operations Center. This interview takes place at approximately 6 p.m. each week.

LSU Player Interviews

LSU players are available to the media three times during a typical game week - Mondays, Tuesdays and following the game on Saturday. Interview requests for the Monday and Tuesday media opportunities should be made at least 24 hours in advance and emailed to Michael Bonnette (mbonnet@lsu.edu) and Bill Martin (wmarti4@lsu.edu). Members of the media are not permitted to contact players on their cell phones under any circumstance.

Following the Press Luncheon

LSU players will be made available at 1:45 p.m. (CT) following head coach Les Miles' Press Luncheon each Monday afternoon at the Indoor Football Facility. Requests must be made on (or prior to) the Sunday following the game.

Post Practice

LSU players are available after practice on Monday and Tuesday by appointment at the Indoor Football Facility. These interviews are held at approximately 6:30 p.m. on Monday at 6:15 on Tuesday.

LSU Video Newsfeed

LSU will be distributing video interviews and other highlights via FTP during the 2012 season. A link to download the newsfeed each will be emailed to members of the media each Monday afternoon during the season. Email Michael Bonnette at mbonnet@lsu.edu to be placed on the distribution list.

WHO TO CONTACT

Sports Information Office

(225) 578-8226

Assoc. AD/Sports Information Director

Michael Bonnette • Assoc. AD/Sports Information Dir.

E-mail: mbonnet@lsu.edu • Twitter: @LSUBonnette

Bill Martin • Associate Sports Information Director

E-mail: wmarti4@lsu.edu • Twitter: @LSUBillMartin

Jake Terry • Associate SID (Social Media)

E-mail: jtery9@lsu.edu • Twitter: @LSUjake

LSU Television

Kevin Wagner - jwagne2@lsu.edu

LSU Radio

Jim Hawthorne - lsuradio@lsu.edu

LSU Sports Information Mailing Address

LSU Box 25095

Baton Rouge, LA 70803

ON THE INTERNET

www.LSUsports.net/media

The Official Website of LSU Athletics is home to all the football information you need. Schedules, results, rosters, bios, statistics and game notes can be found and are always up to date. The GAMEDAY section, updated daily, has all relevant info for the upcoming game.

<http://media.lsusports.net>

Media can access images for all LSU athletic teams, including action shots, heads shots, logos, etc. To gain access to the high-resolution pictures, email Michael Bonnette. You will be assigned a login and password that will enable you to retrieve pictures. This service is for the media use only.

CollegePressBox.com

Collegepressbox.com is the official media website for SEC Football. Access and download weekly game notes, quotes, statistics, media guides, headshots, logos and more for the conference and each of its member schools. Login information will be distributed to accredited media or you can apply for a password by sending an e-mail to password@collegepressbox.com.



LSU Football on Twitter & Facebook

facebook.com/lsufootball

twitter.com/lsufball

twitter.com/lsucoachmiles

twitter.com/lsumediaalerts

LSUsports.net/connect



THE LES MILES FILE

Born: Nov. 10, 1953

Hometown: Elyria, Ohio

Wife: Kathy

Children: Kathryn "Smacker", Leslie Matthew, "Manny", Benjamin, and Macy Grace

College: Michigan, '76

Coaching Experience

1980-81	Assistant Coach	Michigan
1982-86	Assistant Coach	Colorado
1987-94	Assistant Coach	Michigan
1995-97	Assistant Coach	Oklahoma State
1998-00	Assistant Coach	Dallas Cowboys
2001-04	Head Coach	Oklahoma State
2005-	Head Coach	LSU

LES MILES NOTABLES

80-18	Overall Record at LSU
49-4	Record vs. Unranked Teams
47-6	Record in Tiger Stadium
42-15	Record in SEC Regular Season Games
31-14	Record vs. Top 25 Teams
27-9	Record vs. SEC Western Division (Reg. 5)
22-6	Record in SEC Home Games
20-9	Record in SEC Road Games
18	Fourth Quarter/Overtime Comeback Wins For LSU Since 2005
12-10	Record vs. Top 10 Teams
14	Number of wins over coaches who have won a national title *
5-2	Record in Bowl Games
2-1	Record in BCS Bowl Games
1	BCS National Championship
2	SEC Championships

* - Came against Philip Fulmer (twice), Urban Meyer (three times), Larry Coker, Steve Spurrier (twice), Nick Saban (three times), Gene Chizik (twice) and Jim Tressel.

Les Miles

2011 NATIONAL COACH OF THE YEAR • EIGHTH SEASON

Now entering his eighth year into his reign as head coach at LSU, Les Miles has guided the Tiger football program to its most successful stretch - both on and off the field - in the history of the sport at the school. With 80 victories, two SEC titles and two appearances in the BCS National Championship Game, LSU's success since the start of the 2005 season is unmatched in college football. In the classroom, LSU ranks second in the SEC to only Vanderbilt in the most recent release of graduation rates as 152 Tigers have earned their degree under Miles' watch.

While LSU came up a game short of claiming its second BCS title under Miles in 2011, it was still a record-setting season for Miles and the Tigers. LSU went 13-0 during the regular season for the first time in school history, beat a school-record eight Top 25 teams, registered 12 of its 13 wins by double-figures and spent 11 straight weeks as the nation's No. 1 ranked team. Throw in five first-team All-Americans, two national award winners, and a Heisman Trophy finalist and the 2011 regular season ranked as the most successful in school history.

Miles' accomplishments haven't come without hard work and a steadfast approach that expects excellence and dedication from his players, coaching staff and all of those who contribute to the success of LSU football. The Miles Method - a system that puts players in position to have success in the classroom, contribute and give back to the community, and compete for championships - is the foundation for which his program is built.

The results in his seven years with the program have been staggering as 157 players have graduated, 120 have earned SEC Academic Honor Roll distinction and countless hours have been spent in the community. Since the 2007

season, LSU has seen 90 of its 109 seniors get their diplomas, including 21 of 25 seniors from the 2007 national championship team, all 19 from the 2008 squad, 20 of 24 from the 2009 team, 13 of 16 from 2010 and 16 of 25 from last year's club. Twelve players during that stretch who haven't completed their requirements for graduation are currently playing in the NFL.

In the community, the Tigers played instrumental roles during the recovery efforts following Hurricanes Katrina and Rita in 2005, which were two of the worst natural disasters to hit Louisiana. A week doesn't go by where members of the football team are visiting hospitals, reading at schools or serving as motivational speakers to area youth groups. It's become the LSU way and it's a spirit that has spread through the team.

On the field, the Tigers have won more games (80) than any other program in the SEC, finished in the nation's top 10 five times and delivered a league-best 42 NFL Draft picks, including 10 first round selections. LSU's also produced 16 first team All-Americans and had players win 11 national awards. In 2007, senior defensive tackle Glenn Dorsey became the most decorated defender in school history, winning four national awards, while Patrick Peterson followed that in 2010 by claiming two national awards - the Thorpe Award as the nation's top defensive back and the Bednarik Award as the nation's top defender.

Under Miles, the Tigers have posted at least 11 victories in a season five times and finished ranked among the top five in the nation three straight years (2005, '06, and '07), a first at LSU.

BY THE NUMBERS: LES MILES AT LSU

	2005	2006	2007	2008	2009	2010	2011	2012	TOTALS
vs. Unranked teams	6-0	8-0	5-1	6-2	8-1	6-0	5-0	5-0	49-4
vs. Top 25 teams	5-2	3-2	7-1	2-3	1-3	5-2	8-1	0-0	31-14
vs. Top 10 teams	2-1	2-2	3-0	1-2	0-3	1-1	3-1	0-0	12-10
SEC Regular Season	7-1	6-2	6-2	3-5	5-3	6-2	8-0	1-0	42-15
vs. SEC Western Division	5-0	4-1	4-1	2-3	3-2	3-2	5-0	1-0	27-9
vs. SEC Eastern Division	2-1	2-1	2-1	1-2	2-1	3-0	3-0	0-0	15-6
SEC home games	3-1	4-0	3-1	1-3	3-1	4-0	4-0	0-0	22-6
SEC road games	4-0	2-2	3-1	2-2	2-2	2-2	4-0	1-0	20-9
All home games	5-1	8-0	6-1	5-3	6-1	7-0	6-0	4-0	47-6
All road games	5-0	2-2	4-1	2-2	3-2	2-2	5-0	1-0	24-9
Neutral Site games	1-1	1-0	2-0	1-0	0-1	2-0	2-1	0-0	9-3
Bowl games	1-0	1-0	1-0	1-0	0-1	1-0	0-1	0-0	5-2

THE LES MILES RECORD

YEAR	SCHOOL	OVERALL RECORD	CONF. RECORD	NOTES
2001	Oklahoma State	4-7	2-6	
2002	Oklahoma State	8-5	5-3	Houston Bowl Champions
2003	Oklahoma State	9-4	5-3	
2004	Oklahoma State	7-5	4-4	
2005	LSU	11-2	7-1	No. 5, SEC West Champions
2006	LSU	11-2	6-2	No. 3, Sugar Bowl Champions
2007	LSU *	12-2	6-2	National Champions, SEC Champs
2008	LSU	8-5	3-5	Chick-fil-A Bowl Champions
2009	LSU	9-4	5-3	No. 17, Capital One Bowl
2010	LSU	11-2	6-2	No. 8, Cotton Bowl Champions
2011	LSU	13-1	8-0	No. 2, SEC Champions, BCS
2012	LSU	5-0	1-0	
TOTALS (12th year)		108-39	58-31	
LSU Record (eighth year)		80-18	42-15	
Oklahoma State Record (four years)		28-21	16-16	

TRACKING THE TIGERS

WEEK	AP	COACHES	HARRIS	BCS
Preseason	3	1	--	--
Week 2: 9/4	3	3	--	--
Week 3: 9/10	3	2	--	--
Week 4: 9/16	2	2	--	--
Week 5: 9/23	3	3	--	--
Week 6: 9/30	4	3	--	--

ASSOCIATED PRESS POLL (SEPT. 30)

RK.	TEAM	REC.	POINTS
1.	Alabama (60)	5-0	1500
2.	Oregon	5-0	1430
3.	Florida State	5-0	1349
4.	LSU	5-0	1310
5.	Georgia	5-0	1252
6.	South Carolina	5-0	1152
7.	Kansas State	4-0	1123
8.	West Virginia	4-0	1066
9.	Notre Dame	4-0	1043
10.	Florida	4-0	937
11.	Texas	4-0	932
12.	Ohio State	5-0	793
13.	USC	3-1	704
14.	Oregon State	3-0	647
15.	Clemson	4-1	608
15.	TCU	4-0	608
17.	Oklahoma	2-1	581
18.	Stanford	3-1	509
19.	Louisville	5-0	404
20.	Mississippi State	4-0	306
21.	Nebraska	4-1	240
22.	Rutgers	4-0	160
23.	Washington	3-1	159
24.	Northwestern	5-0	143
25.	UCLA	4-1	122

USA TODAY COACHES POLL (SEPT. 30)

RK.	TEAM	REC.	POINTS
1.	Alabama (57)	5-0	1472
2.	Oregon	5-0	1403
3.	LSU (1)	5-0	1327
4.	Florida State	5-0	1301
5.	Georgia	5-0	1227
6.	South Carolina	5-0	1161
7.	West Virginia	4-0	1137
8.	Kansas State	4-0	1050
9.	Texas	4-0	981
10.	Notre Dame	4-0	915
11.	Florida	4-0	883
12.	USC	3-1	784
13.	TCU	4-0	749
14.	Oklahoma	2-1	684
15.	Clemson	4-1	626
16.	Louisville	5-0	524
17.	Oregon State	3-0	453
18.	Stanford	3-1	452
19.	Mississippi State	4-0	422
20.	Nebraska	4-1	415
21.	Rutgers	4-0	206
22.	Northwestern	5-0	202
23.	Cincinnati	3-0	175
24.	Texas Tech	4-0	108
25.	Boise State	3-1	83

GAME CENTER: LSU VS. FLORIDA

Date/Time: Saturday, Oct. 6 at 2:30 p.m. CT

Location: Gainesville, Fla. – Ben Hill Griffin Stadium (88,548)

Television: CBS (HD ch. 1007 or cable ch. 7 in Baton Rouge)

CST (delay on Sunday/Wednesday night) – cable ch. 37 or HD ch. 1037 in Baton Rouge

Radio: LSU Sports Radio Network - 98.1 FM in Baton Rouge

Sirius Satellite Radio - ch. 86; XM Satellite Radio - ch. 86

Series Record: Florida leads 30-25-3

Series Notes:

LSU and Florida meet for the 59th time with the Gators leading the series, 30-25-3 ... Florida serves as LSU's permanent opponent in the SEC Eastern Division ... The teams have met every year since 1971 ... Dating back to 2000, the teams have split the 12 meetings ... LSU's won last two meetings, including a 41-11 victory a year ago in Tiger Stadium in what was the largest margin of victory for the Tigers over Florida ... LSU recorded a last-minute win over Florida, 33-29, in its last visit to Gainesville in 2010 ... Florida's last win over LSU came in 2009 by a 13-3 count in Tiger Stadium, which represents the last time the Tigers have lost at home ... LSU is 11-14-3 all-time in Gainesville ... LSU coach **Les Miles** is 4-3 vs. Florida, which includes a 1-2 mark in Gainesville ... The four wins makes Miles the second-winningest LSU coach against Florida as he trails only Charles McClendon, who beat the Gators eight times during his career.

LAST TIME OUT: #3 LSU 38, TOWSON 22 • BATON ROUGE

Despite committing a season-high 10 penalties and losing three fumbles, third-ranked LSU managed enough offense to post a 38-22 non-conference win over Towson in Tiger Stadium. The victory improved LSU to 5-0 overall, while extending the nation's longest non-conference regular season winning streak to 41 straight (also an NCAA record) as well as running LSU's Tiger Stadium winning streak to 21 in a row (also a school record). **Zach Mettenberger** threw for 238 yards and a pair of touchdowns - both to **Odell Beckham Jr.** After **Russell Shepard's** 78-yard TD run on the first play of LSU's second possession of the game gave the Tigers a 7-0 lead, Towson scored nine straight points to take a 9-7 advantage with just over five minutes left in the first half. LSU closed out the half with a 27-yard TD pass from Mettenberger to Beckham Jr. and then a 23-yard **Drew Alleman** field goal to take a 17-9 lead into the locker room. LSU extended the lead to 24-9 on a 1-yard TD run by **J.C. Copeland** and then to 31-9 on a 53-yard TD pass from Mettenberger to Beckham Jr. **Michael Ford** closed out the scoring for the Tigers with a 4-yard run late in the game for a 38-16 advantage. Towson added a touchdown with just over a minute left for the final margin. For the game, LSU's offense produced 396 total yards (158 rushing, 238 passing), while Towson managed to score more points (22), rush for more yards (188) and accumulate more total yards (291) than any team that LSU has faced this year. Shepard led LSU with 78 yards rushing on just one carry, while Ford added 76 yards on 11 attempts. Beckham Jr. had five catches for 128 yards and a pair of TDs for what statistically was the best game of his career. **Kevin Minter** led the Tiger defense with 9 tackles, including 1.5 for losses, while **Lavar Edwards** had seven tackles and 1.5 sacks.

NOTEBOOK

LSU Opens Tough October Stretch At Florida

After closing out the month of September undefeated for the sixth straight year, LSU opens a rugged October schedule on Saturday as the No. 3 ranked Tigers travel to face 10th-ranked Florida in Gainesville. The Florida game will be followed by a home contest against Top 10 ranked South Carolina on Sept. 13 and then LSU's first visit to College Station since 1995 on Oct. 20. The combined record of LSU's October opponents is 12-1 (Florida 4-0, South Carolina 5-0, Texas A&M 3-1). To take it a step further, the combined record for LSU's next five opponents is 21-1 (adding Alabama 5-0 and Mississippi State 4-0).

More On LSU Heading Into Florida Game

- LSU looks to go 6-0 for the third straight year and the fourth time in eight years under **Les Miles**. In addition to 2010 and 2011, LSU won its first six games in 2007 on its way to a 12-2 mark.
- LSU brings the nation's longest regular season winning streak into the game at 18 straight, which dates back to last year's season-opening win over Oregon.
- LSU is 24-9 on the road under **Les Miles** which includes a 20-9 record in SEC road games.
- LSU has scored 18 special teams touchdowns under **Les Miles** (10 punt returns, 3 kickoff returns, 2 returns of a blocked field goal, 1 return of a fumbled punt, 1 return of a blocked punt, and 1 fake field goal).
- LSU's defense has scored 11 TDs and recorded 2 safeties under defensive coordinator **John Chavis** (45 games).
- LSU is ranked in the Top 10 in both the AP and USA Today Coaches Polls for the 23rd consecutive week. The streak dates back to the final polls of the 2010 season.
- LSU is ranked going into the Florida game for the 12th straight year, a streak that dates back to the 2001 game between the teams.
- LSU has played 96 of its 98 games under **Les Miles** ranked in the Top 25. LSU is 79-17 as Top 25 team under Miles. LSU goes into the month of October undefeated for the sixth consecutive year. The last time LSU had a loss going into October came in 2006 when the Tigers were 4-1 heading into October.
- LSU has won four straight and nine of last games during the month of October dating back to the 2009 season.
- This is the first day game in Gainesville between LSU and Florida since 2006 when CBS televised the Gators' 23-10 win over the Tigers.
- Including this year's game, the last 12 meetings between LSU and Florida have been televised by either CBS or ESPN.

Miles In Elite SEC Company

By picking up his 80th win at LSU vs. Towson last week, LSU coach **Les Miles** became the fastest coach in school history to reach 80 victories as he needed just 98 games to do it. In addition, the 98 games to reach 80 wins makes Miles the third-fastest in SEC history to reach that milestone as he trails only Steve Spurrier (80 wins in 89 games) and Phillip Fulmer (80 wins in 97 games). Some notable SEC coaches who needed more games than Miles to reach 80 wins include: Bear Bryant (80 wins in 120 games), Nick Saban (80 wins in 104 games), Mark Richt (80 wins in 101 games), and Vince Dooley (80 wins in 123 games).

LSU Holds Onto Top 5 Rankings For Another Week

LSU will play its 20th straight game ranked in the top 5 in the nation on Saturday as the Tigers are No. 3 in the USA Today Coaches poll and No. 4 in the AP Top 25. LSU held at No. 3 this week in the coaches poll but dropped a spot in the AP poll following the win over Towson. LSU has been ranked in the top 5 in the nation for every contest its played since the season-opener a year ago when No. 4 LSU beat No. 3 Oregon, 40-27. This year, LSU has been ranked as high as No. 1 in the nation.

LSU Runs Top 25 Streak To 53 Straight

With its No. 3 national ranking in the USA Today Coaches Poll and No. 4 placement in the AP poll, LSU has now been ranked in the national rankings for 54 consecutive weeks. The 54 straight weeks trails only Alabama, who has been ranked for 70 straight weeks. LSU has been ranked in both the Coaches and AP polls every week since the start of the 2009 season. Since **Les Miles** took over at LSU, the Tigers have been represented in the AP and USA Today Coaches' Poll 112 of the 116 weeks. The exception came during the final four polls of the 2008 season. In addition, since the start of the 2002 season, LSU has played 131 of 135 games ranked in the top 25, including 96 of 98 games under Miles. LSU has a 79-17 record in games played as a top 25 team under Miles. The only two games that LSU hasn't played as a Top 25 team during the Miles era came in 2008 vs. Arkansas and Georgia Tech in the Chick-fil-A Bowl. LSU was ranked in the preseason Top 25 for the 12th straight year heading into 2012. The following is a look at the longest current streaks for teams in the AP Top 25:

Team	Consecutive Weeks In AP Poll
1. Alabama	71
2. LSU	54

Miles vs. The SEC

LSU coach **Les Miles** is 43-18 against SEC teams (all games) since taking over for the Tigers in 2005. The 43 wins include two victories in the SEC Championship Game, while the two of the 18 losses include a defeat to Georgia in the SEC title game and the loss to Alabama in the BCS National Championship. In games that count towards the SEC standings, Miles is 41-16.

LSU's Has Won 7 Straight Against SEC Eastern Division Opponents

LSU goes into the Florida game riding a 7-game winning streak against teams from the SEC Eastern Division. The Tigers swept the SEC East in both 2010 and 2011 and beat Georgia in the SEC title game last year. The 7-game winning streak over eastern division opponents is the longest such streak in school history. LSU coach **Les Miles** is 17-7 in all games against teams from the SEC Eastern Division, which includes a 2-1 mark in the SEC title game.

Two Straight On Road To Open SEC Schedule

For the first time since 1988, LSU will play its first two SEC games on the road LSU beat Auburn two weeks ago in Jordan-Hare Stadium in its SEC opener and the Tigers will follow that this week with Florida in Gainesville. In 1988, LSU beat Tennessee, 34-9, in Knoxville to open the SEC schedule and then followed that with a 19-6 loss to Florida in Gainesville. Since 1988, LSU has always played at least one of its first two SEC games at home.

LSU In Road Games Under Miles

LSU is 24-9 in road games under **Les Miles**, which includes a 20-9 mark in SEC road games. LSU was a perfect 5-0 in road games a year ago as the Tigers won all four of their SEC games away from home as well as a victory over West Virginia. The 24-9 mark does not include neutral site games.

LSU Ranked Among Nation's Top 10 In Five Defensive Categories

LSU brings one of the nation's top defenses into the Florida game as the Tigers are ranked among the top 10 in the nation in five categories. LSU is No. 4 in total defense, allowing just 217.8 yards per game. The following is a look at how LSU's defense ranks both at the national and conference level through the first four weeks of the season:

Category	LSU Avg.	Nat'l Rank	SEC Rank	Nat'l Leader
Rush defense	83.0	9th	3rd	Rutgers (62.5)
Total defense	217.8	4th	2nd	Texas Tech (167.5)
Scoring defense	12.6	9th	4th	Alabama (7.0)
Pass defense	134.8	6th	2nd	Texas Tech (82.0)
Pass eff. Defense	88.59	6th	3rd	Texas Tech (76.35)

100-YARD RUSHING GAMES (9)

#4 Alfred Blue • RB

123 vs. North Texas (Sept. 1, 2012)
119 vs. Western Kentucky (Nov. 12, 2011)
101 vs. Washington (Sept. 8, 2012)

#27 Kenny Hilliard • RB

141 vs. North Texas (Sept. 1, 2012)
116 vs. Idaho (Sept. 15, 2012)
102 vs. Arkansas (Nov. 25, 2011)

#11 Spencer Ware • RB

109 vs. Florida (Oct. 8, 2011)
107 vs. Mississippi State (Sept. 15, 2011)
102 vs. Texas A&M (Cotton Bowl; Jan. 7, 2011)

100-YARD RECEIVING GAMES

#3 Odell Beckham, Jr. • WR

128 vs. Towson (Sept. 29, 2012)

HOME WINNING STREAK (21)

LSU owns the nation's longest home winning streak, which stands at an LSU school record of 21 games. The last time the Tigers lost a game in Tiger Stadium was Oct. 10, 2009 against No. 1 Florida.

#	Opponent	Score	Location	Date
1.	Auburn	31-10	Baton Rouge	10/24/09
2.	Tulane	42-0	Baton Rouge	10/31/09
3.	Louisiana Tech	24-16	Baton Rouge	11/14/09
4.	Arkansas	33-30 OT	Baton Rouge	11/28/09
5.	Mississippi State	29-7	Baton Rouge	9/18/10
6.	#22 West Virginia	20-14	Baton Rouge	9/25/10
7.	Tennessee	16-14	Baton Rouge	10/2/10
8.	McNeese State	32-10	Baton Rouge	10/16/10
9.	#5 Alabama	24-21	Baton Rouge	11/6/10
10.	UL-Monroe	51-0	Baton Rouge	11/13/10
11.	Ole Miss	43-36	Baton Rouge	11/20/10
12.	Northwestern St.	49-3	Baton Rouge	9/10/11
13.	Kentucky	35-7	Baton Rouge	10/1/11
14.	#17 Florida	41-11	Baton Rouge	10/8/11
15.	#19 Auburn	45-10	Baton Rouge	10/22/11
16.	Western Kentucky	42-9	Baton Rouge	11/12/11
17.	#3 Arkansas	41-17	Baton Rouge	11/25/11
18.	North Texas	41-14	Baton Rouge	9/1/12
19.	Washington	41-3	Baton Rouge	9/8/12
20.	Idaho	63-14	Baton Rouge	9/15/12
21.	Towson	38-22	Baton Rouge	9/29/12

The Streak: By The Numbers

781-268

outscored opponents

5

wins over ranked teams

10

wins over SEC teams

12

wins over major BCS conference opponents

10

times the opponent has been held to 10 points or less

10

consecutive wins by double digits

TIGER TRENDS

	2012	Miles
August	0-0	3-0
September	5-0	29-2
October	0-0	20-6
November	0-0	22-7
December-January	0-0	7-3

LSU's Conference Record...

at home	0-0	22-6
on the road	1-0	20-9
neutral	0-0	0-0

LSU's Non-Conference Record...

at home	4-0	25-0
on the road	0-0	4-0
neutral	0-0	7-1

LSU vs. Ranked Opponents...

at home	0-0	11-4
on the road	0-0	11-7
neutral	0-0	9-3

LSU's Record in Games...

decided by 7 pts or less	1-0	24-8
decided by 3 pts or less	1-0	9-5
Away during the day	0-0	12-7
Away at night	1-0	13-1
Home during the day	0-0	12-5
Home at night	4-0	35-2

LSU's Record When Scoring...

less than 20 points	1-0	6-9
20+ points	4-0	65-9
25+ points	4-0	63-5

LSU's Record When Allowing...

14 or fewer points	4-0	49-2
24 or fewer points	5-0	64-7
25+ points	0-0	10-10

LSU's Record When...

Leading after the 1st qtr	5-0	56-4
Trailing after the 1st qtr	0-0	10-11
Leading at halftime	4-0	63-6
Trailing at halftime	1-0	16-10
Leading after the 3rd qtr	5-0	66-5
Trailing after the 3rd qtr	0-0	11-12
Tied going into the 4th qtr	0-0	5-3

LSU's Record With...

less than 300 yards	0-0	10-11
400+ yards total offense	3-0	34-3
500+ yards total offense	1-0	67-0
600+ yards total offense	0-0	0-0
less than 100 yards rush	0-0	4-11
100+ yards rushing	4-0	66-6
150+ yards rushing	4-0	55-4
200+ yards rushing	3-0	29-3
250+ yards rushing	2-0	14-1
less than 200 yards pass	3-0	37-11
300+ yards passing	0-0	7-1
350+ yards passing	0-0	2-0
400+ yards passing	0-0	0-0
450+ yards passing	0-0	0-0

LSU's Record When Allowing...

less than 200 total yards	2-0	21-1
less than 300 total yards	5-0	54-4
less than 400 total yards	5-0	62-10
400+ yards total offense	0-0	7-8
less than 100 yards rush	4-0	47-3
100+ yards rush	0-0	29-16
less than 200 yards pass	5-0	57-6
less than 250 yards pass	5-0	64-11
less than 300 yards pass	5-0	66-13
300+ yards pass	0-0	5-2

LSU Winning Streaks Of Note

The following is a look at LSU's winning streaks of note going into the Washington game:

Type	Streak	National Rank	Last Loss
Wins in regular season non-conference games	41	1st	Va. Tech (2002)
Wins during month of September	26	--	Auburn (2006)
Wins in Tiger Stadium	21	1st	Florida (2009)
Wins in regular season games	18	1st	Arkansas (2010)
Wins in night games in Tiger Stadium	14	--	Florida (2009)
Wins in road night games	9	--	Florida (2008)
Wins against SEC Eastern Division	7	--	Florida (2009)

LSU Has Scored 11 TDs and 2 Safeties Under Defensive Coordinator John Chavis

With a pair of interceptions that were returned for touchdowns against Idaho, LSU has now scored 11 defensive TDs under defensive coordinator **John Chavis**. The Tiger defense scored points for the second straight game vs. Auburn when DE Sam Montgomery tackled an Auburn running back in the endzone for a safety. It's the second time under Chavis that an LSU defense has registered a safety on an individual tackle with the other coming from Drake Nevis against McNeese State in 2010. LSU is 8-0 under Chavis and 12-1 under **Les Miles** (dating back to 2005) when recording a defensive TD. The following is a look at LSU's defensive TDs under Chavis (since start of 2009 season):

Year	Opponent	TD	Result
2012	Idaho	Ronald Martin 45-yard interception return Lavar Edwards 23-yard interception return	LSU def. Idaho, 63-14
2011	Georgia	Morris Claiborne 45-yard interception return	LSU def. Georgia, 42-10
2011	Ole Miss	Ron Brooks 46-yard interception return	LSU def. Ole Miss, 52-3
2011	Ole Miss	Kevin Minter 0-yard fumble recovery	
2011	Auburn	Ron Brooks 28-yard interception return	LSU def. Auburn, 45-10
2011	Kentucky	Tyrann Mathieu 23-yard fumble return	LSU def. Kentucky, 35-7
2010	UL-Monroe	Ron Brooks 32-yard interception return	LSU def. ULM, 51-0
	UL-Monroe	Lavar Edwards 29-yard fumble return	
2009	Washington	Jacob Cutrera 29-yard interception return	LSU def. Washington, 31-23
2009	Miss. State	Patrick Peterson 37-yard interception return	LSU def. Miss. State, 30-26

Running Back Fumble Streak Ends at 225 Carries; Ware Up To 233 Career Carries Without A Lost Fumble

LSU's running back streak of consecutive carries without a fumble came to an end against Towson when **Kenny Hilliard** fumbled in the first quarter on what was the 226th carry of the streak. Prior to that, LSU running backs hadn't lost a fumble since the Arkansas game last year when **Michael Ford** fumbled in the first half. The following is a look at LSU's running backs and the numbers of carries since they have had since they lost a fumble:

Player	Carries w/out a lost fumble	Total Lost Fumbles (Last fumble)
Spencer Ware	233	0 (None)
Alfred Blue	127	2 (4Q 5th carry vs. Miss. State (2010))
Kenny Hilliard	5	1 (1Q 3rd carry vs. Towson, 2012)
Michael Ford	5	2 (3Q, 3rd carry vs. Arkansas (2011))
Jeremy Hill	11	None

LSU Extends FBS Record For Non-Conference Regular Season Wins To 41 With Victory Over Towson

LSU extended the Football Bowl Subdivision (FBS) record for the longest non-conference regular season winning streak to 41 straight when the Tigers beat Towson, 38-22 in week 5. The Tigers haven't lost a non-conference regular-season game since falling to Virginia Tech, 26-8, in the 2002 season opener in Blacksburg, Va. **Les Miles** has accounted for 31 of the 41 wins during the streak. The 41-game non-conference regular season win streak broke the previous mark held by Kansas State. Here is a look at the top three in FBS all-time consecutive non-conference regular season wins:

Team	Years	Win Streak
1. LSU	2002-present	41
2. Kansas State	1993-2003	39
3. Miami	1985-88	36
4. Wisconsin	2003-12	33

LSU's Won School-Record 21 Straight In Tiger Stadium

LSU also extended its Tiger Stadium winning streak to 21 in a row with the win over Towson. The 21-game streak broke the previous mark of 19, which was set from 2005-07. LSU's 21-game streak currently leads the nation. Prior to LSU's current streak, the previous Tiger Stadium record of 19 ran from Oct. 15, 2005 (win over Florida) thru Nov. 10, 2007 (win over Louisiana Tech). The 19-game streak was snapped on Nov. 23, 2007 with a 50-48 triple-overtime loss to Arkansas.

LSU Closes Out September With 26 Straight Wins During That Month

LSU closed out another September without a loss as the Tigers have now won 26 games during that month. The 26-game September winning streak dates back to the 2006 season when the Tigers dropped a 7-3 decision to Auburn. LSU coach **Les Miles** is 29-2 in September games at LSU. LSU's only September loss in Tiger Stadium under Miles came against Tennessee on a Monday night by a 30-27 count in overtime.

LSU's Used 10 First-Time Starters This Year

LSU added two more players to the first-time starter list on Saturday as true freshman **Kwon Alexander** started at line-backer and true freshman **Vadal Alexander** started at right tackle. LSU has had 5 first-time starters on offense and 5 on defense. The following is a look at LSU's first-time starters and the game they made their first career start:

Game	No. First-Time Starters (Player)
North Texas	4 (QB Zach Mettenberger, LB Luke Muncie, CB Jalen Mills, LG La'el Collins)
Washington	None
Idaho	3 (C Elliott Porter, S Ronald Martin, DT Anthony Johnson)
Auburn	1 (RB Kenny Hilliard)
Towson	2 (LB Kwon Alexander, RT Vadal Alexander)

15 True Freshmen Haven Seen Action Thus Far

In what has become a frequent occurrence under head coach **Les Miles**, LSU has had 15 true freshmen see the field through its first 5 games. The following is the list of true freshmen who have played this year: LB **Kwon Alexander**, OT **Vadal Alexander**, CB **Jalen Mills**, P **Jamie Keehn**, S **Jerqwinick Sandolph**, LB **Deion Jones**, SNP **Reid Ferguson**, DL **Danielle Hunter**, LB **Ronnie Feist**, LB **Lorenzo Phillips**, S **Corey Thompson**, TE **Dillon Gordon**, CB **Dwayne Thomas**, LB **Lamar Louis**, and RB **Jeremy Hill**.

13 Other First-Timers Have Played This Year

In addition to the 15 true freshmen who have seen action through the first 4 weeks of the season, another 13 players have also played for the first time. The following is a list of players who have played for the first time in 2012: QB **Stephen Rivers**, WR **Paul Turner**, CB **Jalen Collins**, S **Micah Eugene**, C **Elliott Porter**, OG **Trai Turner**, DL **Jeremy Peeples**, DL **Quentin Thomas**, DL **A'Trey-U Jones**, LB **Jarrett Hardnett**, S **Vincent LeDuff**, LB **Edwin Johnson**, DT **Mickey Johnson**.

LSU Has Scored 18 Special Teams TDs In Miles Era

LSU registered its 18th special teams touchdown under **Les Miles** when **Odell Beckham Jr.** returned a punt 70 yards for a touchdown against North Texas. It marked the third time in four games dating back to last year that LSU has scored on a punt return. Under Miles, LSU has returned 10 punts for touchdowns, 3 kickoffs for touchdowns, 2 blocked field goals returned for touchdowns, 1 blocked punt return for a TD, 1 return on a fumbled punt, and 1 on a fake field goal. LSU has scored at least one special teams touchdown in all eight seasons under Miles. LSU is 16-1 in games when scoring a special teams touchdown. The following is a breakdown of LSU's special teams touchdowns under Miles:

Year	Opponent	Play	Results
2012	North Texas	Odell Beckham Jr. 70-yard punt return	LSU def. North Texas, 41-14
2011	Georgia	Tyrann Mathieu 62-yard punt return	LSU def. Georgia, 42-10
	Arkansas	Tyrann Mathieu 92-yard punt return	LSU def. Arkansas, 41-17
	West Virginia	Morris Claiborne 99-yard kickoff return	LSU def. W. Va., 47-21
	Oregon	Tyrann Mathieu 3-yard return of a fumbled punt	LSU def. Oregon, 40-27
2010	North Carolina	Patrick Peterson 87-yard punt return	LSU def. No. Carolina, 30-24
	West Virginia	Patrick Peterson 60-yard punt return	LSU def. W. Va., 20-14
2009	Miss. State	Chad Jones 93-yard punt return	LSU def. Miss. State, 30-26
	Ole Miss	Patrick Peterson 53-yard return of a blocked FG	LSU lost Ole Miss, 25-23
	Arkansas	Trindon Holliday 87-yard punt return	LSU def. Arkansas, 33-30 (OT)
2008	North Texas	Trindon Holliday 92-yard punt return	LSU def. North Texas, 41-3
2007	South Carolina	Colt David 15-yard run on fake field goal	LSU def. South Carolina, 28-16
	Ole Miss	Trindon Holliday 98-yard kickoff return	LSU def. Ole Miss, 41-24
2006	Fresno State	Craig Davis 77-yard punt return	LSU def. Fresno State, 34-6
	Arkansas	Trindon Holliday 92-yard kickoff return	LSU def. Arkansas, 31-26
2005	Arizona State	Mario Stevenson 55-yard return of a blocked FG	LSU def. Arizona State, 35-31
	Arizona State	Craig Steltz 29-yard return of a blocked punt	
	Auburn	Skyler Green 66-yard punt return	LSU def. Auburn, 20-17 (OT)

Wing Man

In less than two seasons, sophomore **Brad Wing** has arguably been the best punter in school history. So far this year, Wing is averaging 45.2 yards on 20 punts. For his career, Wing has a 44.6 average on 79 punts with 26 going 50 yards or more. Wing has had 36 of his punts downed inside the 20-yard line (45.6%), 15 downed inside the 10-yard line (18.9%) and 8 downed inside the 5-yard line (10.1%). Wing's career long is 73 yards in the overtime win over Alabama last November.

Who's Out For The Tigers

The Tigers lost another player against Idaho as RB **Alfred Blue** suffered an injury and has missed the last two games. Blue will likely miss the remainder of the regular season bringing LSU's total of players out for the year to seven. Other players out for the season include: DE **Jordan Allen** (knee vs. Washington), starting LT **Chris Faulk** (knee, practice Washington week), LB **Tahj Jones** (ineligible) LB **D.J. Welter** (ineligible), TE **Tyler Edwards** (ineligible) and OL **Evan Washington** (ineligible). All four of the ineligible players can still practice with the team, they just can't dress out or play in any games.

NON-CONFERENCE REGULAR SEASON WIN STREAK

LSU owns the nation's longest non-conference regular season winning streak, which stands at an NCAA FBS record 41 games. The last time the Tigers lost a non-conference regular season game was Sept. 1, 2002, at #16 Virginia Tech.

#	Opponent	Score	Location	Date
1.	The Citadel	35-10	Baton Rouge	9/7/02
2.	Miami (Ohio)	33-7	Baton Rouge	9/14/02
3.	UL-Lafayette	48-0	Baton Rouge	10/5/02
4.	UL-Monroe	49-7	Baton Rouge	8/30/03
5.	Arizona	59-13	Tucson	9/6/03
6.	Western Illinois	35-7	Baton Rouge	9/13/03
7.	Louisiana Tech	49-10	Baton Rouge	11/1/10
8.	Oregon State	22-21 (OT)	Baton Rouge	9/4/04
9.	Arkansas State	53-3	Baton Rouge	9/11/04
10.	Troy	24-20	Baton Rouge	10/23/04

(streak under Les Miles - 31 straight wins)

11.	#15 Arizona State	35-31	Tempe	9/10/05
12.	North Texas	56-3	Baton Rouge	10/29/05
13.	Appalachian State	24-0	Baton Rouge	11/5/05
14.	UL-Lafayette	45-3	Baton Rouge	9/2/06
15.	Arizona	45-3	Baton Rouge	9/9/06
16.	Tulane	49-7	Baton Rouge	9/23/06
17.	Fresno State	38-6	Baton Rouge	10/21/06
18.	#9 Virginia Tech	48-7	Baton Rouge	9/9/07
19.	Middle Tennessee	44-0	Baton Rouge	9/15/07
20.	Tulane	34-9	New Orleans	9/29/07
21.	Louisiana Tech	58-10	Baton Rouge	11/10/07
22.	Appalachian State	41-13	Baton Rouge	8/30/08
23.	North Texas	41-3	Baton Rouge	9/13/08
24.	Tulane	35-10	Baton Rouge	11/1/08
25.	Troy	40-31	Baton Rouge	11/15/08
26.	Washington	31-23	Seattle	9/5/09
27.	UL-Lafayette	31-3	Baton Rouge	9/19/09
28.	Tulane	42-0	Baton Rouge	10/31/09
29.	Louisiana Tech	24-16	Baton Rouge	11/14/09
30.	#18 North Carolina	30-24	Atlanta	9/4/10
31.	#21 West Virginia	20-14	Baton Rouge	9/25/10
32.	McNeese State	32-10	Baton Rouge	10/16/10
33.	UL-Monroe	51-0	Baton Rouge	11/13/10
34.	#3 Oregon	40-27	Arlington, Texas	9/3/11
35.	Northwestern St.	49-3	Baton Rouge	9/10/11
36.	#16 West Virginia	47-21	Morgantown	9/24/11
37.	Western Kentucky	42-9	Baton Rouge	11/12/11
38.	North Texas	41-14	Baton Rouge	9/11/12
39.	Washington	41-3	Baton Rouge	9/8/12
40.	Idaho	63-14	Baton Rouge	9/15/12
41.	Towson	38-22	Baton Rouge	9/29/12

The Streak: By The Numbers

1,624-422

outscored opponents

1,308-267

outscored opponents at home

1,217-317

outscored opponents under Les Miles

6

wins over ranked teams

10

wins over major BCS conference opponents

26

times the opponent has been held to 10 points or less



TIGERS IN THE NFL (WEEK 4)

Name	Pos.	Team
Joe Barksdale	OT	St. Louis Rams
Dwayne Bowe	WR	Kansas City Chiefs
Michael Brockers	DT	St. Louis Rams
Ron Brooks**	CB	Buffalo Bills
Morris Claiborne	CB	Dallas Cowboys
Ryan Clark	S	Pittsburgh Steelers
Jacob Cutrera	LB	Tampa Bay Buccaneers
Travis Daniels	DB	Kansas City Chiefs
Glenn Dorsey	DT	Kansas City Chiefs
Early Doucet	WR	Arizona Cardinals
Matt Flynn	QB	Seattle Seahawks
Devery Henderson	WR	New Orleans Saints
Trindon Holliday	RS	Houston Texas
Bradie James	LB	Houston Texans
Tyson Jackson	DE	Kansas City Chiefs
Ricky Jean Francois	DT	San Francisco 49ers
Quinn Johnson	FB	Tennessee Titans
Donnie Jones	P	Houston Texans
Brandon LaFell	WR	Carolina Panthers
LaRon Landry	S	New York Jets
Nate Livings	OG	Dallas Cowboys
Todd McClure	C	Atlanta Falcons
Danny McCray	DB	Dallas Cowboys
Drake Nevis	DT	Indianapolis Colts
Stephen Peterman	G	Detroit Lions
Deangelo Peterson*	TE	Wwashington Redskins
Patrick Peterson	CB	Arizona Cardinals
Rueben Randle	WR	New York Giants
Stevan Ridley	RB	New England Patriots
Perry Riley	LB	Washington Redskins
Kelvin Sheppard	LB	Buffalo Bills
Marcus Spears	DE	Dallas Cowboys
Craig Steltz	S	Chicago Bears
Brandon Taylor	S	San Diego Chargers
Corey Webster	CB	New York Giants
Andrew Whitworth	OT	Cincinnati Bengals
Keiland Williams	RB	Detroit Lions
Kyle Williams	DT	Buffalo Bills
Al Woods	DT	Pittsburgh Steelers

* - practice squad

** - injured reserve

BOLD indicates players who played for Les Miles

Number of SEC Players on Active Opening Day Rosters

1. LSU - 38
2. Tennessee - 36
3. Georgia - 35
4. Florida - 32
5. Auburn - 28
6. Alabama - 23
7. South Carolina - 22
8. Ole Miss - 21

Les Miles' List of Achievements

In 7-plus years with LSU, head coach **Les Miles** has put together quite a list of achievements in his 98 games with the Tigers. The following is a look at some of Miles' LSU highlights:

- Fastest coach in LSU history to 10 wins (11 games), 20 wins (24 games), 30 wins (35 games), 40 wins (48 games), 50 wins (63 games), 60 wins (76 games), 70 wins (87 games), and 80 wins (98 games) in school history.
- Led LSU to only 12-0 and 13-0 records in school history in 2011
- Led LSU to first 11-0 start since 1958 in 2011
- Led LSU to 10-1 start three times in a 6-year span from 2005-10 ('05, '07, '10)
- Only coach in LSU history to beat Auburn, Florida and Alabama in same season - and he's done it three times (2005, '07, '11)
- Only coach in LSU history to beat Florida and Tennessee in the regular season during the same year, doing it twice (2010, '11)).
- Only first-year coach in SEC history to lead team to league's title game (2005)
- Has 14 wins over coaches who have won national titles, including one this year (Chizik)
- Coached LSU to 10-plus wins in three straight seasons - a first at the school
- Only coach in LSU history to lead Tigers to three straight top five final rankings (2005, 2006, 2007)

Miles Is 47-6 Overall In Tiger Stadium

LSU is 47-6 in Tiger Stadium under **Les Miles** dating back to the 2005 season. Miles has led LSU to three undefeated seasons in Tiger Stadium (8-0 in '06, 7-0 in '10, and 6-0 in '11). Of LSU's six home losses under Miles, three have come in overtime - 30-27 loss to Tennessee on a Monday night in 2005; a 50-48 triple-overtime loss to Arkansas on a Friday afternoon in November of 2007; and a 27-21 overtime loss to No. 1 Alabama in 2008. LSU also has a loss to No. 1 ranked Florida in Tiger Stadium. LSU is 35-1 in Saturday night home games under Miles with the only loss coming to Florida in 2009.

Saturday Night Special - Tigers Are 57-5 In Night Games (No Matter Location) Under Miles

LSU football loves a night game and with the results that the Tigers have had under **Les Miles**, it's hard to argue. The Tigers are 57-5 in night games - no matter the day of week or location - under Miles compared to a 23-13 mark in games played during the day. LSU is 14-1 in away night games under Miles with the only loss coming at Florida in 2008 by a 51-21 count. LSU is 35-2 in night games in Tiger Stadium under Miles and they are 49-3 in Saturday Night Games during the Miles era no matter the location. The only two home losses at night for the Tigers under Miles have come in 2005 on a Monday night against Tennessee by a 30-27 count in overtime and a 13-3 loss to No. 1-ranked Florida in 2009. The following is a breakdown of LSU's night game results under Miles:

Year	Overall Night Record	Home Night	Away Night	Neutral Night	Saturday Night	Day
2005	7-2	3-1	3-0	1-1	6-1	4-0
2006	8-0	7-0	0-0	1-0	7-0	3-2
2007	7-0	5-0	1-0	1-0	5-0	5-2
2008	7-1	4-0	2-1	1-0	6-1	1-4
2009	7-1	6-1	1-0	0-0	7-1	2-3
2010	8-0	4-0	2-0	2-0	7-0	3-2
2011	8-1	2-0	4-0	2-1	7-0	5-0
2012	5-0	3-0	1-0	0-0	4-0	0-0
Totals	57-5	35-2	14-1	8-2	49-3	23-13

LSU is 29-2 Under Miles When A Running Back Reaches 100-Yards

LSU is 29-2 under **Les Miles** when a running back reaches 100 yards in a game. The Tigers, who are 5-0 in road games when having a 100-yard rusher, have won 15 straight dating back to the Tulane game in 2008 when a running back reached the 100-yard mark. LSU has had a 100-yard rusher in three of its first four games this year - **Kenny Hilliard** and **Alfred Blue** both went over the 100-yard mark against North Texas in the season-opener; Blue had 101 yards vs. Washington and Hilliard had 116 yards vs. Idaho. LSU's only two losses under Miles when having a back reach the 100-yard mark came against Georgia in 2008 (Charles Scott, 144 yards) and Arkansas in 2007 (Jacob Hester, 126 yards).

LSU's 39-4 Under Les Miles When Winning The Turnover Battle

LSU is 39-4 under **Les Miles** when winning the turnover battle, which included a 10-0 record in 2011. Since the start of the 2005 season, LSU is plus-47 in the turnover margin category. The Tigers have also won 23 straight games when having fewer turnovers than their opponent a streak that dates back to the Arkansas game in 2008. Against ranked teams under Miles, LSU is 18-2 when having fewer turnovers than its opponent. The only four losses for the Tigers under Miles when having fewer turnovers than their opponent have come against Arkansas in 2008, Kentucky in 2007, Arkansas in 2007, and Auburn in 2006.

LSU's Been Good As A Top 10 Team

LSU's top 10 rankings haven't come by accident in recent years as the Tigers have backed up their placement in the polls by winning 74 of the 90 games they've played as an AP Top 10 team since the 2000 season. Since returning to the top 10 on a consistent basis during the early 2000s, LSU has recorded a 74-16 record in games in which they have been ranked in the AP Top 10. That record goes back to the 2002 season when LSU cracked the AP Top 10 the week they faced Auburn. LSU was 6-3 in 2009 as a top 10 team, 4-2 in 2010, 13-1 in 2011, and 5-0 this year.

LSU Is 47-0 Under Miles When Rushing For 100-Yards and Holding Opponents To Less Than 100 Yards

One look at LSU's results in relation to rushing the football and it's easy to figure out that head coach **Les Miles** is a former offensive lineman who understands the importance of running the football. In 98 games under Miles, LSU's success is easy to predict when it comes to net rushing yards. Get to 100 yards rushing and LSU will more than likely win as the Tigers are 75-7 under Miles when that happens. Hold the opponent to fewer than 100-yards and the Tigers are 47-3. An even more telling stat is that when LSU rushes for 100-plus yards and holds the opponents to fewer than 100-yards, the Tigers are 46-0, including a 3-0 record in 2012. The following is a look at LSU's rushing numbers during the Miles era and have the Tigers have fared in those games:

Year	LSU 100+	LSU 100-	Opp 100+	Opp 100-	LSU 100+/Opp 100-
2005	10-0	1-2	3-1	8-1	7-0
2006	10-0	1-2	5-0	6-2	6-0
2007	11-2	1-0	3-2	9-0	8-0
2008	8-3	0-2	2-5	6-0	6-0
2009	8-0	1-4	7-4	2-0	2-0
2010	11-2	0-0	7-1	5-0	5-0
2011	13-0	0-1	4-1	8-0	9-0
2012	5-0	0-0	1-0	4-0	4-0
Totals	76-7	4-11	32-14	48-3	47-0

This Day vs. Night Thing In Tiger Stadium

The facts indicate that LSU plays better at night in Tiger Stadium than they do during the day. The numbers show that since 1960, LSU is 225-60-4 (.783) at night under the lights compared to a 28-25-3 (.518) mark in Tiger Stadium during the day. Since 2000, LSU is 77-11 overall at home, which includes a 59-5 (.922) mark at night in Tiger Stadium and an 18-6 (.750) record during the day. Prior to 2000, LSU had only won 10 games at home during the day in 32 tries. From 1960 to 1999, LSU posted a 10-19-3 (.359) record at home during the day. The following is a breakdown of LSU's night record, day record and overall record in Tiger Stadium since 1960:

Decade	Record at Night	Record during the day	Overall Tiger Stadium Record
1960-69	47-9-2	2-2-1	49-11-3
1970-79	51-12-1	1-2	52-14-1
1980-89	38-16-1	3-5-2	41-21-3
1990-99	30-18	4-10	34-28
2000-09	49-5	11-6	60-11
2010-12	10-0	7-0	17-0
Totals	225-60-4	28-25-3	253-85-7

Bennie Logan To Wear Jersey No. 18

Jersey No. 18 – one of the new traditions in LSU history – has been passed down to junior defensive tackle **Bennie Logan** this year. The Jersey No. 18 tradition was born in 2003 when quarterback Matt Mauck guided the Tigers to its first national championship since 1958. His number (No. 18) became synonymous with success – both on and off the field – as well as a selfless attitude that has become the epitome of being an LSU football player. After his final year with the Tigers, Mauck passed Jersey No. 18 down to running back Jacob Hester, who then helped the Tigers to another national title in 2007. Richard Dickson wore Jersey No. 18 in 2008 and 2009. Richard Murphy wore No. 18 in 2010 and Brandon Taylor held the honor last year. The following is a look at who has worn No. 18 since the tradition was born in 2003:

Year(s)	Player (Position)
2003	Matt Mauck (QB)
2004-07	Jacob Hester (RB)
2008-09	Richard Dickson (TE)
2010	Richard Murphy (RB)
2011	Brandon Taylor (S)
2012	Bennie Logan (DT)

“Sonic” Sam Montgomery Named SEC Defensive Player of the Week

LSU DE **Sam Montgomery** was named the Southeastern Conference Defensive Player of the Week for his performance in the 12-10 road win over Auburn. Montgomery, a junior from Greenwood, S.C., had four tackles, 3.5 of which went for losses in LSU's win over Auburn. Montgomery's first tackle for loss resulted in a safety and gave LSU a 2-0 first quarter advantage. Montgomery added a sack for a 5-yard loss and also had 2.5 tackles that resulted in nine yards in losses in the LSU victory. As a unit, Montgomery led an LSU defense that limited Auburn to just nine first downs and 183 total yards (86 rushing, 97 passing). Auburn's longest drive of the game covered just 42 yards and they got inside the LSU 25-yard line just twice, one of which came after an LSU fumble that gave Auburn the ball at the LSU 26-yard line. The SEC honor is the second for Montgomery this year as he was named the league's defensive lineman of the week for his play in the 41-3 win over Washington in week 2.

2012 LSU Players of the Week Honors

Opponent	Player	Award
North Texas	RB Kenny Hilliard	Louisiana Offensive Player of the Week (LSWA)
Washington	CB Jalen Mills	SEC Freshman of the Week
	DE Sam Montgomery	SEC Defensive Lineman of the Week

LSU RECORD BOOK

Career Field Goals Made

Name	FG
1. David Brownlyke (1986-89)	61
...	
7. Mike Conway (1975-78)	33
Pedro Suarez (1990-92)	33
9. Chris Jackson (2003-06)	26
10. Drew Alleman (2011-present)	22

Career Field Goal Percentage

Name	Pct.
1. Josh Jasper (2008-10)	.839 (47-56)
2. Drew Alleman (2011-present)	.815 (22-27)
3. David Brownlyke (1986-89)	.813 (61-75)

Consecutive PAT Kicks Made

Name	PATs
1. David Brownlyke (1986-89)	109
2. Drew Alleman (2011-present)	87
3. Colt David (2005-06)	77

Career Punting Average

Name	Avg. Yds.
1. Brad Wing (2011-present)	44.6
2. Patrick Fisher (2004-07)	44.1
3. Chad Kessler (1994-97)	42.9

Career Tackles For Loss

Name	TFL
1. Anthony McFarland (1995-98)	55
...	
10. Rydell Malancon (1980-83)	28
-- Sam Montgomery (2010-present)	26.0
-- Barkevious Mingo (2010-present)	22.5

Career Sacks

Name	Sacks
1. Rydell Malancon (1980-83)	25
...	
10. Anthony McFarland (1995-98)	17
-- Sam Montgomery (2010-present)	13
-- Barkevious Mingo (2010-present)	11.5

TRUE FRESHMEN UNDER LES MILES

LSU coach **Les Miles** has never shyed away from playing true freshmen. In his eight years with the Tigers, a total of 73 true freshmen have seen action for LSU, including 15 this year. Here's the list of true freshmen who have played in their first year at LSU:

Year	Name
2005	LB Darry Beckwith and RB Steven Korte
2006	WR/RS Trindon Holliday, RB Charles Scott, DB Danny McCray, LB Jacob Cutrera, LB Perry Riley, TE Richard Dickson, WR Chris Mitchell, WR Jared Mitchell, DT Al Woods, and RB Keiland Williams.
2007	PK Josh Jasper, PK Andrew Crutchfield, LT Jarvis Jones, RT Joseph Barksdale, WR Terrance Toliver, DB Chad Jones, DT Drake Nevis.
2008	CB Patrick Peterson, CB Brandon Taylor, LB Ryan Baker, DB Karnell Hatcher, OT Greg Shaw, WR Deangelo Peterson, QB Jordan Jefferson, DB Derrick Bryant
2009	WR Rueben Randle, S Craig Loston, DT Josh Downs, CB Morris Claiborne, QB/WR Russell Shepard, FB Dominique Allen
2010	RB Alfred Blue, WR Kadron Boone, CB Tyrann Mathieu, FB Connor Neighbors, S Eric Reid, DB Tharold Simon, S Ronnie Vinson, RB Spencer Ware, WR Spencer Wright, LB Luke Muncie, DE Justin Maclin, FB J.C. Copeland
2011	WR Odell Beckham Jr., OG La'el Collins, PK James Hairston, RB Kenny Hilliard, DT Anthony Johnson, WR Jarvis Landry, RB Terrence Magee, DE Jermauria Rasco, S Ronald Martin
2012	LB Kwon Alexander, OT Vadal Alexander, CB Jalen Mills, P Jamie Keehn, S Jerqwinick Sandolph, LB Deion Jones, SNP Reid Ferguson, DL Danielle Hunter, LB Ronnie Feist, LB Lorenzo Phillips, S Corey Thompson, TE Dillon Gordon, CB Dwayne Thomas, LB Lamar Louis, and RB Jeremy Hill.

Idaho	S Ronald Martin	Louisiana Defensive Player of the Week (LSWA)
Auburn	DE Sam Montgomery	SEC Defensive Player of the Week

LSU's The Winningest Program In SEC Over Last 10 Years

LSU is the winningest program in the SEC since the start of the 2002 season as the Tigers have posted a 109-27 mark during that span. The 110 victories for LSU are seven better than Georgia. The following is a look at how the SEC stakes up over the past 10 years:

Team	W-L	Bowls	SEC Titles	Top 25
LSU	110-27	10	3	8
Georgia	103-34	10	2	8
Florida	99-36	10	2	6
Alabama	96-39	8	1	6
Auburn	95-38	9	2	6
Missouri	83-49	8	0	3
Arkansas	80-52	7	0	3
Tennessee	78-54	7	0	4
South Carolina	76-54	6	0	2
Texas A&M	67-61	6	0	3
Kentucky	58-69	5	0	0
Ole Miss	57-70	4	0	3
Miss. State	51-74	3	0	1
Vanderbilt	38-85	2	0	0

Cap and Gown Tigers

Two members of the LSU football team have already earned their degree and are currently either in graduate school or working towards a second undergraduate degree. Senior PK **Drew Alleman** graduated in December of 2011 with a degree in sports administration), while senior OL **Josh Dworaczyk** graduated in May of 2011 in general studies.

LSU's 20-Plus Yards Play Breakdown

BY PLAY

Pass.....	19
Rush	10
TOTAL	29

BY GAME

North Texas	8
Washington	6
Idaho.....	4
Auburn	4
Towson	7

BY QUARTER

1st	7
2nd	8
3rd	8
4th	6

RUSHING

Alfred Blue.....	3
Kenny Hilliard.....	3
Spencer Ware	2
Michael Ford.....	1
Russell Shepard	1

PASSING

Zach Mettenberger	19
-------------------------	----

RECEIVING

Odell Beckham Jr.....	6
Russell Shepard	3
Kadron Boone	3
Jarvis Landry.....	2
James Wright	2
Chase Clement	1
Nic Jacobs	1
Spencer Ware	1

20 OR MORE YARD TOUCHDOWNS

Kadron Boone	2
Kenny Hilliard	2
Alfred Blue	1
Odell Beckham Jr.....	1
Russell Shepard	1

LSU's 20-Plus Yards Plays of 2012

Yards	Type	Player	Opponent	Qtr.
78*	Run	Russell Shepard	Towson	1
71*	Run	Kenny Hilliard	Idaho	3
60	Run	Kenny Hilliard	North Texas	2
53*	Pass	Odell Beckham Jr. from Zach Mettenberger	Towson	4
46	Pass	Odell Beckham Jr. from Zach Mettenberger	Idaho	3
38*	Run	Kenny Hilliard	North Texas	1
37	Run	Alfred Blue	North Texas	1
34*	Pass	Kadron Boone from Zach Mettenberger	North Texas	4
33	Pass	Jarvis Landry from Zach Mettenberger	North Texas	4
33	Pass	Russell Shepard from Zach Mettenberger	Idaho	1
33	Pass	Spencer Ware from Zach Mettenberger	Auburn	4
32*	Pass	Kadron Boone from Zach Mettenberger	Washington	3
30	Pass	Russell Shepard from Zach Mettenberger	North Texas	3
30	Run	Spencer Ware	Auburn	2
29	Pass	Kadron Boone from Zach Mettenberger	Auburn	3
28	Run	Spencer Ware	Auburn	1
27	Pass	Chase Clement from Zach Mettenberger	Towson	2
27*	Pass	Odell Beckham Jr. from Zach Mettenberger	Towson	2
24	Pass	Odell Beckham Jr. from Zach Mettenberger	Washington	3
24	Pass	Odell Beckham Jr. from Zach Mettenberger	Towson	4
23	Pass	James Wright from Zach Mettenberger	Washington	2
23	Pass	Russell Shepard from Zach Mettenberger	Idaho	2
22	Pass	James Wright from Zach Mettenberger	Washington	2
22	Run	Michael Ford	Towson	3
21	Pass	Odell Beckham Jr. from Zach Mettenberger	North Texas	1
21*	Run	Alfred Blue	Washington	1
21	Pass	Nic Jacobs from Zach Mettenberger	Towson	4
20	Run	Alfred Blue	North Texas	3
20	Pass	Jarvis Landry from Zach Mettenberger	Washington	2

* Denotes play resulted in touchdown.

GAME-BY-GAME NOTABLES

Opponent	Captains	Coin Toss	Kickoff/Receive	LSU 1st Poss.	Game Time (CT)	Game Length	Jerseys	Result
North Texas	Alleman, Logan, Mettenberger, Reid	Won	Kickoff	Touchdown	6:02 p.m.	3:30	White	W, 41-14
Washington	Alleman, Blue, Landry, Mingo	Loss	Receive	Punt	6:05 p.m.	3:22	White	W, 41-3
Idaho	Alleman, Wing, Minter, Mettenberger	Loss	Kickoff	Touchdown	7:00 p.m.	3:13	Purple	W, 63-14
at Auburn	Alleman, Logan, Hurst, Landry	Won	Kickoff	Fumble	6:06 p.m.	3:21	White	W, 12-10
Towson	Alleman, Barrow, Reid, Ware	Loss	Receive	Punt	6:07 p.m.	3:33	Purple	W, 38-22

CHARTING THE OPPONENTS (all times Central)

North Texas (2-3)

Sept. 1	at LSU	L, 41-14
Sept. 8	Texas Southern	W, 34-7
Sept. 15	at Kansas State	L, 35-21
Sept. 22	Troy	L, 14-7
Sept. 29	at Florida Atlantic	W, 20-14
Oct. 6	at Houston	6 p.m.
Oct. 16	UL-Lafayette	8 p.m.
Oct. 27	at Middle Tennessee	2:30 p.m.
Nov. 3	Arkansas State	4 p.m.
Nov. 10	South Alabama	4 p.m.
Nov. 17	at UL-Monroe	3 p.m.
Nov. 24	at Western Kentucky	12 p.m.

Washington (3-1)

Sept. 1	San Diego State	W, 21-12
Sept. 8	at LSU	L, 41-3
Sept. 15	Portland State	W, 52-13
Sept. 27	Stanford	W, 17-13
Oct. 6	at Oregon	9:30 p.m.
Oct. 13	USC	TBA
Oct. 20	at Arizona	TBA
Oct. 27	Oregon State	TBA
Nov. 2	at California	8 p.m.
Nov. 10	Utah	TBA
Nov. 17	at Colorado	TBA
Nov. 23	at Washington State	2:30 p.m.

Idaho (0-5)

Aug. 30	Eastern Washington	L, 20-3
Sept. 8	at Bowling Green	L, 21-13
Sept. 15	at LSU	L, 63-14
Sept. 22	Wyoming	L, 40-37 OT
Sept. 29	at North Carolina	L, 66-0
Oct. 6	New Mexico State	4 p.m.
Oct. 13	at Texas Tech	6 p.m.
Oct. 20	at Louisiana Tech	6 p.m.
Nov. 3	San Jose State	4 p.m.
Nov. 10	at BYU	TBA
Nov. 17	UTSA	4 p.m.
Nov. 24	at Utah State	2 p.m.

Auburn (1-3)

Sept. 1	vs. Clemson	L, 26-19
Sept. 8	at Mississippi State	L, 28-10
Sept. 15	UL-Monroe	W, 31-28 OT
Sept. 22	LSU	L, 12-10
Oct. 6	Arkansas	11 a.m.
Oct. 13	at Ole Miss	TBA
Oct. 20	at Vanderbilt	TBA
Oct. 27	Texas A&M	TBA
Nov. 3	New Mexico State	TBA
Nov. 10	Georgia	TBA
Nov. 17	Alabama A&M	TBA
Nov. 24	at Alabama	TBA

Towson (2-2)

Aug. 30	at Kent State	L, 41-21
Sept. 15	William & Mary	W, 20-17
Sept. 22	St. Francis (Pa.)	W, 46-17
Sept. 29	at LSU	L, 38-22
Oct. 6	at James Madison	Noon
Oct. 13	Maine	6 p.m.
Oct. 20	Old Dominion	6 p.m.
Oct. 27	at Villanova	2:30 p.m.
Nov. 3	at Delaware	11 a.m.
Nov. 10	Rhode Island	2:30 p.m.
Nov. 17	at New Hampshire	2:30 p.m.

Florida (4-0)

Sept. 1	Bowling Green	W, 27-14
Sept. 8	at Texas A&M	W, 20-17
Sept. 15	at Tennessee	W, 37-20
Sept. 22	Kentucky	W, 38-0
Oct. 6	LSU	2:30 p.m.
Oct. 13	at Vanderbilt	TBA
Oct. 20	South Carolina	TBA
Oct. 27	vs. Georgia	2:30 p.m.
Nov. 3	Missouri	TBA
Nov. 10	UL-Lafayette	TBA
Nov. 17	Jacksonville State	TBA
Nov. 24	at Florida State	TBA

South Carolina (5-0)

Aug. 30	at Vanderbilt	W, 17-13
Sept. 8	East Carolina	W, 48-10
Sept. 15	UAB	W, 49-6
Sept. 22	Missouri	W, 31-10
Sept. 29	at Kentucky	W, 38-17
Oct. 6	Georgia	6 p.m.
Oct. 13	at LSU	TBA
Oct. 20	at Florida	TBA
Oct. 27	Tennessee	TBA
Nov. 10	Arkansas	TBA
Nov. 17	Wofford	Noon
Nov. 24	at Clemson	TBA

Texas A&M (3-1)

Aug. 30	at Louisiana Tech	PPD
Sept. 8	Florida	L, 20-17
Sept. 15	at SMU	W, 48-3
Sept. 22	South Carolina State	W, 70-14
Sept. 29	Arkansas	W, 58-10
Oct. 6	at Ole Miss	6 p.m.
Oct. 20	LSU	TBA
Oct. 27	at Auburn	TBA
Nov. 3	at Mississippi State	TBA
Nov. 10	at Alabama	TBA
Nov. 17	Sam Houston State	TBA
Nov. 24	Missouri	TBA

Alabama (5-0)

Sept. 1	vs. Michigan	W, 41-14
Sept. 8	Western Kentucky	W, 35-0
Sept. 15	at Arkansas	W, 52-0
Sept. 22	Florida Atlantic	W, 40-7
Sept. 29	Ole Miss	W, 33-14
Oct. 13	at Missouri	TBA
Oct. 20	at Tennessee	TBA
Oct. 27	Mississippi State	TBA
Nov. 3	at LSU	7 p.m.
Nov. 10	Texas A&M	TBA
Nov. 17	Western Carolina	TBA
Nov. 24	Auburn	TBA

Mississippi State (4-0)

Sept. 1	Jackson State	W, 56-9
Sept. 8	Auburn	W, 28-10
Sept. 15	at Troy	W, 30-24
Sept. 22	South Alabama	W, 30-10
Oct. 6	at Kentucky	11 a.m.
Oct. 13	Tennessee	TBA
Oct. 20	Middle Tennessee	TBA
Oct. 27	at Alabama	TBA
Nov. 3	Texas A&M	TBA
Nov. 10	at LSU	TBA
Nov. 17	Arkansas	TBA
Nov. 24	at Ole Miss	TBA

Ole Miss (3-2)

Sept. 1	Central Arkansas	W, 49-27
Sept. 8	UTEP	W, 28-10
Sept. 15	Texas	L, 66-31
Sept. 22	at Tulane	W, 39-0
Sept. 29	at Alabama	L, 33-14
Oct. 6	Texas A&M	6 p.m.
Oct. 13	Auburn	TBA
Oct. 27	at Arkansas	TBA
Nov. 3	at Georgia	TBA
Nov. 10	Vanderbilt	TBA
Nov. 17	at LSU	TBA
Nov. 24	Mississippi State	TBA

Arkansas (1-4)

Sept. 1	Jacksonville State	W, 49-24
Sept. 8	UL-Monroe	L, 34-31
Sept. 15	Alabama	L, 52-0
Sept. 22	Rutgers	L, 35-26
Sept. 29	at Texas A&M	L, 58-10
Oct. 6	at Auburn	11 a.m.
Oct. 13	Kentucky	TBA
Oct. 27	Ole Miss	TBA
Nov. 3	Tulsa	TBA
Nov. 10	at South Carolina	TBA
Nov. 17	at Mississippi State	TBA
Nov. 23	LSU	1:30 p.m.



SOUTHEASTERN CONFERENCE

2012 SEC Standings

Eastern Division

Team	SEC	Pct.	Overall
Georgia	3-0	1.000	5-0
South Carolina	3-0	1.000	5-0
Florida	3-0	1.000	4-0
Missouri	0-2	.000	3-2
Tennessee	0-2	.000	3-2
Vanderbilt	0-2	.000	1-3
Kentucky	0-2	.000	1-4

Western Division

Team	SEC	Pct.	Overall
Alabama	1-0	1.000	5-0
LSU	1-0	1.000	5-0
Mississippi State	1-0	1.000	4-0
Texas A&M	1-1	.500	3-1
Ole Miss	0-1	.000	3-2
Auburn	0-2	.000	1-3
Arkansas	0-2	.000	1-4

This Week in the SEC

Saturday, Oct. 6

- *Arkansas at Auburn • 11 a.m. (ESPN/ESPN2)
- *Mississippi St. at Kentucky • 11 a.m. (SECN)
- *LSU at Florida • 2:30 p.m. (CBS)**
- *Vanderbilt at Missouri • 6 p.m. (PPV)
- *Texas A&M at Ole Miss • 6 p.m. (ESPNU)
- *Georgia at South Carolina • 6 p.m. (ESPN)

All Times Central

* - denotes conference games

Last Week in the SEC

Texas A&M 58 Arkansas 10
 Missouri 21 Central Florida 16
 Georgia 51 Tennessee 44
 South Carolina 38 Kentucky 17
LSU 38 Towson 22
 Alabama 33 Ole Miss 14

BY THE NUMBERS

93,129

largest crowd in Tiger Stadium history
(lost to No. 1 Florida, 13-3, on Oct. 10, 2009)

1,500

old dorm rooms below the east and west stands

.723

winning percentage after 550 home games
(389-143-18)

89

89-yard punt return by Billy Cannon 50 years ago to beat Ole Miss on Halloween Night in 1959

89th

year of LSU football in Tiger Stadium dating back to 1924

76

times the crowd has exceeded 90,000 for a game

100,000

estimated capacity when South End Zone project is completed prior to 2014 season

428

windows replaced on the North End of the stadium prior to the 2012 season

59-5

Saturday night record since 2000

47-6

home record under head coach Les Miles

14

undefeated home seasons, including three under Les Miles

8

trips by the "ESPN College GameDay" crew

8th

largest on-campus stadium in the nation (92,542)

6

times named the toughest place in the nation to play a road game by national media outlets

1

win over a No. 1 ranked team (def. Florida, 28-21, in 1997)

Tiger Stadium

COLLEGE FOOTBALL'S ULTIMATE SETTING



“THE SCARIEST PLACE TO PLAY IN AMERICA”

- ESPN.COM, OCT. 2007; ESPN COLLEGE FOOTBALL LIVE, MAY 2011

Notables

- LSU began playing football in Tiger Stadium in 1924 and is currently in its 89th year in the venerable stadium. This season marks the 82nd year LSU has played under the lights in Death Valley. The Tigers defeated Spring Hill, 35-0, on Oct. 3, 1931 in the first night game in the stadium's history.
- LSU owns a nation-best 21-game home winning streak, which is the longest home winning streak in school history. Head coach **Les Miles** is 34-1 in Saturday Night home games. The Tigers' last home loss was to No. 1 Florida on Oct. 10, 2009 and the last non-conference loss was to UAB on Sept. 23, 2000.
- Since national attendance figures began being kept in 1957, LSU has finished in the nation's top 10 in average attendance in 48 of the past 55 seasons.
- Since 1960, LSU owns a stellar 225-60-4 (.783) record in traditional Tiger Stadium night games. The Tigers are 25-26-3 (.491) at home during the day in that span.
- LSU has won 34 consecutive home games over non-conference opponents. **Les Miles** is 25-0 in non-conference home games.

Quotables

“I'm not sure what it was like to walk into the Coliseum, but I bet it was something like this. The best place in the world to watch a sporting event.”

- **Wright Thompson, ESPN Senior Writer**

“Dark. That combined with Tiger Stadium on a Saturday night is something loud, strange and holy. There is noise everywhere in stadiums from Eugene to Tuscaloosa. Only in Baton Rouge is there a living, breathing lurking in its grand, old stadium.”

- **Dennis Dodd, CBSSports.com**

“Best stadium -- Tiger Stadium, LSU. The pregame festivities, the deafening noise -- there's no other place like it.”

- **Matt Hayes, Sporting News**

“All I began to hear was a chant 'L-S-U, L-S-U.' It got louder and louder. It was the loudest I've ever heard a stadium.”

- **Mark Richt, Georgia Head Coach**

“Death Valley is the pound-for-pound king of noise in college football. The place is just mind-numbingly loud for a ridiculous amount of time.”

- **Bruce Feldman, CBSSports.com**

The Last Meeting

LSU

#17/18 Florida

11

#1/2 LSU

41



Oct. 8, 2011 • Tiger Stadium • Baton Rouge, La. • 93,022

Ware Leads LSU Rushing Attack Past Florida, 41-11

Spencer Ware rushed for a career-high 109 yards and 2 TDs and the Tiger defense limited Florida to just 213 yards as LSU rolled to a 41-11 win over the 17th-ranked Gators in Tiger Stadium. LSU scored on four of its first five possessions - including a 46-yard TD pass from Jarrett Lee to Rueben Randle on the Tigers' second offensive play of the game. LSU quickly built a 14-0 lead on a 2-yard run by Ware at the 6:40 mark in the first quarter. **Drew Alleman** added a 35-yard field goal and Ware an 8-yard TD run as the Tigers built a 24-0 first half lead. Florida scored its only TD of the game late in the third quarter to cut the deficit to 27-11, but the Tigers responded with a TD on its next possession to put the game out of reach at 24-11. Alfred Blue closed out the scoring with a 2-yard run with just over a minute left in the game. LSU's defense held Florida to nine first downs as the Gators completed just 9 passes for a total of 113 yards passing. LSU had its best offensive showing of the season, totaling 453 total yards (238 rushing, 253 passing). Lee connected on 7-of-10 passes for 154 yards and one score, while Jordan Jefferson connected on 3-of-4 attempts for 61 yards and a score. Blue added 70 rushing yards and 1 TD for the Tigers. Defensively, Tyrann Mathieu had 6 tackles, including one for a 7-yard loss, and an interception.

Scoring

UF	0	3	8	0	-11
LSU	14	10	3	14	-41

LSU	11:55	1Q	Randle 46 pass from Lee (Alleman kick)
LSU	6:40	1Q	Ware 2 run (Alleman kick)
LSU	13:22	2Q	Alleman 35 FG
LSU	6:50	2Q	Ware 8 run (Alleman kick)
UF	0:08	2Q	Sturgis 34 FG
LSU	4:40	3Q	Alleman 23 FG
UF	0:40	3Q	Debose 65 pass from Brissett (Rainey rush)
LSU	12:20	4Q	Joseph 2 pass from Jefferson (Alleman kick)
LSU	1:27	4Q	Blue 2 run (Alleman kick)

STATISTICAL COMPARISON

Category	LSU	UF	CONF. (NCAA) RANKING	
			LSU	UF
Record:	5-0	4-0	--	--
Conference:	1-0	3-0	--	--
Scoring Offense:	39.0	30.5	5 (24)	9 (50)
Total Offense:	432.8	407.5	5 (47)	8 (60)
Rushing Offense:	229.6	224.5	2 (18)	3 (20)
Passing Offense:	203.2	183.0	12 (93)	13 (107)
Scoring Defense:	12.6	12.8	4 (9)	5 (10)
Total Defense:	217.8	305.0	2 (4)	4 (17)
Pass Defense:	134.8	185.8	2 (6)	4 (25)
Rushing Defense:	83.0	119.3	3 (9)	6 (36)
KD Ret. Avg.:	22.5	19.5	9 (50)	14 (84)
Punt Ret. Avg.:	10.2	9.6	6 (50)	7 (54)
Time of Poss.:	30:08	34:47	4 (55)	1 (2)
3rd Down Conv.:	29-66	23-58	7 (47)	9 (72)
Opp. 3rd-D Conv:	20-74	18-62	2 (8)	4 (15)
TO Margin:	+4	+5	6 (30)	4 (18)
Net Punting:	41.1	43.4	4 (17)	2 (3)
Fumbles Recovered:	4	1	4 (45)	7 (103)
Passes Intercepted:	8	6	2 (7)	4 (26)
Fumbles Lost:	6	1	7 (96)	2 (6)
Turnovers Gained:	12	7	3 (11)	6 (70)
Turnovers Lost:	8	2	6 (55)	2 (3)
Passing Efficiency:	148.1	154.9	6 (34)	5 (27)
Pass Efficiency Defense	88.6	88.3	3 (6)	2 (5)
Fewest Penalties:	8.4	8.0	14 (108)	13 (99)
Fewest Yards Penalized:	61.0	64.0	13 (82)	14 (85)
Sacks:	2.2	1.3	8 (51)	12 (97)
Tackles for Losses:	8.2	5.0	4 (14)	10 (84)
First Downs:	20.8	19.2	5 (65)	12 (84)
Red Zone Offense:	19-25	13-14	10 (85)	2 (11)
Red Zone Defense:	8-8	8-10	14 (114)	10 (59)

The Series: Florida leads 30-25-3

1937: LSU, 19-0	Sept. 25 at Baton Rouge
1941: LSU, 10-7	Oct. 25 at Baton Rouge
1953: Tie, 21-21	Oct. 24 at Gainesville
1954: LSU, 20-7	Oct. 23 at Baton Rouge
1955: UF, 18-14	Oct. 15 at Gainesville
1956: UF, 21-6	Oct. 27 at Baton Rouge
1957: UF, 22-14	Oct. 26 at Gainesville
1958: LSU, 10-7	Oct. 25 at Baton Rouge
1959: LSU, 9-0	Oct. 24 at Gainesville
1960: UF, 13-10	Oct. 22 at Baton Rouge
1961: LSU, 23-0	Oct. 28 at Gainesville
1962: LSU, 23-0	Oct. 27 at Baton Rouge
1963: LSU, 14-0	Oct. 26 at Gainesville
1964: UF, 20-6	Nov. 28 at Baton Rouge
1965: UF, 14-7	Oct. 2 at Gainesville
1966: UF, 28-7	Oct. 22 at Baton Rouge
1967: LSU, 37-6	Oct. 7 at Gainesville
1971: LSU, 48-7	Oct. 9 at Baton Rouge
1972: Tie, 3-3	Nov. 25 at Gainesville
1973: LSU, 24-3	Oct. 6 at Baton Rouge
1974: UF, 24-14	Oct. 5 at Gainesville
1975: UF, 34-6	Oct. 4 at Baton Rouge
1976: UF, 28-23	Oct. 2 at Gainesville
1977: LSU, 36-14	Oct. 1 at Baton Rouge
1978: LSU, 34-21	Oct. 7 at Gainesville
1979: LSU, 20-3	Oct. 6 at Baton Rouge
1980: LSU, 24-7	Oct. 4 at Gainesville
1981: UF, 24-10	Oct. 3 at Baton Rouge
1982: LSU, 24-13	Oct. 2 at Gainesville
1983: UF, 31-17	Oct. 1 at Baton Rouge

1984: Tie, 21-21	Sept. 8 at Gainesville
1985: UF, 20-0	Oct. 5 at Baton Rouge
1986: LSU, 28-17	Oct. 4 at Gainesville
1987: LSU, 13-10	Oct. 3 at Baton Rouge
1988: UF, 19-6	Oct. 1 at Gainesville
1989: UF, 16-13	Oct. 7 at Baton Rouge
1990: UF, 34-8	Oct. 6 at Gainesville
1991: UF, 16-0	Oct. 5 at Baton Rouge
1992: UF, 28-21	Oct. 10 at Gainesville
1993: UF, 58-3	Oct. 9 at Baton Rouge
1994: UF, 42-18	Oct. 8 at Gainesville
1995: UF, 28-10	Oct. 7 at Baton Rouge
1996: UF, 56-13	Oct. 12 at Gainesville
1997: LSU 28-21	Oct. 11 at Baton Rouge
1998: UF, 22-10	Oct. 10 at Gainesville
1999: UF, 31-10	Oct. 9 at Baton Rouge
2000: UF, 41-9	Oct. 7 at Gainesville
2001: UF, 44-15	Oct. 6 at Baton Rouge
2002: LSU, 36-7	Oct. 12 at Gainesville
2003: UF, 19-7	Oct. 11 at Baton Rouge
2004: LSU, 24-21	Oct. 9 at Gainesville
2005: LSU, 21-17	Oct. 15 at Baton Rouge
2006: UF, 23-10	Oct. 7 at Gainesville
2007: LSU, 28-24	Oct. 6 at Baton Rouge
2008: UF, 51-21	Oct. 11 at Gainesville
2009: UF, 13-3	Oct. 10 at Baton Rouge
2010: LSU, 33-29	Oct. 9 at Gainesville
2011: LSU, 41-11	Oct. 8 at Baton Rouge

At Baton Rouge: Florida leads, 16-14
At Gainesville: Florida leads, 14-11-3

LSU Tigers Depth Chart

OFFENSE

X	82	James Wright	6-2	203	Jr.
	86	Kadron Boone	6-0	207	Jr.
LT -or-	68	Josh Dworaczyk	6-6	300	Sr.
	72	Alex Hurst	6-6	331	Sr.
	73	Chris Davenport	6-4	330	Jr.
	65	Jerald Hawkins	6-6	300	Fr.-HS
LG	70	La'el Collins	6-5	321	So.
	68	Josh Dworaczyk	6-6	300	Sr.
	71	Jonah Austin	6-6	329	Fr.-RS
C	64	P. J. Lonergan	6-4	305	Sr.
	55	Elliott Porter	6-4	300	So.
RG	74	Josh Williford	6-7	334	Jr.
	56	Trai Turner	6-3	306	Fr.-RS
RT -or-	72	Alex Hurst	6-6	331	Sr.
	78	Vadal Alexander	6-6	350	Fr.-HS
Y	88	Chase Clement	6-5	265	Sr.
	84	Nic Jacobs	6-5	265	So.
	41	Travis Dickson	6-3	230	So.
Z	3	Odell Beckham, Jr.	6-0	187	So.
	10	Russell Shepard	6-1	195	Sr.
	14	Terrence Magee	5-9	212	So.
3-Wide	80	Jarvis Landry	6-0	195	So.
QB	8	Zach Mettenberger	6-5	230	Jr.
	17	Stephen Rivers	6-8	225	Fr.-RS
	1	Rob Bolden	6-4	208	Jr.
RB -or- -or-	27	Kenny Hilliard	6-0	231	So.
	11	Spencer Ware	5-11	225	Jr.
	42	Michael Ford	5-10	216	Jr.
	33	Jeremy Hill	6-2	235	Fr.-HS
FB	44	J.C. Copeland	6-1	272	Jr.
	43	Connor Neighbors	5-11	236	So.

SPECIAL TEAMS

PK	30	Drew Alleman	5-11	183	Sr.
	30	James Hairston	6-1	220	So.
KO	30	James Hairston	6-1	220	So.
	30	Drew Alleman	5-11	182	Jr.
PR	3	Odell Beckham, Jr.	6-0	187	So.
	80	Jarvis Landry	6-0	195	So.
HOLD	38	Brad Wing	6-3	184	So.
	48	Seth Fruge	5-11	189	Jr.

DEFENSE

LE -or-	49	Barkevious Mingo	6-5	240	Jr.
	89	Lavar Edwards	6-5	258	Sr.
	59	Jermauria Rasco	6-3	255	So.
LT -or-	90	Anthony Johnson	6-3	304	So.
	77	Josh Downs	6-1	287	Sr.
	9	Ego Ferguson	6-3	308	So.
RT	18	Bennie Logan	6-3	295	Jr.
	9	Ego Ferguson	6-3	308	So.
	95	Quentin Thomas	6-3	294	Fr.-RS
RE	99	Sam Montgomery	6-5	260	Jr.
	89	Lavar Edwards	6-5	258	Sr.
	87	Chancey Aghayere	6-4	266	Sr.
Sam	52	Luke Muncie	6-3	210	Jr.
	25	Kwon Alexander	6-2	215	Fr.-HS
	23	Lamar Louis	6-0	220	Fr.-HS
Mike	46	Kevin Minter	6-2	245	Jr.
	22	Ronnie Feist	6-2	230	Fr.-HS
	51	Trey Granier	6-1	227	Fr.-HS
Will	57	Lamin Barrow	6-2	229	Jr.
	45	Deion Jones	6-2	202	Fr.-HS
	35	Lorenzo Phillips	6-2	215	Fr.-HS
LCB	28	Jalen Mills	6-0	185	Fr.-HS
	32	Jalen Collins	6-2	195	Fr.-RS
SS	6	Craig Loston	6-2	205	Jr.
	34	Micah Eugene	5-11	190	Fr.-RS
	12	Corey Thompson	6-2	210	Fr.-HS
FS	1	Eric Reid	6-2	212	Jr.
	26	Ronald Martin	6-1	202	So.
RCB	24	Tharold Simon	6-3	187	Jr.
	13	Dwayne Thomas	6-0	175	Fr.-HS
	19	Derrick Raymond	6-1	175	Fr.-HS
Nickel	34	Micah Eugene	5-11	190	Fr.-RS

PRONUNCIATIONS

Players		
87	Chancey Aghayere	DE
	Ah-gah-yair-ee	
78	Vadal Alexander	OT
	vuh-Dall	
30	Drew Alleman	P/K
	Al-uh-maw	
57	Lamin Barrow	LB
	luh-Meen	
86	Kadron Boone	WR
	Kay-drun	
88	Chase Clement	TE
	Clay-maw	
70	La'el Collins	OG
	Lah-ell	
68	Josh Dworaczyk	RG
	Duh-ross-ic	
22	Ronnie Feist	LB
	Feast	
48	Seth Fruge	HLD
	Fru-zhay	
49	Barkevious Mingo	LB
	Bar-kee-vee-us	
43	Jerqwinick Sandolph	S
	Jer-qwin-ick	
24	Tharold Simon	CB
	Sye-munn	
Coaches		
	Steve Kragthorpe	OC
	Krag-thorpe	
	Greg Studrawa	OL
	Stu-draw-uh	

LOCATION OF COACHES

On The Field	
Les Miles, head coach	
Steve Kragthorpe, quarterbacks	
Frank Wilson, running backs	
Steve Ensminger, tight ends	
Brick Haley, defensive line	
Adam Henry, wide receivers	
Thomas McGaughey, special teams	
Corey Raymond, defensive backs	
In The Press Box	
John Chavis, defensive coordinator	
Greg Studrawa, offensive coordinator	

CAREER STARTS/GAME-BY-GAME STARTERS

				FB Copeland 8		TB Ware 11 Blue 5 Ford 4 Hilliard 1 Shepard 1					
							QB Mettenberger 5				
WR Wright 4 Landry 1		TE Clement 15	RT Hurst 28 Faulk 2 Alexander 1	RG Williford 18	C Loneragan 30 Porter 1	LG Collins 5 Dworaczyk 26 Williford 1	LT Faulk 14 Dworaczyk 3 Hurst 1			WR Beckham, Jr. 16 Shepard 11 Boone 3	
LCB Mills 5 Simon 2		LE Edwards 6 Mingo 4 Aghayere 3		LT Downs 3 Johnson 3		RT Logan 19	RE Montgomery 20 Edwards 7 Mingo 4 Aghayere 2			RCB Simon 5	
	Sam Muncie 4 Alexander 1 Jones 1										
				Mike Minter 19		Will Barrow 7					
Nickel										Dime	
		SS Loston 5 Reid 3 Martin 1				FS Reid 18 Loston 1					

OFFENSIVE GAME-BY-GAME STARTERS

Game	X	Z	LT	LG	C	RG	RT	TE	FB	TB	QB
North Texas	Wright	Beckham, Jr.	Faulk	Collins	Loneragan	Williford	Hurst	Clement	Copeland	Blue	Mettenberger
Washington	Wright	Beckham, Jr.	Dworaczyk	Collins	Loneragan	Williford	Hurst	Clement	Copeland	Blue	Mettenberger
Idaho	Shepard	Beckham, Jr.	Dworaczyk	Collins	Porter	Williford	Hurst	Clement	Copeland	Blue	Mettenberger
at Auburn	Wright	Beckham, Jr.	Dworaczyk	Collins	Loneragan	Williford	Hurst	Clement	Copeland	Hilliard	Mettenberger
Towson	Boone	Beckham, Jr.	Hurst	Collins	Loneragan	Williford	Alexander	Clement	Copeland	Ware	Mettenberger
at Florida											
South Carolina											
at Texas A&M											
Alabama											
Mississippi State											
Ole Miss											
at Arkansas											

DEFENSIVE GAME-BY-GAME STARTERS

Game	LE	LT	RT	RE	WILL	MIKE	SAM	LCB	RCB	SS	FS
North Texas	Mingo	Downs	Logan	Edwards	Barrow	Minter	Muncie	Mills	Simon	Loston	Reid
Washington	Mingo	Downs	Logan	Montgomery	Barrow	Minter	Muncie	Mills	Simon	Loston	Reid
Idaho	Edwards	Johnson	Logan	Montgomery	Barrow	Minter	Muncie	Mills	Simon	Martin	Reid
at Auburn	Edwards	Johnson	Logan	Montgomery	Barrow	Minter	Muncie	Mills	Simon	Loston	Reid
Towson	Edwards	Johnson	Logan	Montgomery	Barrow	Minter	Alexander	Mills	Simon	Loston	Reid
at Florida											
South Carolina											
at Texas A&M											
Alabama											
Mississippi State											
Ole Miss											
at Arkansas											



87
Chancey Aghayere
 Defensive End
 6-4 • 265 • Sr. • 3L
 Garland, Texas (Garland)

SENIOR SEASON (2012)
 One of the veterans of the LSU defensive line with playing time in 35 games ... Earned a PBU versus Idaho ... Credited with an 11-yard sack on an intentional

grounding call against Washington.

CAREER HIGHS

Total tackles: 5, twice (Last: vs. Tennessee, 2010)
 Tackles for loss: 1.0, three times (Last: vs. Washington, 2012)
 Sacks: 1.0, twice (Last: vs. Washington, 2012)

AGHAYERE'S CAREER DEFENSIVE STATS

YEAR	G-GS	UT	AT	TT	TFL	SACKS	PBU	QBH	INT	FF	FR
2009	11-3	3	9	12	2.0-6	1.0-3	2	2	0	0	0
2010	12-2	9	12	21	1.5-2	0	1	0	0	0	0
2011	8-0	0	3	3	0	0	0	0	0	0	0
2012	4-0	2	2	4	1.0-11	1.0-11	1	0	0	0	0
Totals	35-5	14	26	40	4.5-19	2.0-14	4	2	0	0	0



25
Kwon Alexander
 Linebacker
 6-2 • 215 • Fr. • HS
 Oxford, Ala. (Oxford)

TRUE FRESHMAN SEASON (2012)
 Made his first career start against Towson and finished with four tackles, one PBU and one forced fumble ... Picked up three solo tackles and a QB hurry against

Washington ... Made his first appearance as a Tiger against North Texas and recovered a fumble late in the game ... A versatile player who can line up at any of the three linebacker positions ... Chosen as a finalist for the High School Butkus Award, given annually to the nation's top linebacker.

CAREER HIGHS

Total tackles: 4 vs. Towson, 2012
 Tackles for loss: 0

ALEXANDER'S CAREER DEFENSIVE STATS

YEAR	G-GS	UT	AT	TT	TFL	SACKS	PBU	QBH	INT	FF	FR
2012	5-1	5	4	9	0	0	1	1	0	1	1-0
Totals	5-1	5	4	9	0	0	1	1	0	1	1-0



78
Vadal Alexander
 Offensive Tackle
 6-6 • 350 • Fr. • HS
 Buford, Ga. (Buford)

TRUE FRESHMAN SEASON (2012)
 Season Totals: 107 snaps, 7 knockdowns ... Made the first start of his career at right tackle against Towson and played all 61 snaps with two knockdown blocks ... Saw extensive action at right tackle against Idaho, playing 32 snaps with five knockdowns ... Competed in three snaps on the o-line versus Washington ... Played his first snaps at LSU in the season opener against North Texas, seeing action in 11 plays ... Enrolled early in the spring of 2012 and has used the added practice to solidify himself as the backup at right tackle in his first season at LSU ... One of the top offensive linemen in the nation as a senior at Buford High School.



30
Drew Alleman
 Placekicker
 5-11 • 183 • Sr. • 1L
 Lafayette, La. (Acadiana)

2012 Lou Groza Award Watch List
SENIOR SEASON (2012)
 One of the best placekickers in the nation who returns as the starter for the second straight season ... Ranks as the second-most accurate kicker in school history at .815 (22 of 27) behind Josh Jasper's .839 (47 of 56) ... Currently holds the second-longest streak in school history with 87 consecutive made PATs, only trailing David Brownlyke's record of 109 straight ... Holds sole possession of 10th place in LSU career field goals made with 22 ... Ranks fourth in the SEC in scoring for kickers with an average of 8.6 points per game ... Made 1-2 field goals against Tossing, hitting from 23 and missing from 51 ... Converted 1-2 field goals at Auburn, hitting from 30 yards and missing from 34 ... Was not called upon to kick a field goal against Idaho but nailed all nine of his PAT attempts ... Hit a perfect 2-2 on field goals and 5-5 on PATs against Washington ... Made 2-3 field goals in the season opener against North Texas, tying his career long with a 44-yarder while also adding a 30-yarder ... Had a string of 11 straight field goals made snapped when he missed from 34 yards in the second quarter against North Texas ... Finished his junior campaign as a 2011 Lou Groza Award Semifinalist.

CAREER HIGHS

Field Goals Attempted: 4 at Mississippi State, 2011
 Field Goals Made: 4 at Mississippi State, 2011
 Long FG: 44, twice (Last: vs. North Texas, 2012; First: vs. Oregon, 2011)
 Kickoffs: 8 vs. Oregon, 2011
 Kickoff Yards: 481 vs. Oregon, 2011
 Kickoff Avg.: 65.0 vs. McNeese State, 2010
 Punts: 2 vs. Tulane, 2009
 Punting Yards: 51 vs. Tulane, 2009
 Punting Avg.: 25.5 vs. Tulane, 2009

ALLEMAN'S CAREER FIELD GOAL TOTALS


YEAR	FGM-FGA	1-19	20-29	30-39	40-49	50-99	LG	PAT	POINTS
2011	16-18	2-2	6-6	5-6	3-3	0-1	44	62-63	110
2012	6-9	1-1	1-1	3-5	1-1	0-1	44	25-25	43
Totals	22-27	3-3	7-7	8-11	4-4	0-2	44	87-88	153

ALLEMAN'S CAREER KICKOFF STATS

YEAR	G-GS	NO.	YDS.	AVG.	TB	OB
2009	1-0	0	0	0	0	0
2010	2-0	7	444	63.4	0	0
2011	13-0	13	725	55.8	0	0
2012	5-0	0	0	0	0	0
Totals	21-0	20	1,169	58.45	0	0

ALLEMAN'S CAREER PUNTING TOTALS

YEAR	NO.	YDS.	AVG.	LG	I20	TB
2009	2	51	25.5	33	1	0
2010	0	0	0	0	0	0
2011	0	0	0	0	0	0
2012	0	0	0	0	0	0
Totals	2	51	25.5	33	1	0



57
Lamin Barrow
 Linebacker
 6-2 • 232 • Jr. • 2L
 Marrero, La. (John Ehret)

JUNIOR SEASON (2012)
 Is the starter at the Will linebacker position ... Ranks as the team's second-leading tackler with 30 stops through five games ... Credited with two QB hurries, one PBU and six tackles versus Towson ... Finished second on the team with six total tackles, including one TFL and a QB hurry, at Auburn ... Established a new career high with a team-leading eight tackles against North Texas ... Third-leading tackler for the Tigers against Washington with five stops.

CAREER HIGHS

Total tackles: 8 vs. North Texas, 2012
 Tackles for loss: 1.0, twice (Last: at Auburn, 2012; First: at Mississippi State, 2011)

BARROW'S CAREER DEFENSIVE STATS

YEAR	G-GS	UT	AT	TT	TFL	SACKS	PBU	QBH	INT	FF	FR
2010	12-1	8	10	18	0.5-0	0	0	0	0	0	1-0
2011	13-1	4	13	17	1.0-5	0	0	0	0	0	0
2012	5-5	12	18	30	1.0-1	0	1	3	0	0	0
Totals	29-7	24	41	65	2.5-6	0	1	3	0	0	1-0



3
Odell Beckham, Jr.
 Wide Receiver
 6-0 • 187 • So. • 1L
 New Orleans, La. (Isidore Newman School)

SOPHOMORE SEASON (2012)

Set career highs with 128 receiving yards and two TD catches against Towson, becoming the first LSU receiver to catch multiple TDs since Rueben Randle vs.

Auburn last year ... His 128 receiving yards against Towson is his first 100-yard receiving game ... Displayed his tremendous athleticism with a 70-yard punt return for a touchdown against North Texas ... Also had a 76-yard return for a TD versus North Texas negated by a block in the back penalty ... A preseason All-SEC selection, he will be counted on as a "go-to" receiver and punt and kickoff returner.

CAREER HIGHS

Receptions: 8 at Mississippi State, 2011
 Yards: 128 vs. Towson, 2012
 Long: 53 vs. Towson, 2012
 Touchdowns: 2 vs. Towson, 2012

BECKHAM JR.'S CAREER RECEIVING STATS


YEAR	G-GS	REC.	YDS.	TD	LG
2011	14-9	41	475	2	52
2012	5-5	16	286	2	53
Totals	19-14	57	761	4	53

BECKHAM JR.'S CAREER PUNT RETURN STATS

YEAR	NO.	YDS.	AVG.	TD	LG
2011	9	77	8.6	0	36
2012	14	146	10.4	1	70 (TD)
Totals	23	223	9.7	1	70 (TD)

BECKHAM JR.'S CAREER KICKOFF RETURN STATS

YEAR	NO.	YDS.	AVG.	TD	LG
2011	5	120	24.0	0	34
2012	4	74	18.5	0	34
Totals	9	194	21.5	0	34



4
Alfred Blue
 Running Back
 6-2 • 220 • Jr. • 2L
 Boutte, La. (Hahnville)

JUNIOR SEASON (2012)

Injured against Idaho and missed the Auburn game ... Picked up 46 yards and a touchdown on 10 carries against Idaho ... Ran for 101 yards and a

touchdown on 14 carries against Washington ... Became the first Tiger to rush for 100 yards in back-to-back games since Stevan Ridley in 2010 and the first to do it in the first two games of a season since Charles Scott in 2008 ... Made his third career start against North Texas and set a career high with 123 rushing yards while tying his personal best of 16 carries ... Joined with Kenny Hilliard to become the first LSU duo each to rush for 100 yards in the season opener since 1982 ... A versatile back who has speed to hit the corner and toughness to run between the tackles ... Started the first three games of the season.

RUSHING CAREER HIGHS

Attempts: 16, twice (Last: vs. North Texas, 2012; First: vs. Kentucky, 2011)
 Yards: 123 vs. North Texas, 2012
 Touchdowns: 2 vs. Western Kentucky, 2011
 Long: 57 at Ole Miss, 2011

RECEIVING CAREER HIGHS

Receptions: 3 vs. Idaho, 2012
 Yards: 22 vs. Idaho, 2012
 Touchdowns: 0
 Long: 14 vs. Washington, 2012

BLUE'S CAREER RUSHING STATS

YEAR	G-GS	ATT.	YDS.	TD	LG
2010	11-1	20	101	1	16
2011	13-1	78	539	7	57
2012	3-3	40	270	2	37
Totals	27-5	138	910	10	57

BLUE'S CAREER RECEIVING STATS

YEAR	G-GS	REC.	YDS.	TD	LONG
2010	11-1	1	1	0	1
2011	13-1	3	-3	0	2
2012	3-3	7	45	0	14
TOTALS	27-5	11	43	0	14



86
Kadron Boone
 Wide Receiver
 6-0 • 207 • Jr. • 2L
 Ocala, Fla.
 (Trinity Catholic)

JUNIOR SEASON (2012)

One of the most experienced receivers having played in all 32 games in his


career with five starts ... Leads the team with three receiving TDs ... Tied his career best with three catches against Towson ... Led LSU's receivers with three catches for 49 yards at Auburn, including a 29-yard reception in the third quarter that set up the field goal that turned out to be the game winner ... Caught a TD pass in three straight games to open the season, including a 17-yard catch and run against Idaho ... Caught a touchdown pass on a 32-yard strike from Zach Mettenberger against Washington ... Hauled in two catches for 46 yards and a 34-yard touchdown against North Texas.

CAREER HIGHS

Receptions: 3, twice (Last: vs. Towson, 2012; First: at Auburn, 2012)
 Yards: 49 at Auburn, 2012
 Touchdowns: 1, five times (Last: vs. Idaho, 2012)
 Long: 34 vs. North Texas, 2012

BOONE'S CAREER RECEIVING STATS

YEAR	G-GS	REC.	YDS.	TD	LONG
2010	13-0	4	52	0	24
2011	14-4	7	82	2	21
2012	5-1	10	177	3	34
TOTALS	32-5	21	311	5	34



88
Chase Clement
 Tight End
 6-5 • 265 • Sr. • 3L
 Thibodaux, La. (E.D. White)

• 2012 Mackey Award Watch List

SENIOR SEASON (2012)

Starting tight end for the Tigers ... Played in 45 games with 14 starts ... Has three receptions this season for 37 yards ... Tied his career long with a 27-yard reception against Towson.

CAREER HIGHS

Receptions: 2, twice (Last: at Alabama, 2011)
 Yards: 40 vs. Auburn, 2011
 Touchdowns: 1 at West Virginia, 2011
 Long: 27, twice (Last: vs. Towson, 2012; First: vs. Auburn, 2011)

CLEMENT'S CAREER RECEIVING STATS

YEAR	G-GS	REC.	YDS.	TD	LG
2009	13-0	0	0	0	0
2010	13-8	2	42	0	21
2011	14-1	7	96	1	27
2012	5-5	3	37	0	27
TOTALS	45-14	12	175	1	27



32
Jalen Collins
 Cornerback
 6-0 • 180 • Fr. • RS
 Olive Branch, Miss. (Olive Branch)

REDSHIRT FRESHMAN SEASON (2012)

Recorded two PBUs on tipped passes that led to interceptions by Ronald Martin against Idaho ... Saw his first action as a Tiger in the season opener against North Texas ... Athletic defensive back who will see action at one of the cornerback positions in 2012 ... Came on strong in spring drills and was recipient of the "Most Improved" award.

CAREER HIGHS

Total tackles: 4 vs. Towson, 2012
 Tackles for loss: 0
 PBUs: 2 vs. Idaho, 2012
 Interceptions: 0

COLLINS' CAREER DEFENSIVE STATS

YEAR	G-GS	UT	AT	TT	TFL	SACKS	PBU	QBH	INT	FF	FR
2012	5-0	4	4	8	0-0	0	2	0	0	0	0
Totals	5-0	4	4	8	0-0	0	2	0	0	0	0




70
La'el Collins

Offensive Guard
6-5 • 321 • So. • 1L
Baton Rouge, La. (Redemptorist)

SOPHOMORE SEASON (2012)

Starting left guard ... Season Totals: 287 snaps, 17.5 knockdowns ... Played 59 snaps against Towson and recorded 2.5 knockdowns ... Saw action in all

70 offensive snaps and produced 5.5 knockdowns at Auburn ... Played 60 snaps and posted one knockdown versus Idaho ... Led the team with 5.5 knockdowns on 62 snaps against Washington ... Made his first career start against North Texas and earned three knockdowns in 36 snaps ... Saw action in 46 snaps on the offensive line in 2011 and posted five knockdown blocks.



44
J.C. Copeland

Fullback
6-1 • 272 • Jr. • 1L
LaGrange, Ga. (Troup County)

JUNIOR SEASON (2012)

Carried the ball once for a one-yard TD against Towson ... Rushed for a touchdown in back-to-back games after he scored from one yard out versus

Washington ... Scored his first career touchdown on a five-yard dive against North Texas ... A wrecking ball in the backfield for the Tigers who takes pride in blocking defensive linemen ... Listed as the starter at fullback after sharing time with James Stampley at the position last year ... A converted defensive lineman who enters just his second full season at fullback after making the move from defense to offense as a freshman.

CAREER HIGHS

Attempts: 4 vs. North Texas, 2012
Yards: 33 vs. North Texas, 2012
Touchdowns: 1, three (Last: vs. Towson, 2012)
Long: 16 vs. North Texas, 2012

COPELAND'S CAREER RUSHING STATS

YEAR	G-GS	ATT.	YDS.	TD	LONG
2010	4-0	0	0	0	0
2011	14-4	2	0	0	0
2012	5-5	9	41	3	16
TOTALS	23-9	11	41	3	16



77
Josh Downs

Defensive Tackle
6-1 • 287 • Sr. • 3L
Bastrop, La. (Bastrop)

SENIOR SEASON (2012)

One of LSU's most experienced interior defensive linemen having played in 40 games ... Made his second career start against North Texas and finished


with four tackles.

CAREER HIGHS

Total tackles: 4, twice (Last: vs. North Texas, 2012; First: vs. Auburn, 2009)
Tackles for loss: 1, four times (Last: at Vanderbilt, 2010)
Sacks: 1 vs. North Carolina, 2010

DOWN'S' CAREER DEFENSIVE STATS

YEAR	G-GS	UT	AT	TT	TFL	SACKS	PBU	QBH	INT	FF	FR
2009	11-0	2	7	9	3.5-8	0	0	0	0	0	0
2010	12-0	2	8	10	2.0-12	1.0-9	0	0	0	0	0
2011	12-1	3	6	9	0.5-1	0	0	1	0	0	0
2012	5-2	0	6	6	0	0	0	0	0	0	0
TOTALS	40-3	7	27	34	6.0-10	1.0-9	0	1	0	0	0



68
Josh Dworaczky

Offensive Lineman
6-6 • 300 • Sr. • 3L
New Iberia, La. (Catholic-New Iberia)

SENIOR SEASON (2012)

Took over the starting left tackle position after Chris Faulk went down before the Washington game ... Season Totals: 195 snaps, 10.5 knockdowns ... Did

not play against Towson ... Earned 4.5 knockdowns in 70 snaps at Auburn ... Was in on 28 plays against Idaho and registered 1.5 knockdowns ... Recorded three knockdowns in 66 snaps making his first career start at left tackle against the Huskies ... Played in 31 snaps against North Texas and tallied 1.5 knockdowns ... Listed as the backup at left guard but can play all five positions across the line ... LSU's most experienced offensive lineman entering the 2012 season ... Granted a sixth year of eligibility by the NCAA after missing the entire 2011 season with a knee injury ... Has appeared in 40 career games ... A bright student in the classroom who has twice been named to the SEC Academic Honor Roll ... Has already earned his first undergraduate degree having done so in May 2011 and is currently pursuing a second degree in sports administration.



89
Lavar Edwards

Defensive End
6-5 • 258 • Sr. • 3L
Gretna, La. (Desire Street Academy)

SENIOR SEASON (2012)

Ranks 10th in the SEC with 2.5 sacks ... Earned a career-high seven tackles, including 1.5 sacks, against Towson ... Intercepted a pass and returned it

23 yards for a touchdown against Idaho and also made 0.5 TFL ... His INT for a TD against Idaho was the first pick-six for an LSU defensive lineman since Marcus Spears returned an INT 35 yards for a TD against Mississippi State in 2004 ... Recorded LSU's first sack of the season for a six-yard loss against Washington ... Made his 10th career start in the opener against North Texas and posted a tackle for a loss ... Will rotate at both defensive end positions as well as defensive tackle in certain packages.

CAREER HIGHS

Total tackles: 7 vs. Towson, 2012
Tackles for loss: 2 vs. Louisiana Tech, 2009
Sacks: 1.5 vs. Towson, 2012
Interceptions: 1, twice (Last: vs. Idaho, 2012; First: vs. Ole Miss, 2010)

EDWARDS' CAREER DEFENSIVE STATS

YEAR	G-GS	UT	AT	TT	TFL	SACKS	PBU	QBH	INT	FF	FR
2009	12-1	9	14	23	4.5-21	2.5-16	2	1	0	1	0
2010	13-7	9	12	21	4.0-23	2.5-18	1	0	1-17	1	1-29
2011	14-1	9	17	26	4.5-16	1.0-5	2	2	0	0	1-0
2012	5-4	4	7	11	5.0-31	2.5-16	0	2	1-23	0	0
TOTALS	44-13	31	50	81	18.0-91	8.5-55	5	5	2-40	2	2-29



34
Micah Eugene

Safety
5-11 • 190 • Fr. • RS
Lafayette, La. (Acadiana HS)

REDSHIRT FRESHMAN SEASON (2012)

Leads the team and ranks sixth in the SEC with 3.0 sacks this season ... Posted two solo sacks at Auburn in a game that LSU finished with 14.0 TFLs

... Earned a sack against Washington on his second career tackle and also tallied a PBU against the Huskies ... Played in his first game as a Tiger and made one tackle against North Texas ... Talented defensive back who will primarily backup Craig Loston at the strong safety position in 2012 ... A recipient of the "Most Improved" award for outstanding work during 2012 spring drills.

CAREER HIGHS

Total tackles: 3, twice (Last: at Auburn, 2012; First: vs. Washington, 2012)
Tackles for loss: 2.0 at Auburn, 2012
Sacks: 2.0 at Auburn, 2012

EUGENE'S CAREER DEFENSIVE STATS

YEAR	G-GS	UT	AT	TT	TFL	SACKS	PBU	QBH	INT	FF	FR
2012	5-0	8	2	10	3.0-14	3.0-14	1	0	0	0	0
TOTALS	5-0	8	2	10	3.0-14	3.0-14	1	0	0	0	0




76
Chris Faulk
 Offensive Tackle
 6-6 • 323 • Jr. • 2L
 Slidell, La. (Northshore)

- 2012 Lombardi Award Watch List
- 2012 Outland Trophy Watch List

JUNIOR SEASON (2012)

Suffered what appears to be a season-ending knee (right) injury during practice the week of the Washington game ... Was the returning starter at left tackle for LSU ... Has started 16 times in 26 career games played ... Played 67 snaps versus North Texas and posted 4.5 knockdowns ... One of the best offensive linemen in the Southeastern Conference ... Posted 73.5 knockdowns in 768 plays at left tackle in 2011.



22
Ronnie Feist
 Linebacker
 6-2 • 230 • Fr. • HS
 Edgard, La. (West St. John)

TRUE FRESHMAN SEASON (2012)

Saw his first action against North Texas ... A top linebacker prospect who will bring the combination of speed and strength to the field for LSU ...

Graduated early and enrolled at LSU in spring 2012.

FEIST'S CAREER DEFENSIVE STATS

YEAR	G-GS	UT	AT	TT	TFL	SACKS	PBU	QBH	INT	FF	FR
2012	4-0	0	2	2	0	0	0	0	0	0	0
TOTALS	4-0	0	2	2	0	0	0	0	0	0	0



9
Ego Ferguson
 Defensive Tackle
 6-3 • 308 • So. • 1L
 Frederick, Md. (Hargrave (Va.) Military Academy)

SOPHOMORE SEASON (2012)

Registered half a tackle for a loss against Washington ... Serves as a backup at defensive tackle for the second straight season ... Possesses tremendous

size and strength and lends great depth.

CAREER HIGHS

Total tackles: 4 vs. Florida, 2011

Tackles for loss: 0.5, twice (Last: vs. Washington, 2012; First: vs. Kentucky, 2011)

Sacks: 0

FERGUSON'S CAREER DEFENSIVE STATS

YEAR	G-GS	UT	AT	TT	TFL	SACKS	INT	PBU	QBH	FF	FR
2011	13-0	3	10	13	0.5-0	0	0	1	0	0	0
2012	5-0	1	4	5	0.5-1	0	0	0	0	0	0
TOTALS	18-0	4	14	18	1.0-1	0	0	1	0	0	0



50
Reid Ferguson
 Long Snapper
 6-2 • 235 • Fr. • HS
 Buford, Ga. (Buford)

TRUE FRESHMAN SEASON (2012)

Handles all snapping duties for the Tigers ... Made his LSU debut against North Texas and has made every snap on punts, field goals and PAT attempts

this season ... Graduated early from Buford High School and enrolled at LSU in spring 2012 ... An accurate and powerful long snapper with strong blocking ability.



42
Michael Ford
 Running Back
 5-10 • 216 • Jr. • 2L
 Leesville, La. (Leesville)

JUNIOR SEASON (2012)

Led the team with 11 carries for 76 yards and one TD against Towson ... Scored LSU's lone touchdown in the victory at Auburn on a one-yard scamper and

finished the game with 41 yards on eight carries, an average of 5.1 yards a run ... Returned kickoffs for the first time in his career against Idaho and finished with three returns for 99 yards and a long of 42 ... Picked up 50 yards rushing on eight carries against North Texas ... One of the most experienced running backs on the squad ... Has played in 28 games with five career starts.

CAREER HIGHS

Attempts: 14 vs. Oregon, 2011

Yards: 96, twice (Last: vs. Arkansas, 2011; First: vs. Oregon, 2011)

Touchdowns: 2, four times (Last: at West Virginia, 2011)

Long: 49 vs. Arkansas, 2011

FORD'S CAREER RUSHING STATS

YEAR	G-GS	ATT.	YDS.	TD	LG
2010	10-2	45	244	3	36 (TD)
2011	14-3	127	756	7	49
2012	5-0	38	224	2	22
TOTALS	29-5	210	1,224	12	49

FORD'S CAREER RECEIVING STATS

YEAR	G-GS	REC.	YDS.	TD	LG
2010	10-2	2	30	1	27
2011	14-3	4	10	0	6
2012	5-0	1	2	0	2
TOTALS	29-5	7	42	1	27

FORD'S CAREER KICKOFF RETURN STATS

YEAR	NO.	YDS.	AVG.	TD	LG
2010	0	0	0	0	0
2011	0	0	0	0	0
2012	3	99	33.0	0	42
TOTALS	3	99	33.0	0	42



30
James Hairston
 Kickoff/Placekicker
 6-1 • 220 • So. • 1L
 Dallas, Texas (Jesuit College Prep School)

SOPHOMORE SEASON (2012)

Possesses a strong leg and serves as the kickoff specialist for the second straight season ... Has produced 32 touchbacks in his career, including 16 in

2012 ... Great accuracy and control on his kicks, as he has never had a ball go out of bounds on a kickoff ... Set career highs with 10 kickoffs and 642 kickoff yards against Idaho, including four touchbacks ... Kicked off eight times against North Texas with four touchbacks with an average of 62.5 yards (reaching the three-yard line).

CAREER HIGHS

Kickoffs: 10 vs. Idaho, 2012


Kickoff Yards: 642 vs. Idaho, 2012

Kickoff Avg.: 67.3 at Tennessee, 2011

Touchbacks: 5, twice (Last: vs. Washington, 2012; First: vs. Arkansas, 2011)

HAIRSTON'S CAREER KICKOFF STATS

YEAR	G-GS	NO.	YDS.	AVG.	TB	OB
2011	11-0	70	4,601	65.7	16	0
2012	5-0	36	2,260	62.8	16	0
TOTALS	16-0	106	6,861	64.7	32	0



33

Jeremy Hill

Running Back
6-2 • 235 • Fr. • HS
Baton Rouge, La. (Redemptorist)

TRUE FRESHMAN SEASON (2012)

Made his first career reception for four yards against Towson ... Saw his first action as a Tiger against Idaho and rushed 10 times for 61 yards and two

touchdowns ... The biggest of LSU's running backs, he is a force between tackles ... One of the top running backs coming out of Louisiana in 2010.

CAREER HIGHS

Attempts: 10 vs. Idaho, 2012
Yards: 61 vs. Idaho, 2012
Touchdowns: 2 vs. Idaho, 2012
Long: 16 vs. Idaho, 2012

HILL'S CAREER RUSHING STATS

YEAR	G-GS	ATT.	YDS.	TD	LG
2012	3-0	11	63	2	16
Totals	3-0	11	63	2	16



27

Kenny Hilliard

Running Back
6-0 • 231 • So. • 1L
Patterson, La. (Patterson)

SOPHOMORE SEASON (2012)

LSU's leading rusher with 366 yards on 53 carries through five games ... Has produced 14 rushing touchdowns in only 18 career games played ... Made his

first career start at Auburn and tallied 40 yards rushing on 10 carries ... Recorded three straight multi-rushing touchdown games, becoming the first LSU player to do it since LaBrandon Toefield in 2001 (3 vs. Ala, 2 vs. Middle Tenn., 3 vs. Ark) ... Became the first LSU RB to rush for 2 TDs in each of the first three games of the season since Charles Alexander in 1978 ... Cracked the century mark rushing for the second time this season and third in his career with 116 yards and two touchdowns against Idaho ... Ran for two TDs and 46 yards against Washington ... Rushed for a career-high 141 yards and 2 TDs on 13 carries against North Texas ... Joined with Alfred Blue to become the first duo of LSU running backs each to eclipse 100 yards rushing in a season opener since 1982 ... Nephew of former LSU and New Orleans Saints standout running back Dalton Hilliard.

CAREER HIGHS

Attempts: 19 vs. Arkansas, 2011
Yards: 141 vs. North Texas, 2012
Touchdowns: 2, six times (Last: vs. Idaho, 2012; First: vs. Auburn, 2011)
Long: 71 vs. Idaho, 2012

HILLIARD'S CAREER RUSHING STATS

YEAR	G-GS	ATT.	YDS.	TD	LG
2011	13-0	62	336	8	25
2012	5-1	53	366	6	71
Totals	18-1	115	72	14	71

HILLIARD'S CAREER RECEIVING STATS

YEAR	G-GS	REC.	YDS.	TD	LG
2011	13-0	3	13	1	8
2012	5-1	2	17	0	10
Totals	18-1	5	30	1	10



72

Alex Hurst

Offensive Tackle
6-6 • 331 • Sr. • 3L
Bartlett, Tenn. (Arlington)

- 2012 Lombardi Award Watch List
- 2012 Outland Trophy Watch List

SENIOR SEASON (2012)

A starter in 29 career games with appearances in 40 contests ... Starter at right tackle for the third-straight year ... Season Totals: 313 snaps, 22.5 knockdowns ... Made his first start at left tackle and registered 5.5 knockdowns in 59 plays against Towson ... Played 70 snaps and posted five knockdowns at Auburn ... Started at right tackle and saw time at left tackle for the first time in his career against Idaho after starter Josh Dworaczyk left the game, and he finished with four knockdowns in 60 snaps ... Posted 2.5 knockdowns in 66 plays versus Washington ... Opened the 2012 season with 5.5 knockdowns in 58 plays against North Texas ... Finished the 2011 season with 71.5 knockdowns in 811 plays ... Holds a career high with 10.5 knockdowns in 75 plays versus Arkansas in 2011.



84

Nic Jacobs

Tight End
6-5 • 265 • So. • SQ
Many, La. (Many)


SOPHOMORE SEASON (2012)

Has seen action in 15 career games ... Made the first catch of his career for 21 yards against Towson ... Listed as the No. 2 tight end behind Chase Clement

... Served as a backup tight end and special teams contributor as a redshirt freshman.

JACOBS' CAREER RECEIVING STATS

YEAR	G-GS	REC.	YDS.	TD	LG
2011	10-0	0	0	0	0
2012	5-0	1	21	0	21
Totals	15-0	1	21	0	21



90

Anthony Johnson

Defensive Tackle
6-3 • 304 • So. • 1L
New Orleans, La. (O. Perry Walker)

SOPHOMORE SEASON (2012)

Has played in 19 games with three starts ... Second on the team and 10th in the SEC with 5.5 TFLs through four games ... Credited with half a sack, 1.0


TFLs and five tackles against Towson ... Tallied his second career sack and made 2.0 TFLs at Auburn ... Made the first start of his career against Idaho and led the team with 1.5 TFLs and added five tackles ... Earned half a tackle for a loss versus Washington ... Made his presence known against North Texas when he earned a half tackle for a loss, a PBU and a QB hurry ... Tremendous talent who will play in the defensive tackle rotation in 2012.

CAREER HIGHS

Total tackles: 5, twice (Last: vs. Towson, 2012; First: vs. Idaho, 2012)
Tackles for loss: 2.0, twice (Last: at Auburn, 2012; First: at Mississippi State, 2011)
Sacks: 1.0, twice (Last: at Auburn, 2012; First: at Mississippi State, 2011)

JOHNSON'S CAREER DEFENSIVE STATS

YEAR	G-GS	UT	AT	TT	TFL	SACKS	PBU	QBH	INT	FF	FR
2011	14-0	6	6	12	3.0-10	1.0-5	0	0	0	0	0
2012	5-3	7	12	19	5.5-15	1.5-9	1	2	0	0	0
Totals	19-3	13	18	31	8.5-25	2.5-14	1	2	0	0	0



45

Deion Jones

Linebacker
6-2 • 202 • Fr. • HS
New Orleans, La. (Jesuit)

TRUE FRESHMAN SEASON (2012)

Tallied two QB hurries against Towson ... Made his second career tackle for a loss at Auburn ... Posted a tackle for a loss and a quarterback hurry in his


first game as a Tiger against North Texas ... Backup at the Will linebacker who sees significant action on special teams ... Highly regarded linebacker out of New Orleans ... Goes by the nickname "Debo."

CAREER HIGHS

Total tackles: 2, four times (Last: vs. Towson, 2012; First: vs. North Texas, 2012)
Tackles for loss: 1.0, twice: (Last: at Auburn, 2012; First: vs. North Texas, 2012)
Sacks: 0

JONES' CAREER DEFENSIVE STATS

YEAR	G-GS	UT	AT	TT	TFL	SACKS	PBU	QBH	INT	FF	FR
2012	5-0	3	6	9	2.0-8	0	0	3	0	0	0
Totals	5-0	3	6	9	2.0-8	0	0	3	0	0	0



38

Jamie Keehn

Punter
6-4 • 222 • Fr. • HS
Queensland, Australia (The Rock Hampton GS)

TRUE FRESHMAN SEASON (2012)

Filled in for an injured Brad Wing against North Texas and punted three times for an average 41 yards with a long of 51 and one punt inside the 20-yard line

... Did not play football in high school ... Spent time at Prokick Australia where he developed his punting ability after high school.

KEEHN'S CAREER HIGHS

Punts: 3 vs. North Texas, 2012
Punting Yards: 123 vs. North Texas, 2012
Punting Avg.: 41.0 vs. North Texas, 2012
Long: 51 vs. North Texas, 2012

KEEHN'S CAREER PUNTING TOTALS

YEAR	NO.	YDS.	AVG.	LG	I20	TB	50+
2012	3	123	41.0	51	1	0	1
Totals	3	123	41.0	51	1	0	1



80

Jarvis Landry

Wide Receiver
6-1 • 195 • So. • 1L
Lutcher, La. (Lutcher)

SOPHOMORE SEASON (2012)

LSU's leader in receptions with 18 this season ... Ranks third in the SEC with two fumble recoveries, both on punt coverage ... Recovered a muffed punt

against Towson ... Recovered the muffed punt in the third quarter that led to LSU's game-winning field goal at Auburn ... Scored the first touchdown of his career on a seven-yard pass from Zach Mettenberger against Idaho and finished with five catches for 35 yards ... Led all receivers with a career-high eight receptions and 82 yards against North Texas ... Will start in three wide receiver sets and will contribute heavily on special teams, including kickoff returns and coverage ... Fantastic receiver with outstanding hands, great route-running ability and solid speed.

CAREER HIGHS

Receptions: 8 vs. North Texas, 2012
Yards: 82 vs. North Texas, 2012
Long: 33 vs. North Texas, 2012
Touchdowns: 1 vs. Idaho, 2012

LANDRY'S CAREER RECEIVING STATS

YEAR	G-GS	REC.	YDS.	TD	LG
2011	14-1	4	43	0	20
2012	5-0	18	164	1	33
Totals	19-1	22	207	1	33

LANDRY'S CAREER KICKOFF RETURN STATS

YEAR	NO.	YDS.	AVG.	TD	LG
2011	1	11	11.0	0	11
2012	2	41	20.5	0	22
Totals	3	52	17.3	0	22



18

Bennie Logan

Defensive Tackle
6-3 • 295 • Jr. • 2L
Coushatta, La. (Red River)

• 2012 Outland Trophy Watch List

JUNIOR SEASON (2012)

Posted 0.5 TFLs, one QB hurry and four tackles against Towson ... Tied his career high and led the team with six tackles, including 0.5 TFL, against Idaho ... Recorded a TFL and a QB hurry against Washington ... Opened the season with three tackles and a PBU against North Texas ... Starter at defensive tackle for the second straight year ... One of the leaders of the team ... Will carry on the tradition of the No. 18 jersey that goes to the player that represents the best of what it means to be an LSU Tiger by showing dedication and hard work in every aspect of being a student-athlete.

CAREER HIGHS

Total tackles: 6, twice (Last: vs. Idaho, 2012; First: vs. Western Kentucky, 2011)
Tackles for loss: 3.0 at Mississippi State, 2011
Sacks: 1.0, three times (Last: vs. Alabama, 2012 BCS National Championship Game)

LOGAN'S CAREER DEFENSIVE STATS

YEAR	G-GS	UT	AT	TT	TFL	SACKS	PBU	QBH	INT	FF	FR
2010	3-0	1	4	5	0.5-1	0	0	0	0	0	0
2011	14-13	22	35	57	6.5-17	3.0-13	1	1	0	1	0
2012	5-5	4	12	16	2.5-4	0	1	2	0	0	0
Totals	22-18	27	51	78	9.5-22	3.0-13	2	3	0	1	0



64

P.J. Lonergan

Center
6-4 • 305 • Sr. • 3L
New Orleans, La. (Rummel)

• 2012 Rimington Trophy Watch List

One of the top centers in college football in 2012 ... Is in his third season as starting center ... LSU is 26-4 in games in which he starts ... One of the strongest players ever to play at LSU as he holds the school record in the clean with a 374-pound lift ... Has a career high of 14.5 knockdowns that he recorded in the 2011 season opener against Oregon ... Played in 34 games during his career with 30 starts.

SENIOR SEASON (2012)

Season Totals: 263 snaps, 16.5 knockdowns ... Played 59 snaps and produced 2.5 knockdowns against Towson ... Registered 5.5 knockdowns in 62 snaps at Auburn ... Tallied 2.5 knockdowns in 21 plays against Idaho ... Earned 2.5 knockdowns in 54 plays versus Washington ... Played 67 snaps and tallied 3.5 knockdowns against North Texas in the opener ... Saw action in 677 snaps with 65.5 knockdowns in 2011.



6

Craig Loston

Safety
6-2 • 205 • Jr. • 2L
Aldine, Texas (Eisenhower)

JUNIOR SEASON (2012)

Tallied a TFL against Towson ... Registered a tackle for a loss at Auburn ... Did not play against Idaho ... Posted six tackles against North Texas ... A hard-hitting defender who is the starter at strong safety.

CAREER HIGHS

Total tackles: 7 vs. Auburn, 2011
Tackles for loss: 1, three times (Last: vs. Towson, 2012; First: vs. Ole Miss, 2010)
Interceptions: 1 vs. ULM, 2010

LOSTON'S CAREER DEFENSIVE STATS

YEAR	G-GS	UT	AT	TT	TFL	SACKS	PBU	QBH	INT	FF	FR
2010	13-2	12	10	22	1.0-3	0	2	0	1-11	0	0
2011	10-0	8	6	14	0	0	1	0	0	1	0
2012	4-4	7	7	14	2.0-7	0	0	0	0	0	0
Totals	27-6	27	23	50	3.0-10	0	3	0	1-11	1	0



14
Terrence Magee
 Wide Receiver/Running Back
 5-9 • 212 • So. • 5Q
 Franklinton, La. (Franklinton)

SOPHOMORE SEASON (2012)

Made his first career reception for seven yards against Idaho ... Made the transition to wide receiver during fall camp but can also line up in the

backfield ... Dealt with nagging injuries a year ago but is ready to contribute more as a sophomore.

RUSHING CAREER HIGHS

Attempts: 12 vs. Kentucky, 2011
 Yards: 55 at Ole Miss, 2011
 Touchdowns: 1 vs. Kentucky, 2011
 Long: 35 at Ole Miss, 2011

RECEIVING CAREER HIGHS

Receptions: 1 vs. Idaho, 2012
 Yards: 7 vs. Idaho, 2012
 Long: 7 vs. Idaho, 2012

MAGEE'S CAREER RUSHING STATS

YEAR	G-GS	ATT.	YDS.	TD	LG
2011	5-0	27	133	1	35
2012	5-0	0	0	0	0
Totals	10-0	27	133	1	35

MAGEE'S CAREER RECEIVING STATS

YEAR	G-GS	REC.	YDS.	TD	LG
2011	5-0	0	0	0	0
2012	5-0	1	7	0	7
Totals	10-0	1	7	0	7



26
Ronald Martin
 Safety
 6-1 • 202 • So. • 1L
 White Castle, La. (White Castle)

SOPHOMORE SEASON (2012)

Tied his career best with five stops against Towson ... Recorded two interceptions, including one he returned 45 yards for a touchdown, as well as five tackles and 0.5 TFL in his first career start against Idaho ... Opened the season against North Texas with half a tackle for a loss ... Talented athlete who heads into the 2012 season as the backup to Eric Reid at true safety ... Saw action late in the year as a true freshman.

CAREER HIGHS

Total tackles: 5, twice (Last: vs. Towson, 2012; First: vs. Idaho, 2012)
 Tackles for loss: 0.5, twice (Last: vs. Idaho, 2012; First: vs. North Texas, 2012)
 Interceptions: 2 vs. Idaho, 2012

MARTIN'S CAREER DEFENSIVE STATS

YEAR	G-GS	UT	AT	TT	TFL	SACKS	PBU	QBH	INT	FF	FR
2011	3-0	2	1	3	0	0	2	0	0	0	0
2012	5-1	7	7	14	1.0-1	0	0	0	2-45	0	0
Totals	8-1	9	8	17	1.0-1	0	2	0	2-45	0	0



8
Zach Mettenberger
 Quarterback
 6-5 • 230 • Jr. • 1L
 Watkinsville, Ga. (Butler (Kan.) Comm. College)

Takes over as the starting quarterback for LSU after spending last season as the No. 3 QB ... Has developed into a team leader with a great command of the offense ... Spent one year at Georgia before transferring to Butler (Kan.)

Community College for the 2010 season ... Played one season at Butler Community College leading him team to an 11-1 record and a berth in the JUCO National Championship Game ... Has played in 10 games at LSU with five starts.

JUNIOR SEASON (2012)

Season passing stats: 78-119 for 1,016 yards, 6 TDs, 2 INTs ... Ranks seventh in the SEC in pass efficiency (150.5) and eighth in passing yards a game (203.2) ... Threw for a career-high 238 yards on 15-26 passing with two touchdowns against Towson ... Finished 15-27 for 169 yards with no TDs or INTs at Auburn ... Registered his first multi-touchdown game of his LSU career, finishing 17-22 for 222 yards, two TDs and one INT against Idaho ... Completed 12-18 passes for 195 yards and a touchdown against Washington ... Made his first career start for LSU against North Texas and finished 19-26 for 192 yards with one touchdown and one interception ... His 19 completions are the second most by an LSU quarterback making his first start dating back to 1980.

CAREER HIGHS

Attempts: 27 at Auburn, 2012
 Completions: 19 vs. North Texas, 2012
 Yards: 238 vs. Towson, 2012
 Touchdowns 2, twice (Last: vs. Towson, 2012; First: vs. Idaho, 2012)

METTENBERGER'S CAREER PASSING TOTALS

YEAR	G-GS	COMP.-ATT.-INT.	YDS.	TD	LG
2011	5-0	8-11-0	92	1	24
2012	5-5	78-119-2	1,016	6	53
Totals	10-5	86-130-2	1,108	7	53



28
Jalen Mills
 Cornerback
 6-0 • 185 • Fr. • HS
 DeSoto, Texas (DeSoto)

• 2012 SEC Freshman of the Week (vs. Washington)

TRUE FRESHMAN SEASON (2012)


Tied for sixth in the SEC with two interceptions ... Credited with six tackles and one PBU versus Towson ... Made his second interception in as many games and tied for the team lead in tackles with six against Idaho ... Earned SEC Freshman of the Week honors after he made his first career interception and finished with seven tackles and a PBU against Washington ... Earned his first start against North Texas and tallied four tackles ... Showed tremendous ability to pick up the defense and make plays in fall camp ... Took over as a starting cornerback after the dismissal of Tyrann Mathieu.

CAREER HIGHS

Total tackles: 7 vs. Washington, 2012
 Interceptions: 1, twice (Last: vs. Idaho, 2012; First: vs. Washington, 2012)
 Pass Breakups: 1, twice (Last: vs. Towson, 2012; First: vs. Washington, 2012)

MILLS' CAREER DEFENSIVE STATS

YEAR	G-GS	UT	AT	TT	TFL	SACKS	PBU	QBH	INT	FF	FR
2012	5-5	16	9	25	0	0	2	0	2-18	0	0
Totals	5-5	16	9	25	0	0	2	0	2-18	0	0



49
Barkevious Mingo
 Defensive End
 6-5 • 240 • Jr. • 2L
 West Monroe, La. (West Monroe)

- 2012 Bednarik Award Watch List
- 2012 Nagurski Watch List
- 2012 Lombardi Award Watch List
- 2012 Ted Hendricks Award Watch List

One of the top defensive ends in the country with exceptional quickness and tenacity to get to the quarterback ... Tremendous leadership qualities and was honored with the Tigers' most prestigious spring award in 2012, the Jimmy Taylor Award for outstanding leadership, effort and performance ... Has tallied 22.5 tackles for a loss in his career ... Has played in 32 games with seven starts.

JUNIOR SEASON (2012)

Posted his first sack of the season and finished with two QB hurries and four tackles against Towson ... Credited with three QB hurries at Auburn ... Earned a PBU and a QB hurry versus Washington ... Made his sixth career start against North Texas and tallied six tackles, one TFL and one QB hurry ... Is the full-time starter at left defensive end after splitting time with Kendrick Adams in 2011.

CAREER HIGHS

Total tackles: 8 vs. Western Kentucky, 2011
 Tackles for loss: 3.0 vs. Arkansas, 2011
 Sacks: 2.0, twice (Last: vs. Arkansas, 2011; First: vs. Auburn, 2011)

MINGO'S CAREER DEFENSIVE STATS

YEAR	G-GS	UT	AT	TT	TFL	SACKS	PBU	QBH	INT	FF	FR
2010	13-1	18	17	35	5.5-41	2.5-21	6	4	0	2	1-0
2011	14-4	21	25	46	15.0-93	8.0-60	2	11	0	1	0
2012	5-2	7	6	13	2.0-6	1.0-2	1	7	0	0	0
Totals	32-7	46	48	94	22.5-140	11.5-83	9	22	0	3	1-0



46
Kevin Minter
 Linebacker
 6-2 • 245 • Jr. • 2L
 Suwanee, Ga. (Peachtree Ridge)

• 2012 Butkus Award Watch List

JUNIOR SEASON (2012)

Leads the team with 34 total tackles and ranks 10th in the SEC with 5.5 tackles for a loss ... Led the team with nine stops, including 1.5 TFLs ... Posted four solo tackles and one TFL at Auburn ... Tied for the team lead with six tackles against Idaho and added 1.5 TFLs ... Tallied nine tackles, 0.5 TFLs and two PBUs against Washington ... Compiled six tackles, one tackle for a loss and one PBU against North Texas ... Starting middle linebacker for the second straight year ... Leader of an otherwise young group of linebackers.

CAREER HIGHS

Total tackles: 11 vs. Western Kentucky, 2011
 Tackles for loss: 1.5, twice (Last: vs. Towson, 2012; First: vs. Idaho, 2012)
 Sacks: 1.0 vs. Alabama, 2012 BCS National Championship Game

MINTER'S CAREER DEFENSIVE STATS

YEAR	G-GS	UT	AT	TT	TFL	SACKS	PBU	QBH	INT	FF	FR
2010	11-0	5	10	15	0	0	0	0	0	0	0
2011	14-11	21	40	61	3.5-15	1.0-7	1	0	0	1	1-0 (TD)
2012	5-5	12	22	34	5.5-12	0	3	0	0	0	0
Totals	30-16	38	72	110	9.0-27	1.0-7	4	0	0	1	1-0 (TD)



99
Sam Montgomery
 Defensive End
 6-5 • 260 • Jr. • 2L
 Greenwood, S.C. (Greenwood)

- 2012 SEC Defensive Player of the Week (at Auburn)
- 2012 SEC Co-Defensive Lineman of the Week (vs. Wash.)
- 2012 Bednarik Award Watch List
- 2012 Nagurski Award Watch List
- 2012 Lombardi Award Watch List
- 2012 Ted Hendricks Award Watch List

One of college football's most dominant defensive ends ... A returning first-team All-American who teams with Barkevious Mingo to form one of the nation's most terrorizing defensive end tandems ... Has tallied 26.0 tackles for a loss and 13.0 sacks in his career ... Has played in 24 games with 20 starts.

JUNIOR SEASON (2012)

Ranks fifth in the SEC in tackles for a loss with 6.5 ... Tallied 0.5 TFLs against Towson ... Earned SEC Defensive Player of the Week honors after he set a career high with 3.5 TFLs, including a sack, at Auburn and scored the first points of the game when he was credited with a safety after tackling an Auburn running back in the endzone ... Tallied one tackle for a loss against Idaho ... Picked up SEC Co-Defensive Lineman of the Week recognition after he provided constant pressure on Washington, finishing with three QB hurries, one sack and 1.5 TFL ... Appeared in the opener against North Texas but did not record a statistic ... Listed as the starting right defensive end.

CAREER HIGHS

Total tackles: 6, five times (Last: at Alabama, 2011)
 Tackles for loss: 3.5 at Auburn, 2012
 Sacks: 2.0 at Alabama, 2011

MONTGOMERY'S CAREER DEFENSIVE STATS

YEAR	G-GS	UT	AT	TT	TFL	SACKS	PBU	QBH	INT	FF	FR
2010	5-5	6	12	18	6.0-25	2.0-16	0	0	0	0	0
2011	14-11	23	26	49	13.5-63	9.0-55	0	1	0	1	0
2012	5-4	5	10	15	6.5-21	2.0-8	0	3	0	0	0
Totals	24-20	34	48	82	26.0-109	13.0-79	0	4	0	1	0



52
Luke Muncie
 Linebacker
 6-3 • 210 • Jr. • 2L
 Klein, Texas (Oak)

JUNIOR SEASON (2012)


Registered the first interception of his career at Auburn ... Recorded a tackle for a loss versus Washington ... Made the first start of his career against North Texas and tallied a career-high four tackles ... Talented linebacker who is the starting Sam linebacker ... Stood out on special teams coverage as a sophomore ... Seen action in 25 career games.

CAREER HIGHS

Total tackles: 4 vs. North Texas, 2012
 Tackles for loss: 1.0 vs. Washington, 2012
 Interceptions: 1 at Auburn, 2012

MUNCIE'S CAREER DEFENSIVE STATS

YEAR	G-GS	UT	AT	TT	TFL	SACKS	PBU	QBH	INT	FF	FR
2010	6-0	0	2	2	0	0	0	0	0	0	0
2011	14-0	6	7	13	0.5-0	0	1	0	0	0	0
2012	5-4	5	4	9	1.0-2	0	0	0	1-0	0	0
Totals	25-4	11	13	24	1.5-2	0	1	0	1-0	0	0




43
Connor Neighbors
 Fullback
 5-11 • 236 • So. • 5Q
 Huntsville, Ala. (Huntsville)

SOPHOMORE SEASON (2012)

Played in 10 games during his career with no starts ... Made his first career carry against Washington and picked up five yards ... Backup fullback behind J.C. Copeland ... Good blocker who is extremely strong and aggressive.

NEIGHBORS' CAREER RUSHING STATS

YEAR	G-GS	ATT.	YDS.	TD	LG
2010	1-0	0	0	0	0
2011	4-0	0	0	0	0
2012	5-0	1	5	0	5
Totals	10-0	1	5	0	5



35
Lorenzo Phillips
 Linebacker
 6-2 • 215 • Fr. • HS
 Patterson, La. (Patterson)

TRUE FRESHMAN SEASON (2012)

Tallied his first career tackle against Towson ... Made his first appearance as a Tiger against North Texas but did not record a stat ... Another in a group of athletic freshmen linebackers ... Listed as third string at the Will linebacker spot.

PHILLIPS' CAREER DEFENSIVE STATS

YEAR	G-GS	UT	AT	TT	TFL	SACKS	PBU	QBH	INT	FF	FR
2012	4-0	1	0	1	0	0	0	0	0	0	0
Totals	4-0	1	0	1	0	0	0	0	0	0	0



55
Elliott Porter
 Center
 6-4 • 300 • So. • 5Q
 Waggaman, La. (Kentucky)

SOPHOMORE SEASON (2012)

Season Totals: 64 snaps, 4 knockdowns ... Did not play against Towson ... Came in for P.J. Lonergan on the first drive of the game at Auburn and played eight snaps with one knockdown ... Made his first career start at center against Idaho and made two knockdowns in 39 snaps ... Saw action at center in 15 plays and recorded one knockdown against Washington ... Played his first snaps as a Tiger late in the opener against North Texas ... Established himself as the backup at center entering the season ... Transferred to LSU in 2011 after enrolling at Kentucky as a freshman in 2010 ... Sat out the 2011 season due to NCAA transfer rules.



59
Jermauria Rasco
 Defensive Line
 6-3 • 255 • So. • 1L
 Shreveport, La. (Evangel Christian)

SOPHOMORE SEASON (2012)
 Posted 0.5 TFL against Idaho ... Forced a fumble and made a tackle for a loss against North Texas in the opener ... Will rotate in to the game behind Barkevious Mingo at defensive end ... Gifted pass rusher who is extremely athletic.

CAREER HIGHS

Total tackles: 4 vs. Florida, 2011
 Tackles for loss: 1.0, four times (Last: vs. North Texas, 2012)
 Sacks: 1.0, twice (Last: vs. Georgia, 2011; First: vs. Auburn, 2011)

RASCO'S CAREER DEFENSIVE STATS

YEAR	G-GS	UT	AT	TT	TFL	SACKS	PBU	QBH	INT	FF	FR
2011	9-0	10	7	17	3.5-21	2.0-17	0	0	0	0	0
2012	5-0	1	2	3	1.5-2	0	0	0	0	1	0
Totals	14-0	11	9	20	5.0-23	2.0-17	0	0	0	1	0



1
Eric Reid
 Safety
 6-2 • 212 • Jr. • 2L
 Geismar, La. (Dutchtown)

- 2012 Bednarik Watch List
- 2012 Nagurski Award Watch List
- 2012 Thorpe Award Watch List

One of the nation's premier safeties who is a leader on and off the field for the Tigers ... A strong athlete who uses his size and instincts on the field to put himself in a position to make plays ... Tied for the team lead in tackles with 76 in 2011 ... Named to the watch list for several distinguished postseason awards ... Has made 21 starts in 31 games played.

JUNIOR SEASON (2012)

Led the team with seven tackles, including one TFL, at Auburn ... Tallied another PBU with four tackles against Idaho ... Recorded a PBU against Washington ... Posted seven tackles, an interception and a PBU against North Texas ... Starter at free safety for the second straight season.

CAREER HIGHS

Total tackles: 11 vs. Alabama, 2012 BCS National Championship Game
 Tackles for loss: 1.0, four times (Last: at Auburn, 2012)
 Interceptions: 1, five times (Last: vs. North Texas, 2012)

REID'S CAREER DEFENSIVE STATS

YEAR	G-GS	UT	AT	TT	TFL	SACKS	PBU	QBH	INT	FF	FR
2010	13-3	14	18	32	1.5-2	0	1	0	2-65	0	0
2011	13-13	53	23	76	2.0-10	0	3	0	2-10	2	1-3
2012	5-5	11	15	26	1.0-1	0	3	0	1-0	0	0
Totals	31-21	78	56	134	4.5-13	0	7	0	5-75	2	1-3



17
Stephen Rivers
 Quarterback
 6-8 • 225 • Fr. • RS
 Athens, Ala. (Athens)


REDSHIRT FRESHMAN SEASON (2012)
 Threw the first pass of his career against Idaho but it was incomplete ... Saw his first action as a Tiger against North Texas, rushed for two yards and did not throw a pass ... Talented quarterback who is the backup at quarterback behind Zach Mettenberger ... Comes from a great football family as the son of a high school football coach and brother of San Diego Chargers quarterback Philip Rivers ... Has gained over 30 pounds since joining the Tigers a year ago ... Nicknamed "Moon" as in Moon River by quarterback coach Steve Kragthorpe.

CAREER HIGHS

Attempts: 1 vs. Idaho, 2012
 Completions: 0
 Yards: 0
 Touchdowns: 0

RIVERS' CAREER PASSING TOTALS

YEAR	G-GS	COMP.-ATT.-INT.	YDS.	TD	LG
2012	3-0	0-1-0	0	0	0
Totals	3-0	0-1-0	0	0	0



39
Jerqwinick Sandolph
 Safety
 6-2 • 190 • Fr. • HS
 Boutte, La. (Hahnville)

TRUE FRESHMAN SEASON (2012)
 Picked up two tackles against Idaho ... Made his first career appearance as a Tiger against North Texas and saw extensive action on special teams ... Talented defensive back who projects as a safety at LSU.

SANDOLPH'S CAREER DEFENSIVE STATS

YEAR	G-GS	UT	AT	TT	TFL	SACKS	PBU	QBH	INT	FF	FR
2012	3-0	1	1	2	0	0	0	0	0	0	0
Totals	3-0	1	1	2	0	0	0	0	0	0	0



10
Russell Shepard
 Wide Receiver
 6-1 • 195 • Sr. • 3L
 Houston, Texas (Cypress Ridge)

Multi-threat player who has settled in at wide receiver ... Senior leader of a talented group of receivers ... Lined up at three positions - quarterback, running back, and wide receiver - during his first two years with the Tigers ... Came to LSU as the nation's top dual-threat quarterback as a senior in high school in 2008 ... Played in 41 games during his career, starting 14 times.

SENIOR SEASON (2012)

Posted a career high with a 78-yard TD run against Towson ... Set a career high with 68 yards receiving on three catches against Idaho and added 24 rushing yards on three carries ... Made one catch for 11 yards against North Texas ... Listed behind Odell Beckham Jr. at the X position.

CAREER RECEIVING HIGHS

Receptions: 7 vs. McNeese State, 2010
 Yards: 68 vs. Idaho, 2012
 Touchdowns: 1, five times (Last: vs. Arkansas, 2011)
 Long: 37 vs. Florida, 2011

CAREER RUSHING HIGHS

Attempts: 7 at Vanderbilt, 2010
 Yards: 78 vs. Towson, 2012
 Touchdowns: 1, five times (Last: vs. Towson, 2012)
 Long: 78 vs. Towson, 2012

SHEPARD'S CAREER RECEIVING STATS

YEAR	G-GS	REC.	YDS.	TD	LG
2009	12-0	5	34	0	13
2010	13-9	33	249	1	22
2011	11-4	14	190	4	37
2012	5-1	5	88	0	33
Totals	41-14	57	561	5	37

SHEPARD'S CAREER RUSHING TOTALS

YEAR	G-GS	ATT.	YDS.	TD	LG
2009	12-0	45	294	2	69
2010	13-9	32	226	2	50
2011	11-4	7	52	0	18
2012	5-1	7	104	1	78
Totals	41-14	91	676	5	78



24 Tharold Simon

Cornerback
6-3 • 193 • Jr. • 2L
Eunice, La. (Eunice)

JUNIOR SEASON (2012)

Recovered a fumble against Towson ... Recorded his first interception of the season and fourth of his career at Auburn on the final play of the game to seal LSU's win ... Tallied a PBU versus Washington ... Made his third career start against North Texas ... Exceptional cover corner with great size and quickness who ranks among the best in the SEC ... Takes over for the departed Morris Claiborne as the full-time starter at corner.

CAREER HIGHS

Total tackles: 8, twice (Last: at Mississippi State, 2011)
Tackles for loss: 1.0, twice (Last: at West Virginia, 2011)
PBUs: 3 vs. Oregon, 2011
Interceptions: 1, four times (Last: at Auburn, 2012)

SIMON'S CAREER DEFENSIVE STATS

YEAR	G-GS	UT	AT	TT	TFL	SACKS	PBU	QBH	INT	FF	FR
2010	8-0	3	6	9	0	0	3	0	1-0	0	0
2011	13-2	30	12	42	2.5-5	0	10	1	2-(-2)	1	0
2012	5-5	9	8	17	0	0	1	0	1-6	0	1-0
Totals	26-7	42	26	68	2.5-5	0	14	1	4-4	1	1-0



12 Corey Thompson

Safety
6-2 • 210 • Fr. • HS
Missouri City, Texas (Fort Bend Elkins)

TRUE FRESHMAN SEASON (2012)

Posted three tackles against Towson ... Made the first tackles of his career against Washington ... Saw his first career action against North Texas ... Will see playing time at safety and special teams ... An aggressive and physical defensive player that is versatile and quick on the pursuit.

CAREER HIGHS

Total tackles: 3 vs. Towson, 2012
Tackles for loss: 0

THOMPSON'S CAREER DEFENSIVE STATS

YEAR	G-GS	UT	AT	TT	TFL	SACKS	PBU	QBH	INT	FF	FR
2012	5-0	2	4	6	0	0	0	0	0	0	0
Totals	5-0	2	4	6	0	0	0	0	0	0	0



11 Spencer Ware

Running Back
5-11 • 225 • Jr. • 2L
Cincinnati, Ohio (Princeton)

JUNIOR SEASON (2012)

Started against Towson ... Led the team with 90 rushing yards on 16 carries and added two catches for 44 yards at Auburn ... Did not play against Idaho ... Rushed eight times for 38 yards and threw an incomplete pass against Washington ... Will be limited early on after being injured much of fall camp ... The most experienced running back on the squad with appearances in 28 games and 11 career starts.

CAREER RUSHING HIGHS

Attempts: 26 vs. Oregon, 2011
Yards: 109 vs. Florida, 2011
Touchdowns: 2, twice (Last: vs. Florida, 2011)
Long: 35 at Ole Miss, 2011

CAREER RECEIVING HIGHS

Receptions: 3, twice (Last: at West Virginia, 2011)
Yards: 44 at Auburn, 2012
Touchdowns: 1 at Tennessee, 2011
Long: 33 at Auburn, 2012

WARE'S CAREER RUSHING STATS

YEAR	G-GS	ATT.	YDS.	TD	LG
2010	11-0	24	175	1	26
2011	13-10	177	707	8	35
2012	4-1	32	164	0	30
Totals	28-11	233	1,046	9	35

WARE'S CAREER RECEIVING STATS

YEAR	G-GS	REC.	YDS.	TD	LG
2010	11-0	10	101	0	29
2011	13-10	11	73	1	13
2012	4-1	3	53	0	33
Totals	28-11	24	227	1	33



74 Josh Williford

Guard
6-7 • 332 • Jr. • 2L
Dothan, Ala. (Houston Academy)

JUNIOR SEASON (2012)

Played in 30 games during his career, starting 18 times (17 at right guard, 1 at left guard) ... Season Totals: 321 snaps, 31 knockdowns ... Made 7.5 knockdowns in 59 snaps against Towson, marking the third-straight game he led the team in knockdown blocks ... Led the team for the second-straight game with 6.5 knockdowns in 70 plays at Auburn ... Led the team with six knockdowns in 59 snaps against Idaho ... Produced 3.5 knockdowns in 66 snaps versus Washington ... Started at right guard against North Texas and led all offensive linemen with 7.5 knockdowns in 67 snaps ... Holds a career high of 8.5 knockdowns he earned against Florida in 2011 ... Played 511 snaps with 42 knockdowns in 2011 ... Tallied 23 knockdowns in 249 offensive snaps in 2010.



38 Brad Wing

Punter
6-3 • 197 • So. • 1L
Melbourne, Australia (Parkview Baptist)

• 2012 Ray Guy Award Watch List

One of the nation's elite punters ... A left-footed punter who can boot it with either foot ... A product of Australian Rules football ... In 2011 became only the second LSU player in history to earn first-team All-America honors as a punter ... Ranks first in LSU career punting average at 44.6 yards a punt ... Has placed 36 of his 79 career punts (45 percent) inside the opponent's 20-yard line with nine touchbacks.

SOPHOMORE SEASON (2012)

Ranks fourth in the SEC with an average of 45.2 yards a punt and is second in the SEC lead with nine punts inside the opponent's 20-yard line ... Punted two balls inside the Towson 20-yard line and had a long of 50 ... Placed three punts inside the 20 with a long of 60 and 42.2-yard average at Auburn ... Averaged 45.2 yards a punt on five punts against Idaho, placing three inside the 20 ... Set a career high with a 54.3-yard average on three punts against Washington, placing one inside the 20 with a long of 62 ... Missed the season opener with a minor injury.

WING'S CAREER HIGHS

Punts: 9 vs. Alabama, 2012 BCS National Championship Game
Punting Yards: 411 vs. Alabama, 2012 BCS National Championship Game
Punting Avg.: 54.3 vs. Washington, 2012
Long: 73 at Alabama, 2011

WING'S CAREER PUNTING TOTALS

YEAR	NO.	YDS.	AVG.	LG	I20	TB	50+
2011	59	2,618	44.4	73	27	5	20
2012	20	904	45.2	62	9	4	6
Totals	79	3,522	44.6	73	36	9	26



82 James Wright

Wide Receiver
6-2 • 203 • Jr. • 2L
Belle Chasse, La. (Belle Chasse)

JUNIOR SEASON (2012)

Made three catches for 25 yards at Auburn ... Did not play against Idaho ... Set a career high with five receptions for 75 yards against Washington ... Earned his third career start and made two catches for 15 yards against North Texas ... Listed as the starting X receiver for the Tigers ... One of the best blocking receivers on the team.

CAREER HIGHS

Receptions: 5 vs. Washington, 2012
Yards: 75 vs. Washington, 2012
Touchdowns: 0
Long: 23 vs. Washington, 2012

WRIGHT'S CAREER RECEIVING STATS

YEAR	G-GS	REC.	YDS.	TD	LG
2010	12-0	2	21	0	13
2011	14-2	5	41	0	13
2012	4-3	10	115	0	23
Totals	30-5	17	177	0	23

THE LAST TIME LSU ... (ALL GAMES)

Scoring

Scored 30 or more points	38 vs. Towson (9/29/12)
Scored 40 or more points	63 vs. Idaho (9/15/12)
Scored 50 or more points	63 vs. Idaho (9/15/12)
Scored 60 or more points	63 vs. Idaho (9/15/12)
Scored 70 or more points	70 vs. Arkansas State (10/12/90)

Total Offense

Had more than 400 total yards	472 vs. Idaho (9/15/12)
Had more than 450 total yards	472 vs. Idaho (9/15/12)
Had more than 500 total yards	508 vs. North Texas (9/1/12)
Had more than 550 total yards	595 vs. Louisiana Tech (11/10/07)
Had more than 600 total yards	653 vs. Louisiana Tech (11/1/03)
Had more than 650 total yards	653 vs. Louisiana Tech (11/1/03)
Had more than 700 total yards	746 vs. Rice (9/24/77)

Rushing Offense

Rushed for 150 or more yards	158 vs. Towson (9/29/12)
Rushed for 200 or more yards	250 vs. Idaho (9/15/12)
Rushed for 250 or more yards	250 vs. Idaho (9/15/12)
Rushed for 300 or more yards	316 vs. North Texas (9/1/12)
Rushed for 350 or more yards	353 at Ole Miss (11/19/11)
Rushed for 400 or more yards	400 vs. Kentucky (11/1/97)
Rushed for 425 or more yards	433 vs. Houston (9/7/96)
Rushed for 500 or more yards	503 vs. Oregon (10/22/77)

Passing Offense

Passed for 250 or more yards	258 vs. Ole Miss (11/20/10)
Passed for 300 or more yards	309 vs. Georgia (10/25/08)
Passed for 350 or more yards	388 at Alabama (11/3/07)
Passed for 400 or more yards	444 vs. Illinois (1/1/02 - Sugar Bowl)
Passed for 450 or more yards	528 at Alabama (11/3/01)
Passed for 500 or more yards	528 at Alabama (11/3/01)

Scoring Defense

Allowed 0 points	0 vs. UL-Monroe (11/13/10)
Allowed 3 or fewer points	3 vs. Washington (9/8/12)
Allowed 7 or fewer points	3 vs. Washington (9/8/12)
Allowed 10 or fewer points	10 at Auburn (9/22/12)
Allowed 14 or fewer points	10 at Auburn (9/22/12)

Total Defense

Allowed fewer than 75 total yards	70 vs. UL-Lafayette (10/5/02)
Allowed fewer than 100 total yards	95 vs. Northwestern State (9/10/11)
Allowed fewer than 125 total yards	95 vs. Northwestern State (9/10/11)
Allowed fewer than 150 total yards	95 vs. Northwestern State (9/10/11)
Allowed fewer than 175 total yards	155 vs. Kentucky (10/1/11)
Allowed fewer than 200 total yards	183 at Auburn (9/22/12)
Allowed fewer than 225 total yards	183 at Auburn (9/22/12)
Allowed fewer than 250 total yards	183 at Auburn (9/22/12)
Allowed fewer than 275 total yards	183 at Auburn (9/22/12)
Allowed fewer than 300 total yards	291 vs. Towson (9/29/12)

Rushing Defense

Allowed 0 or fewer yards	-4 vs. Northwestern State (9/10/11)
Allowed 10 or fewer yards	-4 vs. Northwestern State (9/10/11)
Allowed 20 or fewer yards	-4 vs. Northwestern State (9/10/11)
Allowed 30 or fewer yards	26 vs. Washington (9/8/12)
Allowed 40 or fewer yards	39 vs. Idaho (9/15/12)
Allowed 50 or fewer yards	39 vs. Idaho (9/15/12)
Allowed 60 or fewer yards	39 vs. Idaho (9/15/12)
Allowed 70 or fewer yards	39 vs. Idaho (9/15/12)
Allowed 80 or fewer yards	39 vs. Idaho (9/15/12)
Allowed 90 or fewer yards	86 at Auburn (9/22/12)
Allowed 100 or fewer yards	86 at Auburn (9/22/12)

THE LAST TIME LSU ... (ALL GAMES)

Passing Defense

Allowed 0 passing yards	0 vs. Alabama (11/6/71)
Allowed 50 or fewer yards	47 at Ole Miss (11/19/11)
Allowed 100 or fewer yards	97 at Auburn (9/22/12)
Allowed 150 or fewer yards	103 vs. Towson (9/29/12)
Allowed 175 or fewer yards.....	103 vs. Towson (9/29/12)
Allowed 200 or fewer yards	103 vs. Towson (9/29/12)

Individual Rushing

Had a player rush for 100 or more yards	116 by Kenny Hilliard vs. Idaho (9/15/12)
Had a player rush for 150 or more yards	159 by Stevan Ridley vs. Vanderbilt (9/11/10)
Had a player rush for 200 or more yards.....	250 by Alley Broussard vs. Ole Miss (11/20/04)
Had a player rush for 225 or more yards	250 by Alley Broussard vs. Ole Miss (11/20/04)
Had a player rush for 2 or more TDs	2 by Kenny Hilliard and Jeremy Hill vs. Idaho (9/15/12)
Had a player rush for 3 or more TDs	3 by Stevan Ridley vs. Ole Miss (11/20/10)
Had a player rush for 4 or more TDs	4 by Domanick Davis vs. Illinois (1/1/02 - Sugar Bowl)
Had a player rush for 5 or more TDs	5 by Kevin Faulk at Kentucky (11/1/97)

Individual Passing

Had a player pass for 200 or more yards.....	238 by Zach Mettenberger vs. Towson (9/29/12)
Had a player pass for 250 or more yards	254 by Jordan Jefferson vs. Ole Miss (11/20/10)
Had a player pass for 300 or more yards.....	353 by Matt Flynn at Alabama (11/3/07)
Had a player pass for 350 or more yards.....	353 by Matt Flynn at Alabama (11/3/07)
Had a player pass for 400 or more yards	444 by Rohan Davey vs. Illinois (1/1/02 - Sugar Bowl)
Had a player pass for 450 or more yards.....	528 by Rohan Davey at Alabama (11/3/01)
Had a player pass for 500 or more yards	528 by Rohan Davey at Alabama (11/3/01)
Had a player pass for 2 or more TDs	2 by Jarrett Lee vs. Auburn (10/22/11)
Had a player pass for 3 or more TDs.....	3 by Jarrett Lee at Tennessee (10/15/11)
Had a player pass for 4 or more TDs.....	4 by Matt Flynn vs. Ohio State (1/7/08 - BCS Championship)
Had a player complete 20 passes.....	21 by Jarrett Lee at Mississippi State (9/15/11)
Had a player complete 25 passes	31 by Rohan Davey vs. Illinois (1/1/02 - Sugar Bowl)
Had a player complete 30 passes.....	31 by Rohan Davey vs. Illinois (1/1/02 - Sugar Bowl)
Had a player complete 35 passes	35 by Rohan Davey at Alabama (11/3/02)
Had a player complete 15 straight passes	17 by Rohan Davey vs. Arkansas-6 (11/26/99), vs. Western Carolina-11 (9/2/00)
.....	17 by Matt Mauck vs. Arizona-11(9/6/03), vs. Western Illinois-6 (9/13/03)
Had a player throw 30 passes.....	37 by Jordan Jefferson at Ole Miss (11/21/09)
Had a player throw 35 passes.....	37 by Jordan Jefferson at Ole Miss (11/21/09)
Had a player throw 40 passes	47 by Matt Flynn vs. Arkansas (11/23/07)
Had a player throw 45 passes	47 by Matt Flynn vs. Arkansas (11/23/07)
Had a player throw 50 passes	53 by Rohan Davey vs. Illinois (1/1/02 - Sugar Bowl)

Individual Receiving

Had a player with 10 or more receptions in a game.....	12 by Brandon LaFell vs. Troy (11/15/08)
Had a player with 11 or more receptions in a game	12 by Brandon LaFell vs. Troy (11/15/08)
Had a player with 12 or more receptions in a game	12 by Brandon LaFell vs. Troy (11/15/08)
Had a player with 13 or more receptions in a game	14 by Josh Reed vs. Illinois (1/1/02 - Sugar Bowl)
Had a player with 14 or more receptions in a game	14 by Josh Reed vs. Illinois (1/1/02 - Sugar Bowl)
Had a player with 15 or more receptions in a game	19 by Josh Reed at Alabama (11/3/01)
Had a player receive 100 or more yards.....	128 vs. Odell Beckham, Jr. vs. Towson (9/29/12)
Had a player receive 150 or more yards	162 by Michael Clayton vs. Western Illinois (9/13/03)
Had a player receive 200 or more yards	201 by Devery Henderson at Kentucky (11/9/02)
Had a player receive 250 or more yards.....	293 by Josh Reed at Alabama (11/3/01)
Had a player receive for 2 or more TDs	2 by Odell Beckham, Jr. vs. Towson (9/29/12)
Had a player receive for 3 or more TDs	3 by Terrence Toliver vs. Texas A&M (1/7/11 - Cotton Bowl)
Had a player receive for 4 or more TDs	4 by Tony Moss vs. Ohio University (9/30/89)
Had a player receive for 5 or more TDs	5 by Carlos Carson vs. Rice (9/24/77)

THE LAST TIME LSU ... (ALL GAMES)

Games against Ranked Teams

Beat a top 25 team	#12 Georgia, 42-10, in SEC Championship Game in Atlanta (12/3/11)
Beat a top 10 team	#3 Arkansas, 41-17, in Baton Rouge (11/25/11)
Beat a top 5 team	#3 Arkansas, 41-17, in Baton Rouge (11/25/11)
Beat an FBS No. 1 team (AP or Coaches Poll)	#1 Ohio State, 38-24 (1/7/08 - BCS Championship Game)
Beat an FBS No. 1 team (AP or Coaches Poll) at home	#1 Florida, 28-21 (10/11/97)
Beat a ranked opponent at home	#3 Arkansas, 41-17 (11/25/11)
Beat a ranked opponent on the road	#2 Alabama, 9-6, in Tuscaloosa (11/5/11)
Beat a ranked opponent at a neutral site	#12 Georgia, 42-10, in SEC Championship Game in Atlanta (12/3/11)
Beat back-to-back ranked opponents	#3 Arkansas, 41-17 in Baton Rouge (11/25/11) and #12 Georgia, 42-10, in SEC Championship Game (12/3/11)
Beat a ranked team in three straight games	11/23 - 1/1/02 vs. #22 Arkansas, #24 Auburn, #2 Tennessee (SEC CG), #7 Illinois (Sugar Bowl)
Beat a ranked team in four straight games	11/23 - 1/1/02 vs. #22 Arkansas, #24 Auburn, #2 Tennessee (SEC CG), #7 Illinois (Sugar Bowl)
Lost to a ranked opponent at home.....	#1 Florida, 13-13 (10/10/09)
Lost to a ranked opponent on the road	#12 Arkansas, 31-23 (11/27/10)
Lost to a ranked opponent at a neutral site.....	#2 Alabama, 21-0, in BCS Championship Game (1/9/12)
Lost to an unranked opponent at home	Ole Miss, 31-13 (11/22/08)
Lost to an unranked opponent on the road	at Ole Miss, 25-23 (11/21/09)

Special Situations

Won on the last play of the game.....	at #2 Alabama (9-6, 11/5/11); Drew Alleman 25-yard field goal in overtime
Lost on the last play of the game	#1 Alabama, 27-21 OT (11/8/08); 1-yard run by QB John Parker Wilson in overtime
Came back and won from 10 or more down in 4th quarter	Troy, 40-31 (11/15/08); down 31-10 entering 4th quarter
Lost when leading by 10 or more in 4th quarter	Tennessee, 30-27 OT (9/26/05); led 24-7 entering fourth quarter
Lost when leading by 20 points or more	Tennessee, 30-27 OT (9/26/05); led 21-0 at halftime
Scored on the first play from scrimmage	Jordan Jefferson, 83-yard run vs. Tennessee (10/2/10)
A QB caught a pass on a designed play	Matt Flynn (35-yards from WR Early Doucet) at Alabama (11/3/07)
A RB threw a TD pass on a designated play	Spencer Ware (39 yards to Rueben Randle for a TD) at Auburn (10/23/10)
Had two RB rush for at least 100 yards each	Kenny Hilliard (141 yds) and Alfred Blue (123 yds) vs. North Texas (9/1/12)

Returns/Special Teams/Defense

Returned a KO for a TD.....	Morris Claiborne, 99 yards at West Virginia (9/24/11)
Returned a Punt for a TD	Odell Beckham, Jr. 70 yards vs. North Texas (9/1/12)
Returned an INT for a TD	Ronald Martin (45 yards) & Lavar Edwards (23 yards) vs. Idaho (9/15/12)
Returned 2 INTs for TDs.....	Ronald Martin (45 yards) & Lavar Edwards (23 yards) vs. Idaho (9/15/12)
Returned 3 INTs for TDs.....	3 vs. Arkansas State (C. Raymond, D. Walkup, C. Buckels) (10/12/91)
Recovered a fumble in endzone for a TD	Kevin Minter at Ole Miss (11/19/11)
Returned a fumble for a TD	Tyrann Mathieu, 23-yard fumble return and recovery vs. Kentucky (10/1/11)
Scored two defensive TDs in a game	2 vs. UL-Monroe (R. Brooks, INT; L. Edwards, FUM) (11/13/10)
Faked a field goal for a touchdown	Colt David (kicker), 15 yard run (9/22/07 vs. South Carolina)
Faked a punt for a first down	Brad Wing, 44-yard run in first quarter vs. Florida (10/8/11)
Faked a field goal for a first down	Josh Jasper, 5-yard run in 4th quarter (10/9/10 at Florida)
A player kicked the PAT after scoring the TD.....	Colt David vs. South Carolina (9/22/07)
Blocked a FG	Michael Brockers, 42-yard attempt in 2nd quarter of BCS Championship Game vs. Alabama (1/9/12)
Returned a blocked FG for a TD	Patrick Peterson, 53 yards on the block of Ole Miss' 47-yard FG attempt (11/21/09)
Blocked a PAT (kick)	Mark Roman, attempt by Seth Hanson (10/17/98 vs. Kentucky)
Returned a PAT for a Defensive Extra Point	Mark Roman, kick attempt by Seth Hanson (10/17/98 vs. Kentucky)
Blocked a punt.....	Daniel Graff vs. Tulane (10/31/09)
Blocked a punt for a safety	Jarvis Green, on an Andy Smith punt (10/16/99 at Kentucky)
Returned a blocked punt for TD	Craig Steltz, 29 yard, off Jacob Hester's block at Arizona State (9/10/05)
Recovered an onside kick	at Ole Miss (11/21/09); recovered by Brandon LaFell with 1:16 left in fourth quarter
Recovered an onside kick to start the game	vs. Auburn (12/1/01)
Recorded a Safety (Team).....	vs. North Carolina (9/4/10); ball rolled out of endzone on punt attempt
Recorded a Safety (Individual tackle)	Sam Montgomery at Auburn (9/22/12)
Recorded six interceptions.....	6 at Mississippi State (8/30/07)
Had a player record three interceptions.....	3 by Craig Steltz at Mississippi State (8/30/07)
Had a player record 15 tackles.....	19 by Ali Highsmith vs. Arkansas (11/23/07)
Had six sacks as a team	6 vs. Auburn (10/22/11)

Opponent Returns/Special Teams

Returned a KO for a TD	Andre Debose, 88 yards (10/9/10 at Florida)
Returned a Punt for a TD.....	Marshay Green, 44 yards (11/17/07 at Ole Miss)
Returned an INT for a TD	Terence Moore, 22 yards (11/15/08 by Troy)
Returned 3 INTs for TDs.....	3, by Alvis, Smith, Robinson (9/17/94 at Auburn)
Recovered a fumble in endzone for a TD	Chris Shelling (9/17/94 at Auburn)
Returned a fumble for a TD	Alonzo Highsmith, 47 yards in first quarter (11/25/11 in Baton Rouge)
Blocked a FG	at Alabama (11/3/07)
Blocked a punt.....	Florida (10/8/11) in fourth quarter
Blocked two punts	2 at Virginia Tech (9/1/02)
Blocked a punt for a safety.....	blocked Donnie Jones (9/1/02 at Virginia Tech)
Recorded a Safety (Team).....	vs. Western Kentucky (11/12/11)
Blocked a PAT (kick)	Ole Miss (11/18/06)
Returned a PAT for a Defensive Extra Point	Eric Kelly, off bad snap (10/17/98 vs. Kentucky)
Faked a field goal for a TD.....	Damon Duval, 1 yard run (9/18/99 vs. Auburn)
Recovered an onside kick	Georgia (12/3/11 SEC Championship Game in first quarter)

THE LAST TIME LSU ... (SEC REGULAR SEASON GAMES)**Scoring**

Scored 30 or more points	41 vs. Arkansas (11/25/11)
Scored 35 or more points.....	41 vs. Arkansas (11/25/11)
Scored 40 or more points	41 vs. Arkansas (11/25/11)
Scored 45 or more points	52 at Ole Miss (11/19/11)
Scored 50 or more points	52 at Ole Miss (11/19/11)
Scored 55 or more points.....	55 vs. Arkansas (11/28/03)
Scored 60 or more points	63 vs. Kentucky (11/1/97)

Total Offense

Had more than 400 total yards	494 vs. Arkansas (11/25/11)
Had more than 450 total yards	494 vs. Arkansas (11/25/11)
Had more than 500 total yards	546 vs. Kentucky (10/14/06)
Had more than 550 total yards.....	599 vs. Mississippi State (9/25/04)
Had more than 600 total yards.....	611 vs. Alabama (11/13/01)

Rushing Offense

Rushed for 150 or more yards.....	182 at Auburn (9/22/12)
Rushed for 200 or more yards.....	286 vs. Arkansas (11/25/11)
Rushed for 250 or more yards	286 vs. Arkansas (11/25/11)
Rushed for 300 or more yards.....	353 at Ole Miss (11/19/11)
Rushed for 350 or more yards	353 at Ole Miss (11/19/11)
Rushed for 400 or more yards.....	400 vs. Kentucky (11/1/97)
Rushed for 425 or more yards.....	426 vs. Ole Miss (10/30/76)

Passing Offense

Passed for 250 or more yards	258 vs. Ole Miss (11/20/10)
Passed for 300 or more yards.....	309 vs. Georgia (10/25/08)
Passed for 350 or more yards	388 at Alabama (11/3/07)
Passed for 400 or more yards.....	528 vs. Alabama (11/3/01)
Passed for 450 or more yards.....	528 vs. Alabama (11/3/01)
Passed for 500 or more yards.....	528 vs. Alabama (11/3/01)

Scoring Defense

Allowed 0 points.....	0 at Mississippi State (8/30/07)
Allowed 3 or fewer points.....	3 at Ole Miss (11/19/11)
Allowed 7 or fewer points.....	3 at Ole Miss (11/19/11)
Allowed 10 or fewer points.....	10 at Auburn (9/22/12)
Allowed 14 or fewer points.....	10 at Auburn (9/22/12)

Total Defense

Allowed fewer than 100 total yards.....	90 vs. Auburn (10/13/73)
Allowed fewer than 125 total yards	114 vs. Kentucky (10/19/85)
Allowed fewer than 150 total yards.....	135 vs. Vanderbilt (9/11/10)
Allowed fewer than 175 total yards	135 vs. Vanderbilt (9/11/10)
Allowed fewer than 200 total yards.....	183 at Auburn (9/22/12)
Allowed fewer than 225 total yards.....	183 at Auburn (9/22/12)
Allowed fewer than 250 total yards	183 at Auburn (9/22/12)
Allowed fewer than 275 total yards.....	183 at Auburn (9/22/12)
Allowed fewer than 300 total yards.....	183 at Auburn (9/22/12)

Rushing Defense

Allowed 0 or fewer yards	0 at South Carolina (10/18/03)
Allowed 10 or fewer yards.....	10 at Mississippi State (8/30/07)
Allowed 20 or fewer yards	20 at Alabama (11/3/07)
Allowed 30 or fewer yards	20 at Alabama (11/3/07)
Allowed 40 or fewer yards.....	39 at South Carolina (10/18/08)
Allowed 50 or fewer yards.....	47 vs. Arkansas (11/25/11)
Allowed 60 or fewer yards.....	47 vs. Arkansas (11/25/11)
Allowed 70 or fewer yards.....	47 vs. Arkansas (11/25/11)
Allowed 80 or fewer yards.....	47 vs. Arkansas (11/25/11)
Allowed 90 or fewer yards.....	86 at Auburn (9/22/12)
Allowed 100 or fewer yards	86 at Auburn (9/22/12)

THE LAST TIME LSU ... (SEC REGULAR SEASON GAMES)

Passing Defense

Allowed 0 passing yards.....	0 vs. Alabama (11/6/71)
Allowed 25 or fewer passing yards.....	23 at Alabama (11/27/90)
Allowed 50 or fewer passing yards.....	47 at Ole Miss (11/19/11)
Allowed 75 or fewer passing yards.....	66 vs. Kentucky (10/1/11)
Allowed 100 or fewer passing yards.....	97 at Auburn (9/22/12)
Allowed 125 or fewer passing yards.....	97 at Auburn (9/22/12)
Allowed 150 or fewer passing yards.....	97 at Auburn (9/22/12)
Allowed 175 or fewer passing yards.....	97 at Auburn (9/22/12)
Allowed 200 or fewer passing yards.....	97 at Auburn (9/22/12)

Rushing

Had a player rush for 100 or more yards.....	101 by Kenny Hilliard vs. Arkansas (11/25/11)
Had a player rush for 125 or more yards.....	159 by Stevan Ridley vs. Vanderbilt (9/11/10)
Had a player rush for 150 or more yards.....	159 by Stevan Ridley vs. Vanderbilt (9/11/10)
Had a player rush for 175 or more yards.....	250 by Alley Broussard vs. Ole Miss (11/20/04)
Had a player rush for 200 or more yards.....	250 by Alley Broussard vs. Ole Miss (11/20/04)
Had a player rush for 225 or more yards.....	250 by Alley Broussard vs. Ole Miss (11/20/04)
Had a player rush for 2 or more TDs.....	2 by Kenny Hilliard vs. Auburn (10/22/11)
Had a player rush for 3 or more TDs.....	3 by Stevan Ridley vs. Ole Miss (11/20/10)
Had a player rush for 4 or more TDs.....	5 by Kevin Faulk at Kentucky (11/1/97)
Had a player rush for 5 or more TDs.....	5 by Kevin Faulk at Kentucky (11/1/97)

Passing

Had a player pass for 200 or more yards.....	208 by Jordan Jefferson vs. Arkansas (11/25/11)
Had a player pass for 225 or more yards.....	254 by Jordan Jefferson vs. Ole Miss (11/20/10)
Had a player pass for 250 or more yards.....	254 by Jordan Jefferson vs. Ole Miss (11/20/10)
Had a player pass for 275 or more yards.....	287 by Jarrett Lee vs. Georgia (10/25/08)
Had a player pass for 300 or more yards.....	353 by Matt Flynn at Alabama (11/3/07)
Had a player pass for 325 or more yards.....	353 by Matt Flynn at Alabama (11/3/07)
Had a player pass for 350 or more yards.....	353 by Matt Flynn at Alabama (11/3/07)
Had a player pass for 375 or more yards.....	528 by Rohan Davey at Alabama (11/3/01)
Had a player pass for 400 or more yards.....	528 by Rohan Davey at Alabama (11/3/01)
Had a player pass for 425 or more yards.....	528 by Rohan Davey at Alabama (11/3/01)
Had a player pass for 450 or more yards.....	528 by Rohan Davey at Alabama (11/3/01)
Had a player pass for 500 or more yards.....	528 by Rohan Davey at Alabama (11/3/01)
Had a player pass for 2 or more TDs.....	2 by Jarrett Lee vs. Auburn (10/22/11)
Had a player pass for 3 or more TDs.....	3 by Jarrett Lee at Tennessee (10/15/11)
Had a player pass for 4 or more TDs.....	4 by Matt Mauck vs. Arkansas (11/28/03)
Had a player complete 20 passes.....	21 by Jarrett Lee at Mississippi State (9/15/11)
Had a player complete 25 passes.....	35 by Rohan Davey at Alabama (11/3/01)
Had a player complete 30 passes.....	35 by Rohan Davey at Alabama (11/3/01)
Had a player complete 35 passes.....	35 by Rohan Davey at Alabama (11/3/01)
Had a player throw 30 passes.....	37 by Jordan Jefferson at Ole Miss (11/21/09)
Had a player throw 35 passes.....	37 by Jordan Jefferson at Ole Miss (11/21/09)
Had a player throw 40 passes.....	47 by Matt Flynn vs. Arkansas (11/23/07)
Had a player throw 45 passes.....	47 by Matt Flynn vs. Arkansas (11/23/07)
Had a player throw 50 passes.....	58 by Josh Booty vs. Auburn (9/18/99)

Receiving

Had a player with 10 or more receptions in a game.....	12 by Michael Clayton at Alabama (11/15/03)
Had a player with 11 or more receptions in a game.....	12 by Michael Clayton at Alabama (11/15/03)
Had a player with 12 or more receptions in a game.....	12 by Michael Clayton at Alabama (11/15/03)
Had a player with 13 or more receptions in a game.....	19 by Josh Reed at Alabama (11/3/01)
Had a player with 14 or more receptions in a game.....	19 by Josh Reed at Alabama (11/3/01)
Had a player with 15 or more receptions in a game.....	19 by Josh Reed at Alabama (11/3/01)
Had a player receive 100 or more yards.....	134 by Rueben Randle vs. Arkansas (11/25/11)
Had a player receive 125 or more yards.....	134 by Rueben Randle vs. Arkansas (11/25/11)
Had a player receive 150 or more yards.....	201 by Devery Henderson at Kentucky (11/9/02)
Had a player receive 175 or more yards.....	201 by Devery Henderson at Kentucky (11/9/02)
Had a player receive 200 or more yards.....	201 by Devery Henderson at Kentucky (11/9/02)
Had a player receive 250 or more yards.....	293 by Josh Reed at Alabama (11/3/01)
Had a player receive 2 or more TDs.....	2 by Rueben Randle vs. Auburn (10/22/11)
Had a player receive 3 or more TDs.....	3 by Dwayne Bowe vs. Kentucky (10/14/06)

TURNOVERS

Opponent	Forced by LSU					Forced By Opponent			
	Fum	Int	Tot	Pts Off	Margin	Fum	Int	Tot	Pts Off
North Texas	1	1	2	0	1	0	1	1	0
Washington	0	1	1	7	0	1	0	1	3
Idaho	0	4	4	28	3	0	1	1	7
at Auburn	1	2	3	3	1	2	0	2	7
Towson	2	0	2	7	-1	3	0	3	10
at Florida									
South Carolina									
at Texas A&M									
Alabama									
Mississippi State									
Ole Miss									
at Arkansas									
TOTALS	4	8	13	45	+4	6	2	8	27

LSU BIG PLAYS

Opponent	Rushing				Passing				Special Teams	
	15+	20+	30+	40+	20+	30+	40+	50+	Block	Ret. TD
North Texas	4	3	3	1	3	2	0	0	0	1
Washington	4	1	0	0	5	1	0	0	0	0
Idaho	3	1	1	1	3	2	1	0	0	0
at Auburn	3	2	1	0	2	1	0	0	0	0
Towson	2	2	1	1	5	1	1	1	0	0
at Florida										
South Carolina										
at Texas A&M										
Alabama										
Mississippi State										
Ole Miss										
at Arkansas										
TOTALS	16	9	6	3	18	7	2	1	0	1

OPPONENT BIG PLAYS

OPPONENT	Rushing				Passing				Special Teams	
	15+	20+	30+	40+	20+	30+	40+	50+	Block	Ret. TD
North Texas	0	0	0	0	1	1	1	1	0	0
Washington	0	0	0	0	2	0	0	0	0	0
Idaho	1	0	0	0	1	0	0	0	0	0
at Auburn	2	2	0	0	2	0	0	0	0	0
Towson	3	1	1	1	1	0	0	0	0	0
at Florida										
South Carolina										
at Texas A&M										
Alabama										
Mississippi State										
Ole Miss										
at Arkansas										
TOTALS	6	3	1	1	7	1	1	1	0	0

LSU SCORING DRIVES

OPPONENT	No.	Plays	Yards	Time	For TD	Plays	Yards	Time
North Texas	6	6.5	69.3	3:50	4	5.5	70.0	2:13
Washington	7	8.4	58.3	3:35	5	7.8	56.8	3:21
Idaho	7	5.1	53.9	2:06	7	5.1	53.9	2:06
at Auburn	2	8	47.0	3:53	1	9	59.0	4:03
Towson	6	5.2	51.0	1:49	5	5	57.4	1:59
at Florida								
South Carolina								
at Texas A&M								
Alabama								
Mississippi State								
Ole Miss								
at Arkansas								
TOTALS	28	6.5	57.2	2:55	22	6.0	61.2	2:28

*Does not include overtime drives

FIELD POSITION

Opponent	LSU			
	No. of Drives	Avg. Start	Inside 20	Past 50
North Texas	12	Own 32	3	2
Washington	11	Own 32	2	2
Idaho	13	Own 42	1	4
at Auburn	13	Own 27	3	1
Towson	15	Own 42	0	5
at Florida				
South Carolina				
at Texas A&M				
Alabama				
Mississippi State				
Ole Miss				
at Arkansas				
TOTALS	64	Own 37	9	14

Opponent	Opponents			
	No. of Drives	Avg. Start	Inside 20	Past 50
North Texas	13	Own 22	3	0
Washington	12	Own 26	3	1
Idaho	16	Own 20	10	1
at Auburn	13	Own 26	4	1
Towson	14	Own 28	4	2
at Florida				
South Carolina				
at Texas A&M				
Alabama				
Mississippi State				
Ole Miss				
at Arkansas				
TOTALS	68	Own 25	24	5

DRIVE STATISTICS

Opponent	No.	LSU					
		3 & Out	Pct.	Score	Pct.	TD	Pct.
North Texas	12	2	16.7	6	50.0	4	33.3
Washington	11	2	16.7	7	58.3	5	41.7
Idaho	13	2	15.3	7	53.8	7	53.8
at Auburn	13	3	23.1	2	15.4	1	7.6
Towson	15	4	26.7	6	40.0	5	33.3
at Florida							
South Carolina							
at Texas A&M							
Alabama							
Mississippi State							
Ole Miss							
at Arkansas							
TOTALS	64	13	20.3	28	43.7	22	34.4

Opponent	No.	Opponents					
		3 & Out	Pct.	Score	Pct.	TD	Pct.
North Texas	13	8	61.5	2	15.4	2	15.4
Washington	12	4	33.3	1	8.3	0	0
Idaho	16	5	31.3	2	12.5	2	12.5
at Auburn	13	3	23.1	2	15.4	1	7.6
Towson	14	3	21.4	4	28.6	3	21.4
at Florida							
South Carolina							
at Texas A&M							
Alabama							
Mississippi State							
Ole Miss							
at Arkansas							
TOTALS	68	23	33.8	11	16.2	8	11.8

IN THE RED ZONE

Opponent	LSU					
	Inside 20	TD	Run/Pass	TD Pct.	FG	Score Pct.
North Texas	5	2	2/0	40.0	1	60.0
Washington	5	3	3/0	60.0	2	100
Idaho	7	6	4/2	85.7	0	85.7
at Auburn	4	1	1/0	25.0	1	50.0
Towson	4	2	2/0	50.0	1	75.0
at Florida						
South Carolina						
at Texas A&M						
Alabama						
Mississippi State						
Ole Miss						
at Arkansas						
TOTALS	25	14	12/2	56.0	5	79.2

Opponent	Opponents					
	Inside 20	TD	Run/Pass	TD Pct.	FG	Score Pct.
North Texas	1	1	0/1	100	0	100
Washington	1	0	0/0	0	1	100
Idaho	1	1	0/1	100	0	100
at Auburn	1	1	1/0	100	0	100
Towson	4	3	2/1	75.0	1	100
at Florida						
South Carolina						
at Texas A&M						
Alabama						
Mississippi State						
Ole Miss						
at Arkansas						
TOTALS	8	6	3/3	75.0	2	100

3RD DOWN AND ...

Yards	LSU											Total	
	UNT	UW	UI	AU	TOW	UF	SC	A&M	UA	MSU	UM		Ark.
1-3	7/8	4/6	2/2	3/7	2/3								18/26
4-6	0/1	1/1	1/4	2/7	1/1								5/14
7-9	0/1	1/1	1/2	1/2	0/3								3/8
10-14	0/3	1/3	0/1	0/2	2/4								3/10
15+	0/1	0/1	0/1	0/0	0/1								0/4
4+	0/6	3/7	2/8	3/11	3/9								11/41
7+	0/5	2/5	1/4	1/4	2/8								6/26
10+	0/4	1/4	0/2	0/3	2/5								3/17
TOT	7/14	7/12	4/10	6/18	5/12								29/63

Yards	Opponents											Total	
	UNT	UW	UI	AU	TOW	UF	SC	A&M	UA	MSU	UM		Ark.
1-3	3/3	1/2	1/1	1/1	3/5								9/12
4-6	0/3	1/3	0/2	0/3	1/2								2/13
7-9	0/3	1/7	2/6	1/3	1/3								5/22
10-14	1/3	0/3	0/3	0/3	1/4								2/16
15+	1/3	1/1	0/2	0/2	0/3								2/11
4+	2/12	3/14	2/13	1/11	3/12								11/62
7+	2/9	2/11	2/11	1/8	2/10								9/48
10+	2/6	1/4	0/5	0/5	1/7								4/27
TOT	5/15	4/16	3/14	2/12	6/17								20/74

DRIVE SUPERLATIVES

Longest Drive

No. of Plays	LSU 16 (74 yds, 8:17) vs. North Texas; results in FG
By No. of Yards	87 (9p, 2:58) vs. Idaho; results in TD
By Time of Possession	8:17 (16p, 74 yds) vs. North Texas; results in FG

Opponents

13 by North Texas (66 yds, 7:16); results in TD
81 by Idaho (7p, 3:27); results in TD
7:16 by North Texas (13p, 66 yards); results in TD

Shortest Drive

By No. of Plays	LSU 1 twice, last vs. Towson (78 yds, 0:13); results in TD
By No. of Yards	-10 (3p, 1:41) vs. Towson; results in Punt
By Time of Possession	0:13 twice, last vs. Towson (1p, 78 yds) vs. Idaho; results in TD

Opponents

1 (-2 yd, 0:26) by Auburn; results in End of Half
-7 (4p, 2:10) by Auburn; results in Punt
0:10 (1p, -3 yds) by Auburn; results in Safety

LSU DRIVE CHARTS

North Texas

Qtr.	Time	Start	PI-Yds	TOP	Result
1st	13:49	LSU 34	4-66	1:19	TOUCHDOWN
1st	10:13	LSU 15	5-31	1:49	Punt
1st	5:32	LSU 29	3-(1)	1:45	Punt
1st	0:42	LSU 20	4-11	0:59	Punt
1st	1:43	LSU 32	5-68	1:47	TOUCHDOWN
2nd	10:40	LSU 11	11-62	4:14	FIELD GOAL
2nd	4:56	UNT 29	7-12	2:36	Missed FG
2nd	1:49	LSU 26	6-67	0:46	Interception
3rd	15:00	LSU 25	3-5	1:34	Punt
3rd	10:27	LSU 13	16-74	8:17	FIELD GOAL
3rd	0:29	LSU 29	4-71	0:38	TOUCHDOWN
4th	7:28	LSU 25	9-75	5:08	TOUCHDOWN
4th	1:40	UNT 24	2-(6)	1:40	End of Half

Washington

Qtr.	Time	Start	PI-Yds	TOP	Result
1st	15:00	LSU 20	0-0	0:06	Fumble
1st	13:56	LSU 34	3-0	1:06	Punt
1st	11:57	WASH 38	2-38	0:39	TOUCHDOWN
1st	10:25	LSU 23	6-32	3:15	Punt
1st	4:43	WASH 47	7-47	2:32	TOUCHDOWN
1st	0:21	LSU 30	10-69	5:19	FIELD GOAL
2nd	8:08	LSU 30	10-55	3:05	FIELD GOAL
2nd	1:00	LSU 18	2-(5)	1:00	End of Half
3rd	13:18	LSU 39	7-61	2:43	TOUCHDOWN
3rd	7:27	LSU 27	10-73	4:36	TOUCHDOWN
4th	14:48	LSU 35	13-65	6:44	TOUCHDOWN
4th	4:30	LSU 17	3-7	2:27	Punt

Idaho

Qtr.	Time	Start	PI-Yds	TOP	Result
1st	11:45	LSU 46	4-54	1:59	TOUCHDOWN
1st	9:02	IDAHO 30	6-30	2:33	TOUCHDOWN
1st	4:41	LSU 32	3-4	1:07	Punt
1st	1:05	IDAHO 32	5-24	1:25	Interception
2nd	13:38	LSU 36	5-26	3:40	Punt
2nd	5:25	LSU 42	5-(3)	2:07	Punt
2nd	1:33	IDAHO 39	3-39	0:56	TOUCHDOWN
3rd	14:52	LSU 32	5-15	2:28	Punt
3rd	8:43	LSU 29	1-71	0:14	TOUCHDOWN
3rd	2:58	LSU 13	9-87	2:58	TOUCHDOWN
4th	14:09	LSU 22	10-78	4:01	TOUCHDOWN
4th	9:07	LSU 33	3-4	1:36	Punt
4th	5:58	IDAHO 18	3-18	1:23	TOUCHDOWN

OPPONENT DRIVE CHARTS

North Texas

Qtr.	Time	Start	PI-Yds	TOP	Result
1st	15:00	UNT 25	3-(2)	1:11	Punt
1st	12:30	UNT 25	3-3	2:17	Punt
1st	8:24	UNT 16	3-8	1:58	Punt
1st	6:26	UNT 25	3-0	0:54	Punt
1st	3:47	UNT 21	3-8	2:04	Punt
2nd	14:50	UNT 20	10-36	4:10	Punt
2nd	6:19	UNT 18	3-2	1:23	Interception
2nd	2:20	UNT 20	3-80	0:25	TOUCHDOWN
2nd	1:03	UNT 01	2-2	1:03	End of Half
3rd	13:26	UNT 36	5-19	2:59	Punt
3rd	2:05	UNT 22	3-3	1:36	Punt
4th	14:44	UNT 34	13-66	7:16	TOUCHDOWN
4th	2:20	UNT 25	2-(1)	0:40	Fumble

Washington

Qtr.	Time	Start	PI-Yds	TOP	Result
1st	14:54	LSU 20	4-4	0:51	FIELD GOAL
1st	12:50	WASH 4	3-2	0:53	Punt
1st	11:18	WASH 25	3-0	0:53	Punt
1st	7:10	WASH 20	5-9	2:27	Punt
1st	2:04	WASH 30	3-(2)	1:43	Punt
2nd	9:56	WASH 17	6-16	1:48	Punt
2nd	5:03	WASH 25	9-29	4:03	Punt
3rd	15:00	WASH 25	3-(8)	1:42	Punt
3rd	10:35	WASH 25	7-45	3:08	Interception
3rd	2:51	WASH 25	8-40	3:03	Downs
4th	7:56	WASH 27	6-19	3:26	Punt
4th	2:03	WASH 11	4-13	2:03	End of Half

Idaho

Qtr.	Time	Start	PI-Yds	TOP	Result
1st	15:00	IDAHO 25	7-29	3:15	Downs
1st	9:46	IDAHO 25	2-2	0:44	Interception
1st	6:22	IDAHO 13	3-0	1:41	Punt
1st	3:34	IDAHO 9	3-(2)	2:29	Punt
2nd	14:40	LSU 5	2-5	0:53	TOUCHDOWN
2nd	9:58	IDAHO 20	2-3	0:53	Interception
2nd	9:01	IDAHO 19	7-81	3:27	TOUCHDOWN
2nd	3:18	IDAHO 12	3-(10)	1:45	Punt
2nd	0:30	IDAHO 8	1-(1)	0:30	End of Half
3rd	12:24	IDAHO 6	4-18	1:26	Interception
3rd	10:52	IDAHO 16	3-9	2:09	Punt
3rd	8:23	IDAHO 13	9-33	5:25	Punt
4th	15:00	IDAHO 25	3-3	0:51	Punt
4th	10:08	IDAHO 25	3-1	1:01	Punt
4th	7:31	IDAHO 12	3-2	1:33	Interception
4th	4:27	IDAHO 6	7-31	4:27	End of Half

LSU DRIVE CHARTS

at Auburn

Qtr.	Time	Start	Pl-Yds	TOP	Result
1st	14:05	LSU 42	11-56	5:34	Fumble
1st	8:21	LSU 41	9-59	4:03	TOUCHDOWN
1st	2:13	LSU 26	3-0	1:11	Fumble
2nd	15:00	LSU 25	5-21	2:40	Punt
2nd	9:05	LSU 11	4-6	2:39	Punt
2nd	1:21	LSU 25	4-30	0:55	Punt
3rd	15:00	LSU 25	5-21	3:13	Punt
3rd	9:37	LSU 13	3-0	0:28	Punt
3rd	9:09	AUB 48	7-35	3:43	FIELD GOAL
3rd	3:42	LSU 44	3-(6)	1:14	Punt
4th	14:04	LSU 9	3-4	1:06	Punt
4th	10:51	LSU 21	8-29	2:47	Punt
4th	4:17	LSU 27	8-57	3:38	Missed FG

Towson

Qtr.	Time	Start	Pl-Yds	TOP	Result
1st	15:00	LSU 29	6-32	2:42	Punt
1st	10:37	LSU 22	1-78	0:13	TOUCHDOWN
1st	7:52	LSU 32	4-10	1:57	Punt
1st	3:26	LSU 26	3-12	1:17	Fumble
2nd	13:32	LSU 34	3-(10)	1:13	Punt
2nd	12:09	TOW 36	4-3	1:30	Missed FG
2nd	7:31	TOW 48	3-(7)	0:47	Fumble
2nd	5:15	LSU 38	6-62	2:23	TOUCHDOWN
2nd	2:15	TOW 22	6-17	0:56	FIELD GOAL
3rd	12:02	LSU 36	4-51	1:37	Fumble
3rd	9:00	TOW 44	3-(10)	1:41	Punt
3rd	7:19	TOW 8	3-8	1:23	TOUCHDOWN
3rd	2:23	LSU 30	6-70	2:31	TOUCHDOWN
4th	8:49	LSU 29	9-71	3:27	TOUCHDOWN
4th	1:24	LSU 22	2-(6)	1:24	End of Half

OPPONENT DRIVE CHARTS

at Auburn

Qtr.	Time	Start	Pl-Yds	TOP	Result
1st	15:00	AUB 25	3-(4)	0:55	Punt
1st	8:31	AUB 3	1-(3)	0:10	SAFETY
1st	4:18	AUB 20	3-0	2:05	Punt
1st	1:02	LSU 26	3-26	1:02	TOUCHDOWN
2nd	12:20	AUB 20	5-22	3:15	Punt
2nd	6:26	AUB 35	9-42	5:05	FIELD GOAL
2nd	0:26	AUB 10	1-(2)	0:26	End of Half
3rd	11:47	AUB 16	4-(7)	2:10	Punt
3rd	5:26	AUB 44	3-4	1:44	Fumble
3rd	2:28	AUB 18	7-42	3:24	Interception
4th	12:58	AUB 27	3-9	2:07	Punt
4th	8:04	AUB 30	6-20	3:47	Punt
4th	0:39	AUB 20	5-17	0:39	Interception

Towson

Qtr.	Time	Start	Pl-Yds	TOP	Result
1st	12:18	TOW 20	3-4	1:41	Punt
1st	10:19	TOW 17	5-13	2:27	Punt
1st	5:55	TOW 17	6-12	2:29	Punt
1st	2:09	LSU 38	8-29	3:35	FIELD GOAL
2nd	12:19	TOW 36	1-0	0:10	Fumble
2nd	10:39	TOW 34	6-5	3:08	Punt
2nd	6:44	LSU 45	4-45	1:29	TOUCHDOWN
2nd	2:52	TOW 25	3-(9)	0:37	Punt
2nd	1:13	TOW 18	5-19	1:13	End of Half
3rd	14:54	TOW 25	6-39	2:52	Missed FG
3rd	10:25	TOW 13	3-(2)	1:25	Punt
3rd	5:56	TOW 25	7-16	3:33	Punt
4th	14:45	TOW 36	12-64	5:47	TOUCHDOWN
4th	5:15	TOW 20	6-80	3:45	TOUCHDOWN

LSU SUPERLATIVES

Highs

Points Scored	63 vs. Idaho (9/15)
Total Yards	508 vs. North Texas (9/1)
Rushing Yards	316 vs. North Texas (9/1)
Rushing Attempts	52 vs. Washington (9/8)
Rushing TDs	5 vs. Idaho (9/15)
Passing Yards	222 vs. Idaho (9/15)
Passes Completed	19 vs. North Texas (9/1)
Passes Attempted	27 vs. Auburn (9/22)
Passing TDs	2 (several) last vs. Towson (9/29)
Passes Intercepted	1 (several) last vs. Idaho (9/15)
First Downs	26 vs. North Texas (9/1)
Penalties	10 (several) last vs. Towson (9/29)
Penalty Yards	80 vs. Auburn (9/22)
Sacks	4 (several) last vs. Auburn (9/22)

Lows

Points Scored	12 vs. Auburn (9/22)
Total Yards	351 vs. Auburn (9/22)
Rushing Yards	182 vs. Auburn (9/22)
Rushing Attempts	35 vs. Towson (9/29)
Rushing TDs	1 vs. Auburn (9/22)
Passing Yards	169 vs. Auburn (9/22)
Passes Completed	12 vs. Washington (9/8)
Passes Attempted	19 vs. Washington (9/8)
Passing TDs	0 vs. Auburn (9/22)
Passes Intercepted	0 (several) last vs. Towson (9/29)
First Downs	15 vs. Auburn (9/22)
Penalties	5 vs. Washington (9/8)
Penalty Yards	43 vs. Washington (9/8)
Sacks	0 (several) last vs. Idaho (9/15)

Individual

All-Purpose Yds	163 by Odell Beckham Jr. vs. Towson (9/29)
Rushing Yards	141 by Kenny Hilliard vs. North Texas (9/1)
Rushing Carries	16 (several) last by Spencer Ware vs. Auburn (9/22)
Rushing TDs	2 by Kenny Hilliard (several) & Jeremy Hill vs. Idaho (9/15)
Longest Rush	78 by Russell Shepard vs. Towson (9/29)
Passing Yards	238 by Zach Mettenberger vs. Towson (9/29)
Pass Completions	19 by Zach Mettenberger vs. North Texas (9/1)
Passing Attempts	27 by Zach Mettenberger vs. Auburn (9/22)
Passes Intercepted	1 by Zach Mettenberger (several) last vs. Idaho (9/15)
Passing TDs	2 by Zach Mettenberger (several) last vs. Towson (9/29)
Longest Pass	53 by Zach Mettenberger vs. Towson (9/29)
Receiving Yards	128 by Odell Beckham Jr. vs. Towson (9/29)
Receptions	8 by Jarvis Landry vs. North Texas (9/1)
Receiving TDs	2 by Odell Beckham Jr. vs. Towson (9/29)
Longest Reception	53 by Odell Beckham Jr. vs. Towson (9/29)
FG's Made	2 by Drew Alleman (several) last vs. Washington (9/8)
FG's Attempted	3 by Drew Alleman vs. North Texas (9/1)
Longest FG Made	44 yd by Drew Alleman vs. North Texas (9/1)
PAT's	9 by Drew Alleman vs. Idaho (9/15)
Punts	8 by Brad Wing vs. Auburn (9/22)
Punts Average	54.3 by Brad Wing vs. Washington (9/8)
Longest Punt	62 by Brad Wing vs. Washington (9/8)
Punt Return Yds	75 by Odell Beckham Jr. vs. North Texas (9/1)
Longest Punt Ret.	70 by Odell Beckham Jr. vs. North Texas (9/1)
KO Return Yards	99 by Michael Ford vs. Idaho (9/15)
Longest KO Ret.	42 by Michael Ford vs. Idaho (9/15)
Total Tackles	9 by Kevin Minnter (several) last vs. Towson (9/29)
Tackles for Loss	3.5 by Sam Montgomery vs. Auburn (9/22)
Sacks	2 by Micah Eugene vs. Auburn (9/22)
Interceptions	2 by Ronald Martin vs. Idaho (9/15)
Int. Return Yards	45 by Ronald Martin vs. Idaho (9/15)

OPPONENT SUPERLATIVES

Highs

Points Scored	22 by Towson (9/29)
Total Yards	291 by Towson (9/29)
Rushing Yards	188 by Towson (9/29)
Rushing Attempts	40 by Towson (9/29)
Rushing TDs	2 by Towson (9/29)
Passing Yards	174 by Idaho (9/15)
Passes Completed	23 by Idaho (9/15)
Passes Attempted	36 (several) last by Idaho (9/15)
Passing TDs	2 (several) last by Idaho (9/15)
Passes Intercepted	4 by Idaho (9/15)
First Downs	19 by Towson (9/29)
Penalties	11 by Washington (9/8)
Penalty Yards	74 by Washington (9/8)
Sacks	4 by Towson (9/29)

Lows

Points Scored	3 by Washington (9/8)
Total Yards	183 (several) last by Auburn (9/22)
Rushing Yards	26 by Washington (9/8)
Rushing Attempts	24 by Washington (9/8)
Rushing TDs	0 (several) last by Washington (9/8)
Passing Yards	97 by Auburn (9/22)
Passes Completed	8 by North Texas (9/1)
Passes Attempted	21 by North Texas (9/1)
Passing TDs	0 (several) last by Auburn (9/22)
Passes Intercepted	0 by Towson (9/29)
First Downs	9 (several) by Auburn (9/22)
Penalties	4 by Towson (9/29)
Penalty Yards	15 by Towson (9/29)
Sacks	0 by Washington (9/8)

Individual

All-Purpose Yds	184 by Brelan Chancellor for North Texas (9/1)
Rushing Yards	86 by Grant Enders for Towson (9/29)
Rushing Carries	22 by Terrance West for Towson (9/29)
Rushing TDs	2 by Terrance West for Towson (9/29)
Longest Rush	43 by Grant Enders fo Towson (9/29)
Passing Yards	174 by Dominique Blackman for Idaho (9/15)
Pass Completions	23 by Dominique Blackman for Idaho (9/15)
Passing Attempts	37 by Keith Price for Washington (9/8)
Passes Intercepted	4 by Dominique Blackman for Idaho (9/15)
Passing TDs	2 (several) last by Dominique Blackman for Idaho (9/15)
Longest Pass	80 by Derek Thompson for North Texas (9/1)
Receiving Yards	114 by Brelan Chancellor for North Texas (9/1)
Receptions	6 by Austin Seferian-Jenkins for Washington (9/8)
Receiving TDs	2 by Brelan Chancellor for North Texas (9/1)
Longest Reception	80 by Brelan Chancellor for North Texas (9/1)
FG's Made	1 (several) last by D.J. Soven for Towson (9/29)
FG's Attempted	2 by D.J. Soven for Towson (9/29)
Longest FG Made	40 yd by Cody Parkey for Auburn (9/22)
PAT's	2 (several) last by D.J. Soven for Towson (9/29)
Punts	8 (several) last by Corey Durkee for Washington (9/8)
Punts Average	45.1 by Bobby Cowan for Idaho (9/15)
Longest Punt	54 (several) last by R.J. Peppers for Towson (9/29)
Punt Return Yds	6 by Jordan Love for Towson (9/29)
Longest Punt Ret.	10 by Jordan Love for Towson (9/29)
KO Return Yards	74 by Brelan Chancellor for North Texas (9/1)
Longest KO Ret.	43 by Oterio McCaleb for Auburn (9/22)
Total Tackles	12 (several) last by Aaron Grymes for Idaho (9/15)
Tackles for Loss	2.5 by Monte Gaddis for Towson (9/29)
Sacks	2.0 (several) last by Tye Smith for Towson (9/29)
Interceptions	1 (several) last by Gary Walker for Idaho (9/15)
Int. Return Yards	94 by Gary Walker for Idaho (9/15)



2012 LSU Football
LSU Game Results (as of Sep 29, 2012)
All games



Date	Opponent	Score	Overall	Conference	Time	Attend
Sep 01, 2012	NORTH TEXAS	W 41-14	1-0	0-0	3:30	92059
Sep 08, 2012	WASHINGTON	W 41-3	2-0	0-0	3:22	92804
Sep 15, 2012	IDAHO	W 63-14	3-0	0-0	3:13	92177
* Sep 22, 2012	at Auburn	W 12-10	4-0	1-0	3:21	86721
Sep 29, 2012	TOWSON	W 38-22	5-0	1-0	3:33	92154



2012 LSU Football
LSU Overall Team Statistics (as of Sep 29, 2012)
All games



Team Statistics	LS	OPP
SCORING	195	63
Points Per Game	39.0	12.6
FIRST DOWNS	104	63
Rushing	56	24
Passing	42	29
Penalty	6	10
RUSHING YARDAGE	1148	415
Yards gained rushing	1292	558
Yards lost rushing	144	143
Rushing Attempts	216	155
Average Per Rush	5.3	2.7
Average Per Game	229.6	83.0
TDs Rushing	16	3
PASSING YARDAGE	1016	674
Comp-Att-Int	78-121-2	74-148-8
Average Per Pass	8.4	4.6
Average Per Catch	13.0	9.1
Average Per Game	203.2	134.8
TDs Passing	6	5
TOTAL OFFENSE	2164	1089
Total Plays	337	303
Average Per Play	6.4	3.6
Average Per Game	432.8	217.8
KICK RETURNS: #-Yards	10-225	20-351
PUNT RETURNS: #-Yards	15-153	6-2
INT RETURNS: #-Yards	8-92	2-94
KICK RETURN AVERAGE	22.5	17.5
PUNT RETURN AVERAGE	10.2	0.3
INT RETURN AVERAGE	11.5	47.0
FUMBLES-LOST	11-6	6-4
PENALTIES-Yards	42-305	34-221
Average Per Game	61.0	44.2
PUNTS-Yards	23-1027	37-1476
Average Per Punt	44.7	39.9
Net punt average	41.1	35.8
TIME OF POSSESSION/Game	30:08	29:52
3RD-DOWN Conversions	29/66	20/74
3rd-Down Pct	44%	27%
4TH-DOWN Conversions	0/0	2/6
4th-Down Pct	0%	33%
SACKS BY-Yards	11-60	11-94
MISC YARDS	0	0
TOUCHDOWNS SCORED	25	8
FIELD GOALS-ATTEMPTS	6-9	3-4
ON-SIDE KICKS	0-0	0-0
RED-ZONE SCORES	(19-25) 76%	(8-8) 100%
RED-ZONE TOUCHDOWNS	(14-25) 56%	(6-8) 75%
PAT-ATTEMPTS	(25-25) 100%	(6-7) 86%
ATTENDANCE	369194	86721
Games/Avg Per Game	4/92298	1/86721
Neutral Site Games		0/0

Score by Quarters	1st	2nd	3rd	4th	OT	Total
LSU	58	40	48	49	0	195
Opponents	10	33	0	20	0	63

2012 LSU Football
LSU Overall Individual Statistics (as of Sep 29, 2012)
All games

Rushing	gp-gs	att	gain	loss	net	avg	td	lg	avg/g
Kenny Hilliard	5-1	53	368	2	366	6.9	6	71	73.2
Alfred Blue	3-3	40	275	5	270	6.8	2	37	90.0
Michael Ford	5-0	38	225	1	224	5.9	2	22	44.8
Spencer Ware	4-1	32	176	12	164	5.1	0	30	41.0
Russell Shepard	5-1	7	109	5	104	14.9	1	78	20.8
Jeremy Hill	3-0	11	63	0	63	5.7	2	16	21.0
J.C. Copeland	5-5	9	41	0	41	4.6	3	16	8.2
Connor Neighbors	5-0	1	5	0	5	5.0	0	5	1.0
Stephen Rivers	3-0	1	2	0	2	2.0	0	2	0.7
TEAM	3-0	5	0	14	-14	-2.8	0	0	-4.7
Zach Mettenberger	5-5	19	28	105	-77	-4.1	0	7	-15.4
Total	5	216	1292	144	1148	5.3	16	78	229.6
Opponents	5	155	558	143	415	2.7	3	43	83.0

Passing	gp-gs	effic	comp-att-int	pct	yds	td	lg	avg/g
Zach Mettenberger	5-5	150.54	78-119-2	65.5	1016	6	53	203.2
Stephen Rivers	3-0	0.00	0-1-0	0.0	0	0	0	0.0
Spencer Ware	4-1	0.00	0-1-0	0.0	0	0	0	0.0
Total	5	148.05	78-121-2	64.5	1016	6	53	203.2
Opponents	5	88.59	74-148-8	50.0	674	5	80	134.8

Receiving	gp-gs	no.	yds	avg	td	lg	avg/g
Jarvis Landry	5-0	18	164	9.1	1	33	32.8
Odell Beckham, Jr.	5-5	16	286	17.9	2	53	57.2
Kadron Boone	5-1	10	177	17.7	3	34	35.4
James Wright	4-3	10	115	11.5	0	23	28.8
Alfred Blue	3-3	7	45	6.4	0	14	15.0
Russell Shepard	5-1	5	88	17.6	0	33	17.6
Spencer Ware	4-1	3	53	17.7	0	33	13.2
Chase Clement	5-5	3	37	12.3	0	27	7.4
Kenny Hilliard	5-1	2	17	8.5	0	10	3.4
Nic Jacobs	5-0	1	21	21.0	0	21	4.2
Terrence Magee	5-0	1	7	7.0	0	7	1.4
Jeremy Hill	3-0	1	4	4.0	0	4	1.3
Michael Ford	5-0	1	2	2.0	0	2	0.4
Total	5	78	1016	13.0	6	53	203.2
Opponents	5	74	674	9.1	5	80	134.8

Punt Returns	no.	yds	avg	td	lg
Odell Beckham, Jr.	14	146	10.4	1	70
Jarvis Landry	1	7	7.0	0	7
Total	15	153	10.2	1	70
Opponents	6	2	0.3	0	10

Interceptions	no.	yds	avg	td	lg
Jalen Mills	2	18	9.0	0	14
Ronald Martin	2	45	22.5	1	45
Luke Muncie	1	0	0.0	0	0
Lavar Edwards	1	23	23.0	1	23
Eric Reid	1	0	0.0	0	0
Tharold Simon	1	6	6.0	0	6
Total	8	92	11.5	2	45
Opponents	2	94	47.0	0	94

Kick Returns	no.	yds	avg	td	lg
Odell Beckham, Jr.	4	74	18.5	0	34
Michael Ford	3	99	33.0	0	42
Jarvis Landry	2	41	20.5	0	22
Nic Jacobs	1	11	11.0	0	11
Total	10	225	22.5	0	42
Opponents	20	351	17.5	0	43

Fumble Returns	no.	yds	avg	td	lg
Total	0	0	0.0	0	0
Opponents	0	0	0.0	0	0



2012 LSU Football
LSU Overall Individual Statistics (as of Sep 29, 2012)
All games



Scoring	td	fg	PAT				dxp	saf	pts
			kick	rush	rcv	pass			
Drew Alleman	-	6-9	25-25	-	-	-	-	-	43
Kenny Hilliard	6	-	-	-	-	-	-	-	36
Odell Beckham, Jr.	3	-	-	-	-	-	-	-	18
Kadron Boone	3	-	-	-	-	-	-	-	18
J.C. Copeland	3	-	-	-	-	-	-	-	18
Michael Ford	2	-	-	-	-	-	-	-	12
Jeremy Hill	2	-	-	-	-	-	-	-	12
Alfred Blue	2	-	-	-	-	-	-	-	12
Jarvis Landry	1	-	-	-	-	-	-	-	6
Russell Shepard	1	-	-	-	-	-	-	-	6
Lavar Edwards	1	-	-	-	-	-	-	-	6
Ronald Martin	1	-	-	-	-	-	-	-	6
Sam Montgomery	-	-	-	-	-	-	1	-	2
Total	25	6-9	25-25	-	-	-	-	1	195
Opponents	8	3-4	6-7	0-1	-	-	-	-	63

Total Offense	g	plays	rush	pass	total	avg/g
Zach Mettenberger	5	138	-77	1016	939	187.8
Kenny Hilliard	5	53	366	0	366	73.2
Alfred Blue	3	40	270	0	270	90.0
Michael Ford	5	38	224	0	224	44.8
Spencer Ware	4	33	164	0	164	41.0
Russell Shepard	5	7	104	0	104	20.8
Jeremy Hill	3	11	63	0	63	21.0
J.C. Copeland	5	9	41	0	41	8.2
Connor Neighbors	5	1	5	0	5	1.0
Stephen Rivers	3	2	2	0	2	0.7
TEAM	3	5	-14	0	-14	-4.7
Total	5	337	1148	1016	2164	432.8
Opponents	5	303	415	674	1089	217.8

Field Goals	fg	pct.	01-19	20-29	30-39	40-49	50-99	lg	blk
Drew Alleman	6-9	66.7	1-1	1-1	3-5	1-1	0-1	44	0

FG Sequence	LSU	Opponents
North Texas	(44),34,(30)	-
Washington	(18),(32)	(34)
Idaho	-	-
Auburn	(30),34	(40)
Towson	51,(23)	(26),53

Punting	no.	yds	avg	lg	tb	fc	i20	50+	blk
Brad Wing	20	904	45.2	62	4	4	9	6	0
Jamie Keehn	3	123	41.0	51	0	1	1	1	0
Total	23	1027	44.7	62	4	5	10	7	0
Opponents	37	1476	39.9	54	0	9	7	6	0

Kickoffs	no.	yds	avg	tb	ob	retn	net	ydln
James Hairston	36	2260	62.8	16	0	-	-	-
Total	36	2260	62.8	16	0	17.5	44.1	20
Opponents	17	967	56.9	5	1	22.5	37.8	27

Numbers in (parentheses) indicate field goal was made.



2012 LSU Football
LSU Overall Individual Statistics (as of Sep 29, 2012)
All games



All Purpose	g	rush	rcv	pr	kr	ir	total	avg/g
Odell Beckham,	5	0	286	146	74	0	506	101.2
Kenny Hilliard	5	366	17	0	0	0	383	76.6
Michael Ford	5	224	2	0	99	0	325	65.0
Alfred Blue	3	270	45	0	0	0	315	105.0
Spencer Ware	4	164	53	0	0	0	217	54.2
Jarvis Landry	5	0	164	7	41	0	212	42.4
Russell Shepard	5	104	88	0	0	0	192	38.4
Kadron Boone	5	0	177	0	0	0	177	35.4
James Wright	4	0	115	0	0	0	115	28.8
Jeremy Hill	3	63	4	0	0	0	67	22.3
Ronald Martin	5	0	0	0	0	45	45	9.0
J.C. Copeland	5	41	0	0	0	0	41	8.2
Chase Clement	5	0	37	0	0	0	37	7.4
Nic Jacobs	5	0	21	0	11	0	32	6.4
Lavar Edwards	5	0	0	0	0	23	23	4.6
Jalen Mills	5	0	0	0	0	18	18	3.6
Terrence Magee	5	0	7	0	0	0	7	1.4
Tharold Simon	5	0	0	0	0	6	6	1.2
Connor Neighbo	5	5	0	0	0	0	5	1.0
Stephen Rivers	3	2	0	0	0	0	2	0.7
TEAM	3	-14	0	0	0	0	-14	-4.7
Zach Mettenber	5	-77	0	0	0	0	-77	-15.4
Total	5	1148	1016	153	225	92	2634	526.8
Opponents	5	415	674	2	351	94	1536	307.2



2012 LSU Football
 LSU Overall Defensive Statistics (as of Sep 29, 2012)
 All games



##	Defensive Leaders	gp-gs	Tackles				tfl/yds	Sacks no-yds	Pass defense			Fumbles		blkd	
			ua	a	tot				int-yds	brup	qbh	rcv-yds	ff	kick	saf
46	Kevin Minter	5-5	12	22	34	5.5-12	.	.	3
57	Lamin Barrow	5-5	12	18	30	1.0-1	.	.	1	3
1	Eric Reid	5-5	11	15	26	1.0-1	.	.	1-0	3
28	Jalen Mills	5-5	16	9	25	.	.	.	2-18	2
90	Anthony Johnson	5-3	7	12	19	5.5-15	1.5-9	.	1	2
24	Tharold Simon	5-5	9	8	17	.	.	.	1-6	1	.	1-0	.	.	.
18	Bennie Logan	5-5	4	12	16	2.5-4	.	.	.	1	2
99	Sam Montgomery	5-4	5	10	15	6.5-21	2.0-8	.	.	3	1
6	Craig Loston	4-4	7	7	14	2.0-7
26	Ronald Martin	5-1	7	7	14	1.0-1	.	.	2-45
49	Barkevious Mingo	5-2	7	6	13	2.0-6	1.0-2	.	.	1	7
89	Lavar Edwards	5-4	4	7	11	5.0-31	2.5-16	.	1-23	.	2
34	Micah Eugene	5-0	8	2	10	3.0-14	3.0-14	.	.	1
25	Kwon Alexander	5-1	5	4	9	1	1	1-0	1	.	.
45	Deion Jones	5-0	3	6	9	2.0-8	3
52	Luke Muncie	5-4	5	4	9	1.0-2	.	.	1-0
32	Jalen Collins	5-0	4	4	8	2
94	Danielle Hunter	5-0	3	4	7
77	Josh Downs	5-2	.	6	6
12	Corey Thompson	5-0	2	4	6
9	Ego Ferguson	5-0	1	4	5	0.5-1
87	Chancey Aghayere	4-0	2	2	4	1.0-11	1.0-11	.	.	1
59	Jermauria Rasco	5-0	1	2	3	1.5-2	1	.	.
23	Lamar Louis	3-0	.	3	3
48	Seth Fruge	5-0	1	1	2
39	Jerqwinick Sandolph	3-0	1	1	2
22	Ronnie Feist	4-0	.	2	2
80	Jarvis Landry	5-0	1	1	2	2-0	.	.	.
35	Lorenzo Phillips	4-0	1	.	1
95	Quentin Thomas	3-0	.	1	1
38	Brad Wing	4-0	1	.	1
96	Mickey Johnson	1-0	.	1	1
88	Chase Clement	5-5	1	.	1
82	James Wright	4-3	1	.	1
86	Kadron Boone	5-1	.	1	1
10	Russell Shepard	5-1	1	.	1
42	Michael Ford	5-0	.	1	1
3J	James Hairston	5-0	1	.	1
3	Odell Beckham, Jr.	5-5	.	1	1
Total		5	144	188	332	41-137	11-60	8-92	18	23	4-0	2	.	.	1
Opponents		5	177	212	389	23-122	11-94	2-94	12	9	6-0	8	.	.	.



2012 LSU Football
 LSU Team Game-by-Game (as of Sep 29, 2012)
 All games



TEAM STATISTICS

Date	Opponent	Rushing				Receiving				Passing				Kick Returns				Punt Returns				tot off
		no.	yds	td	lg	no.	yds	td	lg	cmp-att-int	yds	td	lg	no.	yds	td	lg	no.	yds	td	lg	
Sep 01	NORTH TEXAS	46	316	3	60	19	192	1	34	19-26-1	192	1	34	1	26	0	26	4	75	1	70	508
Sep 08	WASHINGTON	52	242	4	21	12	195	1	32	12-19-0	195	1	32	2	54	0	34	3	11	0	7	437
Sep 15	IDAHO	39	250	5	71	17	222	2	46	17-23-1	222	2	46	3	99	0	42	4	31	0	11	472
Sep 22	at Auburn	44	182	1	30	15	169	0	33	15-27-0	169	0	33	1	22	0	22	1	-5	0	0	351
Sep 29	TOWSON	35	158	3	78	15	238	2	53	15-26-0	238	2	53	3	24	0	19	3	41	0	30	396
Opponents		216	1148	16	78	78	1016	6	53	78-121-2	1016	6	53	10	225	0	42	15	153	1	70	2164
Opponents		155	415	3	43	74	674	5	80	74-148-8	674	5	80	20	351	0	43	6	2	0	10	1089

Games played: 5
 Avg per rush: 5.3
 Avg per catch: 13.0
 Pass efficiency: 148.05
 Kick ret avg: 22.5
 Punt ret avg: 10.2
 All purpose avg/game: 526.8
 Total offense avg/gm: 432.8

Date	Opponent	Tackles				Sacks no-yds	Fumble		Pass Defense			Blkd kick	PAT Attempts					
		ua	a	total	tfl-yds		ff	fr-yds	int-yds	qbh	brup		kick	rush	rcv	saf	pts	
Sep 01	NORTH TEXAS	21	46	67	6.0-23	0.0-0	1	1-0	1-0	3	4	0	5-5	0	0	0	0	41
Sep 08	WASHINGTON	31	28	59	8.0-35	4.0-28	0	0-0	1-4	7	7	0	5-5	0	0	0	0	41
Sep 15	IDAHO	35	38	73	6.0-11	0.0-0	0	0-0	4-82	0	4	0	9-9	0	0	0	0	63
Sep 22	at Auburn	34	14	48	14.0-46	4.0-17	0	1-0	2-6	5	0	0	1-1	0	0	1	12	
Sep 29	TOWSON	23	62	85	7.0-22	3.0-15	1	2-0	0-0	8	3	0	5-5	0	0	0	38	
Opponents		144	188	332	41.0-137	11.0-60	2	4-0	8-92	23	18	0	25-25	0	0	1	195	
Opponents		177	212	389	23.0-122	11.0-94	8	6-0	2-94	9	12	0	6-7	0	0	0	63	

Date	Opponent	Punting							Field Goals			Kickoffs						
		no.	yds	avg	long	blkd	tb	fc	50+	i20	md-att	long	blkd	no.	yds	avg	tb	ob
Sep 01	NORTH TEXAS	3	123	41.0	51	0	0	1	1	1	2-3	44	0	8	500	62.5	4	0
Sep 08	WASHINGTON	3	163	54.3	62	0	1	0	2	1	2-2	32	0	8	509	63.6	5	0
Sep 15	IDAHO	5	226	45.2	51	0	1	1	1	3	0-0	0	0	10	642	64.2	4	0
Sep 22	at Auburn	8	338	42.2	60	0	1	3	2	3	1-2	30	0	3	190	63.3	1	0
Sep 29	TOWSON	4	177	44.2	50	0	1	0	1	2	1-2	23	0	7	419	59.9	2	0
Opponents		23	1027	44.7	62	0	4	5	7	10	6-9	44	0	36	2260	62.8	16	0
Opponents		37	1476	39.9	54	0	0	9	6	7	3-4	40	0	17	967	56.9	5	1



2012 LSU Football
 LSU Opponent Game-by-Game (as of Sep 29, 2012)
 All games



OPPONENT STATISTICS

Date	Opponent	Rushing				Receiving				Passing				Kick Returns				Punt Returns				tot off
		no.	yds	td	lg	no.	yds	td	lg	cmp-att-int	yds	td	lg	no.	yds	td	lg	no.	yds	td	lg	
Sep 01	NORTH TEXAS	35	76	0	12	8	143	2	80	8-21-1	143	2	80	4	74	0	26	0	0	0	0	219
Sep 08	WASHINGTON	24	26	0	9	17	157	0	22	17-36-1	157	0	22	3	63	0	30	1	1	0	1	183
Sep 15	IDAHO	26	39	0	21	23	174	2	22	23-36-4	174	2	22	6	75	0	16	2	-5	0	0	213
Sep 22	at Auburn	30	86	1	26	13	97	0	23	13-22-2	97	0	23	2	59	0	43	1	0	0	0	183
Sep 29	TOWSON	40	188	2	43	13	103	1	22	13-33-0	103	1	22	5	80	0	33	2	6	0	10	291
		155	415	3	43	74	674	5	80	74-148-8	674	5	80	20	351	0	43	6	2	0	10	1089
LSU		216	1148	16	78	78	1016	6	53	78-121-2	1016	6	53	10	225	0	42	15	153	1	70	2164

Games played: 5
 Avg per rush: 2.7
 Avg per catch: 9.1
 Pass efficiency: 88.59
 Kick ret avg: 17.5
 Punt ret avg: 0.3
 All purpose avg/game: 307.2
 Total offense avg/gm: 217.8

Date	Opponent	Tackles				Sacks	Fumble		Pass Defense			Blkd	PAT Attempts				
		ua	a	total	tfl-yds	no-yds	ff	fr-yds	int-yds	qbh	brup	kick	kick	rush	rcv	saf	pts
Sep 01	NORTH TEXAS	34	52	86	5.0-33	2.0-25	0	0-0	1-0	1	0	0	2-2	0	0	0	14
Sep 08	WASHINGTON	33	58	91	1.0-3	0.0-0	1	1-0	0-0	0	3	0	0-0	0	0	0	3
Sep 15	IDAHO	38	38	76	6.0-19	3.0-12	1	0-0	1-94	0	2	0	2-2	0	0	0	14
Sep 22	at Auburn	38	38	76	5.0-21	2.0-15	1	2-0	0-0	7	5	0	1-1	0	0	0	10
Sep 29	TOWSON	34	26	60	6.0-46	4.0-42	5	3-0	0-0	1	2	0	1-2	0	0	0	22
		177	212	389	23.0-122	11.0-94	8	6-0	2-94	9	12	0	6-7	0	0	0	63
LSU		144	188	332	41.0-137	11.0-60	2	4-0	8-92	23	18	0	25-25	0	0	1	195

Date	Opponent	Punting							Field Goals			Kickoffs						
		no.	yds	avg	long	blkd	tb	fc	50+	i20	md-att	long	blkd	no.	yds	avg	tb	ob
Sep 01	NORTH TEXAS	8	327	40.9	48	0	0	1	0	2	0-0	0	0	3	195	65.0	2	0
Sep 08	WASHINGTON	8	301	37.6	53	0	0	4	1	2	1-1	34	0	2	130	65.0	0	0
Sep 15	IDAHO	7	316	45.1	52	0	0	2	2	1	0-0	0	0	3	184	61.3	0	0
Sep 22	at Auburn	7	287	41.0	54	0	0	2	2	2	1-1	40	0	4	256	64.0	3	0
Sep 29	TOWSON	7	245	35.0	54	0	0	0	1	0	1-2	26	0	5	202	40.4	0	1
		37	1476	39.9	54	0	0	9	6	7	3-4	40	0	17	967	56.9	5	1
LSU		23	1027	44.7	62	0	4	5	7	10	6-9	44	0	36	2260	62.8	16	0

LSU Inside Opponent Red-Zone

Date	Opponent	Score	Times In RZ	Times Scored	Total Pts	Rush TDs	Pass TDs	FGs Made	Failed to score inside RZ						
									FGA	Down	Int	Fumb	Half	Game	
Sep 01, 2012	NORTH TEXAS	W 41-14	5	3	17	2	2	0	1	1	0	1	0	0	0
Sep 08, 2012	WASHINGTON	W 41-3	5	5	27	3	3	0	2	0	0	0	0	0	0
Sep 15, 2012	IDAHO	W 63-14	7	6	42	6	4	2	0	0	0	1	0	0	0
Sep 22, 2012	at Auburn	W 12-10	4	2	10	1	1	0	1	1	0	0	1	0	0
Sep 29, 2012	TOWSON	W 38-22	4	3	17	2	2	0	1	0	0	0	1	0	0
Totals			25	19	113	14	12	2	5	2	0	2	2	0	0
19 of 25 (76.0%)															

Opponents Inside LSU Red-Zone

Date	Opponent	Score	Times In RZ	Times Scored	Total Pts	Rush TDs	Pass TDs	FGs Made	Failed to score inside RZ						
									FGA	Down	Int	Fumb	Half	Game	
Sep 01, 2012	NORTH TEXAS	W 41-14	1	1	7	1	0	1	0	0	0	0	0	0	0
Sep 08, 2012	WASHINGTON	W 41-3	1	1	3	0	0	0	1	0	0	0	0	0	0
Sep 15, 2012	IDAHO	W 63-14	1	1	7	1	0	1	0	0	0	0	0	0	0
Sep 22, 2012	at Auburn	W 12-10	1	1	7	1	1	0	0	0	0	0	0	0	0
Sep 29, 2012	TOWSON	W 38-22	4	4	22	3	2	1	1	0	0	0	0	0	0
Totals			8	8	46	6	3	3	2	0	0	0	0	0	0
8 of 8 (100.0%)															

2012 LSU Football
LSU By-Quarter Statistics (as of Sep 29, 2012)
All games

3rd-Down Conversions

Date	Opponent	Score	Overall	1st Qtr	2nd Qtr	3rd Qtr	4th Qtr	Overtime
Sep 01, 2012	NORTH TEXAS	W 41-14	7-14 50.0	1-3 33.3	3-6 50.0	2-4 50.0	1-1 100.0	
Sep 08, 2012	WASHINGTON	W 41-3	7-12 58.3	1-3 33.3	0-2 0.0	3-3 100.0	3-4 75.0	
Sep 15, 2012	IDAHO	W 63-14	4-10 40.0	2-3 66.7	0-3 0.0	1-2 50.0	1-2 50.0	
Sep 22, 2012	at Auburn	W 12-10	6-18 33.3	4-6 66.7	0-3 0.0	0-4 0.0	2-5 40.0	
Sep 29, 2012	TOWSON	W 38-22	5-12 41.7	0-3 0.0	0-3 0.0	2-3 66.7	3-3 100.0	
LSU			29-66 43.9	8-18 44.4	3-17 17.6	8-16 50.0	10-15 66.7	0-0 0.0
Opponents			20-74 27.0	1-19 5.3	6-18 33.3	3-16 18.8	10-21 47.6	0-0 0.0

4th-Down Conversions

Date	Opponent	Score	Overall	1st Qtr	2nd Qtr	3rd Qtr	4th Qtr	Overtime
Sep 01, 2012	NORTH TEXAS	W 41-14	0-0 0.0	0-0 0.0	0-0 0.0	0-0 0.0	0-0 0.0	
Sep 08, 2012	WASHINGTON	W 41-3	0-0 0.0	0-0 0.0	0-0 0.0	0-0 0.0	0-0 0.0	
Sep 15, 2012	IDAHO	W 63-14	0-0 0.0	0-0 0.0	0-0 0.0	0-0 0.0	0-0 0.0	
Sep 22, 2012	at Auburn	W 12-10	0-0 0.0	0-0 0.0	0-0 0.0	0-0 0.0	0-0 0.0	
Sep 29, 2012	TOWSON	W 38-22	0-0 0.0	0-0 0.0	0-0 0.0	0-0 0.0	0-0 0.0	
LSU			0-0 0.0	0-0 0.0	0-0 0.0	0-0 0.0	0-0 0.0	0-0 0.0
Opponents			2-6 33.3	0-1 0.0	0-0 0.0	1-2 50.0	1-3 33.3	0-0 0.0

Time of Possession

Date	Opponent	Score	Overall	1st Qtr	2nd Qtr	3rd Qtr	4th Qtr	Overtime
Sep 01, 2012	NORTH TEXAS	W 41-14	31:39	6:36	7:46	10:20	6:57	
Sep 08, 2012	WASHINGTON	W 41-3	33:39	8:06	9:03	7:19	9:11	
Sep 15, 2012	IDAHO	W 63-14	26:53	6:44	7:21	5:48	7:00	
Sep 22, 2012	at Auburn	W 12-10	33:11	10:48	6:14	8:38	7:31	
Sep 29, 2012	TOWSON	W 38-22	25:18	6:09	6:51	7:04	5:14	
LSU			Total 150:40	38:23	37:15	39:09	35:53	0:00
			Avg. 30:08	7:40	7:27	7:49	7:10	0:00
Opponents			Total 149:20	36:37	37:45	35:51	39:07	0:00
			Avg. 29:52	7:19	7:33	7:10	7:49	0:00

Player Game-by-Game Statistics

PASSING

Zach Mettenberger	Att	Cmp	Int	Yds	TD	Lng
North Texas	26	19	1	192	1	34
Washington	18	12	0	195	1	32
Idaho	22	17	1	222	2	46
at Auburn	27	15	0	169	0	33
Towson	26	15	0	238	2	53
at Florida						
South Carolina						
at Texas A&M						
Alabama						
Mississippi State						
Ole Miss						
at Arkansas						
TOTALS	119	78	2	1016	6	46

Stephen Rivers	Att	Cmp	Int	Yds	TD	Lng
North Texas	0	0	0	0	0	0
Washington	0	0	0	0	0	0
Idaho	1	0	0	0	0	0
at Auburn	--DNP--					
Towson	--DNP--					
at Florida						
South Carolina						
at Texas A&M						
Alabama						
Mississippi State						
Ole Miss						
at Arkansas						
TOTALS	1	0	0	0	0	0

RUSHING

Spencer Ware	Att	Gn	Ls	Net	TD	Lng
North Texas	--DNP--					
Washington	8	41	3	38	0	9
Idaho	--DNP--					
at Auburn	16	95	5	90	0	30
Towson	8	40	4	36	0	14
at Florida						
South Carolina						
at Texas A&M						
Alabama						
Mississippi State						
Ole Miss						
at Arkansas						
TOTALS	32	176	12	164	0	30

Alfred Blue	Att	Gn	Ls	Net	TD	Lng
North Texas	16	125	2	123	0	37
Washington	14	101	0	101	1	21
Idaho	10	49	3	46	1	9
at Auburn	--DNP--					
Towson	--DNP--					
at Florida						
South Carolina						
at Texas A&M						
Alabama						
Mississippi State						
Ole Miss						
at Arkansas						
TOTALS	40	275	5	270	2	37

Michael Ford	Att	Gn	Ls	Net	TD	Lng
North Texas	8	50	0	50	0	12
Washington	10	48	0	48	0	11
Idaho	1	9	0	9	0	9
at Auburn	8	42	1	41	1	18
Towson	11	76	0	76	1	22
at Florida						
South Carolina						
at Texas A&M						
Alabama						
Mississippi State						
Ole Miss						
at Arkansas						
TOTALS	38	225	1	224	2	22

Kenny Hilliard	Att	Gn	Ls	Net	TD	Lng
North Texas	13	141	0	141	2	60
Washington	13	46	0	46	2	9
Idaho	11	118	2	116	2	71
at Auburn	10	40	0	40	0	12
Towson	6	23	0	23	0	6
at Florida						
South Carolina						
at Texas A&M						
Alabama						
Mississippi State						
Ole Miss						
at Arkansas						
TOTALS	53	368	2	366	6	71

Jeremy Hill	Att	Gn	Ls	Net	TD	Lng
North Texas	--DNP--					
Washington	--DNP--					
Idaho	10	61	0	61	2	16
at Auburn	0	0	0	0	0	0
Towson	1	2	0	2	0	2
at Florida						
South Carolina						
at Texas A&M						
Alabama						
Mississippi State						
Ole Miss						
at Arkansas						
TOTALS	11	63	0	63	2	16

Zach Mettenberger	Att	Gn	Ls	Net	TD	Lng
North Texas	2	0	25	-25	0	0
Washington	2	7	0	7	0	5
Idaho	4	7	13	-6	0	7
at Auburn	6	14	15	-1	0	5
Towson	5	0	52	-52	0	0
at Florida						
South Carolina						
at Texas A&M						
Alabama						
Mississippi State						
Ole Miss						
at Arkansas						
TOTALS	19	28	105	-77	0	7

Russell Shepard	Att	Gn	Ls	Net	TD	Lng
North Texas	1	0	5	-5	0	0
Washington	0	0	0	0	0	0
Idaho	3	24	0	24	0	18
at Auburn	2	7	0	7	0	4
Towson	1	78	0	78	1	78
at Florida						
South Carolina						
at Texas A&M						
Alabama						
Mississippi State						
Ole Miss						
at Arkansas						
TOTALS	7	109	5	104	1	78

J.C. Copeland	Att	Gn	Ls	Net	TD	Lng
North Texas	4	33	0	33	1	16
Washington	2	2	0	2	1	1
Idaho	0	0	0	0	0	0
at Auburn	2	5	0	5	0	4
Towson	1	1	0	1	1	1
at Florida						
South Carolina						
at Texas A&M						
Alabama						
Mississippi State						
Ole Miss						
at Arkansas						
TOTALS	9	41	0	41	3	17

Player Game-by-Game Statistics

RECEIVING

Odell Beckham Jr.	Rec	Yds	TD	Lng
North Texas	3	30	0	21
Washington	2	40	0	24
Idaho	4	73	0	46
at Auburn	2	15	0	9
Towson	5	128	2	53
at Florida				
South Carolina				
at Texas A&M				
Alabama				
Mississippi State				
Ole Miss				
at Arkansas				
TOTALS	16	286	2	53

Russell Shepard	Rec	Yds	TD	Lng
North Texas	1	11	0	11
Washington	0	0	0	0
Idaho	3	68	0	33
at Auburn	0	0	0	0
Towson	1	9	0	9
at Florida				
South Carolina				
at Texas A&M				
Alabama				
Mississippi State				
Ole Miss				
at Arkansas				
TOTALS	5	88	0	33

James Wright	Rec	Yds	TD	Lng
North Texas	2	15	0	10
Washington	5	75	0	23
Idaho	--DNP--			
at Auburn	3	25	0	10
Towson	0	0	0	0
at Florida				
South Carolina				
at Texas A&M				
Alabama				
Mississippi State				
Ole Miss				
at Arkansas				
TOTALS	10	115	0	23

Jarvis Landry	Rec	Yds	TD	Lng
North Texas	8	82	0	33
Washington	1	20	0	20
Idaho	5	35	1	14
at Auburn	3	23	0	9
Towson	1	4	0	4
at Florida				
South Carolina				
at Texas A&M				
Alabama				
Mississippi State				
Ole Miss				
at Arkansas				
TOTALS	18	164	1	33

Kadron Boone	Rec	Yds	TD	Lng
North Texas	2	46	1	34
Washington	1	32	1	32
Idaho	1	17	1	17
at Auburn	3	49	0	29
Towson	3	33	0	17
at Florida				
South Carolina				
at Texas A&M				
Alabama				
Mississippi State				
Ole Miss				
at Arkansas				
TOTALS	10	177	3	34

Chase Clement	Rec	Yds	TD	Lng
North Texas	1	4	0	4
Washington	0	0	0	0
Idaho	0	0	0	0
at Auburn	1	6	0	6
Towson	1	27	0	27
at Florida				
South Carolina				
at Texas A&M				
Alabama				
Mississippi State				
Ole Miss				
at Arkansas				
TOTALS	3	37	0	27

Terrence McGee	Rec	Yds	TD	Lng
North Texas	0	0	0	0
Washington	0	0	0	0
Idaho	1	7	0	7
at Auburn	0	0	0	0
Towson	0	0	0	0
at Florida				
South Carolina				
at Texas A&M				
Alabama				
Mississippi State				
Ole Miss				
at Arkansas				
TOTALS	1	7	0	7

Kenny Hilliard	Rec	Yds	TD	Lng
North Texas	0	0	0	0
Washington	0	0	0	0
Idaho	0	0	0	0
at Auburn	1	7	0	7
Towson	1	10	0	10
at Florida				
South Carolina				
at Texas A&M				
Alabama				
Mississippi State				
Ole Miss				
at Arkansas				
TOTALS	2	17	0	10

Jeremy Hill	Rec	Yds	TD	Lng
North Texas	--DNP--			
Washington	--DNP--			
Idaho	0	0	0	0
at Auburn	0	0	0	0
Towson	1	4	0	4
at Florida				
South Carolina				
at Texas A&M				
Alabama				
Mississippi State				
Ole Miss				
at Arkansas				
TOTALS	1	4	0	4

Spencer Ware	Rec	Yds	TD	Lng
North Texas	--DNP--			
Washington	1	9	0	9
Idaho	--DNP--			
at Auburn	2	44	0	33
Towson	0	0	0	0
at Florida				
South Carolina				
at Texas A&M				
Alabama				
Mississippi State				
Ole Miss				
at Arkansas				
TOTALS	3	53	0	33

Player Game-by-Game Statistics

RETURN YARDAGE

	Kickoff Returns			Punt Returns		
	No.	Yds	Lng	No.	Yds	Lng
Odell Beckham Jr.						
North Texas	1	26	26	4	75	70 TD
Washington	2	54	34	2	4	3
Idaho	0	0	0	4	31	11
at Auburn	0	0	0	1	-5	0
Towson	1	-6	0	3	41	30
at Florida						
South Carolina						
at Texas A&M						
Alabama						
Mississippi State						
Ole Miss						
at Arkansas						
TOTALS	4	74	34	14	146	70

	Kickoff Returns			Punt Returns		
	No.	Yds	Lng	No.	Yds	Lng
Michael Ford						
North Texas	0	0	0	0	0	0
Washington	0	0	0	0	0	0
Idaho	3	99	42	0	0	0
at Auburn	0	0	0	0	0	0
Towson	0	0	0	0	0	0
at Florida						
South Carolina						
at Texas A&M						
Alabama						
Mississippi State						
Ole Miss						
at Arkansas						
TOTALS	3	99	42	0	0	0

	Kickoff Returns			Punt Returns		
	No.	Yds	Lng	No.	Yds	Lng
Jarvis Landry						
North Texas	0	0	0	0	0	0
Washington	0	0	0	1	7	7
Idaho	0	0	0	0	0	0
at Auburn	1	22	22	0	0	0
Towson	1	19	19	0	0	0
at Florida						
South Carolina						
at Texas A&M						
Alabama						
Mississippi State						
Ole Miss						
at Arkansas						
TOTALS	2	41	22	1	7	7

PUNTING

	No.	Yds	Avg	Lng	I-20
Brad Wing					
North Texas	--DNP--				
Washington	3	163	54.3	62	1
Idaho	5	226	45.2	51	3
at Auburn	8	338	42.2	60	3
Towson	4	177	44.2	50	2
at Florida					
South Carolina					
at Texas A&M					
Alabama					
Mississippi State					
Ole Miss					
at Arkansas					
TOTALS	20	904	45.2	62	9

	No.	Yds	Avg	Lng	I-20
Jamie Keehn					
North Texas	3	123	41.0	51	1
Washington	--DNP--				
Idaho	--DNP--				
at Auburn	--DNP--				
Towson	--DNP--				
at Florida					
South Carolina					
at Texas A&M					
Alabama					
Mississippi State					
Ole Miss					
at Arkansas					
TOTALS	3	123	41.0	51	1

FIELD GOALS

	Made	Missed
Drew Alleman		
North Texas	44, 30	34
Washington	18, 32	none
Idaho	none	none
at Auburn	30	34
Towson	23	51
at Florida		
South Carolina		
at Texas A&M		
Alabama		
Mississippi State		
Ole Miss		
at Arkansas		
TOTALS	6-9	34 (twice), 51

PLAYER DEFENSIVE GAME-BY-GAME STATISTICS

Tackles (UT-AT-TOT)	UNT	UW	UI	at AU	TOW	at UF	SC	at A&M	Bama	MSU	UM	at Ark.	TOTALS
Chancey Aghayere	0-1-1	2-1-3	0-0-0	0-0-0	0-0-0								2-2-4
Kwon Alexander	0-2-2	3-0-3	0-0-0	0-0-0	2-2-4								5-4-9
Lamin Barrow	3-5-8	2-3-5	2-3-5	3-3-6	2-4-6								12-18-30
Jalen Collins	0-0-0	0-0-0	1-2-3	1-0-1	2-2-4								4-4-8
Josh Downs	0-4-4	0-1-1	0-0-0	0-0-0	0-1-1								0-6-6
Lavar Edwards	1-0-1	1-0-1	0-1-1	1-0-1	1-6-7								4-7-11
Micah Eugene	1-0-1	2-1-3	2-0-2	3-0-3	0-1-1								8-2-10
Ronnie Feist	0-0-0	0-0-0	0-2-2	0-0-0	0-0-0								0-2-2
Ego Ferguson	1-1-2	0-1-1	0-0-0	0-0-0	0-2-2								1-4-5
Seth Fruge	0-0-0	0-1-1	1-0-1	0-0-0	0-0-0								1-1-2
Danielle Hunter	0-0-0	0-1-1	1-2-3	1-0-1	1-1-2								3-4-7
Deion Jones	1-1-2	1-1-2	0-2-2	1-0-1	0-2-2								3-6-9
Anthony Johnson	1-2-3	1-2-3	2-3-5	3-0-3	0-5-5								7-12-19
Mickey Johnson	0-0-0	0-0-0	0-1-1	0-0-0	0-0-0								0-1-1
Bennie Logan	0-3-3	1-1-2	3-3-6	0-1-1	0-4-4								4-12-16
Craig Loston	1-5-6	1-0-1	0-0-0	4-0-4	1-2-3								6-8-14
Lamar Louis	0-0-0	0-0-0	0-3-3	0-0-0	0-0-0								0-3-3
Ronald Martin	0-1-1	1-0-1	4-1-5	0-2-2	2-3-5								7-7-14
Jalen Mills	2-2-4	4-3-7	6-0-6	1-1-2	3-3-6								16-9-25
Barkevious Mingo	3-3-6	1-1-2	0-0-0	0-1-1	3-1-4								7-6-13
Kevin Minter	0-6-6	5-4-9	2-4-6	4-0-4	1-8-9								12-22-34
Sam Montgomery	0-0-0	2-2-4	0-3-3	3-1-4	0-4-4								5-10-15
Luke Muncie	1-3-4	1-1-2	1-0-1	2-0-2	0-0-0								5-4-9
Jermauria Rasco	1-1-2	0-0-0	0-1-1	0-0-0	0-0-0								1-2-3
Eric Reid	3-4-7	1-1-2	2-2-4	4-3-7	1-5-6								11-15-26
Jerqwinick Sandolph	0-0-0	0-0-0	1-1-2	0-0-0	0-0-0								1-1-2
Tharold Simon	0-2-2	1-1-2	4-0-4	2-2-4	2-3-5								9-8-17
Quentin Thomas	0-0-0	0-0-0	0-1-1	0-0-0	0-0-0								0-1-1
Corey Thompson	0-0-0	1-1-2	1-0-1	0-0-0	0-3-3								2-4-6

TFL-Yards	UNT	UW	UI	at AU	TOW	at UF	SC	at A&M	Bama	MSU	UM	at Ark.	TOTALS
Chancey Aghayere	0-0	1.0-11	0-0	0-0	0-0								1.0-11
Lamin Barrow	0-0	0-0	0-0	1.0-1	0-0								1.0-1
Lavar Edwards	1.0-9	1.0-6	0.5-0	1.0-6	1.5-10								5.0-31
Micah Eugene	0-0	1.0-8	0-0	2.0-6	0-0								3.0-14
Ego Ferguson	0-0	0.5-1	0-0	0-0	0-0								0.5-1
Deion Jones	1.0-7	0-0	0-0	1.0-1	0-0								2.0-8
Anthony Johnson	0.5-1	0.5-1	1.5-2	2.0-8	1.0-3								5.5-15
Bennie Logan	0-0	1.0-1	0.5-1	0.5-1	0.5-1								2.5-7
Craig Loston	0-0	0-0	0-0	1.0-4	1.0-3								2.0-7
Ronald Martin	0.5-0	0-0	0.5-1	0-0	0-0								1.0-1
Barkevious Mingo	1.0-4	0-0	0-0	0-0	1.0-3								2.0-7
Kevin Minter	1.0-1	0.5-1	1.5-4	1.0-4	1.5-2								5.5-12
Sam Montgomery	0-0	1.5-4	1.0-2	3.5-14	0.5-1								6.5-21
Luke Muncie	0-0	1.0-2	0-0	0-0	0-0								1.0-2
Jermauria Rasco	1.0-1	0-0	0.5-1	0-0	0-0								1.5-2
Eric Reid	0-0	0-0	0-0	1.0-1	0-0								1.0-1

Sacks-Yards	UNT	UW	UI	at AU	TOW	at UF	SC	at A&M	Bama	MSU	UM	at Ark.	TOTALS
Chancey Aghayere	0-0	1.0-11	0-0	0-0	0-0								1.0-11
Lavar Edwards	0-0	1.0-6	0-0	0-0	1.5-10								2.5-16
Micah Eugene	0-0	1.0-8	0-0	2.0-6	0-0								3.0-14
Anthony Johnson	0-0	0-0	0-0	1.0-5	0.5-3								1.5-8
Barkevious Mingo	0-0	0-0	0-0	0-0	1.0-2								1.0-2
Sam Montgomery	0-0	1.0-3	0-0	1.0-5	0-0								2.0-8

SPECIAL TEAMS TACKLES

Tackles (UT-AT-TOT)	UNT	UW	UI	at AU	TOW	at UF	SC	at A&M Bama	MSU	UM	at Ark.	TOTALS
---------------------	-----	----	----	-------	-----	-------	----	-------------	-----	----	---------	--------

OFFENSIVE LINE - SNAPS PLAYED

Player	UNT	UW	UI	at AU	TOW	at UF	SC	at A&M Bama	MSU	UM	at Ark.	TOTALS
Vadal Alexander	11	3	32	DNP	61							107
L'ael Collins	36	62	60	70	59							287
Chris Davenport	2	3	6	DNP	2							13
Ben Domingue	DNP	3	6	DNP	2							11
Josh Dworaczyk	31	66	28	70	DNP							195
Chris Faulk	67	DNP	DNP	DNP	DNP							67
Alex Hurst	58	66	60	70	59							313
P.J. Lonergan	67	54	21	62	59							263
Elliott Porter	2	15	39	8	2							66
Trai Turner	2	7	17	0	2							28
Josh Williford	67	66	59	70	59							321

OFFENSIVE LINE - KNOCKDOWNS

Player	UNT	UW	UI	at AU	TOW	at UF	SC	at A&M Bama	MSU	UM	at Ark.	TOTALS
Vadal Alexander	0	0	5	DNP	2							7
L'ael Collins	3	5.5	1	5.5	2.5							17.5
Chris Davenport	0	0	1	DNP	0							1
Ben Domingue	DNP	1	0	DNP	0							1
Josh Dworaczyk	1.5	3	1.5	4.5	DNP							10.5
Chris Faulk	4.5	DNP	DNP	DNP	DNP							4.5
Alex Hurst	5.5	2.5	4	5	5.5							22.5
P.J. Lonergan	3.5	2.5	2.5	5.5	2.5							16.5
Elliott Porter	0	1	2	1	0							4
Trai Turner	0	1	4	0	0							5
Josh Williford	7.5	3.5	6	6.5	7.5							31

Game 1

North Texas	14
#3/1 LSU	41



Sept. 1, 2012 • Tiger Stadium • Baton Rouge, La. • 92,059

No. 1 Tigers Run Past North Texas In Season-Opener, 41-14

Running backs **Kenny Hilliard** and **Alfred Blue** combined for 264 of LSU's 316 rushing yards as the Tigers used a dominant running game to beat North Texas, 41-14, in the season-opener for both teams. The win extended three LSU winning streaks – all the longest in the nation - non-conference regular season (38), Tiger Stadium (18), and overall regular season (14). Hilliard led all rushers with a career-best 141 yards and 2 TDs, while Blue added 123 yards in what was just his third career start. LSU never trailed in the contest as the Tigers took control early needing just four plays to go 66 yards for a 7-0 lead on a 38-yard run by Hilliard. LSU stretched the lead to 14-0 on a 70-yard punt return by **Odell Beckham Jr.**, and then to 21-0 just seconds into the second quarter on another TD run (5 yards) by Hilliard. A 44-yard field goal by **Drew Alleman** extended the lead to 24-0 with 6:26 left in the first half. North Texas scored on an 80-yard pass with just under 2 minutes to go in the first half to cut the deficit to 24-7 at halftime. An Alleman field goal and a 34-yard TD pass from **Zach Mettenberger** to **Kadron Boone** extended the LSU lead to 34-7 early in the fourth quarter. Fullback **J.C. Copeland** scored on a 5-yard run with just over 2 minutes left for the final margin of 41-14. Mettenberger connected on a 19-of-26 passes for 192 yards and 1 TD in his first career start, while **Jarvis Landry** hauled in 8 passes for 82 yards to lead the Tigers. **Eric Reid** (7 tackles, 1 interception), **Lamin Barrow** (7 tackles) and **Barkevious Mingo** (6 tackle, 1.0 TFL, 1 QB hurry) led a Tiger defense that limited the Mean Green to 219 total yards (76 rushing, 143 passing).

Scoring

	0	7	0	7	- 14
NORTH TEXAS					
LSU	14	10	3	14	- 41

LSU	12:30	1Q	Hilliard 38 run (Alleman Kick)
LSU	6:26	1Q	Beckham 70 punt return (Alleman Kick)
LSU	14:56	2Q	Hilliard 5 run (Alleman Kick)
LSU	6:26	2Q	Alleman 44 FG
UNT	1:55	2Q	Chancellor 80 pass from Thompson (Olen Kick)
LSU	2:10	3Q	Alleman 30 FG
LSU	14:51	4Q	Boone 34 pass from Mettenberger (Alleman Kick)
UNT	7:28	4Q	Chancellor 15 pass from Thompson (Olen Kick)
LSU	2:20	4Q	Copeland 5 run (Alleman Kick)

Team Stats

	UNT	LSU
FIRST DOWNS	9	26
RUSHING	5	15
PASSING	3	8
PENALTY	1	3
RUSHING ATTEMPTS	35	46
YARDS GAINED RUSHING	99	351
YARDS LOST RUSHING	23	35
NET YARDS RUSHING	76	316
NET YARDS PASSING	143	192
PASSES ATTEMPTED	21	26
PASSES COMPLETED	8	19
HAD INTERCEPTED	1	1
TOTAL OFFENSIVE PLAYS	56	72
TOTAL NET YARDS	219	508
AVERAGE GAIN PER PLAY	3.9	7.1
FUMBLES/LOST	1/1	2/0
PENALTIES/YARDS	5/46	10/55
INTERCEPTIONS/YARDS	1/0	1/0
PUNTS/YARDS	8/327	3/123
AVERAGE PER PUNT	40.9	41.0
PUNT RETURNS/YARDS	0/0	4/75
KICKOFF RETURNS/YARDS	4/74	1/26
POSSESSION TIME	28:21	31:39
THIRD-DOWN CONVERSIONS	5/15	7/14
FOURTH-DOWN CONVERSIONS	0/0	0/0
SACKS BY	2/25	0/0

LSU

RUSHING	Att.	Gain	Lost	Net	TD	Long
Kenny Hilliard	13	141	0	141	2	60
Alfred Blue	14	125	2	123	0	37
Michael Ford	8	50	0	50	0	12
Alfred Blue	4	33	0	33	1	16
Stephen Rivers	1	2	0	2	0	2
TEAM	1	0	3	-3	0	0
Russell Shepard	1	0	5	-5	0	0
Zach Mettenberger	2	0	25	-25	0	0

PASSING	Att.	Comp	Int	Yds	TD	Long	Sacks
Zach Mettenberger	26	19	1	192	1	34	2

RECEIVING	No.	Yds.	TD	Long
Jarvis Landry	8	82	0	33
Odell Beckham, Jr.	3	30	0	21
Kadron Boone	2	46	1	34
Alfred Blue	2	15	0	10
Russell Shepard	1	11	0	11
Chase Clement	1	4	0	4

PUNTING	No.	Yds.	Avg.	Long	I20
Jamie Keehn	3	123	41.0	51	1

FIELD GOALS	Att.	Made	Long	KICKS
Drew Alleman	3	2	44	Made 44, 30

ALL RETURNS	Punts			Kickoffs			Intercepted		
	No.	Yds.	Lg.	No.	Yds.	Lg.	No.	Yds.	Lg.
Odell Beckham Jr.	4	75	70	1	26	26	0	0	0
Eric Reid	0	0	0	0	0	0	1	0	0

NORTH TEXAS

RUSHING	Att.	Gain	Lost	Net	TD	Long
Brandin Byrd	14	41	1	40	0	12
Antoinne Jimmerson	8	24	1	23	0	6
Jeremy Brown	8	28	8	20	0	11
Derek Thompson	3	6	0	6	0	4
Brelan Chancellor	1	0	4	-4	0	0
Chris Bynes	1	0	9	-9	0	0

PASSING	Att.	Comp	Int.	Yds.	TD	Long	Sacks
Derek Thompson	21	8	1	143	2	80	0

RECEIVING	No.	Yds.	TD	Long
Brelan Chancellor	4	114	2	80
Chris Bynes	1	13	0	13
Andrew Power	1	7	0	7
Drew Miller	1	5	0	5
Marcus Smith	1	4	0	4

PUNTING	No.	Yds.	Avg.	Long	I20
Will Atterberry	8	327	40.9	48	2

FIELD GOALS	Att.	Made	Long	KICKS
none				

ALL RETURNS	Punts			Kickoffs			Intercepted		
	No.	Yds.	Lg.	No.	Yds.	Lg.	No.	Yds.	Lg.
Brelan Chancellor	0	0	0	4	74	26	0	0	0
Zac Whitfield	0	0	0	0	0	0	1	0	0

Game 2

Washington	3
#3 LSU	41



Sept. 8, 2012 • Tiger Stadium • Baton Rouge, La. • 92,804

LSU Uses Dominating Effort On Both Sides Of Ball In 41-3 Win Over Washington

LSU put together a dominating performance on both sides of the ball as the third-ranked Tigers rolled up 437 yards of offense (242 rushing, 195 passing), while holding Washington to only 183 total yards (26 rushing, 157 passing) in a 41-3 win in Tiger Stadium. Had it not been for LSU fumbling the opening kickoff at its own 16-yardline, LSU could have very easily pitched a shutout as outside of that first possession, Washington didn't get inside the Tiger 30-yard line all night. After spotting the Huskies a 3-0 lead, LSU took over, scoring (5 TDs, 2 FGs) on seven of its next nine possessions. LSU took the lead for good when **Alfred Blue** scampered 21-yards for a 7-3 Tiger lead at the 11:18 mark in the first quarter. LSU extended the advantage to 14-3 two possessions later when **J.C. Copeland** plunged 1-yard for a TD. A pair of second quarter **Drew Alleman** field goals (18 and 32 yards) gave the Tigers a 20-3 lead at halftime. After a 3-and-out by UW on its first possession of the second half, the Tigers went 61 yards on seven plays capped on a 3-yard run by **Kenny Hilliard** to extend the lead to 27-3 at the 10:35 mark in the third quarter. **Zach Mettenberger** connected with **Kadron Boone** on a 32-yard scoring strike late in the third quarter to stretch the lead to 34-3. Blue led the Tigers in rushing with 101 yards for his second straight 100-yard game, while Mettenberger completed 12-of-18 passes for 195 yards and a score. Defensively, LB **Kevin Minter** led the Tigers with 9 tackles, while DE **Sam Montgomery** added 4 tackles and had one of LSU's four sacks. Other sacks came from **Micha Eugene** (-8 yards), **Chancey Aghayere** (-11 yards) and **Lavar Edwards** (-6 yards). **Jalen Mills** had LSU's only interception to go with 7 tackles.

Scoring

WASHINGTON	3	0	0	0	-3
LSU	14	6	14	7	-41

WASH	14:03	1Q	Coons 34 FG
LSU	11:18	1Q	Blue 21 run (Alleman Kick)
LSU	2:11	1Q	Copeland 1 run (Alleman Kick)
LSU	10:02	2Q	Alleman 18 FG
LSU	5:03	2Q	Alleman 32 FG
LSU	10:35	3Q	Hilliard 3 run (Alleman Kick)
LSU	2:36	3Q	Boone 32 pass from Mettenberger (Alleman Kick)
LSU	8:04	4Q	Hilliard 1 run

Team Stats

	WASH	LSU
FIRST DOWNS	12	24
RUSHING	3	13
PASSING	6	9
PENALTY	3	2
RUSHING ATTEMPTS	24	52
YARDS GAINED RUSHING	59	250
YARDS LOST RUSHING	33	8
NET YARDS RUSHING	26	242
NET YARDS PASSING	157	195
PASSES ATTEMPTED	36	19
PASSES COMPLETED	17	12
HAD INTERCEPTED	1	0
TOTAL OFFENSIVE PLAYS	60	71
TOTAL NET YARDS	183	437
AVERAGE GAIN PER PLAY	3.0	6.2
FUMBLES/LOST	0/0	1/1
PENALTIES/YARDS	11/74	5/43
INTERCEPTIONS/YARDS	0/0	1/4
PUNTS/YARDS	8/301	3/163
AVERAGE PER PUNT	37.6	54.3
PUNT RETURNS/YARDS	1/1	3/11
KICKOFF RETURNS/YARDS	3/63	2/54
POSSESSION TIME	26:21	33:39
THIRD-DOWN CONVERSIONS	4/16	7/12
FOURTH-DOWN CONVERSIONS	1/3	0/0
SACKS BY	0/0	4/28

LSU

RUSHING	Att.	Gain	Lost	Net	TD	Long
Alfred Blue	14	101	0	101	1	21
Michael Ford	10	48	0	48	0	11
Kenny Hilliard	13	46	0	46	2	9
Spencer Ware	8	41	3	38	0	9
Zach Mettenberger	2	7	0	7	0	5
Connor Neighbors	1	5	0	5	0	5
J.C. Copeland	2	2	0	2	1	1
TEAM	2	0	5	-5	0	0

PASSING	Att.	Comp	Int	Yds	TD	Long	Sacks
Zach Mettenberger	18	12	0	195	1	32	0
Spencer Ware	1	0	0	0	0	0	0

RECEIVING	No.	Yds.	TD	Long
James Wright	5	75	0	23
Odell Beckham, Jr.	2	40	0	24
Alfred Blue	2	19	0	14
Kadron Boone	1	32	1	32
Jarvis Landry	1	20	0	20
Spencer Ware	1	9	0	9

PUNTING	No.	Yds.	Avg.	Long	I20
Brad Wing	3	163	54.3	62	1

FIELD GOALS	Att.	Made	Long	KICKS
Drew Alleman	2	2	32	Made: 18, 32

ALL RETURNS	Punts			Kickoffs			Intercepted		
	No.	Yds.	Lg.	No.	Yds.	Lg.	No.	Yds.	Lg.
Odell Beckham, Jr.	2	4	3	2	54	34	0	0	0
Jarvis Landry	1	7	7	0	0	0	0	0	0
Jalen Mills	0	0	0	0	0	0	1	4	4

WASHINGTON

RUSHING	Att.	Gain	Lost	Net	TD	Long
Erich Wilson	4	25	0	25	0	9
Bishop Sankey	8	20	4	16	0	9
Dezden Petty	7	10	1	9	0	4
Keith Price	5	4	28	-24	0	4

PASSING	Att.	Comp	Int.	Yds.	TD	Long	Sacks
Keith Price	36	17	1	157	0	22	4

RECEIVING	No.	Yds.	TD	Long
Austin Seferian-Jenkins	6	51	0	18
Kevin Smith	4	48	0	22
Bishop Sankey	3	30	0	15
Kasen Williams	3	19	0	8
Jaydon Mickens	1	9	0	9

PUNTING	No.	Yds.	Avg.	Long	I20
Korey Durkee	8	301	37.6	53	2

FIELD GOALS	Att.	Made	Long	KICKS
Travis Coons	1	34	34	Made: 34

ALL RETURNS	Punts			Kickoffs			Intercepted		
	No.	Yds.	Lg.	No.	Yds.	Lg.	No.	Yds.	Lg.
Kevin Smith	0	0	0	1	17	17	0	0	0
Jaydon Mickens	0	0	0	1	30	3	0	0	0
Shaq Thompson	0	0	0	1	16	16	0	0	0
Cody Bruns	1	1	1	0	0	0	0	0	0

Game 3

Idaho	14
#3/2 LSU	63



Sept. 15, 2012 • Tiger Stadium • Baton Rouge, La. • 92,177

LSU Uses Big Second-Half To Blowout Idaho, 63-14

Zach Mettenberger had his best game in an LSU uniform and the Tigers scored a pair of defensive touchdowns in rolling to a 63-14 win over Idaho in Tiger Stadium. LSU never trailed in the contest, taking a 14-0 with touchdowns on its first two possessions. Mettenberger connected with **Kadron Boone** on a 17-yard TD to open the scoring for the Tigers at the 9:46 mark in the first quarter and **Alfred Blue** followed with a 3-yard TD run just three minutes later. Idaho got to within 14-7 early in the second quarter, but **Ronald Martin** extended the lead to 21-7 on a 45-yard interception return for a score. LSU led 28-14 at halftime. In the second half, LSU scored 35 unanswered points as the Tigers registered the most points in a game during the **Les Miles** era. DE **Lavar Edwards** returned an interception 23 yards for a TD four minutes in to the third quarter to extend the Tiger advantage to 35-14. **Kenny Hilliard**, who led LSU with 116 yards, scored two TDs in the third quarter, giving the Tigers a 49-14 advantage. True freshman RB **Jeremy Hill**, in his first collegiate action, had a pair of fourth quarter TD runs for the final margin of 63-14. For the game, the Tigers piled up 472 total yards (250 rushing, 222 passing), while limiting the Vandals to just 213 yards (39 rushing, 174 passing). Mettenberger finished 17-of-22 for 222 yards, two TDs and one interception. WR **Jarvis Landry** led the Tigers in receiving with five catches for 35 yards and a score. CB **Jalen Collins**, DT **Bennie Logan** and LB **Kevin Minter** each recorded 6 tackles to lead the Tigers, while S **Ronald Martin** had 5 tackles and a pair of interceptions in his first career start.

Scoring

IDAHO	0	14	0	0	- 14
LSU	14	14	21	14	- 63

LSU	9:46	1Q	Boone 17 pass from Mettenberger (Alleman kick)
LSU	6:29	1Q	Blue 3 run (Alleman kick)
IDAHO	13:47	2Q	LaGrone 4 pass from Blackman (Farquhar kick)
LSU	9:05	2Q	Martin 45 Interception (Alleman kick)
IDAHO	5:34	2Q	Level 22 pass from Blackman (Farquhar kick)
LSU	0:37	2Q	Landry 7 pass from Mettenberger (Alleman kick)
LSU	10:58	3Q	Edwards 23 Interception (Alleman kick)
LSU	8:29	3Q	Hilliard 71 run (Alleman kck)
LSU	0:00	3Q	Hilliard 1 run (Alleman kick)
LSU	10:08	4Q	Hill 4 run (Alleman kick)
LSU	4:35	4Q	Hill 8 run (Alleman kick)

Team Stats

	IDAHO	LSU
FIRST DOWNS	14	21
RUSHING	3	11
PASSING	8	10
PENALTY	3	0
RUSHING ATTEMPTS	26	39
YARDS GAINED RUSHING	62	268
YARDS LOST RUSHING	23	18
NET YARDS RUSHING	39	250
NET YARDS PASSING	174	222
PASSES ATTEMPTED	36	23
PASSES COMPLETED	23	17
HAD INTERCEPTED	4	0
TOTAL OFFENSIVE PLAYS	62	62
TOTAL NET YARDS	213	472
AVERAGE GAIN PER PLAY	3.4	7.6
FUMBLES/LOST	1/0	1/0
PENALTIES/YARDS	9/49	8/58
INTERCEPTIONS/YARDS	1/94	4/82
PUNTS/YARDS	7/316	5/226
AVERAGE PER PUNT	45.1	45.2
PUNT RETURNS/YARDS	2/(5)	4/31
KICKOFF RETURNS/YARDS	6/75	3/99
POSSESSION TIME	33:07	26:53
THIRD-DOWN CONVERSIONS	3/14	4/10
FOURTH-DOWN CONVERSIONS	1/3	0/0
SACKS BY	3/12	0/0

LSU

RUSHING	Att.	Gain	Lost	Net	TD	Long
Kenny Hilliard	11	118	2	116	2	71
Jeremy Hill	10	61	0	62	2	16
Alfred Blue	10	49	3	56	1	9
Russell Shepard	3	24	0	24	0	18
Michael Ford	1	9	0	9	0	9
Zach Mettenberger	4	7	13	-6	0	7

PASSING	Att.	Comp	Int	Yds	TD	Long	Sacks
Zach Mettenberger	22	17	1	222	2	46	3
Stephen Rivers	1	0	0	0	0	0	0

RECEIVING	No.	Yds.	TD	Long
Jarvis Landry	5	35	1	14
Odell Beckham, Jr.	4	73	0	46
Russell Shepard	3	68	0	33
Alfred Blue	3	22	0	9
Kadron Boone	1	17	1	17
Terrence Magee	1	7	0	7

PUNTING	No.	Yds.	Avg.	Long	I20
Brad Wing	5	226	45.2	51	3

FIELD GOALS	Att.	Made	Long	KICKS
none				

	Punts			Kickoffs			Intercepted		
	No.	Yds.	Lg.	No.	Yds.	Lg.	No.	Yds.	Lg.
ALL RETURNS									
Odell Beckham, Jr.	4	31	11	0	0	0	0	0	0
Ronald Martin	0	0	0	0	0	0	2	45	45
Jalen Mills	0	0	0	0	0	0	1	14	14
Lavar Edwards	1	7	7	0	0	0	1	23	23
Michael Ford	0	0	0	3	99	42	0	0	0

IDAHO

RUSHING	Att.	Gain	Lost	Net	TD	Long
Todd Handley	6	20	0	20	0	14
Ryan Bass	11	35	16	19	0	21
Justin Parkins	3	3	0	3	0	2
Dominique Blackman	1	1	0	1	0	1
TEAM	1	0	1	-1	0	0
James Baker	4	3	3	-3	0	3

PASSING	Att.	Comp	Int.	Yds.	TD	Long	Sacks
Dominique Blackman	36	23	4	174	2	22	0

RECEIVING	No.	Yds.	TD	Long
Jahrie Level	5	48	0	22
Michael LaGrone	5	36	0	15
Najee Lovett	4	26	0	12
Justin Veltung	3	12	0	5
Mike Scott	2	20	0	15
Todd Handley	1	15	0	15
Marquan Major	1	9	0	9
Clayton Homme	1	4	0	4
Ryan Bass	1	4	0	4

PUNTING	No.	Yds.	Avg.	Long	I20
Bobby Cowan	7	316	45.1	52	1

	Punts			Kickoffs			Intercepted		
	No.	Yds.	Lg.	No.	Yds.	Lg.	No.	Yds.	Lg.
ALL RETURNS									
Najee Lovett	0	0	0	1	6	6	0	0	0
Justin Veltung	2	-5	0	4	56	16	0	0	0
Ryan Bass	0	0	0	1	13	13	0	0	0
Gary Walker	0	0	0	0	0	0	1	94	94

Game 4

#2 LSU	12
Auburn	10



Sept. 22, 2012 • Jordan-Hare Stadium • Auburn, Ala. • 86,721

LSU Defense Stifles Auburn In SEC-Opening 12-10 Win

LSU's defense scored points for the second straight game while limiting Auburn to just nine first downs and 183 total yards in the 12-10 win over the Auburn Tigers in Jordan-Hare Stadium. The victory was just the second for LSU at Auburn since 2000 and sent the LSU Tigers to a 4-0 overall mark and a 1-0 league record. LSU appeared to have taken control of the game early, taking its first drive and moving the ball with little resistance to the Auburn 2-yard line. However, LSU came away with no points as QB **Zach Mettenberger** fumbled the snap on 3rd-and-1 and Auburn recovered ending the LSU drive. A play later, LSU took a 2-0 lead in the contest when DE **Sam Montgomery** tackled Auburn RB Tre Mason in the endzone for a safety. LSU's offense again move the ball with ease on its next possession, capped with a 2-yard TD run by **Michael Ford** to increase the lead to 9-0 midway through the first quarter. After its third possession without a first down, Auburn punted the ball back to LSU. Three plays later, Mettenberger fumbled for the second time in the first quarter when he was sacked for a 6-yard loss at the 26. Auburn needed only three plays to go 26 yards to pull to within, 9-7, as the first quarter came to an end. Auburn took its first lead of the game, 10-9, on a 40-yard field goal just before halftime. LSU got its first break of the second half when the Tigers recovered a fumbled Auburn punt at the 48-yard line. LSU marched to the Auburn 13-yard line where senior PK **Drew Alleman** kicked what proved to be the game-winning points with a 30-yard field goal late in the third quarter, giving LSU a 12-10 advantage. LSU's defense held Auburn to just two first downs in the fourth quarter as the LSU Tigers escaped with the 12-10 victory. **Spencer Ware** led LSU with 90 rushing yards to go along with 2 catches for 44 yards, including a 33-yarder on a 3-and-4 late in the fourth quarter that extended an LSU drive. Mettenberger completed 15-of-27 passes for 169 yards. **Eric Reid** (7 tackles) and **Sam Montgomery** (4 tackles, 3.5 TFL) led the Tiger defense.

Scoring

LSU	9	0	3	0	-12
AUBURN	7	3	0	14	-10

LSU	8:21	1Q	Sam Montgomery Safety
LSU	4:18	1Q	Ford 1 run (Alleman kick)
AUB	0:00	1Q	McCalebb 4 run (Parker kick)
AUB	1:21	2Q	Parker 40 yd FG
LSU	5:26	3Q	Alleman 30 yd FG

Team Stats

	AUB	LSU
FIRST DOWNS	9	15
RUSHING	5	8
PASSING	4	6
PENALTY	0	1
RUSHING ATTEMPTS	30	44
YARDS GAINED RUSHING	130	203
YARDS LOST RUSHING	21	44
NET YARDS RUSHING	182	86
NET YARDS PASSING	97	169
PASSES ATTEMPTED	27	22
PASSES COMPLETED	15	13
HAD INTERCEPTED	2	0
TOTAL OFFENSIVE PLAYS	52	71
TOTAL NET YARDS	183	351
AVERAGE GAIN PER PLAY	3.5	4.9
FUMBLES/LOST	2/1	2/2
PENALTIES/YARDS	5/37	9/80
INTERCEPTIONS/YARDS	0/0	2/6
PUNTS/YARDS	7/287	8/338
AVERAGE PER PUNT	41.0	42.2
PUNT RETURNS/YARDS	1/0	1/-5
KICKOFF RETURNS/YARDS	2/59	1/22
POSSESSION TIME	26:49	33:11
THIRD-DOWN CONVERSIONS	3/14	4/10
FOURTH-DOWN CONVERSIONS	0/1	0/0
SACKS BY	2/15	4/17

LSU

RUSHING	Att.	Gain	Lost	Net	TD	Long
Spencer Ware	16	95	5	90	0	30
Michael Ford	8	42	1	41	1	18
Kenny Hilliard	10	40	0	40	0	12
Russell Shepard	2	7	0	7	0	4
J.C. Copeland	2	5	0	5	0	4
Zach Mettenberger	6	14	16	-1	0	5

PASSING	Att.	Comp	Int	Yds	TD	Long	Sacks
Zach Mettenberger	27	15	0	169	0	33	2

RECEIVING	No.	Yds.	TD	Long
Kadron Boone	3	49	0	29
James Wright	3	25	0	10
Jarvis Landry	3	23	0	9
Spencer Ware	2	44	0	33
Odell Beckham	2	15	0	9
Kenny Hilliard	1	7	0	7
Chase Clement	1	6	0	6

PUNTING	No.	Yds.	Avg.	Long	I20
Brad Wing	8	338	42.2	60	3

FIELD GOALS	Att.	Made	Long	KICKS
Drew Alleman	2	1	30	Made 30; Missed 34

ALL RETURNS	Punts			Kickoffs			Intercepted		
	No.	Yds.	Lg.	No.	Yds.	Lg.	No.	Yds.	Lg.
Jarvis Landry	0	0	0	1	22	22	0	0	0
Odell Beckham, Jr.	1	-5	0	0	0	0	0	0	0
Tharold Simon	0	0	0	0	0	0	1	6	6
Luke Muncie	0	0	0	0	0	0	1	0	0

AUBURN

RUSHING	Att.	Gain	Lost	Net	TD	Long
Tre Mason	9	63	9	54	0	26
Onterio McCalebb	11	40	16	24	1	20
Jonathan Wallace	3	15	0	15	0	6
TEAM	1	0	2	-2	0	0
Kiehl Frazier	6	12	17	-5	0	8

PASSING	Att.	Comp	Int.	Yds.	TD	Long	Sacks
Kiehl Frazier	22	13	2	97	0	23	4

RECEIVING	No.	Yds.	TD	Long
Philip Lutzenkirchen	5	29	0	23
Emory Blake	4	56	0	22
Quan Bray	2	10	0	7
Onterio McCalebb	2	2	0	2

PUNTING	No.	Yds.	Avg.	Long	I20
Steven Clark	7	287	41.0	54	2

ALL RETURNS	Punts			Kickoffs			Intercepted		
	No.	Yds.	Lg.	No.	Yds.	Lg.	No.	Yds.	Lg.
Quan Bray	1	0	0	0	0	0	0	0	0
Onterio McCalebb	0	0	0	2	59	43	0	0	0

Game 5

Towson	22
#3 LSU	38



Sept. 29, 2012 • Tiger Stadium • Baton Rouge, La. • 92,154

No. 3 LSU Overcomes Sluggish Effort To Beat Towson, 38-22

Despite committing a season-high 10 penalties and losing three fumbles, third-ranked LSU managed enough offense to post a 38-22 non-conference win over Towson in Tiger Stadium. The victory improved LSU to 5-0 overall, while extending the nation's longest non-conference regular season winning streak to 41 straight (also an NCAA record) as well as running LSU's Tiger Stadium winning streak to 21 in a row (also a school record). **Zach Mettenberger** threw for 238 yards and a pair of touchdowns - both to **Odell Beckham Jr.** After **Russell Shepard's** 78-yard TD run on the first play of LSU's second possession of the game gave the Tigers a 7-0 lead, Towson scored nine straight points to take a 9-7 advantage with just over five minutes left in the first half. LSU closed out the half with a 27-yard TD pass from Mettenberger to Beckham Jr. and then a 23-yard **Drew Alleman** field goal to take a 17-9 lead into the locker room. LSU extended the lead to 24-9 on a 1-yard TD run by **J.C. Copeland** and then to 31-9 on a 53-yard TD pass from Mettenberger to Beckham Jr. **Michael Ford** closed out the scoring for the Tigers with a 4-yard run late in the game for a 38-16 advantage. Towson added a touchdown with just over a minute left for the final margin. For the game, LSU's offense produced 396 total yards (158 rushing, 238 passing), while Towson managed to score more points (22), rush for more yards (188) and accumulate more total yards (291) than any team that LSU has faced this year. Shepard led LSU with 78 yards rushing on just one carry, while Ford added 76 yards on 11 attempts. Beckham Jr. had five catches for 128 yards and a pair of TDs for what statistically was the best game of his career. **Kevin Minter** led the Tiger defense with 9 tackles, including 1.5 for losses, while **Lavar Edwards** had seven tackles and 1.5 sacks.

Scoring

TOWSON	0	9	0	13	- 22
LSU	7	10	7	14	- 38

LSU	10:24	1Q	Shepard 78 run (Alleman Kick)
TOW	13:34	2Q	Soven 26 yd FG
TOW	5:15	2Q	West 1 run (Soven Kick failed)
LSU	2:52	2Q	Beckham Jr. 27 pass from Mettenberger (Alleman Kick)
LSU	1:19	2Q	Alleman 23 yd FG
LSU	5:56	3Q	Copeland 1 run (Alleman Kick)
LSU	14:52	4Q	Beckham Jr. 53 pass from Mettenberger (Alleman Kick)
TOW	8:58	4Q	West 1 run (Soven Kick)
LSU	5:22	4Q	Ford 4 run (Alleman Kick)
TOW	1:30	4Q	Sheppard 9 pass from Enders (Conversion Failed)

Team Stats

	TOW	LSU
FIRST DOWNS	19	18
RUSHING	8	9
PASSING	8	9
PENALTY	3	0
RUSHING ATTEMPTS	40	35
YARDS GAINED RUSHING	208	220
YARDS LOST RUSHING	20	62
NET YARDS RUSHING	188	158
NET YARDS PASSING	103	238
PASSES ATTEMPTED	33	26
PASSES COMPLETED	13	15
HAD INTERCEPTED	2	0
TOTAL OFFENSIVE PLAYS	73	61
TOTAL NET YARDS	291	396
AVERAGE GAIN PER PLAY	4.0	6.5
FUMBLES/LOST	2/2	5/3
PENALTIES/YARDS	4/15	10/69
INTERCEPTIONS/YARDS	0/0	0/0
PUNTS/YARDS	7/245	4/177
AVERAGE PER PUNT	35.0	44.2
PUNT RETURNS/YARDS	2/6	3/41
KICKOFF RETURNS/YARDS	5/80	3/24
POSSESSION TIME	34:42	25:18
THIRD-DOWN CONVERSIONS	6/17	5/12
FOURTH-DOWN CONVERSIONS	1/1	0/0
SACKS BY	4/42	3/15

LSU

RUSHING	Att.	Gain	Lost	Net	TD	Long
Russell Shepard	1	78	0	78	1	78
Michael Ford	11	76	0	76	1	22
Spencer Ware	8	40	4	36	0	14
Kenny Hilliard	6	23	0	23	0	6
Jeremy Hill	1	2	0	2	0	2
J.C. Copeland	1	1	0	1	1	1
TEAM	2	0	6	-6	0	0
Zach Mettenberger	5	0	52	-52	0	0

PASSING	Att.	Comp	Int	Yds	TD	Long	Sacks
Zach Mettenberger	26	15	0	238	2	53	4

RECEIVING	No.	Yds.	TD	Long
Odell Beckham	5	128	2	53
Kadron Boone	3	33	0	17
Chase Clement	1	27	0	27
Nic Jacobs	1	21	0	21
Kenny Hilliard	1	10	0	10
Russell Shepard	1	9	0	9
Jeremy Hill	1	4	0	4
Jarvis Landry	1	4	0	4
Michael Ford	1	2	0	2

PUNTING	No.	Yds.	Avg.	Long	I20
Brad Wing	4	177	44.2	50	2

FIELD GOALS	Att.	Made	Long	KICKS
Drew Alleman	2	1	23	Made 23; Missed 1

ALL RETURNS	Punts			Kickoffs			Intercepted		
	No.	Yds.	Lg.	No.	Yds.	Lg.	No.	Yds.	Lg.
Odell Beckham, Jr.	3	41	30	1	-6	0	0	0	0
Nic Jacobs	0	0	0	1	11	11	0	0	0
Jarvis Landry	0	0	0	1	19	19	0	0	0

TOWSON

RUSHING	Att.	Gain	Lost	Net	TD	Long
Grant Edwards	12	101	15	86	0	43
Terrance West	22	81	2	79	2	15
Sterlin Phifer	4	23	0	23	0	9
Dominique Booker	2	3	3	0	0	3

PASSING	Att.	Comp	Int.	Yds.	TD	Long	Sacks
Grant Enders	33	13	0	103	1	22	3

RECEIVING	No.	Yds.	TD	Long
Tom Ryan	4	54	0	22
Gerrard Sheppard	3	11	1	9
Spencer Wilkins	2	18	0	9
Tyler Magill	1	12	0	12
Erron Banks	1	6	0	6
Leon Kinnard	1	2	0	2
Cory Kirby	1	0	0	6

PUNTING	No.	Yds.	Avg.	Long	I20
R.J. Peppers	7	245	35.0	54	0

FIELD GOALS	Att.	Made	Long	KICKS
D.J. Soven	2	1	26	Made 26; Missed 1

ALL RETURNS	Punts			Kickoffs			Intercepted		
	No.	Yds.	Lg.	No.	Yds.	Lg.	No.	Yds.	Lg.
Tye Smith	0	0	0	1	10	10	0	0	0
Derrick Joseph	0	0	0	4	70	33	0	0	0
Jordan Love	2	6	10	0	0	0	0	0	0

2012 LSU Football - Numerical Roster vs. Florida

NO.	NAME	POS.	HT.	WT.	CL./EXP.	HOMETOWN (HS/PREVIOUS SCHOOL)
1	Eric Reid	S	6-2	212	Jr.-2L	Geismar, La. (Dutchtown HS)
1	Rob Bolden	QB	6-4	208	Jr.-Trf.	Orchard Lake, Mich. (Penn State)
3	Odell Beckham Jr.	WR	6-0	187	So.-1L	New Orleans, La. (Newman HS)
4	Alfred Blue	RB	6-2	220	Jr.-2L	Boutte, La. (Hahnville HS)
5	Jarrett Fobbs	WR	5-11	188	So.-SQ	Shreveport, La. (Huntington HS)
6	Craig Loston	S	6-2	205	Jr.-2L	Aldine, Texas (Eisenhower HS)
8	Zach Mettenberger	QB	6-5	230	Jr.-1L	Watkinsville, Ga. (Butler (Kan.) CC)
9	Ego Ferguson	DT	6-3	308	So.-1L	Mills, Fla. (Hargrave Military Academy)
10	Russell Shepard	WR	6-1	195	Sr.-3L	Houston, Texas (Cypress Ridge HS)
11	Spencer Ware	RB	5-11	225	Jr.-2L	Cincinnati, Ohio (Princeton HS)
12	Corey Thompson	S	6-2	210	Fr.-HS	Missouri City, Texas (Lawrence Elkins HS)
13	Dwayne Thomas	CB	6-0	175	Fr.-HS	New Orleans, La. (O.P. Walker HS)
14	Terrence Magee	WR	5-9	212	So.-SQ	Franklinton, La. (Franklinton HS)
15	Jerrard Randall	QB	6-1	186	Fr.-RS	Hollywood, Fla. (Mirimar HS)
16	Brad Kragthorpe	QB	6-0	186	Fr.-Trf.	Tulsa, Okla. (Idaho State)
17	Stephen Rivers	QB	6-8	225	Fr.-RS	Athens, Ala. (Athens HS)
18	Bennie Logan	DT	6-3	295	Jr.-2L	Coushatta, La. (Red River HS)
19	Derrick Raymond	CB	6-1	175	Fr.-HS	Metairie, La. (East Jefferson HS)
21	Paul Turner	WR	5-11	192	Fr.-RS	West Monroe, La. (West Monroe HS)
22	Ronnie Feist	LB	6-2	230	Fr.-HS	Edgard, La. (West St. John HS)
23	Lamar Louis	LB	6-0	220	Fr.-HS	Breaux Bridge, La. (Breaux Bridge HS)
24	Tharold Simon	CB	6-3	193	Jr.-2L	Eunice, La. (Eunice HS)
25	Kwon Alexander	LB	6-2	215	Fr.-HS	Oxford, Ala. (Oxford HS)
26	Ronald Martin	S	6-1	202	So.-1L	White Castle, La. (White Castle HS)
27	Kenny Hilliard	RB	6-0	231	So.-1L	Patterson, La. (Patterson HS)
28	Jalen Mills	CB	6-0	185	Fr.-HS	DeSoto, Texas (DeSoto HS)
29	Stephen Scardina	FB	5-11	272	Fr.-HS	Baton Rouge, La. (St. Michael HS)
30	Drew Alleman	PK	5-11	183	Sr.-1L	Lafayette, La. (Acadiana HS)
30	James Hairston	PK	6-1	220	So.-1L	Dallas, Texas (Jesuit HS)
32	Jalen Collins	CB	6-2	195	Fr.-RS	Olive Branch, Miss. (Olive Branch HS)
33	Jeremy Hill	RB	6-2	235	Fr.-HS	Baton Rouge, La. (Redemptorist HS)
34	Micah Eugene	S	5-11	190	Fr.-RS	Lafayette, La. (Acadiana HS)
35	Lorenzo Phillips	LB	6-2	215	Fr.-HS	Patterson, La. (Patterson HS)
36	Kavahra Holmes	CB	6-2	180	Fr.-HS	Breaux Bridge, La. (Breaux Bridge HS)
38	Brad Wing	P	6-3	197	So.-1L	Melbourne, Australia (Parkiew Baptist HS)
38	Jamie Keehn	P	6-4	222	Fr.-HS	Queensland, Australia (Rockhampton Grammar)
39	Jerqwinick Sandolph	DB	6-2	190	Fr.-HS	Boutte, La. (Hahnville HS)
40	Rockey Duplessis	S	6-1	207	Jr.-2L	Belle Chasse, La. (Belle Chasse HS)
41	Travis Dickson	TE	6-3	230	So.-SQ	Ocean Springs, Miss. (Ocean Springs HS)
42	Michael Ford	RB	5-10	216	Jr.-2L	Leesville, La. (Leesville HS)
43	Connor Neighbors	FB	5-11	236	So.-SQ	Huntsville, Ala. (Huntsville HS)
44	J.C. Copeland	FB	6-1	272	Jr.-1L	LaGrange, Ga. (Troup County HS)
45	Deion Jones	LB	6-2	202	Fr.-HS	New Orleans, La. (Jesuit HS)
46	Kevin Minter	LB	6-2	245	Jr.-2L	Suwanee, Ga. (Peachtree Ridge HS)
47	Jeremy Peoples	DL	6-4	237	So.-SQ	Selma, La. (Selma HS)
48	Seth Fruge	LB/HOLD	5-11	189	Jr.-2L	Welsh, La. (Notre Dame HS)
49	Barkevious Mingo	DE	6-5	240	Jr.-2L	West Monroe, La. (West Monroe HS)
50	Reid Ferguson	SNP	6-2	235	Fr.-HS	Buford, Ga. (Buford HS)
51	Trey Granier	LB	6-1	227	Fr.-HS	Thibodaux, La. (Thibodaux HS)
52	Luke Muncie	LB	6-3	210	Jr.-2L	Klein, Texas (Oak HS)
53	Logan Boudreaux	SNP	5-11	215	Fr.-RS	St. Amant, La. (St. Amant HS)
54	Justin Maclin	DE	6-4	237	So.-RS	Memphis, Tenn. (Ridgeway HS)
55	Elliott Porter	C	6-4	300	So.-SQ	Westwego, La. (Kentucky)
56	Trai Turner	OL	6-3	306	Fr.-RS	New Orleans, La. (St. Augustine HS)

57	Lamin Barrow	LB	6-2	232	Jr.-2L	Marrero, La. (John Ehret HS)
59	Jermauria Rasco	DE	6-3	255	So.-1L	Shreveport, La. (Evangel HS)
61	Ben Domingue	C/OG	6-3	270	Jr.-SQ	Lafayette, La. (St. Thomas More HS)
64	P.J. Lonergan	C	6-4	305	Sr.-3L	New Orleans, La. (Rummel HS)
65	Jerald Hawkins	OL	6-6	300	Fr.-HS	Baldwin, La. (West St. Mary HS)
66	Derek Edinburgh Jr.	OL	6-8	316	Fr.-HS	New Orleans, La. (Karr HS)
68	Josh Dworaczyk	OG/OT	6-6	300	Sr.-3L	New Iberia, La. (Catholic-New Iberia HS)
70	La'El Collins	OG	6-5	321	So.-SQ	Baton Rouge, La. (Redemptorist HS)
71	Jonah Austin	OT	6-6	329	Fr.-RS	New Orleans, La. (St. Augustine HS)
72	Alex Hurst	OT	6-6	331	Sr.-3L	Bartlett, Tenn. (Arlington HS)
73	Chris Davenport	OT	6-4	330	Jr.-SQ	Mansfield, La. (Mansfield HS)
74	Josh Williford	OG	6-7	334	Jr.-2L	Dothan, Ala. (Houston Academy)
76	Chris Faulk	OT	6-6	323	Jr.-2L	Slidell, La. (Northshore HS)
77	Josh Downs	DT	6-1	287	Sr.-3L	Bastrop, La. (Bastrop HS)
78	Vadal Alexander	OT	6-6	350	Fr.-HS	Buford, Ga. (Buford HS)
80	Jarvis Landry	WR	6-1	195	So.-1L	Convent, La. (Lutcher HS)
81	Armand Williams	WR	6-3	200	So.-SQ	Slidell, La. (Slidell HS)
82	James Wright	WR	6-2	203	Jr.-2L	Belle Chase, La. (Belle Chase HS)
84	Nic Jacobs	TE	6-5	265	So.-SQ	Many, La. (Many HS)
85	Dillon Gordon	TE	6-5	280	Fr.-HS	River Ridge, La. (John Curtis HS)
86	Kadron Boone	WR	6-0	207	Jr.-2L	Ocala, Fla. (Ocala Trinity HS)
87	Chancey Aghayere	DE	6-4	266	Sr.-3L	Garland, Texas (Garland HS)
88	Chase Clement	TE	6-5	265	Sr.-3L	Thibodaux, La. (E.D. White HS)
89	Lavar Edwards	DE	6-5	258	Sr.-3L	Gretna, La. (Desire Street Academy)
90	Anthony Johnson	DT	6-3	304	So.-1L	New Orleans, La. (O.P. Walker HS)
91	A'Trey-U Jones	DT	6-0	282	Jr.-RS	Tickfaw, La. (Hammond HS)
94	Danielle Hunter	DL	6-5	235	Fr.-HS	Katy, Texas (Morton Ranch HS)
95	Quentin Thomas	DT	6-3	294	Fr.-RS	Breaux Bridge, La. (Breaux Bridge HS)
96	Mickey Johnson	DT	6-0	306	Fr.-RS	Covington, La. (St. Paul's HS)
99	Sam Montgomery	DE	6-5	260	Jr.-2L	Greenwood, S.C. (Greenwood HS)