



## 5 Towson

September 29, 2012 • 6 p.m. CDT • ESPN  
Baton Rouge, La. • Tiger Stadium (92,542)

@LSUfbal • #LSUROAR

### #3 LSU (4-0, 1-0 SEC)

#### SEPTEMBER (4-0)

1	North Texas (ESPN)	W, 41-14
8	Washington (ESPN)	W, 41-3
15	Idaho (TigerVision PPV)	W, 63-14
22	* at Auburn (ESPN)	W, 12-10
29	Towson (ESPN)	6 p.m.

#### OCTOBER

6	* at Florida (CBS)	2:30 p.m.
13	* South Carolina	TBA
20	* at Texas A&M	TBA

#### NOVEMBER

3	* Alabama (CBS)	7 p.m.
10	* Mississippi State	TBA
17	* Ole Miss	TBA
23	* at Arkansas (CBS)	1:30 p.m.

#### DECEMBER

1	SEC Championship Game (CBS)	3 p.m.
	Atlanta, Ga.	

### Towson (2-1, 1-0 CAA)

#### AUGUST (0-1)

30	at Kent State	L, 41-21
----	---------------	----------

#### SEPTEMBER (2-0)

15	* William & Mary	W, 20-17
22	St. Francis	W, 46-17
29	at #3 LSU	6 p.m.

#### OCTOBER

6	* at James Madison	Noon
13	* Maine	6 p.m.
20	* Old Dominion	6 p.m.
27	* at Villanova	2:30 p.m.

#### NOVEMBER

3	* at Delaware	11 a.m.
10	* Rhode Island	2:30 p.m.
17	* at New Hampshire	11 a.m.

### On the Air

#### Radio • LSU Sports Radio Network

Jim Hawthorne, play-by-play  
Doug Moreau, analyst  
Gordy Rush, sideline



#### Television • ESPN

Clay Matvick, play-by-play  
Matt Stinchcomb, analyst  
Allison Williams, sideline



#### Television • Cox Sports (delay)

Lyn Rollins, play-by-play  
Greg Bowser, analyst  
Ronnie Rantz, sideline



LSUsports.net

f t LSUsports.net/connect

### NEXT UP

#### No. 3 LSU Closes Out Non-Conference Portion of the Schedule Against Towson

Third-ranked LSU (4-0 overall, 1-0 SEC) closes out the non-conference portion of its schedule on Saturday as the Tigers welcome Towson to Tiger Stadium. Kickoff between LSU and Towson is scheduled for 6 p.m. and will be televised nationally on ESPN. Towson, members of the Football Championship Subdivision (formerly 1-AA) and the Colonial Athletic Association, is 2-1 overall following its 46-17 win over St. Francis last week. This will be the first meeting between the two teams and it will also mark the first time LSU has faced a team from the Colonial Athletic Association in football. LSU goes into the Towson game coming off a 12-10 road win over Auburn. LSU brings three of the nation's longest current winning streaks into the Towson game as the Tigers have won 40 straight non-conference regular season games, 20 consecutive games in Tiger Stadium and 17 straight regular season games. The 40 straight non-conference regular season wins is an NCAA record, while the 20 straight in Tiger Stadium is an LSU record. LSU has won nine straight games in Tiger Stadium by double-figures (3 in 2012, 6 in 2011). LSU brings one of the nation's top defenses into Saturday as the Tigers are ranked in the top 10 nationally in five categories – rush defense (No. 3 at 56.75), total defense (No. 4 at 199.5), scoring defense (No. 8 at 10.25), pass defense (No. 8 at 142.75) and pass efficiency defense (No. 8 at 92.27 rating). In four games, LSU has allowed just five total TDs (4 passing, 1 rushing). LB **Kevin Minter** leads the Tigers with 25 tackles and 4.0 TFL, while DE **Sam Montgomery**, the SEC Defensive Player of the Week, has 11 tackles, 6.0 TFL and 2.0 sacks to his credit. DB **Micah Eugene** leads the Tigers with 3.0 sacks. Offensively, LSU is averaging 39.2 points and 442.0 total yards (247.5 rushing, 194.5 passing). **Kenny Hilliard** has rushed for 342 yards and 6 TDs to lead the Tigers in that category. QB **Zach Mettenberger** has completed 63-of-93 passes for 778 yards, 4 TDs and just 2 interceptions. **Jarvis Landry** (18 rec., 160 yards, 1 TD) and **Odell Beckham Jr.** (11 rec., 158 yards) are LSU's top two receivers.

### STORYLINES

- LSU is 4-0 for the sixth straight year, which is the longest streak in school history.

- LSU is 30-0 under **Les Miles** in non-conference regular season games.

- LSU is 48-4 vs. unranked teams under **Les Miles**, which includes a current streak of 16 straight wins.

- LSU has won 36 straight non-conference games in Tiger Stadium, a streak that dates back to 2001. The Tigers haven't lost a non-conference home game since a 13-10 loss to UAB in 2000.

- 16 players on LSU's defense have recorded either a sack or a tackle for loss with another 3 being responsible for a turnover.

- LSU has scored 18 special teams touchdowns under **Les Miles** (10 punt returns, 3 kickoff returns, 2 returns of a blocked field goal, 1 return of a fumbled punt, 1 return of a blocked punt, and 1 fake field goal).

- LSU's defense has scored 11 TDs and recorded 2 safeties under defensive coordinator **John Chavis** (44 games).

- LSU has won 25 straight games during the month of September, a

streak that dates back to a 7-3 loss at Auburn in 2006.

- LSU is 39-4 under **Les Miles**, including 23 straight victories, when having fewer turnovers than its opponent.

- LSU is ranked in the Top 10 in both the AP and USA Today Coaches Polls for the 22nd consecutive week. The streak dates back to the final polls of the 2010 season.

### BREAKDOWN

#### LSU Tigers

<b>Record</b>	4-0 (1-0 SEC)
<b>Ranking</b>	No. 3 Associated Press No. 3 USA Today/Coaches
<b>Last Game</b>	Sept. 22 in Auburn, Ala. def. Auburn, 12-10
<b>Head Coach</b>	Les Miles
<b>Career Record</b>	107-39/12th year
<b>LSU Record</b>	79-18/eighth year
<b>vs. Towson</b>	first meeting



#### Towson Tigers

<b>Record</b>	2-1 (1-0 Colonial Athletic Association)
<b>Ranking</b>	No. 13 The Sports Network FCS NR USA Today/Coaches
<b>Last Game</b>	Sept. 22 in Towson, Md. def. St. Francis, 46-17
<b>Head Coach</b>	Rob Ambrose
<b>Career Record</b>	14-23/fourth year
<b>TU Record</b>	14-23/fourth year
<b>vs. LSU</b>	first meeting



# Towson Week

## 24

**MONDAY**

**Miles Press Luncheon**  
11:30 a.m. - Athletic Building, 5th Floor

1:15 p.m. - Player Interviews (Indoor Facility)

**Practice**  
4 p.m. - McClendon Practice Facility (Closed)  
6:15 p.m. - Player Interviews

## 25

**TUESDAY**

**Miles Press Luncheon Practice**  
4 p.m. - McClendon Practice Facility (Closed)  
6 p.m. - Player Interviews

## 26

**WEDNESDAY**

**SEC Teleconference**  
10 a.m. Miles on call

**Practice**  
4 p.m. - McClendon Practice Facility (Closed)

6 p.m. - Miles post practice interview (Team Room)

**Miles Radio Show**  
7 p.m. - Tj Ribs (Acadian)

## 27

**THURSDAY**

**Practice**  
4 p.m. - McClendon Practice Facility (Closed)

## 28

**FRIDAY**

**Walk Through**  
TBA (Closed)

## 29

**SATURDAY**

**Game Day**  
LSU vs. Towson  
Tiger Stadium  
6 p.m. CT • ESPN

**Post Game**  
Coach Miles is available following the game in the press conference room.

Players will immediately follow in press conf. room

## 30

**SUNDAY**

**TV Replay:**  
LSU vs. Towson  
7 p.m.  
Cox Sports Television (CST)  
(HD channel 1037 and 37 in Baton Rouge)

## LSU Media Services

### Les Miles Interviews

#### Monday Press Luncheon

LSU coach Miles meets with the media each Monday of game week in the press conference room, which is located on the fifth floor of the LSU Athletic Administration Building. Lunch is served at 11:30 a.m. (CT) followed by comments from the Coach Miles at 12:15 p.m. (CT). Media members can park in Lot F on campus, which is located off of Nicholson Drive in front of the track stadium. A transcript of coach Miles' opening statement and as well as the question and answer session can be found on the Internet at [www.LSUsports.net/media](http://www.LSUsports.net/media).

#### Listen To Les Miles' Weekly Press Conference

Members of the media can access the audio portion of Coach Miles' Weekly Press Luncheon each Monday starting at 12:10 p.m. CT at [www.LSUsports.net/live](http://www.LSUsports.net/live) or over the radio in the Baton Rouge area on 104.5 FM.

#### SEC Teleconference

The 14 SEC coaches are featured on a weekly teleconference each Wednesday at 10 a.m. (CT) during the regular season. Coach Miles speaks for 10 minutes starting at 10 a.m. Contact the LSU Sports Information Department to obtain the phone number to access the call.

#### Wednesday Post Practice

Coach Miles meets with the media immediately after practice on Wednesday's during the regular-season in the Team Room of the LSU Operations Center. This interview takes place at approximately 6 p.m. each week.

### LSU Player Interviews

LSU players are available to the media three times during a typical game week - Mondays, Tuesdays and following the game on Saturday. Interview requests for the Monday and Tuesday media opportunities should be made at least 24 hours in advance and emailed to Michael Bonnette ([mbonnet@lsu.edu](mailto:mbonnet@lsu.edu)) and Bill Martin ([wmarti4@lsu.edu](mailto:wmarti4@lsu.edu)). Members of the media are not permitted to contact players on their cell phones under any circumstance.

#### Following the Press Luncheon

LSU players will be made available at 1:45 p.m. (CT) following head coach Les Miles' Press Luncheon each Monday afternoon at the Indoor Football Facility. Requests must be made on (or prior to) the Sunday following the game.

#### Post Practice

LSU players are available after practice on Monday and Tuesday by appointment at the Indoor Football Facility. These interviews are held at approximately 6:30 p.m. on Monday at 6:15 on Tuesday.

#### LSU Video Newsfeed

LSU will be distributing video interviews and other highlights via FTP during the 2012 season. A link to download the newsfeed each will be emailed to members of the media each Monday afternoon during the season. Email Michael Bonnette at [mbonnet@lsu.edu](mailto:mbonnet@lsu.edu) to be placed on the distribution list.

### WHO TO CONTACT

#### Sports Information Office

(225) 578-8226

Assoc. AD/Sports Information Director

**Michael Bonnette • Assoc. AD/Sports Information Dir.**

E-mail: [mbonnet@lsu.edu](mailto:mbonnet@lsu.edu) • Twitter: @LSUBonnette

**Bill Martin • Associate Sports Information Director**

E-mail: [wmarti4@lsu.edu](mailto:wmarti4@lsu.edu) • Twitter: @LSUBillMartin

**Jake Terry • Associate SID (Social Media)**

E-mail: [jterry9@lsu.edu](mailto:jterry9@lsu.edu) • Twitter: @LSUjake

#### LSU Television

Kevin Wagner - [jwagne2@lsu.edu](mailto:jwagne2@lsu.edu)

#### LSU Radio

Jim Hawthorne - [lsuradio@lsu.edu](mailto:lsuradio@lsu.edu)

#### LSU Sports Information Mailing Address

LSU Box 25095

Baton Rouge, LA 70803

### ON THE INTERNET

#### [www.LSUsports.net/media](http://www.LSUsports.net/media)

The Official Website of LSU Athletics is home to all the football information you need. Schedules, results, rosters, bios, statistics and game notes can be found and are always up to date. The GAMEDAY section, updated daily, has all relevant info for the upcoming game.

#### <http://media.lsusports.net>

Media can access images for all LSU athletic teams, including action shots, heads shots, logos, etc. To gain access to the high-resolution pictures, email Michael Bonnette. You will be assigned a login and password that will enable you to retrieve pictures. This service is for the media use only.

#### [CollegePressBox.com](http://CollegePressBox.com)

Collegepressbox.com is the official media website for SEC Football. Access and download weekly game notes, quotes, statistics, media guides, headshots, logos and more for the conference and each of its member schools. Login information will be distributed to accredited media or you can apply for a password by sending an e-mail to [password@collegepressbox.com](mailto:password@collegepressbox.com).



### LSU Football on Twitter & Facebook

[facebook.com/lsufootball](http://facebook.com/lsufootball)

[twitter.com/lsufball](http://twitter.com/lsufball)

[twitter.com/lsucoachmiles](http://twitter.com/lsucoachmiles)

[twitter.com/lsumediaalerts](http://twitter.com/lsumediaalerts)

[LSUsports.net/connect](http://LSUsports.net/connect)



## THE LES MILES FILE

**Born:** Nov. 10, 1953

**Hometown:** Elyria, Ohio

**Wife:** Kathy

**Children:** Kathryn "Smacker", Leslie Matthew, "Manny", Benjamin, and Macy Grace

**College:** Michigan, '76

### Coaching Experience

1980-81	Assistant Coach	Michigan
1982-86	Assistant Coach	Colorado
1987-94	Assistant Coach	Michigan
1995-97	Assistant Coach	Oklahoma State
1998-00	Assistant Coach	Dallas Cowboys
2001-04	Head Coach	Oklahoma State
2005-	Head Coach	LSU

## LES MILES NOTABLES

- 79-18** Overall Record at LSU
- 48-4** Record vs. Unranked Teams
- 46-6** Record in Tiger Stadium
- 42-15** Record in SEC Regular Season Games
- 31-14** Record vs. Top 25 Teams
- 27-9** Record vs. SEC Western Division (Reg. 5)
- 22-6** Record in SEC Home Games
- 20-9** Record in SEC Road Games
- 18** Fourth Quarter/Overtime Comeback Wins For LSU Since 2005
- 12-10** Record vs. Top 10 Teams
- 14** Number of wins over coaches who have won a national title \*
- 5-2** Record in Bowl Games
- 2-1** Record in BCS Bowl Games
- 1** BCS National Championship
- 2** SEC Championships

\* - Came against Philip Fulmer (twice), Urban Meyer (three times), Larry Coker, Steve Spurrier (twice), Nick Saban (three times), Gene Chizik (twice) and Jim Tressel.

# Les Miles

## 2011 NATIONAL COACH OF THE YEAR • EIGHTH SEASON

Now entering his eighth year into his reign as head coach at LSU, Les Miles has guided the Tiger football program to its most successful stretch - both on and off the field - in the history of the sport at the school. With 79 victories, two SEC titles and two appearances in the BCS National Championship Game, LSU's success since the start of the 2005 season is unmatched in college football. In the classroom, LSU ranks second in the SEC to only Vanderbilt in the most recent release of graduation rates as 152 Tigers have earned their degree under Miles' watch.

While LSU came up a game short of claiming its second BCS title under Miles in 2011, it was still a record-setting season for Miles and the Tigers. LSU went 13-0 during the regular season for the first time in school history, beat a school-record eight Top 25 teams, registered 12 of its 13 wins by double-figures and spent 11 straight weeks as the nation's No. 1 ranked team. Throw in five first-team All-Americans, two national award winners, and a Heisman Trophy finalist and the 2011 regular season ranked as the most successful in school history.

Miles' accomplishments haven't come without hard work and a steadfast approach that expects excellence and dedication from his players, coaching staff and all of those who contribute to the success of LSU football. The Miles Method - a system that puts players in position to have success in the classroom, contribute and give back to the community, and compete for championships - is the foundation for which his program is built.

The results in his seven years with the program have been staggering as 157 players have graduated, 120 have earned SEC Academic Honor Roll distinction and countless hours have been spent in the community. Since the 2007

season, LSU has seen 90 of its 109 seniors get their diplomas, including 21 of 25 seniors from the 2007 national championship team, all 19 from the 2008 squad, 20 of 24 from the 2009 team, 13 of 16 from 2010 and 16 of 25 from last year's club. Twelve players during that stretch who haven't completed their requirements for graduation are currently playing in the NFL.

In the community, the Tigers played instrumental roles during the recovery efforts following Hurricanes Katrina and Rita in 2005, which were two of the worst natural disasters to hit Louisiana. A week doesn't go by where members of the football team are visiting hospitals, reading at schools or serving as motivational speakers to area youth groups. It's become the LSU way and it's a spirit that has spread through the team.

On the field, the Tigers have won more games (79) than any other program in the SEC, finished in the nation's top 10 five times and delivered a league-best 42 NFL Draft picks, including 10 first round selections. LSU's also produced 16 first team All-Americans and had players win 11 national awards. In 2007, senior defensive tackle Glenn Dorsey became the most decorated defender in school history, winning four national awards, while Patrick Peterson followed that in 2010 by claiming two national awards - the Thorpe Award as the nation's top defensive back and the Bednarik Award as the nation's top defender.

Under Miles, the Tigers have posted at least 11 victories in a season five times and finished ranked among the top five in the nation three straight years (2005, '06, and '07), a first at LSU.

## BY THE NUMBERS: LES MILES AT LSU

	2005	2006	2007	2008	2009	2010	2011	2012	TOTALS
vs. Unranked teams	6-0	8-0	5-1	6-2	8-1	6-0	5-0	4-0	48-4
vs. Top 25 teams	5-2	3-2	7-1	2-3	1-3	5-2	8-1	0-0	31-14
vs. Top 10 teams	2-1	2-2	3-0	1-2	0-3	1-1	3-1	0-0	12-10
SEC Regular Season	7-1	6-2	6-2	3-5	5-3	6-2	8-0	1-0	42-15
vs. SEC Western Division	5-0	4-1	4-1	2-3	3-2	3-2	5-0	1-0	27-9
vs. SEC Eastern Division	2-1	2-1	2-1	1-2	2-1	3-0	3-0	0-0	15-6
SEC home games	3-1	4-0	3-1	1-3	3-1	4-0	4-0	0-0	22-6
SEC road games	4-0	2-2	3-1	2-2	2-2	2-2	4-0	1-0	20-9
All home games	5-1	8-0	6-1	5-3	6-1	7-0	6-0	3-0	46-6
All road games	5-0	2-2	4-1	2-2	3-2	2-2	5-0	1-0	24-9
Neutral Site games	1-1	1-0	2-0	1-0	0-1	2-0	2-1	0-0	9-3
Bowl games	1-0	1-0	1-0	1-0	0-1	1-0	0-1	0-0	5-2

## THE LES MILES RECORD

YEAR	SCHOOL	OVERALL RECORD	CONF. RECORD	NOTES
2001	Oklahoma State	4-7	2-6	
2002	Oklahoma State	8-5	5-3	Houston Bowl Champions
2003	Oklahoma State	9-4	5-3	
2004	Oklahoma State	7-5	4-4	
2005	LSU	11-2	7-1	No. 5, SEC West Champions
2006	LSU	11-2	6-2	No. 3, Sugar Bowl Champions
2007	LSU *	12-2	6-2	National Champions, SEC Champs
2008	LSU	8-5	3-5	Chick-fil-A Bowl Champions
2009	LSU	9-4	5-3	No. 17, Capital One Bowl
2010	LSU	11-2	6-2	No. 8, Cotton Bowl Champions
2011	LSU	13-1	8-0	No. 2, SEC Champions, BCS
2012	LSU	4-0	1-0	
<b>TOTALS (12th year)</b>		<b>107-39</b>	<b>58-31</b>	
<b>LSU Record (eighth year)</b>		<b>79-18</b>	<b>42-15</b>	
Oklahoma State Record (four years)		28-21	16-16	

## TRACKING THE TIGERS

WEEK	AP	COACHES	HARRIS	BCS
Preseason	3	1	--	--
Week 2: 9/4	3	3	--	--
Week 3: 9/10	3	2	--	--
Week 4: 9/16	2	2	--	--
Week 5: 9/23	3	3	--	--

## ASSOCIATED PRESS POLL (SEPT. 23)

RK.	TEAM	REC.	POINTS
1.	Alabama (59)	4-0	1499
2.	Oregon	4-0	1414
3.	<b>LSU (1)</b>	<b>4-0</b>	<b>1346</b>
4.	Florida State	4-0	1340
5.	Georgia	4-0	1245
6.	South Carolina	4-0	1147
7.	Kansas State	4-0	1067
8.	Stanford	3-0	1055
9.	West Virginia	3-0	1045
10.	Notre Dame	4-0	1003
11.	Florida	4-0	864
12.	Texas	3-0	856
13.	USC	3-1	801
14.	Ohio State	4-0	633
15.	TCU	3-0	616
16.	Oklahoma	2-1	611
17.	Clemson	2-1	588
18.	Oregon State	2-0	451
19.	Louisville	4-0	414
20.	Michigan State	3-1	348
21.	Mississippi State	4-0	246
22.	Nebraska	3-1	179
23.	Rutgers	4-0	128
24.	Boise State	2-1	114
25.	Baylor	3-0	92

## USA TODAY COACHES POLL (SEPT. 23)

RK.	TEAM	REC.	POINTS
1.	Alabama (57)	4-0	1473
2.	Oregon	4-0	1371
3.	<b>LSU (1)</b>	<b>4-0</b>	<b>1361</b>
4.	Florida State (1)	4-0	1306
5.	Georgia	4-0	1224
6.	South Carolina	4-0	1224
7.	West Virginia	3-0	1137
8.	Kansas State	4-0	1000
9.	Stanford	3-0	949
10.	Texas	3-0	924
11.	Notre Dame	4-0	836
12.	Florida	4-0	817
13.	USC	3-1	813
14.	TCU	3-0	705
15.	Oklahoma	2-1	699
16.	Clemson	3-1	560
17.	Louisville	4-0	493
18.	Michigan State	3-1	404
19.	Mississippi State	4-0	349
20.	Nebraska	3-1	327
21.	Oregon State	2-0	220
22.	Oklahoma State	2-1	154
23.	Wisconsin	3-1	102
24.	Baylor	3-0	101
25.	Virginia Tech	3-1	98
25.	Rutgers	4-0	98

## GAME CENTER: LSU VS. TOWSON

**Date/Time:** Saturday, Sept. 29 at 7 p.m. CT

**Location:** Baton Rouge, La. – Tiger Stadium (92,542)

**Television:** ESPNU (ch. 243 in Baton Rouge) or ESPNUHD (ch. 1243 in Baton Rouge); WatchESPN.com  
CST (delay on Sunday/Wednesday night) – cable ch. 37 or HD ch. 1037 in Baton Rouge

**Radio:** LSU Sports Radio Network - 98.1 FM in Baton Rouge  
Sirius Satellite Radio - ch. 113; XM Satellite Radio - ch. 199

**Series Record:** first meeting

**Series Notes:**

LSU and Towson meet for the first time in football ... It's also the first time that LSU faces a team from the Colonial Athletic Association ... The game will also serve as the first contest for Towson with a member of the SEC.

## LAST TIME OUT: #2 LSU 12, AUBURN 10 • AUBURN, ALA.

LSU's defense scored points for the second straight game while limiting Auburn to just nine first downs and 183 total yards in the 12-10 win over the Auburn Tigers in Jordan-Hare Stadium. The victory was just the second for LSU at Auburn since 2000 and sent the LSU Tigers to a 4-0 overall mark and a 1-0 league record. LSU appeared to have taken control of the game early, taking its first drive and moving the ball with little resistance to the Auburn 2-yard line. However, LSU came away with no points as QB **Zach Mettenberger** fumbled the snap on 3rd-and-1 and Auburn recovered ending the LSU drive. A play later, LSU took a 2-0 lead in the contest when DE **Sam Montgomery** tackled Auburn RB Tre Mason in the endzone for a safety. LSU's offense again move the ball with ease on its next possession, capped with a 2-yard TD run by **Michael Ford** to increase the lead to 9-0 midway through the first quarter. After its third possession without a first down, Auburn punted the ball back to LSU. Three plays later, Mettenberger fumbled for the second time in the first quarter when he was sacked for a 6-yard loss at the 26. Auburn needed only three plays to go 26 yards to pull to within, 9-7, as the first quarter came to an end. Auburn took its first lead of the game, 10-9, on a 40-yard field goal just before halftime. LSU got its first break of the second half when the Tigers recovered a fumbled Auburn punt at the 48-yard line. LSU marched to the Auburn 13-yard line where senior PK **Drew Alleman** kicked what proved to be the game-winning points with a 30-yard field goal late in the third quarter, giving LSU a 12-10 advantage. LSU's defense held Auburn to just two first downs in the fourth quarter as the LSU Tigers escaped with the 12-10 victory. **Spencer Ware** led LSU with 90 rushing yards to go along with 2 catches for 44 yards, including a 33-yarder on a 3-and-4 late in the fourth quarter that extended an LSU drive. Mettenberger completed 15-of-27 passes for 169 yards. **Eric Reid** (7 tackles) and **Sam Montgomery** (4 tackles, 3.5 TFL) led the Tiger defense.

## NOTEBOOK

### LSU Hosts Towson In Final Non-Conference Tilt

LSU closes out the month of September with its final non-conference game of the regular season on Saturday as the third-ranked Tigers host Towson at 6 p.m. CT in Tiger Stadium. LSU brings a 4-0 overall mark into the game, while Towson, members of the Football Championship Subdivision, is 2-1 overall.

### More On LSU Heading Into Towson Game

- LSU looks to go 5-0 for the fourth straight season and fifth time in eight years under **Les Miles**.
- LSU brings the nation's longest regular season winning streak into the game at 17 straight, which dates back to last year's season-opening win over Oregon.
- LSU also owns the NCAA record for consecutive non-conference regular season wins which currently stands at 40 straight. LSU hasn't lost a non-conference regular season game since falling to Virginia Tech, 26-8, to open the 2002 season.
- LSU is riding a school-record 20-game home winning streak. The last home loss for LSU came against Arkansas in triple overtime by a 50-48 count in November of 2007.
- It's the first time since 2000 that LSU will play its final non-conference game during the month of September. LSU will close out October and November with seven straight SEC games.

### About Towson

The Towson Tigers are located in Towson, Md., and they are members of the Football Championship Subdivision (formerly I-AA) and the Colonial Athletic Association ... They have an enrollment of 21,464 and they are coached by Rob Ambrose ... They play their home games at Johnny Unitas Stadium (11,198) ... Unitas has ties to Towson as three of his children attended the university ... They captured their first-ever CAA title in 2011 as the most-improved team in Division I football ... They went from 1-10 in 2010 to 9-3 in 2011 ... In 2011, Towson advanced to the FCS playoffs for the first time in school history where they fell to Lehigh, 40-38, in the second round ... Towson has played at least one Football Bowl Subdivision opponent for the past four years, a list that includes Navy (L, 41-13 in 2008), Northwestern (L, 47-14 in 2009), Indiana (L, 51-17 in 2010), and Maryland (L, 28-3) in 2011 ... Towson opened the 2012 season with a 41-21 loss to Kent State.

### LSU vs. The Football Championship Subdivision (Formerly I-AA)

Saturday's game against Towson marks the eighth time that LSU will face a team from the Football Championship Subdivision (FCS). LSU is 7-0 all-time against FCS teams, which include a 70-14 win over Arkansas State on Oct. 12, 1991; a 58-0 win over Western Carolina to open the 2000 season; a 35-10 win over The Citadel on Sept. 7, 2002; a 35-7 victory over Western Illinois, on Sept. 13, 2003; a 24-0 win over Appalachian State on Nov. 5, 2005, a 41-13 victory over Appalachian State to open the 2008 season, a 32-10 victory over McNeese State on Oct. 16, 2010 and a 49-3 win over

**“Sonic” Sam Montgomery Named SEC Defensive Player of the Week**

LSU DE **Sam Montgomery** has been named the Southeastern Conference Defensive Player of the Week for his performance in Saturday's 12-10 road win over Auburn. Montgomery, a junior from Greenwood, S.C., had four tackles, 3.5 of which went for losses in LSU's win over Auburn. Montgomery's first tackle for loss resulted in a safety and gave LSU a 2-0 first quarter advantage. Montgomery added a sack for a 5-yard loss and also had 2.5 tackles that resulted in nine yards in losses in the LSU victory. As a unit, Montgomery led an LSU defense that limited Auburn to just nine first downs and 183 total yards (86 rushing, 97 passing). Auburn's longest drive of the game covered just 42 yards and they got inside the LSU 25-yard line just twice, one of which came after an LSU fumble that gave Auburn the ball at the LSU 26-yard line. The SEC honor is the second for Montgomery this year as he was named the league's defensive lineman of the week for his play in the 41-3 win over Washington in week 2.

2012 LSU Players of the Week Honors

Opponent	Player	Award
North Texas	RB Kenny Hilliard	Louisiana Offensive Player of the Week (LSWA)
Washington	CB Jalen Mills	SEC Freshman of the Week
	DE Sam Montgomery	SEC Defensive Lineman of the Week
Idaho	S Ronald Martin	Louisiana Defensive Player of the Week (LSWA)
Auburn	DE Sam Montgomery	SEC Defensive Player of the Week

**LSU Ranked Among Nation's Top 10 In Five Defensive Categories**

LSU brings one of the nation's top defenses into the Towson game as the Tigers are ranked among the top 10 in the nation in five categories. LSU is No. 3 nationally and first in the SEC in rushing defense, allowing just 56.75 yards per game. LSU has yet to allow a team to reach 100 rushing yards this year and the Tiger defense has given up just one rushing TD in 2012. The following is a look at how LSU's defense ranks both at the national and conference level through the first four weeks of the season:

Category	LSU Avg.	Nat'l Rank	SEC Rank	Nat'l Leader
Rush defense	56.75	3rd	1st	Stanford (41.33)
Total defense	199.5	4th	2nd	Texas Tech (160.3)
Scoring defense	10.25	8th	3rd	TCU (4.3)
Pass defense	142.75	8th	3rd	Texas Tech (85.0)
Pass eff. Defense	144.78	8th	3rd	Texas Tech (79.28)

**LSU Has Scored 11 TDs and 2 Safeties Under Defensive Coordinator John Chavis**

With a pair of interceptions that were returned for touchdowns against Idaho, LSU has now scored 11 defensive TDs under defensive coordinator **John Chavis**. The Tiger defense scored points for the second straight game last week vs. Auburn when DE **Sam Montgomery** tackled an Auburn running back in the endzone for a safety. It's the second time under Chavis that an LSU defense has registered a safety on an individual tackle with the other coming from Drake Nevis against McNeese State in 2010. LSU is 8-0 under Chavis and 12-1 under **Les Miles** (dating back to 2005) when recording a defensive TD. The following is a look at LSU's defensive TDs under Chavis (since start of 2009 season):

Year	Opponent	TD	Result
2012	Idaho	Ronald Martin 45-yard interception return	LSU def. Idaho, 63-14
		Lavar Edwards 23-yard interception return	
2011	Georgia	Morris Claiborne 45-yard interception return	LSU def. Georgia, 42-10
2011	Ole Miss	Ron Brooks 46-yard interception return	LSU def. Ole Miss, 52-3
2011	Ole Miss	Kevin Minter 0-yard fumble recovery	
2011	Auburn	Ron Brooks 28-yard interception return	LSU def. Auburn, 45-10
2011	Kentucky	Tyrann Mathieu 23-yard fumble return	LSU def. Kentucky, 35-7
2010	UL-Monroe	Ron Brooks 32-yard interception return	LSU def. ULM, 51-0
		Lavar Edwards 29-yard fumble return	
2009	Washington	Jacob Cutrera 29-yard interception return	LSU def. Washington, 31-23
2009	Miss. State	Patrick Peterson 37-yard interception return	LSU def. Miss. State, 30-26

**LSU Running Backs Have Gone 219 Carries Without A Lost Fumble**

LSU's stable of running backs have gone 219 carries without a lost fumble heading into the Towson game. The streak dates back to the second quarter of the Arkansas game last year when **Michael Ford** lost a fumble – the only one of his career. The following is a look at LSU's running backs and the numbers of carries since they last lost a fumble:

Player	Carries w/out a lost fumble	Last fumble
Spencer Ware	225	None
Alfred Blue	127	5th carry (4Q) vs. Miss. State (2010)
Kenny Hilliard	109	None
Michael Ford	47	1st carry (2Q) vs. Arkansas (2011)
Jeremy Hill	10	None

**100-YARD RUSHING GAMES (9)****#4 Alfred Blue • RB**

123 vs. North Texas (Sept. 1, 2012)  
119 vs. Western Kentucky (Nov. 12, 2011)  
101 vs. Washington (Sept. 8, 2012)

**#27 Kenny Hilliard • RB**

141 vs. North Texas (Sept. 1, 2012)  
116 vs. Idaho (Sept. 15, 2012)  
102 vs. Arkansas (Nov. 25, 2011)

**#11 Spencer Ware • RB**

109 vs. Florida (Oct. 8, 2011)  
107 vs. Mississippi State (Sept. 15, 2011)  
102 vs. Texas A&M (Cotton Bowl; Jan. 7, 2011)

**HOME WINNING STREAK (20)**

LSU owns the nation's longest home winning streak, which stands at an LSU school record of 20 games. The last time the Tigers lost a game in Tiger Stadium was Oct. 10, 2009 against No. 1 Florida.

#	Opponent	Score	Location	Date
1.	Auburn	31-10	Baton Rouge	10/24/09
2.	Tulane	42-0	Baton Rouge	10/31/09
3.	Louisiana Tech	24-16	Baton Rouge	11/14/09
4.	Arkansas	33-30 OT	Baton Rouge	11/28/09
5.	Mississippi State	29-7	Baton Rouge	9/18/10
6.	#22 West Virginia	20-14	Baton Rouge	9/25/10
7.	Tennessee	16-14	Baton Rouge	10/2/10
8.	McNeese State	32-10	Baton Rouge	10/16/10
9.	#5 Alabama	24-21	Baton Rouge	11/6/10
10.	UL-Monroe	51-0	Baton Rouge	11/13/10
11.	Ole Miss	43-36	Baton Rouge	11/20/10
12.	Northwestern St.	49-3	Baton Rouge	9/10/11
13.	Kentucky	35-7	Baton Rouge	10/1/11
14.	#17 Florida	41-11	Baton Rouge	10/8/11
15.	#19 Auburn	45-10	Baton Rouge	10/22/11
16.	Western Kentucky	42-9	Baton Rouge	11/12/11
17.	#3 Arkansas	41-17	Baton Rouge	11/25/11
18.	North Texas	41-14	Baton Rouge	9/1/12
19.	Washington	41-3	Baton Rouge	9/8/12
20.	Idaho	63-14	Baton Rouge	9/15/12

**The Streak: By The Numbers****743-246**

outscored opponents

**5**

wins over ranked teams

**10**

wins over SEC teams

**12**

wins over major BCS conference opponents

**10**

times the opponent has been held to 10 points or less

**9**

consecutive wins by double digits

## TIGER TRENDS

	2012	Miles
August	0-0	3-0
September	4-0	28-2
October	0-0	20-6
November	0-0	22-7
December-January	0-0	7-3
<b>LSU's Conference Record...</b>		
at home	0-0	22-6
on the road	1-0	20-9
neutral	0-0	0-0
<b>LSU's Non-Conference Record...</b>		
at home	3-0	24-0
on the road	0-0	4-0
neutral	0-0	7-1
<b>LSU vs. Ranked Opponents...</b>		
at home	0-0	11-4
on the road	0-0	11-7
neutral	0-0	9-3
<b>LSU's Record in Games...</b>		
decided by 7 pts or less	1-0	24-8
decided by 3 pts or less	1-0	9-5
Away during the day	0-0	12-7
Away at night	1-0	13-1
Home during the day	0-0	12-5
Home at night	3-0	34-2
<b>LSU's Record When Scoring...</b>		
less than 20 points	1-0	6-9
20+ points	3-0	64-9
25+ points	3-0	62-5
<b>LSU's Record When Allowing..</b>		
14 or fewer points	4-0	49-2
24 or fewer points	4-0	63-7
25+ points	0-0	10-10
<b>LSU's Record When...</b>		
Leading after the 1st qtr	4-0	55-4
Trailing after the 1st qtr	0-0	10-11
Leading at halftime	3-0	62-6
Trailing at halftime	1-0	16-10
Leading after the 3rd qtr	4-0	65-5
Trailing after the 3rd qtr	0-0	11-12
Tied going into the 4th qtr	0-0	5-3
<b>LSU's Record With...</b>		
less than 300 yards	0-0	10-11
400+ yards total offense	3-0	34-3
500+ yards total offense	1-0	67-0
600+ yards total offense	0-0	0-0
less than 100 yards rush	0-0	4-11
100+ yards rushing	3-0	65-6
150+ yards rushing	3-0	54-4
200+ yards rushing	3-0	29-3
250+ yards rushing	2-0	14-1
less than 200 yards pass	3-0	37-11
300+ yards passing	0-0	7-1
350+ yards passing	0-0	2-0
400+ yards passing	0-0	0-0
450+ yards passing	0-0	0-0
<b>LSU's Record When Allowing...</b>		
less than 200 total yards	2-0	21-1
less than 300 total yards	4-0	53-4
less than 400 total yards	4-0	61-10
400+ yards total offense	0-0	7-8
less than 100 yards rush	4-0	47-3
100+ yards rush	0-0	29-16
less than 200 yards pass	4-0	56-6
less than 250 yards pass	4-0	63-11
less than 300 yards pass	4-0	65-13
300+ yards pass	0-0	5-2

## LSU Sets FBS Record For Non-Conference Regular Season Wins At 40 With Victory Over Idaho

LSU set the Football Bowl Subdivision (FBS) record for the longest non-conference regular season winning streak at 40 straight when the Tigers beat Idaho, 63-14. The Tigers haven't lost a non-conference regular-season game since falling to Virginia Tech, 26-8, in the 2002 season opener in Blacksburg, Va. **Les Miles** has accounted for 30 of the 40 wins during the streak. The 40-game non-conference regular season win streak broke the previous mark held by Kansas State. Here is a look at the top three in FBS all-time consecutive non-conference regular season wins:

Team	Years	Win Streak
<b>1. LSU</b>	<b>2002-present</b>	<b>40</b>
2. Kansas State	1993-2003	39
3. Miami	1985-88	36
4. Wisconsin	2003-12	33

## LSU Also Set Tiger Stadium Win Streak Last Week

LSU also set the Tiger Stadium winning streak with the win over Idaho as the Tigers have now won 20 straight games in Death Valley. The 20-game streak broke the previous mark of 19, which was set from 2005-07. LSU's 20-game streak currently leads the nation. Prior LSU's current streak, the previous Tiger Stadium record of 19 ran from Oct. 15, 2005 (win over Florida) thru Nov. 10, 2007 (win over Louisiana Tech). The 19-game streak was snapped on Nov. 23, 2007 with a 50-48 triple-overtime loss to Arkansas.

## First Time Starters

LSU has used 7 first-time starters – 3 offense, 4 defense – in its three games this year. C **Elliott Porter**, S **Ronald Martin**, and DT **Anthony Johnson** became the latest additions to the list when they started for the first time vs. Idaho. Other first-time starters for the Tigers include: LG **La'el Collins**, QB **Zach Mettenberger**, LB **Luke Muncie**, and CB **Jalen Mills**. All four of those players have started all four games this year.

## Mettenberger-To-Boone Equals TD

Junior QB **Zach Mettenberger** has thrown 5 TD passes in his brief career with the Tigers and 4 of the 5 have gone to the same receiver – **Kadron Boone**. The Mettenberger-to-Boone combo has produced 10 receptions – 2 in 2011 and 8 in 2012 – for a total of 201 yards in receiving and five TDs. Mettenberger tossed a 34-yard TD pass to Boone vs. Idaho. His other TD passes to Boone include: 19-yarder in week 2 of 2011 vs. Northwestern State, 34-yard scoring pass vs. North Texas in the season-opener and a 32-yarder against Washington.

## 15 True Freshmen Haven Seen Action Thus Far

In what has become a frequent occurrence under head coach **Les Miles**, LSU has had 15 true freshmen see the field through its first 3 games. The following is the list of true freshmen who have played this year: LB **Kwon Alexander**, OT **Vadal Alexander**, CB **Jalen Mills**, P **Jamie Keehn**, S **Jerwinick Sandolph**, LB **Deion Jones**, SNP **Reid Ferguson**, DL **Danielle Hunter**, LB **Ronnie Feist**, LB **Lorenzo Phillips**, S **Corey Thompson**, TE **Dillon Gordon**, CB **Dwayne Thomas**, LB **Lamar Louis**, and RB **Jeremy Hill**. The 15 true freshmen that have played for LSU tie with Ohio State and TCU as the most in the nation through the first 3 weeks of the season.

## 13 Other First-Timers Have Played This Year

In addition to the 15 true freshmen who have seen action through the first 3 weeks of the season, another 13 players have also played for the first time. The following is a list of players who have played for the first time in 2012: QB **Stephen Rivers**, WR **Paul Turner**, CB **Jalen Collins**, S **Micah Eugene**, C **Elliott Porter**, OG **Trai Turner**, DL **Jeremy Peoples**, DL **Quentin Thomas**, DL **A'Trey-U Jones**, LB **Jarrett Hardnett**, S **Vincent LeDuff**, LB **Edwin Johnson**, DT **Mickey Johnson**.

## LSU Winning Streaks Of Note

The following is a look at LSU's winning streaks of note going into the Washington game:

Type	Streak	National Rank	Last Loss
Wins in regular season non-conference games	40	1st	Va. Tech (2002)
Wins during month of September	25	--	Auburn (2006)
Wins in Tiger Stadium	20	1st	Florida (2009)
Wins in regular season games	17	1st	Arkansas (2010)
Wins in night games in Tiger Stadium	13	--	Florida (2009)
Wins in road night games	9	--	Florida (2008)
Wins against SEC Eastern Division	6	--	Florida (2009)

## LSU's Won 25 Straight Games In September

LSU brings a 25-game winning streak during the month of September into the Towson game. LSU coach **Les Miles** is 28-2 in September games at LSU. The last time LSU lost a game during the month of September came at Auburn during the 2006 season by a 7-3 count. LSU hasn't lost a game in Tiger Stadium in September since a 30-27 overtime loss to Tennessee in 2005.

## LSU Has Scored 18 Special Teams TDs In Miles Era

LSU registered its 18th special teams touchdown under **Les Miles** when **Odell Beckham Jr.** returned a punt 70 yards for a touchdown against North Texas. It marked the third time in four games dating back to last year that LSU has scored on a punt return. Under Miles, LSU has returned 10 punts for touchdowns, 3 kickoffs for touchdowns, 2 blocked field goals returned for touchdowns, 1 blocked punt return for a TD, 1 return on a fumbled punt, and 1 on a fake field goal. LSU has scored at least one special teams touchdown in all eight seasons under Miles. LSU is 16-1 in games when scoring a special teams touchdown. The following is a breakdown of LSU's special teams touchdowns under Miles:

Year	Opponent	Play	Results
2012	North Texas	Odell Beckham Jr. 70-yard punt return	LSU def. North Texas, 41-14
2011	Georgia	Tyrann Mathieu 62-yard punt return	LSU def. Georgia, 42-10
	Arkansas	Tyrann Mathieu 92-yard punt return	LSU def. Arkansas, 41-17
	West Virginia	Morris Claiborne 99-yard kickoff return	LSU def. W. Va., 47-21
2010	Oregon	Tyrann Mathieu 3-yard return of a fumbled punt	LSU def. Oregon, 40-27
	North Carolina	Patrick Peterson 87-yard punt return	LSU def. No. Carolina, 30-24
	West Virginia	Patrick Peterson 60-yard punt return	LSU def. W. Va., 20-14
2009	Miss. State	Chad Jones 93-yard punt return	LSU def. Miss. State, 30-26
	Ole Miss	Patrick Peterson 53-yard return of a blocked FG	LSU lost Ole Miss, 25-23
2008	Arkansas	Trindon Holliday 87-yard punt return	LSU def. Arkansas, 33-30 (OT)
	North Texas	Trindon Holliday 92-yard punt return	LSU def. North Texas, 41-3
2007	South Carolina	Colt David 15-yard run on fake field goal	LSU def. South Carolina, 28-16
	Ole Miss	Trindon Holliday 98-yard kickoff return	LSU def. Ole Miss, 41-24
2006	Fresno State	Craig Davis 77-yard punt return	LSU def. Fresno State, 34-6
	Arkansas	Trindon Holliday 92-yard kickoff return	LSU def. Arkansas, 31-26
2005	Arizona State	Mario Stevenson 55-yard return of a blocked FG	LSU def. Arizona State, 35-31
	Arizona State	Craig Steltz 29-yard return of a blocked punt	
	Auburn	Skyler Green 66-yard punt return	LSU def. Auburn, 20-17 (OT)

## Wing Man

In less than two seasons, sophomore **Brad Wing** has arguably been the best punter in school history. Wing, who missed the season-opener against North Texas due to a leg injury, saw his first action of the season against Washington in week 2. On his first punt of the year, the All-American and Ray Guy Award candidate launched a 62-yarder into a stiff north wind that landed at the Washington 4-yard line. It was the third-longest punt of his career. Wing finished with three punts for 163 yards, an average of 54.3 per punt. The Australian upped his school record career punting average to 44.9 yards per punt. Patrick Fisher (2004-07) is the next closest at 44.1 yards per punt. On 75 career punts, Wing has had 25 travel 50-yards or more, 34 downed inside the 20-yard line (45%), 15 downed in the 10-yard line (20%) and 8 inside the 5-yard line (11%). Wing's career long is 73 yards in the overtime win over Alabama last November.

## Les Miles' List of Achievements

In 7-plus years with LSU, head coach **Les Miles** has put together quite a list of achievements in his 95 games with the Tigers. The following is a look at some of Miles' LSU highlights:

- Fastest coach in LSU history to 10 wins (11 games), 20 wins (24 games), 30 wins (35 games), 40 wins (48 games), 50 wins (63 games), 60 wins (76 games), and 70 wins (87 games) in school history.
- Led LSU to only 12-0 and 13-0 records in school history in 2011
- Led LSU to first 11-0 start since 1958 in 2011
- Led LSU to 10-1 start three times in a 6-year span from 2005-10 ('05, '07, '10)
- Only coach in LSU history to beat Auburn, Florida and Alabama in same season - and he's done it three times (2005, '07, '11)
- Only coach in LSU history to beat Florida and Tennessee in the regular season during the same year, doing it twice (2010, '11).
- Only first-year coach in SEC history to lead team to league's title game (2005)
- Has 14 wins over coaches who have won national titles, including one this year (Chizik)
- Coached LSU to 10-plus wins in three straight seasons - a first at the school
- Only coach in LSU history to lead Tigers to three straight top five final rankings (2005, 2006, 2007)

## Miles Is 46-6 Overall In Tiger Stadium

LSU is 46-6 in Tiger Stadium under **Les Miles** dating back to the 2005 season. Miles has led LSU to three undefeated seasons in Tiger Stadium (8-0 in '06, 7-0 in '10, and 6-0 in '11). Of LSU's six home losses under Miles, three have come in overtime - 30-27 loss to Tennessee on a Monday night in 2005; a 50-48 triple-overtime loss to Arkansas on a Friday afternoon in November of 2007; and a 27-21 overtime loss to No. 1 Alabama in 2008. LSU also has a loss to No. 1 ranked Florida in Tiger Stadium. LSU is 33-1 in Saturday night home games under Miles with the only loss coming to Florida in 2009.

## Cap and Gown Tigers

Two members of the LSU football team have already earned their degree and are currently either in graduate school or working towards a second undergraduate degree. Senior PK **Drew Alleman** graduated in December of 2011 with a degree in sports administration, while senior OL **Josh Dworaczyk** graduated in May of 2011 in general studies.

## NON-CONFERENCE REGULAR SEASON WIN STREAK

LSU owns the nation's longest non-conference regular season winning streak, which stands at an NCAA FBS record 40 games. The last time the Tigers lost a non-conference regular season game was Sept. 1, 2002, at #16 Virginia Tech.

#	Opponent	Score	Location	Date
1.	The Citadel	35-10	Baton Rouge	9/7/02
2.	Miami (Ohio)	33-7	Baton Rouge	9/14/02
3.	UL-Lafayette	48-0	Baton Rouge	10/5/02
4.	UL-Monroe	49-7	Baton Rouge	8/30/03
5.	Arizona	59-13	Tucson	9/6/03
6.	Western Illinois	35-7	Baton Rouge	9/13/03
7.	Louisiana Tech	49-10	Baton Rouge	11/1/10
8.	Oregon State	22-21 (OT)	Baton Rouge	9/4/04
9.	Arkansas State	53-3	Baton Rouge	9/11/04
10.	Troy	24-20	Baton Rouge	10/23/04

(streak under Les Miles - 30 straight wins)

11.	#15 Arizona State	35-31	Tempe	9/10/05
12.	North Texas	56-3	Baton Rouge	10/29/05
13.	Appalachian State	24-0	Baton Rouge	11/5/05
14.	UL-Lafayette	45-3	Baton Rouge	9/2/06
15.	Arizona	45-3	Baton Rouge	9/9/06
16.	Tulane	49-7	Baton Rouge	9/23/06
17.	Fresno State	38-6	Baton Rouge	10/21/06
18.	#9 Virginia Tech	48-7	Baton Rouge	9/9/07
19.	Middle Tennessee	44-0	Baton Rouge	9/15/07
20.	Tulane	34-9	New Orleans	9/29/07
21.	Louisiana Tech	58-10	Baton Rouge	11/10/07
22.	Appalachian State	41-13	Baton Rouge	8/30/08
23.	North Texas	41-3	Baton Rouge	9/13/08
24.	Tulane	35-10	Baton Rouge	11/1/08
25.	Troy	40-31	Baton Rouge	11/15/08
26.	Washington	31-23	Seattle	9/5/09
27.	UL-Lafayette	31-3	Baton Rouge	9/19/09
28.	Tulane	42-0	Baton Rouge	10/31/09
29.	Louisiana Tech	24-16	Baton Rouge	11/14/09
30.	#18 North Carolina	30-24	Atlanta	9/4/10
31.	#21 West Virginia	20-14	Baton Rouge	9/25/10
32.	McNeese State	32-10	Baton Rouge	10/16/10
33.	UL-Monroe	51-0	Baton Rouge	11/13/10
34.	#3 Oregon	40-27	Arlington, Texas	9/3/11
35.	Northwestern St.	49-3	Baton Rouge	9/10/11
36.	#16 West Virginia	47-21	Morgantown	9/24/11
37.	Western Kentucky	42-9	Baton Rouge	11/12/11
38.	North Texas	41-14	Baton Rouge	9/1/12
39.	Washington	41-3	Baton Rouge	9/8/12
40.	Idaho	63-14	Baton Rouge	9/15/12

## The Streak: By The Numbers

**1,624-422**  
outscored opponents

**1,308-267**  
outscored opponents at home

**1,217-317**  
outscored opponents under Les Miles

**6**  
wins over ranked teams

**33**  
home games played

**10**  
wins over major BCS conference opponents

**26**  
times the opponent has been held to 10 points or less



## TIGERS IN THE NFL (WEEK 3)

Name	Pos.	Team
Joe Barksdale	OT	Oakland Raiders
Dwayne Bowe	WR	Kansas City Chiefs
Michael Brockers	DT	St. Louis Rams
Ron Brooks**	CB	Buffalo Bills
Morris Claiborne	CB	Dallas Cowboys
Ryan Clark	S	Pittsburgh Steelers
Jacob Cutrera	LB	Tampa Bay Buccaneers
Travis Daniels	DB	Kansas City Chiefs
Glenn Dorsey	DT	Kansas City Chiefs
Early Doucet	WR	Arizona Cardinals
Matt Flynn	QB	Seattle Seahawks
Devery Henderson	WR	New Orleans Saints
Trindon Holliday	RS	Houston Texas
Bradie James	LB	Houston Texans
Tyson Jackson	DE	Kansas City Chiefs
Ricky Jean Francois	DT	San Francisco 49ers
Quinn Johnson	FB	Tennessee Titans
Donnie Jones	P	Houston Texans
Brandon LaFell	WR	Carolina Panthers
LaRon Landry	S	New York Jets
Nate Livings	OG	Dallas Cowboys
Todd McClure	C	Atlanta Falcons
Danny McCray	DB	Dallas Cowboys
Drake Nevis	DT	Indianapolis Colts
Stephen Peterman	G	Detroit Lions
Deangelo Peterson*	TE	Washington Redskins
Patrick Peterson	CB	Arizona Cardinals
Rueben Randle	WR	New York Giants
Stevan Ridley	RB	New England Patriots
Perry Riley	LB	Washington Redskins
Kelvin Sheppard	LB	Buffalo Bills
Marcus Spears	DE	Dallas Cowboys
Craig Steltz	S	Chicago Bears
Brandon Taylor	S	San Diego Chargers
Corey Webster	CB	New York Giants
Andrew Whitworth	OT	Cincinnati Bengals
Keiland Williams	RB	Detroit Lions
Kyle Williams	DT	Buffalo Bills
Al Woods	DT	Pittsburgh Steelers

\* - practice squad

\*\* - injured reserve

**BOLD** indicates players who played for Les Miles

### Number of SEC Players on Active Opening Day Rosters

1. LSU - 38
2. Tennessee - 36
3. Georgia - 35
4. Florida - 32
5. Auburn - 28
6. Alabama - 23
7. South Carolina - 22
8. Ole Miss - 21

### Saturday Night Special – Tigers Are 56-5 In Night Games (No Matter Location) Under Miles

LSU football loves a night game and with the results that the Tigers have had under **Les Miles**, it's hard to argue. The Tigers are 56-5 in night games – no matter the day of week or location - under Miles compared to a 22-13 mark in games played during the day. LSU is 14-1 in away night games under Miles with the only loss coming at Florida in 2008 by a 51-21 count. LSU is 34-2 in night games in Tiger Stadium under Miles and they are 49-3 in Saturday Night Games during the Miles era no matter the location. The only two home losses at night for the Tigers under Miles have come in 2005 on a Monday night against Tennessee by a 30-27 count in overtime and a 13-3 loss to No. 1-ranked Florida in 2009. The following is a breakdown of LSU's night game results under Miles:

Year	Overall Night Record	Home Night	Away Night	Neutral Night	Saturday Night	Day
2005	7-2	3-1	3-0	1-1	6-1	4-0
2006	8-0	7-0	0-0	1-0	7-0	3-2
2007	7-0	5-0	1-0	1-0	5-0	5-2
2008	7-1	4-0	2-1	1-0	6-1	1-4
2009	7-1	6-1	1-0	0-0	7-1	2-3
2010	8-0	4-0	2-0	2-0	7-0	3-2
2011	8-0	2-0	4-0	2-1	7-0	4-0
2012	4-0	3-0	1-0	0-0	4-0	0-0
<b>Totals</b>	<b>56-5</b>	<b>34-2</b>	<b>14-1</b>	<b>8-2</b>	<b>49-3</b>	<b>22-13</b>

### LSU is 29-2 Under Miles When A Running Back Reaches 100-Yards

LSU is 29-2 under **Les Miles** when a running back reaches 100 yards in a game. The Tigers, who are 5-0 in road games when having a 100-yard rusher, have won 15 straight dating back to the Tulane game in 2008 when a running back reached the 100-yard mark. LSU has had a 100-yard rusher in three of its first four games this year - Kenny Hilliard and Alfred Blue both went over the 100-yard mark against North Texas in the season-opener; Blue had 101 yards vs. Washington and Hilliard had 116 yards vs. Idaho. LSU's only two losses under Miles when having a back reach the 100-yard mark came against Georgia in 2008 (Charles Scott, 144 yards) and Arkansas in 2007 (Jacob Hester, 126 yards).

### LSU's 39-4 Under Les Miles When Winning The Turnover Battle

LSU is 39-4 under **Les Miles** when winning the turnover battle, which included a 10-0 record in 2011. Since the start of the 2005 season, LSU is plus-47 in the turnover margin category. The Tigers have also won 23 straight games when having fewer turnovers than their opponent a streak that dates back to the Arkansas game in 2008. Against ranked teams under Miles, LSU is 18-2 when having fewer turnovers than its opponent. The only four losses for the Tigers under Miles when having fewer turnovers than their opponent have come against Arkansas in 2008, Kentucky in 2007, Arkansas in 2007, and Auburn in 2006.

### LSU Runs Top 25 Streak To 52 Straight

With its No. 3 national ranking in the USA Today Coaches Poll and AP poll, LSU has now been ranked in the national rankings for 53 consecutive weeks. The 53 straight weeks trails only Alabama, who has been ranked for 70 straight weeks. LSU has been ranked in both the Coaches and AP polls every week since the start of the 2009 season. Since **Les Miles** took over at LSU, the Tigers have been represented in the AP and USA Today Coaches' Poll 111 of the 115 weeks. The exception came during the final four polls of the 2008 season. In addition, since the start of the 2002 season, LSU has played 130 of 134 games ranked in the top 25, including 95 of 97 games under Miles. LSU has a 78-17 record in games played as a top 25 team under Miles. The only two games that LSU hasn't played as a Top 25 team during the Miles era came in 2008 vs. Arkansas and Georgia Tech in the Chick-fil-A Bowl. LSU was ranked in the preseason Top 25 for the 12th straight year heading into 2012. The following is a look at the longest current streaks for teams in the AP Top 25:

Rank	Team	Consecutive Weeks In AP Poll
1.	Alabama	70
2.	<b>LSU</b>	<b>53</b>

### LSU's Been Good As A Top 10 Team

LSU's top 10 rankings haven't come by accident in recent years as the Tigers have backed up their placement in the polls by winning 73 of the 89 games they've played as an AP Top 10 team since the 2000 season. Since returning to the top 10 on a consistent basis during the early 2000s, LSU has recorded a 73-16 record in games in which they have been ranked in the AP Top 10. That record goes back to the 2002 season when LSU cracked the AP Top 10 the week they faced Auburn. LSU was 6-3 in 2009 as a top 10 team, 4-2 in 2010, 13-1 in 2011, and 4-0 this year.

### Who's In and Who's Out For The Tigers

The Tigers lost another player against Idaho as RB **Alfred Blue** suffered an injury and missed the Auburn game. The Tigers will also be without 6 others players for the remainder of the season: DE **Jordan Allen** (knee vs. Washington), starting LT **Chris Faulk** (knee, practice Washington week), LB **Tahj Jones** (ineligible) LB **D.J. Welter** (ineligible), TE **Tyler Edwards** (ineligible) and OL **Evan Washington** (ineligible). All four of the ineligible players can still practice with the team, they just can't dress out or play in any games.



## LSU Is 47-0 Under Miles When Rushing For 100-Yards and Holding Opponents To Less Than 100 Yards

One look at LSU's results in relation to rushing the football and it's easy to figure out that head coach **Les Miles** is a former offensive lineman who understands the importance of running the football. In 97 games under Miles, LSU's success is easy to predict when it comes to net rushing yards. Get to 100 yards rushing and LSU will more than likely win as the Tigers are 74-7 under Miles when that happens. Hold the opponent to fewer than 100-yards and the Tigers are 47-3. An even more telling stat is that when LSU rushes for 100-plus yards and holds the opponents to fewer than 100-yards, the Tigers are 46-0, including a 3-0 record in 2012. The following is a look at LSU's rushing numbers during the Miles era and have the Tigers have fared in those games:

Year	LSU 100+	LSU 100-	Opp 100+	Opp 100-	LSU 100+/Opp 100-
2005	10-0	1-2	3-1	8-1	7-0
2006	10-0	1-2	5-0	6-2	6-0
2007	11-2	1-0	3-2	9-0	8-0
2008	8-3	0-2	2-5	6-0	6-0
2009	8-0	1-4	7-4	2-0	2-0
2010	11-2	0-0	7-1	5-0	5-0
2011	13-0	0-1	4-1	8-0	9-0
2012	4-0	0-0	0-0	4-0	4-0
<b>Totals</b>	<b>75-7</b>	<b>4-11</b>	<b>31-14</b>	<b>48-3</b>	<b>47-0</b>

## This Day vs. Night Thing In Tiger Stadium

The facts indicate that LSU plays better at night in Tiger Stadium than they do during the day. The numbers show that since 1960, LSU is 224-60-4 (.783) at night under the lights compared to a 28-25-3 (.518) mark in Tiger Stadium during the day. Since 2000, LSU is 76-11 overall at home, which includes a 58-5 (.920) mark at night in Tiger Stadium and an 18-6 (.750) record during the day. Prior to 2000, LSU had only won 10 games at home during the day in 32 tries. From 1960 to 1999, LSU posted a 10-19-3 (.359) record at home during the day. The following is a breakdown of LSU's night record, day record and overall record in Tiger Stadium since 1960:

Decade	Record at Night	Record during the day	Overall Tiger Stadium Record
1960-69	47-9-2	2-2-1	49-11-3
1970-79	51-12-1	1-2	52-14-1
1980-89	38-16-1	3-5-2	41-21-3
1990-99	30-18	4-10	34-28
2000-09	49-5	11-6	60-11
2010-12	9-0	7-0	16-0
<b>Totals</b>	<b>224-60-4</b>	<b>28-25-3</b>	<b>252-85-7</b>

## Bennie Logan To Wear Jersey No. 18

Jersey No. 18 – one of the new traditions in LSU history – has been passed down to junior defensive tackle **Bennie Logan** this year. The Jersey No. 18 tradition was born in 2003 when quarterback Matt Mauck guided the Tigers to its first national championship since 1958. His number (No. 18) became synonymous with success – both on and off the field – as well as a selfless attitude that has become the epitome of being an LSU football player. After his final year with the Tigers, Mauck passed Jersey No. 18 down to running back Jacob Hester, who then helped the Tigers to another national title in 2007. Richard Dickson wore Jersey No. 18 in 2008 and 2009. Richard Murphy wore No. 18 in 2010 and Brandon Taylor held the honor last year. The following is a look at who has worn No. 18 since the tradition was born in 2003:

Year(s)	Player (Position)
2003	Matt Mauck (QB)
2004-07	Jacob Hester (RB)
2008-09	Richard Dickson (TE)
2010	Richard Murphy (RB)
2011	Brandon Taylor (S)
2012	Bennie Logan (DT)

## LSU RECORD BOOK

### Career Field Goals Made

Name	FG
1. David Browndyke (1986-89)	61
...	
9. Chris Jackson (2003-06)	26
10. Mark Lumpkin (1968-70)	21
<b>Drew Alleman (2011-present)</b>	<b>21</b>

### Career Field Goal Percentage

Name	Pct.
1. <b>Drew Alleman (2011-present)</b>	<b>.840 (21-25)</b>
2. Josh Jasper (2008-10)	.839 (47-56)
3. David Browndyke (1986-89)	.813 (61-75)

### Consecutive PAT Kicks Made

Name	PATs
1. David Browndyke (1986-89)	109
2. <b>Drew Alleman (2011-present)</b>	<b>82</b>
3. Colt David (2005-06)	77

### Career Punting Average

Name	Avg. Yds.
1. <b>Brad Wing (2011-present)</b>	<b>44.6</b>
2. Patrick Fisher (2004-07)	44.1
3. Chad Kessler (1994-97)	42.9

### Career Tackles For Loss

Name	TFL
1. Anthony McFarland (1995-98)	55
...	
10. Rydell Malancon (1980-83)	28
-- <b>Sam Montgomery (2010-present)</b>	<b>25.5</b>
-- <b>Barkevious Mingo (2010-present)</b>	<b>21.5</b>

### Career Sacks

Name	Sacks
1. Rydell Malancon (1980-83)	25
...	
10. Anthony McFarland (1995-98)	17
-- <b>Sam Montgomery (2010-present)</b>	<b>13</b>
-- <b>Barkevious Mingo (2010-present)</b>	<b>10.5</b>

## TRUE FRESHMEN UNDER LES MILES

LSU coach **Les Miles** has never shyed away from playing true freshmen. In his eight years with the Tigers, a total of 73 true freshmen have seen action for LSU, including 15 this year. Here's the list of true freshmen who have played in their first year at LSU:

Year	Name
2005	LB Darry Beckwith and RB Steven Korte
2006	WR/RS Trindon Holliday, RB Charles Scott, DB Danny McCray, LB Jacob Cutrera, LB Perry Riley, TE Richard Dickson, WR Chris Mitchell, WR Jared Mitchell, DT Al Woods, and RB Keiland Williams.
2007	PK Josh Jasper, PK Andrew Crutchfield, LT Jarvis Jones, RT Joseph Barksdale, WR Terrance Toliver, DB Chad Jones, DT Drake Nevis.
2008	CB Patrick Peterson, CB Brandon Taylor, LB Ryan Baker, DB Karnell Hatcher, OT Greg Shaw, WR Deangelo Peterson, QB Jordan Jefferson, DB Derrick Bryant
2009	WR Rueben Randle, S Craig Loston, DT Josh Downs, CB Morris Claiborne, QB/WR Russell Shepard, FB Dominique Allen
2010	RB Alfred Blue, WR Kadron Boone, CB Tyrann Mathieu, FB Connor Neighbors, S Eric Reid, DB Tharold Simon, S Ronnie Vinson, RB Spencer Ware, WR Spencer Wright, LB Luke Muncie, DE Justin Maclin, FB J.C. Copeland
2011	WR Odell Beckham Jr., OG La'el Collins, PK James Hairston, RB Kenny Hilliard, DT Anthony Johnson, WR Jarvis Landry, RB Terrence Magee, DE Jermauria Rasco, S Ronald Martin
2012	LB Kwon Alexander, OT Vadal Alexander, CB Jalen Mills, P Jamie Keehn, S Jerqwinick Sandolph, LB Deion Jones, SNP Reid Ferguson, DL Danielle Hunter, LB Ronnie Feist, LB Lorenzo Phillips, S Corey Thompson, TE Dillon Gordon, CB Dwayne Thomas, LB Lamar Louis, and RB Jeremy Hill.

## LSU's The Winningest Program In SEC Over Last 10 Years

LSU is the winningest program in the SEC since the start of the 2002 season as the Tigers have posted a 109-27 mark during that span. The 109 victories for LSU are seven better than Georgia. The following is a look at how the SEC stacks up over the past 10 years:

Team	W-L	Bowls	SEC Titles	Top 25
<b>LSU</b>	<b>109-27</b>	<b>10</b>	<b>3</b>	<b>8</b>
Georgia	102-34	10	2	8
Florida	99-36	10	2	6
Auburn	95-38	9	2	6
Alabama	95-39	8	1	6
Missouri	83-48	8	0	3
Arkansas	80-51	7	0	3
Tennessee	78-53	7	0	4
South Carolina	75-54	6	0	2
Texas A&M	66-61	6	0	3
Kentucky	58-68	5	0	0
Ole Miss	57-69	4	0	3
Miss. State	51-74	3	0	1
Vanderbilt	38-85	2	0	0

## LSU's 20-Plus Yards Play Breakdown

### BY PLAY

Pass.....	14
Rush.....	8
TOTAL.....	22

### BY GAME

North Texas.....	8
Washington.....	6
Idaho.....	4
Auburn.....	4

### BY QUARTER

1st.....	6
2nd.....	6
3rd.....	7
4th.....	3

### RUSHING

Alfred Blue.....	3
Kenny Hilliard.....	3
Spencer Ware.....	2

### PASSING

Zach Mettenberger.....	14
------------------------	----

### RECEIVING

Odell Beckham Jr.....	3
Russell Shepard.....	3
Kadron Boone.....	3
Jarvis Landry.....	2
James Wright.....	2
Spencer Ware.....	1

### 20 OR MORE YARD TOUCHDOWNS

Kadron Boone.....	2
Kenny Hilliard.....	2
Alfred Blue.....	1

## LSU's 20-Plus Yards Plays of 2012

Yards	Type	Player	Opponent	Qtr.
71*	Run	Kenny Hilliard	Idaho	3
60	Run	Kenny Hilliard	North Texas	2
46	Pass	Odell Beckham Jr. from Mettenberger	Idaho	3
38*	Run	Kenny Hilliard	North Texas	1
37	Run	Alfred Blue	North Texas	1
34*	Pass	Kadron Boone from Mettenberger	North Texas	4
33	Pass	Jarvis Landry from Mettenberger	North Texas	4
33	Pass	Russell Shepard from Mettenberger	Idaho	1
33	Pass	Spencer Ware from Mettenberger	Auburn	4
32*	Pass	Kadron Boone from Mettenberger	Washington	3
30	Pass	Russell Shepard from Mettenberger	North Texas	3
30	Run	Spencer Ware	Auburn	2
29	Pass	Kadron Boone from Mettenberger	Auburn	3
28	Run	Spencer Ware	Auburn	1
24	Pass	Odell Beckham Jr. from Mettenberger	Washington	3
23	Pass	James Wright from Mettenberger	Washington	2
23	Pass	Russell Shepard from Mettenberger	Idaho	2
22	Pass	James Wright from Mettenberger	Washington	2
21	Pass	Odell Beckham Jr. from Mettenberger	North Texas	1
21*	Run	Alfred Blue	Washington	1
20	Run	Alfred Blue	North Texas	3
20	Pass	Jarvis Landry from Mettenberger	Washington	2

\* Denotes play resulted in touchdown.

## GAME-BY-GAME NOTABLES

Opponent	Captains	Coin Toss	Kickoff/Receive	LSU 1st Poss.	Game Time (CT)	Game Length	Jerseys	Result
North Texas	Alleman, Logan, Mettenberger, Reid	Won	Kickoff	Touchdown	6:02 p.m.	3:30	White	W, 41-14
Washington	Alleman, Blue, Landry, Mingo	Loss	Receive	Punt	6:05 p.m.	3:22	White	W, 41-3
Idaho	Alleman, Wing, Minter, Mettenberger	Loss	Kickoff	Touchdown	7:00 p.m.	3:13	Purple	W, 63-14
at Auburn	Alleman, Logan, Hurst, Landry	Won	Kickoff	Fumble	6:06 p.m.	3:21	White	W, 12-10

## CHARTING THE OPPONENTS (all times Central)

### North Texas (1-3)

Sept. 1	at LSU	L, 41-14
Sept. 8	Texas Southern	W, 34-7
Sept. 15	at Kansas State	L, 35-21
Sept. 22	Troy	L, 14-7
Sept. 29	at Florida Atlantic	4 p.m.
Oct. 6	at Houston	6 p.m.
Oct. 16	UL-Lafayette	8 p.m.
Oct. 27	at Middle Tennessee	2:30 p.m.
Nov. 3	Arkansas State	4 p.m.
Nov. 10	South Alabama	4 p.m.
Nov. 17	at UL-Monroe	3 p.m.
Nov. 24	at Western Kentucky	12 p.m.

### Washington (2-1)

Sept. 1	San Diego State	W, 21-12
Sept. 8	at LSU	L, 41-3
Sept. 15	Portland State	W, 52-13
Sept. 27	Stanford	8 p.m.
Oct. 6	at Oregon	TBA
Oct. 13	USC	TBA
Oct. 20	at Arizona	TBA
Oct. 27	Oregon State	TBA
Nov. 2	at California	8 p.m.
Nov. 10	Utah	TBA
Nov. 17	at Colorado	TBA
Nov. 23	at Washington State	2:30 p.m.

### Idaho (0-4)

Aug. 30	Eastern Washington	L, 20-3
Sept. 8	at Bowling Green	L, 21-13
Sept. 15	at LSU	L, 63-14
Sept. 22	Wyoming	L, 40-37 OT
Sept. 29	at North Carolina	TBA
Oct. 6	New Mexico State	4 p.m.
Oct. 13	at Texas Tech	6 p.m.
Oct. 20	at Louisiana Tech	6 p.m.
Nov. 3	San Jose State	4 p.m.
Nov. 10	at BYU	TBA
Nov. 17	UTSA	4 p.m.
Nov. 24	at Utah State	2 p.m.

### Auburn (1-3)

Sept. 1	vs. Clemson	L, 26-19
Sept. 8	at Mississippi State	L, 28-10
Sept. 15	UL-Monroe	W, 31-28 OT
Sept. 22	LSU	L, 12-10
Oct. 6	Arkansas	TBA
Oct. 13	at Ole Miss	TBA
Oct. 20	at Vanderbilt	TBA
Oct. 27	Texas A&M	TBA
Nov. 3	New Mexico State	TBA
Nov. 10	Georgia	TBA
Nov. 17	Alabama A&M	TBA
Nov. 24	at Alabama	TBA

### Towson (2-1)

Aug. 30	at Kent State	L, 41-21
Sept. 15	William & Mary	W, 20-17
Sept. 22	St. Francis (Pa.)	W, 46-17
Sept. 29	at LSU	7 p.m.
Oct. 6	at James Madison	Noon
Oct. 13	Maine	6 p.m.
Oct. 20	Old Dominion	6 p.m.
Oct. 27	at Villanova	2:30 p.m.
Nov. 3	at Delaware	11 a.m.
Nov. 10	Rhode Island	2:30 p.m.
Nov. 17	at New Hampshire	2:30 p.m.

### Florida (4-0)

Sept. 1	Bowling Green	W, 27-14
Sept. 8	at Texas A&M	W, 20-17
Sept. 15	at Tennessee	W, 37-20
Sept. 22	Kentucky	W, 38-0
Oct. 6	LSU	TBA
Oct. 13	at Vanderbilt	TBA
Oct. 20	South Carolina	TBA
Oct. 27	vs. Georgia	2:30 p.m.
Nov. 3	Missouri	TBA
Nov. 10	UL-Lafayette	TBA
Nov. 17	Jacksonville State	TBA
Nov. 24	at Florida State	TBA

### South Carolina (4-0)

Aug. 30	at Vanderbilt	W, 17-13
Sept. 8	East Carolina	W, 48-10
Sept. 15	UAB	W, 49-6
Sept. 22	Missouri	W, 31-10
Sept. 29	at Kentucky	TBA
Oct. 6	Georgia	TBA
Oct. 13	at LSU	TBA
Oct. 20	at Florida	TBA
Oct. 27	Tennessee	TBA
Nov. 10	Arkansas	TBA
Nov. 17	Wofford	Noon
Nov. 24	at Clemson	TBA

### Texas A&M (2-1)

Aug. 30	at Louisiana Tech	PPD
Sept. 8	Florida	L, 20-17
Sept. 15	at SMU	W, 48-3
Sept. 22	South Carolina State	W, 70-14
Sept. 29	Arkansas	TBA
Oct. 6	at Ole Miss	TBA
Oct. 20	LSU	TBA
Oct. 27	at Auburn	TBA
Nov. 3	at Mississippi State	TBA
Nov. 10	at Alabama	TBA
Nov. 17	Sam Houston State	TBA
Nov. 24	Missouri	TBA

### Alabama (4-0)

Sept. 1	vs. Michigan	W, 41-14
Sept. 8	Western Kentucky	W, 35-0
Sept. 15	at Arkansas	W, 52-0
Sept. 22	Florida Atlantic	W, 40-7
Sept. 29	Ole Miss	TBA
Oct. 13	at Missouri	TBA
Oct. 20	at Tennessee	TBA
Oct. 27	Mississippi State	TBA
Nov. 3	at LSU	7 p.m.
Nov. 10	Texas A&M	TBA
Nov. 17	Western Carolina	TBA
Nov. 24	Auburn	TBA

### Mississippi State (4-0)

Sept. 1	Jackson State	W, 56-9
Sept. 8	Auburn	W, 28-10
Sept. 15	at Troy	W, 30-24
Sept. 22	South Alabama	W, 30-10
Oct. 6	at Kentucky	TBA
Oct. 13	Tennessee	TBA
Oct. 20	Middle Tennessee	TBA
Oct. 27	at Alabama	TBA
Nov. 3	Texas A&M	TBA
Nov. 10	at LSU	TBA
Nov. 17	Arkansas	TBA
Nov. 24	at Ole Miss	TBA

### Ole Miss (3-1)

Sept. 1	Central Arkansas	W, 49-27
Sept. 8	UTEP	W, 28-10
Sept. 15	Texas	L, 66-31
Sept. 22	at Tulane	W, 39-0
Sept. 29	at Alabama	TBA
Oct. 6	Texas A&M	TBA
Oct. 13	Auburn	TBA
Oct. 27	at Arkansas	TBA
Nov. 3	at Georgia	TBA
Nov. 10	Vanderbilt	TBA
Nov. 17	at LSU	TBA
Nov. 24	Mississippi State	TBA

### Arkansas (1-3)

Sept. 1	Jacksonville State	W, 49-24
Sept. 8	UL-Monroe	L, 34-31
Sept. 15	Alabama	L, 52-0
Sept. 22	Rutgers	L, 35-26
Sept. 29	at Texas A&M	TBA
Oct. 6	at Auburn	TBA
Oct. 13	Kentucky	TBA
Oct. 27	Ole Miss	TBA
Nov. 3	Tulsa	TBA
Nov. 10	at South Carolina	TBA
Nov. 17	at Mississippi State	TBA
Nov. 23	LSU	1:30 p.m.



## SOUTHEASTERN CONFERENCE

### 2012 SEC Standings

#### Eastern Division

Team	SEC	Pct.	Overall
Florida	3-0	1.000	4-0
Georgia	2-0	1.000	4-0
South Carolina	2-0	1.000	4-0
Tennessee	0-1	.000	3-1
Kentucky	0-1	.000	1-3
Missouri	0-2	.000	2-2
Vanderbilt	0-2	.000	1-3

#### Western Division

Team	SEC	Pct.	Overall
Alabama	1-0	1.000	4-0
<b>LSU</b>	<b>1-0</b>	<b>1.000</b>	<b>4-0</b>
Mississippi State	1-0	1.000	4-0
Ole Miss	0-0	.000	3-1
Texas A&M	0-1	.000	2-1
Arkansas	0-1	.000	1-3
Auburn	0-2	.000	1-3

## This Week in the SEC

### Saturday, Sept. 29

Missouri at Central Florida • 11 a.m. (FSN)  
 \*Arkansas at Texas A&M • 11:21 a.m. (SECN)  
 \*Tennessee at Georgia • 2:30 p.m. (CBS)  
 \*South Carolina at Kentucky • 4 p.m. (PPV)  
**Towson at LSU • 6 p.m. (ESPNU)**  
 \*Ole Miss at Alabama • 8:15 p.m. (ESPNU)

### All Times Central

\* - denotes conference games

## Last Week in the SEC

Ole Miss 39 Tulane 0  
 Florida 38 Kentucky 0  
 South Carolina 31 Missouri 10  
 Alabama 40 Florida Atlantic 7  
**LSU 12 Auburn 10**  
 Rutgers 35 Arkansas 26  
 Texas A&M 70 South Carolina St. 14  
 Mississippi St. 30 South Alabama 10  
 Tennessee 47 Akron 26  
 Georgia 48 Vanderbilt 3

## BY THE NUMBERS

**93,129**

largest crowd in Tiger Stadium history  
(lost to No. 1 Florida, 13-3, on Oct. 10, 2009)

**1,500**

old dorm rooms below the east and west stands

**.723**

winning percentage after 549 home games  
(388-143-18)

**89**

89-yard punt return by Billy Cannon 50 years ago to beat Ole Miss on Halloween Night in 1959

**89<sup>th</sup>**

year of LSU football in Tiger Stadium dating back to 1924

**75**

times the crowd has exceeded 90,000 for a game

**100,000**

estimated capacity when South End Zone project is completed prior to 2014 season

**428**

windows replaced on the North End of the stadium prior to the 2012 season

**58-5**

Saturday night record since 2000

**46-6**

home record under head coach Les Miles

**14**

undefeated home seasons, including three under Les Miles

**8**

trips by the "ESPN College GameDay" crew

**8<sup>th</sup>**

largest on-campus stadium in the nation (92,542)

**6**

times named the toughest place in the nation to play a road game by national media outlets

**1**

win over a No. 1 ranked team (def. Florida, 28-21, in 1997)

# Tiger Stadium

## COLLEGE FOOTBALL'S ULTIMATE SETTING



## “THE SCARIEST PLACE TO PLAY IN AMERICA”

- ESPN.COM, OCT. 2007; ESPN COLLEGE FOOTBALL LIVE, MAY 2011

### Notables

- LSU began playing football in Tiger Stadium in 1924 and is currently in its 89th year in the venerable stadium. This season marks the 82nd year LSU has played under the lights in Death Valley. The Tigers defeated Spring Hill, 35-0, on Oct. 3, 1931 in the first night game in the stadium's history.
- LSU owns a nation-best 20-game home winning streak, which is the longest home winning streak in school history. Head coach **Les Miles** is 33-1 in Saturday Night home games. The Tigers' last home loss was to No. 1 Florida on Oct. 10, 2009 and the last non-conference loss was to UAB on Sept. 23, 2000.
- Since national attendance figures began being kept in 1957, LSU has finished in the nation's top 10 in average attendance in 48 of the past 55 seasons.
- Since 1960, LSU owns a stellar 224-60-4 (.783) record in traditional Tiger Stadium night games. The Tigers are 25-26-3 (.491) at home during the day in that span.
- LSU has won 33 consecutive home games over non-conference opponents. **Les Miles** is 24-0 in non-conference home games.

### Quotables

“I'm not sure what it was like to walk into the Coliseum, but I bet it was something like this. The best place in the world to watch a sporting event.”

- **Wright Thompson, ESPN Senior Writer**

“Dark. That combined with Tiger Stadium on a Saturday night is something loud, strange and holy. There is noise everywhere in stadiums from Eugene to Tuscaloosa. Only in Baton Rouge is there a living, breathing lurking in its grand, old stadium.”

- **Dennis Dodd, CBSSports.com**

“Best stadium -- Tiger Stadium, LSU. The pregame festivities, the deafening noise -- there's no other place like it.”

- **Matt Hayes, Sporting News**

“All I began to hear was a chant 'L-S-U, L-S-U.' It got louder and louder. It was the loudest I've ever heard a stadium.”

- **Mark Richt, Georgia Head Coach**

“Death Valley is the pound-for-pound king of noise in college football. The place is just mind-numbingly loud for a ridiculous amount of time.”

- **Bruce Feldman, CBSSports.com**

# LSU Tigers Depth Chart

## OFFENSE

<b>X</b>	82	James Wright	6-2	203	Jr.	
	86	Kadron Boone	6-0	207	Jr.	
<b>LT</b>	68	Josh Dworaczyk	6-6	300	Sr.	
	73	Chris Davenport	6-4	330	Jr.	
	65	Jerald Hawkins	6-6	300	Fr.-HS	
<b>LG</b>	70	La'el Collins	6-5	321	So.	
	68	Josh Dworaczyk	6-6	300	Sr.	
	71	Jonah Austin	6-6	329	Fr.-RS	
<b>C</b>	<b>64</b>	<b>P. J. Lonergan</b>	<b>6-4</b>	<b>305</b>	<b>Sr.</b>	
	55	Elliott Porter	6-4	300	So.	
<b>RG</b>	<b>74</b>	<b>Josh Williford</b>	<b>6-7</b>	<b>334</b>	<b>Jr.</b>	
	56	Trai Turner	6-3	306	Fr.-RS	
<b>RT</b>	<b>72</b>	<b>Alex Hurst</b>	<b>6-6</b>	<b>331</b>	<b>Sr.</b>	
	78	Vadal Alexander	6-6	350	Fr.-HS	
<b>Y</b>	88	Chase Clement	6-5	265	Sr.	
	84	Nic Jacobs	6-5	265	So.	
	41	Travis Dickson	6-3	230	So.	
<b>Z</b>	<b>3</b>	<b>Odell Beckham, Jr.</b>	<b>6-0</b>	<b>187</b>	<b>So.</b>	
	10	Russell Shepard	6-1	195	Sr.	
	14	Terrence Magee	5-9	212	So.	
<b>3-Wide</b>	80	Jarvis Landry	6-0	195	So.	
<b>QB</b>	8	Zach Mettenberger	6-5	230	Jr.	
	17	Stephen Rivers	6-8	225	Fr.-RS	
	1	Rob Bolden	6-4	208	Jr.	
<b>RB</b>	27	Kenny Hilliard	6-0	231	So.	
	-or-	42	Michael Ford	5-10	216	Jr.
	-or-	<b>11</b>	<b>Spencer Ware</b>	<b>5-11</b>	<b>225</b>	<b>Jr.</b>
	33	Jeremy Hill	6-2	235	Fr.-HS	
<b>FB</b>	44	J.C. Copeland	6-1	272	Jr.	
	43	Connor Neighbors	5-11	236	So.	

## DEFENSE

<b>LE</b>	<b>49</b>	<b>Barkevious Mingo</b>	<b>6-5</b>	<b>240</b>	<b>Jr.</b>	
	59	Jermauria Rasco	6-3	255	So.	
	87	Chancey Aghayere	6-4	266	Sr.	
<b>LT</b>	77	Josh Downs	6-1	287	Sr.	
	9	Ego Ferguson	6-3	308	So.	
<b>RT</b>	<b>18</b>	<b>Bennie Logan</b>	<b>6-3</b>	<b>295</b>	<b>Jr.</b>	
	90	Anthony Johnson	6-3	304	So.	
	95	Quentin Thomas	6-3	294	Fr.-RS	
<b>RE</b>	<b>99</b>	<b>Sam Montgomery</b>	<b>6-5</b>	<b>260</b>	<b>Jr.</b>	
	89	Lavar Edwards	6-5	258	Sr.	
	98	Jordan Allen	6-6	253	So.	
<b>Sam</b>	52	Luke Muncie	6-3	210	Jr.	
	58	Tahj Jones	6-2	205	Jr.	
	-or-	23	Lamar Louis	6-0	220	Fr.-HS
	-or-	25	Kwon Alexander	6-2	215	Fr.-HS
	<b>Mike</b>	<b>46</b>	<b>Kevin Minter</b>	<b>6-2</b>	<b>245</b>	<b>Jr.</b>
	22	Ronnie Feist	6-2	230	Fr.-HS	
	51	Trey Granier	6-1	227	Fr.-HS	
<b>Will</b>	57	Lamin Barrow	6-2	229	Jr.	
	45	Deion Jones	6-2	202	Fr.-HS	
	35	Lorenzo Phillips	6-2	215	Fr.-HS	
<b>LCB</b>	28	Jalen Mills	6-0	185	Fr.-HS	
	32	Jalen Collins	6-2	195	Fr.-RS	
<b>SS</b>	6	Craig Loston	6-2	205	Jr.	
	34	Micah Eugene	5-11	190	Fr.-RS	
	12	Corey Thompson	6-2	210	Fr.-HS	
<b>FS</b>	<b>1</b>	<b>Eric Reid</b>	<b>6-2</b>	<b>212</b>	<b>Jr.</b>	
	26	Ronald Martin	6-1	202	So.	
<b>RCB</b>	24	Tharold Simon	6-3	187	Jr.	
	13	Dwayne Thomas	6-0	175	Fr.-HS	
	19	Derrick Raymond	6-1	175	Fr.-HS	

## PRONUNCIATIONS

<b>Players</b>		
87	Chancey Aghayere	DE
	Ah-gah-yair-ee	
78	Vadal Alexander	OT
	vuh-Dall	
30	Drew Alleman	P/K
	Al-uh-maw	
57	Lamin Barrow	LB
	luh-Meen	
86	Kadron Boone	WR
	Kay-drun	
88	Chase Clement	TE
	Clay-maw	
70	La'el Collins	OG
	Lah-ell	
68	Josh Dworaczyk	RG
	Duh-ross-ic	
22	Ronnie Feist	LB
	Feast	
48	Seth Fruge	HLD
	Fru-zhay	
49	Barkevious Mingo	LB
	Bar-kee-vee-us	
43	Jerqwinick Sandolph	S
	Jer-qwin-ick	
24	Tharold Simon	CB
	Sye-munn	
<b>Coaches</b>		
	Steve Kragthorpe	OC
	Krag-thorpe	
	Greg Studrawa	OL
	Stu-draw-uh	

## SPECIAL TEAMS

<b>PK</b>	<b>30</b>	<b>Drew Alleman</b>	<b>5-11</b>	<b>183</b>	<b>Sr.</b>
	30	James Hairston	6-1	220	So.
	<b>30</b>	<b>James Hairston</b>	<b>6-1</b>	<b>220</b>	<b>So.</b>
	30	Drew Alleman	5-11	182	Jr.
<b>PR</b>	3	Odell Beckham, Jr.	6-0	187	So.
	80	Jarvis Landry	6-0	195	So.
<b>HOLD</b>	<b>38</b>	<b>Brad Wing</b>	<b>6-3</b>	<b>184</b>	<b>So.</b>
	48	Seth Fruge	5-11	189	Jr.
<b>KOR</b>	80	Jarvis Landry	6-0	195	So.
	3	Odell Beckham, Jr.	6-0	187	So.
	42	Michael Ford	5-10	216	Jr.
<b>P</b>	<b>38</b>	<b>Brad Wing</b>	<b>6-3</b>	<b>197</b>	<b>So.</b>
	38	Jamie Keehn	6-4	222	Fr.-HS
<b>SNP</b>	50	Reid Ferguson	6-2	225	Fr.-HS
	53	Logan Boudreaux	5-11	215	Fr.-RS

## LOCATION OF COACHES

<b>On The Field</b>	
Les Miles, head coach	
Steve Kragthorpe, quarterbacks	
Frank Wilson, running backs	
Steve Ensminger, tight ends	
Brick Haley, defensive line	
Adam Henry, wide receivers	
Thomas McGaughey, special teams	
Corey Raymond, defensive backs	
<b>In The Press Box</b>	
John Chavis, defensive coordinator	
Greg Studrawa, offensive coordinator	

## CAREER STARTS/GAME-BY-GAME STARTERS

				<b>FB</b> Copeland 7		<b>TB</b> Ware 10 Blue 5 Ford 4 Hilliard 1 Shepard 1					
						<b>QB</b> Mettenberger 4					
<b>WR</b> Wright 4 Landry 1		<b>TE</b> Clement 14	<b>RT</b> Hurst 28 Faulk 2	<b>RG</b> Williford 17	<b>C</b> Loneragan 30	<b>LG</b> Collins 4 Dworaczyk 26 Williford 1	<b>LT</b> Faulk 14 Dworaczyk 3			<b>WR</b> Beckham, Jr. 15 Shepard 11 Boone 2	
<b>LCB</b> Mills 4 Simon 2			<b>LE</b> Edwards 5 Mingo 4 Aghayere 3	<b>LT</b> Downs 3 Johnson 2		<b>RT</b> Logan 18	<b>RE</b> Montgomery 19 Edwards 7 Mingo 4 Aghayere 2			<b>RCB</b> Simon 4	
	<b>Sam</b> Muncie 4 Jones 1				<b>Mike</b> Minter 18		<b>Will</b> Barrow 6				
	<b>Nickel</b>									<b>Dime</b>	
		<b>SS</b> Loston 4 Reid 3 Martin 1					<b>FS</b> Reid 17 Loston 1				

## OFFENSIVE GAME-BY-GAME STARTERS

Game	X	Z	LT	LG	C	RG	RT	TE	FB	TB	QB
North Texas	Wright	Beckham, Jr.	Faulk	Collins	Loneragan	Williford	Hurst	Clement	Copeland	Blue	Mettenberger
Washington	Wright	Beckham, Jr.	Dworaczyk	Collins	Loneragan	Williford	Hurst	Clement	Copeland	Blue	Mettenberger
Idaho	Shepard	Beckham, Jr.	Dworaczyk	Collins	Loneragan	Williford	Hurst	Clement	Copeland	Blue	Mettenberger
at Auburn	Wright	Beckham, Jr.	Dworaczyk	Collins	Loneragan	Williford	Hurst	Clement	Copeland	Hilliard	Mettenberger
Towson											
at Florida											
South Carolina											
at Texas A&M											
Alabama											
Mississippi State											
Ole Miss											
at Arkansas											

## DEFENSIVE GAME-BY-GAME STARTERS

Game	LE	LT	RT	RE	WILL	MIKE	SAM	LCB	RCB	SS	FS
North Texas	Mingo	Downs	Logan	Edwards	Barrow	Minter	Muncie	Mills	Simon	Loston	Reid
Washington	Mingo	Downs	Logan	Montgomery	Barrow	Minter	Muncie	Mills	Simon	Loston	Reid
Idaho	Edwards	Johnson	Logan	Montgomery	Barrow	Minter	Muncie	Mills	Simon	Martin	Reid
at Auburn	Edwards	Johnson	Logan	Montgomery	Barrow	Minter	Muncie	Mills	Simon	Loston	Reid
Towson											
at Florida											
South Carolina											
at Texas A&M											
Alabama											
Mississippi State											
Ole Miss											
at Arkansas											



# 87

## Chancey Aghayere

**Defensive End**  
6-4 • 265 • Sr. • 3L  
Garland, Texas (Garland)

### SENIOR SEASON (2012)

One of the veterans of the LSU defensive line with playing time in 34 games ... Earned a PBU versus Idaho ... Credited with an 11-yard sack on an intentional

grounding call against Washington.

### CAREER HIGHS

Total tackles: 5, twice (Last: vs. Tennessee, 2010)  
Tackles for loss: 1.0, three times (Last: vs. Washington, 2012)  
Sacks: 1.0, twice (Last: vs. Washington, 2012)

### AGHAYERE'S CAREER DEFENSIVE STATS

YEAR	G-GS	UT	AT	TT	TFL	SACKS	PBU	QBH	INT	FF	FR
2009	11-3	3	9	12	2.0-6	1.0-3	2	2	0	0	0
2010	12-2	9	12	21	1.5-2	0	1	0	0	0	0
2011	8-0	0	3	3	0	0	0	0	0	0	0
2012	3-0	2	2	4	1.0-11	1.0-11	1	0	0	0	0
<b>Totals</b>	<b>34-5</b>	<b>14</b>	<b>26</b>	<b>40</b>	<b>4.5-19</b>	<b>2.0-14</b>	<b>4</b>	<b>2</b>	<b>0</b>	<b>0</b>	<b>0</b>



# 25

## Kwon Alexander

**Linebacker**  
6-2 • 215 • Fr. • HS  
Oxford, Ala. (Oxford)

### TRUE FRESHMAN SEASON (2012)

Picked up three solo tackles and a QB hurry against Washington ... Made his first appearance as a Tiger against North Texas and recovered a fumble late in the game

... A versatile player who can line up at any of the three linebacker positions ... Chosen as a finalist for the High School Butkus Award, given annually to the nation's top linebacker.

### CAREER HIGHS

Total tackles: 3 vs. Washington, 2012  
Tackles for loss: 0  
Sacks: 0

### ALEXANDER'S CAREER DEFENSIVE STATS

YEAR	G-GS	UT	AT	TT	TFL	SACKS	PBU	QBH	INT	FF	FR
2012	4-0	3	2	5	0	0	0	1	0	0	1-0
<b>Totals</b>	<b>4-0</b>	<b>3</b>	<b>2</b>	<b>5</b>	<b>0</b>	<b>0</b>	<b>0</b>	<b>1</b>	<b>0</b>	<b>0</b>	<b>1-0</b>



# 78


## Vadal Alexander

**Offensive Tackle**  
6-6 • 350 • Fr. • HS  
Buford, Ga. (Buford)

### TRUE FRESHMAN SEASON (2012)

Season Totals: 46 snaps, 5 knockdowns ... Saw extensive action at right tackle against Idaho, playing 32 snaps with five knockdowns ... Competed in three snaps

on the o-line versus Washington ... Played his first snaps at LSU in the season opener against North Texas, seeing action in 11 plays ... Enrolled early in the spring of 2012 and has used the added practice to solidify himself as the backup at right tackle in his first season at LSU ... One of the top offensive linemen in the nation as a senior at Buford High School.



# 30

## Drew Alleman

**Placekicker**  
5-11 • 183 • Sr. • 1L  
Lafayette, La. (Acadiana)

### • 2012 Lou Groza Award Watch List

### SENIOR SEASON (2012)

One of the best placekickers in the nation who returns as the starter for the second straight season ... Ranks as the most accurate kicker in school history at .840 (21 of 25) ... Currently holds the second-longest streak in school history with 82 consecutive made PATs, only trailing David Browndyke's record of 109 straight ... Tied for 10th in LSU career field goals made with 21, equaling the total by Mark Lumpkin (1968-70) ... Ranks second in the SEC in scoring for kickers with an average of 8.8 points per game ... Converted 1-2 field goals at Auburn, hitting from 30 yards and missing from 34 ... Was not called upon to kick a field goal against Idaho but nailed all nine of his PAT attempts ... Hit a perfect 2-2 on field goals and 5-5 on PATs against Washington ... Made 2-3 field goals in the season opener against North Texas, tying his career long with a 44-yarder while also adding a 30-yarder ... Had a string of 11 straight field goals made snapped when he missed from 34 yards in the second quarter against North Texas ... Finished his junior campaign as a 2011 Lou Groza Award Semifinalist.

### CAREER HIGHS

Field Goals Attempted: 4 at Mississippi State, 2011  
Field Goals Made: 4 at Mississippi State, 2011  
Long FG: 44, twice (Last: vs. North Texas, 2012; First: vs. Oregon, 2011)  
Kickoffs: 8 vs. Oregon, 2011  
Kickoff Yards: 481 vs. Oregon, 2011  
Kickoff Avg.: 65.0 vs. McNeese State, 2010  
Punts: 2 vs. Tulane, 2009  
Punting Yards: 51 vs. Tulane, 2009  
Punting Avg.: 25.5 vs. Tulane, 2009

### ALLEMAN'S CAREER FIELD GOAL TOTALS

YEAR	FGM-FGA	1-19	20-29	30-39	40-49	50-99	LG	PAT	POINTS
2011	16-18	2-2	6-6	5-6	3-3	0-1	44	62-63	110
2012	5-7	1-1	0-0	3-5	1-1	0-0	44	20-20	35
<b>Totals</b>	<b>21-25</b>	<b>3-3</b>	<b>6-6</b>	<b>8-11</b>	<b>4-4</b>	<b>0-1</b>	<b>44</b>	<b>82-83</b>	<b>145</b>

### ALLEMAN'S CAREER KICKOFF STATS

YEAR	G-GS	NO.	YDS.	AVG.	TB	OB
2009	1-0	0	0	0	0	0
2010	2-0	7	444	63.4	0	0
2011	13-0	13	725	55.8	0	0
2012	4-0	0	0	0	0	0
<b>Totals</b>	<b>20-0</b>	<b>20</b>	<b>1,169</b>	<b>58.45</b>	<b>0</b>	<b>0</b>

### ALLEMAN'S CAREER PUNTING TOTALS

YEAR	NO.	YDS.	AVG.	LG	I20	TB
2009	2	51	25.5	33	1	0
2010	0	0	0	0	0	0
2011	0	0	0	0	0	0
2012	0	0	0	0	0	0
<b>Totals</b>	<b>2</b>	<b>51</b>	<b>25.5</b>	<b>33</b>	<b>1</b>	<b>0</b>



# 57

## Lamin Barrow

**Linebacker**  
6-2 • 232 • Jr. • 2L  
Marrero, La. (John Ehret)

### JUNIOR SEASON (2012)

Is the starter at the Will linebacker position ... Ranks as the team's second-leading tackler with 24 stops through four games ... Finished second on the team with six total tackles, including one TFL and a QB hurry, at Auburn ... Established a new career high with a team-leading eight tackles against North Texas ... Third-leading tackler for the Tigers against Washington with five stops.

### CAREER HIGHS

Total tackles: 8 vs. North Texas, 2012  
Tackles for loss: 1.0, twice (Last: at Auburn, 2012; First: at Mississippi State, 2011)

### BARROW'S CAREER DEFENSIVE STATS

YEAR	G-GS	UT	AT	TT	TFL	SACKS	PBU	QBH	INT	FF	FR
2010	12-1	8	10	18	0.5-0	0	0	0	0	0	1-0
2011	13-1	4	13	17	1.0-5	0	0	0	0	0	0
2012	4-4	10	14	24	1.0-1	0	0	1	0	0	0
<b>Totals</b>	<b>28-6</b>	<b>22</b>	<b>37</b>	<b>59</b>	<b>2.5-6</b>	<b>0</b>	<b>0</b>	<b>1</b>	<b>0</b>	<b>0</b>	<b>1-0</b>





**3**  
**Odell Beckham, Jr.**  
 Wide Receiver  
 6-0 • 187 • So. • 1L  
 New Orleans, La. (Isidore Newman School)

**SOPHOMORE SEASON (2012)**  
 Displayed his tremendous athleticism with a 70-yard punt return for a touchdown against North Texas ... Also had a 76-yard return for a TD versus North Texas negated by a block in the back penalty ... A preseason All-SEC selection, he will be counted on as a "go-to" receiver and punt and kickoff returner.

**CAREER HIGHS**  
 Receptions: 8 at Mississippi State, 2011  
 Yards: 82 at West Virginia, 2011  
 Long: 52 at West Virginia, 2011  
 Touchdowns: 1, twice (Last: vs. Kentucky, 2011)

**BECKHAM JR.'S CAREER RECEIVING STATS**


YEAR	G-GS	REC.	YDS.	TD	LG
2011	14-9	41	475	2	52
2012	4-4	11	158	0	46
<b>Totals</b>	<b>18-13</b>	<b>52</b>	<b>633</b>	<b>2</b>	<b>52</b>

**BECKHAM JR.'S CAREER PUNT RETURN STATS**

YEAR	NO.	YDS.	AVG.	TD	LG
2011	9	77	8.6	0	36
2012	11	105	9.5	1	70 (TD)
<b>Totals</b>	<b>20</b>	<b>182</b>	<b>9.1</b>	<b>1</b>	<b>70 (TD)</b>

**BECKHAM JR.'S CAREER KICKOFF RETURN STATS**

YEAR	NO.	YDS.	AVG.	TD	LG
2011	5	120	24.0	0	34
2012	3	80	26.7	0	34
<b>Totals</b>	<b>8</b>	<b>200</b>	<b>25.0</b>	<b>0</b>	<b>34</b>



**4**  
**Alfred Blue**  
 Running Back  
 6-2 • 220 • Jr. • 2L  
 Boutte, La. (Hahnville)

**JUNIOR SEASON (2012)**  
 Ranks fourth in the SEC in rushing at 90.0 yards a game ... Injured against Idaho and missed the Auburn game ... Picked up 46 yards and a touchdown on 10 carries against Idaho ... Ran for 101 yards and a touchdown on 14 carries against Washington ... Became the first Tiger to rush for 100 yards in back-to-back games since Stevan Ridley in 2010 and the first to do it in the first two games of a season since Charles Scott in 2008 ... Made his third career start against North Texas and set a career high with 123 rushing yards while tying his personal best of 16 carries ... Joined with Kenny Hilliard to become the first LSU duo each to rush for 100 yards in the season opener since 1982 ... A versatile back who has speed to hit the corner and toughness to run between the tackles ... Listed as a starting running back along with Kenny Hilliard.

**RUSHING CAREER HIGHS**  
 Attempts: 16, twice (Last: vs. North Texas, 2012; First: vs. Kentucky, 2011)  
 Yards: 123 vs. North Texas, 2012  
 Touchdowns: 2 vs. Western Kentucky, 2011  
 Long: 57 at Ole Miss, 2011


**RECEIVING CAREER HIGHS**  
 Receptions: 3 vs. Idaho, 2012  
 Yards: 22 vs. Idaho, 2012  
 Touchdowns: 0  
 Long: 14 vs. Washington, 2012

**BLUE'S CAREER RUSHING STATS**

YEAR	G-GS	ATT.	YDS.	TD	LG
2010	11-1	20	101	1	16
2011	13-1	78	539	7	57
2012	3-3	40	270	2	37
<b>Totals</b>	<b>27-5</b>	<b>138</b>	<b>910</b>	<b>10</b>	<b>57</b>

**BLUE'S CAREER RECEIVING STATS**

YEAR	G-GS	REC.	YDS.	TD	LONG
2010	11-1	1	1	0	1
2011	13-1	3	-3	0	2
2012	3-3	7	45	0	14
<b>Totals</b>	<b>27-5</b>	<b>11</b>	<b>43</b>	<b>0</b>	<b>14</b>



**86**  
**Kadron Boone**  
 Wide Receiver  
 6-0 • 207 • Jr. • 2L  
 Ocala, Fla.  
 (Trinity Catholic)

**JUNIOR SEASON (2012)**  
 One of the most experienced receivers having played in all 31 games in his career with four starts ... Leads the team with a 20.6-yard average per reception and three receiving TDs ... Led LSU's receivers with three catches for 49 yards at Auburn, including a 29-yard reception in the third quarter that set up the field goal that turned out to be the game winner ... Caught a TD pass in three straight games to open the season, including a 17-yard catch and run against Idaho ... Caught a touchdown pass on a 32-yard strike from Zach Mettenberger against Washington ... Hauled in two catches for 46 yards and a 34-yard touchdown against North Texas.

**CAREER HIGHS**  
 Receptions: 3 at Auburn, 2012  
 Yards: 49 at Auburn, 2012  
 Touchdowns: 1, five times (Last: vs. Idaho, 2012)  
 Long: 34 vs. North Texas, 2012

**BOONE'S CAREER RECEIVING STATS**

YEAR	G-GS	REC.	YDS.	TD	LONG
2010	13-0	4	52	0	24
2011	14-4	7	82	2	21
2012	4-0	7	144	3	34
<b>TOTALS</b>	<b>31-4</b>	<b>18</b>	<b>278</b>	<b>5</b>	<b>34</b>



**88**  
**Chase Clement**  
 Tight End  
 6-5 • 265 • Sr. • 3L  
 Thibodaux, La. (E.D. White)  
 • 2012 Mackey Award Watch List

**SENIOR SEASON (2012)**  
 Starting tight end for the Tigers ... Played in 44 games with 13 starts ... Has two receptions this season for 10 yards.

**CAREER HIGHS**  
 Receptions: 2, twice (Last: at Alabama, 2011)  
 Yards: 40 vs. Auburn, 2011  
 Touchdowns: 1 at West Virginia, 2011  
 Long: 27 vs. Auburn, 2011

**CLEMENT'S CAREER RECEIVING STATS**

YEAR	G-GS	REC.	YDS.	TD	LG
2009	13-0	0	0	0	0
2010	13-8	2	42	0	21
2011	14-1	7	96	1	27
2012	4-4	2	10	0	6
<b>TOTALS</b>	<b>44-13</b>	<b>11</b>	<b>148</b>	<b>1</b>	<b>27</b>



**32**  
**Jalen Collins**  
 Cornerback  
 6-0 • 180 • Fr. • RS  
 Olive Branch, Miss. (Olive Branch)

**REDSHIRT FRESHMAN SEASON (2012)**  
 Recorded two PBUs on tipped passes that led to interceptions by Ronald Martin against Idaho ... Saw his first action as a Tiger in the season opener against North Texas ... Athletic defensive back who will see action at one of the cornerback positions in 2012 ... Came on strong in spring drills and was recipient of the "Most Improved" award.

**CAREER HIGHS**  
 Total tackles: 3 vs. Idaho, 2012  
 Tackles for loss: 0  
 PBUs: 2 vs. Idaho, 2012  
 Interceptions: 0

**COLLINS' CAREER DEFENSIVE STATS**

YEAR	G-GS	UT	AT	TT	TFL	SACKS	PBU	QBH	INT	FF	FR
2012	4-0	2	2	4	0-0	0	2	0	0	0	0
<b>Totals</b>	<b>4-0</b>	<b>2</b>	<b>2</b>	<b>4</b>	<b>0-0</b>	<b>0</b>	<b>2</b>	<b>0</b>	<b>0</b>	<b>0</b>	<b>0</b>



**70**

**La'el Collins**

**Offensive Guard**  
6-5 • 321 • So. • 1L  
Baton Rouge, La. (Redemptorist)

**SOPHOMORE SEASON (2012)**

Starting left guard ... Season Totals: 228 snaps, 15 knockdowns ... Saw action in all 70 offensive snaps and produced 5.5 knockdowns at Auburn ... Played 60 snaps and posted one knockdown versus Idaho ... Led the team with 5.5 knockdowns on 62 snaps against Washington ... Made his first career start against North Texas and earned three knockdowns in 36 snaps ... Saw action in 46 snaps on the offensive line in 2011 and posted five knockdown blocks.



**44**

**J.C. Copeland**

**Fullback**  
6-1 • 272 • Jr. • 1L  
LaGrange, Ga. (Troup County)

**JUNIOR SEASON (2012)**


Rushed for a touchdown in back-to-back games after he scored from one yard out versus Washington ... Scored his first career touchdown on a five-yard dive against North Texas ... A wrecking ball in the backfield for the Tigers who takes pride in blocking defensive linemen ... Listed as the starter at fullback after sharing time with James Stampley at the position last year ... A converted defensive lineman who enters just his second full season at fullback after making the move from defense to offense as a freshman.

**CAREER HIGHS**

Attempts: 4 vs. North Texas, 2012  
Yards: 33 vs. North Texas, 2012  
Touchdowns: 1, twice (Last: vs. Washington, 2012)  
Long: 16 vs. North Texas, 2012

**COPELAND'S CAREER RUSHING STATS**

YEAR	G-GS	ATT.	YDS.	TD	LONG
2010	4-0	0	0	0	0
2011	14-4	2	0	0	0
2012	4-4	8	40	2	16
<b>TOTALS</b>	<b>22-8</b>	<b>10</b>	<b>40</b>	<b>2</b>	<b>16</b>



**73**

**Chris Davenport**

**Offensive Tackle**  
6-4 • 320 • Jr. • 5Q  
Mansfield, La. (Mansfield)

**JUNIOR SEASON (2012)**

Serves as the backup at left tackle ... Season Totals: 11 snaps, 1 knockdown ... Earned one knockdown on six snaps against Idaho ... Played at the end of the games against North Texas and Washington ... Made great strides in only one season as an offensive lineman after converting from a defensive tackle in spring 2011 ... Made three knockdowns in 30 snaps on the o-line in 2011 ... One of the most active participants in community service events for the Tigers.



**77**

**Josh Downs**

**Defensive Tackle**  
6-1 • 287 • Sr. • 3L  
Bastrop, La. (Bastrop)

**SENIOR SEASON (2012)**


One of LSU's most experienced interior defensive linemen having played in 39 games ... Made his second career start against North Texas and finished with four tackles.

**CAREER HIGHS**

Total tackles: 4, twice (Last: vs. North Texas, 2012; First: vs. Auburn, 2009)  
Tackles for loss: 1, four times (Last: at Vanderbilt, 2010)  
Sacks: 1 vs. North Carolina, 2010

**DOWN'S CAREER DEFENSIVE STATS**

YEAR	G-GS	UT	AT	TT	TFL	SACKS	PBU	QBH	INT	FF	FR
2009	11-0	2	7	9	3.5-8	0	0	0	0	0	0
2010	12-0	2	8	10	2.0-12	1.0-9	0	0	0	0	0
2011	12-1	3	6	9	0.5-1	0	0	1	0	0	0
2012	4-2	0	5	5	0	0	0	0	0	0	0
<b>TOTALS</b>	<b>39-3</b>	<b>7</b>	<b>26</b>	<b>33</b>	<b>6.0-10</b>	<b>1.0-9</b>	<b>0</b>	<b>1</b>	<b>0</b>	<b>0</b>	<b>0</b>



**68**

**Josh Dworaczuk**

**Offensive Lineman**  
6-6 • 300 • Sr. • 3L  
New Iberia, La. (Catholic-New Iberia)

**SENIOR SEASON (2012)**

Took over the starting left tackle position after Chris Faulk went down before the Washington game ... Season Totals: 195 snaps, 10.5 knockdowns ... Earned 4.5 knockdowns in 70 snaps at Auburn ... Was in on 28 plays against Idaho and registered 1.5 knockdowns ... Recorded three knockdowns in 66 snaps making his first career start at left tackle against the Huskies ... Played in 31 snaps against North Texas and tallied 1.5 knockdowns ... Listed as the backup at left guard but can play all five positions across the line ... LSU's most experienced offensive lineman entering the 2012 season ... Granted a sixth year of eligibility by the NCAA after missing the entire 2011 season with a knee injury ... Has appeared in 40 career games ... A bright student in the classroom who has twice been named to the SEC Academic Honor Roll ... Has already earned his first undergraduate degree having done so in May 2011 and is currently pursuing a second degree in sports administration.



**89**

**Lavar Edwards**

**Defensive End**  
6-5 • 258 • Sr. • 3L  
Gretna, La. (Desire Street Academy)

**SENIOR SEASON (2012)**

Intercepted a pass and returned it 23 yards for a touchdown against Idaho and also made 0.5 TFL ... His INT for a TD against Idaho was the first pick-six for an LSU defensive lineman since Marcus Spears returned an INT 35 yards for a TD against Mississippi State in 2004 ... Recorded LSU's first sack of the season for a six-yard loss against Washington ... Made his 10th career start in the opener against North Texas and posted a tackle for a loss ... Will rotate at both defensive end positions as well as defensive tackle in certain packages.

**CAREER HIGHS**

Total tackles: 5 vs. Florida, 2009  
Tackles for loss: 2 vs. Louisiana Tech, 2009  
Sacks: 1, six times (Last: vs. Washington, 2012)  
Interceptions: 1, twice (Last: vs. Idaho, 2012; First: vs. Ole Miss, 2010)

**EDWARDS' CAREER DEFENSIVE STATS**

YEAR	G-GS	UT	AT	TT	TFL	SACKS	PBU	QBH	INT	FF	FR
2009	12-1	9	14	23	4.5-21	2.5-16	2	1	0	1	0
2010	13-7	9	12	21	4.0-23	2.5-18	1	0	1-17	1	1-29
2011	14-1	9	17	26	4.5-16	1.0-5	2	2	0	0	1-0
2012	4-3	3	1	4	3.5-21	1.0-6	0	2	1-23	0	0
<b>TOTALS</b>	<b>43-12</b>	<b>30</b>	<b>44</b>	<b>74</b>	<b>16.5-81</b>	<b>7.0-45</b>	<b>5</b>	<b>5</b>	<b>2-40</b>	<b>2</b>	<b>2-29</b>



**34**

**Micah Eugene**

**Safety**  
5-11 • 190 • Fr. • RS  
Lafayette, La. (Acadiana HS)

**REDSHIRT FRESHMAN SEASON (2012)**

Leads the team and ranks fifth in the SEC with 3.0 sacks this season ... Posted two solo sacks at Auburn in a game that LSU finished with 14.0 TFLs ... Earned a sack against Washington on his second career tackle and also tallied a PBU against the Huskies ... Played in his first game as a Tiger and made one tackle against North Texas ... Talented defensive back who will primarily backup Craig Loston at the strong safety position in 2012 ... A recipient of the "Most Improved" award for outstanding work during 2012 spring drills.

**CAREER HIGHS**

Total tackles: 3, twice (Last: at Auburn, 2012; First: vs. Washington, 2012)  
Tackles for loss: 2.0 at Auburn, 2012  
Sacks: 2.0 at Auburn, 2012  
Interceptions: 0

**EUGENE'S CAREER DEFENSIVE STATS**

YEAR	G-GS	UT	AT	TT	TFL	SACKS	PBU	QBH	INT	FF	FR
2012	4-0	8	1	9	3.0-14	3.0-14	1	0	0	0	0
<b>TOTALS</b>	<b>4-0</b>	<b>8</b>	<b>1</b>	<b>9</b>	<b>3.0-14</b>	<b>3.0-14</b>	<b>1</b>	<b>0</b>	<b>0</b>	<b>0</b>	<b>0</b>




**76**  
**Chris Faulk**  
 Offensive Tackle  
 6-6 • 323 • Jr. • 2L  
 Slidell, La. (Northshore)

- 2012 Lombardi Award Watch List
- 2012 Outland Trophy Watch List

**JUNIOR SEASON (2012)**

Suffered what appears to be a season-ending knee (right) injury during practice the week of the Washington game ... Was the returning starter at left tackle for LSU ... Has started 16 times in 26 career games played ... Played 67 snaps versus North Texas and posted 4.5 knockdowns ... One of the best offensive linemen in the Southeastern Conference ... Posted 73.5 knockdowns in 768 plays at left tackle in 2011.



**22**  
**Ronnie Feist**  
 Linebacker  
 6-2 • 230 • Fr. • HS  
 Edgard, La. (West St. John)

**TRUE FRESHMAN SEASON (2012)**

Saw his first action against North Texas ... A top linebacker prospect who will bring the combination of speed and strength to the field for LSU ...

Graduated early and enrolled at LSU in spring 2012.

**FEIST'S CAREER DEFENSIVE STATS**

YEAR	G-GS	UT	AT	TT	TFL	SACKS	PBU	QBH	INT	FF	FR
2012	3-0	0	2	2	0	0	0	0	0	0	0
<b>TOTALS</b>	<b>3-0</b>	<b>0</b>	<b>2</b>	<b>2</b>	<b>0</b>	<b>0</b>	<b>0</b>	<b>0</b>	<b>0</b>	<b>0</b>	<b>0</b>



**9**  
**Ego Ferguson**  
 Defensive Tackle  
 6-3 • 308 • So. • 1L  
 Frederick, Md. (Hargrave (Va.) Military Academy)

**SOPHOMORE SEASON (2012)**

Registered half a tackle for a loss against Washington ... Serves as a backup at defensive tackle for the second straight season ... Possesses tremendous

size and strength and lends great depth.

**CAREER HIGHS**

Total tackles: 4 vs. Florida, 2011

Tackles for loss: 0.5, twice (Last: vs. Washington, 2012; First: vs. Kentucky, 2011)

Sacks: 0

**FERGUSON'S CAREER DEFENSIVE STATS**

YEAR	G-GS	UT	AT	TT	TFL	SACKS	INT	PBU	QBH	FF	FR
2011	13-0	3	10	13	0.5-0	0	0	1	0	0	0
2012	4-0	1	2	3	0.5-1	0	0	0	0	0	0
<b>TOTALS</b>	<b>17-0</b>	<b>4</b>	<b>12</b>	<b>16</b>	<b>1.0-1</b>	<b>0</b>	<b>0</b>	<b>1</b>	<b>0</b>	<b>0</b>	<b>0</b>



**50**  
**Reid Ferguson**  
 Long Snapper  
 6-2 • 235 • Fr. • HS  
 Buford, Ga. (Buford)

**TRUE FRESHMAN SEASON (2012)**

Handles all snapping duties for the Tigers ... Made his LSU debut against North Texas ... Graduated early from Buford High School and enrolled at LSU

in spring 2012 ... An accurate and powerful long snapper with strong blocking ability.



**42**  
**Michael Ford**  
 Running Back  
 5-10 • 216 • Jr. • 2L  
 Leesville, La. (Leesville)

**JUNIOR SEASON (2012)**

Scored LSU's lone touchdown in the victory at Auburn on a one-yard scamper and finished the game with 41 yards on eight carries, an average of 5.1 yards

a run ... Returned kickoffs for the first time in his career against Idaho and finished with three returns for 99 yards and a long of 42 ... Picked up 50 yards rushing on eight carries against North Texas ... One of the most experienced running backs on the squad ... Has played in 28 games with five career starts.

**CAREER HIGHS**

Attempts: 14 vs. Oregon, 2011

Yards: 96, twice (Last: vs. Arkansas, 2011; First: vs. Oregon, 2011)

Touchdowns: 2, four times (Last: at West Virginia, 2011)

Long: 49 vs. Arkansas, 2011

**FORD'S CAREER RUSHING STATS**

YEAR	G-GS	ATT.	YDS.	TD	LG
2010	10-2	45	244	3	36 (TD)
2011	14-3	127	756	7	49
2012	4-0	27	148	1	18
<b>TOTALS</b>	<b>28-5</b>	<b>199</b>	<b>1,148</b>	<b>11</b>	<b>49</b>

**FORD'S CAREER RECEIVING STATS**

YEAR	G-GS	REC.	YDS.	TD	LG
2010	10-2	2	30	1	27
2011	14-3	4	10	0	6
2012	4-0	0	0	0	0
<b>TOTALS</b>	<b>28-5</b>	<b>6</b>	<b>40</b>	<b>1</b>	<b>27</b>

**FORD'S CAREER KICKOFF RETURN STATS**

YEAR	NO.	YDS.	AVG.	TD	LG
2010	0	0	0	0	0
2011	0	0	0	0	0
2012	3	99	33.0	0	42
<b>TOTALS</b>	<b>3</b>	<b>99</b>	<b>33.0</b>	<b>0</b>	<b>42</b>



**30**  
**James Hairston**  
 Kickoff/Placekicker  
 6-1 • 220 • So. • 1L  
 Dallas, Texas (Jesuit College Prep School)

**SOPHOMORE SEASON (2012)**

Possesses a strong leg and serves as the kickoff specialist for the second straight season ... Has produced 30 touchbacks in his career, including 14 in

2012 ... Great accuracy and control on his kicks, as he has never had a ball go out of bounds on a kickoff ... Set career highs with 10 kickoffs and 642 kickoff yards against Idaho, including four touchbacks ... Kicked off eight times against North Texas with four touchbacks with an average of 62.5 yards (reaching the three-yard line).

**CAREER HIGHS**

Kickoffs: 10 vs. Idaho, 2012


Kickoff Yards: 642 vs. Idaho, 2012

Kickoff Avg.: 67.3 at Tennessee, 2011

Touchbacks: 5, twice (Last: vs. Washington, 2012; First: vs. Arkansas, 2011)

**HAIRSTON'S CAREER KICKOFF STATS**

YEAR	G-GS	NO.	YDS.	AVG.	TB	OB
2011	11-0	70	4,601	65.7	16	0
2012	4-0	29	1,841	63.5	14	0
<b>TOTALS</b>	<b>15-0</b>	<b>99</b>	<b>6,442</b>	<b>65.1</b>	<b>30</b>	<b>0</b>



**33**

**Jeremy Hill**

Running Back  
6-2 • 235 • Fr. • HS  
Baton Rouge, La. (Redemptorist)

**TRUE FRESHMAN SEASON (2012)**

Saw his first action as a Tiger against Idaho and rushed 10 times for 61 yards and two touchdowns ... The biggest of LSU's running backs, he is a force between tackles ... One of the top running backs coming out of Louisiana in 2010.

**HILL'S CAREER RUSHING STATS**

YEAR	G-GS	ATT.	YDS.	TD	LG
2012	2-0	10	61	2	16
<b>Totals</b>	<b>2-0</b>	<b>10</b>	<b>61</b>	<b>2</b>	<b>16</b>



**27**

**Kenny Hilliard**

Running Back  
6-0 • 231 • So. • 1L  
Patterson, La. (Patterson)

**SOPHOMORE SEASON (2012)**

Ranks fourth in the SEC in scoring with six touchdowns through four games, an average of 9.0 points per game ... Ranks eighth in the SEC in rushing at 85.8 yards per game ... LSU's leading rusher with 343 yards on 47 carries through four games ... Has produced 14 rushing touchdowns in only 17 career games played and is averaging a rushing TD every 7.8 carries ... Made his first career start at Auburn and tallied 40 yards rushing on 10 carries ... Recorded three straight multi-rushing touchdown games, becoming the first LSU player to do it since LaBrandon Toefield in 2001 (3 vs. Ala, 2 vs. Middle Tenn., 3 vs. Ark) ... Became the first LSU RB to rush for 2 TDs in each of the first three games of the season since Charles Alexander in 1978 ... Cracked the century mark rushing for the second time this season and third in his career with 116 yards and two touchdowns against Idaho ... Ran for two TDs and 46 yards against Washington ... Rushed for a career-high 141 yards and 2 TDs on 13 carries against North Texas ... Joined with Alfred Blue to become the first duo of LSU running backs each to eclipse 100 yards rushing in a season opener since 1982 ... Nephew of former LSU and New Orleans Saints standout running back Dalton Hilliard.

**CAREER HIGHS**

Attempts: 19 vs. Arkansas, 2011  
Yards: 141 vs. North Texas, 2012  
Touchdowns: 2, six times (Last: vs. Idaho, 2012; First: vs. Auburn, 2011)  
Long: 71 vs. Idaho, 2012

**HILLIARD'S CAREER RUSHING STATS**

YEAR	G-GS	ATT.	YDS.	TD	LG
2011	13-0	62	336	8	25
2012	4-1	47	343	6	71
<b>Totals</b>	<b>17-1</b>	<b>109</b>	<b>679</b>	<b>14</b>	<b>71</b>

**HILLIARD'S CAREER RECEIVING STATS**

YEAR	G-GS	REC.	YDS.	TD	LG
2011	13-0	3	13	1	8
2012	4-1	1	7	0	7
<b>Totals</b>	<b>17-1</b>	<b>4</b>	<b>20</b>	<b>1</b>	<b>8</b>



**72**

**Alex Hurst**

Offensive Tackle  
6-6 • 331 • Sr. • 3L  
Bartlett, Tenn. (Arlington)

- 2012 Lombardi Award Watch List
- 2012 Outland Trophy Watch List

**SENIOR SEASON (2012)**

A starter in 28 career games with appearances in 39 contests ... Starter at right tackle for the third-straight year ... Season Totals: 254 snaps, 17 knockdowns ... Played 70 snaps and posted five knockdowns at Auburn ... Started at right tackle and saw time at left tackle for the first time in his career against Idaho after starter Josh Dworaczyk left the game, and he finished with four knockdowns in 60 snaps ... Posted 2.5 knockdowns in 66 plays versus Washington ... Opened the 2012 season with 5.5 knockdowns in 58 plays against North Texas ... Finished the 2011 season with 71.5 knockdowns in 811 plays ... Holds a career high with 10.5 knockdowns in 75 plays versus Arkansas in 2011.



**84**

**Nic Jacobs**

Tight End  
6-5 • 265 • So. • SQ  
Many, La. (Many)

**SOPHOMORE SEASON (2012)**

Has seen action in 14 career games ... Enters the 2012 season in the playing rotation along with Chase Clement at tight end ... Served as a backup tight end and special teams contributor as a redshirt freshman.

**JACOBS' CAREER RECEIVING STATS**

YEAR	G-GS	REC.	YDS.	TD	LG
2011	10-0	0	0	0	0
2012	4-0	0	0	0	0
<b>Totals</b>	<b>14-0</b>	<b>0</b>	<b>0</b>	<b>0</b>	<b>0</b>



**90**

**Anthony Johnson**

Defensive Tackle  
6-3 • 304 • So. • 1L  
New Orleans, La. (O. Perry Walker)

**SOPHOMORE SEASON (2012)**


Has played in 18 games with two starts ... Second on the team and ninth in the SEC with 4.5 TFLs through four games ... Tallied his second career sack and made 2.0 TFLs at Auburn ... Made the first start of his career against Idaho and led the team with 1.5 TFLs and added five tackles ... Earned half a tackle for a loss versus Washington ... Made his presence known against North Texas when he earned a half tackle for a loss, a PBU and a QB hurry ... Tremendous talent who will play in the defensive tackle rotation in 2012.

**CAREER HIGHS**

Total tackles: 5 vs. Idaho, 2012  
Tackles for loss: 2.0, twice (Last: at Auburn, 2012; First: at Mississippi State, 2011)  
Sacks: 1.0, twice (Last: at Auburn, 2012; First: at Mississippi State, 2011)

**JOHNSON'S CAREER DEFENSIVE STATS**

YEAR	G-GS	UT	AT	TT	TFL	SACKS	PBU	QBH	INT	FF	FR
2011	14-0	6	6	12	3.0-10	1.0-5	0	0	0	0	0
2012	4-2	7	7	14	4.5-12	1.0-6	1	1	0	0	0
<b>Totals</b>	<b>18-2</b>	<b>13</b>	<b>13</b>	<b>26</b>	<b>7.5-22</b>	<b>2.0-11</b>	<b>1</b>	<b>1</b>	<b>0</b>	<b>0</b>	<b>0</b>



**45**

**Deion Jones**

Linebacker  
6-2 • 202 • Fr. • HS  
New Orleans, La. (Jesuit)

**TRUE FRESHMAN SEASON (2012)**


Made his second career tackle for a loss at Auburn ... Posted a tackle for a loss and a quarterback hurry in his first game as a Tiger against North Texas ... Backup at the Will linebacker who sees significant action on special teams ... Highly regarded linebacker out of New Orleans ... Goes by the nickname "Debo."

**CAREER HIGHS**

Total tackles: 2, three times (Last: vs. Idaho, 2012; First: vs. North Texas, 2012)  
Tackles for loss: 1.0, twice: (Last: at Auburn, 2012; First: vs. North Texas, 2012)  
Sacks: 0

**JONES' CAREER DEFENSIVE STATS**

YEAR	G-GS	UT	AT	TT	TFL	SACKS	PBU	QBH	INT	FF	FR
2012	4-0	3	4	7	2.0-8	0	0	1	0	0	0
<b>Totals</b>	<b>4-0</b>	<b>3</b>	<b>4</b>	<b>7</b>	<b>2.0-8</b>	<b>0</b>	<b>0</b>	<b>1</b>	<b>0</b>	<b>0</b>	<b>0</b>



38

**Jamie Keehn**

**Punter**  
6-4 • 222 • Fr. • HS  
Queensland, Australia (The Rock Hampton GS)


**TRUE FRESHMAN SEASON (2012)**  
Filled in for an injured Brad Wing against North Texas and punted three times for an average 41 yards with a long of 51 and one punt inside the 20-yard line ... Did not play football in high school ... Spent time at Prokick Australia where he developed his punting ability after high school.

**KEEHN'S CAREER HIGHS**

Punts: 3 vs. North Texas, 2012  
Punting Yards: 123 vs. North Texas, 2012  
Punting Avg.: 41.0 vs. North Texas, 2012  
Long: 51 vs. North Texas, 2012

**KEEHN'S CAREER PUNTING TOTALS**

YEAR	NO.	YDS.	AVG.	LG	I20	TB	50+
2012	3	123	41.0	51	1	0	1
<b>Totals</b>	<b>3</b>	<b>123</b>	<b>41.0</b>	<b>51</b>	<b>1</b>	<b>0</b>	<b>1</b>



80

**Jarvis Landry**

**Wide Receiver**  
6-1 • 195 • So. • 1L  
Lutcher, La. (Lutcher)

**SOPHOMORE SEASON (2012)**  
LSU's leading receiver with 17 receptions and 160 receiving yards on the season ... Recovered the muffed punt in the third quarter that led to LSU's game-winning field goal at Auburn ... Scored the first touchdown of his career on a seven-yard pass from Zach Mettenberger against Idaho and finished with five catches for 35 yards ... Led all receivers with a career-high eight receptions and 82 yards against North Texas ... Will start in three wide receiver sets and will contribute heavily on special teams, including kickoff returns and coverage ... Fantastic receiver with outstanding hands, great route-running ability and solid speed.

**CAREER HIGHS**

Receptions: 8 vs. North Texas, 2012  
Yards: 82 vs. North Texas, 2012  
Long: 33 vs. North Texas, 2012  
Touchdowns: 1 vs. Idaho, 2012

**LANDRY'S CAREER RECEIVING STATS**

YEAR	G-GS	REC.	YDS.	TD	LG
2011	14-1	4	43	0	20
2012	4-0	17	160	1	33
<b>Totals</b>	<b>18-1</b>	<b>21</b>	<b>203</b>	<b>1</b>	<b>33</b>

**LANDRY'S CAREER KICKOFF RETURN STATS**

YEAR	NO.	YDS.	AVG.	TD	LG
2011	1	11	11.0	0	11
2012	1	22	22.0	0	22
<b>Totals</b>	<b>2</b>	<b>33</b>	<b>16.5</b>	<b>0</b>	<b>22</b>



18

**Bennie Logan**

**Defensive Tackle**  
6-3 • 295 • Jr. • 2L  
Coushatta, La. (Red River)

• 2012 Outland Trophy Watch List

**JUNIOR SEASON (2012)**

Tied his career high and led the team with six tackles, including 0.5 TFL, against Idaho ... Recorded a TFL and a QB hurry against Washington ... Opened the season with three tackles and a PBU against North Texas ... Starter at defensive tackle for the second straight year ... One of the leaders of the team ... Will carry on the tradition of the No. 18 jersey that goes to the player that represents the best of what it means to be an LSU Tiger by showing dedication and hard work in every aspect of being a student-athlete.

**CAREER HIGHS**

Total tackles: 6, twice (Last: vs. Idaho, 2012; First: vs. Western Kentucky, 2011)  
Tackles for loss: 3.0 at Mississippi State, 2011  
Sacks: 1.0, three times (Last: vs. Alabama, 2012 BCS National Championship Game)

**LOGAN'S CAREER DEFENSIVE STATS**

YEAR	G-GS	UT	AT	TT	TFL	SACKS	PBU	QBH	INT	FF	FR
2010	3-0	1	4	5	0.5-1	0	0	0	0	0	0
2011	14-13	22	35	57	6.5-17	3.0-13	1	1	0	1	0
2012	4-4	4	8	12	2.0-3	0	1	1	0	0	0
<b>Totals</b>	<b>21-17</b>	<b>27</b>	<b>47</b>	<b>74</b>	<b>9.0-21</b>	<b>3.0-13</b>	<b>2</b>	<b>2</b>	<b>0</b>	<b>1</b>	<b>0</b>



64

**P.J. Lonergan**


**Center**  
6-4 • 305 • Sr. • 3L  
New Orleans, La. (Rummel)

• 2012 Rimington Trophy Watch List

One of the top centers in college football in 2012 ... Is in his third season as starting center ... LSU is 25-4 in games in which he starts ... One of the strongest players ever to play at LSU as he holds the school record in the clean with a 374-pound lift ... Has a career high of 14.5 knockdowns that he recorded in the 2011 season opener against Oregon ... Played in 33 games during his career with 29 starts.

**SENIOR SEASON (2012)**

Season Totals: 204 snaps, 14 knockdowns ... Registered 5.5 knockdowns in 62 snaps at Auburn ... Tallied 2.5 knockdowns in 21 plays against Idaho ... Earned 2.5 knockdowns in 54 plays versus Washington ... Played 67 snaps and tallied 3.5 knockdowns against North Texas in the opener ... Saw action in 677 snaps with 65.5 knockdowns in 2011.



6

**Craig Loston**

**Safety**  
6-2 • 205 • Jr. • 2L  
Aldine, Texas (Eisenhower)

**JUNIOR SEASON (2012)**

Registered a tackle for a loss at Auburn ... Did not play against Idaho ... Posted six tackles against North Texas ... A hard-hitting defender who is the starter at strong safety.

**CAREER HIGHS**

Total tackles: 7 vs. Auburn, 2011  
Tackles for loss: 1, twice (Last: at Auburn, 2012; First: vs. Ole Miss, 2010)  
Interceptions: 1 vs. ULM, 2010

**LOSTON'S CAREER DEFENSIVE STATS**

YEAR	G-GS	UT	AT	TT	TFL	SACKS	PBU	QBH	INT	FF	FR
2010	13-2	12	10	22	1.0-3	0	2	0	1-11	0	0
2011	10-0	8	6	14	0	0	1	0	0	1	0
2012	3-3	6	5	11	1.0-4	0	0	0	0	0	0
<b>Totals</b>	<b>26-5</b>	<b>26</b>	<b>21</b>	<b>47</b>	<b>2.0-7</b>	<b>0</b>	<b>3</b>	<b>0</b>	<b>1-11</b>	<b>1</b>	<b>0</b>



14

**Terrence Magee**

**Wide Receiver/Running Back**  
5-9 • 212 • So. • SQ  
Franklinton, La. (Franklinton)

**SOPHOMORE SEASON (2012)**

Made his first career reception for seven yards against Idaho ... Made the transition to wide receiver during fall camp but can also line up in the backfield ... Dealt with nagging injuries a year ago but is ready to contribute more as a sophomore.

**RUSHING CAREER HIGHS**

Attempts: 12 vs. Kentucky, 2011  
Yards: 55 at Ole Miss, 2011  
Touchdowns: 1 vs. Kentucky, 2011  
Long: 35 at Ole Miss, 2011

**RECEIVING CAREER HIGHS**

Receptions: 1 vs. Idaho, 2012  
Yards: 7 vs. Idaho, 2012  
Long: 7 vs. Idaho, 2012

**MAGEE'S CAREER RUSHING STATS**

YEAR	G-GS	ATT.	YDS.	TD	LG
2011	5-0	27	133	1	35
2012	4-0	0	0	0	0
<b>Totals</b>	<b>9-0</b>	<b>27</b>	<b>133</b>	<b>1</b>	<b>35</b>

**MAGEE'S CAREER RECEIVING STATS**

YEAR	G-GS	REC.	YDS.	TD	LG
2011	5-0	0	0	0	0
2012	4-0	1	7	0	7
<b>Totals</b>	<b>9-0</b>	<b>1</b>	<b>7</b>	<b>0</b>	<b>7</b>



**26**

**Ronald Martin**

Safety  
6-1 • 202 • So. • 1L  
White Castle, La. (White Castle)

**SOPHOMORE SEASON (2012)**

Recorded two interceptions, including one he returned 45 yards for a touchdown, as well as five tackles and 0.5 TFL in his first career start against Idaho ... Opened the season against North Texas with half a tackle for a loss ... Talented athlete who heads into the 2012 season as the backup to Eric Reid at true safety ... Saw action late in the year as a true freshman.

**CAREER HIGHS**

Total tackles: 5 vs. Idaho, 2012  
Tackles for loss: 0.5, twice (Last: vs. Idaho, 2012; First: vs. North Texas, 2012)  
Interceptions: 2 vs. Idaho, 2012

**MARTIN'S CAREER DEFENSIVE STATS**

YEAR	G-GS	UT	AT	TT	TFL	SACKS	PBU	QBH	INT	FF	FR
2011	3-0	2	1	3	0	0	2	0	0	0	0
2012	4-1	5	4	9	1.0-1	0	0	0	2-45	0	0
<b>Totals</b>	<b>7-1</b>	<b>7</b>	<b>5</b>	<b>12</b>	<b>1.0-1</b>	<b>0</b>	<b>2</b>	<b>0</b>	<b>2-45</b>	<b>0</b>	<b>0</b>



**8**

**Zach Mettenberger**

Quarterback  
6-5 • 230 • Jr. • 1L  
Watkinsville, Ga. (Butler (Kan.) Comm. College)

Takes over as the starting quarterback for LSU after spending last season as the No. 3 QB ... Has developed into a team leader with a great command of the offense ... Spent one year at Georgia before transferring to Butler (Kan.)

Community College for the 2010 season ... Played one season at Butler Community College leading him team to an 11-1 record and a berth in the JUCO National Championship Game ... Has played in nine games at LSU with four starts.

**JUNIOR SEASON (2012)**

Season passing stats: 63-93 for 778 yards, 4 TDs, 2 INTs ... Finished 15-27 for 169 yards with no TDs or INTs at Auburn ... Registered his first multi-touchdown game of his LSU career, finishing 17-22 for 222 yards, two TDs and one INT against Idaho ... Completed 12-18 passes for 195 yards and a touchdown against Washington ... Made his first career start for LSU against North Texas and finished 19-26 for 192 yards with one touchdown and one interception ... His 19 completions are the second most by an LSU quarterback making his first start dating back to 1980.

**CAREER HIGHS**

Attempts: 27 at Auburn, 2012  
Completions: 19 vs. North Texas, 2012  
Yards: 222 vs. Idaho, 2012  
Touchdowns 2 vs. Idaho, 2012

**METTENBERGER'S CAREER PASSING TOTALS**

YEAR	G-GS	COMP.-ATT.-INT.	YDS.	TD	LG
2011	5-0	8-11-0	92	1	24
2012	4-4	63-93-2	778	4	46
<b>Totals</b>	<b>9-4</b>	<b>71-104-2</b>	<b>870</b>	<b>5</b>	<b>46</b>



**28**

**Jalen Mills**

Cornerback  
6-0 • 185 • Fr. • HS  
DeSoto, Texas (DeSoto)

• 2012 SEC Freshman of the Week (vs. Washington)

**TRUE FRESHMAN SEASON (2012)**


Tied for fourth in the SEC with two interceptions ... Made his second interception in as many games and tied for the team lead in tackles with six against Idaho ... Earned SEC Freshman of the Week honors after he made his first career interception and finished with seven tackles and a PBU against Washington ... Earned his first start against North Texas and tallied four tackles ... Showed tremendous ability to pick up the defense and make plays in fall camp ... Took over as a starting cornerback after the dismissal of Tyrann Mathieu.

**CAREER HIGHS**

Total tackles: 7 vs. Washington, 2012  
Interceptions: 1, twice (Last: vs. Idaho, 2012; First: vs. Washington, 2012)  
Pass Breakups: 1 vs. Washington, 2012

**MILLS' CAREER DEFENSIVE STATS**

YEAR	G-GS	UT	AT	TT	TFL	SACKS	PBU	QBH	INT	FF	FR
2012	4-4	13	6	19	0	0	1	0	2-18	0	0
<b>Totals</b>	<b>4-4</b>	<b>13</b>	<b>6</b>	<b>19</b>	<b>0</b>	<b>0</b>	<b>1</b>	<b>0</b>	<b>2-18</b>	<b>0</b>	<b>0</b>



**49**

**Barkevious Mingo**

Defensive End  
6-5 • 240 • Jr. • 2L  
West Monroe, La. (West Monroe)

- 2012 Bednarik Award Watch List
- 2012 Nagurski Watch List
- 2012 Lombardi Award Watch List
- 2012 Ted Hendricks Award Watch List

One of the top defensive ends in the country with exceptional quickness and tenacity to get to the quarterback ... Tremendous leadership qualities and was honored with the Tigers' most prestigious spring award in 2012, the Jimmy Taylor Award for outstanding leadership, effort and performance ... Has tallied 21.5 tackles for a loss in his career ... Has played in 31 games with seven starts.

**JUNIOR SEASON (2012)**

Credited with three QB hurries at Auburn ... Earned a PBU and a QB hurry versus Washington ... Made his sixth career start against North Texas and tallied six tackles, one TFL and one QB hurry ... Is the full-time starter at left defensive end after splitting time with Kendrick Adams in 2011.

**CAREER HIGHS**

Total tackles: 8 vs. Western Kentucky, 2011  
Tackles for loss: 3.0 vs. Arkansas, 2011  
Sacks: 2.0, twice (Last: vs. Arkansas, 2011; First: vs. Auburn, 2011)

**MINGO'S CAREER DEFENSIVE STATS**

YEAR	G-GS	UT	AT	TT	TFL	SACKS	PBU	QBH	INT	FF	FR
2010	13-1	18	17	35	5.5-41	2.5-21	6	4	0	2	1-0
2011	14-4	21	25	46	15.0-93	8.0-60	2	11	0	1	0
2012	4-2	4	5	9	1.0-4	0	1	5	0	0	0
<b>Totals</b>	<b>31-7</b>	<b>43</b>	<b>47</b>	<b>90</b>	<b>21.5-138</b>	<b>10.5-81</b>	<b>9</b>	<b>20</b>	<b>0</b>	<b>3</b>	<b>1-0</b>



**46**

**Kevin Minter**

Linebacker  
6-2 • 245 • Jr. • 2L  
Suwanee, Ga. (Peachtree Ridge)

• 2012 Butkus Award Watch List

**JUNIOR SEASON (2012)**

Leads the team with 25 total tackles and ranks 10th in the SEC with 4.0 tackles for a loss ... Posted four solo tackles and one TFL at Auburn ... Tied for the team lead with six tackles against Idaho and added 1.5 TFLs ... Tallied nine tackles, 0.5 TFLs and two PBUs against Washington ... Compiled six tackles, one tackle for a loss and one PBU against North Texas ... Starting middle linebacker for the second straight year ... Leader of an otherwise young group of linebackers.

**CAREER HIGHS**

Total tackles: 11 vs. Western Kentucky, 2011  
Tackles for loss: 1.5 vs. Idaho, 2012  
Sacks: 1.0 vs. Alabama, 2012 BCS National Championship Game

**MINTER'S CAREER DEFENSIVE STATS**

YEAR	G-GS	UT	AT	TT	TFL	SACKS	PBU	QBH	INT	FF	FR
2010	11-0	5	10	15	0	0	0	0	0	0	0
2011	14-11	21	40	61	3.5-15	1.0-7	1	0	0	1	1-0 (TD)
2012	4-4	11	14	25	4.0-10	0	3	0	0	0	0
<b>Totals</b>	<b>29-15</b>	<b>37</b>	<b>64</b>	<b>101</b>	<b>7.5-25</b>	<b>1.0-7</b>	<b>4</b>	<b>0</b>	<b>0</b>	<b>1</b>	<b>1-0 (TD)</b>



**99**  
**Sam Montgomery**  
 Defensive End  
 6-5 • 260 • Jr. • 2L  
 Greenwood, S.C. (Greenwood)

- 2012 SEC Defensive Player of the Week (at Auburn)
- 2012 SEC Co-Defensive Lineman of the Week (vs. Wash.)
- 2012 Bednarik Award Watch List
- 2012 Nagurski Award Watch List
- 2012 Lombardi Award Watch List
- 2012 Ted Hendricks Award Watch List

One of college football's most dominant defensive ends ... A returning first-team All-American who teams with Barkevious Mingo to form one of the nation's most terrorizing defensive end tandems ... Has tallied 25.5 tackles for a loss and 13.0 sacks in his career ... Has played in 23 games with 19 starts.

**JUNIOR SEASON (2012)**

Ranks fourth in the SEC in tackles for a loss with 6.0 ... Earned SEC Defensive Player of the Week honors after he set a career high with 3.5 TFLs, including a sack, at Auburn and scored the first points of the game when he was credited with a safety after tackling an Auburn running back in the endzone ... Tallied one tackle for a loss against Idaho ... Picked up SEC Co-Defensive Lineman of the Week recognition after he provided constant pressure on Washington, finishing with three QB hurries, one sack and 1.5 TFL ... Appeared in the opener against North Texas but did not record a statistic ... Listed as the starting right defensive end.

**CAREER HIGHS**

Total tackles: 6, five times (Last: at Alabama, 2011)  
 Tackles for loss: 3.5 at Auburn, 2012  
 Sacks: 2.0 at Alabama, 2011

**MONTGOMERY'S CAREER DEFENSIVE STATS**

YEAR	G-GS	UT	AT	TT	TFL	SACKS	PBU	QBH	INT	FF	FR
2010	5-5	6	12	18	6.0-25	2.0-16	0	0	0	0	0
2011	14-11	23	26	49	13.5-63	9.0-55	0	1	0	1	0
2012	4-3	5	6	11	6.0-20	2.0-8	0	3	0	0	0
<b>Totals</b>	<b>23-19</b>	<b>34</b>	<b>44</b>	<b>78</b>	<b>25.5-108</b>	<b>13.0-79</b>	<b>0</b>	<b>4</b>	<b>0</b>	<b>1</b>	<b>0</b>



**52**  
**Luke Muncie**  
 Linebacker  
 6-3 • 210 • Jr. • 2L  
 Klein, Texas (Oak)

**JUNIOR SEASON (2012)**


Registered the first interception of his career at Auburn ... Recorded a tackle for a loss versus Washington ... Made the first start of his career against North Texas and tallied a career-high four tackles ... Talented linebacker who is the starting Sam linebacker ... Stood out on special teams coverage as a sophomore ... Seen action in 22 career games.

**CAREER HIGHS**

Total tackles: 4 vs. North Texas, 2012  
 Tackles for loss: 1.0 vs. Washington, 2012  
 Sacks: 0  
 Interceptions: 1 at Auburn, 2012

**MUNCIE'S CAREER DEFENSIVE STATS**

YEAR	G-GS	UT	AT	TT	TFL	SACKS	PBU	QBH	INT	FF	FR
2010	6-0	0	2	2	0	0	0	0	0	0	0
2011	14-0	6	7	13	0.5-0	0	1	0	0	0	0
2012	4-4	5	4	9	1.0-2	0	0	0	1-0	0	0
<b>Totals</b>	<b>24-4</b>	<b>11</b>	<b>13</b>	<b>24</b>	<b>1.5-2</b>	<b>0</b>	<b>1</b>	<b>0</b>	<b>1-0</b>	<b>0</b>	<b>0</b>



**43**  
**Connor Neighbors**  
 Fullback  
 5-11 • 236 • So. • SQ  
 Huntsville, Ala. (Huntsville)

**SOPHOMORE SEASON (2012)**

Played in nine games during his career with no starts ... Made his first career carry against Washington and picked up five yards ... Backup fullback behind

J.C. Copeland ... Good blocker who is extremely strong and aggressive.

**NEIGHBORS' CAREER RUSHING STATS**

YEAR	G-GS	ATT.	YDS.	TD	LG
2010	1-0	0	0	0	0
2011	4-0	0	0	0	0
2012	4-0	1	5	0	5
<b>Totals</b>	<b>9-0</b>	<b>1</b>	<b>5</b>	<b>0</b>	<b>5</b>



**35**  
**Lorenzo Phillips**  
 Linebacker  
 6-2 • 215 • Fr. • HS  
 Patterson, La. (Patterson)

**TRUE FRESHMAN SEASON (2012)**

Made his first appearance as a Tiger against North Texas but did not record a stat ... Another in a group of athletic freshmen linebackers ... Listed as third

string at the Will linebacker spot.

**PHILLIPS' CAREER DEFENSIVE STATS**

YEAR	G-GS	UT	AT	TT	TFL	SACKS	PBU	QBH	INT	FF	FR
2012	3-0	0	0	0	0	0	0	0	0	0	0
<b>Totals</b>	<b>3-0</b>	<b>0</b>	<b>0</b>	<b>0</b>	<b>0</b>	<b>0</b>	<b>0</b>	<b>0</b>	<b>0</b>	<b>0</b>	<b>0</b>



**55**  
**Elliott Porter**  
 Center  
 6-4 • 300 • So. • SQ  
 Waggaman, La. (Kentucky)

**SOPHOMORE SEASON (2012)**

Season Totals: 64 snaps, 4 knockdowns ... Came in for P.J. Lonergan on the first drive of the game at Auburn and played eight snaps with one

knockdown ... Made his first career start at center against Idaho and made two knockdowns in 39 snaps ... Saw action at center in 15 plays and recorded one knockdown against Washington ... Played his first snaps as a Tiger late in the opener against North Texas ... Established himself as the backup at center entering the season ... Transferred to LSU in 2011 after enrolling at Kentucky as a freshman in 2010 ... Sat out the 2011 season due to NCAA transfer rules.



**59**  
**Jermauria Rasco**  
 Defensive Line  
 6-3 • 255 • So. • 1L  
 Shreveport, La. (Evangel Christian)

**SOPHOMORE SEASON (2012)**

Posted 0.5 TFL against Idaho ... Forced a fumble and made a tackle for a loss against North Texas in the opener ... Will rotate in to the game behind

Barkevious Mingo at defensive end ... Gifted pass rusher who is extremely athletic.

**CAREER HIGHS**

Total tackles: 4 vs. Florida, 2011  
 Tackles for loss: 1.0, four times (Last: vs. North Texas, 2012)  
 Sacks: 1.0, twice (Last: vs. Georgia, 2011; First: vs. Auburn, 2011)

**RASCO'S CAREER DEFENSIVE STATS**

YEAR	G-GS	UT	AT	TT	TFL	SACKS	PBU	QBH	INT	FF	FR
2011	9-0	10	7	17	3.5-21	2.0-17	0	0	0	0	0
2012	4-0	1	2	3	1.5-2	0	0	0	0	1	0
<b>Totals</b>	<b>13-0</b>	<b>11</b>	<b>9</b>	<b>20</b>	<b>5.0-23</b>	<b>2.0-17</b>	<b>0</b>	<b>0</b>	<b>0</b>	<b>1</b>	<b>0</b>



# 1 Eric Reid

Safety  
6-2 • 212 • Jr. • 2L  
Geismar, La. (Dutchtown)

- 2012 Bednarik Watch List
- 2012 Nagurski Award Watch List
- 2012 Thorpe Award Watch List

One of the nation's premier safeties who is a leader on and off the field for the Tigers ... A strong athlete who uses his size and instincts on the field to put himself in a position to make plays ... Tied for the team lead in tackles with 76 in 2011 ... Named to the watch list for several distinguished postseason awards ... Has made 20 starts in 30 games played.

### JUNIOR SEASON (2012)


Ranks ninth in the SEC with four passes defended, an average of one a game ... Led the team with seven tackles, including one TFL, at Auburn ... Tallied another PBU with four tackles against Idaho ... Recorded a PBU against Washington ... Posted seven tackles, an interception and a PBU against North Texas ... Starter at free safety for the second straight season.

### CAREER HIGHS

Total tackles: 11 vs. Alabama, 2012 BCS National Championship Game  
Tackles for loss: 1.0, four times (Last: at Auburn, 2012)  
Interceptions: 1, five times (Last: vs. North Texas, 2012)

### REID'S CAREER DEFENSIVE STATS

YEAR	G-GS	UT	AT	TT	TFL	SACKS	PBU	QBH	INT	FF	FR
2010	13-3	14	18	32	1.5-2	0	1	0	2-65	0	0
2011	13-13	53	23	76	2.0-10	0	3	0	2-10	2	1-3
2012	4-4	10	10	20	1.0-1	0	3	0	1-0	0	0
<b>Totals</b>	<b>30-20</b>	<b>77</b>	<b>51</b>	<b>128</b>	<b>4.5-13</b>	<b>0</b>	<b>7</b>	<b>0</b>	<b>5-75</b>	<b>2</b>	<b>1-3</b>



# 17 Stephen Rivers

Quarterback  
6-8 • 225 • Fr. • RS  
Athens, Ala. (Athens)

### REDSHIRT FRESHMAN SEASON (2012)


Threw the first pass of his career against Idaho but it was incomplete ... Saw his first action as a Tiger against North Texas, rushed for two yards and did not throw a pass ... Talented quarterback who is the backup at quarterback behind Zach Mettenberger ... Comes from a great football family as the son of a high school football coach and brother of San Diego Chargers quarterback Philip Rivers ... Has gained over 30 pounds since joining the Tigers a year ago ... Nicknamed "Moon" as in Moon River by quarterback coach Steve Kragthorpe.

### CAREER HIGHS

Attempts: 1 vs. Idaho, 2012  
Completions: 0  
Yards: 0  
Touchdowns: 0

### RIVERS' CAREER PASSING TOTALS

YEAR	G-GS	COMP.-ATT.-INT.	YDS.	TD	LG
2012	3-0	0-1-0	0	0	0
<b>Totals</b>	<b>3-0</b>	<b>0-1-0</b>	<b>0</b>	<b>0</b>	<b>0</b>



# 39 Jerquinick Sandolph

Safety  
6-2 • 190 • Fr. • HS  
Boutte, La. (Hahnville)

### TRUE FRESHMAN SEASON (2012)

Picked up two tackles against Idaho ... Made his first career appearance as a Tiger against North Texas and saw extensive action on special teams ...

Talented defensive back who projects as a safety at LSU.

### SANDOLPH'S CAREER DEFENSIVE STATS

YEAR	G-GS	UT	AT	TT	TFL	SACKS	PBU	QBH	INT	FF	FR
2012	3-0	1	1	2	0	0	0	0	0	0	0
<b>Totals</b>	<b>3-0</b>	<b>1</b>	<b>1</b>	<b>2</b>	<b>0</b>	<b>0</b>	<b>0</b>	<b>0</b>	<b>0</b>	<b>0</b>	<b>0</b>



# 10 Russell Shepard

Wide Receiver  
6-1 • 195 • Sr. • 3L  
Houston, Texas (Cypress Ridge)

Multi-threat player who has settled in at wide receiver ... Senior leader of a talented group of receivers ... Lined up at three positions - quarterback, running back, and wide receiver - during his first two years with the Tigers ... Came to LSU as the nation's top dual-threat quarterback as a senior in high school in 2008 ... Played in 40 games during his career, starting 14 times.

### SENIOR SEASON (2012)

Set a career high with 68 yards receiving on three catches against Idaho and added 24 rushing yards on three carries ... Made one catch for 11 yards against North Texas ... Listed behind Odell Beckham Jr. at the X position.

### CAREER RECEIVING HIGHS

Receptions: 7 vs. McNeese State, 2010  
Yards: 68 vs. Idaho, 2012  
Touchdowns: 1, five times (Last: vs. Arkansas, 2011)  
Long: 37 vs. Florida, 2011

### CAREER RUSHING HIGHS


Attempts: 7 at Vanderbilt, 2010  
Yards: 71 vs. Auburn, 2009  
Touchdowns: 1, four times (Last: at Vanderbilt, 2010)  
Long: 69 vs. Auburn, 2009

### SHEPARD'S CAREER RECEIVING STATS

YEAR	G-GS	REC.	YDS.	TD	LG
2009	12-0	5	34	0	13
2010	13-9	33	249	1	22
2011	11-4	14	190	4	37
2012	4-1	4	79	0	33
<b>Totals</b>	<b>40-14</b>	<b>56</b>	<b>552</b>	<b>5</b>	<b>37</b>

### SHEPARD'S CAREER RUSHING TOTALS

YEAR	G-GS	ATT.	YDS.	TD	LG
2009	12-0	45	294	2	69
2010	13-9	32	226	2	50
2011	11-4	7	52	0	18
2012	4-1	6	26	0	18
<b>Totals</b>	<b>40-14</b>	<b>90</b>	<b>598</b>	<b>4</b>	<b>69</b>



# 24 Tharold Simon

Cornerback  
6-3 • 193 • Jr. • 2L  
Eunice, La. (Eunice)

### JUNIOR SEASON (2012)

Recorded his first interception of the season and fourth of his career at Auburn on the final play of the game to seal LSU's win ... Tallied a PBU versus Washington ... Made his third career start against North Texas ... Exceptional cover corner with great size and quickness who ranks among the best in the SEC ... Takes over for the departed Morris Claiborne as the full-time starter at corner.


### CAREER HIGHS

Total tackles: 8, twice (Last: at Mississippi State, 2011)  
Tackles for loss: 1.0, twice (Last: at West Virginia, 2011)  
PBUs: 3 vs. Oregon, 2011  
Interceptions: 1, four times (Last: at Auburn, 2012)

### SIMON'S CAREER DEFENSIVE STATS

YEAR	G-GS	UT	AT	TT	TFL	SACKS	PBU	QBH	INT	FF	FR
2010	8-0	3	6	9	0	0	3	0	1-0	0	0
2011	13-2	30	12	42	2.5-5	0	10	1	2-(-2)	1	0
2012	4-4	7	5	12	0	0	1	0	1-6	0	0
<b>Totals</b>	<b>25-6</b>	<b>40</b>	<b>23</b>	<b>63</b>	<b>2.5-5</b>	<b>0</b>	<b>14</b>	<b>1</b>	<b>4-4</b>	<b>1</b>	<b>0</b>





12

**Corey Thompson**

Safety  
6-2 • 210 • Fr. • HS  
Missouri City, Texas (Fort Bend Elkins)

**TRUE FRESHMAN SEASON (2012)**

Made the first tackles of his career against Washington ... Saw his first career action against North Texas ... Will see playing time at safety and special teams ... An aggressive and physical defensive player that is versatile and quick on the pursuit.

**THOMPSON'S CAREER DEFENSIVE STATS**

YEAR	G-GS	UT	AT	TT	TFL	SACKS	PBU	QBH	INT	FF	FR
2012	4-0	2	1	3	0	0	0	0	0	0	0
<b>Totals</b>	<b>4-0</b>	<b>2</b>	<b>1</b>	<b>3</b>	<b>0</b>	<b>0</b>	<b>0</b>	<b>0</b>	<b>0</b>	<b>0</b>	<b>0</b>



11

**Spencer Ware**

Running Back  
5-11 • 225 • Jr. • 2L  
Cincinnati, Ohio (Princeton)

**JUNIOR SEASON (2012)**

Led the team with 90 rushing yards on 16 carries and added two catches for 44 yards at Auburn ... Did not play against Idaho ... Rushed eight times for 38 yards and threw an incomplete pass against Washington ... Will be limited early on after being injured much of fall camp ... The most experienced running back on the squad with appearances in 27 games and 10 career starts.

**CAREER RUSHING HIGHS**

Attempts: 26 vs. Oregon, 2011  
Yards: 109 vs. Florida, 2011  
Touchdowns: 2, twice (Last: vs. Florida, 2011)  
Long: 35 at Ole Miss, 2011

**CAREER RECEIVING HIGHS**


Receptions: 3, twice (Last: at West Virginia, 2011)  
Yards: 44 at Auburn, 2012  
Touchdowns: 1 at Tennessee, 2011  
Long: 33 at Auburn, 2012

**WARE'S CAREER RUSHING STATS**

YEAR	G-GS	ATT.	YDS.	TD	LG
2010	11-0	24	175	1	26
2011	13-10	177	707	8	35
2012	3-0	24	128	0	30
<b>Totals</b>	<b>27-10</b>	<b>225</b>	<b>1,010</b>	<b>9</b>	<b>35</b>

**WARE'S CAREER RECEIVING STATS**

YEAR	G-GS	REC.	YDS.	TD	LG
2010	11-0	10	101	0	29
2011	13-10	11	73	1	13
2012	3-0	3	53	0	33
<b>Totals</b>	<b>27-10</b>	<b>24</b>	<b>227</b>	<b>1</b>	<b>33</b>




74

**Josh Williford**

Guard  
6-7 • 332 • Jr. • 2L  
Dothan, Ala. (Houston Academy)

**JUNIOR SEASON (2012)**

Played in 29 games during his career, starting 17 times (16 at right guard, 1 at left guard) ... Season Totals: 262 snaps, 23.5 knockdowns ... Led the team for the second-straight game with 6.5 knockdowns in 70 plays at Auburn ... Led the team with six knockdowns in 59 snaps against Idaho ... Produced 3.5 knockdowns in 66 snaps versus Washington ... Started at right guard against North Texas and led all offensive linemen with 7.5 knockdowns in 67 snaps ... Holds a career high of 8.5 knockdowns he earned against Florida in 2011 ... Played 511 snaps with 42 knockdowns in 2011 ... Tallied 23 knockdowns in 249 offensive snaps in 2010.



38

**Brad Wing**

Punter  
6-3 • 197 • So. • 1L  
Melbourne, Australia (Parkview Baptist)

• 2012 Ray Guy Award Watch List

One of the nation's elite punters ... A left-footed punter who can boot it with either foot ... A product of Australian Rules football ... In 2011 became only the second LSU player in history to earn first-team All-America honors as a punter ... Ranks first in LSU career punting average at 44.6 yards a punt ... Has placed 34 of his 75 career punts (45 percent) inside the opponent's 20-yard line with only eight touchbacks.

**SOPHOMORE SEASON (2012)**

Ranks third in the SEC with an average of 45.4 yards a punt and is tied for the SEC lead with seven punts inside the opponent's 20-yard line ... Placed three punts inside the 20 with a long of 60 and 42.2-yard average at Auburn ... Averaged 45.2 yards a punt on five punts against Idaho, placing three inside the 20 ... Set a career high with a 54.3-yard average on three punts against Washington, placing one inside the 20 with a long of 62 ... Missed the season opener with a minor injury.

**WING'S CAREER HIGHS**

Punts: 9 vs. Alabama, 2012 BCS National Championship Game  
Punting Yards: 411 vs. Alabama, 2012 BCS National Championship Game  
Punting Avg.: 54.3 vs. Washington, 2012  
Long: 73 at Alabama, 2011

**WING'S CAREER PUNTING TOTALS**

YEAR	NO.	YDS.	AVG.	LG	I20	TB	50+
2011	59	2,618	44.4	73	27	5	20
2012	16	727	45.4	62	7	3	5
<b>Totals</b>	<b>75</b>	<b>3,345</b>	<b>44.6</b>	<b>73</b>	<b>34</b>	<b>8</b>	<b>25</b>



82

**James Wright**

Wide Receiver  
6-2 • 203 • Jr. • 2L  
Belle Chasse, La. (Belle Chasse)

**JUNIOR SEASON (2012)**

Made three catches for 25 yards at Auburn ... Did not play against Idaho ... Set a career high with five receptions for 75 yards against Washington ... Earned his third career start and made two catches for 15 yards against North Texas ... Listed as the starting X receiver for the Tigers ... One of the best blocking receivers on the team.

**CAREER HIGHS**

Receptions: 5 vs. Washington, 2012  
Yards: 75 vs. Washington, 2012  
Touchdowns: 0  
Long: 23 vs. Washington, 2012

**WRIGHT'S CAREER RECEIVING STATS**

YEAR	G-GS	REC.	YDS.	TD	LG
2010	12-0	2	21	0	13
2011	14-2	5	41	0	13
2012	3-3	10	115	0	23
<b>Totals</b>	<b>29-5</b>	<b>17</b>	<b>177</b>	<b>0</b>	<b>23</b>

## THE LAST TIME LSU ... (ALL GAMES)

### Scoring

Scored 30 or more points .....	63 vs. Idaho (9/15/12)
Scored 40 or more points .....	63 vs. Idaho (9/15/12)
Scored 50 or more points .....	63 vs. Idaho (9/15/12)
Scored 60 or more points .....	63 vs. Idaho (9/15/12)
Scored 70 or more points .....	70 vs. Arkansas State (10/12/90)

### Total Offense

Had more than 400 total yards .....	472 vs. Idaho (9/15/12)
Had more than 450 total yards .....	472 vs. Idaho (9/15/12)
Had more than 500 total yards .....	508 vs. North Texas (9/1/12)
Had more than 550 total yards .....	595 vs. Louisiana Tech (11/10/07)
Had more than 600 total yards .....	653 vs. Louisiana Tech (11/1/03)
Had more than 650 total yards .....	653 vs. Louisiana Tech (11/1/03)
Had more than 700 total yards .....	746 vs. Rice (9/24/77)

### Rushing Offense

Rushed for 150 or more yards .....	182 at Auburn (9/22/12)
Rushed for 200 or more yards .....	250 vs. Idaho (9/15/12)
Rushed for 250 or more yards .....	250 vs. Idaho (9/15/12)
Rushed for 300 or more yards .....	316 vs. North Texas (9/1/12)
Rushed for 350 or more yards .....	353 at Ole Miss (11/19/11)
Rushed for 400 or more yards .....	400 vs. Kentucky (11/1/97)
Rushed for 425 or more yards .....	433 vs. Houston (9/7/96)
Rushed for 500 or more yards .....	503 vs. Oregon (10/22/77)

### Passing Offense

Passed for 250 or more yards .....	258 vs. Ole Miss (11/20/10)
Passed for 300 or more yards .....	309 vs. Georgia (10/25/08)
Passed for 350 or more yards .....	388 at Alabama (11/3/07)
Passed for 400 or more yards .....	444 vs. Illinois (1/1/02 - Sugar Bowl)
Passed for 450 or more yards .....	528 at Alabama (11/3/01)
Passed for 500 or more yards .....	528 at Alabama (11/3/01)

### Scoring Defense

Allowed 0 points .....	0 vs. UL-Monroe (11/13/10)
Allowed 3 or fewer points .....	3 vs. Washington (9/8/12)
Allowed 7 or fewer points .....	3 vs. Washington (9/8/12)
Allowed 10 or fewer points .....	10 at Auburn (9/22/12)
Allowed 14 or fewer points .....	10 at Auburn (9/22/12)

### Total Defense

Allowed fewer than 75 total yards .....	70 vs. UL-Lafayette (10/5/02)
Allowed fewer than 100 total yards .....	95 vs. Northwestern State (9/10/11)
Allowed fewer than 125 total yards .....	95 vs. Northwestern State (9/10/11)
Allowed fewer than 150 total yards .....	95 vs. Northwestern State (9/10/11)
Allowed fewer than 175 total yards .....	155 vs. Kentucky (10/1/11)
Allowed fewer than 200 total yards .....	183 at Auburn (9/22/12)
Allowed fewer than 225 total yards .....	183 at Auburn (9/22/12)
Allowed fewer than 250 total yards .....	183 at Auburn (9/22/12)
Allowed fewer than 275 total yards .....	183 at Auburn (9/22/12)
Allowed fewer than 300 total yards .....	183 at Auburn (9/22/12)

### Rushing Defense

Allowed 0 or fewer yards .....	-4 vs. Northwestern State (9/10/11)
Allowed 10 or fewer yards .....	-4 vs. Northwestern State (9/10/11)
Allowed 20 or fewer yards .....	-4 vs. Northwestern State (9/10/11)
Allowed 30 or fewer yards .....	26 vs. Washington (9/8/12)
Allowed 40 or fewer yards .....	39 vs. Idaho (9/15/12)
Allowed 50 or fewer yards .....	39 vs. Idaho (9/15/12)
Allowed 60 or fewer yards .....	39 vs. Idaho (9/15/12)
Allowed 70 or fewer yards .....	39 vs. Idaho (9/15/12)
Allowed 80 or fewer yards .....	39 vs. Idaho (9/15/12)
Allowed 90 or fewer yards .....	86 at Auburn (9/22/12)
Allowed 100 or fewer yards .....	86 at Auburn (9/22/12)

## THE LAST TIME LSU ... (ALL GAMES)

### Passing Defense

Allowed 0 passing yards .....	0 vs. Alabama (11/6/71)
Allowed 50 or fewer yards .....	47 at Ole Miss (11/19/11)
Allowed 100 or fewer yards .....	97 at Auburn (9/22/12)
Allowed 150 or fewer yards .....	97 at Auburn (9/22/12)
Allowed 175 or fewer yards.....	97 at Auburn (9/22/12)
Allowed 200 or fewer yards .....	97 at Auburn (9/22/12)

### Individual Rushing

Had a player rush for 100 or more yards .....	116 by Kenny Hilliard vs. Idaho (9/15/12)
Had a player rush for 150 or more yards .....	159 by Stevan Ridley vs. Vanderbilt (9/11/10)
Had a player rush for 200 or more yards.....	250 by Alley Broussard vs. Ole Miss (11/20/04)
Had a player rush for 225 or more yards .....	250 by Alley Broussard vs. Ole Miss (11/20/04)
Had a player rush for 2 or more TDs .....	2 by Kenny Hilliard and Jeremy Hill vs. Idaho (9/15/12)
Had a player rush for 3 or more TDs .....	3 by Stevan Ridley vs. Ole Miss (11/20/10)
Had a player rush for 4 or more TDs .....	4 by Domanick Davis vs. Illinois (1/1/02 - Sugar Bowl)
Had a player rush for 5 or more TDs .....	5 by Kevin Faulk at Kentucky (11/1/97)

### Individual Passing

Had a player pass for 200 or more yards.....	222 by Zach Mettenberger vs. Auburn (9/15/12)
Had a player pass for 250 or more yards .....	254 by Jordan Jefferson vs. Ole Miss (11/20/10)
Had a player pass for 300 or more yards.....	353 by Matt Flynn at Alabama (11/3/07)
Had a player pass for 350 or more yards.....	353 by Matt Flynn at Alabama (11/3/07)
Had a player pass for 400 or more yards .....	444 by Rohan Davey vs. Illinois (1/1/02 - Sugar Bowl)
Had a player pass for 450 or more yards.....	528 by Rohan Davey at Alabama (11/3/01)
Had a player pass for 500 or more yards .....	528 by Rohan Davey at Alabama (11/3/01)
Had a player pass for 2 or more TDs .....	2 by Jarrett Lee vs. Auburn (10/22/11)
Had a player pass for 3 or more TDs.....	3 by Jarrett Lee at Tennessee (10/15/11)
Had a player pass for 4 or more TDs.....	4 by Matt Flynn vs. Ohio State (1/7/08 - BCS Championship)
Had a player complete 20 passes.....	21 by Jarrett Lee at Mississippi State (9/15/11)
Had a player complete 25 passes .....	31 by Rohan Davey vs. Illinois (1/1/02 - Sugar Bowl)
Had a player complete 30 passes.....	31 by Rohan Davey vs. Illinois (1/1/02 - Sugar Bowl)
Had a player complete 35 passes .....	35 by Rohan Davey at Alabama (11/3/02)
Had a player complete 15 straight passes .....	17 by Rohan Davey vs. Arkansas-6 (11/26/99), vs. Western Carolina-11 (9/2/00)
.....	17 by Matt Mauck vs. Arizona-11(9/6/03), vs. Western Illinois-6 (9/13/03)
Had a player throw 30 passes.....	37 by Jordan Jefferson at Ole Miss (11/21/09)
Had a player throw 35 passes.....	37 by Jordan Jefferson at Ole Miss (11/21/09)
Had a player throw 40 passes .....	47 by Matt Flynn vs. Arkansas (11/23/07)
Had a player throw 45 passes .....	47 by Matt Flynn vs. Arkansas (11/23/07)
Had a player throw 50 passes .....	53 by Rohan Davey vs. Illinois (1/1/02 - Sugar Bowl)

### Individual Receiving

Had a player with 10 or more receptions in a game.....	12 by Brandon LaFell vs. Troy (11/15/08)
Had a player with 11 or more receptions in a game .....	12 by Brandon LaFell vs. Troy (11/15/08)
Had a player with 12 or more receptions in a game .....	12 by Brandon LaFell vs. Troy (11/15/08)
Had a player with 13 or more receptions in a game .....	14 by Josh Reed vs. Illinois (1/1/02 - Sugar Bowl)
Had a player with 14 or more receptions in a game .....	14 by Josh Reed vs. Illinois (1/1/02 - Sugar Bowl)
Had a player with 15 or more receptions in a game .....	19 by Josh Reed at Alabama (11/3/01)
Had a player receive 100 or more yards.....	134 by Rueben Randle vs. Arkansas (11/25/11)
Had a player receive 150 or more yards .....	162 by Michael Clayton vs. Western Illinois (9/13/03)
Had a player receive 200 or more yards .....	201 by Devery Henderson at Kentucky (11/9/02)
Had a player receive 250 or more yards.....	293 by Josh Reed at Alabama (11/3/01)
Had a player receive for 2 or more TDs .....	2 by Rueben Randle vs. Auburn (10/22/11)
Had a player receive for 3 or more TDs .....	3 by Terrence Toliver vs. Texas A&M (1/7/11 - Cotton Bowl)
Had a player receive for 4 or more TDs .....	4 by Tony Moss vs. Ohio University (9/30/89)
Had a player receive for 5 or more TDs .....	5 by Carlos Carson vs. Rice (9/24/77)

## THE LAST TIME LSU ... (ALL GAMES)

### Games against Ranked Teams

Beat a top 25 team .....	#12 Georgia, 42-10, in SEC Championship Game in Atlanta (12/3/11)
Beat a top 10 team .....	#3 Arkansas, 41-17, in Baton Rouge (11/25/11)
Beat a top 5 team .....	#3 Arkansas, 41-17, in Baton Rouge (11/25/11)
Beat an FBS No. 1 team (AP or Coaches Poll) .....	#1 Ohio State, 38-24 (1/7/08 - BCS Championship Game)
Beat an FBS No. 1 team (AP or Coaches Poll) at home .....	#1 Florida, 28-21 (10/11/97)
Beat a ranked opponent at home .....	#3 Arkansas, 41-17 (11/25/11)
Beat a ranked opponent on the road .....	#2 Alabama, 9-6, in Tuscaloosa (11/5/11)
Beat a ranked opponent at a neutral site .....	#12 Georgia, 42-10, in SEC Championship Game in Atlanta (12/3/11)
Beat back-to-back ranked opponents .....	#3 Arkansas, 41-17 in Baton Rouge (11/25/11) and #12 Georgia, 42-10, in SEC Championship Game (12/3/11)
Beat a ranked team in three straight games .....	11/23 - 1/1/02 vs. #22 Arkansas, #24 Auburn, #2 Tennessee (SEC CG), #7 Illinois (Sugar Bowl)
Beat a ranked team in four straight games .....	11/23 - 1/1/02 vs. #22 Arkansas, #24 Auburn, #2 Tennessee (SEC CG), #7 Illinois (Sugar Bowl)
Lost to a ranked opponent at home.....	#1 Florida, 13-13 (10/10/09)
Lost to a ranked opponent on the road .....	#12 Arkansas, 31-23 (11/27/10)
Lost to a ranked opponent at a neutral site.....	#2 Alabama, 21-0, in BCS Championship Game (1/9/12)
Lost to an unranked opponent at home .....	Ole Miss, 31-13 (11/22/08)
Lost to an unranked opponent on the road .....	at Ole Miss, 25-23 (11/21/09)

### Special Situations

Won on the last play of the game.....	at #2 Alabama (9-6, 11/5/11); Drew Alleman 25-yard field goal in overtime
Lost on the last play of the game .....	#1 Alabama, 27-21 OT (11/8/08); 1-yard run by QB John Parker Wilson in overtime
Came back and won from 10 or more down in 4th quarter .....	Troy, 40-31 (11/15/08); down 31-10 entering 4th quarter
Lost when leading by 10 or more in 4th quarter .....	Tennessee, 30-27 OT (9/26/05); led 24-7 entering fourth quarter
Lost when leading by 20 points or more .....	Tennessee, 30-27 OT (9/26/05); led 21-0 at halftime
Scored on the first play from scrimmage .....	Jordan Jefferson, 83-yard run vs. Tennessee (10/2/10)
A QB caught a pass on a designed play .....	Matt Flynn (35-yards from WR Early Doucet) at Alabama (11/3/07)
A RB threw a TD pass on a designated play .....	Spencer Ware (39 yards to Rueben Randle for a TD) at Auburn (10/23/10)
Had two RB rush for at least 100 yards each .....	Kenny Hilliard (141 yds) and Alfred Blue (123 yds) vs. North Texas (9/1/12)

### Returns/Special Teams/Defense

Returned a KO for a TD.....	Morris Claiborne, 99 yards at West Virginia (9/24/11)
Returned a Punt for a TD .....	Odell Beckham, Jr. 70 yards vs. North Texas (9/1/12)
Returned an INT for a TD .....	Ronald Martin (45 yards) & Lavar Edwards (23 yards) vs. Idaho (9/15/12)
Returned 2 INTs for TDs.....	Ronald Martin (45 yards) & Lavar Edwards (23 yards) vs. Idaho (9/15/12)
Returned 3 INTs for TDs.....	3 vs. Arkansas State (C. Raymond, D. Walkup, C. Buckels) (10/12/91)
Recovered a fumble in endzone for a TD .....	Kevin Minter at Ole Miss (11/19/11)
Returned a fumble for a TD .....	Tyrann Mathieu, 23-yard fumble return and recovery vs. Kentucky (10/1/11)
Scored two defensive TDs in a game .....	2 vs. UL-Monroe (R. Brooks, INT; L. Edwards, FUM) (11/13/10)
Faked a field goal for a touchdown .....	Colt David (kicker), 15 yard run (9/22/07 vs. South Carolina)
Faked a punt for a first down .....	Brad Wing, 44-yard run in first quarter vs. Florida (10/8/11)
Faked a field goal for a first down .....	Josh Jasper, 5-yard run in 4th quarter (10/9/10 at Florida)
A player kicked the PAT after scoring the TD.....	Colt David vs. South Carolina (9/22/07)
Blocked a FG .....	Michael Brockers, 42-yard attempt in 2nd quarter of BCS Championship Game vs. Alabama (1/9/12)
Returned a blocked FG for a TD .....	Patrick Peterson, 53 yards on the block of Ole Miss' 47-yard FG attempt (11/21/09)
Blocked a PAT (kick) .....	Mark Roman, attempt by Seth Hanson (10/17/98 vs. Kentucky)
Returned a PAT for a Defensive Extra Point .....	Mark Roman, kick attempt by Seth Hanson (10/17/98 vs. Kentucky)
Blocked a punt.....	Daniel Graff vs. Tulane (10/31/09)
Blocked a punt for a safety .....	Jarvis Green, on an Andy Smith punt (10/16/99 at Kentucky)
Returned a blocked punt for TD .....	Craig Steltz, 29 yard, off Jacob Hester's block at Arizona State (9/10/05)
Recovered an onside kick .....	at Ole Miss (11/21/09); recovered by Brandon LaFell with 1:16 left in fourth quarter
Recovered an onside kick to start the game .....	vs. Auburn (12/1/01)
Recorded a Safety (Team).....	vs. North Carolina (9/4/10); ball rolled out of endzone on punt attempt
Recorded a Safety (Individual tackle) .....	Sam Montgomery at Auburn (9/22/12)
Recorded six interceptions.....	6 at Mississippi State (8/30/07)
Had a player record three interceptions.....	3 by Craig Steltz at Mississippi State (8/30/07)
Had a player record 15 tackles.....	19 by Ali Highsmith vs. Arkansas (11/23/07)
Had six sacks as a team .....	6 vs. Auburn (10/22/11)

### Opponent Returns/Special Teams

Returned a KO for a TD .....	Andre Debose, 88 yards (10/9/10 at Florida)
Returned a Punt for a TD.....	Marshay Green, 44 yards (11/17/07 at Ole Miss)
Returned an INT for a TD .....	Terence Moore, 22 yards (11/15/08 by Troy)
Returned 3 INTs for TDs.....	3, by Alvis, Smith, Robinson (9/17/94 at Auburn)
Recovered a fumble in endzone for a TD .....	Chris Shelling (9/17/94 at Auburn)
Returned a fumble for a TD .....	Alonzo Highsmith, 47 yards in first quarter (11/25/11 in Baton Rouge)
Blocked a FG .....	at Alabama (11/3/07)
Blocked a punt.....	Florida (10/8/11) in fourth quarter
Blocked two punts .....	2 at Virginia Tech (9/1/02)
Blocked a punt for a safety.....	blocked Donnie Jones (9/1/02 at Virginia Tech)
Recorded a Safety (Team).....	vs. Western Kentucky (11/12/11)
Blocked a PAT (kick) .....	Ole Miss (11/18/06)
Returned a PAT for a Defensive Extra Point .....	Eric Kelly, off bad snap (10/17/98 vs. Kentucky)
Faked a field goal for a TD.....	Damon Duval, 1 yard run (9/18/99 vs. Auburn)
Recovered an onside kick .....	Georgia (12/3/11 SEC Championship Game in first quarter)

**THE LAST TIME LSU ... (SEC REGULAR SEASON GAMES)****Scoring**

Scored 30 or more points .....	41 vs. Arkansas (11/25/11)
Scored 35 or more points.....	41 vs. Arkansas (11/25/11)
Scored 40 or more points .....	41 vs. Arkansas (11/25/11)
Scored 45 or more points .....	52 at Ole Miss (11/19/11)
Scored 50 or more points .....	52 at Ole Miss (11/19/11)
Scored 55 or more points.....	55 vs. Arkansas (11/28/03)
Scored 60 or more points .....	63 vs. Kentucky (11/1/97)

**Total Offense**

Had more than 400 total yards .....	494 vs. Arkansas (11/25/11)
Had more than 450 total yards .....	494 vs. Arkansas (11/25/11)
Had more than 500 total yards .....	546 vs. Kentucky (10/14/06)
Had more than 550 total yards.....	599 vs. Mississippi State (9/25/04)
Had more than 600 total yards.....	611 vs. Alabama (11/13/01)

**Rushing Offense**

Rushed for 150 or more yards.....	182 at Auburn (9/22/12)
Rushed for 200 or more yards.....	286 vs. Arkansas (11/25/11)
Rushed for 250 or more yards .....	286 vs. Arkansas (11/25/11)
Rushed for 300 or more yards.....	353 at Ole Miss (11/19/11)
Rushed for 350 or more yards .....	353 at Ole Miss (11/19/11)
Rushed for 400 or more yards.....	400 vs. Kentucky (11/1/97)
Rushed for 425 or more yards.....	426 vs. Ole Miss (10/30/76)

**Passing Offense**

Passed for 250 or more yards .....	258 vs. Ole Miss (11/20/10)
Passed for 300 or more yards.....	309 vs. Georgia (10/25/08)
Passed for 350 or more yards .....	388 at Alabama (11/3/07)
Passed for 400 or more yards.....	528 vs. Alabama (11/3/01)
Passed for 450 or more yards.....	528 vs. Alabama (11/3/01)
Passed for 500 or more yards.....	528 vs. Alabama (11/3/01)

**Scoring Defense**

Allowed 0 points.....	0 at Mississippi State (8/30/07)
Allowed 3 or fewer points.....	3 at Ole Miss (11/19/11)
Allowed 7 or fewer points.....	3 at Ole Miss (11/19/11)
Allowed 10 or fewer points.....	10 at Auburn (9/22/12)
Allowed 14 or fewer points.....	10 at Auburn (9/22/12)

**Total Defense**

Allowed fewer than 100 total yards.....	90 vs. Auburn (10/13/73)
Allowed fewer than 125 total yards .....	114 vs. Kentucky (10/19/85)
Allowed fewer than 150 total yards.....	135 vs. Vanderbilt (9/11/10)
Allowed fewer than 175 total yards .....	135 vs. Vanderbilt (9/11/10)
Allowed fewer than 200 total yards.....	183 at Auburn (9/22/12)
Allowed fewer than 225 total yards.....	183 at Auburn (9/22/12)
Allowed fewer than 250 total yards .....	183 at Auburn (9/22/12)
Allowed fewer than 275 total yards.....	183 at Auburn (9/22/12)
Allowed fewer than 300 total yards.....	183 at Auburn (9/22/12)

**Rushing Defense**

Allowed 0 or fewer yards .....	0 at South Carolina (10/18/03)
Allowed 10 or fewer yards.....	10 at Mississippi State (8/30/07)
Allowed 20 or fewer yards.....	20 at Alabama (11/3/07)
Allowed 30 or fewer yards.....	20 at Alabama (11/3/07)
Allowed 40 or fewer yards.....	39 at South Carolina (10/18/08)
Allowed 50 or fewer yards.....	47 vs. Arkansas (11/25/11)
Allowed 60 or fewer yards.....	47 vs. Arkansas (11/25/11)
Allowed 70 or fewer yards.....	47 vs. Arkansas (11/25/11)
Allowed 80 or fewer yards.....	47 vs. Arkansas (11/25/11)
Allowed 90 or fewer yards.....	86 at Auburn (9/22/12)
Allowed 100 or fewer yards .....	86 at Auburn (9/22/12)

## THE LAST TIME LSU ... (SEC REGULAR SEASON GAMES)

### Passing Defense

Allowed 0 passing yards.....	0 vs. Alabama (11/6/71)
Allowed 25 or fewer passing yards.....	23 at Alabama (11/27/90)
Allowed 50 or fewer passing yards.....	47 at Ole Miss (11/19/11)
Allowed 75 or fewer passing yards.....	66 vs. Kentucky (10/1/11)
Allowed 100 or fewer passing yards.....	97 at Auburn (9/22/12)
Allowed 125 or fewer passing yards.....	97 at Auburn (9/22/12)
Allowed 150 or fewer passing yards.....	97 at Auburn (9/22/12)
Allowed 175 or fewer passing yards.....	97 at Auburn (9/22/12)
Allowed 200 or fewer passing yards.....	97 at Auburn (9/22/12)

### Rushing

Had a player rush for 100 or more yards.....	101 by Kenny Hilliard vs. Arkansas (11/25/11)
Had a player rush for 125 or more yards.....	159 by Stevan Ridley vs. Vanderbilt (9/11/10)
Had a player rush for 150 or more yards.....	159 by Stevan Ridley vs. Vanderbilt (9/11/10)
Had a player rush for 175 or more yards.....	250 by Alley Broussard vs. Ole Miss (11/20/04)
Had a player rush for 200 or more yards.....	250 by Alley Broussard vs. Ole Miss (11/20/04)
Had a player rush for 225 or more yards.....	250 by Alley Broussard vs. Ole Miss (11/20/04)
Had a player rush for 2 or more TDs.....	2 by Kenny Hilliard vs. Auburn (10/22/11)
Had a player rush for 3 or more TDs.....	3 by Stevan Ridley vs. Ole Miss (11/20/10)
Had a player rush for 4 or more TDs.....	5 by Kevin Faulk at Kentucky (11/1/97)
Had a player rush for 5 or more TDs.....	5 by Kevin Faulk at Kentucky (11/1/97)

### Passing

Had a player pass for 200 or more yards.....	208 by Jordan Jefferson vs. Arkansas (11/25/11)
Had a player pass for 225 or more yards.....	254 by Jordan Jefferson vs. Ole Miss (11/20/10)
Had a player pass for 250 or more yards.....	254 by Jordan Jefferson vs. Ole Miss (11/20/10)
Had a player pass for 275 or more yards.....	287 by Jarrett Lee vs. Georgia (10/25/08)
Had a player pass for 300 or more yards.....	353 by Matt Flynn at Alabama (11/3/07)
Had a player pass for 325 or more yards.....	353 by Matt Flynn at Alabama (11/3/07)
Had a player pass for 350 or more yards.....	353 by Matt Flynn at Alabama (11/3/07)
Had a player pass for 375 or more yards.....	528 by Rohan Davey at Alabama (11/3/01)
Had a player pass for 400 or more yards.....	528 by Rohan Davey at Alabama (11/3/01)
Had a player pass for 425 or more yards.....	528 by Rohan Davey at Alabama (11/3/01)
Had a player pass for 450 or more yards.....	528 by Rohan Davey at Alabama (11/3/01)
Had a player pass for 500 or more yards.....	528 by Rohan Davey at Alabama (11/3/01)
Had a player pass for 2 or more TDs.....	2 by Jarrett Lee vs. Auburn (10/22/11)
Had a player pass for 3 or more TDs.....	3 by Jarrett Lee at Tennessee (10/15/11)
Had a player pass for 4 or more TDs.....	4 by Matt Mauck vs. Arkansas (11/28/03)
Had a player complete 20 passes.....	21 by Jarrett Lee at Mississippi State (9/15/11)
Had a player complete 25 passes.....	35 by Rohan Davey at Alabama (11/3/01)
Had a player complete 30 passes.....	35 by Rohan Davey at Alabama (11/3/01)
Had a player complete 35 passes.....	35 by Rohan Davey at Alabama (11/3/01)
Had a player throw 30 passes.....	37 by Jordan Jefferson at Ole Miss (11/21/09)
Had a player throw 35 passes.....	37 by Jordan Jefferson at Ole Miss (11/21/09)
Had a player throw 40 passes.....	47 by Matt Flynn vs. Arkansas (11/23/07)
Had a player throw 45 passes.....	47 by Matt Flynn vs. Arkansas (11/23/07)
Had a player throw 50 passes.....	58 by Josh Booty vs. Auburn (9/18/99)

### Receiving

Had a player with 10 or more receptions in a game.....	12 by Michael Clayton at Alabama (11/15/03)
Had a player with 11 or more receptions in a game.....	12 by Michael Clayton at Alabama (11/15/03)
Had a player with 12 or more receptions in a game.....	12 by Michael Clayton at Alabama (11/15/03)
Had a player with 13 or more receptions in a game.....	19 by Josh Reed at Alabama (11/3/01)
Had a player with 14 or more receptions in a game.....	19 by Josh Reed at Alabama (11/3/01)
Had a player with 15 or more receptions in a game.....	19 by Josh Reed at Alabama (11/3/01)
Had a player receive 100 or more yards.....	134 by Rueben Randle vs. Arkansas (11/25/11)
Had a player receive 125 or more yards.....	134 by Rueben Randle vs. Arkansas (11/25/11)
Had a player receive 150 or more yards.....	201 by Devery Henderson at Kentucky (11/9/02)
Had a player receive 175 or more yards.....	201 by Devery Henderson at Kentucky (11/9/02)
Had a player receive 200 or more yards.....	201 by Devery Henderson at Kentucky (11/9/02)
Had a player receive 250 or more yards.....	293 by Josh Reed at Alabama (11/3/01)
Had a player receive 2 or more TDs.....	2 by Rueben Randle vs. Auburn (10/22/11)
Had a player receive 3 or more TDs.....	3 by Dwayne Bowe vs. Kentucky (10/14/06)

## TURNOVERS

Opponent	Forced by LSU					Forced By Opponent			
	Fum	Int	Tot	Pts Off	Margin	Fum	Int	Tot	Pts Off
North Texas	1	1	2	0	1	0	1	1	0
Washington	0	1	1	7	0	1	0	1	3
Idaho	0	4	4	28	3	0	1	1	7
at Auburn	1	2	3	3	1	2	0	2	7
Towson									
at Florida									
South Carolina									
at Texas A&M									
Alabama									
Mississippi State									
Ole Miss									
at Arkansas									
<b>TOTALS</b>	<b>2</b>	<b>8</b>	<b>10</b>	<b>38</b>	<b>5</b>	<b>3</b>	<b>2</b>	<b>5</b>	<b>17</b>

## LSU BIG PLAYS

Opponent	Rushing				Passing				Special Teams	
	15+	20+	30+	40+	20+	30+	40+	50+	Block	Ret. TD
North Texas	4	3	3	1	3	2	0	0	0	1
Washington	4	1	0	0	5	1	0	0	0	0
Idaho	3	1	1	1	3	2	1	0	0	0
at Auburn	3	2	1	0	2	1	0	0	0	0
Towson										
at Florida										
South Carolina										
at Texas A&M										
Alabama										
Mississippi State										
Ole Miss										
at Arkansas										
<b>TOTALS</b>	<b>14</b>	<b>7</b>	<b>5</b>	<b>2</b>	<b>13</b>	<b>6</b>	<b>1</b>	<b>0</b>	<b>0</b>	<b>1</b>

## OPPONENT BIG PLAYS

OPPONENT	Rushing				Passing				Special Teams	
	15+	20+	30+	40+	20+	30+	40+	50+	Block	Ret. TD
North Texas	0	0	0	0	1	1	1	1	0	0
Washington	0	0	0	0	2	0	0	0	0	0
Idaho	1	0	0	0	1	0	0	0	0	0
at Auburn	2	2	0	0	2	0	0	0	0	0
Towson										
at Florida										
South Carolina										
at Texas A&M										
Alabama										
Mississippi State										
Ole Miss										
at Arkansas										
<b>TOTALS</b>	<b>3</b>	<b>2</b>	<b>0</b>	<b>0</b>	<b>6</b>	<b>1</b>	<b>1</b>	<b>1</b>	<b>0</b>	<b>0</b>

## LSU SCORING DRIVES

OPPONENT	No.	Plays	Yards	Time	For TD	Plays	Yards	Time
North Texas	6	6.5	69.3	3:50	4	5.5	70.0	2:13
Washington	7	8.4	58.3	3:35	5	7.8	56.8	3:21
Idaho	7	5.1	53.9	2:06	7	5.1	53.9	2:06
at Auburn	2	8	47.0	3:53	1	9	59.0	4:03
Towson								
at Florida								
South Carolina								
at Texas A&M								
Alabama								
Mississippi State								
Ole Miss								
at Arkansas								
<b>TOTALS</b>	<b>22</b>	<b>6.8</b>	<b>58.9</b>	<b>3:04</b>	<b>17</b>	<b>6.2</b>	<b>58.8</b>	<b>2:36</b>

\*Does not include overtime drives

## FIELD POSITION

Opponent	LSU			
	No. of Drives	Avg. Start	Inside 20	Past 50
North Texas	12	Own 32	3	2
Washington	11	Own 32	2	2
Idaho	13	Own 42	1	4
at Auburn	13	Own 27	3	1
Towson				
at Florida				
South Carolina				
at Texas A&M				
Alabama				
Mississippi State				
Ole Miss				
at Arkansas				
<b>TOTALS</b>	<b>49</b>	<b>Own 33</b>	<b>9</b>	<b>9</b>

Opponent	Opponents			
	No. of Drives	Avg. Start	Inside 20	Past 50
North Texas	13	Own 22	3	0
Washington	12	Own 26	3	1
Idaho	16	Own 20	10	1
at Auburn	13	Own 26	4	1
Towson				
at Florida				
South Carolina				
at Texas A&M				
Alabama				
Mississippi State				
Ole Miss				
at Arkansas				
<b>TOTALS</b>	<b>54</b>	<b>Own 22</b>	<b>20</b>	<b>3</b>

## DRIVE STATISTICS

Opponent	No.	LSU					
		3 & Out	Pct.	Score	Pct.	TD	Pct.
North Texas	12	2	16.7	6	50.0	4	33.3
Washington	11	2	16.7	7	58.3	5	41.7
Idaho	13	2	15.3	7	53.8	7	53.8
at Auburn	13	3	23.1	2	15.4	1	7.6
Towson							
at Florida							
South Carolina							
at Texas A&M							
Alabama							
Mississippi State							
Ole Miss							
at Arkansas							
<b>TOTALS</b>	<b>49</b>	<b>9</b>	<b>18.4</b>	<b>22</b>	<b>44.9</b>	<b>17</b>	<b>34.7</b>

Opponent	No.	Opponents					
		3 & Out	Pct.	Score	Pct.	TD	Pct.
North Texas	13	8	61.5	2	15.4	2	15.4
Washington	12	4	33.3	1	8.3	0	0
Idaho	16	5	31.3	2	12.5	2	12.5
at Auburn	13	3	23.1	2	15.4	1	7.6
Towson							
at Florida							
South Carolina							
at Texas A&M							
Alabama							
Mississippi State							
Ole Miss							
at Arkansas							
<b>TOTALS</b>	<b>54</b>	<b>20</b>	<b>37.0</b>	<b>7</b>	<b>13.0</b>	<b>5</b>	<b>9.3</b>

## IN THE RED ZONE

Opponent	LSU					
	Inside 20		Run/Pass	TD Pct.	FG	Score Pct.
	20	TD	Pass	TD Pct.	FG	Pct.
North Texas	5	2	2/0	40.0	1	60.0
Washington	5	3	3/0	60.0	2	100
Idaho	7	6	4/2	85.7	0	85.7
at Auburn	4	1	1/0	25.0	1	50.0
Towson						
at Florida						
South Carolina						
at Texas A&M						
Alabama						
Mississippi State						
Ole Miss						
at Arkansas						
<b>TOTALS</b>	<b>21</b>	<b>12</b>	<b>10/2</b>	<b>57.1</b>	<b>4</b>	<b>76.2</b>

Opponent	Opponents					
	Inside 20		Run/Pass	TD Pct.	FG	Score Pct.
	20	TD	Pass	TD Pct.	FG	Pct.
North Texas	1	1	0/1	100	0	100
Washington	1	0	0/0	0	1	100
Idaho	1	1	0/1	100	0	100
at Auburn	1	1	1/0	100	0	100
Towson						
at Florida						
South Carolina						
at Texas A&M						
Alabama						
Mississippi State						
Ole Miss						
at Arkansas						
<b>TOTALS</b>	<b>4</b>	<b>3</b>	<b>1/2</b>	<b>75.0</b>	<b>1</b>	<b>100</b>

## 3RD DOWN AND ...

Yards	LSU											Total	
	UNT	UW	UI	AU	TOW	UF	SC	A&M	UA	MSU	UM		Ark.
1-3	7/8	4/6	2/2	3/7									16/23
4-6	0/1	1/1	1/4	2/7									4/13
7-9	0/1	1/1	1/2	1/2									3/5
10-14	0/3	1/3	0/1	0/2									1/6
15+	0/1	0/1	0/1	0/0									0/3
4+	0/6	3/7	2/8	3/11									8/32
7+	0/5	2/5	1/4	1/4									4/18
10+	0/4	1/4	0/2	0/3									1/12
<b>TOT</b>	<b>7/14</b>	<b>7/12</b>	<b>4/10</b>	<b>6/18</b>									<b>24/52</b>

Yards	Opponents											Total	
	UNT	UW	UI	AU	TOW	UF	SC	A&M	UA	MSU	UM		Ark.
1-3	3/3	1/2	1/1	1/1									6/7
4-6	0/3	1/3	0/2	0/3									1/11
7-9	0/3	1/7	2/6	1/3									4/19
10-14	1/3	0/3	0/3	0/3									1/12
15+	1/3	1/1	0/2	0/2									2/8
4+	2/12	3/14	2/13	1/11									8/50
7+	2/9	2/11	2/11	1/8									7/38
10+	2/6	1/4	0/5	0/5									3/20
<b>TOT</b>	<b>5/15</b>	<b>4/16</b>	<b>3/14</b>	<b>2/12</b>									<b>14/57</b>



## DRIVE SUPERLATIVES

### Longest Drive

No. of Plays	<b>LSU</b> 16 (74 yds, 8:17) vs. North Texas; results in FG
By No. of Yards	87 (9p, 2:58) vs. Idaho; results in TD
By Time of Possession	8:17 (16p, 74 yds) vs. North Texas; results in FG

### Opponents

13 by North Texas (66 yds, 7:16); results in TD
81 by Idaho (7p, 3:27); results in TD
7:16 by North Texas (13p, 66 yards); results in TD

### Shortest Drive

By No. of Plays	<b>LSU</b> 1 (71 yds, 0:14) vs. Idaho; results in TD
By No. of Yards	0 (3p, 0:28) vs. Auburn; results in Punt
By Time of Possession	0:14 (1p, 71 yds) vs. Idaho; results in TD

### Opponents

1 (-2 yd, 0:26) by Auburn; results in End of Half
-7 (4p, 2:10) by Auburn; results in Punt
0:10 (1p, -3 yds) by Auburn; results in Safety

## LSU DRIVE CHARTS

### North Texas

Qtr.	Time	Start	PI-Yds	TOP	Result
1st	13:49	LSU 34	4-66	1:19	TOUCHDOWN
1st	10:13	LSU 15	5-31	1:49	Punt
1st	5:32	LSU 29	3-(1)	1:45	Punt
1st	0:42	LSU 20	4-11	0:59	Punt
1st	1:43	LSU 32	5-68	1:47	TOUCHDOWN
2nd	10:40	LSU 11	11-62	4:14	FIELD GOAL
2nd	4:56	UNT 29	7-12	2:36	Missed FG
2nd	1:49	LSU 26	6-67	0:46	Interception
3rd	15:00	LSU 25	3-5	1:34	Punt
3rd	10:27	LSU 13	16-74	8:17	FIELD GOAL
3rd	0:29	LSU 29	4-71	0:38	TOUCHDOWN
4th	7:28	LSU 25	9-75	5:08	TOUCHDOWN
4th	1:40	UNT 24	2-(6)	1:40	End of Half

### Washington

Qtr.	Time	Start	PI-Yds	TOP	Result
1st	15:00	LSU 20	0-0	0:06	Fumble
1st	13:56	LSU 34	3-0	1:06	Punt
1st	11:57	WASH 38	2-38	0:39	TOUCHDOWN
1st	10:25	LSU 23	6-32	3:15	Punt
1st	4:43	WASH 47	7-47	2:32	TOUCHDOWN
1st	0:21	LSU 30	10-69	5:19	FIELD GOAL
2nd	8:08	LSU 30	10-55	3:05	FIELD GOAL
2nd	1:00	LSU 18	2-(5)	1:00	End of Half
3rd	13:18	LSU 39	7-61	2:43	TOUCHDOWN
3rd	7:27	LSU 27	10-73	4:36	TOUCHDOWN
4th	14:48	LSU 35	13-65	6:44	TOUCHDOWN
4th	4:30	LSU 17	3-7	2:27	Punt

### Idaho

Qtr.	Time	Start	PI-Yds	TOP	Result
1st	11:45	LSU 46	4-54	1:59	TOUCHDOWN
1st	9:02	IDAHO 30	6-30	2:33	TOUCHDOWN
1st	4:41	LSU 32	3-4	1:07	Punt
1st	1:05	IDAHO 32	5-24	1:25	Interception
2nd	13:38	LSU 36	5-26	3:40	Punt
2nd	5:25	LSU 42	5-(3)	2:07	Punt
2nd	1:33	IDAHO 39	3-39	0:56	TOUCHDOWN
3rd	14:52	LSU 32	5-15	2:28	Punt
3rd	8:43	LSU 29	1-71	0:14	TOUCHDOWN
3rd	2:58	LSU 13	9-87	2:58	TOUCHDOWN
4th	14:09	LSU 22	10-78	4:01	TOUCHDOWN
4th	9:07	LSU 33	3-4	1:36	Punt
4th	5:58	IDAHO 18	3-18	1:23	TOUCHDOWN

## OPPONENT DRIVE CHARTS

### North Texas

Qtr.	Time	Start	PI-Yds	TOP	Result
1st	15:00	UNT 25	3-(2)	1:11	Punt
1st	12:30	UNT 25	3-3	2:17	Punt
1st	8:24	UNT 16	3-8	1:58	Punt
1st	6:26	UNT 25	3-0	0:54	Punt
1st	3:47	UNT 21	3-8	2:04	Punt
2nd	14:50	UNT 20	10-36	4:10	Punt
2nd	6:19	UNT 18	3-2	1:23	Interception
2nd	2:20	UNT 20	3-80	0:25	TOUCHDOWN
2nd	1:03	UNT 01	2-2	1:03	End of Half
3rd	13:26	UNT 36	5-19	2:59	Punt
3rd	2:05	UNT 22	3-3	1:36	Punt
4th	14:44	UNT 34	13-66	7:16	TOUCHDOWN
4th	2:20	UNT 25	2-(1)	0:40	Fumble

### Washington

Qtr.	Time	Start	PI-Yds	TOP	Result
1st	14:54	LSU 20	4-4	0:51	FIELD GOAL
1st	12:50	WASH 4	3-2	0:53	Punt
1st	11:18	WASH 25	3-0	0:53	Punt
1st	7:10	WASH 20	5-9	2:27	Punt
1st	2:04	WASH 30	3-(2)	1:43	Punt
2nd	9:56	WASH 17	6-16	1:48	Punt
2nd	5:03	WASH 25	9-29	4:03	Punt
3rd	15:00	WASH 25	3-(8)	1:42	Punt
3rd	10:35	WASH 25	7-45	3:08	Interception
3rd	2:51	WASH 25	8-40	3:03	Downs
4th	7:56	WASH 27	6-19	3:26	Punt
4th	2:03	WASH 11	4-13	2:03	End of Half

### Idaho

Qtr.	Time	Start	PI-Yds	TOP	Result
1st	15:00	IDAHO 25	7-29	3:15	Downs
1st	9:46	IDAHO 25	2-2	0:44	Interception
1st	6:22	IDAHO 13	3-0	1:41	Punt
1st	3:34	IDAHO 9	3-(2)	2:29	Punt
2nd	14:40	LSU 5	2-5	0:53	TOUCHDOWN
2nd	9:58	IDAHO 20	2-3	0:53	Interception
2nd	9:01	IDAHO 19	7-81	3:27	TOUCHDOWN
2nd	3:18	IDAHO 12	3-(10)	1:45	Punt
2nd	0:30	IDAHO 8	1-(1)	0:30	End of Half
3rd	12:24	IDAHO 6	4-18	1:26	Interception
3rd	10:52	IDAHO 16	3-9	2:09	Punt
3rd	8:23	IDAHO 13	9-33	5:25	Punt
4th	15:00	IDAHO 25	3-3	0:51	Punt
4th	10:08	IDAHO 25	3-1	1:01	Punt
4th	7:31	IDAHO 12	3-2	1:33	Interception
4th	4:27	IDAHO 6	7-31	4:27	End of Half

**LSU DRIVE CHARTS****at Auburn**

Qtr.	Time	Start	Pl-Yds	TOP	Result
1st	14:05	LSU 42	11-56	5:34	Fumble
1st	8:21	LSU 41	9-59	4:03	TOUCHDOWN
1st	2:13	LSU 26	3-0	1:11	Fumble
2nd	15:00	LSU 25	5-21	2:40	Punt
2nd	9:05	LSU 11	4-6	2:39	Punt
2nd	1:21	LSU 25	4-30	0:55	Punt
3rd	15:00	LSU 25	5-21	3:13	Punt
3rd	9:37	LSU 13	3-0	0:28	Punt
3rd	9:09	AUB 48	7-35	3:43	FIELD GOAL
3rd	3:42	LSU 44	3-(6)	1:14	Punt
4th	14:04	LSU 9	3-4	1:06	Punt
4th	10:51	LSU 21	8-29	2:47	Punt
4th	4:17	LSU 27	8-57	3:38	Missed FG

**OPPONENT DRIVE CHARTS****at Auburn**

Qtr.	Time	Start	Pl-Yds	TOP	Result
1st	15:00	AUB 25	3-(4)	0:55	Punt
1st	8:31	AUB 3	1-(3)	0:10	SAFETY
1st	4:18	AUB 20	3-0	2:05	Punt
1st	1:02	LSU 26	3-26	1:02	TOUCHDOWN
2nd	12:20	AUB 20	5-22	3:15	Punt
2nd	6:26	AUB 35	9-42	5:05	FIELD GOAL
2nd	0:26	AUB 10	1-(2)	0:26	End of Half
3rd	11:47	AUB 16	4-(7)	2:10	Punt
3rd	5:26	AUB 44	3-4	1:44	Fumble
3rd	2:28	AUB 18	7-42	3:24	Interception
4th	12:58	AUB 27	3-9	2:07	Punt
4th	8:04	AUB 30	6-20	3:47	Punt
4th	0:39	AUB 20	5-17	0:39	Interception

## LSU SUPERLATIVES

### Highs

Points Scored	63 vs. Idaho (9/15)
Total Yards	508 vs. North Texas (9/1)
Rushing Yards	316 vs. North Texas (9/1)
Rushing Attempts	52 vs. Washington (9/8)
Rushing TDs	5 vs. Idaho (9/15)
Passing Yards	222 vs. Idaho (9/15)
Passes Completed	19 vs. North Texas (9/1)
Passes Attempted	27 vs. Auburn (9/22)
Passing TDs	2 vs. Idaho (9/15)
Passes Intercepted	1 (several) last vs. Idaho (9/15)
First Downs	26 vs. North Texas (9/1)
Penalties	10 vs. North Texas (9/1)
Penalty Yards	80 vs. Auburn (9/22)
Sacks	4 (several) last vs. Auburn (9/22)

### Lows

Points Scored	41 (several) last vs. Washington (9/8)
Total Yards	351 vs. Auburn (9/22)
Rushing Yards	182 vs. Auburn (9/22)
Rushing Attempts	39 vs. Idaho (9/15)
Rushing TDs	1 vs. Auburn (9/22)
Passing Yards	169 vs. Auburn (9/22)
Passes Completed	12 vs. Washington (9/8)
Passes Attempted	19 vs. Washington (9/8)
Passing TDs	0 vs. Auburn (9/22)
Passes Intercepted	0 (several) vs. Auburn (9/22)
First Downs	15 vs. Auburn (9/22)
Penalties	5 vs. Washington (9/8)
Penalty Yards	43 vs. Washington (9/8)
Sacks	0 (several) last vs. Idaho (9/15)

### Individual

All-Purpose Yds	141 by Kenny Hilliard vs. North Texas (9/1)
Rushing Yards	141 by Kenny Hilliard vs. North Texas (9/1)
Rushing Carries	16 (several) last by Spencer Ware vs. Auburn (9/22)
Rushing TDs	2 by Kenny Hilliard (several) & Jeremy Hill vs. Idaho (9/15)
Longest Rush	71 by Kenny Hilliard vs. Idaho (9/15)
Passing Yards	222 by Zach Mettenberger vs. Idaho (9/15)
Pass Completions	19 by Zach Mettenberger vs. North Texas (9/1)
Passing Attempts	27 by Zach Mettenberger vs. Auburn (9/22)
Passes Intercepted	1 by Zach Mettenberger (several) last vs. Idaho (9/15)
Passing TDs	2 by Zach Mettenberger vs. Idaho (9/15)
Longest Pass	46 by Zach Mettenberger vs. Idaho (9/15)
Receiving Yards	82 by Jarvis Landry vs. North Texas (9/1)
Receptions	8 by Jarvis Landry vs. North Texas (9/1)
Receiving TDs	1 by Kadron Boone (several) & Jarvis Landry vs. Idaho (9/15)
Longest Reception	46 by Odell Beckham Jr. vs. Idaho (9/15)
FG's Made	2 by Drew Alleman (several) last vs. Washington (9/8)
FG's Attempted	3 by Drew Alleman vs. North Texas (9/1)
Longest FG Made	44 yd by Drew Alleman vs. North Texas (9/1)
PAT's	9 by Drew Alleman vs. Idaho (9/15)
Punts	8 by Brad Wing vs. Auburn (9/22)
Punts Average	54.3 by Brad Wing vs. Washington (9/8)
Longest Punt	62 by Brad Wing vs. Washington (9/8)
Punt Return Yds	75 by Odell Beckham Jr. vs. North Texas (9/1)
Longest Punt Ret.	70 by Odell Beckham Jr. vs. North Texas (9/1)
KO Return Yards	99 by Michael Ford vs. Idaho (9/15)
Longest KO Ret.	42 by Michael Ford vs. Idaho (9/15)
Total Tackles	9 by Kevin Minnter vs. Washington (9/8)
Tackles for Loss	3.5 by Sam Montgomery vs. Auburn (9/22)
Sacks	2 by Micah Eugene vs. Auburn (9/22)
Interceptions	2 by Ronald Martin vs. Idaho (9/15)
Int. Return Yards	45 by Ronald Martin vs. Idaho (9/15)

## OPPONENT SUPERLATIVES

### Highs

Points Scored	14 (several) last by Idaho (9/15)
Total Yards	219 by North Texas (9/1)
Rushing Yards	86 by Auburn (9/22)
Rushing Attempts	35 by North Texas (9/1)
Rushing TDs	1 by Auburn (9/22)
Passing Yards	174 by Idaho (9/15)
Passes Completed	23 by Idaho (9/15)
Passes Attempted	36 (several) last by Idaho (9/15)
Passing TDs	2 (several) last by Idaho (9/15)
Passes Intercepted	4 by Idaho (9/15)
First Downs	14 by Idaho (9/15)
Penalties	11 by Washington (9/8)
Penalty Yards	74 by Washington (9/8)
Sacks	3 by Idaho (9/15)

### Lows

Points Scored	3 by Washington (9/8)
Total Yards	183 (several) last by Auburn (9/22)
Rushing Yards	26 by Washington (9/8)
Rushing Attempts	24 by Washington (9/8)
Rushing TDs	0 (several) last by Washington (9/8)
Passing Yards	97 by Auburn (9/22)
Passes Completed	8 by North Texas (9/1)
Passes Attempted	21 by North Texas (9/1)
Passing TDs	0 (several) last by Auburn (9/22)
Passes Intercepted	1 (several) last by Idaho (9/15)
First Downs	9 (several) by Auburn (9/22)
Penalties	5 (several) last by Auburn (9/22)
Penalty Yards	37 by Auburn (9/22)
Sacks	0 by Washington (9/8)

### Individual

All-Purpose Yds	184 by Brelan Chancellor for North Texas (9/1)
Rushing Yards	40 by Brandin Byrd for North Texas (9/1)
Rushing Carries	14 by Brandin Byrd for North Texas (9/1)
Rushing TDs	1 by Onterio McCalebb for Auburn (9/22)
Longest Rush	26 by Tre Moore for Auburn (9/22)
Passing Yards	174 by Dominique Blackman for Idaho (9/15)
Pass Completions	23 by Dominique Blackman for Idaho (9/15)
Passing Attempts	37 by Keith Price for Washington (9/8)
Passes Intercepted	4 by Dominique Blackman for Idaho (9/15)
Passing TDs	2 (several) last by Dominique Blackman for Idaho (9/15)
Longest Pass	80 by Derek Thompson for North Texas (9/1)
Receiving Yards	114 by Brelan Chancellor for North Texas (9/1)
Receptions	6 by Austin Seferian-Jenkins for Washington (9/8)
Receiving TDs	2 by Brelan Chancellor for North Texas (9/1)
Longest Reception	80 by Brelan Chancellor for North Texas (9/1)
FG's Made	1 (several) last by Cody Parkey for Auburn (9/22)
FG's Attempted	1 (several) last by Cody Parkey for Auburn (9/22)
Longest FG Made	40 yd by Cody Parkey for Auburn (9/22)
PAT's	2 (several) last by Trey Farquhar for Idaho (9/15)
Punts	8 (several) last by Corey Durkee for Washington (9/8)
Punts Average	45.1 by Bobby Cowan for Idaho (9/15)
Longest Punt	54 by Steven Clark for Auburn (9/22)
Punt Return Yds	1 yd by Cody Bruns for Washington (9/8)
Longest Punt Ret.	1 yd by Cody Bruns for Washington (9/8)
KO Return Yards	74 by Brelan Chancellor for North Texas (9/1)
Longest KO Ret.	43 by Onterio McCalebb for Auburn (9/22)
Total Tackles	12 (several) last by Aaron Grymes for Idaho (9/15)
Tackles for Loss	2.0 (several) last by Corey Lemonier for Auburn (9/22)
Sacks	2.0 (several) last by Corey Lemonier for Auburn (9/22)
Interceptions	1 (several) last by Gary Walker for Idaho (9/15)
Int. Return Yards	94 by Gary Walker for Idaho (9/15)

2012 LSU Football  
LSU Game Results (as of Sep 23, 2012)  
All games

Date	Opponent		Score	Overall	Conference	Time	Attend
Sep 01, 2012	NORTH TEXAS	W	41-14	1-0	0-0	3:30	92059
Sep 08, 2012	WASHINGTON	W	41-3	2-0	0-0	3:22	92804
Sep 15, 2012	IDAHO	W	63-14	3-0	0-0	3:13	92177
*09-22-12	at Auburn	W	12-10	4-0	1-0	3:21	86721

**2012 LSU Football**  
**LSU Overall Team Statistics (as of Sep 23, 2012)**  
**All games**

<b>Team Statistics</b>	<b>LS</b>	<b>OPP</b>
<b>SCORING</b>	157	41
Points Per Game	39.2	10.2
<b>FIRST DOWNS</b>	86	44
Rushing	47	16
Passing	33	21
Penalty	6	7
<b>RUSHING YARDAGE</b>	990	227
Yards gained rushing	1072	350
Yards lost rushing	82	123
Rushing Attempts	181	115
Average Per Rush	5.5	2.0
Average Per Game	247.5	56.8
TDs Rushing	13	1
<b>PASSING YARDAGE</b>	778	571
Comp-Att-Int	63-95-2	61-115-8
Average Per Pass	8.2	5.0
Average Per Catch	12.3	9.4
Average Per Game	194.5	142.8
TDs Passing	4	4
<b>TOTAL OFFENSE</b>	1768	798
Total Plays	276	230
Average Per Play	6.4	3.5
Average Per Game	442.0	199.5
<b>KICK RETURNS: #-Yards</b>	7-201	15-271
<b>PUNT RETURNS: #-Yards</b>	12-112	4--4
<b>INT RETURNS: #-Yards</b>	8-92	2-94
<b>KICK RETURN AVERAGE</b>	28.7	18.1
<b>PUNT RETURN AVERAGE</b>	9.3	-1.0
<b>INT RETURN AVERAGE</b>	11.5	47.0
<b>FUMBLES-LOST</b>	6-3	4-2
<b>PENALTIES-Yards</b>	32-236	30-206
Average Per Game	59.0	51.5
<b>PUNTS-Yards</b>	19-850	30-1231
Average Per Punt	44.7	41.0
Net punt average	41.8	37.3
<b>TIME OF POSSESSION/Game</b>	31:21	28:39
<b>3RD-DOWN Conversions</b>	24/54	14/57
3rd-Down Pct	44%	25%
<b>4TH-DOWN Conversions</b>	0/0	1/5
4th-Down Pct	0%	20%
<b>SACKS BY-Yards</b>	8-45	7-52
<b>MISC YARDS</b>	0	0
<b>TOUCHDOWNS SCORED</b>	20	5
<b>FIELD GOALS-ATTEMPTS</b>	5-7	2-2
<b>ON-SIDE KICKS</b>	0-0	0-0
<b>RED-ZONE SCORES</b>	(16-21) 76%	(4-4) 100%
<b>RED-ZONE TOUCHDOWNS</b>	(12-21) 57%	(3-4) 75%
<b>PAT-ATTEMPTS</b>	(20-20) 100%	(5-5) 100%
<b>ATTENDANCE</b>	277040	86721
Games/Avg Per Game	3/92347	1/86721
Neutral Site Games		0/0

<b>Score by Quarters</b>	<b>1st</b>	<b>2nd</b>	<b>3rd</b>	<b>4th</b>	<b>OT</b>	<b>Total</b>
LSU	51	30	41	35	0	157
Opponents	10	24	0	7	0	41

**2012 LSU Football**  
**LSU Overall Individual Statistics (as of Sep 23, 2012)**  
**All games**

<u>Rushing</u>	<u>gp-gs</u>	<u>att</u>	<u>gain</u>	<u>loss</u>	<u>net</u>	<u>avg</u>	<u>td</u>	<u>lg</u>	<u>avg/g</u>
Kenny Hilliard	4-1	47	345	2	343	7.3	6	71	85.8
Alfred Blue	3-3	40	275	5	270	6.8	2	37	90.0
Michael Ford	4-0	27	149	1	148	5.5	1	18	37.0
Spencer Ware	3-0	24	136	8	128	5.3	0	30	42.7
Jeremy Hill	2-0	10	61	0	61	6.1	2	16	30.5
J.C. Copeland	4-4	8	40	0	40	5.0	2	16	10.0
Russell Shepard	4-1	6	31	5	26	4.3	0	18	6.5
Connor Neighbors	4-0	1	5	0	5	5.0	0	5	1.2
Stephen Rivers	3-0	1	2	0	2	2.0	0	2	0.7
TEAM	2-0	3	0	8	-8	-2.7	0	0	-4.0
Zach Mettenberger	4-4	14	28	53	-25	-1.8	0	7	-6.2
Total	4	181	1072	82	990	5.5	13	71	247.5
Opponents	4	115	350	123	227	2.0	1	26	56.8

<u>Passing</u>	<u>gp-gs</u>	<u>effic</u>	<u>comp-att-int</u>	<u>pct</u>	<u>yds</u>	<u>td</u>	<u>lg</u>	<u>avg/g</u>
Zach Mettenberger	4-4	147.91	63-93-2	67.7	778	4	46	194.5
Stephen Rivers	3-0	0.00	0-1-0	0.0	0	0	0	0.0
Spencer Ware	3-0	0.00	0-1-0	0.0	0	0	0	0.0
Total	4	144.79	63-95-2	66.3	778	4	46	194.5
Opponents	4	92.32	61-115-8	53.0	571	4	80	142.8

<u>Receiving</u>	<u>gp-gs</u>	<u>no.</u>	<u>yds</u>	<u>avg</u>	<u>td</u>	<u>lg</u>	<u>avg/g</u>
Jarvis Landry	4-0	17	160	9.4	1	33	40.0
Odell Beckham, Jr.	4-4	11	158	14.4	0	46	39.5
James Wright	3-3	10	115	11.5	0	23	38.3
Kadron Boone	4-0	7	144	20.6	3	34	36.0
Alfred Blue	3-3	7	45	6.4	0	14	15.0
Russell Shepard	4-1	4	79	19.8	0	33	19.8
Spencer Ware	3-0	3	53	17.7	0	33	17.7
Chase Clement	4-4	2	10	5.0	0	6	2.5
Kenny Hilliard	4-1	1	7	7.0	0	7	1.8
Terrence Magee	4-0	1	7	7.0	0	7	1.8
Total	4	63	778	12.3	4	46	194.5
Opponents	4	61	571	9.4	4	80	142.8

<u>Punt Returns</u>	<u>no.</u>	<u>yds</u>	<u>avg</u>	<u>td</u>	<u>lg</u>
Odell Beckham, Jr.	11	105	9.5	1	70
Jarvis Landry	1	7	7.0	0	7
Total	12	112	9.3	1	70
Opponents	4	-4	-1.0	0	1

<u>Interceptions</u>	<u>no.</u>	<u>yds</u>	<u>avg</u>	<u>td</u>	<u>lg</u>
Ronald Martin	2	45	22.5	1	45
Jalen Mills	2	18	9.0	0	14
Luke Muncie	1	0	0.0	0	0
Lavar Edwards	1	23	23.0	1	23
Tharold Simon	1	6	6.0	0	6
Eric Reid	1	0	0.0	0	0
Total	8	92	11.5	2	45
Opponents	2	94	47.0	0	94

<u>Kick Returns</u>	<u>no.</u>	<u>yds</u>	<u>avg</u>	<u>td</u>	<u>lg</u>
Michael Ford	3	99	33.0	0	42
Odell Beckham, Jr.	3	80	26.7	0	34
Jarvis Landry	1	22	22.0	0	22
Total	7	201	28.7	0	42
Opponents	15	271	18.1	0	43

<u>Fumble Returns</u>	<u>no.</u>	<u>yds</u>	<u>avg</u>	<u>td</u>	<u>lg</u>
Total	0	0	0.0	0	0
Opponents	0	0	0.0	0	0

**2012 LSU Football**  
**LSU Overall Individual Statistics (as of Sep 23, 2012)**  
**All games**

Scoring	td	fg	PAT				dxp	saf	pts
			kick	rush	rcv	pass			
Kenny Hilliard	6	-	-	-	-	-	-	36	
Drew Alleman	-	5-7	20-20	-	-	-	-	35	
Kadron Boone	3	-	-	-	-	-	-	18	
Jeremy Hill	2	-	-	-	-	-	-	12	
J.C. Copeland	2	-	-	-	-	-	-	12	
Alfred Blue	2	-	-	-	-	-	-	12	
Ronald Martin	1	-	-	-	-	-	-	6	
Lavar Edwards	1	-	-	-	-	-	-	6	
Jarvis Landry	1	-	-	-	-	-	-	6	
Odell Beckham, Jr.	1	-	-	-	-	-	-	6	
Michael Ford	1	-	-	-	-	-	-	6	
Sam Montgomery	-	-	-	-	-	-	1	2	
Total	20	5-7	20-20	-	-	-	- 1	157	
Opponents	5	2-2	5-5	-	-	-	-	41	

Total Offense	g	plays	rush	pass	total	avg/g
Zach Mettenberger	4	107	-25	778	753	188.2
Kenny Hilliard	4	47	343	0	343	85.8
Alfred Blue	3	40	270	0	270	90.0
Michael Ford	4	27	148	0	148	37.0
Spencer Ware	3	25	128	0	128	42.7
Jeremy Hill	2	10	61	0	61	30.5
J.C. Copeland	4	8	40	0	40	10.0
Russell Shepard	4	6	26	0	26	6.5
Connor Neighbors	4	1	5	0	5	1.2
Stephen Rivers	3	2	2	0	2	0.7
TEAM	2	3	-8	0	-8	-4.0
Total	4	276	990	778	1768	442.0
Opponents	4	230	227	571	798	199.5

Field Goals	fg	pct.	01-19	20-29	30-39	40-49	50-99	lg	blk
Drew Alleman	5-7	71.4	1-1	0-0	3-5	1-1	0-0	44	0

FG Sequence	LSU	Opponents
North Texas	(44),34,(30)	-
Washington	(18),(32)	(34)
Idaho	-	-
Auburn	(30),34	(40)

Numbers in (parentheses) indicate field goal was made.

Punting	no.	yds	avg	lg	tb	fc	i20	50+	blk
Brad Wing	16	727	45.4	62	3	4	7	5	0
Jamie Keehn	3	123	41.0	51	0	1	1	1	0
Total	19	850	44.7	62	3	5	8	6	0
Opponents	30	1231	41.0	54	0	9	7	5	0

Kickoffs	no.	yds	avg	tb	ob	retn	net	ydln
James Hairston	29	1841	63.5	14	0			
Total	29	1841	63.5	14	0	18.1	44.5	20
Opponents	12	765	63.8	5	0	28.7	38.7	26

**2012 LSU Football**  
**LSU Overall Individual Statistics (as of Sep 23, 2012)**  
**All games**

<u>All Purpose</u>	<u>g</u>	<u>rush</u>	<u>rcv</u>	<u>pr</u>	<u>kr</u>	<u>ir</u>	<u>total</u>	<u>avg/g</u>
Kenny Hilliard	4	343	7	0	0	0	350	87.5
Odell Beckham,	4	0	158	105	80	0	343	85.8
Alfred Blue	3	270	45	0	0	0	315	105.0
Michael Ford	4	148	0	0	99	0	247	61.8
Jarvis Landry	4	0	160	7	22	0	189	47.2
Spencer Ware	3	128	53	0	0	0	181	60.3
Kadron Boone	4	0	144	0	0	0	144	36.0
James Wright	3	0	115	0	0	0	115	38.3
Russell Shepard	4	26	79	0	0	0	105	26.2
Jeremy Hill	2	61	0	0	0	0	61	30.5
Ronald Martin	4	0	0	0	0	45	45	11.2
J.C. Copeland	4	40	0	0	0	0	40	10.0
Lavar Edwards	4	0	0	0	0	23	23	5.8
Jalen Mills	4	0	0	0	0	18	18	4.5
Chase Clement	4	0	10	0	0	0	10	2.5
Terrence Magee	4	0	7	0	0	0	7	1.8
Tharold Simon	4	0	0	0	0	6	6	1.5
Connor Neighbo	4	5	0	0	0	0	5	1.2
Stephen Rivers	3	2	0	0	0	0	2	0.7
TEAM	2	-8	0	0	0	0	-8	-4.0
Zach Mettenber	4	-25	0	0	0	0	-25	-6.2
Total	4	990	778	112	201	92	2173	543.2
Opponents	4	227	571	-4	271	94	1159	289.8



**2012 LSU Football**  
**LSU Overall Defensive Statistics (as of Sep 23, 2012)**  
**All games**

##	Defensive Leaders	gp-gs	Tackles				tfl/yds	Sacks no-yds	Pass defense			Fumbles		blkd	
			ua	a	tot				int-yds	brup	qbh	rcv-yds	ff	kick	saf
46	Kevin Minter	4-4	11	14	25	4.0-10	.	.	3	.	.	.	.	.	.
57	Lamin Barrow	4-4	10	14	24	1.0-1	.	.	.	1	.	.	.	.	.
1	Eric Reid	4-4	10	10	20	1.0-1	.	1-0	3	.	.	.	.	.	.
28	Jalen Mills	4-4	13	6	19	.	.	2-18	1	.	.	.	.	.	.
90	Anthony Johnson	4-2	7	7	14	4.5-12	1.0-6	.	1	1	.	.	.	.	.
24	Tharold Simon	4-4	7	5	12	.	.	1-6	1	.	.	.	.	.	.
18	Bennie Logan	4-4	4	8	12	2.0-3	.	.	1	1	.	.	.	.	.
99	Sam Montgomery	4-3	5	6	11	6.0-20	2.0-8	.	.	3	.	.	.	.	1
6	Craig Loston	3-3	6	5	11	1.0-4	.	.	.	.	.	.	.	.	.
49	Barkevious Mingo	4-2	4	5	9	1.0-4	.	.	1	5	.	.	.	.	.
52	Luke Muncie	4-4	5	4	9	1.0-2	.	1-0	.	.	.	.	.	.	.
26	Ronald Martin	4-1	5	4	9	1.0-1	.	2-45	.	.	.	.	.	.	.
34	Micah Eugene	4-0	8	1	9	3.0-14	3.0-14	.	1	.	.	.	.	.	.
45	Deion Jones	4-0	3	4	7	2.0-8	.	.	.	1	.	.	.	.	.
94	Danielle Hunter	4-0	2	3	5	.	.	.	.	.	.	.	.	.	.
25	Kwon Alexander	3-0	3	2	5	.	.	.	.	1	1-0	.	.	.	.
77	Josh Downs	4-2	.	5	5	.	.	.	.	.	.	.	.	.	.
89	Lavar Edwards	4-3	3	1	4	3.5-21	1.0-6	1-23	.	2	.	.	.	.	.
87	Chancey Aghayere	3-0	2	2	4	1.0-11	1.0-11	.	1	.	.	.	.	.	.
32	Jalen Collins	4-0	2	2	4	.	.	.	2	.	.	.	.	.	.
23	Lamar Louis	2-0	.	3	3	.	.	.	.	.	.	.	.	.	.
9	Ego Ferguson	4-0	1	2	3	0.5-1	.	.	.	.	.	.	.	.	.
59	Jermauria Rasco	4-0	1	2	3	1.5-2	.	.	.	.	.	.	1	.	.
12	Corey Thompson	4-0	2	1	3	.	.	.	.	.	.	.	.	.	.
48	Seth Fruge	4-0	1	1	2	.	.	.	.	.	.	.	.	.	.
80	Jarvis Landry	4-0	1	1	2	.	.	.	.	.	1-0	.	.	.	.
39	Jerqwinick Sandolph	3-0	1	1	2	.	.	.	.	.	.	.	.	.	.
22	Ronnie Feist	3-0	.	2	2	.	.	.	.	.	.	.	.	.	.
42	Michael Ford	4-0	.	1	1	.	.	.	.	.	.	.	.	.	.
3J	James Hairston	4-0	1	.	1	.	.	.	.	.	.	.	.	.	.
10	Russell Shepard	4-1	1	.	1	.	.	.	.	.	.	.	.	.	.
38	Brad Wing	3-0	1	.	1	.	.	.	.	.	.	.	.	.	.
95	Quentin Thomas	2-0	.	1	1	.	.	.	.	.	.	.	.	.	.
3	Odell Beckham, Jr.	4-4	.	1	1	.	.	.	.	.	.	.	.	.	.
86	Kadron Boone	4-0	.	1	1	.	.	.	.	.	.	.	.	.	.
82	James Wright	3-3	1	.	1	.	.	.	.	.	.	.	.	.	.
96	Mickey Johnson	1-0	.	1	1	.	.	.	.	.	.	.	.	.	.
Total		4	121	126	247	34-115	8-45	8-92	15	15	2-0	1	.	.	1
Opponents		4	143	186	329	17-76	7-52	2-94	10	8	3-0	3	.	.	.

**2012 LSU Football**  
**LSU Team Game-by-Game (as of Sep 23, 2012)**  
**All games**

**TEAM STATISTICS**

Date	Opponent	Rushing				Receiving				Passing				Kick Returns				Punt Returns				tot off
		no.	yds	td	lg	no.	yds	td	lg	cmp-att-int	yds	td	lg	no.	yds	td	lg	no.	yds	td	lg	
Sep 01	NORTH TEXAS	46	316	3	60	19	192	1	34	19-26-1	192	1	34	1	26	0	26	4	75	1	70	508
Sep 08	WASHINGTON	52	242	4	21	12	195	1	32	12-19-0	195	1	32	2	54	0	34	3	11	0	7	437
Sep 15	IDAHO	39	250	5	71	17	222	2	46	17-23-1	222	2	46	3	99	0	42	4	31	0	11	472
09-22-12	at Auburn	44	182	1	30	15	169	0	33	15-27-0	169	0	33	1	22	0	22	1	-5	0	0	351
LSU		181	990	13	71	63	778	4	46	63-95-2	778	4	46	7	201	0	42	12	112	1	70	1768
		115	227	1	26	61	571	4	80	61-115-8	571	4	80	15	271	0	43	4	-4	0	1	798

Games played: 4  
 Avg per rush: 5.5  
 Avg per catch: 12.3  
 Pass efficiency: 144.79  
 Kick ret avg: 28.7  
 Punt ret avg: 9.3  
 All purpose avg/game: 543.2  
 Total offense avg/gm: 442.0

Date	Opponent	Tackles				Sacks no-yds	Fumble		Pass Defense			Blkd kick	PAT Attempts				saf	pts
		ua	a	total	tfl-yds		ff	fr-yds	int-yds	qbh	brup		kick	rush	rcv			
Sep 01	NORTH TEXAS	21	46	67	6.0-23	0.0-0	1	1-0	1-0	3	4	0	5-5	0	0	0	0	41
Sep 08	WASHINGTON	31	28	59	8.0-35	4.0-28	0	0-0	1-4	7	7	0	5-5	0	0	0	0	41
Sep 15	IDAHO	35	38	73	6.0-11	0.0-0	0	0-0	4-82	0	4	0	9-9	0	0	0	0	63
09-22-1	at Auburn	34	14	48	14.0-46	4.0-17	0	1-0	2-6	5	0	0	1-1	0	0	1	12	
LSU		121	126	247	34.0-115	8.0-45	1	2-0	8-92	15	15	0	20-20	0	0	1	157	
		143	186	329	17.0-76	7.0-52	3	3-0	2-94	8	10	0	5-5	0	0	0	41	

Date	Opponent	Punting							Field Goals			Kickoffs						
		no.	yds	avg	long	blkd	tb	fc	50+	i20	md-att	long	blkd	no.	yds	avg	tb	ob
Sep 01	NORTH TEXAS	3	123	41.0	51	0	0	1	1	1	2-3	44	0	8	500	62.5	4	0
Sep 08	WASHINGTON	3	163	54.3	62	0	1	0	2	1	2-2	32	0	8	509	63.6	5	0
Sep 15	IDAHO	5	226	45.2	51	0	1	1	1	3	0-0	0	0	10	642	64.2	4	0
09-22-1	at Auburn	8	338	42.2	60	0	1	3	2	3	1-2	30	0	3	190	63.3	1	0
LSU		19	850	44.7	62	0	3	5	6	8	5-7	44	0	29	1841	63.5	14	0
		30	1231	41.0	54	0	0	9	5	7	2-2	40	0	12	765	63.8	5	0

**2012 LSU Football**  
**LSU Opponent Game-by-Game (as of Sep 23, 2012)**  
**All games**

**OPPONENT STATISTICS**

Date	Opponent	Rushing				Receiving				Passing				Kick Returns				Punt Returns				tot off
		no.	yds	td	lg	no.	yds	td	lg	cmp-att-int	yds	td	lg	no.	yds	td	lg	no.	yds	td	lg	
Sep 01	NORTH TEXAS	35	76	0	12	8	143	2	80	8-21-1	143	2	80	4	74	0	26	0	0	0	0	219
Sep 08	WASHINGTON	24	26	0	9	17	157	0	22	17-36-1	157	0	22	3	63	0	30	1	1	0	1	183
Sep 15	IDAHO	26	39	0	21	23	174	2	22	23-36-4	174	2	22	6	75	0	16	2	-5	0	0	213
09-22-12	at Auburn	30	86	1	26	13	97	0	23	13-22-2	97	0	23	2	59	0	43	1	0	0	0	183
Opponents		115	227	1	26	61	571	4	80	61-115-8	571	4	80	15	271	0	43	4	-4	0	1	798
		181	990	13	71	63	778	4	46	63-95-2	778	4	46	7	201	0	42	12	112	1	70	1768

Games played: 4  
 Avg per rush: 2.0  
 Avg per catch: 9.4  
 Pass efficiency: 92.32  
 Kick ret avg: 18.1  
 Punt ret avg: -1.0  
 All purpose avg/game: 289.8  
 Total offense avg/gm: 199.5

Date	Opponent	Tackles				Sacks no-yds	Fumble		Pass Defense			Blkd kick	PAT Attempts				saf	pts
		ua	a	total	tfl-yds		ff	fr-yds	int-yds	qbh	brup		kick	rush	rcv			
Sep 01	NORTH TEXAS	34	52	86	5.0-33	2.0-25	0	0-0	1-0	1	0	0	2-2	0	0	0	0	14
Sep 08	WASHINGTON	33	58	91	1.0-3	0.0-0	1	1-0	0-0	0	3	0	0-0	0	0	0	0	3
Sep 15	IDAHO	38	38	76	6.0-19	3.0-12	1	0-0	1-94	0	2	0	2-2	0	0	0	0	14
09-22-1	at Auburn	38	38	76	5.0-21	2.0-15	1	2-0	0-0	7	5	0	1-1	0	0	0	0	10
Opponents		143	186	329	17.0-76	7.0-52	3	3-0	2-94	8	10	0	5-5	0	0	0	0	41
		121	126	247	34.0-115	8.0-45	1	2-0	8-92	15	15	0	20-20	0	0	1	157	

Date	Opponent	Punting							Field Goals			Kickoffs						
		no.	yds	avg	long	blkd	tb	fc	50+	i20	md-att	long	blkd	no.	yds	avg	tb	ob
Sep 01	NORTH TEXAS	8	327	40.9	48	0	0	1	0	2	0-0	0	0	3	195	65.0	2	0
Sep 08	WASHINGTON	8	301	37.6	53	0	0	4	1	2	1-1	34	0	2	130	65.0	0	0
Sep 15	IDAHO	7	316	45.1	52	0	0	2	2	1	0-0	0	0	3	184	61.3	0	0
09-22-1	at Auburn	7	287	41.0	54	0	0	2	2	2	1-1	40	0	4	256	64.0	3	0
Opponents		30	1231	41.0	54	0	0	9	5	7	2-2	40	0	12	765	63.8	5	0
		19	850	44.7	62	0	3	5	6	8	5-7	44	0	29	1841	63.5	14	0

**2012 LSU Football**  
**LSU Game Superlatives (as of Sep 23, 2012)**  
**All games**

**INDIVIDUAL GAME HIGHS**

Rushes	16	Alfred Blue vs North Texas (Sep 01, 2012)
	16	Spencer Ware at Auburn (09-22-12)
Yards Rushing	141	Kenny Hilliard vs North Texas (Sep 01, 2012)
TD Rushes	2	Kenny Hilliard vs North Texas (Sep 01, 2012)
	2	Kenny Hilliard vs Washington (Sep 08, 2012)
	2	Kenny Hilliard vs Idaho (Sep 15, 2012)
	2	Jeremy Hill vs Idaho (Sep 15, 2012)
Long Rush	71	Kenny Hilliard vs Idaho (Sep 15, 2012)
Pass attempts	27	Zach Mettenberger at Auburn (09-22-12)
Pass completions	19	Zach Mettenberger vs North Texas (Sep 01, 2012)
Yards Passing	222	Zach Mettenberger vs Idaho (Sep 15, 2012)
TD Passes	2	Zach Mettenberger vs Idaho (Sep 15, 2012)
Long Pass	46	Zach Mettenberger vs Idaho (Sep 15, 2012)
Receptions	8	Jarvis Landry vs North Texas (Sep 01, 2012)
Yards Receiving	82	Jarvis Landry vs North Texas (Sep 01, 2012)
TD Receptions	1	Kadron Boone vs North Texas (Sep 01, 2012)
	1	Kadron Boone vs Washington (Sep 08, 2012)
	1	Jarvis Landry vs Idaho (Sep 15, 2012)
	1	Kadron Boone vs Idaho (Sep 15, 2012)
Long Reception	46	Odell Beckham, Jr. vs Idaho (Sep 15, 2012)
Field Goals	2	Drew Alleman vs North Texas (Sep 01, 2012)
	2	Drew Alleman vs Washington (Sep 08, 2012)
Long Field Goal	44	Drew Alleman vs North Texas (Sep 01, 2012)
Punts	8	Brad Wing at Auburn (09-22-12)
Punting Avg	54.3	Brad Wing vs Washington (Sep 08, 2012)
Long Punt	62	Brad Wing vs Washington (Sep 08, 2012)
Long Punt Return	70	Odell Beckham, Jr. vs North Texas (Sep 01, 2012)
Long Kickoff Return	42	Michael Ford vs Idaho (Sep 15, 2012)
Tackles	9	Kevin Minter vs Washington (Sep 08, 2012)
Sacks	2.0	Micah Eugene at Auburn (09-22-12)
Tackles For Loss	3.5	Sam Montgomery at Auburn (09-22-12)
Interceptions	2	Ronald Martin vs Idaho (Sep 15, 2012)

**2012 LSU Football**  
**LSU Game Superlatives (as of Sep 23, 2012)**  
**All games**

**TEAM GAME HIGHS**

Rushes	52	vs Washington (Sep 08, 2012)
Yards Rushing	316	vs North Texas (Sep 01, 2012)
Yards Per Rush	6.9	vs North Texas (Sep 01, 2012)
TD Rushes	5	vs Idaho (Sep 15, 2012)
Pass attempts	27	at Auburn (09-22-12)
Pass completions	19	vs North Texas (Sep 01, 2012)
Yards Passing	222	vs Idaho (Sep 15, 2012)
Yards Per Pass	10.3	vs Washington (Sep 08, 2012)
TD Passes	2	vs Idaho (Sep 15, 2012)
Total Plays	72	vs North Texas (Sep 01, 2012)
Total Offense	508	vs North Texas (Sep 01, 2012)
Yards Per Play	7.6	vs Idaho (Sep 15, 2012)
Points	63	vs Idaho (Sep 15, 2012)
Sacks By	4	vs Washington (Sep 08, 2012)
	4	at Auburn (09-22-12)
First Downs	26	vs North Texas (Sep 01, 2012)
Penalties	10	vs North Texas (Sep 01, 2012)
Penalty Yards	80	at Auburn (09-22-12)
Turnovers	2	at Auburn (09-22-12)
Interceptions By	4	vs Idaho (Sep 15, 2012)

**2012 LSU Football**  
**LSU Game Superlatives (as of Sep 23, 2012)**  
**All games**

**OPPONENT INDIVIDUAL GAME HIGHS**

Rushes	14	Byrd, Brandin, vs North Texas (Sep 01, 2012)
Yards Rushing	54	Tre Mason, at Auburn (09-22-12)
TD Rushes	1	O. McCalebb, at Auburn (09-22-12)
Long Rush	26	Tre Mason, at Auburn (09-22-12)
Pass attempts	36	Price, Keith, vs Washington (Sep 08, 2012)
	36	D. Blackman, vs Idaho (Sep 15, 2012)
Pass completions	23	D. Blackman, vs Idaho (Sep 15, 2012)
Yards Passing	174	D. Blackman, vs Idaho (Sep 15, 2012)
TD Passes	2	Thompson, Derek, vs North Texas (Sep 01, 2012)
	2	D. Blackman, vs Idaho (Sep 15, 2012)
Long Pass	80	Thompson, Derek, vs North Texas (Sep 01, 2012)
Receptions	6	SeferianJenkins, vs Washington (Sep 08, 2012)
Yards Receiving	114	Chancellor, B., vs North Texas (Sep 01, 2012)
TD Receptions	2	Chancellor, B., vs North Texas (Sep 01, 2012)
Long Reception	80	Chancellor, B., vs North Texas (Sep 01, 2012)
Field Goals	1	Coons, Travis, vs Washington (Sep 08, 2012)
	1	Cody Parkey, at Auburn (09-22-12)
Long Field Goal	40	Cody Parkey, at Auburn (09-22-12)
Punts	8	Atterberry, W., vs North Texas (Sep 01, 2012)
	8	Durkee, Korey, vs Washington (Sep 08, 2012)
Punting Avg	45.1	Bobby Cowan, vs Idaho (Sep 15, 2012)
Long Punt	54	Steven Clark, at Auburn (09-22-12)
Long Punt Return	1	Bruns, Cody, vs Washington (Sep 08, 2012)
Long Kickoff Return	43	O. McCalebb, at Auburn (09-22-12)
Tackles	12	Tutogi, Thomas, vs Washington (Sep 08, 2012)
	12	Aaron Grymes, vs Idaho (Sep 15, 2012)
Sacks	2.0	Benson Mayowa, vs Idaho (Sep 15, 2012)
	2.0	Corey Lemonier, at Auburn (09-22-12)
Tackles For Loss	2.0	Benson Mayowa, vs Idaho (Sep 15, 2012)
	2.0	Corey Lemonier, at Auburn (09-22-12)
Interceptions	1	Whitfield, Zac, vs North Texas (Sep 01, 2012)
	1	Gary Walker, vs Idaho (Sep 15, 2012)

**2012 LSU Football**  
**LSU Game Superlatives (as of Sep 23, 2012)**  
**All games**

**OPPONENT TEAM GAME HIGHS**

Rushes	35	vs North Texas (Sep 01, 2012)
Yards Rushing	86	at Auburn (09-22-12)
Yards Per Rush	2.9	at Auburn (09-22-12)
TD Rushes	1	at Auburn (09-22-12)
Pass attempts	36	vs Washington (Sep 08, 2012)
	36	vs Idaho (Sep 15, 2012)
Pass completions	23	vs Idaho (Sep 15, 2012)
Yards Passing	174	vs Idaho (Sep 15, 2012)
Yards Per Pass	6.8	vs North Texas (Sep 01, 2012)
TD Passes	2	vs North Texas (Sep 01, 2012)
	2	vs Idaho (Sep 15, 2012)
Total Plays	62	vs Idaho (Sep 15, 2012)
Total Offense	219	vs North Texas (Sep 01, 2012)
Yards Per Play	3.9	vs North Texas (Sep 01, 2012)
Points	14	vs North Texas (Sep 01, 2012)
	14	vs Idaho (Sep 15, 2012)
Sacks By	3	vs Idaho (Sep 15, 2012)
First Downs	14	vs Idaho (Sep 15, 2012)
Penalties	11	vs Washington (Sep 08, 2012)
Penalty Yards	74	vs Washington (Sep 08, 2012)
Turnovers	4	vs Idaho (Sep 15, 2012)
Interceptions By	1	vs North Texas (Sep 01, 2012)
	1	vs Idaho (Sep 15, 2012)

2012 LSU Football  
 LSU Red-Zone Results (as of Sep 23, 2012)  
 All games

LSU Inside Opponent Red-Zone

Date	Opponent	Score	Times In RZ	Times Scored	Total Pts	Rush TDs	Pass TDs	FGs Made	Failed to score inside RZ						
									FGA	Down	Int	Fumb	Half	Game	
Sep 01, 2012	NORTH TEXAS	W 41-14	5	3	17	2	2	0	1	1	0	1	0	0	0
Sep 08, 2012	WASHINGTON	W 41-3	5	5	27	3	3	0	2	0	0	0	0	0	0
Sep 15, 2012	IDAHO	W 63-14	7	6	42	6	4	2	0	0	0	1	0	0	0
09-22-12	at Auburn	W 12-10	4	2	10	1	1	0	1	1	0	0	1	0	0
Totals			21	16	96	12	10	2	4	2	0	2	1	0	0
16 of 21 (76.2%)															

Opponents Inside LSU Red-Zone

Date	Opponent	Score	Times In RZ	Times Scored	Total Pts	Rush TDs	Pass TDs	FGs Made	Failed to score inside RZ						
									FGA	Down	Int	Fumb	Half	Game	
Sep 01, 2012	NORTH TEXAS	W 41-14	1	1	7	1	0	1	0	0	0	0	0	0	0
Sep 08, 2012	WASHINGTON	W 41-3	1	1	3	0	0	0	1	0	0	0	0	0	0
Sep 15, 2012	IDAHO	W 63-14	1	1	7	1	0	1	0	0	0	0	0	0	0
09-22-12	at Auburn	W 12-10	1	1	7	1	1	0	0	0	0	0	0	0	0
Totals			4	4	24	3	1	2	1	0	0	0	0	0	0
4 of 4 (100.0%)															



**2012 LSU Football**  
**LSU By-Quarter Statistics (as of Sep 23, 2012)**  
**All games**

**3rd-Down Conversions**

Date	Opponent	Score	Overall	1st Qtr	2nd Qtr	3rd Qtr	4th Qtr	Overtime
Sep 01, 2012	NORTH TEXAS	W 41-14	7-14 50.0	1-3 33.3	3-6 50.0	2-4 50.0	1-1 100.0	
Sep 08, 2012	WASHINGTON	W 41-3	7-12 58.3	1-3 33.3	0-2 0.0	3-3 100.0	3-4 75.0	
Sep 15, 2012	IDAHO	W 63-14	4-10 40.0	2-3 66.7	0-3 0.0	1-2 50.0	1-2 50.0	
09-22-12	at Auburn	W 12-10	6-18 33.3	4-6 66.7	0-3 0.0	0-4 0.0	2-5 40.0	
	LSU		24-54 44.4	8-15 53.3	3-14 21.4	6-13 46.2	7-12 58.3	0-0 0.0
	Opponents		14-57 24.6	0-15 0.0	4-12 33.3	3-12 25.0	7-18 38.9	0-0 0.0

**4th-Down Conversions**

Date	Opponent	Score	Overall	1st Qtr	2nd Qtr	3rd Qtr	4th Qtr	Overtime
Sep 01, 2012	NORTH TEXAS	W 41-14	0-0 0.0	0-0 0.0	0-0 0.0	0-0 0.0	0-0 0.0	
Sep 08, 2012	WASHINGTON	W 41-3	0-0 0.0	0-0 0.0	0-0 0.0	0-0 0.0	0-0 0.0	
Sep 15, 2012	IDAHO	W 63-14	0-0 0.0	0-0 0.0	0-0 0.0	0-0 0.0	0-0 0.0	
09-22-12	at Auburn	W 12-10	0-0 0.0	0-0 0.0	0-0 0.0	0-0 0.0	0-0 0.0	
	LSU		0-0 0.0	0-0 0.0	0-0 0.0	0-0 0.0	0-0 0.0	0-0 0.0
	Opponents		1-5 20.0	0-1 0.0	0-0 0.0	0-1 0.0	1-3 33.3	0-0 0.0

**Time of Possession**

Date	Opponent	Score	Overall	1st Qtr	2nd Qtr	3rd Qtr	4th Qtr	Overtime
Sep 01, 2012	NORTH TEXAS	W 41-14	31:39	6:36	7:46	10:20	6:57	
Sep 08, 2012	WASHINGTON	W 41-3	33:39	8:06	9:03	7:19	9:11	
Sep 15, 2012	IDAHO	W 63-14	26:53	6:44	7:21	5:48	7:00	
09-22-12	at Auburn	W 12-10	33:11	10:48	6:14	8:38	7:31	
	LSU	Total	125:22	32:14	30:24	32:05	30:39	0:00
		Avg.	31:20	8:03	7:36	8:01	7:39	0:00
	Opponents	Total	114:38	27:46	29:36	27:55	29:21	0:00
		Avg.	28:39	6:56	7:24	6:58	7:20	0:00

# Player Game-by-Game Statistics

## PASSING

Zach Mettenberger	Att	Cmp	Int	Yds	TD	Lng
North Texas	26	19	1	192	1	34
Washington	18	12	1	195	1	32
Idaho	22	17	1	222	2	46
at Auburn	27	15	0	169	0	33
Towson						
at Florida						
South Carolina						
at Texas A&M						
Alabama						
Mississippi State						
Ole Miss						
at Arkansas						
<b>TOTALS</b>	<b>93</b>	<b>63</b>	<b>2</b>	<b>778</b>	<b>4</b>	<b>46</b>

Stephen Rivers	Att	Cmp	Int	Yds	TD	Lng
North Texas	0	0	0	0	0	0
Washington	0	0	0	0	0	0
Idaho	0	0	0	0	0	0
at Auburn	--DNP--					
Towson						
at Florida						
South Carolina						
at Texas A&M						
Alabama						
Mississippi State						
Ole Miss						
at Arkansas						
<b>TOTALS</b>	<b>0</b>	<b>0</b>	<b>0</b>	<b>0</b>	<b>0</b>	<b>0</b>

## RUSHING

Spencer Ware	Att	Gn	Ls	Net	TD	Lng
North Texas	--DNP--					
Washington	8	41	3	38	0	9
Idaho	--DNP--					
at Auburn	16	95	5	90	0	30
Towson						
at Florida						
South Carolina						
at Texas A&M						
Alabama						
Mississippi State						
Ole Miss						
at Arkansas						
<b>TOTALS</b>	<b>24</b>	<b>136</b>	<b>8</b>	<b>128</b>	<b>0</b>	<b>30</b>

Alfred Blue	Att	Gn	Ls	Net	TD	Lng
North Texas	16	125	2	123	0	37
Washington	14	101	0	101	1	21
Idaho	10	49	3	46	1	9
at Auburn	--DNP--					
Towson						
at Florida						
South Carolina						
at Texas A&M						
Alabama						
Mississippi State						
Ole Miss						
at Arkansas						
<b>TOTALS</b>	<b>40</b>	<b>275</b>	<b>5</b>	<b>270</b>	<b>2</b>	<b>37</b>

Michael Ford	Att	Gn	Ls	Net	TD	Lng
North Texas	8	50	0	50	0	12
Washington	10	48	0	48	0	11
Idaho	1	9	0	9	0	9
at Auburn	8	42	1	41	1	18
Towson						
at Florida						
South Carolina						
at Texas A&M						
Alabama						
Mississippi State						
Ole Miss						
at Arkansas						
<b>TOTALS</b>	<b>27</b>	<b>149</b>	<b>1</b>	<b>148</b>	<b>1</b>	<b>18</b>

Kenny Hilliard	Att	Gn	Ls	Net	TD	Lng
North Texas	13	141	0	141	2	60
Washington	13	46	0	46	2	9
Idaho	11	118	2	116	2	71
at Auburn	10	40	0	40	0	12
Towson						
at Florida						
South Carolina						
at Texas A&M						
Alabama						
Mississippi State						
Ole Miss						
at Arkansas						
<b>TOTALS</b>	<b>47</b>	<b>345</b>	<b>2</b>	<b>343</b>	<b>6</b>	<b>71</b>

Jeremy Hill	Att	Gn	Ls	Net	TD	Lng
North Texas	--DNP--					
Washington	--DNP--					
Idaho	10	61	0	61	2	16
at Auburn	0	0	0	0	0	0
Towson						
at Florida						
South Carolina						
at Texas A&M						
Alabama						
Mississippi State						
Ole Miss						
at Arkansas						
<b>TOTALS</b>	<b>10</b>	<b>61</b>	<b>0</b>	<b>61</b>	<b>2</b>	<b>16</b>

Zach Mettenberger	Att	Gn	Ls	Net	TD	Lng
North Texas	2	0	25	-25	0	0
Washington	2	7	0	7	0	5
Idaho	4	7	13	-6	0	7
at Auburn	6	14	15	-1	0	5
Towson						
at Florida						
South Carolina						
at Texas A&M						
Alabama						
Mississippi State						
Ole Miss						
at Arkansas						
<b>TOTALS</b>	<b>14</b>	<b>28</b>	<b>53</b>	<b>-25</b>	<b>0</b>	<b>7</b>

Russell Shepard	Att	Gn	Ls	Net	TD	Lng
North Texas	1	0	5	-5	0	0
Washington	0	0	0	0	0	0
Idaho	3	24	0	24	0	18
at Auburn	2	7	0	7	0	4
Towson						
at Florida						
South Carolina						
at Texas A&M						
Alabama						
Mississippi State						
Ole Miss						
at Arkansas						
<b>TOTALS</b>	<b>6</b>	<b>31</b>	<b>5</b>	<b>26</b>	<b>0</b>	<b>18</b>

J.C. Copeland	Att	Gn	Ls	Net	TD	Lng
North Texas	4	33	0	33	1	16
Washington	2	2	0	2	1	1
Idaho	0	0	0	0	0	0
at Auburn	2	5	0	5	0	4
Towson						
at Florida						
South Carolina						
at Texas A&M						
Alabama						
Mississippi State						
Ole Miss						
at Arkansas						
<b>TOTALS</b>	<b>8</b>	<b>40</b>	<b>0</b>	<b>40</b>	<b>2</b>	<b>16</b>

# Player Game-by-Game Statistics

## RECEIVING

<b>Odell Beckham Jr.</b>	<b>Rec</b>	<b>Yds</b>	<b>TD</b>	<b>Lng</b>
North Texas	3	30	0	21
Washington	2	40	0	24
Idaho	4	73	0	46
at Auburn	2	15	0	9
Towson				
at Florida				
South Carolina				
at Texas A&M				
Alabama				
Mississippi State				
Ole Miss				
at Arkansas				
<b>TOTALS</b>	<b>11</b>	<b>158</b>	<b>0</b>	<b>46</b>

<b>Russell Shepard</b>	<b>Rec</b>	<b>Yds</b>	<b>TD</b>	<b>Lng</b>
North Texas	1	11	0	11
Washington	0	0	0	0
Idaho	3	68	0	33
at Auburn	0	0	0	0
Towson				
at Florida				
South Carolina				
at Texas A&M				
Alabama				
Mississippi State				
Ole Miss				
at Arkansas				
<b>TOTALS</b>	<b>4</b>	<b>79</b>	<b>0</b>	<b>33</b>

<b>James Wright</b>	<b>Rec</b>	<b>Yds</b>	<b>TD</b>	<b>Lng</b>
North Texas	2	15	0	10
Washington	5	75	0	23
Idaho	--DNP--			
at Auburn	3	25	0	10
Towson				
at Florida				
South Carolina				
at Texas A&M				
Alabama				
Mississippi State				
Ole Miss				
at Arkansas				
<b>TOTALS</b>	<b>10</b>	<b>115</b>	<b>0</b>	<b>23</b>

<b>Jarvis Landry</b>	<b>Rec</b>	<b>Yds</b>	<b>TD</b>	<b>Lng</b>
North Texas	8	82	0	33
Washington	1	20	0	20
Idaho	5	35	1	14
at Auburn	3	23	0	9
Towson				
at Florida				
South Carolina				
at Texas A&M				
Alabama				
Mississippi State				
Ole Miss				
at Arkansas				
<b>TOTALS</b>	<b>17</b>	<b>160</b>	<b>1</b>	<b>33</b>

<b>Kadron Boone</b>	<b>Rec</b>	<b>Yds</b>	<b>TD</b>	<b>Lng</b>
North Texas	2	46	1	34
Washington	1	32	1	32
Idaho	1	17	1	17
at Auburn	3	49	0	29
Towson				
at Florida				
South Carolina				
at Texas A&M				
Alabama				
Mississippi State				
Ole Miss				
at Arkansas				
<b>TOTALS</b>	<b>7</b>	<b>144</b>	<b>3</b>	<b>34</b>

<b>Chase Clement</b>	<b>Rec</b>	<b>Yds</b>	<b>TD</b>	<b>Lng</b>
North Texas	1	4	0	4
Washington	0	0	0	0
Idaho	0	0	0	0
at Auburn	1	6	0	6
Towson				
at Florida				
South Carolina				
at Texas A&M				
Alabama				
Mississippi State				
Ole Miss				
at Arkansas				
<b>TOTALS</b>	<b>2</b>	<b>10</b>	<b>0</b>	<b>6</b>

<b>Terrence McGee</b>	<b>Rec</b>	<b>Yds</b>	<b>TD</b>	<b>Lng</b>
North Texas	0	0	0	0
Washington	0	0	0	0
Idaho	1	7	0	7
at Auburn	0	0	0	0
Towson				
at Florida				
South Carolina				
at Texas A&M				
Alabama				
Mississippi State				
Ole Miss				
at Arkansas				
<b>TOTALS</b>	<b>1</b>	<b>7</b>	<b>0</b>	<b>7</b>

<b>Kenny Hilliard</b>	<b>Rec</b>	<b>Yds</b>	<b>TD</b>	<b>Lng</b>
North Texas	0	0	0	0
Washington	0	0	0	0
Idaho	0	0	0	0
at Auburn	1	7	0	7
Towson				
at Florida				
South Carolina				
at Texas A&M				
Alabama				
Mississippi State				
Ole Miss				
at Arkansas				
<b>TOTALS</b>	<b>1</b>	<b>7</b>	<b>0</b>	<b>7</b>

<b>Jeremy Hill</b>	<b>Rec</b>	<b>Yds</b>	<b>TD</b>	<b>Lng</b>
North Texas	--DNP--			
Washington	--DNP--			
Idaho	0	0	0	0
at Auburn	0	0	0	0
Towson				
at Florida				
South Carolina				
at Texas A&M				
Alabama				
Mississippi State				
Ole Miss				
at Arkansas				
<b>TOTALS</b>	<b>0</b>	<b>0</b>	<b>0</b>	<b>0</b>

<b>Spencer Ware</b>	<b>Rec</b>	<b>Yds</b>	<b>TD</b>	<b>Lng</b>
North Texas	--DNP--			
Washington	1	9	0	9
Idaho	--DNP--			
at Auburn	2	44	0	33
Towson				
at Florida				
South Carolina				
at Texas A&M				
Alabama				
Mississippi State				
Ole Miss				
at Arkansas				
<b>TOTALS</b>	<b>3</b>	<b>53</b>	<b>0</b>	<b>33</b>

# Player Game-by-Game Statistics

## RETURN YARDAGE

	Kickoff Returns			Punt Returns		
	No.	Yds	Lng	No.	Yds	Lng
<b>Odell Beckham Jr.</b>						
North Texas	1	26	26	4	75	70 TD
Washington	2	54	34	2	4	3
Idaho	0	0	0	4	31	11
at Auburn	0	0	0	1	-5	0
Towson						
at Florida						
South Carolina						
at Texas A&M						
Alabama						
Mississippi State						
Ole Miss						
at Arkansas						
<b>TOTALS</b>	<b>3</b>	<b>80</b>	<b>34</b>	<b>11</b>	<b>105</b>	<b>70</b>

	Kickoff Returns			Punt Returns		
	No.	Yds	Lng	No.	Yds	Lng
<b>Michael Ford</b>						
North Texas	0	0	0	0	0	0
Washington	0	0	0	0	0	0
Idaho	3	99	42	0	0	0
at Auburn	0	0	0	0	0	0
Towson						
at Florida						
South Carolina						
at Texas A&M						
Alabama						
Mississippi State						
Ole Miss						
at Arkansas						
<b>TOTALS</b>	<b>3</b>	<b>99</b>	<b>42</b>	<b>0</b>	<b>0</b>	<b>0</b>

	Kickoff Returns			Punt Returns		
	No.	Yds	Lng	No.	Yds	Lng
<b>Jarvis Landry</b>						
North Texas	0	0	0	0	0	0
Washington	0	0	0	1	7	7
Idaho	0	0	0	0	0	0
at Auburn	1	22	22	0	0	0
Towson						
at Florida						
South Carolina						
at Texas A&M						
Alabama						
Mississippi State						
Ole Miss						
at Arkansas						
<b>TOTALS</b>	<b>1</b>	<b>22</b>	<b>22</b>	<b>1</b>	<b>7</b>	<b>7</b>

## PUNTING

	No.	Yds	Avg	Lng	I-20
<b>Brad Wing</b>					
North Texas	--DNP--				
Washington	3	163	54.3	62	1
Idaho	5	226	45.2	51	3
at Auburn	8	338	42.2	60	3
Towson					
at Florida					
South Carolina					
at Texas A&M					
Alabama					
Mississippi State					
Ole Miss					
at Arkansas					
<b>TOTALS</b>	<b>16</b>	<b>727</b>	<b>45.4</b>	<b>62</b>	<b>7</b>

	No.	Yds	Avg	Lng	I-20
<b>Jamie Keehn</b>					
North Texas	3	123	41.0	51	1
Washington	--DNP--				
Idaho	--DNP--				
at Auburn	--DNP--				
Towson					
at Florida					
South Carolina					
at Texas A&M					
Alabama					
Mississippi State					
Ole Miss					
at Arkansas					
<b>TOTALS</b>	<b>3</b>	<b>123</b>	<b>41.0</b>	<b>51</b>	<b>1</b>

## FIELD GOALS

	Made	Missed
<b>Drew Alleman</b>		
North Texas	44, 30	34
Washington	18, 32	none
Idaho	none	none
at Auburn	30	34
Towson		
at Florida		
South Carolina		
at Texas A&M		
Alabama		
Mississippi State		
Ole Miss		
at Arkansas		
<b>TOTALS</b>	<b>5-7</b>	<b>34 (twice)</b>

## PLAYER DEFENSIVE GAME-BY-GAME STATISTICS

<b>Tackles (UT-AT-TOT)</b>	<b>UNT</b>	<b>UW</b>	<b>UI</b>	<b>at AU</b>	<b>TOW</b>	<b>at UF</b>	<b>SC</b>	<b>at A&amp;M</b>	<b>Bama</b>	<b>MSU</b>	<b>UM</b>	<b>at Ark.</b>	<b>TOTALS</b>
Chancey Aghayere	0-1-1	2-1-3	0-0-0	0-0-0									2-2-4
Kwon Alexander	0-2-2	3-0-3	0-0-0	0-0-0									3-2-5
Lamin Barrow	3-5-8	2-3-5	2-3-5	3-3-6									10-14-24
Jalen Collins	0-0-0	0-0-0	1-2-3	1-0-1									3-2-4
Josh Downs	0-4-4	0-1-1	0-0-0	0-0-0									0-5-5
Lavar Edwards	1-0-1	1-0-1	0-1-1	1-0-1									3-1-4
Micah Eugene	1-0-1	2-1-3	2-0-2	3-0-3									3-1-9
Ronnie Feist	0-0-0	0-0-0	0-2-2	0-0-0									0-2-2
Ego Ferguson	1-1-2	0-1-1	0-0-0	0-0-0									1-2-3
Seth Fruge	0-0-0	0-1-1	1-0-1	0-0-0									1-1-2
Danielle Hunter	0-0-0	0-1-1	1-2-3	1-0-1									2-3-5
Deion Jones	1-1-2	1-1-2	0-2-2	1-0-1									3-4-7
Anthony Johnson	1-2-3	1-2-3	2-3-5	3-0-3									7-7-14
Mickey Johnson	0-0-0	0-0-0	0-1-1	0-0-0									0-1-1
Bennie Logan	0-3-3	1-1-2	3-3-6	0-1-1									4-8-12
Craig Loston	1-5-6	1-0-1	0-0-0	4-0-4									6-5-11
Lamar Louis	0-0-0	0-0-0	0-3-3	0-0-0									0-3-3
Ronald Martin	0-1-1	1-0-1	4-1-5	0-2-2									5-4-9
Jalen Mills	2-2-4	4-3-7	6-0-6	1-1-2									13-6-19
Barkevious Mingo	3-3-6	1-1-2	0-0-0	0-1-1									4-5-9
Kevin Minter	0-6-6	5-4-9	2-4-6	4-0-4									11-14-25
Sam Montgomery	0-0-0	2-2-4	0-3-3	3-1-4									5-6-11
Luke Muncie	1-3-4	1-1-2	1-0-1	2-0-2									5-4-9
Jermauria Rasco	1-1-2	0-0-0	0-1-1	0-0-0									1-2-3
Eric Reid	3-4-7	1-1-2	2-2-4	4-3-7									10-10-20
Jerqwinick Sandolph	0-0-0	0-0-0	1-1-2	0-0-0									1-1-2
Tharold Simon	0-2-2	1-1-2	4-0-4	2-2-4									7-5-12
Quentin Thomas	0-0-0	0-0-0	0-1-1	0-0-0									0-1-1
Corey Thompson	0-0-0	1-1-2	1-0-1	0-0-0									2-1-3

<b>TFL-Yards</b>	<b>UNT</b>	<b>UW</b>	<b>UI</b>	<b>at AU</b>	<b>TOW</b>	<b>at UF</b>	<b>SC</b>	<b>at A&amp;M</b>	<b>Bama</b>	<b>MSU</b>	<b>UM</b>	<b>at Ark.</b>	<b>TOTALS</b>
Chancey Aghayere	0-0	1.0-11	0-0	0-0									1.0-11
Lamin Barrow	0-0	0-0	0-0	1.0-1									1.0-1
Lavar Edwards	1.0-9	1.0-6	0.5-0	1.0-6									3.5-21
Micah Eugene	0-0	1.0-8	0-0	2.0-6									3.0-14
Ego Ferguson	0-0	0.5-1	0-0	0-0									0.5-1
Deion Jones	1.0-7	0-0	0-0	1.0-1									2.0-8
Anthony Johnson	0.5-1	0.5-1	1.5-2	2.0-8									4.5-12
Bennie Logan	0-0	1.0-1	0.5-1	0.5-1									2.0-6
Craig Loston	0-0	0-0	0-0	1.0-4									1.0-4
Ronald Martin	0.5-0	0-0	0.5-1	0-0									1.0-1
Barkevious Mingo	1.0-4	0-0	0-0	0-0									1.0-4
Kevin Minter	1.0-1	0.5-1	1.5-4	1.0-4									4.0-10
Sam Montgomery	0-0	1.5-4	1.0-2	3.5-14									6-20
Luke Muncie	0-0	1.0-2	0-0	0-0									1.0-2
Jermauria Rasco	1.0-1	0-0	0.5-1	0-0									1.5-2
Eric Reid	0-0	0-0	0-0	1.0-1									1.0-1

<b>Sacks-Yards</b>	<b>UNT</b>	<b>UW</b>	<b>UI</b>	<b>at AU</b>	<b>TOW</b>	<b>at UF</b>	<b>SC</b>	<b>at A&amp;M</b>	<b>Bama</b>	<b>MSU</b>	<b>UM</b>	<b>at Ark.</b>	<b>TOTALS</b>
Chancey Aghayere	0-0	1.0-11	0-0	0-0									1.0-11
Lavar Edwards	0-0	1.0-6	0-0	0-0									1.0-6
Micah Eugene	0-0	1.0-8	0-0	2.0-6									3.0-14
Anthony Johnson	0-0	0-0	0-0	1.0-5									1.0-5
Sam Montgomery	0-0	1.0-3	0-0	1.0-5									2.0-8

**SPECIAL TEAMS TACKLES**

Tackles (UT-AT-TOT)	UNT	UW	UI	at AU	TOW	at UF	SC	at A&M Bama	MSU	UM	at Ark.	TOTALS
---------------------	-----	----	----	-------	-----	-------	----	-------------	-----	----	---------	--------

**OFFENSIVE LINE - SNAPS PLAYED**

Player	UNT	UW	UI	at AU	TOW	at UF	SC	at A&M Bama	MSU	UM	at Ark.	TOTALS
Vadal Alexander	11	3	32	DNP								46
L'ael Collins	36	62	60	70								228
Chris Davenport	2	3	6	DNP								11
Ben Domingue	DNP	3	6	6								15
Josh Dworaczyk	31	66	28	70								195
Chris Faulk	67	DNP	DNP	DNP								67
Alex Hurst	58	66	60	70								254
P.J. Lonergan	67	54	21	62								204
Elliott Porter	2	15	39	8								64
Trai Turner	2	7	17	0								26
Josh Williford	67	66	59	70								262

**OFFENSIVE LINE - KNOCKDOWNS**

Player	UNT	UW	UI	at AU	TOW	at UF	SC	at A&M Bama	MSU	UM	at Ark.	TOTALS
Vadal Alexander	0	0	5	DNP								5
L'ael Collins	3	5.5	1	5.5								15
Chris Davenport	0	0	1	DNP								1
Ben Domingue	DNP	1	0	0								1
Josh Dworaczyk	1.5	3	1.5	4.5								10.5
Chris Faulk	4.5	DNP	DNP	DNP								4.5
Alex Hurst	5.5	2.5	4	5								17
P.J. Lonergan	3.5	2.5	2.5	5.5								14
Elliott Porter	0	1	2	1								4
Trai Turner	0	1	4	0								5
Josh Williford	7.5	3.5	6	6.5								23.5

# Game 1

<b>North Texas</b>	<b>14</b>
<b>#3/1 LSU</b>	<b>41</b>



Sept. 1, 2012 • Tiger Stadium • Baton Rouge, La. • 92,059

## No. 1 Tigers Run Past North Texas In Season-Opener, 41-14

Running backs **Kenny Hilliard** and **Alfred Blue** combined for 264 of LSU's 316 rushing yards as the Tigers used a dominant running game to beat North Texas, 41-14, in the season-opener for both teams. The win extended three LSU winning streaks – all the longest in the nation - non-conference regular season (38), Tiger Stadium (18), and overall regular season (14). Hilliard led all rushers with a career-best 141 yards and 2 TDs, while Blue added 123 yards in what was just his third career start. LSU never trailed in the contest as the Tigers took control early needing just four plays to go 66 yards for a 7-0 lead on a 38-yard run by Hilliard. LSU stretched the lead to 14-0 on a 70-yard punt return by **Odell Beckham Jr.**, and then to 21-0 just seconds into the second quarter on another TD run (5 yards) by Hilliard. A 44-yard field goal by **Drew Alleman** extended the lead to 24-0 with 6:26 left in the first half. North Texas scored on an 80-yard pass with just under 2 minutes to go in the first half to cut the deficit to 24-7 at halftime. An Alleman field goal and a 34-yard TD pass from **Zach Mettenberger** to **Kadron Boone** extended the LSU lead to 34-7 early in the fourth quarter. Fullback **J.C. Copeland** scored on a 5-yard run with just over 2 minutes left for the final margin of 41-14. Mettenberger connected on a 19-of-26 passes for 192 yards and 1 TD in his first career start, while **Jarvis Landry** hauled in 8 passes for 82 yards to lead the Tigers. **Eric Reid** (7 tackles, 1 interception), **Lamin Barrow** (7 tackles) and **Barkevious Mingo** (6 tackle, 1.0 TFL, 1 QB hurry) led a Tiger defense that limited the Mean Green to 219 total yards (76 rushing, 143 passing).

### Scoring

	0	7	0	7	- 14
<b>NORTH TEXAS</b>					
<b>LSU</b>	14	10	3	14	- 41

LSU	12:30	1Q	Hilliard 38 run (Alleman Kick)
LSU	6:26	1Q	Beckham 70 punt return (Alleman Kick)
LSU	14:56	2Q	Hilliard 5 run (Alleman Kick)
LSU	6:26	2Q	Alleman 44 FG
UNT	1:55	2Q	Chancellor 80 pass from Thompson (Olen Kick)
LSU	2:10	3Q	Alleman 30 FG
LSU	14:51	4Q	Boone 34 pass from Mettenberger (Alleman Kick)
UNT	7:28	4Q	Chancellor 15 pass from Thompson (Olen Kick)
LSU	2:20	4Q	Copeland 5 run (Alleman Kick)

### Team Stats

	UNT	LSU
FIRST DOWNS	9	26
RUSHING	5	15
PASSING	3	8
PENALTY	1	3
RUSHING ATTEMPTS	35	46
YARDS GAINED RUSHING	99	351
YARDS LOST RUSHING	23	35
NET YARDS RUSHING	76	316
NET YARDS PASSING	143	192
PASSES ATTEMPTED	21	26
PASSES COMPLETED	8	19
HAD INTERCEPTED	1	1
TOTAL OFFENSIVE PLAYS	56	72
TOTAL NET YARDS	219	508
AVERAGE GAIN PER PLAY	3.9	7.1
FUMBLES/LOST	1/1	2/0
PENALTIES/YARDS	5/46	10/55
INTERCEPTIONS/YARDS	1/0	1/0
PUNTS/YARDS	8/327	3/123
AVERAGE PER PUNT	40.9	41.0
PUNT RETURNS/YARDS	0/0	4/75
KICKOFF RETURNS/YARDS	4/74	1/26
POSSESSION TIME	28:21	31:39
THIRD-DOWN CONVERSIONS	5/15	7/14
FOURTH-DOWN CONVERSIONS	0/0	0/0
SACKS BY	2/25	0/0

### LSU

RUSHING	Att.	Gain	Lost	Net	TD	Long
Kenny Hilliard	13	141	0	141	2	60
Alfred Blue	14	125	2	123	0	37
Michael Ford	8	50	0	50	0	12
Alfred Blue	4	33	0	33	1	16
Stephen Rivers	1	2	0	2	0	2
TEAM	1	0	3	-3	0	0
Russell Shepard	1	0	5	-5	0	0
Zach Mettenberger	2	0	25	-25	0	0

PASSING	Att.	Comp	Int	Yds	TD	Long	Sacks
Zach Mettenberger	26	19	1	192	1	34	2

RECEIVING	No.	Yds.	TD	Long
Jarvis Landry	8	82	0	33
Odell Beckham, Jr.	3	30	0	21
Kadron Boone	2	46	1	34
Alfred Blue	2	15	0	10
Russell Shepard	1	11	0	11
Chase Clement	1	4	0	4

PUNTING	No.	Yds.	Avg.	Long	I20
Jamie Keehn	3	123	41.0	51	1

FIELD GOALS	Att.	Made	Long	KICKS
Drew Alleman	3	2	44	Made 44, 30

ALL RETURNS	Punts			Kickoffs			Intercepted		
	No.	Yds.	Lg.	No.	Yds.	Lg.	No.	Yds.	Lg.
Odell Beckham Jr.	4	75	70	1	26	26	0	0	0
Eric Reid	0	0	0	0	0	0	1	0	0

### NORTH TEXAS

RUSHING	Att.	Gain	Lost	Net	TD	Long
Brandin Byrd	14	41	1	40	0	12
Antoinne Jimmerson	8	24	1	23	0	6
Jeremy Brown	8	28	8	20	0	11
Derek Thompson	3	6	0	6	0	4
Brelan Chancellor	1	0	4	-4	0	0
Chris Bynes	1	0	9	-9	0	0

PASSING	Att.	Comp	Int.	Yds.	TD	Long	Sacks
Derek Thompson	21	8	1	143	2	80	0

RECEIVING	No.	Yds.	TD	Long
Brelan Chancellor	4	114	2	80
Chris Bynes	1	13	0	13
Andrew Power	1	7	0	7
Drew Miller	1	5	0	5
Marcus Smith	1	4	0	4

PUNTING	No.	Yds.	Avg.	Long	I20
Will Atterberry	8	327	40.9	48	2

FIELD GOALS	Att.	Made	Long	KICKS
none				

ALL RETURNS	Punts			Kickoffs			Intercepted		
	No.	Yds.	Lg.	No.	Yds.	Lg.	No.	Yds.	Lg.
Brelan Chancellor	0	0	0	4	74	26	0	0	0
Zac Whitfield	0	0	0	0	0	0	1	0	0

# Game 2

Washington	3
#3 LSU	41



Sept. 8, 2012 • Tiger Stadium • Baton Rouge, La. • 92,804

## LSU Uses Dominating Effort On Both Sides Of Ball In 41-3 Win Over Washington

LSU put together a dominating performance on both sides of the ball as the third-ranked Tigers rolled up 437 yards of offense (242 rushing, 195 passing), while holding Washington to only 183 total yards (26 rushing, 157 passing) in a 41-3 win in Tiger Stadium. Had it not been for LSU fumbling the opening kickoff at its own 16-yardline, LSU could have very easily pitched a shutout as outside of that first possession, Washington didn't get inside the Tiger 30-yard line all night. After spotting the Huskies a 3-0 lead, LSU took over, scoring (5 TDs, 2 FGs) on seven of its next nine possessions. LSU took the lead for good when **Alfred Blue** scampered 21-yards for a 7-3 Tiger lead at the 11:18 mark in the first quarter. LSU extended the advantage to 14-3 two possessions later when **J.C. Copeland** plunged 1-yard for a TD. A pair of second quarter **Drew Alleman** field goals (18 and 32 yards) gave the Tigers a 20-3 lead at halftime. After a 3-and-out by UW on its first possession of the second half, the Tigers went 61 yards on seven plays capped on a 3-yard run by **Kenny Hilliard** to extend the lead to 27-3 at the 10:35 mark in the third quarter. **Zach Mettenberger** connected with **Kadron Boone** on a 32-yard scoring strike late in the third quarter to stretch the lead to 34-3. Blue led the Tigers in rushing with 101 yards for his second straight 100-yard game, while Mettenberger completed 12-of-18 passes for 195 yards and a score. Defensively, LB **Kevin Minter** led the Tigers with 9 tackles, while DE **Sam Montgomery** added 4 tackles and had one of LSU's four sacks. Other sacks came from **Micha Eugene** (-8 yards), **Chancey Aghayere** (-11 yards) and **Lavar Edwards** (-6 yards). **Jalen Mills** had LSU's only interception to go with 7 tackles.

### Scoring

WASHINGTON	3	0	0	0	-3
LSU	14	6	14	7	-41

WASH	14:03	1Q	Coons 34 FG
LSU	11:18	1Q	Blue 21 run (Alleman Kick)
LSU	2:11	1Q	Copeland 1 run (Alleman Kick)
LSU	10:02	2Q	Alleman 18 FG
LSU	5:03	2Q	Alleman 32 FG
LSU	10:35	3Q	Hilliard 3 run (Alleman Kick)
LSU	2:36	3Q	Boone 32 pass from Mettenberger (Alleman Kick)
LSU	8:04	4Q	Hilliard 1 run

### Team Stats

	WASH	LSU
FIRST DOWNS	12	24
RUSHING	3	13
PASSING	6	9
PENALTY	3	2
RUSHING ATTEMPTS	24	52
YARDS GAINED RUSHING	59	250
YARDS LOST RUSHING	33	8
NET YARDS RUSHING	26	242
NET YARDS PASSING	157	195
PASSES ATTEMPTED	36	19
PASSES COMPLETED	17	12
HAD INTERCEPTED	1	0
TOTAL OFFENSIVE PLAYS	60	71
TOTAL NET YARDS	183	437
AVERAGE GAIN PER PLAY	3.0	6.2
FUMBLES/LOST	0/0	1/1
PENALTIES/YARDS	11/74	5/43
INTERCEPTIONS/YARDS	0/0	1/4
PUNTS/YARDS	8/301	3/163
AVERAGE PER PUNT	37.6	54.3
PUNT RETURNS/YARDS	1/1	3/11
KICKOFF RETURNS/YARDS	3/63	2/54
POSSESSION TIME	26:21	33:39
THIRD-DOWN CONVERSIONS	4/16	7/12
FOURTH-DOWN CONVERSIONS	1/3	0/0
SACKS BY	0/0	4/28

### LSU

RUSHING	Att.	Gain	Lost	Net	TD	Long
Alfred Blue	14	101	0	101	1	21
Michael Ford	10	48	0	48	0	11
Kenny Hilliard	13	46	0	46	2	9
Spencer Ware	8	41	3	38	0	9
Zach Mettenberger	2	7	0	7	0	5
Connor Neighbors	1	5	0	5	0	5
J.C. Copeland	2	2	0	2	1	1
TEAM	2	0	5	-5	0	0

PASSING	Att.	Comp	Int	Yds	TD	Long	Sacks
Zach Mettenberger	18	12	0	195	1	32	0
Spencer Ware	1	0	0	0	0	0	0

RECEIVING	No.	Yds.	TD	Long
James Wright	5	75	0	23
Odell Beckham, Jr.	2	40	0	24
Alfred Blue	2	19	0	14
Kadron Boone	1	32	1	32
Jarvis Landry	1	20	0	20
Spencer Ware	1	9	0	9

PUNTING	No.	Yds.	Avg.	Long	I20
Brad Wing	3	163	54.3	62	1

FIELD GOALS	Att.	Made	Long	KICKS
Drew Alleman	2	2	32	Made: 18, 32

ALL RETURNS	Punts			Kickoffs			Intercepted		
	No.	Yds.	Lg.	No.	Yds.	Lg.	No.	Yds.	Lg.
Odell Beckham, Jr.	2	4	3	2	54	34	0	0	0
Jarvis Landry	1	7	7	0	0	0	0	0	0
Jalen Mills	0	0	0	0	0	0	1	4	4

### WASHINGTON

RUSHING	Att.	Gain	Lost	Net	TD	Long
Erich Wilson	4	25	0	25	0	9
Bishop Sankey	8	20	4	16	0	9
Dezden Petty	7	10	1	9	0	4
Keith Price	5	4	28	-24	0	4

PASSING	Att.	Comp	Int.	Yds.	TD	Long	Sacks
Keith Price	36	17	1	157	0	22	4

RECEIVING	No.	Yds.	TD	Long
Austin Seferian-Jenkins	6	51	0	18
Kevin Smith	4	48	0	22
Bishop Sankey	3	30	0	15
Kasen Williams	3	19	0	8
Jaydon Mickens	1	9	0	9

PUNTING	No.	Yds.	Avg.	Long	I20
Korey Durkee	8	301	37.6	53	2

FIELD GOALS	Att.	Made	Long	KICKS
Travis Coons	1	34	34	Made: 34

ALL RETURNS	Punts			Kickoffs			Intercepted		
	No.	Yds.	Lg.	No.	Yds.	Lg.	No.	Yds.	Lg.
Kevin Smith	0	0	0	1	17	17	0	0	0
Jaydon Mickens	0	0	0	1	30	3	0	0	0
Shaq Thompson	0	0	0	1	16	16	0	0	0
Cody Bruns	1	1	1	0	0	0	0	0	0



# Game 3

<b>Idaho</b>	<b>14</b>
<b>#3/2 LSU</b>	<b>63</b>



Sept. 15, 2012 • Tiger Stadium • Baton Rouge, La. • 92,177

## LSU Uses Big Second-Half To Blowout Idaho, 63-14

Zach Mettenberger had his best game in an LSU uniform and the Tigers scored a pair of defensive touchdowns in rolling to a 63-14 win over Idaho in Tiger Stadium. LSU never trailed in the contest, taking a 14-0 with touchdowns on its first two possessions. Mettenberger connected with **Kadron Boone** on a 17-yard TD to open the scoring for the Tigers at the 9:46 mark in the first quarter and **Alfred Blue** followed with a 3-yard TD run just three minutes later. Idaho got to within 14-7 early in the second quarter, but **Ronald Martin** extended the lead to 21-7 on a 45-yard interception return for a score. LSU led 28-14 at halftime. In the second half, LSU scored 35 unanswered points as the Tigers registered the most points in a game during the **Les Miles** era. DE **Lavar Edwards** returned an interception 23 yards for a TD four minutes in to the third quarter to extend the Tiger advantage to 35-14. **Kenny Hilliard**, who led LSU with 116 yards, scored two TDs in the third quarter, giving the Tigers a 49-14 advantage. True freshman RB **Jeremy Hill**, in his first collegiate action, had a pair of fourth quarter TD runs for the final margin of 63-14. For the game, the Tigers piled up 472 total yards (250 rushing, 222 passing), while limiting the Vandals to just 213 yards (39 rushing, 174 passing). Mettenberger finished 17-of-22 for 222 yards, two TDs and one interception. WR **Jarvis Landry** led the Tigers in receiving with five catches for 35 yards and a score. CB **Jalen Collins**, DT **Bennie Logan** and LB **Kevin Minter** each recorded 6 tackles to lead the Tigers, while S **Ronald Martin** had 5 tackles and a pair of interceptions in his first career start.

### Scoring

<b>IDAHO</b>	0	14	0	0	- 14
<b>LSU</b>	14	14	21	14	- 63

LSU	9:46	1Q	Boone 17 pass from Mettenberger (Alleman kick)
LSU	6:29	1Q	Blue 3 run (Alleman kick)
IDAHO	13:47	2Q	LaGrone 4 pass from Blackman (Farquhar kick)
LSU	9:05	2Q	Martin 45 Interception (Alleman kick)
IDAHO	5:34	2Q	Level 22 pass from Blackman (Farquhar kick)
LSU	0:37	2Q	Landry 7 pass from Mettenberger (Alleman kick)
LSU	10:58	3Q	Edwards 23 Interception (Alleman kick)
LSU	8:29	3Q	Hilliard 71 run (Alleman kck)
LSU	0:00	3Q	Hilliard 1 run (Alleman kick)
LSU	10:08	4Q	Hill 4 run (Alleman kick)
LSU	4:35	4Q	Hill 8 run (Alleman kick)

### Team Stats

	<b>IDAHO</b>	<b>LSU</b>
FIRST DOWNS	14	21
RUSHING	3	11
PASSING	8	10
PENALTY	3	0
RUSHING ATTEMPTS	26	39
YARDS GAINED RUSHING	62	268
YARDS LOST RUSHING	23	18
NET YARDS RUSHING	39	250
NET YARDS PASSING	174	222
PASSES ATTEMPTED	36	23
PASSES COMPLETED	23	17
HAD INTERCEPTED	4	0
TOTAL OFFENSIVE PLAYS	62	62
TOTAL NET YARDS	213	472
AVERAGE GAIN PER PLAY	3.4	7.6
FUMBLES/LOST	1/0	1/0
PENALTIES/YARDS	9/49	8/58
INTERCEPTIONS/YARDS	1/94	4/82
PUNTS/YARDS	7/316	5/226
AVERAGE PER PUNT	45.1	45.2
PUNT RETURNS/YARDS	2/(5)	4/31
KICKOFF RETURNS/YARDS	6/75	3/99
POSSESSION TIME	33:07	26:53
THIRD-DOWN CONVERSIONS	3/14	4/10
FOURTH-DOWN CONVERSIONS	1/3	0/0
SACKS BY	3/12	0/0

### LSU

<b>RUSHING</b>	<b>Att.</b>	<b>Gain</b>	<b>Lost</b>	<b>Net</b>	<b>TD</b>	<b>Long</b>
Kenny Hilliard	11	118	2	116	2	71
Jeremy Hill	10	61	0	62	2	16
Alfred Blue	10	49	3	56	1	9
Russell Shepard	3	24	0	24	0	18
Michael Ford	1	9	0	9	0	9
Zach Mettenberger	4	7	13	-6	0	7

<b>PASSING</b>	<b>Att.</b>	<b>Comp</b>	<b>Int</b>	<b>Yds</b>	<b>TD</b>	<b>Long</b>	<b>Sacks</b>
Zach Mettenberger	22	17	1	222	2	46	3
Stephen Rivers	1	0	0	0	0	0	0

<b>RECEIVING</b>	<b>No.</b>	<b>Yds.</b>	<b>TD</b>	<b>Long</b>
Jarvis Landry	5	35	1	14
Odell Beckham, Jr.	4	73	0	46
Russell Shepard	3	68	0	33
Alfred Blue	3	22	0	9
Kadron Boone	1	17	1	17
Terrence Magee	1	7	0	7

<b>PUNTING</b>	<b>No.</b>	<b>Yds.</b>	<b>Avg.</b>	<b>Long</b>	<b>I20</b>
Brad Wing	5	226	45.2	51	3

<b>FIELD GOALS</b>	<b>Att.</b>	<b>Made</b>	<b>Long</b>	<b>KICKS</b>
none				

	<b>Punts</b>			<b>Kickoffs</b>			<b>Intercepted</b>		
	<b>No.</b>	<b>Yds.</b>	<b>Lg.</b>	<b>No.</b>	<b>Yds.</b>	<b>Lg.</b>	<b>No.</b>	<b>Yds.</b>	<b>Lg.</b>
<b>ALL RETURNS</b>									
Odell Beckham, Jr.	4	31	11	0	0	0	0	0	0
Ronald Martin	0	0	0	0	0	0	2	45	45
Jalen Mills	0	0	0	0	0	0	1	14	14
Lavar Edwards	1	7	7	0	0	0	1	23	23
Michael Ford	0	0	0	3	99	42	0	0	0

### IDAHO

<b>RUSHING</b>	<b>Att.</b>	<b>Gain</b>	<b>Lost</b>	<b>Net</b>	<b>TD</b>	<b>Long</b>
Todd Handley	6	20	0	20	0	14
Ryan Bass	11	35	16	19	0	21
Justin Parkins	3	3	0	3	0	2
Dominique Blackman	1	1	0	1	0	1
TEAM	1	0	1	-1	0	0
James Baker	4	3	3	-3	0	3

<b>PASSING</b>	<b>Att.</b>	<b>Comp</b>	<b>Int.</b>	<b>Yds.</b>	<b>TD</b>	<b>Long</b>	<b>Sacks</b>
Dominique Blackman	36	23	4	174	2	22	0

<b>RECEIVING</b>	<b>No.</b>	<b>Yds.</b>	<b>TD</b>	<b>Long</b>
Jahrie Level	5	48	0	22
Michael LaGrone	5	36	0	15
Najee Lovett	4	26	0	12
Justin Veltung	3	12	0	5
Mike Scott	2	20	0	15
Todd Handley	1	15	0	15
Marquan Major	1	9	0	9
Clayton Homme	1	4	0	4
Ryan Bass	1	4	0	4

<b>PUNTING</b>	<b>No.</b>	<b>Yds.</b>	<b>Avg.</b>	<b>Long</b>	<b>I20</b>
Bobby Cowan	7	316	45.1	52	1

	<b>Punts</b>			<b>Kickoffs</b>			<b>Intercepted</b>		
	<b>No.</b>	<b>Yds.</b>	<b>Lg.</b>	<b>No.</b>	<b>Yds.</b>	<b>Lg.</b>	<b>No.</b>	<b>Yds.</b>	<b>Lg.</b>
<b>ALL RETURNS</b>									
Najee Lovett	0	0	0	1	6	6	0	0	0
Justin Veltung	2	-5	0	4	56	16	0	0	0
Ryan Bass	0	0	0	1	13	13	0	0	0
Gary Walker	0	0	0	0	0	0	1	94	94

# Game 4

#2 LSU	12
Auburn	10



Sept. 22, 2012 • Jordan-Hare Stadium • Auburn, Ala. • 86,721

## LSU Defense Stifles Auburn In SEC-Opening 12-10 Win

LSU's defense scored points for the second straight game while limiting Auburn to just nine first downs and 183 total yards in the 12-10 win over the Auburn Tigers in Jordan-Hare Stadium. The victory was just the second for LSU at Auburn since 2000 and sent the LSU Tigers to a 4-0 overall mark and a 1-0 league record. LSU appeared to have taken control of the game early, taking its first drive and moving the ball with little resistance to the Auburn 2-yard line. However, LSU came away with no points as QB **Zach Mettenberger** fumbled the snap on 3rd-and-1 and Auburn recovered ending the LSU drive. A play later, LSU took a 2-0 lead in the contest when DE **Sam Montgomery** tackled Auburn RB Tre Mason in the endzone for a safety. LSU's offense again move the ball with ease on its next possession, capped with a 2-yard TD run by **Michael Ford** to increase the lead to 9-0 midway through the first quarter. After its third possession without a first down, Auburn punted the ball back to LSU. Three plays later, Mettenberger fumbled for the second time in the first quarter when he was sacked for a 6-yard loss at the 26. Auburn needed only three plays to go 26 yards to pull to within, 9-7, as the first quarter came to an end. Auburn took its first lead of the game, 10-9, on a 40-yard field goal just before halftime. LSU got its first break of the second half when the Tigers recovered a fumbled Auburn punt at the 48-yard line. LSU marched to the Auburn 13-yard line where senior PK **Drew Alleman** kicked what proved to be the game-winning points with a 30-yard field goal late in the third quarter, giving LSU a 12-10 advantage. LSU's defense held Auburn to just two first downs in the fourth quarter as the LSU Tigers escaped with the 12-10 victory. **Spencer Ware** led LSU with 90 rushing yards to go along with 2 catches for 44 yards, including a 33-yarder on a 3-and-4 late in the fourth quarter that extended an LSU drive. Mettenberger completed 15-of-27 passes for 169 yards. **Eric Reid** (7 tackles) and **Sam Montgomery** (4 tackles, 3.5 TFL) led the Tiger defense.

### Scoring

LSU	9	0	3	0	-12
AUBURN	7	3	0	14	-10

LSU	8:21	1Q	Sam Montgomery Safety
LSU	4:18	1Q	Ford 1 run (Alleman kick)
AUB	0:00	1Q	McCalebb 4 run (Parker kick)
AUB	1:21	2Q	Parker 40 yd FG
LSU	5:26	3Q	Alleman 30 yd FG

### Team Stats

	AUB	LSU
FIRST DOWNS	9	15
RUSHING	5	8
PASSING	4	6
PENALTY	0	1
RUSHING ATTEMPTS	30	44
YARDS GAINED RUSHING	130	203
YARDS LOST RUSHING	21	44
NET YARDS RUSHING	182	86
NET YARDS PASSING	97	169
PASSES ATTEMPTED	27	22
PASSES COMPLETED	15	13
HAD INTERCEPTED	2	0
TOTAL OFFENSIVE PLAYS	52	71
TOTAL NET YARDS	183	351
AVERAGE GAIN PER PLAY	3.5	4.9
FUMBLES/LOST	2/1	2/2
PENALTIES/YARDS	5/37	9/80
INTERCEPTIONS/YARDS	0/0	2/6
PUNTS/YARDS	7/287	8/338
AVERAGE PER PUNT	41.0	42.2
PUNT RETURNS/YARDS	1/0	1/-5
KICKOFF RETURNS/YARDS	2/59	1/22
POSSESSION TIME	26:49	33:11
THIRD-DOWN CONVERSIONS	3/14	4/10
FOURTH-DOWN CONVERSIONS	0/1	0/0
SACKS BY	2/15	4/17

### LSU

RUSHING	Att.	Gain	Lost	Net	TD	Long
Spencer Ware	16	95	5	90	0	30
Michael Ford	8	42	1	41	1	18
Kenny Hilliard	10	40	0	40	0	12
Russell Shepard	2	7	0	7	0	4
J.C. Copeland	2	5	0	5	0	4
Zach Mettenberger	6	14	16	-1	0	5

PASSING	Att.	Comp	Int	Yds	TD	Long	Sacks
Zach Mettenberger	27	15	0	169	0	33	2

RECEIVING	No.	Yds.	TD	Long
Kadron Boone	3	49	0	29
James Wright	3	25	0	10
Jarvis Landry	3	23	0	9
Spencer Ware	2	44	0	33
Odell Beckham	2	15	0	9
Kenny Hilliard	1	7	0	7
Chase Clement	1	6	0	6

PUNTING	No.	Yds.	Avg.	Long	I20
Brad Wing	8	338	42.2	60	3

FIELD GOALS	Att.	Made	Long	KICKS
Drew Alleman	2	1	30	Made 30; Missed 34

ALL RETURNS	Punts			Kickoffs			Intercepted		
	No.	Yds.	Lg.	No.	Yds.	Lg.	No.	Yds.	Lg.
Jarvis Landry	0	0	0	1	22	22	0	0	0
Odell Beckham, Jr.	1	-5	0	0	0	0	0	0	0
Tharold Simon	0	0	0	0	0	0	1	6	6
Luke Muncie	0	0	0	0	0	0	1	0	0

### AUBURN

RUSHING	Att.	Gain	Lost	Net	TD	Long
Tre Mason	9	63	9	54	0	26
Onterio McCalebb	11	40	16	24	1	20
Jonathan Wallace	3	15	0	15	0	6
TEAM	1	0	2	-2	0	0
Kiehl Frazier	6	12	17	-5	0	8

PASSING	Att.	Comp	Int.	Yds.	TD	Long	Sacks
Kiehl Frazier	22	13	2	97	0	23	4

RECEIVING	No.	Yds.	TD	Long
Philip Lutzenkirchen	5	29	0	23
Emory Blake	4	56	0	22
Quan Bray	2	10	0	7
Onterio McCalebb	2	2	0	2

PUNTING	No.	Yds.	Avg.	Long	I20
Steven Clark	7	287	41.0	54	2

ALL RETURNS	Punts			Kickoffs			Intercepted		
	No.	Yds.	Lg.	No.	Yds.	Lg.	No.	Yds.	Lg.
Quan Bray	1	0	0	0	0	0	0	0	0
Onterio McCalebb	0	0	0	2	59	43	0	0	0