

# NORTH TEXAS FOOTBALL

North Texas Athletic Communications

Football Contact: Eric Capper • e-mail - eric.capper@unt.edu • office - 940-565-2476 • cell 940-367-0727

Football Contact: Steven Bartolotta • e-mail - steven.bartolotta@unt.edu • office - 940-369-8329 • cell 817-300-1931

## SCHEDULE/RESULTS

### SEPTEMBER

1	AT No. 1/3 LSU (ESPNU)	6 P.M.
8	VS. TEXAS SOUTHERN (TXA21)	6 P.M.
15	AT KANSAS STATE (FSN)	6 P.M.
22	VS. TROY* (ESPN3)	6 P.M.
29	AT FLORIDA ATLANTIC* (ESPN3)	4 P.M.

### OCTOBER

6	AT HOUSTON (CSS)	6 P.M.
16	VS. LOUISIANA-LAFAYETTE* (ESPN2)	8 P.M.
27	AT MIDDLE TENNESSEE*	2:30 P.M.

### NOVEMBER

3	VS. ARKANSAS STATE*	4 P.M.
10	VS. SOUTH ALABAMA* (TXA21)	4 P.M.
17	AT ULM*	3 P.M.
24	AT WKU* (SBN)	12 P.M.

\*SUN BELT CONFERENCE GAME

ALL TIMES CENTRAL

FSN- FOX SPORTS

ESPN3- ESPN3/ESPN3.com

CSS- Comcast Sports South

SBN- Sun Belt Network

## NORTH TEXAS COACHING STAFF

Head Coach:	Dan McCarney
Associate HC/OC	Mike Canales
Defensive Coordinator/LB's	John Skladany
Wide Receivers	Nick Quartaro*
Running Backs	Mike Grant*
TE's/Special Teams	Kent Riddle
Offensive Line	Mike Simmonds
Defensive Line	Mike Nelson
Safeties	Noah Joseph*
Cornerbacks	Justin Gaines

\*- In the press box on game day

## RADIO: MEAN GREEN RADIO NETWORK

George Dunham, play-by-play

Hank Dickenson, analyst

KNTU 88.1 FM (Denton)

KHYI 95.3 FM (Dallas/Fort Worth)

## TELEVISION: ESPNU

Clay Matvick, play-by-play

Matt Stinchcomb, analyst

Allison Williams, sideline



## North Texas Mean Green

Record: 0-0 Sun Belt 0-0

Head Coach: Dan McCarney, 2nd season

NT Record: 5-7 • Record vs. LSU: 0-0 •  
Career Record: 61-92 (14th season)



## LSU Tigers

Record: 0-0 SEC 0-0

Head Coach: Les Miles, 8th season

LSU Record: 75-18 • Record vs. NT: 2-0  
Career Record: 103-39 (12th season)

## Game Information

Venue:	Tiger Stadium
Capacity:	92,542
Playing Surface:	Natural Grass
Series Record:	LSU leads 4-0
Last Meeting:	LSU 41 NT 3
In Baton Rouge:	LSU leads 4-0
Radio:	KHYI 95.3 FM KNTU 88.1 FM
TV:	ESPNU
Live Stats:	www.LSUSports.net
Webcast:	www.ESPN3.com

## MEAN GREEN BEGINS 2012 SEASON AT TOP-RANKED LSU

→ North Texas opens the 2012 season at No. 1 ranked LSU. It's the second season for head coach Dan McCarney, who last year led the Mean Green to its most wins since 2004. LSU is coming off a 13-1 season in which it lost to Alabama 21-0 in the BCS National championship game. The Tigers are No. 1 in the coaches poll and No. 3 in the AP poll.

→ Dan McCarney has never faced LSU as a head coach, but he was 2-1 against the Tigers as the defensive coordinator at Florida from 2008-10.

→ The Mean Green returns nine starters on offense and five on defense. Junior quarterback Derek Thompson threw for 1,759 yards last season, which was the fifth-most passing yards in a single season since 1995. On defense, leading tackler Zach Orr returns after leading the Mean Green with 74 tackles last season despite missing the final three games with an injury.

→ The Mean Green opens the season on the road for the 11th straight year. It is the third time in school history that North Texas has started a year out against the No. 1 team in the nation.

→ North Texas is 37-56-3 all-time in the season debut. The Mean Green has won just two season-openers in the last 15 years, a 14-7 win at Middle Tennessee in 2005 and a 20-10 victory at Ball State in 2009.

→ In the first-year under head coach Dan McCarney North Texas averaged only 41.4 yards a game in penalties, which was the fewest penalty yards per game for a Mean Green team since 1999.

→ Turnover margin was another area of dramatic turnaround last season for the Mean Green. North Texas went from 71st in the nation in 2010 at -3 to 15th in the nation at +9 in turnover margin in 2011. The turnaround was the 12th-best in the nation last season. From 2006-2010, the Mean Green was a combined -60 in turnover margin. Last year was the first time North Texas had been on the positive side in the turnover margin since 2004.

## NT TURNOVER MARGIN SINCE 2005

Year	Margin	National Rank
2011	+3	15th
2010	-3	71st
2009	-14	117th
2008	-17	116th
2007	-11	110th
2006	-15	117th
2005	0	55th

# NORTH TEXAS FOOTBALL

## NORTH TEXAS QUICK FACTS

LOCATION .....	DENTON, TEXAS
FOUNDED .....	1890
INTERIM PRESIDENT .....	V. LANE RAWLINS
ENROLLMENT .....	36,206
FOUNDED .....	1890
ATHLETIC DIRECTOR.....	RICK VILLARREAL
NICKNAME .....	MEAN GREEN
COLORS .....	GREEN AND WHITE
HOME FIELD .....	APOGEE STADIUM
CAPACITY.....	30,850
SURFACE.....	ARTIFICIAL
FIRST YEAR OF FOOTBALL.....	1913
YEARS OF FOOTBALL .....	97
CONFERENCE.....	SUN BELT
HEAD COACH.....	DAN MCCARNEY
OVERALL RECORD .....	61-92 (14TH SEASON)
RECORD AT NORTH TEXAS .....	5-7 (2ND SEASON)
PRIMARY OFFENSE.....	SPREAD
PRIMARY DEFENSE.....	4-3

## MEAN GREEN TEAM RECORD

OVERALL.....	475-458-34
HOME .....	251-138-12
AWAY.....	222-315-22
NEUTRAL.....	2-5
SINCE DIV. I-A (1995).....	66-133
APOGEE STADIUM RECORD .....	4-2

## VERSUS OTHER FBS CONFERENCES

ACC .....	0-3
BIG EAST .....	0-1
BIG 12.....	7-56
BIG 10.....	1-0
CONFERENCE USA.....	33-48-1
INDEPENDENT.....	1-3
MID-AMERICAN .....	2-4
MOUNTAIN WEST.....	6-15
PAC-10 .....	2-4
SEC .....	3-33
SUN BELT.....	38-41
WAC.....	34-75-2

## TEAM STREAKS

WINS .....	1
HOME WINS .....	1
AWAY WINS.....	1
SUN BELT WINS.....	1
LOSSES.....	0
HOME LOSSES.....	0
AWAY LOSSES.....	0
NON-CONFERENCE LOSSES .....	0

## THE MEAN GREEN

ALL NORTH TEXAS ATHLETIC TEAMS ARE REFERRED TO AS "NORTH TEXAS" AND THE "MEAN GREEN." DO NOT USE THE TERMS "UNT," "NORTH TEXAS STATE," OR "EAGLES", TO DESCRIBE A NORTH TEXAS ATHLETIC TEAM.

## MEDIA AVAILABILITY FOR WEEK 1

MONDAY 27	TUESDAY 28	WEDNESDAY 29	THURSDAY 30	FRIDAY 31	SATURDAY 1	SUNDAY 2
Sun Belt Teleconference - Coach McCarney at 11:08 a.m	Dan McCarney Press Conference 11:30 a.m.  Bill Mercer Press Club, 5th floor in Apogee Stadium  <b>Only day for player availability at press conference</b>  Practice at Athletic Center	Practice at Athletic Center  No player availability	Practice at Athletic Center  No player availability	Practice at Athletic Center  Team Charter leaves for Baton Rouge  No player availability	Kickoff with LSU 6:00 p.m.	Player Conditioning at the Athletic Center
Players Off Day						

## THE MATCHUP BY THE NUMBERS

**4** - North Texas has four players on the roster from the state of Louisiana. Devante Davis, Jamarcus Jarvis, Mark Lewis and LaJaylin Smith are all true freshman from Louisiana. Davis is making a homecoming as he is a Baton Rouge product.

**6** - Since 2002, North Texas has started the season facing a team ranked in the top-10 five times. LSU, the preseason No. 1 in the nation, will be the sixth team.

**13** - In four previous meetings with LSU, North Texas has scored a combined 13 points in those four games. The only touchdown against LSU came in the first meeting in 1995.

**106** - The combined yards returning in the backfield for North Texas running backs from 2011. Junior Brandin Byrd had 83 yards, senior Jeremy Brown 23 yards and Antoine Jimmerson was a redshirt.

**113** - The leading rusher returning for North Texas is quarterback Derek Thompson, who ran for 113 yards last season.

**292** - In the 1995 matchup, North Texas finished with 292 total yards, the most in four games against LSU. The Mean Green had only 199 in 2008, 206 in 2005 and 132 in 1999. In 1995, Brian Waters, an offensive lineman with the New England Patriots last season, was the leading receiver for North Texas with five catches for 83 yards.

**899** - North Texas has its two leading receivers back from last season in Breelan Chancellor and Chris Bynes. The pair combined for 899 yards last season, which was nearly 40 percent of the receiving yards for North Texas.

## Head to Head vs. LSU (2011)

NT	Record	LSU
5-7		13-1
24.8	<b>Scoring/Game</b>	35.7
341.8	<b>Total Offense</b>	355.1
152.4	<b>Rushing Offense</b>	202.6
189.3	<b>Passing Offense</b>	152.5
429.3	<b>Total Defense</b>	261.5
163.5	<b>Rushing Defense</b>	90.1
265.8	<b>Passing Defense</b>	171.4
30.7	<b>Points Allowed</b>	11.3
27	<b>Sacks</b>	39
41.4	<b>Penalties/Game</b>	49.0
38%	<b>3rd Down Conversion</b>	45%
42%	<b>4th Down Conversion</b>	67%
+9	<b>Turnover Margin</b>	+20
18.9	<b>Kickoff Returns</b>	21.8
4.3	<b>Punt Returns</b>	13.4
39.9	<b>Net Punting</b>	41.2
32:21	<b>Time of Possession</b>	31:29

## THE LAST TIME VERSUS LSU.....

BATON ROUGE, La. (9/14/08) - The defending national champion Louisiana State Tigers proved too quick for the North Texas football team in a 41-3 win over the Mean Green on Saturday night. The North Texas offense played crisp and efficient against the defending SEC champions, but big plays from the Tigers broke the back of the Mean Green. LSU posted eight plays of 20 yards or greater which ignited the crowd of 91,602, the largest to ever see a North Texas team play. The NT offensive line gave Giovanni Vizza ample time to complete 22-of-40 attempts for 149 yards, including 16-of-26 for 110 yards in the first half. Royce Hill set up the Mean Green offense with its best field position of the day when he intercepted an Andrew Hatch pass and returned it to the LSU 25-yard line. Jeremy Knott got the Mean Green on the scoreboard five plays later with a 33-yard field goal to bring North Texas back to within a touchdown, at 10-3, just inside the second quarter.

# NORTH TEXAS FOOTBALL

## MEAN GREEN NOTES

### NORTH TEXAS MEDIA SERVICES

#### Who to contact

**Eric Capper:** 940-565-2476 (Office)  
940-367-0727 (Cell)

E-mail: [eric.capper@unt.edu](mailto:eric.capper@unt.edu)

**Steven Bartolotta:** 940-369-8329 (Office)  
817-300-1931 (Cell)

E-mail: [steven.bartolotta@unt.edu](mailto:steven.bartolotta@unt.edu)

#### Practice Coverage

Media has limited access to North Texas football practice. The media may view the first five periods of practices on Tuesday and Wednesday. The remaining practice is closed to all media and fans. .

#### Sun Belt Teleconference

The Sun Belt Conference will conduct a weekly teleconference with each of the 10 head coaches each Monday throughout the season. Coach McCarney will be on the call from 11:08-11:14 a.m. each week.

#### Credentials For Media

Those wishing to cover North Texas must contact Eric Capper or Steven Bartolotta for credentials for home and away games.

#### Tuesday Press Conference

All player and coach interviews will be conducted at a press conference on Tuesday afternoon at the Athletic Center at 11:30 a.m. **Requests for players should be made in advance through the sports information office by Monday at 12 p.m.** Players requested and unable to attend the press conference on Tuesday will be made available after practice on Tuesday. Special exemptions may be granted to those media wishing to interview a specific student-athlete before practice at the discretion of the media relations office.

#### Post-Practice Interviews

Interviews following practice will be conducted only for requested players not available at Tuesday's press conference. All out of town media with request for Coach McCarney, assistant coaches or players must contact Eric Capper or Steven Bartolotta.

#### Post-Game Interviews

The North Texas locker room is closed to all members of the media. Head coach Dan McCarney and requested players will be available for interviews following a brief cooling off period. Postgame interviews at Apogee Stadium will be held in the team meeting room in the athletic center.

#### The 97th Season Set to Begin

North Texas will begin its 97th season of football when it kicks off the 2012 season at LSU on Sept. 1. Since the inaugural season in 1913, North Texas has accumulated a record of 475-458-33, amassed 25 conference championships and played in seven bowl games.

#### Facing No. 1

LSU will be the fourth top-ranked team that North Texas has played in school history. North Texas last played a No. 1 team when it began the year at Oklahoma in 2003. The other two times North Texas played the top-ranked team in the nation was 1987 at Oklahoma and 1965 at Arkansas.

#### Vs. Ranked Opponents

The matchup with No. 1 LSU will be the 12th time in 13 years that North Texas has played a team ranked in the top 10 in the nation. Since the 2000 season, the Mean Green has faced a top-10 opponent every year except 2010. Of those 12 opponents, eight were ranked in the top five. North Texas has never beaten a top 10 opponent and hasn't beaten a ranked opponent since a 14-9 win over No. 20 San Diego State in 1974.

#### Returning Rushing Yards

With the departure of the school's all-time leading rusher Lance Dunbar, North Texas will have to rely on a bevy of inexperienced backs to fill his shoes. The Mean Green returns only 338 rushing yards from last year – and only 106 of that is from the running back position (Byrd with 83 and Brown with 23). Only five schools in FBS football return fewer total rushing yards than North Texas going into 2012.

Team	Ret. Rushing Yds.
1. Florida Atlantic	101
2. Idaho	184
3. Iowa	202
4. UTEP	258
5. Syracuse	311
6. North Texas	338

#### The Youth Movement Begins

With only 11 scholarship seniors on the roster, North Texas is tied for the eighth-youngest team in the nation. In the two-deep, the Mean Green has 12 true or redshirt freshmen. Of the 46 players on the offensive and defensive two-deep, 22 are either freshman, redshirt freshman or sophomores.

#### Youngest teams in FBS

1. Indiana	8
Rice	8
Colorado	8
4. Wisconsin	9
Marshall	9
Alabama	9
7. Louisville	10
<b>8. North Texas</b>	<b>11</b>
Clemson	11
TCU	11
Florida Atlantic	11
Middle Tenn.	11

#### A Deeper Look

While the North Texas two-deep roster features new faces, the entire roster shows even more new faces. Of the 105 players on the roster, 65 are sophomores or freshmen. A total of 46 players are either true or redshirt freshman.

#### PERCENTAGE BREAKDOWN BY CLASS

Senior	13.3%
Junior	24.8%
Sophomore	18.1%
Freshman	43.8%

# NORTH TEXAS FOOTBALL

## MEAN GREEN NOTES

### Updated Bios At MeanGreenSports.com

Throughout the season bios of selected offensive and defensive players will be updated and available at [www.meangreensports.com](http://www.meangreensports.com). Along with the updated bios the North Texas experience website can be accessed on the website that has complete bios on all the players and coaches.

### **North Texas Career Starts**

(minimum of 10 games)

Aaron Fortenberry, Sr., OL .....	21
Jeremy Phillips, Sr., LB .....	17
K.C. Obi, Sr., DE .....	15
Chris Bynes, Sr., WR .....	15
Mason Y'Barbo, So., OL .....	12
Cyril Lemon, So., OL .....	12
Brandon McCoy, Jr., DL .....	12
Ryan Boutwell, Jr., DL .....	12
Coleman Feeley, Sr., OL .....	11
Antonio Johnson, So., OL .....	11
Tevinn Cantly, Sr., DL .....	11
Zach Orr, Jr., LB .....	10

### **North Texas Consecutive Starts**

Aaron Fortenberry, Sr., OL .....	21
Chris Bynes, Sr., WR .....	12
Mason Y'Barbo, So., OL .....	12
Cyril Lemon, So., OL .....	12
Brandon McCoy, Jr., DL .....	12
Ryan Boutwell, Jr., DL .....	12
Antonio Johnson, So., OL .....	11
Tevinn Cantly, Sr., DL .....	9

### **North Texas Milestone Victories**

1	vs. Burlison College	25-0, 1914
<b>100</b>	<b>vs. Abilene Christian</b>	<b>18-7, 10/9/1936</b>
150	vs. Sam Houston	27-0, 10/25/1947
<b>200</b>	<b>vs. Midwestern</b>	<b>40-13, 10/22/1955</b>
250	vs. Southern Ill.	14-13, 10/31/1964
<b>300</b>	<b>vs. Houston</b>	<b>28-0, 10/11/1975</b>
350	vs. ULM	27-7, 11/5/1983
<b>400</b>	<b>vs. Texas State</b>	<b>35-28, 10/9/1993</b>
450	vs. Middle Tenn.	30-21, 10/2/2004
<b>475</b>	<b>vs. Middle Tenn.</b>	<b>59-7, 12/3/11</b>

### ***Bold - Home Games***

### **Seniors Wanted**

North Texas enters the 2012 campaign with youth spread across the entire lineup, but no place reflects that more than the secondary. The Mean Green is one of only four teams in the nation without a senior starter in the secondary to begin the year. Ironically, LSU is one of the other three teams in the nation with a senior starter in the secondary, along with Florida State and Virginia.

### **Atterberry Named to Ray Guy Watch List**

North Texas senior punter Will Atterberry is on the Ray Guy Award preseason watch list heading into the 2012 season. Atterberry, who is one of 25 players on the list, was also a nominee last season for the Ray Guy Award, which goes to the nation's best punter. Atterberry led the Sun Belt Conference in punting last season at 43.5 yards a kick and was named to the All-Sun Belt First Team. Atterberry had 16 punts of over 50 yards in 2011 and 26 punts that were inside the 20-yard line, which ranked eighth nationally. His average of 43.5 yards a kick was 24th in the nation last season and he is the nation's 16th-leading punter returning for the 2012 season. North Texas was ninth in the nation last season in net punting average at 39.8 yards. Atterberry has led North Texas in punting in three straight years and his average of 43.5 yards a punt in 2011 ranked fifth all-time at North Texas. Atterberry is the only punter from the Sun Belt Conference to make this list.

### **Two Named to Preseason All-Conference**

North Texas senior punter Will Atterberry and sophomore offensive lineman Cyril Lemon were named to the 2012 Preseason All-Sun Belt team. Atterberry was the leading punter in the Sun Belt Conference last season, while Lemon was the only true freshman offensive lineman in the nation to start all 12 games and receive all-conference honors. Lemon is one of only three sophomores to be part of the preseason all-conference team and is the only underclassman on the all-conference team that is an offensive lineman.

### **All-Purpose Man**

Wide Receiver Brelan Chancellor racked up a career-high 1,628 all-purpose yards in 2011, which was the fifth most in school history. He set the single-game record for all-purpose yards against Houston with 332. Chancellor had a school-record 1,094 kickoff return yards, 457 receiving yards, 46 rushing yards, and 31 yards returning punts. For his career, Chancellor will be chasing former teammate Lance Dunbar who holds the all-purpose yard career mark at 5,375. Chancellor sits with 2,573 all-purpose yards through his first two seasons. In fact, Chancellor was so versatile in 2011, he is the only player to have more than 30 yards in rushing, receiving, punt returns, and kickoff returns in a single season since Ja'Mel Branch in 2002. He enters the 2012 season needing 425 yards to break into the top-10 all-time at North Texas in all-purpose yards.

### **First Year Success**

Head Coach Dan McCarney started to turn the North Texas program around in short time. In his first year, McCarney led North Texas to its most wins in a single season since 2004 and a tie for the fourth-most wins in a single season since returning to FBS football in 1995. The Mean Green also notched the most league wins since 2004 and McCarney had the most conference wins by a first-year head coach at the FBS level at North Texas since 1973. McCarney collected the most wins by a first-year head coach since 1994 and the sixth-most by a first-year head coach ever at North Texas. The five wins also matched the most wins by a first-year head coach at the FBS level since 1979.

### **Television Networks Go Green**

The Mean Green will have its first seven games televised. The season opener at LSU is on ESPNU. The home opener against Texas Southern will be broadcast on TXA 21 in Dallas/Fort Worth. The matchup against Kansas State is going to be televised on Fox Sports. The first two Sun Belt Conference games -- at home against Troy and a road matchup with Florida Atlantic -- will be televised on ESPN3. On Oct. 6, Comcast Sports South will broadcast North Texas and Houston before ESPN2 spotlights North Texas at home against Louisiana-Lafayette for a Tuesday night feature. The final home game of the year against South Alabama will be on TXA 21 once again. The Mean Green's final televised regular season game will be on the road at Western Kentucky on Nov. 24, broadcast on the Sun Belt Network.

# NORTH TEXAS FOOTBALL

## MEAN GREEN NOTES

### 2012 SUN BELT STANDINGS

TEAM	CONFERENCE	OVERALL
ARKANSAS ST.	0 0 .000	0 0
FLORIDA ATLANTIC	0 0 .000	0 0
FIU	0 0 .000	0 0
LOUISIANA-LAFAYETTE	0 0 .000	0 0
MIDDLE TENNESSEE	0 0 .000	0 0
<b>NORTH TEXAS</b>	<b>0 0 .000</b>	<b>0 0</b>
SOUTH ALABAMA	0 0 .000	0 0
TROY	0 0 .000	0 0
ULM	0 0 .000	0 0
WESTERN KENTUCKY	0 0 .000	0 0

### THIS WEEK IN THE SUN BELT

#### AUGUST 30

UTSA AT SOUTH ALABAMA 6:30 P.M.

MCNEESE ST AT MIDDLE TENN. 6:30 P.M.

#### AUGUST 31

WAGNER AT FLORIDA ATLANTIC 7:00 P.M.

#### SEPTEMBER 1

TROY AT UAB 11 A.M.

**NORTH TEXAS AT LSU 6 P.M.**

AUSTIN PEAY AT WKU 6 P.M.

LAMAR AT LOUISIANA-LAFAYETTE 6 P.M.

FIU AT DUKE 6 P.M.

ARKANSAS ST. AT OREGON 9:30 P.M.

### MEAN GREEN'S RECORD WHEN:

LEADING AT THE HALF	0-0
TRAILING AT THE HALF	0-0
TIED AT THE HALF	0-0
LEADING AFTER THREE QUARTERS	0-0
TRAILING AFTER THREE QUARTERS	0-0
TIED AFTER THREE QUARTERS	0-0
SCORING FIRST	0-0
OPPONENT SCORES FIRST	0-0
RUNNING MORE PLAYS THAN OPPONENT	0-0
OPPONENT RUNS MORE PLAYS	0-0
SAME NUMBER OF PLAYS	0-0
COMMITTING MORE TURNOVERS	0-0
COMMITTING LESS TURNOVERS	0-0
TURNOVERS ARE EVEN	0-0
COMMITTING AT LEAST TWO TURNOVERS	0-0
WINNING TIME OF POSSESSION	0-0
OPPONENT WINS TIME OF POSSESSION	0-0
RUNNING 70 OR MORE OFF. PLAYS	0-0
RUNNING LESS THAN 70 OFF. PLAYS	0-0
RUSHING FOR 150 YARDS OR MORE	0-0
RUSHING FOR LESS THAN 150 YARDS	0-0
PASSING FOR 200 YARDS OR MORE	0-0
PASSING FOR LESS THAN 200 YARDS	0-0
PASSING % IS OVER 55%	0-0
PASSING % IS LESS THAN 55%	0-0
THIRD DOWN CONV. IS OVER 40%	0-0
THIRD DOWN CONV. IS LESS THAN 40%	0-0
GAINING MORE TOTAL YARDS THAN OPP	0-0
GAINING LESS TOTAL YARDS THAN OPP	0-0
PLAYING AT HOME	0-0
PLAYING ON THE ROAD	0-0
PLAYING ON NATURAL GRASS	0-0
PLAYING ON ARTIFICIAL SURFACE	0-0

### Momentum Moving Forward

For only the fifth time since 1986, North Texas ended the season having won three of its final five games. The last five games were the best since 2004 for the Mean Green. The 59-7 win over Middle Tennessee to end the 2011 season was the biggest margin of victory for the Mean Green ever in Sun Belt conference play while racking up 464 rushing yards, which tied a school record. The 59 points were the most points in a season-finale game for North Texas since scoring 63 against Drake in 1976.

### Stormy Series

There is something about the series with North Texas and LSU and the threat of hurricanes. With Hurricane Issac taking aim on the Louisiana gulf coast this week, it is just the latest in what has been a stormy series between the Mean Green and the Tigers. In 2005, North Texas was scheduled to open the season at LSU on Sept. 3 but Hurricane Katrina hit Louisiana causing the game to be re-scheduled for later in the year. The next meeting between the two teams came in 2008 on the heels of Hurricane Gustav which hit Louisiana 12 days before the game and in the middle of Hurricane Ike which made landfall along the Texas/Louisiana border on the day of the game. Louisiana is not the only place North Texas seems to draw storms to, as the 2005 game at FAU had to be moved to Miami's Pro Player Stadium because of damage along the Florida coast from Hurricane Wilma two weeks earlier.

### Graduate Work

Quarterback Derek Thompson and defensive lineman Ryan Boutwell each completed their undergraduate degrees by graduating in August. Both Thompson and Boutwell earned their degrees in Kinesiology in three years and have two years of eligibility remaining. Boutwell begins graduate school this fall in Kinesiology while Thompson begins graduate school in recreation and Leisure Studies.

### See You In C-USA

On May 4, 2012 the University of North Texas was extended and accepted an invitation for Conference USA membership effective July 1, 2013. North Texas is one of six schools that will be joining Conference USA. North Texas, the University of Texas-San Antonio, Louisiana Tech University, Florida International University and the University of North Carolina-Charlotte accepted invitations on May 4. On May 17, Old Dominion University announced it was also accepting C-USA's invitation. Each new member will join the league in all sports for 2013; Charlotte will begin conference participation in football in 2015. The metro area population of these schools is nearly 18 million. Existing members are East



Carolina University, Marshall University, Rice University, University of Southern Mississippi, Tulane University, The University of Tulsa, University of Alabama at Birmingham (UAB) and University of Texas El Paso (UTEP). Divisions will be set in the near future. The 14 members will also allow the Conference to continue to host its annual Football Championship game pitting champions from the East and West Divisions.

### Final Season In the Sun

North Texas football begins its 12th and final season as a member of the Sun Belt Conference before joining Conference USA in time for the 2013 season. The Mean Green entered the Sun Belt Conference in 2001, finished the campaign as Sun Belt Co-Champions and earned a berth in the New Orleans Bowl. North Texas went on to win four straight Sun Belt Conference titles from 2001-04 and play in four New Orleans Bowls during the same time. North Texas had a 26-game conference winning streak that stretched from 2001-05, a record that still stands. Since 2001, the Mean Green has had 95 players named to the all-conference team, and of those 49 were first-team all-conference selections. Jamario Thomas was the 2004 SBC Player of the Year and Brandon Kennedy a two-time Player of the Year in 2003 and 2002. Thomas was the Offensive Player of the Year in 2004, while Patrick Cobbs won the award in 2003. Chris Hurd was the Defensive Player of the Year in 2003, Kennedy in 2002, and Brad Kassell in 2001. Giovanni Vizza won the Freshman of the Year in 2007, Thomas in 2004, and Ja'Mel Branch in 2001. Aaron Weathers was the Newcomer of the Year in 2005, Dylan Lineberry in 2004, and Kevin Galbreath in 2001. Coach Darrell Dickey was a four-time Coach of the Year winner from 2001-04.

# NORTH TEXAS FOOTBALL

## MEAN GREEN NOTES

### Hayden Fry Tree

Former North Texas and Iowa head coach Hayden Fry has one of the most established coaching trees in the history of college football, including current Mean Green head coach Dan McCarney. Fry has had 26 of his former assistants go on to become either college or professional head coaches, including 10 that have been head coaches at the FBS (Div. I-A) level and six that are still active FBS coaches. And these are not just any coaches. The 10 FBS coaches who are former Fry assistants have combined to lead their teams to more than 60 bowl games as head coaches.

#### FORMER FRY ASSISTANTS WHO ARE CURRENT FBS HEAD COACHES

Name	W-L	PCT	YRS	Bowls
Brett Bielema	50-17	.746	6	6
Kirk Ferentz	89-61	.593	13	10
Bo Pelini	30-13	.698	4	4
Bob Stoops	130-32	.802	13	13
Bill Snyder	150-81-1	.647	20	13
<b>Dan McCarney</b>	<b>61-92</b>	<b>.399</b>	<b>13</b>	<b>5</b>

#### FORMER FRY ASSISTANTS AND FORMER FBS HEAD COACHES

Name	W-L	PCT	YRS	Bowls
Barry Alvarez	118-73-4	.605	16	11
Jim Leavitt	94-57	.623	13	5
Chuck Long	9-27	.250	3	0
Mike Stoops	40-45	.471	8	3

**collegepressbox.com**  
SINCE 2006 EVERYTHING BUT THE PRE-GAME MEAL

Collegepressbox.com is the official media website for Sun Belt Conference football.

Access and download weekly game notes, quotes, statistics, media guides, headshots, logos and more for the conference and each of its member schools.

Login information will be distributed to accredited media or you can apply for a password by sending an e-mail to [password@collegepressbox.com](mailto:password@collegepressbox.com).

### Magic Number 21

North Texas won its seventh straight game when holding an opponent to 21 points or less with a 59-7 win over Middle Tennessee to close the 2011 season. Since the beginning of the 2010 season, the Mean Green is 7-0 when holding its opponent to 21 or less, and 0-16 when allowing more than 21 points.

### Captains and Leadership Committee Named

Head Coach Dan McCarney has announced the team's 2012 captains and Leadership Committee, which will serve as the primary representatives for on-field and off-field activities. Captains elected by a team vote are senior offensive lineman Aaron Fortenberry, junior quarterback Derek Thompson, junior linebacker Zach Orr and junior defensive end Brandon McCoy. The Leadership Committee for this year will be Fortenberry and Orr as well as senior Nicolas Summerfield, junior Brandin Byrd, sophomores Andrew McNulty, Mason Y'Barbo and freshmen Zac Whitfield, Antoine Jimmerson, Kaydon Kirby and David Busby.

### Quality Losses

All seven of North Texas' losses in 2011 were to teams that were bowl eligible with at least seven wins. The combined record of the three non-conference opponents to beat North Texas was 33-7, including BCS National Champion Alabama (12-1) and 14th-ranked Houston (13-1). North Texas also dropped games to Tulsa (8-5), Arkansas State (10-3), Louisiana-Lafayette (9-4), FIU (8-5) and Western Kentucky (7-5).

### New Faces, Old Friends

Head coach Dan McCarney added two new coaches to his staff this past season, Jon Skladany as his defensive coordinator and Noah Joseph as the safeties coach. Skladany and McCarney have a long history together having worked together at Iowa State. Skladany was the defensive coordinator for the Cyclones from 1997-06 with McCarney. Most recently he was the defensive coordinator at UCF, where last season the Golden Knights finished ninth in the nation in total defense. Joseph arrives at North Texas from Montana State where he was the Co-Defensive Coordinator and secondary coach since 2007.

### Preseason Picks

In its final season in the Sun Belt Conference, the Mean Green has been picked to finish eighth in the preseason poll of the league's coaches. FIU was chosen as the favorite while defending conference champion Arkansas State was picked second.

#### 2012 Preseason Sun Belt Poll

1. FIU 92 (5)
2. Arkansas State 85 (2)
3. Louisiana-Lafayette 81 (2)
4. WKU 70 (1)
5. Troy 60
6. Louisiana-Monroe 47
7. Middle Tennessee 42
- 8. North Texas 36**
9. Florida Atlantic 23
10. South Alabama 14

### Mean Green Bloodlines

North Texas has its share of players on the roster that have great genes of their own but some have even better bloodlines. Linebacker Zachary Orr is the son of former NFL tight end Terry Orr, who was a member of the Washington Redskins Super Bowl teams in 1987 and 1991. Senior wide receiver Chris Bynes is the brother of Josh Bynes who was the leading tackler for the 2011 national champion Auburn Tigers and current member of the Baltimore Ravens. Junior linebacker Jeremy Phillips is the younger brother of Jason Phillips, the 2008 Mountain West Defensive Player of the Year for TCU and current Carolina Panthers linebacker. Tight end Andrew Power's brother, James, is the deep snapper for Thundering Herd of Marshall.

### Well Represented in the NFL

North Texas has had more players drafted to play professional football than any other team in the Sun Belt Conference. Since the first NFL draft in 1936, North Texas has had 77 players drafted, including seven players picked in the first round. Joe Greene is the highest drafted player ever from North Texas when he was selected by the Pittsburgh Steelers with the fourth overall pick in 1969.

# NORTH TEXAS FOOTBALL

## OFFENSIVE INDIVIDUAL NOTES

### NORTH TEXAS VS. LSU

#### STATISTICAL LEADERS (2011)

##### RUSHING YARDS (AVG.)

NORTH TEXAS	LSU
LANCE DUNBAR..... 92.9	SPENCER WARE .....54.4
JAMES HAMILTON...36.9	MICHAEL FORD.....54.0

##### PASSING YARDS (AVG.)

NORTH TEXAS	LSU
D. THOMPSON.....159.9	JARRETT LEE .....100.5
ANDREW McNULTY. 50.3	JORDAN JEFFERSON 73.7

##### RECEIVING YARDS (AVG.)

NORTH TEXAS	LSU
B. CHANCELLOR ....38.1	RUEBEN RANDLE ...65.5
CHRIS BYNES.....36.8	ODELL BECKHAM...33.9
LANCE DUNBAR.....29.2	RUSSELL SHEPARD .17.3
IVAN DELGADO .....27.7	DEANGELO PETERSON..12.8

##### TOTAL OFFENSE

NORTH TEXAS	LSU
D. THOMPSON.....170.2	JORDAN JEFFERSON100.0
LANCE DUNBAR.....92.9	JARRETT LEE .....99.3

##### TACKLES

NORTH TEXAS	LSU
ZACHARY ORR.....74	TYRANN MATHIEU ....76
RYAN DOWNING.....68	ERIC REID .....76

##### SACKS

NORTH TEXAS	LSU
BRANDON AKPUNKU.7.5	SAM MONTGOMERY..9.0
BRANDON MCCOY...4.5	BARKEVIOUS MINGO .8.0
JULIAN HERRON.....3.5	RON BROOKS.....3.5

##### INTERCEPTIONS

NORTH TEXAS	LSU
ROYCE HILL.....2	MORRIS CLAIBORNE....6
BRAD GRAHAM.....2	FIVE PLAYERS.....2
STEVEN FORD.....2	

##### PUNTING AVG.

NORTH TEXAS	LSU
WILL ATTERBERRY.43.5	BRAD WING .....44.4

##### FIELD GOALS

NORTH TEXAS	LSU
ZACH OLEN..... 8-16	DREW ALLEMAN . 16-18

### The Merry-Go-Round Stops

Since the start of the 2002 season, North Texas has had eight different quarterbacks starting the first game of the season in the last 10 years. Not since Scott Hall started the first game in 2001 and 2002 has the Mean Green had the same quarterback start the first game in back-to-back seasons. Derek Thompson will be the first QB since Hall to do that when he takes the opening snap vs. LSU Saturday.

### NT Opening Game QB's Since 2002

2002 -	Scott Hall
2003 -	Andrew Smith
2004 -	Scott Hall
2005 -	Daniel Meager
2006 -	Matt Phillips
2007 -	Daniel Meager
2008 -	Giovanni Vizza
2009 -	Riley Dodge
2010 -	Nathan Tune
2011 -	Derek Thompson

### Thompson Inches Toward Top-10

Quarterback Derek Thompson begins the 2012 campaign 946 passing yards away from joining the top-10 all-time passers at North Texas. He has 1,902 career yards, but passing yards isn't the only category Thompson is approaching. He already ranks fifth all-time in passing efficiency entering the 2012 season, with a rating of 121.63. For his career, his passing percentage is 58.4, ranks fourth-best in school history.

### A Three Headed Monster

Replacing the all-time leading rusher in school history, Lance Dunbar, will not fall on just one man this year. Brandin Byrd, Jeremy Brown, and Antoine Jimmerson are all expected to get time at the running back spot. Between the three, they only have a combined total of 279 rushing yards for their career. Byrd has 256 of those yards in his first two seasons. Brown, a former walk-on until who was put on scholarship this year, has 23 career rushing yards, while Jimmerson is a redshirt freshman who has yet to play at game at the FBS level.

### Young But Veterans

The Mean Green offensive line still features a youthful look despite having a veteran fell. Antonio Johnson, Cyril Lemon and Mason Y'Barbo are just sophomores, but the trio started 35 games last year. Lemon and Y'Barbo started all 12 games while Johnson started the final 11 games. Aaron Fortenberry, the lone senior, has started 21 consecutive games on the offensive line and between the four players, they have started 56 combined career games.

### Walk-On To Starter

Senior wide receiver Ivan Delgado was just a practice player at the beginning of last season. By the end of the year, he was the fourth leading receiver for the Mean Green. The former walk-on, a converted high school quarterback, came up with 26 catches for 305 yards and two touchdowns last season. Delgado started four of the last five games and had at least one catch in seven straight games. His breakout performance came in the victory over Troy, where he finished with nine receptions for 89 yards and a touchdown.

### Topping 4,000 yards

For a school record fifth straight season the North Texas offense topped the 4,000 total yard mark in 2011. The Mean Green finished with a 4,101 total yards of offense, which was the 11th best total in school history. North Texas finished with the 2011 season with a bang, averaging 437.3 yards in the final three games, which included tying the school record with 464 rushing yards in the final game of the year against MTSU.

### Making Plenty Of Lemonade

Cyril Lemon turned in one of the best freshman season playing the offensive line last season for the Mean Green. Lemon, who started all 12 games, was the only true freshman in the Sun Belt Conference to be on one of the three all-conference teams. Lemon was the only true freshman offensive lineman in the nation to start all 12 games and receive all-conference honors. He is the first freshman offensive lineman to earn all-conference honors at North Texas since 2000. Lemon was just the second freshman offensive lineman to earn all-conference honors in Sun Belt history.

# NORTH TEXAS FOOTBALL

## DEFENSIVE/SPECIAL TEAMS INDIVIDUAL NOTES

### NORTH TEXAS VS. LSU STAT BREAKDOWN (2011)

	NT	LSU
SCORING	289	500
POINTS PER GAME	24.8	35.7
FIRST DOWNS	213	269
RUSHING	94	146
PASSING	105	97
PENALTY	14	26
RUSHING YARDAGE	1,829	2,836
YARDS GAINED RUSHING	2,112	3,070
YARDS LOST RUSHING	283	234
RUSHING ATTEMPTS	480	591
AVERAGE PER RUSH	3.8	4.8
AVERAGE PER GAME	152.4	202.6
TDs RUSHING	19	35
PASSING YARDAGE	2,272	2,135
ATT-COMP-INT	347-199-0	279-173-5
AVERAGE PER PASS	6.5	7.7
AVERAGE PER CATCH	11.4	12.3
AVERAGE PER GAME	189.3	152.5
TDs PASSING	14	21
TOTAL OFFENSE	4,101	4,971
TOTAL PLAYS	827	870
AVERAGE PER PLAY	5.0	5.7
AVERAGE PER GAME	341.8	355.1
KICK RET: #-YARDS	66-1,246	38-828
KICK RET AVERAGE	18.9	21.8
PUNT RET: #-YARDS	16-69	39-524
PUNT RET AVERAGE	4.3	13.4
INT RET: #-YARDS	9-150	18-298
INT RET AVERAGE	16.7	16.6
FUMBLES-LOST	15-8	19-5
PENALTIES-YARDS	60-497	86-686
AVERAGE PER GAME	41.4	49.0
PUNTS-YARDS	74-3,218	66-2,909
AVERAGE PER PUNT	43.5	44.1
NET PUNT AVERAGE	39.9	41.2
TIME OF POSS./GAME	32:21	31:29
3RD-DOWN CONV.	70-185	76-170
3RD-DOWN PCT	38%	45%
4TH-DOWN CONV.	8-19	4-6
4TH-DOWN PCT	42%	67%
SACKS BY-YARDS	27-160	39-258
MISC YARDS	-5	26
TOUCHDOWNS SCORED	39	65
FIELD GOALS-ATT.	8-16	16-18
PAT-ATTEMPTS	38-39	62-64

### Sack Attack Is Back

The North Texas defense had 27 sacks last season, which was the most in a single season since 2002 and more than double the total the Mean Green had just two seasons ago. North Texas had not registered more than 20 sacks in a season since 2004, but the 27 sacks last year were the most since the Mean Green had 43 in 2002. Prior to 2011, North Texas had only 91 total sacks in the last six seasons, an average just over 15 a year. Twelve different players had sacks last season for North Texas.

### No Sophomore Jinx

Linebacker Zach Orr added to his freshman season of 60 tackles with 74 last season in 2011 despite missing the final three games of the season due to an injury. Orr led the Mean Green in tackles, which was the first time since Aaron Weathers and the 2005 season that a sophomore has led North Texas in tackles.

### No More Waiting

Safety Marcus Trice is set to see his first action in two seasons after sitting out last year after transferring from Oklahoma. Trice played in all 13 games as a freshman at OU in 2009 and in all 14 games as a sophomore in 2010 with the Sooners. In all he played in 27 games with Oklahoma, primarily on special teams. Coming out of high school in Mesquite, Texas, Trice was ranked as the 174th best player in the nation according to Rivals.com

### Sarge Reporting For Duty

Junior lineman Brandon McCoy is one of the few veterans on the North Texas defense, but after just two years he is inching his way into the record books. McCoy, has 11.5 tackles for a loss and 7.0 sacks for his career, which is the most of any returning lineman for North Texas. He needs only 5.5 tackles for a loss and five sacks to enter the top-10 all-time in both categories at North Texas. McCoy was a walk-on to the North Texas team in 2010 after serving his country in the Army from 2004-2008. McCoy was deployed to Iraq on September 11, 2006 and returned October 11, 2007 after serving 13 months overseas.

### A Second Look

The only area of the North Texas depth chart that took a significant hit from last season was the secondary. The Mean Green lost all four starters from last year and will have four new faces to start the season. That is the first time that North Texas will start four new players in the secondary since the return to Division I football in 1995. Of the eight starters that North Texas is replacing from last season, four of them come from the secondary.

### Punt Returns Lacking

The last four years, North Texas has struggled finding a consistent punt returner. Since 2008, North Texas has averaged less than six yards a return and over that four-year stretch averaged just 4.4 yards a return. Last season North Texas had the most punt return yards since 2007, but failed to reach the 100-yard mark. North Texas has not returned a punt for a TD since 2007, which covers a span of 39 games. The last three punt returns for TD's have come off of blocked punts. The last true punt return for a TD for the Mean Green came in 2004 when Johnny Quinn brought back a punt 85 yards for a TD against ULM, 87 games ago.

### NT Punt Returns Since 2008

Year	No.	Yards	Avg.	Long	TD
2011	16	69	4.3	13	0
2010	13	43	3.3	18	0
2009	11	65	5.9	29	0
2008	10	46	4.6	14	0
<b>Total:</b>	<b>50</b>	<b>223</b>	<b>4.4</b>	<b>29</b>	<b>0</b>

### Home Defense System

North Texas allowed an average of 21 points per game at Apogee Stadium last season, the fewest points allowed per game since 2003. The last time the Mean Green allowed an average of 21 points-per-game over a season was in 1999. Ironically, North Texas featured a scoring defense of under 16.4 points-per-game the following four seasons.

2011	2010	2009	2008	2007	2006	2005	2004	2003	2002	2001	2000	1999
20.7	29.7	30.1	47.0	39.8	22.8	31.8	25.2	15.6	10.6	14.3	16.4	21.0



# NORTH TEXAS FOOTBALL

## HEAD COACH DAN MCCARNEY

### McCarney Quick Facts

**Age:** 59

**Alma Mater:** Iowa ('75)

**NT Record:** 5-7 (2nd year)

**Career Record:** 61-92  
(14th year)

**Playing Experience:**

Offensive Lineman at Iowa (1971-74)

**Family:** Married to Margy. Has three children: Jillian (23), Melanie (21), Shane (19).



### McCarney Coaching Experience

Year	School	Position
2011-Pres	North Texas	Head Coach
2008-10	Florida	Ast. HC/DL
2007	South Florida	Ast. HC/DL
1995-06	Iowa State	Head Coach
1990-94	Wisconsin	D. Coord./DL
1979-89	Iowa	Def. Line
1977-78	Iowa	Off. Line

### McCarney Year-by-Year

Year	Overall	Conf.	Finish
1995*	3-8	1-6	T7th
1996*	2-9	1-7	6th
1997*	1-10	1-7	6th
1998*	3-8	1-7	T5th
1999*	4-7	1-7	T5th
2000*	9-3	5-3	3rd
2001*	7-5	4-4	3rd
2002*	7-7	4-4	3rd
2003*	2-10	0-8	6th
2004*	7-5	4-4	T1st
2005*	7-5	4-4	T2nd
2006*	4-8	1-7	6th
2011^	5-7	4-4	5th
2012			
<b>Totals:</b>	<b>61-92</b>	<b>31-72</b>	

\*-Iowa State

^-North Texas

### McCarney Bowl Experience As HC

Year	Bowl	Result/Opponent
2000	Insight.com	W, 37-29 vs. Pitt
2001	Independence	L, 14-13 vs. Alabama
2002	Humanitarian	L, 34-16 vs. Boise St.
2004	Independence	W, 17-13 vs. Miami
2005	Houston	L, 27-24 vs. TCU

Dan McCarney knows how to build football programs. He was a part of historical turnarounds at Iowa and Wisconsin. He was the architect of his own turnaround at Iowa State. He helped win a national championship at Florida. He knows what it takes to bring a program back from obscurity and he knows how to make successful programs flourish.

McCarney didn't become a successful coach by chance. He has coached for, with and against some of the most highly-respected coaches in the history of the game. He developed his skills under College Football Hall of Fame head coach Hayden Fry at Iowa. He honed his skills under another Hall of Famer in Barry Alvarez at Wisconsin. Most recently, he was a top assistant under current Ohio State head coach Urban Meyer at Florida. He simply knows what it takes to win.

McCarney, 59, took over a program that had not won more than three games in any of the last seven years when he was named the Mean Green's 18th head football coach November, 30, 2010. In his first year, he helped North Texas win five games and finish higher in the final Sun Belt Conference standings than it had in any year since 2004. McCarney also helped North Texas set a single-season attendance record with an average of 18,864 people at each home game.

With more than 30 years of college coaching experience, including 13 years as a head coach at Iowa State University, McCarney is an established leader. He came to North Texas after serving as the assistant head coach at the University of Florida where he had been since 2008.

McCarney began his coaching career at the University of Iowa, where he was an assistant under Fry for 11 years. He continued his career as the defensive coordinator at the University of Wisconsin under Alvarez, directing some of the best defensive teams in that schools history. In his 11 years with Fry at Iowa, their teams went to eight bowl games after not having a winning season the previous 19 years. At Wisconsin, McCarney helped turn a team that had won 10 games in five years into a Big 10 Conference championship and Rose Bowl appearance in his fourth year.

McCarney took over as head coach at Iowa State in 1995, assuming responsibility of a program that had enjoyed just three winning seasons in the 16 years prior to his arrival.

The year before McCarney became head coach at Iowa State, the Cyclones suffered through an 0-10-1 record. His rebuilding process at Iowa State took five years, but in his sixth season, he became the first head coach in the previous 94 years at Iowa State to win nine games in a season and gave the Cyclones their first-ever bowl victory and first bowl appearance in 23 years.

McCarney led Iowa State to five bowl games from 2000-05 and was named the Big 12 Conference Coach of the Year in 2004 when his team earned a Big 12 North co-championship. In 119 years of football at Iowa State, only 17 teams have won seven or more games in a season and McCarney coached five of those. McCarney remains the longest-tenured (141 games) and winningest (56 victories) head football coach in Iowa State history. His overall record in 13 years as the Cyclones head coach is 61-92.

After leaving Iowa State, McCarney spent one season as the assistant head coach at the University of South Florida, where his defensive line ranked third in the nation in tackles for loss. From 2008-10 at the University of Florida, McCarney helped guide the team to two Southeastern Conference Championship games and three bowl appearances. His 2008 Florida team finished with a 13-1 record and won the BCS National Championship behind a defense that ranked fourth in the nation in scoring defense and ninth nationally in total defense.

In all, McCarney has coached in 20 bowl games in 35 years as a collegiate coach, five of which are current BCS bowls. He has coached 22 players that have been drafted by the NFL, including nine that have gone in the first three rounds.

McCarney is a 1975 graduate of the University of Iowa where he was a three-year letterman on the offensive line and a team captain in 1974. He is married to his wife Margy and has three children, Jillian, Melanie and Shane.



# NORTH TEXAS FOOTBALL

## 2012 GAME-BY-GAME RESULTS

	Tm. Rushing (Att.-Yds.-TDs)		Tm. Passing (Att.-Comp.-Yds.-Int.-TDs)		Tm. Total Offense		Tm. First Downs		Fumbles-Lost	
	NT	Opp	NT	Opp	NT	Opp	NT	Opp	NT	Opp
at LSU										
vs. Texas Southern										
at Kansas State										
vs. Troy										
at Florida Atlantic										
at Houston										
vs. Louisiana-Lafayette										
at Middle Tennessee										
vs. Arkansas State										
vs. South Alabama										
at ULM										
at Western Kentucky										

### INDIVIDUAL RUSHING (Att.-Yds.-TD)

Jimmerson      Byrd      Brown

at LSU			
vs. Texas Southern			
at Kansas State			
vs. Troy			
at Florida Atlantic			
at Houston			
vs. Louisiana-Lafayette			
at Middle Tennessee			
vs. Arkansas State			
vs. South Alabama			
at ULM			
at Western Kentucky			

### INDIVIDUAL PASSING (Att.-Comp.-Yds.-Int.-TD)

Thompson      Osborn

at LSU		
vs. Texas Southern		
at Kansas State		
vs. Troy		
at Florida Atlantic		
at Houston		
vs. Louisiana-Lafayette		
at Middle Tennessee		
vs. Arkansas State		
vs. South Alabama		
at ULM		
at Western Kentucky		

### INDIVIDUAL RECEIVING (Rec.-Yds.-TD)

Bynes      Chancellor      Delgado      Power      Byrd      Brown

at LSU					
vs. Texas Southern					
at Kansas State					
vs. Troy					
at Florida Atlantic					
at Houston					
vs. Louisiana-Lafayette					
at Middle Tennessee					
vs. Arkansas State					
vs. South Alabama					
at ULM					
at Western Kentucky					

# NORTH TEXAS FOOTBALL

## INDIVIDUAL LEADERS BY GAME

Game	Rushing (att-yds-td)	Passing (att-comp-yds-td)	Receiving (rec-yds-td)	Tackles
at LSU				
vs. Texas Southern				
at Kansas State				
vs. Troy				
at Florida Atlantic				
at Houston				
vs. Louisiana-Lafayette				
at Middle Tennessee				
vs. Arkansas State				
vs. South Alabama				
at ULM				
at Western Kentucky				

## OPPONENT INDIVIDUAL LEADERS BY GAME

Game	Rushing (att-yds-td)	Passing (att-comp-yds-td)	Receiving (rec-yds-td)	Tackles
at LSU				
vs. Texas Southern				
at Kansas State				
vs. Troy				
at Florida Atlantic				
at Houston				
vs. Louisiana-Lafayette				
at Middle Tennessee				
vs. Arkansas State				
vs. South Alabama				
at ULM				
at Western Kentucky				

## SUN BELT CONFERENCE PLAYERS OF THE WEEK

Week	Offense	Defense	Special Teams
Sept. 3			
Sept. 10			
Sept. 17			
Sept. 24			
Oct. 1			
Oct. 8			
Oct. 15			
Oct. 22			
Oct. 29			
Nov. 5			
Nov. 12			
Nov. 19			
Nov. 26			
Dec. 3			

# NORTH TEXAS FOOTBALL

## 2012 STARTING LINEUPS

### OFFENSE

Game	LT	LG	C	RG	RT	WR	WR	WR	TE	RB	QB
at LSU											
vs. Texas Southern											
at Kansas State											
vs. Troy											
at Florida Atlantic											
at Houston											
vs. Louisiana-Lafayette											
at Middle Tennessee											
vs. Arkansas State											
vs. South Alabama											
at ULM											
at Western Kentucky											

### DEFENSE

Game	DE	DT	DT	DE	LOLB	MLB	ROLB	CB	CB	FS	SS
at LSU											
vs. Texas Southern											
at Kansas State											
vs. Troy											
at Florida Atlantic											
at Houston											
vs. Louisiana-Lafayette											
at Middle Tennessee											
vs. Arkansas State											
vs. South Alabama											
at ULM											
at Western Kentucky											

## CHARTING THE 2012 OPPONENTS

### LSU (0-0)

Sept. 1	vs. North Texas	6 p.m.
Sept. 8	vs. Washington	6 p.m.
Sept. 15	vs. Idaho	7 p.m.
Sept. 22	at Auburn	TBA
Sept. 29	vs. Towson	TBA
Oct. 6	at Florida	TBA
Oct. 13	vs. South Carolina	TBA
Oct. 20	at Texas A&M	TBA
Nov. 3	vs. Alabama	7 p.m.
Nov. 10	vs. Mississippi St.	TBA
Nov. 17	vs. Ole Miss	TBA
Nov. 23	at Arkansas	1:30 p.m.

### TEXAS SOUTHERN (0-0)

Sept. 1	vs. Prairie View A&M	7 p.m.
Sept. 8	at North Texas	6 p.m.
Sept. 15	vs. Jackson St.	7:30 p.m.
Sept. 22	vs. Alabama A&M	11 a.m.
Sept. 27	vs. Sam Houston St.	7 p.m.
Oct. 6	at Alabama St.	1 p.m.
Oct. 13	at Southern	5:30 p.m.
Oct. 27	vs. Grambling St.	4 p.m.
Nov. 3	vs. Ark. Pine Bluff	2 p.m.
Nov. 10	at Alcorn St.	2 p.m.
Nov. 17	at Miss. Valley St.	1 p.m.

### KANSAS STATE (0-0)

Sept. 1	vs. Missouri St.	6 p.m.
Sept. 8	vs. Miami	11 a.m.
Sept. 15	vs. North Texas	6 p.m.
Sept. 22	at Oklahoma	TBA
Oct. 6	vs. Kansas	TBA
Oct. 13	at Iowa State	TBA
Oct. 20	at West Virginia	TBA
Oct. 27	vs. Texas Tech	TBA
Nov. 3	vs. Oklahoma St.	TBA
Nov. 10	at TCU	TBA
Nov. 17	at Baylor	TBA
Dec. 1	vs. Texas	TBA

### TROY (0-0)

Sept. 1	at UAB	TBA
Sept. 8	vs. Louisiana-Lafayette	6 p.m.
Sept. 15	vs. Miss. State	6 p.m.
Sept. 22	at North Texas	6 p.m.
Sept. 29	at South Alabama	TBA
Oct. 11	vs. WKU	6:30 p.m.
Oct. 20	vs. FIU	2:30 p.m.
Oct. 27	at Florida Atlantic	TBA
Nov. 3	at Tennessee	TBA
Nov. 10	vs. Navy	2:30 p.m.
Nov. 17	vs. Arkansas St.	2:30 p.m.
Nov. 24	at MTSU	TBA

### FLORIDA ATLANTIC (0-0)

Aug. 31	vs. Wagner	7 p.m.
Sept. 8	at MTSU	TBA
Sept. 15	at Georgia	TBA
Sept. 22	at Alabama	TBA
Sept. 29	vs. North Texas	4 p.m.
Oct. 13	at ULM	TBA
Oct. 20	at South Alabama	TBA
Oct. 27	vs. Troy	TBA
Nov. 3	at Navy	2:30 p.m.
Nov. 10	at WKU	3 p.m.
Nov. 16	vs. FIU	6 p.m.
Dec. 1	vs. Louisiana-Lafayette	TBA

### HOUSTON (0-0)

Sept. 1	vs. Texas State	7 p.m.
Sept. 8	vs. Louisiana Tech	7 p.m.
Sept. 15	at UCLA	9:30 p.m.
Sept. 29	at Rice	2:30 p.m.
Oct. 6	vs. North Texas	6 p.m.
Oct. 13	vs. UAB	TBA
Oct. 18	at SMU	7 p.m.
Oct. 27	vs. UTEP	3:15 p.m.
Nov. 3	at East Carolina	TBA
Nov. 10	vs. Tulsa	4 p.m.
Nov. 17	at Marshall	11 a.m.
Nov. 24	vs. Tulane	TBA

### LOUISIANA-LAFAYETTE (0-0)

Sept. 1	vs. Lamar	6 p.m.
Sept. 8	at Troy	6 p.m.
Sept. 15	at Oklahoma St.	TBA
Sept. 29	vs. FIU	6 p.m.
Oct. 6	vs. Tulane	4 p.m.
Oct. 16	at North Texas	8 p.m.
Oct. 23	vs. Arkansas St.	7 p.m.
Nov. 3	at ULM	TBA
Nov. 10	at Florida	TBA
Nov. 17	vs. WKU	TBA
Nov. 24	vs. South Alabama	TBA
Dec. 1	at Florida Atlantic	TBA

### MIDDLE TENNESSEE (0-0)

Aug. 30	vs. McNeese St.	6:30 p.m.
Sept. 8	vs. Florida Atlantic	TBA
Sept. 15	at Memphis	TBA
Sept. 22	at Georgia Tech	TBA
Oct. 6	vs. ULM	TBA
Oct. 13	at FIU	TBA
Oct. 20	at Miss. State	TBA
Oct. 27	vs. North Texas	2:30 p.m.
Nov. 1	at WKU	8:15 p.m.
Nov. 17	at South Alabama	TBA
Nov. 24	vs. Troy	TBA
Dec. 1	at MTSU	TBA

### ARKANSAS STATE (0-0)

Sept. 1	at Oregon	9:30 p.m.
Sept. 8	vs. Memphis	TBA
Sept. 15	at Nebraska	11 a.m.
Sept. 22	vs. Alcorn St.	TBA
Sept. 29	vs. WKU	TBA
Oct. 4	at FIU	6:30 p.m.
Oct. 13	vs. South Alabama	TBA
Oct. 23	at Louisiana-Lafayette	7 p.m.
Nov. 3	at North Texas	4 p.m.
Nov. 8	vs. ULM	6 p.m.
Nov. 17	at Troy	TBA
Dec. 1	vs. MTSU	TBA

### SOUTH ALABAMA (0-0)

Aug. 30	vs. UTSA	6:30 p.m.
Sept. 8	vs. Nicholls St.	TBA
Sept. 15	at NC State	5 p.m.
Sept. 22	at Miss. State	TBA
Sept. 29	vs. Troy	TBA
Oct. 13	at Arkansas St.	TBA
Oct. 20	vs. Florida Atlantic	TBA
Oct. 27	at ULM	TBA
Nov. 3	vs. FIU	TBA
Nov. 10	at North Texas	4 p.m.
Nov. 17	MTSU	TBA
Nov. 24	at Louisiana-Lafayette	TBA
Dec. 1	at Hawai'i	TBA

### ULM (0-0)

Sept. 8	vs. Arkansas	TBA
Sept. 15	at Auburn	TBA
Sept. 21	vs. Baylor	7 p.m.
Sept. 29	at Tulane	2:30 p.m.
Oct. 6	at MTSU	TBA
Oct. 13	vs. Florida Atlantic	TBA
Oct. 20	at WKU	TBA
Oct. 27	vs. South Alabama	TBA
Nov. 3	vs. Louisiana-Lafayette	TBA
Nov. 8	at Arkansas St.	6 p.m.
Nov. 17	vs. North Texas	3 p.m.
Nov. 24	at FIU	TBA

### WESTERN KENTUCKY (0-0)

Sept. 1	vs. Austin Peay	6 p.m.
Sept. 8	at Alabama	TBA
Sept. 15	at Kentucky	TBA
Sept. 22	vs. Southern Miss	6 p.m.
Sept. 29	at Arkansas St.	TBA
Oct. 11	at Troy	6:30 p.m.
Oct. 20	vs. ULM	3 p.m.
Oct. 27	at FIU	TBA
Nov. 1	vs. MTSU	8:15 p.m.
Nov. 10	vs. Florida Atlantic	3 p.m.
Nov. 17	at Louisiana-Lafayette	TBA
Nov. 24	vs. North Texas	12 p.m.

# NORTH TEXAS FOOTBALL

## 2012 LONG PLAYS

### NORTH TEXAS BIG PLAYS

Opponent	RUSHING				PASSING				SPECIAL TEAMS	
	20+	30+	40+	50+	20+	30+	40+	50+	Block	Ret TD
<u>at LSU</u>										
<u>vs. Texas Southern</u>										
<u>at Kansas St.</u>										
<u>vs. Troy</u>										
<u>at Florida Atlantic</u>										
<u>at Houston</u>										
<u>vs. Louisiana-Lafayette</u>										
<u>at Middle Tennessee</u>										
<u>vs. Arkansas St.</u>										
<u>vs. South Alabama</u>										
<u>at ULM</u>										
<u>at Western Kentucky</u>										
TOTALS										

### OPPONENT BIG PLAYS

Opponent	RUSHING				PASSING				SPECIAL TEAMS	
	20+	30+	40+	50+	20+	30+	40+	50+	Block	Ret TD
<u>at LSU</u>										
<u>vs. Texas Southern</u>										
<u>at Kansas St.</u>										
<u>vs. Troy</u>										
<u>at Florida Atlantic</u>										
<u>at Houston</u>										
<u>vs. Louisiana-Lafayette</u>										
<u>at Middle Tennessee</u>										
<u>vs. Arkansas St.</u>										
<u>vs. South Alabama</u>										
<u>at ULM</u>										
<u>at Western Kentucky</u>										
TOTALS										

### TURNOVERS FORCED

Opponent	NORTH TEXAS				Margin	OPPONENTS			
	FUM	INT	TOT	PTS OFF		FUM	INT	TOT	PTS OFF
<u>at LSU</u>									
<u>vs. Texas Southern</u>									
<u>at Kansas St.</u>									
<u>vs. Troy</u>									
<u>at Florida Atlantic</u>									
<u>at Houston</u>									
<u>vs. Louisiana-Lafayette</u>									
<u>at Middle Tennessee</u>									
<u>vs. Arkansas St.</u>									
<u>vs. South Alabama</u>									
<u>at ULM</u>									
<u>at Western Kentucky</u>									
TOTALS									

# NORTH TEXAS FOOTBALL

## 2012 INDIVIDUAL BIG PLAYS

### NORTH TEXAS PLAYS FROM SCRIMMAGE 20+ YARDS

#### RUNNING PLAYS (0)

Yds Rusher \_\_\_\_\_ Opponent \_\_\_\_\_

#### PASSING PLAYS (0)

Yds Receiver \_\_\_\_\_ Opponent \_\_\_\_\_

#### KR 30 YARDS OR MORE (0)

Yds Returner \_\_\_\_\_ Opponent \_\_\_\_\_

#### PR 20 YARDS OR MORE (0)

Yds Returner \_\_\_\_\_ Opponent \_\_\_\_\_

#### INT RETURN 20 YARDS OR MORE (0)

Yds Returner \_\_\_\_\_ Opponent \_\_\_\_\_

---

### OPPONENT PLAYS FROM SCRIMMAGE 20+ YARDS

#### RUNNING PLAYS (0)

Yds Rusher \_\_\_\_\_ Team \_\_\_\_\_

#### PASSING PLAYS (0)

Yds Receiver \_\_\_\_\_ Team \_\_\_\_\_

#### KR 30 YARDS OR MORE (0)

Yds Returner \_\_\_\_\_ Team \_\_\_\_\_

#### PR 20 YARDS OR MORE (0)

Yds Returner \_\_\_\_\_ Team \_\_\_\_\_

#### INT RETURN 20 YARDS OR MORE (0)

Yds Returner \_\_\_\_\_ Team \_\_\_\_\_

# NORTH TEXAS FOOTBALL

## THE LAST TIME.....

### Scoring

Scored 30 or more points .....	59 vs. Middle Tennessee (12/3/11)
Scored 40 or more points .....	59 vs. Middle Tennessee (12/3/11)
Scored 50 or more points .....	59 vs. Middle Tennessee (12/3/11)
Scored 60 or more points .....	68 vs. Western Kentucky (10/31/09)

### Total Offense

Had more than 400 total yards .....	487 vs. Middle Tennessee (12/3/11)
Had more than 450 total yards .....	487 vs. Middle Tennessee (12/3/11)
Had more than 500 total yards .....	503 vs. Troy (11/12/11)
Had more than 600 total yards .....	635 vs. Navy (11/10/07)

### Rushing Offense

Rushed for 150 or more yards .....	464 vs. Middle Tennessee (12/3/11)
Rushed for 200 or more yards .....	464 vs. Middle Tennessee (12/3/11)
Rushed for 250 or more yards .....	464 vs. Middle Tennessee (12/3/11)
Rushed for 300 or more yards .....	464 vs. Middle Tennessee (12/3/11)
Rushed for 400 or more yards .....	464 vs. Middle Tennessee (12/3/11)

### Passing Offense

Passed for 250 or more yards .....	254 vs. Western Kentucky (11/19/11)
Passed for 300 or more yards .....	331 vs. Troy (11/12/11)
Passed for 350 or more yards .....	362 at ULM (10/18/08)
Passed for 400 or more yards .....	478 vs. Navy (11/10/07)
Passed for 500 or more yards .....	601 at SMU (9/8/07)

### Scoring Defense

Allowed 0 points .....	0 vs. Troy State (10/30/03)
Allowed 3 or fewer points .....	0 vs. Troy State (10/30/03)
Allowed 7 or fewer points .....	7 vs. Middle Tennessee (12/3/11)
Allowed 10 or fewer points .....	7 vs. Middle Tennessee (12/3/11)

### Total Defense

Allowed fewer than 75 total yards .....	49 vs. Lamar (11/5/83)
Allowed fewer than 100 total yards .....	95 vs. Abilene Christian (9/5/92)
Allowed fewer than 150 total yards .....	124 vs. Texas State (11/12/88)
Allowed fewer than 200 total yards .....	190 vs. Arkansas State (11/15/03)
Allowed fewer than 250 total yards .....	231 vs. Middle Tennessee (12/3/11)
Allowed fewer than 300 total yards .....	231 vs. Middle Tennessee (12/3/11)

### Rushing Defense

Allowed 0 or fewer yards .....	-6 vs. Abilene Christian (9/5/92)
Allowed 20 or fewer yards .....	8 vs. Alcorn State (9/7/91)
Allowed 40 or fewer yards .....	40 at Louisiana-Lafayette (11/11/06)
Allowed 60 or fewer yards .....	50 vs. Indiana (9/24/11)
Allowed 80 or fewer yards .....	50 vs. Indiana (9/24/11)
Allowed 100 or fewer yards .....	95 vs. Louisiana-Lafayette (10/15/11)

### Passing Defense

Allowed 10 or fewer yards .....	7 vs. Abilene Christian (9/1/94)
Allowed 30 or fewer yards .....	27 vs. Nicholls State (9/7/02)
Allowed 50 or fewer yards .....	45 vs. Army (9/18/10)
Allowed 100 or fewer yards .....	91 vs. Middle Tennessee (12/3/11)
Allowed 150 or fewer yards .....	91 vs. Middle Tennessee (12/3/11)
Allowed 200 or fewer yards .....	91 vs. Middle Tennessee (12/3/11)

### Miscellaneous Team

NT wins when holding opponents to 10 points or less .....	29, last loss at Marshall 7-0 (November 25, 1988)
NT wins when scoring 30 points or more .....	4, last win vs. MTSU 59-7 (December 3, 2011)
Last shutout win .....	21-0 vs. Troy (October 30, 2003)

# NORTH TEXAS FOOTBALL

## THE LAST TIME.....

### Individual Rushing

Had a player rush for 100 or more yards .....	313 by Lance Dunbar vs. MTSU (12/3/11); 108 by James Hamilton vs. MTSU (12/3/11)
Had 2 players rush for 100 or more yards.....	313 by Lance Dunbar vs. MTSU (12/3/11); 108 by James Hamilton vs. MTSU (12/3/11)
Had a player rush for 150 or more yards .....	313 by Lance Dunbar vs. MTSU (12/3/11)
Had a player rush for 200 or more yards .....	313 by Lance Dunbar vs. MTSU (12/3/11)
Had a player rush for 250 or more yards .....	313 by Lance Dunbar vs. MTSU (12/3/11)
Had a player rush for 300 or more yards .....	313 by Lance Dunbar vs. MTSU (12/3/11)
Had a player rush for 2 or more TD's .....	4 by Lance Dunbar vs. MTSU (12/3/11)
Had a player rush for 3 or more TD's .....	4 by Lance Dunbar vs. MTSU (12/3/11)
Had a player rush for 4 or more TD's .....	4 by Lance Dunbar vs. MTSU (12/3/11)
Had a player rush for 5 or more TD's .....	Never

### Individual Passing

Had a player pass for 200 or more yards .....	254 by Derek Thompson vs. WKU (11/19/11)
Had a player pass for 250 or more yards .....	254 by Derek Thompson vs. WKU (11/19/11)
Had a player pass for 300 or more yards .....	331 by Derek Thompson vs. Troy (11/12/11)
Had a player pass for 400 or more yards .....	478 by Giovanni Vizza vs. Navy (11/10/07)
Had a player pass for 500 or more yards .....	601 by Daniel Meager at SMU (9/8/07)
Had a player pass for 2 or more TD's .....	2 by Derek Thompson vs. WKU (11/19/11)
Had a player pass for 3 or more TD's .....	3 by Derek Thompson vs. ULM (10/22/11)
Had a player pass for 4 or more TD's .....	4 by Riley Dodge vs. WKU (10/31/09)
Had a player pass for 5 or more TD's .....	8 by Giovanni Vizza vs. Navy (11/10/07)

### Individual Receiving

Had a player with 10 or more receptions in a game .....	10 by Jamaal Jackson at Louisiana-Lafayette (10/10/09)
Had a player with 15 or more receptions in a game .....	18 by Casey Fitzgerald at SMU (9/8/07)
Had a player receive 100 or more yards .....	134 by Chris Bynes at Troy (11/12/11)
Had 2 players receive 100 or more yards.....	134 by C. Fitzgerald; 127 by K. Washington; 113 S. Dibrell vs. Navy (11/10/07)
Had a player receive 150 or more yards .....	152 by Lance Dunbar vs. Indiana (9/24/11)
Had a player receive 200 or more yards .....	231 by Casey Fitzgerald vs. Louisiana-Lafayette (10/11/08)
Had a player receive 250 or more yards .....	327 by Casey Fitzgerald at SMU (9/8/07)
Had a player receive 300 or more yards .....	327 by Casey Fitzgerald at SMU (9/8/07)
Had a player receive 2 or more TD's .....	2 by Chris Bynes vs ULM (10/22/11)
Had a player receive 3 or more TD's .....	5 by Casey Fitzgerald vs. Navy (11/10/07)
Had a player receive 4 or more TD's .....	5 by Casey Fitzgerald vs. Navy (11/10/07)
Returned a kickoff for a TD .....	Brelan Chancellor vs. Kansas State (11/27/10)
Returned a punt for a TD .....	Johnny Quinn vs. ULM (10/30/04)
Returned an INT for a TD.....	2x, Steven Ford and Royce Hill vs. FAU (10/8/11)
Returned a fumble for a TD .....	Julian Herron vs. ULM (10/22/11)
Blocked a punt .....	Lairamie Lee vs. MTSU (12/3/11)
Returned a blocked punt for a TD.....	Julian Herron vs. MTSU (12/3/11)
Returned a blocked FG for a TD.....	Phillip Littlejohn vs. Idaho (10/4/97)
Recorded a safety .....	Terrell Brooks vs. FIU (9/1/11)

### North Texas Overtime Record (1-1)

October 7, 2006

North Texas 25 FIU 22 7 OT's


September 12, 2009

Ohio 32 North Texas 31 2OT's



# NORTH TEXAS FOOTBALL


## MEAN GREEN SEASON AND CAREER HIGHS - OFFENSE



**Derek Thompson**  
*Jr. • 6-4 • 226*  
*Glen Rose, Texas*  
*Quarterback*  
**#7**

**2012 Season Highs**  
 Attempts  
 Completions  
 Passing Yards  
 Passing TD's  
 Longest Pass  
 Rushing Yards  
 Long Rush

**Career Highs**  
 Attempts 39 vs. ULM (10/22/11)  
 Completions 31 vs Troy (11/12/11)  
 Passing Yards 332 vs. ULM (10/22/11)  
 Passing TD's 3, twice  
 Longest Pass 83 vs. Indiana (9/24/11)  
 Rushing Yards 53 vs. Indiana (9/24/11)  
 Long Rush 21 vs. Army (9/18/10)



**Brandin Byrd**  
*Jr. • 5-10 • 216*  
*Copperas Cove, Texas*  
*Running Back*  
**#24**

**2012 Season Highs**  
 Rushes  
 Rushing Yards  
 Longest Rush  
 Long Reception  
 Touchdowns

**Career Highs**  
 Rushes 10 vs. FIU (10/16/10)  
 Rushing Yards 83 vs. WKU (10/30/10)  
 Longest Rush 53 vs. WKU (10/30/10)  
 Long Reception 16 vs. FIU (9/1/11)  
 Touchdowns 1, twice



**Antoine Jimmerson**  
*Fr • 5-9 • 219*  
*Dallas, Texas*  
*Running Back*  
**#22**

**2012 Season Highs**  
 Rushes  
 Rushing Yards  
 Longest Rush  
 Long Reception  
 Touchdowns

**Career Highs**  
 Rushes  
 Rushing Yards  
 Longest Rush  
 Long Reception  
 Touchdowns



**Jeremy Brown**  
*Sr • 5-8 • 180*  
*Whitewright, Texas*  
*Running Back*  
**#20**

**2012 Season Highs**  
 Rushes  
 Rushing Yards  
 Longest Rush  
 Long Reception  
 Touchdowns

**Career Highs**  
 Rushes 5 vs. MTSU (12/3/11)  
 Rushing Yards 23 vs. MTSU (12/3/11)  
 Longest Rush 12 vs. MTSU (12/3/11)  
 Long Reception  
 Touchdowns



**Breelan Chancellor**  
*Jr • 5-9 • 183*  
*Copperas Cove, Texas*  
*Wide Receiver*  
**#3**

**2012 Season Highs**  
 Receptions  
 Receiving Yards  
 Touchdowns  
 Long Reception  
 Longest KR

**Career Highs**  
 Receptions 6 vs Troy (11/12/11)  
 Receiving Yards 113 vs. ULM (10/22/11)  
 Touchdowns 1, twice  
 Long Reception 40 vs. ULM (10/22/11)  
 Longest KR 93 vs. Kansas St. (11/27/10)



**Ivan Delgado**  
*Jr • 6-2 • 209*  
*Killeen, Texas*  
*Wide Receiver*  
**#10**

**2012 Season Highs**  
 Receptions  
 Receiving Yards  
 Touchdowns  
 Long Reception

**Career Highs**  
 Receptions 9 vs. Troy (11/12/11)  
 Receiving Yards 89 vs. Troy (11/12/11)  
 Touchdowns 1, twice  
 Long Reception 36 vs. Troy (11/12/11)



**Chris Bynes**  
*Sr • 6-1 • 215*  
*Lauderdale Lakes, Florida*  
*Wide Receiver*  
**#81**

**2012 Season Highs**  
 Receptions  
 Receiving Yards  
 Touchdowns  
 Long Reception

**Career Highs**  
 Receptions 8 vs. ULM (10/22/11)  
 Receiving Yards 134 vs Troy (11/12/11)  
 Touchdowns 2 vs. ULM (10/22/11)  
 Long Reception 46, twice




**Andrew Power**  
*Sr • 6-6 • 265*  
*Myrtle Beach, South Carolina*  
*Tight End*  
**#81**

**2012 Season Highs**  
 Receptions  
 Receiving Yards  
 Touchdowns  
 Long Reception

**Career Highs**  
 Receptions 4 vs. Troy (11/12/11)  
 Receiving Yards 40 vs. WKU (11/19/11)  
 Touchdowns 1 vs. Houston (9/10/11)  
 Long Reception 21 vs. WKU (11/19/11)

# NORTH TEXAS FOOTBALL


## MEAN GREEN SEASON AND CAREER HIGHS - DEFENSE/SPECIAL TEAMS



**Richard Abbe**  
*Jr • 6-4 • 315*  
*Lubbock, Texas*  
*Defensive Line*  
**#97**

**2012 Season Highs**  
 Tackles  
 Tackles For Loss  
 Sacks  
 Interceptions

**Career Highs**  
 Tackles 1, five times  
 Tackles For Loss 0.5 vs. ULM (10-22-11)  
 Sacks 0.5 vs. ULM (10-22-11)  
 Interceptions 1 vs. Arkansas St. (10/29/11)



**Ryan Boutwell**  
*Jr • 6-3 • 269*  
*China Springs, Texas*  
*Defensive Line*  
**#90**

**2012 Season Highs**  
 Tackles  
 Tackles For Loss  
 Sacks  
 Interceptions


**Career Highs**  
 Tackles 6 vs. Troy (11/12/11)  
 Tackles For Loss 1.0, twice  
 Sacks 1.0 vs. ULM (10-22-11)  
 Interceptions



**Brandon McCoy**  
*Jr • 6-2 • 257*  
*Carrollton, Texas*  
*Defensive Line*  
**#93**

**2012 Season Highs**  
 Tackles  
 Tackles For Loss  
 Sacks  
 Interceptions

**Career Highs**  
 Tackles 7, twice  
 Tackles For Loss 2.0, twice  
 Sacks 2.0 vs. Alabama (9/17/11)  
 Interceptions



**K.C. Obi**  
*Sr • 6-2 • 251*  
*Mission Hills, California*  
*Defensive Line*  
**#48**

**2012 Season Highs**  
 Tackles  
 Tackles For Loss  
 Sacks  
 Interceptions

**Career Highs**  
 Tackles 7, twice  
 Tackles For Loss 2.0 vs. Troy (10/24/09)  
 Sacks 1.0, twice  
 Interceptions



**Alexander Lincoln**  
*So • 6-2 • 266*  
*Cibolo, Texas*  
*Defensive Line*  
**#95**

**2012 Season Highs**  
 Tackles  
 Tackles For Loss  
 Sacks  
 Interceptions

**Career Highs**  
 Tackles 1, twice  
 Tackles For Loss  
 Sacks  
 Interceptions



**Tevinn Cantly**  
*Sr • 6-4 • 333*  
*Arlington, Texas*  
*Defensive Line*  
**#96**

**2012 Season Highs**  
 Tackles  
 Tackles For Loss  
 Sacks  
 Interceptions

**Career Highs**  
 Tackles 4 vs. Troy (11/12/11)  
 Tackles For Loss 2.0 vs. MTSU (12/3/11)  
 Sacks 1.0 vs. MTSU (12/3/11)  
 Interceptions



**Zach Orr**  
*Jr • 6-1 • 223*  
*DeSoto, Texas*  
*Linebacker*  
**#35**

**2012 Season Highs**  
 Tackles  
 Tackles For Loss  
 Sacks  
 Interceptions

**Career Highs**  
 Tackles 12 vs. FAU (10/8/11)  
 Tackles For Loss 2.0 vs. FAU (10/8/11)  
 Sacks 1, twice  
 Interceptions 1 vs. Houston (9/10/11)




**Will Wright**  
*Jr • 6-2 • 221*  
*Garland, Texas*  
*Linebacker*  
**#11**

**2012 Season Highs**  
 Tackles  
 Tackles For Loss  
 Sacks  
 Interceptions

**Career Highs**  
 Tackles 8 vs. Houston (9/10/11)  
 Tackles For Loss 2.0 vs. Houston (9/10/11)  
 Sacks  
 Interceptions

# NORTH TEXAS FOOTBALL

## MEAN GREEN SEASON AND CAREER HIGHS - DEFENSE/SPECIAL TEAMS



**Jeremy Phillips**

*Sr • 6-3 • 223  
Waller, Texas  
Linebacker*


**#45**

**2012 Season Highs**

Tackles  
Tackles For Loss  
Sacks  
Interceptions

**Career Highs**

Tackles 10, twice  
Tackles For Loss 2.0 vs. Rice, (9/11/10)  
Sacks 1.0 vs. MTSU (12/3/11)  
Interceptions 1, three times



**Marcus Trice**

*Jr • 5-8 • 197  
Mesquite, Texas  
Safety*

**#8**

**2012 Season Highs**

Tackles  
Tackles For Loss  
Sacks  
Interceptions

**Career Highs**

Tackles  
Tackles For Loss  
Sacks  
Interceptions



**Lairamie Lee**

*So • 5-10 • 189  
Tyler, Texas  
Safety*


**#27**

**2012 Season Highs**

Tackles  
Tackles For Loss  
Sacks  
Interceptions

**Career Highs**

Tackles 2, twice  
Tackles For Loss  
Sacks  
Interceptions



**Jamal Marshall**

*Fr • 6-3 • 193  
Missouri City, Texas  
Cornerback*

**#18**

**2012 Season Highs**

Tackles  
Tackles For Loss  
Sacks  
Interceptions

**Career Highs**

Tackles  
Tackles For Loss  
Sacks  
Interceptions



**Hilbert Jackson**

*Jr • 6-1 • 187  
Rowlett, Texas  
Cornerback*


**#6**

**2012 Season Highs**

Tackles  
Tackles For Loss  
Sacks  
Interceptions

**Career Highs**

Tackles 4 vs ULM (10/22/11)  
Tackles For Loss  
Sacks  
Interceptions



**Zac Whitfield**

*Fr • 5-9 • 180  
Sherman, Texas  
Cornerback*


**#23**

**2012 Season Highs**

Tackles  
Tackles For Loss  
Sacks  
Interceptions

**Career Highs**

Tackles  
Tackles For Loss  
Sacks  
Interceptions



**Will Atterberry**

*Sr • 5-11 • 200  
Lewisville, Texas  
Punter*


**#41**

**2012 Season Highs**

Longest Punt  
Number of Punts

**Career Highs**

Longest Punt 70, twice  
Number of Punts 10 vs. Alabama (9/17/11)



**Zach Olen**

*Jr • 5-9 • 228  
Richardson, Texas  
Kicker*

**#37**

**2011 Season Highs**

Longest Kick  
FG in a game

**Career Highs**

Longest Kick 53 yards vs. MTSU (11/13/10)  
FG in a game 4 vs. Arkansas St. (10/9/10)

# NORTH TEXAS FOOTBALL

## DEPTH CHART

### OFFENSE

LT	71	ANTONIO JOHNSON, 6-6, 311, So., 1L, DIBOLL, TX
	68	GRANT SHAW, 6-5, 302, Fr., RS, FORNEY, TX
LG	57	MASON Y'BARBO, 6-2, 309, So., 1L, SULPHUR SPRINGS, TX
	77	TRAVIS ELLARD, 6-3, 285, Fr., RS, DEER PARK, TX
C	60	AARON FORTENBERRY, 6-4, 308, Sr., 3L, ERA, TX
	63	NICK SUMMERFIELD, 6-1, 276, Sr., SQ, KILLEEN, TX
RG	62	CYRIL LEMON, 6-3, 321, So., 1L, MARBLE FALLS, TX
	65	MICAH THOMPSON, 6-4, 308, Fr., RS, JONES, OK
RT	70	COLEMAN FEELEY, 6-5, 287, Sr. 3L, AUSTIN, TX
	64	LACHRIS ANYIAM, 6-4, 296, Jr., 1L, ALLEN, TX
WR	10	IVAN DELGADO, 6-2, 209, Sr., 1L, KILLEEN, TX
	17	LYNRICK PLESANT, 6-2, 200, Jr., 1L, MESQUITE, TX
WR	3	BRELAN CHANCELLOR, 5-9, 183, Jr., 2L, COPPERAS COVE, TX
	16	DERRICK TEEGARDEN, 6-0, 198, So., 1L, ODESSA, TX
WR	81	CHRIS BYNES, 6-1, 215, Sr., 1L, LAUDERDALE LAKES, FL
	80	DARNELL SMITH, 6-1, 208, Jr., TR, GARLAND, TX
TE	1	ANDREW POWER, 6-5, 265, Sr., 1L, MYRTLE BEACH, S.C.
	86	DREW MILLER, 6-1, 260, Jr., 1L, PROSPER, TX
RB	24	BRANDIN BYRD, 5-10, 211, Jr., 2L, COPPERAS COVE, TX
	22	ANTOINNE JIMMERSON, 5-9, 219, Fr., RS, DALLAS, TX <i>OR</i> 20 JEREMY BROWN, 5-8, 180, Sr., SQ, WHITEWRIGHT, TX
QB	7	DEREK THOMPSON, 6-4, 226, Jr., 2L, GLEN ROSE, TX
	11	BRENT OSBORN, 6-4, 224, Jr., 1L, VALLEY, AL <i>OR</i> 15 ANDREW McNULTY, 6-1, 202, So., 1L, IOWA CITY, IA

### DEFENSE

DT	97	RICHARD ABBE, 6-4, 315, Jr., 2L, LUBBOCK TX
	96	TEVINN CANTLY, 6-4, 333, Sr., 3L, ARLINGTON, TX
DT	95	ALEXANDER LINCOLN, 6-2, 266, So., 1L, CIBOLO, TX
	91	AUSTIN ORR, 6-4, 268, Fr., RS, SEABROOK, TX
DE	93	BRANDON MCCOY, 6-2, 259, Jr., 2L, CARROLLTON, TX
	44	AARON BELLAZIN, 6-2, 244, So., 1L, EVERMAN, TX
DE	48	K.C. OBI, 6-2, 251, Sr., 3L, MISSION HILLS, CA
	56	MALIK DILONGA, 6-4, 248, Fr., HS, CEDAR HILL, TX
MLB	35	ZACH ORR, 6-1, 223, Jr., 2L, DeSOTO, TX
	52	DEREK AKUNNE, 6-0, 238, So., 1L, GARLAND, TX
OLB	45	JEREMY PHILLIPS, 6-3, 223, Sr., 3L, WALLER, TX
	42	CHAD POLK, 6-0, 226, Fr., RS, DALLAS, TX
OLB	11	WILL WRIGHT, 6-2, 221, Jr., 1L, GARLAND, TX
	92	LAJAYLIN SMITH, 6-0, 228, Fr., HS, LaPLACE, LA
CB	23	ZAC WHITFIELD, 5-9, 180, Fr., RS, SHERMAN, TX
	31	KENNY BUYERS, 5-11, 174, Fr., SQ, HURST, TX
CB	6	HILBERT JACKSON, 6-1, 187, Jr., 1L, ROWLETT, TX
	18	JAMAL MARSHALL, 6-3, 193, Fr., HS, MISSOURI CITY, TX
S	8	MARCUS TRICE, 5-8, 197, Jr., TR, MESQUITE, TX
	5	DAVID BUSBY, 5-11, 189, Fr., HS, COPPELL, TX
S	27	LAIRAMIE LEE, 5-10, 189, So., 1L, TYLER, TX
	15	MIKE MARSHALL, 6-0, 203, So., 1L, GRAND PRAIRIE, TX

### SPECIAL TEAMS

PK	37	ZACH OLEN, 5-9, 228, Jr., 2L, RICHARDSON, TX
P	41	WILL ATTERBERRY, 5-11, 200, Sr., 3L, LEWISVILLE, TX
	37	ZACH OLEN, 5-9, 228, Jr., 2L, RICHARDSON, TX
KR	3	BRELAN CHANCELLOR, 5-9, 183, Jr., 2L, COPPERAS COVE, TX
	24	BRANDIN BYRD, 5-10, 216, Jr., 2L, COPPERAS COVE, TX
PR	8	MARCUS TRICE, 5-8, 197, Jr., TR, MESQUITE, TX
	81	CHRIS BYNES, 6-1, 215, Sr., 1L, LAUDERDALE LAKES, FL
DS	54	BLAKE DUNHAM, 6-1, 215, So., SQ, ARGYLE, TX
PH	41	WILL ATTERBERRY, 5-11, 200, Sr., 3L, LEWISVILLE, TX
	11	BRENT OSBORN, 6-4, 224, Jr., 1L, VALLEY, AL

### Pronunciation Guide

Derek Akunne	AH-Kuhn-A
LaChris Anyiam	AN-YEE-um
Aaron Bellazin	Bell-AH-Zeen
Brelan Chancellor	Bree-Lan
Malik Dilonga	Ma-Leek Dill-Long-UH
Mustafa Haboul	HA-Boul
Joseph Igboeli	IG-Bo-ELL-E
Lairamie Lee	LARE-Uh-MEE
Cyril Lemon	SEAR-Rill
K.C. Obi	Oh-BE
Michael Stojkovic	Stock-O-Vic
Mason Y'Barbo	Why-Barbo

# NORTH TEXAS FOOTBALL

## ROSTER - NUMERICAL

No.	Name	Pos.	Ht.	Wt.	Cl.	Exp	Hometown (Last School)
1	Power, Andrew	TE	6-5	265	Sr.	1L	Myrtle Beach, S.C. (Arizona Western CC)
2	Johnson, D.Q.	DB	5-11	185	Jr.	TR	Des Moines, IA (Iowa Western CC)
3	Chancellor, Brelan	WR	5-9	183	Jr.	2L	Copperas Cove, TX (Copperas Cove HS)
4	Lewis, Mark	RB	5-10	217	Fr.	HS	Livonia, LA (Livonia HS)
5	Busby, David	DB	5-11	189	Fr.	HS	Coppell, TX (Coppell HS)
5	McNulty, Andrew	QB	6-1	202	So.	1L	Iowa City, IA (Iowa City HS)
6	Jackson, Hilbert	DB	6-1	187	Jr.	2L	Rowlett, TX (Rowlett HS)
6	Gill, Jordan	QB	6-0	180	Fr.	HS	Whitesboro, TX (Whitesboro HS)
7	Thompson, Derek	QB	6-4	226	Jr.	2L	Glen Rose, TX (Glen Rose HS)
7	Davis, Devante	DB	5-11	167	Fr.	HS	Baton Rouge, LA (Woodlawn HS)
8	Trice, Marcus	DB	5-8	197	Jr.	TR	Mesquite, TX (Oklahoma)
8	Jones, Cooper	TE	6-4	224	Fr.	RS	Lone Oak, TX (Lone Oak HS)
9	Harris, Carlos	WR	5-8	173	Fr.	HS	Frisco, TX (Frisco HS)
10	Delgado, Ivan	WR	6-2	209	Sr.	1L	Killeen, TX (Killeen HS)
11	Osborn, Brent	QB	6-4	224	Jr.	1L	Valley, AL (Northwest Miss. CC)
11	Wright, Will	LB	6-2	221	Jr.	2L	Garland, TX (South Garland HS)
13	Stojkovic, Michael	LB	6-2	211	So.	1L	Katy, TX (Valley Forge Military Academy)
14	Sampson, Chaz	WR	6-5	191	Fr.	RS	Grand Prairie, TX (Mansfield Timberview HS)
15	Terrell, Darius	WR	6-3	220	Jr.	TR	DeSoto, TX (Texas)
15	Marshall, Mike	DB	6-0	203	So.	1L	Grand Prairie, TX (South Grand Prairie HS)
16	Teegarden, Derrick	WR	6-0	198	So.	1L	Odessa, TX (Odessa HS)
17	Maduka, Kevin	DB	5-10	170	Sr.	SQ	Carrollton, TX (Creekview HS)
17	Pleasant, Lynrick	WR	6-2	200	Jr.	1L	Mesquite, TX (Mesquite HS)
18	Marshall, Jamal	DB	6-3	193	Fr.	HS	Missouri City, TX (Fort Bend Elkins HS)
19	Allen, Brandon	DB	6-0	183	Fr.	SQ	Arlington, TX (Summit HS)
19	Dodson, John	QB	6-0	186	Sr.	SQ	Dallas, TX (Bishop Lynch HS)
20	Brown, Jeremy	RB	5-8	180	Sr.	SQ	Whitewright, TX (Whitewright HS)
20	Rollins, Rex	DB	6-1	195	Fr.	HS	Tyler, TX (Chapel Hill HS)
21	Warner, Freddie	DB	5-10	176	So.	1L	Dallas, TX (Pinkston HS)
22	Jimmerson, Antoine	RB	5-9	219	Fr.	RS	Dallas, TX (DeSoto HS)
23	Whitfield, Zac	DB	5-9	180	Fr.	RS	Sherman, TX (Sherman HS)
23	Hubbard, Willie	WR	5-10	170	Fr.	SQ	Eules, TX (Trinity HS)
24	Byrd, Brandin	RB	5-10	216	Jr.	2L	Copperas Cove, TX (Copperas Cove HS)
25	Kelly, Xavier	DB	5-11	165	Fr.	HS	Katy, TX (Mayde Creek HS)
26	Wilhite, Dimitri	RB	5-8	203	Jr.	SQ	Denton, TX (Guyer HS)
27	Lee, Lairamie	DB	5-10	189	So.	1L	Tyler, TX (Chapel Hill HS)
29	Cowley, Spencer	DB	6-1	190	Fr.	HS	Frisco, TX (Frisco Heritage HS)
29	Squier, Brock	DB	5-9	194	Fr.	HS	Sanger, TX (Sanger HS)
30	Roberts, Jarrian	LB	6-2	238	Fr.	HS	Clarksville, TX (Clarksville HS)
31	Paul, Zach	K	5-9	175	Fr.	HS	Frisco, TX (Wakeland HS)
31	Buyers, Kenny	DB	5-11	174	Fr.	SQ	Hurst, TX (L.D. Bell HS)
32	Jarvis, Jamarcus	RB	5-10	203	Fr.	HS	Houma, LA (East Ascension HS)
34	Pegram, Reggie	RB	5-9	215	Jr.	TR	Terrell, TX (Purdue)
35	Orr, Zachary	LB	6-1	223	Jr.	2L	DeSoto, TX (DeSoto HS)
37	Olen, Zach	K	5-9	228	Jr.	2L	Richardson, TX (Berkner HS)
37	Igboeli, Joseph	DB	6-2	180	Jr.	TR	Grand Prairie, TX (Texas Southern)
38	Campbell, Brendan	LB	6-2	201	Fr.	SQ	Killeen, TX (Harker Heights HS)
38	Monroe, Bryan	DB	5-8	192	Jr.	SQ	Prosper, TX (Prosper HS)
39	Sashington, Konockus	LB	6-1	214	So.	SQ	Austin, TX (Akins HS)
40	Macek, Blake	P	5-9	180	Fr.	HS	Sulphur Springs, TX (Sulphur Springs HS)
41	Atterberry, Will	K/P	5-11	200	Sr.	3L	Lewisville, TX (Lewisville HS)
42	Polk, Chad	LB	6-0	226	Fr.	RS	Dallas, TX (Woodrow Wilson HS)
44	Bellazin, Aaron	DE	6-2	244	Jr.	2L	Everman, TX (Everman HS)
45	Phillips, Jeremy	LB	6-3	223	Sr.	3L	Waller, TX (Waller HS)
46	Horton, Brad	DE	6-6	240	Fr.	HS	Argyle, TX (Liberty Christian HS)
47	Clark, Dustin	LB	6-1	202	Fr.	HS	Borger, TX (Borger HS)
48	Obi, K.C.	DE	6-2	251	Sr.	3L	Mission Hills, CA (Bishop Alemany HS)
49	Mason, Daryl	DE	6-3	233	So.	SQ	Garland, TX (Rowlett HS)
50	Kirby, Kaydon	OL	6-3	300	Fr.	HS	Flower Mound, TX (Flower Mound HS)
50	Lewis, Robert	LB	6-0	217	Jr.	SQ	Mesquite, TX (Mesquite HS)
51	Feldt, Boone	OL	6-3	277	Fr.	HS	Buda, TX (Hays HS)
52	Akunne, Derek	LB	6-0	238	So.	1L	Garland, TX (North Garland HS)
53	Washington, Kendall	LB	6-2	220	Fr.	RS	Mansfield, TX (Legacy HS)
54	Dunham, Blake	DS	6-1	215	So	SQ	Argyle, TX (Argyle HS)
56	Dilonga, Malik	DE	6-4	248	Fr.	HS	Cedar Hill, TX (Trinity Christian School)
57	Y'Barbo, Mason	OL	6-2	309	So.	1L	Sulphur Springs, TX (Sulphur Springs HS)
58	Johnson, Tony	DS	6-1	210	Fr.	HS	Fort Worth, TX (South Grand Prairie HS)
60	Fortenberry, Aaron	OL	6-4	308	Sr.	3L	Era, TX (Era HS)
62	Lemon, Cyril	OL	6-3	321	So.	1L	Marble Falls, TX (Marble Falls HS)
63	Summerfield, Nicolas	OL	6-1	276	Sr.	SQ	Killeen, TX (Killeen HS)
64	Anyiam, LaChristopher	OL	6-4	296	Jr.	1L	Allen, TX (Allen HS)
65	Thompson, Micah	OL	6-4	308	Fr.	RS	Jones, OK (Jones HS)
67	Keane, Bo	OL	6-3	255	Fr.	HS	Parker, TX (Bishop Lynch HS)
68	Shaw, Grant	OL	6-5	302	Fr.	RS	Forney, TX (Forney HS)
69	Astorga, Joe	DT	6-1	272	So.	SQ	Dallas, TX (W.T. White HS)
70	Wallace, Sir Calvin	DT	6-2	308	Fr.	HS	Tyler, TX (Chapel Hill HS)
70	Feeley, Coleman	OL	6-5	287	Sr.	3L	Austin, TX (Anderson HS)
71	Johnson, Antonio	OL	6-6	311	So	1L	Diboll, TX (Diboll HS)
72	Rentfro, Ryan	OL	6-4	309	Fr.	HS	Flower Mound, TX (Marcus HS)
74	Feldt, Cam	OL	6-5	299	So.	TR	Pilot Point, TX (Arkansas)
77	Ellard, Travis	OL	6-3	285	Fr.	HS	Deer Park, TX (Deer Park HS)
78	Trussell, Connor	OL	6-5	295	Fr.	HS	Arlington, TX (Martin HS)
80	Smith, Darnell	WR	6-1	208	Jr.	TR	Garland, TX (Ellsworth CC)
81	Bynes, Christopher	WR	6-1	215	Sr.	1L	Lauderdale Lakes, FL (Coffeyville CC)
82	Schrapps, Nick	WR	6-3	202	Fr.	HS	Beaumont, TX (Kelly HS)
83	Caldwell, Carl	WR	5-10	169	Jr.	SQ	Whitehouse, TX (Kansas Wesleyan)
84	Smith, Marcus	TE	6-4	238	Fr.	SQ	San Antonio, TX (Warren HS)
85	Lancaster, Roderick	WR	6-2	200	Fr.	HS	Dallas, TX (Life School of Oak Cliff)
86	Miller, Drew	TE	6-1	260	Jr.	2L	Prosper, TX (Prosper HS)
87	Renger, Brett	WR	5-11	202	So.	SQ	Southlake, TX (Carroll HS)
88	Smith, Tanner	TE	6-3	234	So.	SQ	Fort Worth, TX (Nolan Catholic HS)
89	Prior, Daniel	TE	6-2	240	Sr.	3L	Henderson, TX (Henderson HS)
90	Boutwell, Ryan	DT	6-3	269	Jr.	2L	China Springs, Texas (China Springs HS)
91	Ladner, Mike	TE	5-11	255	Jr.	SQ	Blue Ridge, Texas (Blue Ridge HS)
91	Orr, Austin	DE	6-4	268	Fr.	HS	Seabrook, Texas (Clear Lake HS)
92	Burks, Raymond	TE	6-3	255	So.	SQ	Noblesville, Indiana (Noblesville HS)
92	Smith, LaJaylin	LB	6-0	228	Fr.	HS	LaPlace, Louisiana (St. Charles Catholic HS)
93	McCoy, Brandon	DE	6-2	257	Jr.	2L	Carrollton, Texas (Creekview HS)
94	Haboul, Mustafa	DT	6-0	241	Fr.	HS	Arlington, Texas (Martin HS)
95	Lincoln, Alexander	DT	6-2	266	So.	1L	Cibolo, Texas (Steele HS)
96	Cantly, Tevinn	DT	6-4	333	Sr.	3L	Arlington, Texas (Lamar HS)
97	Abbe, Richard	DT	6-4	315	Jr.	2L	Lubbock, Texas (Monterey HS)
98	Lynn, Jarrod	TE	6-0	235	Fr.	SQ	Grapevine, Texas (Grapevine HS)
98	Watson, Dutton	DT	6-3	261	Fr.	HS	Midland, Texas (Midland HS)
99	McDorman, Dylan	DT	6-2	302	Fr.	HS	Wichita Falls, Texas (Rider HS)

# NORTH TEXAS FOOTBALL

## NORTH TEXAS COMBINED TEAM STATISTICS

Date	Opponent	Score	Att.	Record:	Overall	Home	Away	Neutral	
* Sep 01, 2011	at FIU	L 16-41	17568	All games	5-7	4-2	1-5	0-0	
Sep 10, 2011	HOU	L 23-48	28075	Conference	4-4	3-1	1-3	0-0	
Sep 17, 2011	at #2 Alabama	L 0-41	101821	Non-Conference	1-3	1-1	0-2	0-0	
Sep 24, 2011	INDIANA	W 24-21	21181	<b>Team Statistics</b>					
Oct 1, 2011	at Tulsa	L 24-41	21240	FIRST DOWNS			NT	OPP	
* Oct 08, 2011	FAU	W 31-17	13142	Rushing			213	258	
* Oct 15, 2011	at Louisiana	L 10-30	32823	Passing			94	99	
* Oct 22, 2011	ULM	W 38-21	17815	Penalty			105	147	
* Oct 29, 2011	at Arkansas State	L 14-37	19761	RUSHING YARDAGE			1829	1962	
* Nov 12, 2011	at TROY	W 38-33	17103	Rushing Attempts			480	419	
* Nov 19, 2011	WKU	L 21-31	17011	Average Per Rush			3.8	4.7	
* Dec 03, 2011	MIDDLE TENNESSEE	W 59-7	15962	Average Per Game			152.4	163.5	
<b>Rushing</b>						TDs Rushing	19 18		
Dunbar, Lance	gp	att	gain	loss	net	avg	td	lg	avg/g
Hamilton, James	11	92	441	35	406	4.4	4	52	36.9
Thompson, Derek	11	50	185	72	113	2.3	3	16	10.3
Byrd, Brandin	11	20	83	0	83	4.2	1	25	7.5
McNulty, Andrew	7	23	105	48	57	2.5	1	34	8.1
Chancellor, B.	12	4	46	0	46	11.5	0	30	3.8
Brown, Jeremy	11	5	24	1	23	4.6	0	12	2.1
Osborn, Brent	3	4	16	0	16	4.0	0	8	5.3
Squier, Weston	8	5	15	0	15	3.0	0	9	1.9
TEAM	7	8	0	45	-45	-5.6	0	0	-6.4
Total	12	480	2112	283	1829	3.8	19	60	152.4
Opponents	12	419	2284	322	1962	4.7	18	71	163.5
<b>Passing</b>						PASSING YARDAGE	2272 3190		
Thompson, Derek	gp	effc	comp-att-int	pct	yds	td	lg	avg/g	
McNulty, Andrew	7	107.58	28-51-3	54.9	352	1	46	50.3	
Osborn, Brent	3	144.13	13-21-0	61.9	127	2	26	42.3	
Hamilton, James	11	385.60	1-1-0	100.0	34	0	34	3.1	
Chancellor, B.	12	0.00	0-1-0	0.0	0	0	0	0.0	
Delgado, Ivan	11	0.00	0-1-0	0.0	0	0	0	0.0	
Total	12	120.47	199-347-9	57.3	2272	14	83	189.3	
Opponents	12	138.94	257-429-9	59.9	3190	27	67	265.8	
<b>Receiving</b>						Comp-Att-Int	199-347-9 257-429-9		
Chancellor, B.	gp	no.	yds	avg	td	lg	avg/g		
Bynes, Chris	12	37	442	11.9	5	46	36.8		
Dunbar, Lance	12	29	350	12.1	2	83	29.2		
Delgado, Ivan	11	26	305	11.7	2	36	27.7		
Outlaw, Michael	9	17	207	12.2	1	40	23.0		
Power, Andrew	12	16	142	8.9	1	21	11.8		
Johnson, Breece	11	10	89	8.9	0	17	8.1		
Miller, Drew	12	6	105	17.5	0	34	8.8		
Taylor, Willie	11	6	38	6.3	0	15	3.5		
Hamilton, James	11	5	59	11.8	0	23	5.4		
Prior, Daniel	12	4	23	5.8	0	18	1.9		
Olawale, Jamize	8	2	9	4.5	0	7	1.1		
Stradford, T.	3	2	8	4.0	0	4	2.7		
Teegarden, D.	3	1	22	22.0	0	22	7.3		
Byrd, Brandin	11	1	16	16.0	0	16	1.5		
Total	12	199	2272	11.4	14	83	189.3		
Opponents	12	257	3190	12.4	27	67	265.8		
<b>Field Goals</b>						TDs Passing	14 27		
Olen, Zach	fg	pct.	01-19	20-29	30-39	40-49	50-99	lg	blk
	8-16	50.0	0-0	2-3	1-1	3-10	2-2	52	3
<b>Scoring</b>						TOTAL OFFENSE	4101 5152		
Dunbar, Lance	td	fg	PAT		dxp	saf	pts		
Olen, Zach	-	8-16	kick	rush	rcv	pass			
Bynes, Chris	5	-	-	-	-	-	-		
Hamilton, James	4	-	-	-	-	-	-		
Thompson, Derek	3	-	-	-	-	-	-		
Chancellor, B.	3	-	-	-	-	-	-		
Herron, Julian	2	-	-	-	-	-	-		
Delgado, Ivan	2	-	-	-	-	-	-		
Power, Andrew	2	-	-	-	-	-	-		
Downing, Ryan	1	-	-	-	-	-	-		
Ford, Steven	1	-	-	-	-	-	-		
Outlaw, Michael	1	-	-	-	-	-	-		
Byrd, Brandin	1	-	-	-	-	-	-		
Deans, Trent	-	-	6-6	-	-	-	-		
McNulty, Andrew	1	-	-	-	-	-	-		
Hill, Royce	1	-	-	-	-	-	-		
Brooks, Terell	-	-	-	-	-	-	1 2		
<b>Interceptions</b>						AVERAGE PER PLAY	5.0 6.1		
Ford, Steven	no.	yds	avg	td	lg				
Hill, Royce	2	15	7.5	1	15				
Graham, Brad	2	88	44.0	1	85				
Downing, Ryan	2	15	7.5	0	15				
Abbe, Richard	1	13	13.0	0	13				
Orr, Zachary	1	19	19.0	0	19				
	1	0	0.0	0	0				
<b>Punting</b>						AVERAGE PER GAME	189.3 265.8		
Atterberry, W.	no.	yds	avg	lg	tb	fc	120	50+	blk
	74	3218	43.5	70	7	18	26	16	0
<b>Punt Returns</b>						KICK RETURNS: #-Yards	66-1246 49-1098		
Chancellor, B.	no.	yds	avg	td	lg				
Ford, Steven	11	31	2.8	0	11				
Wright, Will	2	10	5.0	0	13				
Bynes, Chris	1	3	3.0	0	0				
Lee, Lairamie	1	3	3.0	0	0				
Herron, Julian	1	19	19.0	0	0				
Total	0	3	0.0	1	3				
Opponents	16	69	4.3	1	13				
	27	126	4.7	0	28				
<b>Kick Returns</b>						PUNT RETURNS: #-Yards	16-69 27-126		
Chancellor, B.	no.	yds	avg	td	lg				
Byrd, Brandin	50	1094	21.9	0	73				
Brown, Greg	9	108	12.0	0	19				
Dunbar, Lance	2	11	5.5	0	6				
Bynes, Chris	2	10	5.0	0	7				
Brown, Jeremy	1	2	2.0	0	2				
Prior, Daniel	1	21	21.0	0	21				
Total	1	0	0.0	0	0				
Opponents	66	1246	18.9	0	73				
	49	1098	22.4	1	100				
<b>All Purpose</b>						INT RETURNS: #-Yards	9-150 9-162		
Chancellor, B.	g	rush	rcv	pr	kr	ir	total	avg/g	
Dunbar, Lance	12	46	457	31	1094	0	1628	135.7	
Hamilton, James	12	1115	350	0	10	0	1475	122.9	
Bynes, Chris	11	406	59	0	0	0	465	42.3	
Delgado, Ivan	12	0	442	3	2	0	447	37.2	
Power, Andrew	11	0	305	0	0	0	305	27.7	
Downing, Ryan	12	1829	2272	69	1246	150	5566	463.8	
Total	12	1962	3190	126	1098	162	6538	544.8	
Opponents	12	1962	3190	126	1098	162	6538	544.8	
<b>Total Offense</b>						FUMBLES-LOST	15-8 25-17		
Thompson, Derek	g	plays	rush	pass	total	avg/g			
Dunbar, Lance	11	322	113	1759	1872	170.2			
Hamilton, James	12	269	1115	0	1115	92.9			
	11	93	406	34	440	40.0			

# NORTH TEXAS FOOTBALL

## NORTH TEXAS OVERALL TEAM STATISTICS

<b>Team Statistics</b>	<b>NT</b>	<b>OPP</b>
<b>SCORING</b>	298	368
Points Per Game	24.8	30.7
<b>FIRST DOWNS</b>	213	258
Rushing	94	99
Passing	105	147
Penalty	14	12
<b>RUSHING YARDAGE</b>	1829	1962
Yards gained rushing	2112	2284
Yards lost rushing	283	322
Rushing Attempts	480	419
Average Per Rush	3.8	4.7
Average Per Game	152.4	163.5
TDs Rushing	19	18
<b>PASSING YARDAGE</b>	2272	3190
Comp-Att-Int	199-347-9	257-429-9
Average Per Pass	6.5	7.4
Average Per Catch	11.4	12.4
Average Per Game	189.3	265.8
TDs Passing	14	27
<b>TOTAL OFFENSE</b>	4101	5152
Total Plays	827	848
Average Per Play	5.0	6.1
Average Per Game	341.8	429.3
<b>KICK RETURNS: #-Yards</b>	66-1246	49-1098
<b>PUNT RETURNS: #-Yards</b>	16-69	27-126
<b>INT RETURNS: #-Yards</b>	9-150	9-162
<b>KICK RETURN AVERAGE</b>	18.9	22.4
<b>PUNT RETURN AVERAGE</b>	4.3	4.7
<b>INT RETURN AVERAGE</b>	16.7	18.0
<b>FUMBLES-LOST</b>	15-8	25-17
<b>PENALTIES-Yards</b>	60-497	60-496
Average Per Game	41.4	41.3
<b>PUNTS-Yards</b>	74-3218	57-2320
Average Per Punt	43.5	40.7
Net punt average	39.9	38.8
<b>TIME OF POSSESSION/Game</b>	32:21	27:34
<b>3RD-DOWN Conversions</b>	70/185	73/170
3rd-Down Pct	38%	43%
<b>4TH-DOWN Conversions</b>	8/19	6/17
4th-Down Pct	42%	35%
<b>SACKS BY-Yards</b>	27-160	16-106
<b>MISC YARDS</b>	-5	-6
<b>TOUCHDOWNS SCORED</b>	39	49
<b>FIELD GOALS-ATTEMPTS</b>	8-16	10-14
<b>ON-SIDE KICKS</b>	0-0	1-1
<b>RED-ZONE SCORES</b>	(25-37) 68%	(32-40) 80%
<b>RED-ZONE TOUCHDOWNS</b>	(22-37) 59%	(24-40) 60%
<b>PAT-ATTEMPTS</b>	(38-39) 97%	(44-48) 92%
<b>ATTENDANCE</b>	113186	210316
Games/Avg Per Game	6/18864	6/35053
Neutral Site Games		0/0

<b>Score by Quarters</b>	<b>1st</b>	<b>2nd</b>	<b>3rd</b>	<b>4th</b>	<b>OT</b>	<b>Total</b>
North Texas	62	86	65	85	0	298
Opponents	110	85	71	102	0	368

# NORTH TEXAS FOOTBALL

## NORTH TEXAS INDIVIDUAL STATISTICS

Rushing	gp	att	gain	loss	net	avg	td	lg	avg/g
Dunbar, Lance	12	269	1197	82	1115	4.1	10	60	92.9
Hamilton, James	11	92	441	35	406	4.4	4	52	36.9
Thompson, Derek	11	50	185	72	113	2.3	3	16	10.3
Byrd, Brandin	11	20	83	0	83	4.2	1	25	7.5
McNulty, Andrew	7	23	105	48	57	2.5	1	34	8.1
Chancellor, B.	12	4	46	0	46	11.5	0	30	3.8
Brown, Jeremy	11	5	24	1	23	4.6	0	12	2.1
Osborn, Brent	3	4	16	0	16	4.0	0	8	5.3
Squier, Weston	8	5	15	0	15	3.0	0	9	1.9
TEAM	7	8	0	45	-45	-5.6	0	0	-6.4
Total	12	480	2112	283	1829	3.8	19	60	152.4
Opponents	12	419	2284	322	1962	4.7	18	71	163.5

Passing	gp	effic	comp-att-int	pct	yds	td	lg	avg/g
Thompson, Derek	11	120.98	157-272-6	57.7	1759	11	83	159.9
McNulty, Andrew	7	107.58	28-51-3	54.9	352	1	46	50.3
Osborn, Brent	3	144.13	13-21-0	61.9	127	2	26	42.3
Hamilton, James	11	385.60	1-1-0	100.0	34	0	34	3.1
Delgado, Ivan	11	0.00	0-1-0	0.0	0	0	0	0.0
Chancellor, B.	12	0.00	0-1-0	0.0	0	0	0	0.0
Total	12	120.47	199-347-9	57.3	2272	14	83	189.3
Opponents	12	138.94	257-429-9	59.9	3190	27	67	265.8

Receiving	gp	no.	yds	avg	td	lg	avg/g
Chancellor, B.	12	37	457	12.4	3	40	38.1
Bynes, Chris	12	37	442	11.9	5	46	36.8
Dunbar, Lance	12	29	350	12.1	2	83	29.2
Delgado, Ivan	11	26	305	11.7	2	36	27.7
Outlaw, Michael	9	17	207	12.2	1	40	23.0
Power, Andrew	12	16	142	8.9	1	21	11.8
Johnson, Breece	11	10	89	8.9	0	17	8.1
Miller, Drew	12	6	105	17.5	0	34	8.8
Taylor, Willie	11	6	38	6.3	0	15	3.5
Hamilton, James	11	5	59	11.8	0	23	5.4
Prior, Daniel	12	4	23	5.8	0	18	1.9
Olawale, Jamize	8	2	9	4.5	0	7	1.1
Stradford, T.	3	2	8	4.0	0	4	2.7
Teegarden, D.	3	1	22	22.0	0	22	7.3
Byrd, Brandin	11	1	16	16.0	0	16	1.5
Total	12	199	2272	11.4	14	83	189.3
Opponents	12	257	3190	12.4	27	67	265.8

Punt Returns	no.	yds	avg	td	lg
Chancellor, B.	11	31	2.8	0	11
Ford, Steven	2	10	5.0	0	13
Lee, Lairamie	1	19	19.0	0	0
Bynes, Chris	1	3	3.0	0	0
Wright, Will	1	3	3.0	0	0
Herron, Julian	0	3	0.0	1	3
Total	16	69	4.3	1	13
Opponents	27	126	4.7	0	28

Interceptions	no.	yds	avg	td	lg
Hill, Royce	2	88	44.0	1	85
Graham, Brad	2	15	7.5	0	15
Ford, Steven	2	15	7.5	1	15
Orr, Zachary	1	0	0.0	0	0
Abbe, Richard	1	19	19.0	0	19
Downing, Ryan	1	13	13.0	0	13
Total	9	150	16.7	2	85
Opponents	9	162	18.0	3	74

Kick Returns	no.	yds	avg	td	lg
Chancellor, B.	50	1094	21.9	0	73
Byrd, Brandin	9	108	12.0	0	19
Dunbar, Lance	2	10	5.0	0	7
Brown, Greg	2	11	5.5	0	6
Prior, Daniel	1	0	0.0	0	0
Brown, Jeremy	1	21	21.0	0	21
Bynes, Chris	1	2	2.0	0	2
Total	66	1246	18.9	0	73
Opponents	49	1098	22.4	1	100

Fumble Returns	no.	yds	avg	td	lg
Herron, Julian	1	16	16.0	1	16
Power, Andrew	1	29	29.0	1	29
Downing, Ryan	0	0	0.0	1	0
Total	2	45	22.5	3	29
Opponents	0	0	0.0	0	0



# NORTH TEXAS FOOTBALL

## NORTH TEXAS INDIVIDUAL STATISTICS

Scoring	td	fg	PAT				kick	rush	rcv	pass	dpx	saf	pts	Total Offense						
			kick	rush	rcv	pass								g	plays	rush	pass	total	avg/g	
Dunbar, Lance	12	-	-	-	-	-	-	-	-	-	-	-	72	Thompson, Derek	11	322	113	1759	1872	170.2
Olen, Zach	-	8-16	32-33	-	-	-	-	-	-	-	-	-	56	Dunbar, Lance	12	269	1115	0	1115	92.9
Bynes, Chris	5	-	-	-	-	-	-	-	-	-	-	-	30	Hamilton, James	11	93	406	34	440	40.0
Hamilton, James	4	-	-	-	-	-	-	-	-	-	-	-	24	McNulty, Andrew	7	74	57	352	409	58.4
Chancellor, B.	3	-	-	-	-	-	-	-	-	-	-	-	18	Osborn, Brent	3	25	16	127	143	47.7
Thompson, Derek	3	-	-	-	-	-	-	-	-	-	-	-	18	Byrd, Brandin	11	20	83	0	83	7.5
Delgado, Ivan	2	-	-	-	-	-	-	-	-	-	-	-	12	Chancellor, B.	12	5	46	0	46	3.8
Power, Andrew	2	-	-	-	-	-	-	-	-	-	-	-	12	Brown, Jeremy	11	5	23	0	23	2.1
Herron, Julian	2	-	-	-	-	-	-	-	-	-	-	-	12	Squier, Weston	8	5	15	0	15	1.9
Outlaw, Michael	1	-	-	-	-	-	-	-	-	-	-	-	6	TEAM	7	8	-45	0	-45	-6.4
Byrd, Brandin	1	-	-	-	-	-	-	-	-	-	-	-	6	Total	12	827	1829	2272	4101	341.8
Hill, Royce	1	-	-	-	-	-	-	-	-	-	-	-	6	Opponents	12	848	1962	3190	5152	429.3
Deans, Trent	-	-	6-6	-	-	-	-	-	-	-	-	-	6							
Ford, Steven	1	-	-	-	-	-	-	-	-	-	-	-	6							
Downing, Ryan	1	-	-	-	-	-	-	-	-	-	-	-	6							
McNulty, Andrew	1	-	-	-	-	-	-	-	-	-	-	-	6							
Brooks, Terell	-	-	-	-	-	-	-	-	-	-	1	2								
Total	39	8-16	38-39	-	-	-	-	-	-	-	1	298								
Opponents	49	10-14	44-48	-	-	0-1	-	-	-	-	-	368								

Field Goals	fg	pct.	01-19	20-29	30-39	40-49	50-99	lg	blk	Punting	no.	yds	avg	lg	tb	fc	i20	50+	blk	
Olen, Zach	8-16	50.0	0-0	2-3	1-1	3-10	2-2	52	3	Atterberry, W.	74	3218	43.5	70	7	18	26	16	0	
FG Sequence	North Texas				Opponents					Total	74	3218	43.5	70	7	18	26	16	0	
FIU	48,41				(23),(45)					Opponents	57	2320	40.7	63	2	7	16	14	2	
HOU	(39)				(25),(27)					Kickoffs										
Alabama	42				(26),(37),36,42					Olen, Zach	55	3443	62.6	9	1					
Indiana	(40)				49					Deans, Trent	4	238	59.5	0	0					
Tulsa	(52),40				-					Total	59	3681	62.4	9	1	22.4	40.7	29		
FAU	43,(52)				(30)					Opponents	71	4202	59.2	2	0	18.9	41.1	28		
Louisiana	(24),47,42				(31)															
ULM	27,(46)				34															
Arkansas State	-				(48)															

All Purpose	g	rush	rcv	pr	kr	ir	total	avg/g
Chancellor, B.	12	46	457	31	1094	0	1628	135.7
Dunbar, Lance	12	1115	350	0	10	0	1475	122.9
Hamilton, James	11	406	59	0	0	0	465	42.3
Bynes, Chris	12	0	442	3	2	0	447	37.2
Delgado, Ivan	11	0	305	0	0	0	305	27.7
Outlaw, Michael	9	0	207	0	0	0	207	23.0
Byrd, Brandin	11	83	16	0	108	0	207	18.8
Power, Andrew	12	0	142	0	0	0	142	11.8
Thompson, Dere	11	113	0	0	0	0	113	10.3
Miller, Drew	12	0	105	0	0	0	105	8.8
Johnson, Breece	11	0	89	0	0	0	89	8.1
Hill, Royce	12	0	0	0	0	88	88	7.3
McNulty, Andre	7	57	0	0	0	0	57	8.1
Brown, Jeremy	11	23	0	0	21	0	44	4.0
Taylor, Willie	11	0	38	0	0	0	38	3.5
Ford, Steven	12	0	0	10	0	15	25	2.1
Prior, Daniel	12	0	23	0	0	0	23	1.9
Teegarden, D.	3	0	22	0	0	0	22	7.3
Lee, Lairamie	11	0	0	19	0	0	19	1.7
Abbe, Richard	12	0	0	0	0	19	19	1.6
Osborn, Brent	3	16	0	0	0	0	16	5.3
Graham, Brad	12	0	0	0	0	15	15	1.2
Squier, Weston	8	15	0	0	0	0	15	1.9
Downing, Ryan	12	0	0	0	0	13	13	1.1
Brown, Greg	12	0	0	0	11	0	11	0.9
Olawale, Jamize	8	0	9	0	0	0	9	1.1
Stradford, T.	3	0	8	0	0	0	8	2.7
Wright, Will	11	0	0	3	0	0	3	0.3
Herron, Julian	12	0	0	3	0	0	3	0.2
TEAM	7	-45	0	0	0	0	-45	-6.4

# NORTH TEXAS FOOTBALL

## NORTH TEXAS DEFENSIVE STATISTICS

#	Defensive Leaders	gp	Tackles				tfl/yds	Sacks no-yds	Pass defense			Fumbles		blkd	
			ua	a	tot				int-yds	brup	qbh	rcv-yds	ff	kick	saf
35	Orr, Zachary	9	39	35	74	7.0-21	2.0-13	1-0	3	2	2-0	1	.	.	
22	Downing, Ryan	12	49	19	68	1.0-3	.	1-13	3	.	2-0	2	.	.	
47	Akpunku, B.	12	30	25	55	10.0-47	7.5-43	.	.	1	1-0	3	.	.	
25	Graham, Brad	12	34	18	52	3.0-6	.	2-15	3	1	1-0	1	.	.	
31	Stojkovic, M.	11	27	21	48	5.5-23	2.0-13	.	1	.	.	1	.	.	
23	Ford, Steven	12	39	7	46	2.5-9	.	2-15	5	.	.	.	.	.	
21	Hill, Royce	12	30	16	46	1.0-2	.	2-88	13	.	1-0	.	.	.	
93	McCoy, Brandon	12	27	17	44	7.5-32	4.5-23	.	1	.	.	.	.	.	
26	Johnson, F.	12	26	15	41	3.5-22	2.5-20	.	.	.	1-0	.	.	.	
11	Wright, Will	11	21	10	31	2.5-5	.	.	2	.	.	.	1	.	
46	Herron, Julian	12	23	8	31	5.0-21	3.5-19	.	.	1	4-16	2	.	.	
90	Boutwell, Ryan	12	16	12	28	2.5-16	1.5-12	.	.	.	.	.	.	.	
45	Phillips, J.	6	15	6	21	1.5-6	0.5-4	.	.	.	.	.	.	.	
52	Akunne, Derek	10	10	10	20	2.5-5	.	.	.	.	.	.	.	.	
48	Obi, K.C.	10	13	7	20	2.5-5	.	.	.	.	.	.	.	.	
19	Warner, Freddie	7	15	3	18	0.5-0	0.5-0	.	1	.	.	.	.	.	
96	Cantly, Tevinn	12	8	9	17	4.0-13	1.0-3	.	.	.	.	.	2	.	
20	McCord, D'Leon	11	12	5	17	.	.	.	.	.	.	.	.	.	
6	Jackson, H.	12	7	8	15	.	.	.	2	.	.	.	.	.	
18	Shorter, John	11	9	3	12	.	.	.	4	.	.	1	.	.	
27	Lee, Lairamie	11	9	1	10	.	.	.	.	.	.	.	1	.	
32	Clay, Colton	12	8	2	10	.	.	.	.	.	1-0	.	.	.	
44	Bellazin, Aaron	9	4	6	10	2.5-10	1.0-8	.	.	.	.	1	.	.	
97	Abbe, Richard	12	5	2	7	0.5-2	0.5-2	1-19	.	.	.	.	.	.	
40	Brown, Jeremy	11	5	2	7	.	.	.	.	.	.	.	.	.	
84	Brown, Greg	12	6	1	7	.	.	.	.	.	.	.	.	.	
7G	Wilson, Jamaal	12	4	2	6	.	.	.	.	.	.	.	.	.	
1E	Marshall, Mike	8	4	1	5	.	.	.	.	.	.	.	.	.	
2I	Pleasant, L.	6	2	2	4	.	.	.	.	.	.	1	.	.	
51	January, Sean	8	3	.	3	.	.	.	1	.	.	.	.	.	
95	Lincoln, A.	8	1	1	2	.	.	.	.	.	1-0	.	.	.	
15	McNulty, Andrew	7	2	.	2	.	.	.	.	.	.	.	.	.	
37	Olen, Zach	12	2	.	2	.	.	.	.	.	.	.	.	.	
83	Olawale, Jamize	8	2	.	2	.	.	.	.	.	.	.	.	.	
89	Prior, Daniel	12	2	.	2	.	.	.	.	.	.	1	.	.	
7	Thompson, Derek	11	2	.	2	.	.	.	.	.	.	.	.	.	
43	Crewe, Nick	2	1	.	1	.	.	.	.	.	.	.	.	.	
98	Mason, Daryl	6	1	.	1	.	.	.	.	.	.	.	.	.	
3	Taylor, Willie	11	.	1	1	.	.	.	.	.	.	.	.	.	
49	Gaines, Frank	1	.	1	1	.	.	.	.	.	.	.	.	.	
5	Dunbar, Lance	12	1	.	1	.	.	.	.	.	.	.	.	.	
41	Atterberry, W.	12	1	.	1	.	.	.	.	.	.	.	.	.	
1	Power, Andrew	12	1	.	1	.	.	.	.	.	1-29	.	.	.	
86	Miller, Drew	12	1	.	1	.	.	.	.	.	.	.	.	.	
78	Kokjohn, Troy	10	1	.	1	.	.	.	.	.	.	.	.	.	
99	Brooks, Terell	1	.	.	.	.	.	.	.	.	.	.	.	1	
94	White, Kyle	3	.	.	.	.	.	.	.	.	2-0	.	.	.	
Total		12	518	276	794	65-248	27-160	9-150	39	5	17-45	14	4	1	
Opponents		12	527	270	797	64-217	16-106	9-162	35	12	8-0	6	4	.	

# NORTH TEXAS FOOTBALL

## NORTH TEXAS INDIVIDUAL SEASON AND CAREER HIGHS

### SEASON

### CAREER

Rushing	gp	att	gain	loss	net	avg	td	lg	avg/g	gp	att	gain	loss	net	avg	td	lg	avg/g
Dunbar, Lance	12	269	1197	82	1115	4.1	10	60	92.9	41	782	4454	230	4224	5.4	41	83	103.0
Hamilton, James	11	92	441	35	406	4.4	4	52	36.9	36	137	757	41	716	5.2	7	52	19.9
Thompson, Derek	11	50	185	72	113	2.3	3	16	10.3	16	56	211	81	130	2.3	3	21	8.1
Byrd, Brandin	11	20	83	0	83	4.2	1	25	7.5	23	54	256	4	252	4.7	2	53	11.0
McNulty, Andrew	7	23	105	48	57	2.5	1	34	8.1	7	23	105	48	57	2.5	1	34	8.1
Chancellor, B.	12	4	46	0	46	11.5	0	30	3.8	22	6	47	1	46	7.7	0	30	2.1
Brown, Jeremy	11	5	24	1	23	4.6	0	12	2.1	37	5	24	1	23	4.6	0	12	0.6
Osborn, Brent	3	4	16	0	16	4.0	0	8	5.3	3	4	16	0	16	4.0	0	8	5.3
Squier, Weston	8	5	15	0	15	3.0	0	9	1.9	11	5	15	0	15	3.0	0	9	1.4
TEAM	7	8	0	45	-45	-5.6	0	0	-6.4	59	47	2	221	-219	-4.7	0	2	-3.7
Total	12	480	2112	283	1829	3.8	19	60	152.4									
Opponents	12	419	2284	322	1962	4.7	18	71	163.5									

Passing	gp	effic	comp-att-int	pct	yds	td	lg	avg/g	gp	effic	comp-att-int	pct	yds	td	lg	avg/g
Thompson, Derek	11	120.98	157-272-6	57.7	1759	11	83	159.9	16	121.63	171-293-7	58.4	1902	12	83	118.9
McNulty, Andrew	7	107.58	28-51-3	54.9	352	1	46	50.3	7	107.58	28-51-3	54.9	352	1	46	50.3
Osborn, Brent	3	144.13	13-21-0	61.9	127	2	26	42.3	3	144.13	13-21-0	61.9	127	2	26	42.3
Hamilton, James	11	385.60	1-1-0	100.0	34	0	34	3.1	36	385.60	1-1-0	100.0	34	0	34	0.9
Chancellor, B.	12	0.00	0-1-0	0.0	0	0	0	0.0	22	0.00	0-1-0	0.0	0	0	0	0.0
Delgado, Ivan	11	0.00	0-1-0	0.0	0	0	0	0.0	11	0.00	0-1-0	0.0	0	0	0	0.0
Total	12	120.47	199-347-9	57.3	2272	14	83	189.3								
Opponents	12	138.94	257-429-9	59.9	3190	27	67	265.8								

Receiving	gp	no.	yds	avg	td	lg	avg/g	gp	no.	yds	avg	td	lg	avg/g
Chancellor, B.	12	37	457	12.4	3	40	38.1	22	38	469	12.3	3	40	21.3
Bynes, Chris	12	37	442	11.9	5	46	36.8	15	42	493	11.7	5	46	32.9
Dunbar, Lance	12	29	350	12.1	2	83	29.2	41	97	1033	10.6	8	83	25.2
Delgado, Ivan	11	26	305	11.7	2	36	27.7	11	26	305	11.7	2	36	27.7
Outlaw, Michael	9	17	207	12.2	1	40	23.0	21	58	680	11.7	3	46	32.4
Power, Andrew	12	16	142	8.9	1	21	11.8	12	16	142	8.9	1	21	11.8
Johnson, Breece	11	10	89	8.9	0	17	8.1	29	21	173	8.2	1	17	6.0
Miller, Drew	12	6	105	17.5	0	34	8.8	24	7	136	19.4	1	34	5.7
Taylor, Willie	11	6	38	6.3	0	15	3.5	29	20	102	5.1	0	15	3.5
Hamilton, James	11	5	59	11.8	0	23	5.4	36	16	111	6.9	0	23	3.1
Prior, Daniel	12	4	23	5.8	0	18	1.9	33	5	29	5.8	0	18	0.9
Olawale, Jamize	8	2	9	4.5	0	7	1.1	19	8	88	11.0	0	30	4.6
Stradford, T.	3	2	8	4.0	0	4	2.7	12	26	276	10.6	2	75	23.0
Teegarden, D.	3	1	22	22.0	0	22	7.3	3	1	22	22.0	0	22	7.3
Byrd, Brandin	11	1	16	16.0	0	16	1.5	23	2	22	11.0	0	16	1.0
Total	12	199	2272	11.4	14	83	189.3							
Opponents	12	257	3190	12.4	27	67	265.8							

Total Offense	q	plays	rush	pass	total	avg/q	q	plays	rush	pass	total	avg/q
Thompson, Derek	11	322	113	1759	1872	170.2	16	349	130	1902	2032	127.0
Dunbar, Lance	12	269	1115	0	1115	92.9	41	782	4224	0	4224	103.0
Hamilton, James	11	93	406	34	440	40.0	36	138	716	34	750	20.8
McNulty, Andrew	7	74	57	352	409	58.4	7	74	57	352	409	58.4
Osborn, Brent	3	25	16	127	143	47.7	3	25	16	127	143	47.7
Byrd, Brandin	11	20	83	0	83	7.5	23	54	252	0	252	11.0
Chancellor, B.	12	5	46	0	46	3.8	22	7	46	0	46	2.1
Brown, Jeremy	11	5	23	0	23	2.1	37	5	23	0	23	0.6
Squier, Weston	8	5	15	0	15	1.9	11	5	15	0	15	1.4
TEAM	7	8	-45	0	-45	-6.4	59	58	-219	0	-219	-3.7
Total	12	827	1829	2272	4101	341.8						
Opponents	12	848	1962	3190	5152	429.3						

# NORTH TEXAS FOOTBALL

## NORTH TEXAS INDIVIDUAL SEASON AND CAREER HIGHS

Scoring	SEASON							CAREER										
	td	fg	kick	PAT			dxp	saf	pts	td	fg	kick	PAT			dxp	saf	pts
Dunbar, Lance	12	-	-	-	-	-	-	-	72	49	-	-	-	-	-	-	-	294
Olen, Zach	-	8-16	32-33	-	-	-	-	-	56	-	21-31	53-56	-	-	-	-	-	116
Bynes, Chris	5	-	-	-	-	-	-	-	30	5	-	-	-	-	-	-	30	
Hamilton, James	4	-	-	-	-	-	-	-	24	7	-	-	-	-	-	-	42	
Chancellor, B.	3	-	-	-	-	-	-	-	18	5	-	-	-	-	-	-	30	
Thompson, Derek	3	-	-	-	-	-	-	-	18	3	-	-	-	-	-	-	18	
Delgado, Ivan	2	-	-	-	-	-	-	-	12	2	-	-	-	-	-	-	12	
Power, Andrew	2	-	-	-	-	-	-	-	12	2	-	-	-	-	-	-	12	
Herron, Julian	2	-	-	-	-	-	-	-	12	2	-	-	-	-	-	-	12	
Deans, Trent	-	-	6-6	-	-	-	-	-	6	-	2-3	17-19	-	-	-	-	23	
Ford, Steven	1	-	-	-	-	-	-	-	6	1	-	-	-	-	-	-	6	
Downing, Ryan	1	-	-	-	-	-	-	-	6	1	-	-	-	-	-	-	6	
Hill, Royce	1	-	-	-	-	-	-	-	6	1	-	-	-	-	-	-	6	
Byrd, Brandin	1	-	-	-	-	-	-	-	6	2	-	-	-	-	-	-	12	
McNulty, Andrew	1	-	-	-	-	-	-	-	6	1	-	-	-	-	-	-	6	
Outlaw, Michael	1	-	-	-	-	-	-	-	6	3	-	-	-	-	-	-	18	
Brooks, Terell	-	-	-	-	-	-	-	1	2	-	-	-	-	-	-	1	2	
<b>Total</b>	<b>39</b>	<b>8-16</b>	<b>38-39</b>	<b>-</b>	<b>-</b>	<b>-</b>	<b>-</b>	<b>-</b>	<b>1</b>	<b>298</b>								
<b>Opponents</b>	<b>49</b>	<b>10-14</b>	<b>44-48</b>	<b>-</b>	<b>-</b>	<b>0-1</b>	<b>-</b>	<b>-</b>	<b>-</b>	<b>368</b>								

Punt Returns	no.	yds	avg	td	lg	no.	yds	avg	td	lg
Chancellor, B.	11	31	2.8	0	11	16	41	2.6	0	11
Ford, Steven	2	10	5.0	0	13	2	10	5.0	0	13
Bynes, Chris	1	3	3.0	0	0	2	7	3.5	0	4
Lee, Lairamie	1	19	19.0	0	0	1	19	19.0	0	0
Wright, Will	1	3	3.0	0	0	1	3	3.0	0	0
Herron, Julian	0	3	0.0	1	3	0	3	0.0	1	3
<b>Total</b>	<b>16</b>	<b>69</b>	<b>4.3</b>	<b>1</b>	<b>13</b>					
<b>Opponents</b>	<b>27</b>	<b>126</b>	<b>4.7</b>	<b>0</b>	<b>28</b>					

Kick Returns	no.	yds	avg	td	lg	no.	yds	avg	td	lg
Chancellor, B.	50	1094	21.9	0	73	83	2017	24.3	2	93
Byrd, Brandin	9	108	12.0	0	19	9	108	12.0	0	19
Brown, Greg	2	11	5.5	0	6	2	11	5.5	0	6
Dunbar, Lance	2	10	5.0	0	7	10	118	11.8	0	24
Brown, Jeremy	1	21	21.0	0	21	1	21	21.0	0	21
Bynes, Chris	1	2	2.0	0	2	1	2	2.0	0	2
Prior, Daniel	1	0	0.0	0	0	1	0	0.0	0	0
<b>Total</b>	<b>66</b>	<b>1246</b>	<b>18.9</b>	<b>0</b>	<b>73</b>					
<b>Opponents</b>	<b>49</b>	<b>1098</b>	<b>22.4</b>	<b>1</b>	<b>100</b>					

Interceptions	no.	yds	avg	td	lg	no.	yds	avg	td	lg
Ford, Steven	2	15	7.5	1	15	2	15	7.5	1	15
Hill, Royce	2	88	44.0	1	85	6	152	25.3	1	85
Graham, Brad	2	15	7.5	0	15	2	15	7.5	0	15
Abbe, Richard	1	19	19.0	0	19	1	19	19.0	0	19
Orr, Zachary	1	0	0.0	0	0	1	0	0.0	0	0
Downing, Ryan	1	13	13.0	0	13	2	13	6.5	0	13
<b>Total</b>	<b>9</b>	<b>150</b>	<b>16.7</b>	<b>2</b>	<b>85</b>					
<b>Opponents</b>	<b>9</b>	<b>162</b>	<b>18.0</b>	<b>3</b>	<b>74</b>					

Fumble Returns	no.	yds	avg	td	lg	no.	yds	avg	td	lg
Herron, Julian	1	16	16.0	1	16	1	16	16.0	1	16
Power, Andrew	1	29	29.0	1	29	1	29	29.0	1	29
Downing, Ryan	0	0	0.0	1	0	0	0	0.0	1	0
<b>Total</b>	<b>2</b>	<b>45</b>	<b>22.5</b>	<b>3</b>	<b>29</b>					
<b>Opponents</b>	<b>0</b>	<b>0</b>	<b>0.0</b>	<b>0</b>	<b>0</b>					

# NORTH TEXAS FOOTBALL

## NORTH TEXAS INDIVIDUAL SEASON AND CAREER HIGHS

All Purpose	SEASON								CAREER							
	g	rush	rcv	pr	kr	ir	total	avg/g	g	rush	rcv	pr	kr	ir	total	avg/g
Chancellor, B.	12	46	457	31	1094	0	1628	135.7	22	46	469	41	2017	0	2573	117.0
Dunbar, Lance	12	1115	350	0	10	0	1475	122.9	41	4224	1033	0	118	0	5375	131.1
Hamilton, James	11	406	59	0	0	0	465	42.3	36	716	111	0	201	0	1028	28.6
Bynes, Chris	12	0	442	3	2	0	447	37.2	15	0	493	7	2	0	502	33.5
Delgado, Ivan	11	0	305	0	0	0	305	27.7	11	0	305	0	0	0	305	27.7
Byrd, Brandin	11	83	16	0	108	0	207	18.8	23	252	22	0	108	0	382	16.6
Outlaw, Michael	9	0	207	0	0	0	207	23.0	21	0	680	0	0	0	680	32.4
Power, Andrew	12	0	142	0	0	0	142	11.8	12	0	142	0	0	0	142	11.8
Thompson, Dere	11	113	0	0	0	0	113	10.3	16	130	0	0	0	0	130	8.1
Miller, Drew	12	0	105	0	0	0	105	8.8	24	0	136	0	0	0	136	5.7
Johnson, Breece	11	0	89	0	0	0	89	8.1	29	0	173	0	0	0	173	6.0
Hill, Royce	12	0	0	0	0	88	88	7.3	48	0	0	22	831	152	1005	20.9
McNulty, Andrew	7	57	0	0	0	0	57	8.1	7	57	0	0	0	0	57	8.1
Brown, Jeremy	11	23	0	0	21	0	44	4.0	37	23	0	0	21	0	44	1.2
Taylor, Willie	11	0	38	0	0	0	38	3.5	29	0	102	0	0	0	102	3.5
Ford, Steven	12	0	0	10	0	15	25	2.1	13	0	0	10	0	15	25	1.9
Prior, Daniel	12	0	23	0	0	0	23	1.9	33	0	29	0	0	0	29	0.9
Teegarden, D.	3	0	22	0	0	0	22	7.3	3	0	22	0	0	0	22	7.3
Lee, Lairamie	11	0	0	19	0	0	19	1.7	11	0	0	19	0	0	19	1.7
Abbe, Richard	12	0	0	0	0	19	19	1.6	16	0	0	0	0	19	19	1.2
Osborn, Brent	3	16	0	0	0	0	16	5.3	3	16	0	0	0	0	16	5.3
Squier, Weston	8	15	0	0	0	0	15	1.9	11	15	0	0	0	0	15	1.4
Graham, Brad	12	0	0	0	0	15	15	1.2	23	1	0	0	0	15	16	0.7
Downing, Ryan	12	0	0	0	0	13	13	1.1	24	0	0	0	0	13	13	0.5
Brown, Greg	12	0	0	0	11	0	11	0.9	26	0	0	0	11	0	11	0.4
Olawale, Jamize	8	0	9	0	0	0	9	1.1	19	0	88	0	0	0	88	4.6
Stradford, T.	3	0	8	0	0	0	8	2.7	12	0	276	0	0	0	276	23.0
Wright, Will	11	0	0	3	0	0	3	0.3	19	0	0	3	3	0	6	0.3
Herron, Julian	12	0	0	3	0	0	3	0.2	24	0	0	3	0	0	3	0.1
TEAM	7	-45	0	0	0	0	-45	-6.4	59	-219	0	0	0	0	-219	-3.7
Total	12	1829	2272	69	1246	150	5566	463.8								
Opponents	12	1962	3190	126	1098	162	6538	544.8								

Field Goals	att	good	long	blkd	att	good	long	blkd
Olen, Zach	16	8	52	3	31	21	53	3
Total	16	8	52	3				
Opponents	14	10	48	1				

Punting	no.	yds	avg	lg	blk	no.	yds	avg	lg	blk
Atterberry, W.	74	3218	43.5	70	0	172	7160	41.6	70	1
Total	74	3218	43.5	70	0					
Opponents	57	2320	40.7	63	2					

Kickoffs	no.	yds	avg	tb	ob	no.	yds	avg	tb	ob
Olen, Zach	55	3443	62.6	9	1	97	5890	60.7	12	2
Deans, Trent	4	238	59.5	0	0	6	296	49.3	0	1
Total	59	3681	62.4	9	1					
Opponents	71	4202	59.2	2	0					

# NORTH TEXAS FOOTBALL

## NORTH TEXAS INDIVIDUAL SEASON AND CAREER HIGHS

##	Defensive Leaders	SEASON										CAREER										
		gp	ua	a	total	tfl	sack	int	pbu	fr	ff	blk	gp	ua	a	total	tfl	sack	int	pbu	fr	ff
35	Orr, Zachary	9	39	35	74	7.0	2.0	1	3	2	1	21	67	67	134	8.0	2.0	1	5	3	1	
22	Downing, Ryan	12	49	19	68	1.0		1	3	2	2	24	83	37	120	1.0		2	4	4	4	
47	Akpunku, B.	12	30	25	55	10.0	7.5			1	3	45	87	73	160	27.0	17.0		1	2	6	
25	Graham, Brad	12	34	18	52	3.0		2	3	1	1	23	56	37	93	3.0		2	3	1	1	
31	Stojkovic, M.	11	27	21	48	5.5	2.0		1		1	11	27	21	48	5.5	2.0		1		1	
21	Hill, Royce	12	30	16	46	1.0		2	13	1		48	127	39	166	5.0		6	23	4		
23	Ford, Steven	12	39	7	46	2.5		2	5			13	39	7	46	2.5		2	5			
93	McCoy, Brandon	12	27	17	44	7.5	4.5		1			23	42	33	75	11.5	7.5		2			1
26	Johnson, F.	12	26	15	41	3.5	2.5			1		22	28	17	45	3.5	2.5			1		
11	Wright, Will	11	21	10	31	2.5			2		1	19	24	11	35	2.5			2			1
46	Herron, Julian	12	23	8	31	5.0	3.5			4	2	24	28	11	39	5.0	3.5			4	3	
90	Boutwell, Ryan	12	16	12	28	2.5	1.5					24	16	12	28	2.5	1.5					
45	Phillips, J.	6	15	6	21	1.5	0.5					29	73	54	127	10.5	1.5	3	5	1	1	
48	Obi, K.C.	10	13	7	20	2.5						34	41	41	82	10.0	2.5		1		1	
52	Akunne, Derek	10	10	10	20	2.5						10	10	10	20	2.5						
19	Warner, Freddie	7	15	3	18	0.5	0.5		1			7	15	3	18	0.5	0.5		1			
96	Cantly, Tevinn	12	8	9	17	4.0	1.0				2	32	13	23	36	4.0	1.5					2
20	McCord, D'Leon	11	12	5	17	0.0						23	33	26	59	1.0			3		1	
6	Jackson, H.	12	7	8	15	0.0			2			20	11	10	21	0.0			2			
18	Shorter, John	11	9	3	12	0.0			4		1	45	46	20	66	4.0		4	7		2	
44	Bellazin, Aaron	9	4	6	10	2.5	1.0				1	9	4	6	10	2.5	1.0				1	
32	Clay, Colton	12	8	2	10	0.0				1		12	8	2	10	0.0				1		
27	Lee, Lairamie	11	9	1	10	0.0					1	11	9	1	10	0.0						1
40	Brown, Jeremy	11	5	2	7	0.0						37	6	2	8	0.0						
84	Brown, Greg	12	6	1	7	0.0						26	13	3	16	0.0						
97	Abbe, Richard	12	5	2	7	0.5	0.5	1				16	6	2	8	0.5	0.5	1				
7G	Wilson, Jamaal	12	4	2	6	0.0						25	5	10	15	0.0						
1E	Marshall, Mike	8	4	1	5	0.0						8	4	1	5	0.0						
21	Pleasant, L.	6	2	2	4	0.0				1		6	2	2	4	0.0					1	
51	January, Sean	8	3		3	0.0			1			13	3		3	0.0			1			
37	Olen, Zach	12	2		2	0.0						19	2		2	0.0						
95	Lincoln, A.	8	1	1	2	0.0				1		8	1	1	2	0.0				1		
83	Olawale, Jamize	8	2		2	0.0						19	2		2	0.0						
7	Thompson, Derek	11	2		2	0.0						16	3	2	5	0.0						
89	Prior, Daniel	12	2		2	0.0				1		33	8	5	13	0.0				1	1	
15	McNulty, Andrew	7	2		2	0.0						7	2		2	0.0						
98	Mason, Daryl	6	1		1	0.0						6	1		1	0.0						
78	Kokjohn, Troy	10	1		1	0.0						30	4	5	9	0.0						
43	Crewe, Nick	2	1		1	0.0						2	1		1	0.0						
49	Gaines, Frank	1		1	1	0.0						12	12	10	22	2.0			1			
3	Taylor, Willie	11		1	1	0.0						29		2	2	0.0						
86	Miller, Drew	12	1		1	0.0						24	2	4	6	0.0						
1	Power, Andrew	12	1		1	0.0				1		12	1		1	0.0				1		
5	Dunbar, Lance	12	1		1	0.0						41	2	1	3	0.0						
41	Atterberry, W.	12	1		1	0.0						31	2		2	0.0						
94	White, Kyle	3				0.0				2		7		3	3	0.0				2		
99	Brooks, Terell	1				0.0						1				0.0						
Total		12	518	276	794	65	27	9	39	17	14	4										
Opponents		12	527	270	797	64	16	9	35	8	6	4										

# NORTH TEXAS FOOTBALL

## NORTH TEXAS RED-ZONE RESULTS

### North Texas Inside Opponent Red-Zone

Date	Opponent	Score	Times In RZ	Times Scored	Total Pts	Rush TDs	Pass TDs	FGs Made	Failed to score inside RZ					
									FGA	Down	Int	Fumb	Half	Game
Sep 01, 2011	at FIU	L 16-41	2	0	0	0	0	0	1	1	0	0	0	0
Sep 10, 2011	HOU	L 23-48	5	4	23	3	2	1	0	0	1	0	0	0
Sep 17, 2011	at Alabama	L 0-41	1	0	0	0	0	0	0	1	0	0	0	0
Sep 24, 2011	INDIANA	W 24-21	2	1	7	1	0	1	0	1	0	0	0	0
Oct 1, 2011	at Tulsa	L 24-41	4	2	14	2	1	1	1	1	0	0	0	0
Oct 08, 2011	FAU	W 31-17	2	2	14	2	2	0	0	0	0	0	0	0
Oct 15, 2011	at Louisiana	L 10-30	3	2	10	1	1	0	1	0	0	0	0	1
Oct 22, 2011	ULM	W 38-21	3	2	14	2	0	2	1	0	0	0	0	0
Oct 29, 2011	at Arkansas State	L 14-37	2	1	7	1	1	0	0	0	1	0	0	0
Nov 12, 2011	at TROY	W 38-33	3	3	17	2	2	0	1	0	0	0	0	0
Nov 19, 2011	WKU	L 21-31	3	2	14	2	1	1	0	1	0	0	0	0
Dec 03, 2011	MIDDLE TENNESSEE	W 59-7	7	6	42	6	6	0	0	1	0	0	0	0
Totals			37	25	162	22	16	6	3	6	2	0	1	0
25 of 37 (67.6%)														

### Opponents Inside North Texas Red-Zone

Date	Opponent	Score	Times In RZ	Times Scored	Total Pts	Rush TDs	Pass TDs	FGs Made	Failed to score inside RZ					
									FGA	Down	Int	Fumb	Half	Game
Sep 01, 2011	at FIU	L 16-41	6	6	34	4	4	0	2	0	0	0	0	0
Sep 10, 2011	HOU	L 23-48	6	4	20	2	1	1	2	0	1	1	0	0
Sep 17, 2011	at Alabama	L 0-41	5	3	13	1	1	0	2	2	0	0	0	0
Sep 24, 2011	INDIANA	W 24-21	0	0	0	0	0	0	0	0	0	0	0	0
Oct 1, 2011	at Tulsa	L 24-41	2	2	14	2	1	1	0	0	0	0	0	0
Oct 08, 2011	FAU	W 31-17	3	2	10	1	0	1	1	0	0	1	0	0
Oct 15, 2011	at Louisiana	L 10-30	2	2	10	1	0	1	1	0	0	0	0	0
Oct 22, 2011	ULM	W 38-21	3	2	14	2	2	0	0	1	0	0	0	0
Oct 29, 2011	at Arkansas State	L 14-37	6	5	34	5	2	3	0	0	0	1	0	0
Nov 12, 2011	at TROY	W 38-33	3	3	20	3	1	2	0	0	0	0	0	0
Nov 19, 2011	WKU	L 21-31	2	2	14	2	1	1	0	0	0	0	0	0
Dec 03, 2011	MIDDLE TENNESSEE	W 59-7	2	1	7	1	0	1	0	0	0	0	1	0
Totals			40	32	190	24	13	11	8	3	1	3	1	0
32 of 40 (80.0%)														

# NORTH TEXAS FOOTBALL

## SUPERLATIVES

### NORTH TEXAS INDIVIDUAL GAME HIGHS

Rushes	40	Dunbar, Lance at Tulsa (Oct 1, 2011)
	40	Dunbar, Lance vs Middle Tennessee (Dec 03, 2011)
Yards Rushing	313	Dunbar, Lance vs Middle Tennessee (Dec 03, 2011)
TD Rushes	4	Dunbar, Lance vs Middle Tennessee (Dec 03, 2011)
Long Rush	60	Dunbar, Lance vs ULM (Oct 22, 2011)
Pass attempts	39	Thompson, Derek vs ULM (Oct 22, 2011)
Pass completions	31	Thompson, Derek at TROY (Nov 12, 2011)
Yards Passing	332	Thompson, Derek vs ULM (Oct 22, 2011)
TD Passes	3	Thompson, Derek vs Indiana (Sep 24, 2011)
	3	Thompson, Derek vs ULM (Oct 22, 2011)
Long Pass	83	Thompson, Derek vs Indiana (Sep 24, 2011)
Receptions	9	Delgado, Ivan at TROY (Nov 12, 2011)
Yards Receiving	152	Dunbar, Lance vs Indiana (Sep 24, 2011)
TD Receptions	2	Bynes, Chris vs ULM (Oct 22, 2011)
Long Reception	83	Dunbar, Lance vs Indiana (Sep 24, 2011)
Field Goals	1	Olen, Zach vs HOU (Sep 10, 2011)
	1	Olen, Zach vs Indiana (Sep 24, 2011)
	1	Olen, Zach at Tulsa (Oct 1, 2011)
	1	Olen, Zach vs FAU (Oct 08, 2011)
	1	Olen, Zach at Louisiana (Oct 15, 2011)
	1	Olen, Zach vs ULM (Oct 22, 2011)
	1	Olen, Zach at TROY (Nov 12, 2011)
	1	Olen, Zach vs Middle Tennessee (Dec 03, 2011)
Long Field Goal	52	Olen, Zach at Tulsa (Oct 1, 2011)
	52	Olen, Zach vs FAU (Oct 08, 2011)
Punts	10	Atterberry, W. at Alabama (Sep 17, 2011)
Punting Avg	52.5	Atterberry, W. vs HOU (Sep 10, 2011)
Long Punt	70	Atterberry, W. vs WKU (Nov 19, 2011)
Long Punt Return	13	Ford, Steven vs Middle Tennessee (Dec 03, 2011)
Long Kickoff Return	73	Chancellor, B. vs HOU (Sep 10, 2011)
Tackles	16	Downing, Ryan at Arkansas State (Oct 29, 2011)
Sacks	2.0	McCoy, Brandon at Alabama (Sep 17, 2011)
	2.0	Akpunku, B. vs Indiana (Sep 24, 2011)
Tackles For Loss	3.0	Akpunku, B. vs Indiana (Sep 24, 2011)
Interceptions	1	Orr, Zachary vs HOU (Sep 10, 2011)
	1	Hill, Royce vs Indiana (Sep 24, 2011)
	1	Downing, Ryan at Tulsa (Oct 1, 2011)
	1	Hill, Royce vs FAU (Oct 08, 2011)
	1	Graham, Brad vs FAU (Oct 08, 2011)
	1	Ford, Steven vs FAU (Oct 08, 2011)
	1	Graham, Brad vs ULM (Oct 22, 2011)
	1	Abbe, Richard at Arkansas State (Oct 29, 2011)
	1	Ford, Steven at TROY (Nov 12, 2011)

### NORTH TEXAS TEAM GAME HIGHS

Rushes	69	vs Middle Tennessee (Dec 03, 2011)
Yards Rushing	464	vs Middle Tennessee (Dec 03, 2011)
Yards Per Rush	6.7	vs Middle Tennessee (Dec 03, 2011)
TD Rushes	7	vs Middle Tennessee (Dec 03, 2011)
Pass attempts	39	vs ULM (Oct 22, 2011)
Pass completions	31	at TROY (Nov 12, 2011)
Yards Passing	332	vs ULM (Oct 22, 2011)
Yards Per Pass	10.1	vs Indiana (Sep 24, 2011)
TD Passes	3	vs Indiana (Sep 24, 2011)
	3	vs ULM (Oct 22, 2011)
Total Plays	82	at Tulsa (Oct 1, 2011)
Total Offense	503	at TROY (Nov 12, 2011)
Yards Per Play	6.8	at TROY (Nov 12, 2011)
Points	59	vs Middle Tennessee (Dec 03, 2011)
Sacks By	5	vs FAU (Oct 08, 2011)
First Downs	23	at TROY (Nov 12, 2011)
Penalties	9	at Tulsa (Oct 1, 2011)
Penalty Yards	75	at Tulsa (Oct 1, 2011)
Turnovers	3	vs HOU (Sep 10, 2011)
	3	vs Indiana (Sep 24, 2011)
Interceptions By	3	vs FAU (Oct 08, 2011)

### OPPONENT INDIVIDUAL GAME HIGHS

Rushes	37	Rainey, Bobby, vs WKU (Nov 19, 2011)
Yards Rushing	214	Rainey, Bobby, vs WKU (Nov 19, 2011)
TD Rushes	3	T. Richardson, at Alabama (Sep 17, 2011)
Long Rush	71	T. Richardson, at Alabama (Sep 17, 2011)
Pass attempts	42	Aplin, Ryan, at Arkansas State (Oct 29, 2011)
Pass completions	28	Aplin, Ryan, at Arkansas State (Oct 29, 2011)
Yards Passing	458	KEENUM, Case, vs HOU (Sep 10, 2011)
TD Passes	5	KEENUM, Case, vs HOU (Sep 10, 2011)
Long Pass	67	Kiel, Dusty, vs Indiana (Sep 24, 2011)
Receptions	9	Doyle, Jack, vs WKU (Nov 19, 2011)
Yards Receiving	187	EDWARDS, P., vs HOU (Sep 10, 2011)
TD Receptions	2	JOHNSON, Justin, vs HOU (Sep 10, 2011)
	2	Green, Ladarius, at Louisiana (Oct 15, 2011)
	2	Eric Thomas, at TROY (Nov 12, 2011)
Long Reception	67	Hughes, Kofi, vs Indiana (Sep 24, 2011)
Field Goals	2	Griffin, Jack, at FIU (Sep 01, 2011)
	2	HOGAN, Matt, vs HOU (Sep 10, 2011)
	2	Jeremy Shelley, at Alabama (Sep 17, 2011)
Long Field Goal	48	Zalud, Bobby, at Arkansas State (Oct 29, 2011)
Punts	7	Pines, Adam, vs Indiana (Sep 24, 2011)
	7	Munoz, Aaron, vs ULM (Oct 22, 2011)
Punting Avg	60.5	LEONE, Richie, vs HOU (Sep 10, 2011)
Long Punt	63	LEONE, Richie, vs HOU (Sep 10, 2011)
	63	Groody, Mickey, vs ULM (Oct 08, 2011)
Long Punt Return	28	Marquise Maze, at Alabama (Sep 17, 2011)
Long Kickoff Return	100	Ambrose, Luther, vs ULM (Oct 22, 2011)
Tackles	13	Edwards, Jason, vs ULM (Oct 22, 2011)
Sacks	2.0	Hickman, Greg, at FIU (Sep 01, 2011)
	2.0	Smith, Bernard, at Louisiana (Oct 15, 2011)
Tackles For Loss	3.0	Courtney Upshaw, at Alabama (Sep 17, 2011)
	3.0	Johnson, R., vs FAU (Oct 08, 2011)
	3.0	Smith, Bernard, at Louisiana (Oct 15, 2011)
Interceptions	1	HAYDEN, D.J., vs HOU (Sep 10, 2011)
	1	Murphy, Mark, vs Indiana (Sep 24, 2011)
	1	MCCOIL, D., at Tulsa (Oct 1, 2011)
	1	DOBBINS, D., at Tulsa (Oct 1, 2011)
	1	Kelley, Lance, at Louisiana (Oct 15, 2011)
	1	McCray, Kelcie, at Arkansas State (Oct 29, 2011)
	1	J. Anderson, at TROY (Nov 12, 2011)
	1	Young, Kiante, vs WKU (Nov 19, 2011)
	1	Peterson, K., vs WKU (Nov 19, 2011)

### OPPONENT TEAM GAME HIGHS

Rushes	49	vs WKU (Nov 19, 2011)
Yards Rushing	347	at Alabama (Sep 17, 2011)
Yards Per Rush	10.5	at Alabama (Sep 17, 2011)
TD Rushes	5	at Alabama (Sep 17, 2011)
Pass attempts	59	vs HOU (Sep 10, 2011)
Pass completions	39	vs HOU (Sep 10, 2011)
Yards Passing	563	vs HOU (Sep 10, 2011)
Yards Per Pass	11.4	at Louisiana (Oct 15, 2011)
TD Passes	5	vs HOU (Sep 10, 2011)
Total Plays	90	vs HOU (Sep 10, 2011)
Total Offense	690	vs HOU (Sep 10, 2011)
Yards Per Play	9.5	at Alabama (Sep 17, 2011)
Points	48	vs HOU (Sep 10, 2011)
Sacks By	4	at Arkansas State (Oct 29, 2011)
First Downs	32	vs HOU (Sep 10, 2011)
Penalties	10	vs WKU (Nov 19, 2011)
Penalty Yards	95	vs WKU (Nov 19, 2011)
Turnovers	4	vs FAU (Oct 08, 2011)
Interceptions By	2	at Tulsa (Oct 1, 2011)
	2	vs WKU (Nov 19, 2011)