

2011 WKU FOOTBALL

The Chase is On

Gameday Information

Series Information

First Meeting

Broadcast Information

TV: ESPN3

Clay Matvick, play-by-play
Brian Griese, analysis
Allison Williams, sideline

Radio: Big Red Radio Network
(103.7 WPTQ-FM in Bowling Green)

Randy Lee, play-by-play
Leo Peckenpaugh, analysis
Scott Thompson, sideline

Internet: ESPN3

live audio on wkusports.com



Hilltoppers

Record: 5-4
5-1 Sun Belt

Rankings:
Not Ranked

Last Game:
W, 10-9
vs. FIU

Game 10

WKU
at
#1 LSU

Nov. 12, 2011 • 6 p.m. (CST)
Tiger Stadium
(92,400)
Baton Rouge, La.

ESPNU



Tigers

Record: 9-0
6-0 SEC West

Rankings:
#1 AP
#1 USA Today

Last Game:
W, 9-6 (OT)
at #2 Alabama

2011 Schedule / Notes

	Kentucky Sept. 1 • 8:15 p.m. L.P. Field Nashville, Tenn.	UK now leads series 3-0 ... Second game of four-year series (2012 in Lexington, 2013 in Nashville) ... Home game for WKU.
	Navy Sept. 10 • 6 p.m. Houchens-Smith Stadium Bowling Green, Ky.	Navy now leads series 2-0 ... Midshipmen won 38-22 in Annapolis in 2009 ... First-ever visit by Navy to Bowling Green.
	Indiana State Sept. 17 • 6 p.m. Houchens-Smith Stadium Bowling Green	WKU now leads series 14-6-1 ... Teams were both part of Gateway Conference from 2001-06.
	Arkansas State Oct. 1 • 3 p.m. Houchens-Smith Stadium Bowling Green	ASU now lead series 3-2-1 ... Last three games decided by combined nine points.
	at Middle Tennessee Oct. 6 • 6:30 p.m. Floyd Stadium Murfreesboro, Tenn.	MTSU leads series 33-29-1 ... WKU has won two of last three in Murfreesboro ... WKU won 20-17 in 2007 at Floyd Stadium.
	at Florida Atlantic Oct. 15 • 3 p.m. FAU Stadium Boca Raton, Fla.	FAU now leads series 3-1... WKU wins first-ever game played at FAU Stadium ... First WKU shutout since 2007.
	Louisiana-Lafayette Oct. 22 • 3 p.m. Houchens-Smith Stadium Bowling Green, Ky.	Ragin' Cajuns now lead all-time series 3-2 ... 2011 Homecoming game ... WKU snapped 18-game home losing streak with 2011 win.
	at Louisiana-Monroe Oct. 29 • 2:30 p.m. Malone Stadium Monroe, La.	WKU now leads series 4-3 ... In three SBC matchups, total margin has been 11 points.
	Florida International Nov. 5 • 3 p.m. Houchens-Smith Stadium Bowling Green, Ky.	FIU leads series 4-3 ... Panthers had won four straight before this year ... WKU now leads series 2-1 in Bowling Green.
	at LSU Nov. 12 • 6 p.m. Tiger Stadium Baton Rouge, La.	First Meeting ... Seventh straight season WKU has visited a team from the SEC ... First time WKU has ever faced the #1 ranked FBS team.
	at North Texas Nov. 19 • 6 p.m. Mean Green Stadium Denton, Texas	UNT leads series 4-0 ... Teams have combined for an average of 75 points per game in first four meetings.
	Troy Nov. 26 • TBA Houchens-Smith Stadium Bowling Green, Ky.	Troy leads series 8-0-1 ... Trojans lead 4-0 in Bowling Green ... Second straight year teams will meet in the season finale.



Official Apparel
Provider of
WKU Athletics

The Game

Riding its longest winning streak since 2004, the Hilltoppers face their toughest test to date as a member of the Football Bowl Subdivision as they visit top-ranked LSU Saturday in Baton Rouge. Both WKU and LSU are coming off dramatic, last-second wins as a 34-yard Casey Tinius field goal as time expired gave the Hilltoppers a 10-9 victory over Florida International. Drew Alleman connected on three field goals — including a 25-yarder in overtime — as the Tigers picked up a 9-6 overtime win at #2 Alabama. The WKU-LSU matchup this week is just one of two games on Saturday's slate involving two teams with current winning streaks of five games or more. Stanford (17 straight wins) hosts Oregon (8 consecutive wins) in a battle of top-ten teams.

The Coaches

WKU — Willie Taggart (WKU, 1998), Second Season as Head Coach at WKU and Overall

Record at WKU — 7-14 / **Career Record** — Same / **Record vs. LSU** — 0-0

LSU — Les Miles (Michigan, 1976), Seventh Season at LSU and 11th Overall

Record at LSU — 71-17 / **Career Record** — 99-38 / **Record vs. WKU** — 0-0

The Leaders

Rushing —

WKU: Bobby Rainey - 261-1169 / 9 TD

LSU: Spencer Ware - 128-512 / 6 TD

Passing —

WKU: Kawaun Jakes - 112-205-11-1370 / 7 TD

LSU: Jarrett Lee - 89-155-1-1250 / 13 TD

Receiving —

WKU: Jack Doyle - 32-380

LSU: Rueben Randle - 33-638 / 7 TD

Scoring —

WKU: Bobby Rainey - 12 TD / 72 pts.

LSU: Drew Alleman - 10 FG-38 PAT / 68 pts.

Tackles —

WKU: Andrew Jackson - 90 TT / 13.5 TFL

LSU: Brandon Taylor - 48 TT / 2.5 TFL / 2 INT

2011 WKU Schedule

S1	(1) Kentucky	L, 3-14
S10	Navy	L, 14-40
S17	Indiana State	L, 16-44
O1	Arkansas State*	L, 22-26
O6	at Middle Tennessee*	W, 36-33 (2 OT)
O15	at Florida Atlantic*	W, 20-0
O22	Louisiana-Lafayette* (Hc)	W, 42-23
O29	at Louisiana-Monroe*	W, 31-28 (OT)
N5	Florida International*	W, 10-9
N12	at LSU	6 p.m.
N19	at North Texas*	6 p.m.
N26	Troy*	TBA

(1) WKU home game at L.P. Field, Nashville, Tenn.

(Hc) Homecoming

* Sun Belt Conference Game

Home games bold face / All Times Central

2011 LSU Schedule

S3	(1) vs. #3 Oregon	W, 40-27
S10	Northwestern State	W, 49-3
S15	at #25 Mississippi State*	W, 19-6
S24	at #16 West Virginia	W, 47-21
O1	Kentucky*	W, 35-7
O8	#17 Florida*	W, 41-11
O15	at Tennessee*	W, 38-7
O22	#19 Auburn*	W, 45-10
N5	at #2 Alabama*	W, 9-6 (OT)
N12	WKU	6 p.m.
N19	at Mississippi*	6 p.m.
N25	Arkansas*	1:30 p.m.

(1) Cowboy Classic, Arlington, Texas

Home games bold face / All Times Central

* Southeastern Conference Game

WKU Athletic Communications / Media Relations

E.A. Diddle Arena
Room 1454
Bowling Green, Ky. 42101
Phone: 270-745-5388 • FAX: 270-745-3444

Todd Stewart..... Senior Associate AD
270-745-3161..... todd.stewart@wku.edu
Chris Glowacki..... Director / FB
270-745-5388..... chris.glowacki@wku.edu
Michael Schroeder..... Assistant Director
270-745-5045... michael.schroeder@wku.edu
Melissa Anderson..... Assistant Director
270-745-3756.... melissa.anderson@wku.edu
Mike Haase..... Media Relations Assistant
270-745-2599..... michael.haase@wku.edu
Kyle Allen..... Media Relations Assistant
270-745-4298..... kyle.allen133@wku.edu
Paul Just..... SID (retired)
270-745-5379..... paul.just@wku.edu

Sun Belt Coaches Teleconference Call

The Sun Belt Conference will hold a weekly media teleconference featuring each of the league's head coaches.

*Mondays, Aug. 29 - Nov. 28, 2010
212-812-4494*

Contact League office for passcode information

Schedule of Events (All times Central):

- 10:30 a.m. -- Announcements
- 10:32 a.m. -- Howard Schnellenberger, FAU
- 10:38 a.m. -- Larry Blakeney, Troy
- 10:44 a.m. -- Hugh Freeze, ASU
- 10:50 a.m. -- Mark Hudspeth, ULL
- 10:56 a.m. -- Todd Berry, ULM
- 11:02 a.m. -- Rick Stockstill, MT
- 11:08 a.m. -- Dan McCarney, NT
- 11:14 a.m. -- Mario Cristobal, FIU
- 11:20 a.m. -- Willie Taggart, WKU**
- 11:26 a.m. -- Commissioner Wright Waters

Sun Belt Weekly Highlights & Interviews

The Sun Belt Conference will provide highlights and interviews from each school each week online via the league's file sharing program. Instructions are as follows:

- Go to <https://sunbeltsports.egnyte.com>
- Login as
username: sbcmedia
password: sbcmedia
- Once in the program, click "videos", then "Satellite Feed"
- Select that week's folder, the school, and begin the download
- For questions, contact Travis Llewellyn — (504) 299-9066, ext. 216 or llewellyn@sunbeltsports.org.

WKU Fact Sheet

Location..... Bowling Green, Ky.
Founded..... 1906
Enrollment..... 21,048
Nickname..... Hilltoppers
Colors..... Red and White
Stadium..... Houchens Industries-L.T. Smith Stadium
Capacity..... 22,113
Surface..... Jimmy Feix Field (FieldTurf)
Conference..... Sun Belt Conference
President..... Dr. Gary Ransdell
Athletics Director..... Ross Bjork

Head Coach..... Willie Taggart
Alma Mater..... WKU, 1998
Assistant Coaches
Zach Azzanni, Offensive Coordinator/WRS
Lance Guidry, Defensive Coordinator
Alonzo Hampton, Defensive Backs
Stu Holt, Tackles/Tight Ends
Karl Maslowski, Linebackers/Special Teams
Eric Mathies, Defensive Tackles
Terry Obee, Running Backs
Walt Wells, Centers/Guards/Running Game
Raymond Woodie, Defensive Ends

Basic Offense..... West Coast
Basic Defense..... 4-3

First Season of Football..... 1913
All-Time Record (Entering 2011) .. 513-359-31

Returning Letterwinners..... 44
(Offense 19, Defense 23, Special Teams 2)
Returning Starters..... 20
(Offense 9, Defense 9, Special Teams 2)

Big Red Radio Network

The Hilltoppers can be heard on the radio on 15 different stations throughout the Commonwealth of Kentucky. WKU owns the second-largest collegiate radio network in the state.

- WPTQ-FM (103.7), Bowling Green*
- WWKU-AM (1450), Bowling Green
- WTCO-AM (1450), Campbellsville
- WTHX-FM (101.5), Elizabethtown
- WFKN-AM (1220), Franklin
- WCDS-AM (1230), Glasgow
- WSON-AM (860), Henderson
- WXAM-AM (1430), Hodgenville
- WJKY-AM (1060), Jamestown
- WKJK-AM (1080), Louisville
- WHAS-AM (840), Louisville
- WTTL-AM (1310), Madisonville
- WLME-FM (102.9), Owensboro
- WPKY-AM (1580), Princeton
- WTLO-AM (1480), Somerset
- * denotes originating station

We Are WKU

In all references, please refer to us as either Western Kentucky University or WKU. Please do not use Western, Western Ky., W. Kentucky or any other variation.

On The Internet

WWW.WKUSPORTS.COM

The official Web site of WKU athletics and all 19 sports on the Hill.

All updated information can be found here — Schedules, results, rosters, bios, stats, general releases, game notes and media guides.

WKUSports.com also provides live stats, and live gameday audio and video for all home games and certain road contests.

WWW.WKUCHAMPIONSHIPEFFORT.COM

The newest addition to the WKU online family, launched in early August.

Designed by HitCents, a Bowling Green based web development company, this site will allow fans and prospective student-athletes an in-depth look at WKU Athletics. It also takes the place of the traditional printed media guides.

WWW.SUNBELTSPORTS.ORG

Updated league stats, results, schedules, stats, notes and news from throughout the league can be found on the official site of the Sun Belt Conference throughout the season.

WWW.TWITTER.COM/WKUSPORTS

The official twitter page for WKU athletics.

WWW.COLLEGEPRESSBOX.COM

Collegepressbox.com is the official media Web site for Sun Belt football. Access and download weekly game notes, quotes, stats, media guides and more from the conference and each of its nine member schools. Login information will be distributed to accredited media or you can apply for a password by sending an e-mail to password@collegepressbox.com.

Week 11 at LSU

Monday 7	Tuesday 8	Wednesday 9	Thursday 10	Friday 11	Saturday 12
<p>SBC Teleconference 11:20 a.m. / Coach Taggart</p> <p>Media Luncheon/Interviews 11:30 a.m. / Diddle Arena</p>	<p>4 p.m. Practice Interviews at 3:30 p.m. with Coaches and Players</p>	<p>4 p.m. Practice Interviews at 3:30 p.m. with Coaches and Players</p>	<p>In office interviews Coach Taggart 1 p.m.</p>	<p>Travel Day</p> <p>No media interviews</p>	<p>Game 10 6 p.m. (CT) Kickoff WKU at LSU Tiger Stadium</p> <p>Postgame Coach Taggart and selected players available following radio interviews.</p>

Opening Kickoff ...

Topper Tidbits

- ▶ While it has played a number of top 25 teams in recent years, Saturday's game marks the first time WKU has ever faced a #1-ranked FBS team. The last Sun Belt team to play a top-ranked opponent was on Sept. 12, 2009 when Troy visited #1 Florida.
- ▶ The Hilltoppers' five-game winning streak is the longest since 2004 when it closed out the regular season with five consecutive victories and qualified for the I-AA playoffs. With a 5-4 record, this is also the first time the Hilltoppers have been over the .500 mark since becoming a bowl-eligible team in 2009.
- ▶ Saturday's game marks the first-ever meeting between WKU and LSU, but it is not the first time a Hilltopper team has played in Tiger Stadium. WKU defeated New Hampshire 14-3 in that stadium to win the 1975 Grantland Rice Bowl and advance to the Division II National Championship Game.

WKU-LSU Stats Comparison

WKU Offense	LSU Defense	LSU Offense	WKU Defense
21.6	11.5.....	Scoring 39.2	24.1
17.6	12.9.....	First Downs 18.4	18.6
162.2	76.6.....	Rushing Yards 189.0	136.9
3.8	2.5.....	Yards per Rush 4.3	4.2
169.3	174.8.....	Passing Yards 183.1	236.3
6.6	5.4.....	Yards per Pass Attempt 8.3	7.0
331.6	251.4.....	Total Offense 372.1	373.2
4.8	4.0.....	Yards per Play 5.6	5.6
2.3	2.0.....	Turnovers..... 0.3	1.6

Weights & Measures

Here's a look at how the "Probable Starting Lineups" for this week's game compare — by average height and weight ...

WKU	vs.	LSU	Advantage (Ht.: Wt.)
Off. Line (6-4, 302)		Def. Line (6-5, 273)	LSU — 1"; WKU — 29 lbs.
Receivers/TEs (6-3, 201)		Def. Backs (6-0, 191)	WKU — 3"; WKU — 10 lbs.
Off. Backs (5-11, 221)		Linebackers (6-1, 234)	LSU — 2"; LSU — 13 lbs.
Def. Line (6-2, 278)		Off. Line (6-5, 315)	LSU — 3"; LSU — 37 lbs.
Def. Backs (5-11, 190)		Receivers/TEs (6-2, 203)	LSU — 3"; LSU — 23 lbs.
Linebackers (6-2, 233)		Off. Backs (6-0, 223)	WKU — 2"; WKU — 10 lbs.

About LSU

LSU retained its #1 spot in the BCS standings this week following a 9-6 overtime victory against second-ranked Alabama on Saturday. Three **Drew Alleman** field goals were all that was required as the Tigers' third-ranked defense was also able to keep the Crimson Tide out of the end zone. In addition to giving up just 256 total yards per game, LSU also ranks second in the nation in rushing defense (78.8 yards per game) and scoring defense (10.9 points per game). It is also ranked ninth nationally in pass defense, giving up 177.4 yards per game through the air. Offensively, the duo of **Spencer Ware** and **Michael Ford** have carried the load on the ground, each rushing for over 500 yards on the season and six touchdowns each. **Jarrett Lee** has started all nine games at quarterback, completing over 60 percent of his passes for 1,274 yards and 13 touchdowns. **Rueben Randle** has been the main target in the passing game, hauling in 35 catches for 657 yards and seven touchdowns through nine games.

Number of the Game — 99

Average rushing yards allowed by the Hilltopper defense per game during WKU's current five-game winning streak. Conversely, WKU gave up 136.2 yards per game on the ground during its four losses to start the year.

Vote For Bobby!

Fan voting to select the finalists for the 2011 Paul Hornung Award is now open on Facebook and being powered by Texas Roadhouse and the Louisville Sports Commission. Fans can vote as often as once a day by going to www.voteipaulhornung.com

The Paul Hornung Award, presented by Texas Roadhouse, is awarded annually to the most versatile player in major college football. WKU senior running back **Bobby Rainey** has been nominated for the award each of its first two years of existence.

College football fans nationwide will have the opportunity to vote for players on the 2011 Watch List and any player that has been named to the Paul Hornung Award Weekly Honor Roll. Results of the fans' selection on Facebook will count for one vote, adding to the votes cast by the 16-member Selection Committee.

Fans will also have the chance to vote for the winner from among the finalists in a second round of voting starting December 9.

WKU News and Notes

Matchup Of Streaks — With the Hilltoppers on a five-game winning streak, and LSU having won 10 straight contests dating back to last year, Saturday's matchup in Baton Rouge is one of just two games on this week's FBS slate featuring two teams who have a current winning streak of five games or more. Stanford and its nation-leading 17 straight wins hosts Oregon, winner of its last eight contests.

Top 25 Tussle — While Saturday's game marks the first time a Hilltopper team has ever battled the #1 FBS team in the nation, it is not the first time a top-10 team has appeared on the schedule. In fact, until this week the highest ranked team WKU had ever faced came in 2007 when it opened the first year of its transition to the Football Bowl Subdivision at #3 Florida. The Toppers also opened the 2010 season at #8 Nebraska.

Cardiac Toppers — WKU has found a number of dramatic ways to win during its five-game winning streak. In fact, three of the five wins have been of the "walk-off" variety. **Bobby Rainey** caught a seven-yard pass from **Kawaun Jakes** on the second possession of the second overtime period to give the Toppers their first win of the season at Middle Tennessee. WKU picked up another overtime victory on a **Jesse Roy** 24-yard field goal at ULM, then last week got a 34-yard kick from **Casey Tinius** as time expired for a 10-9 victory over FIU.

Bowling Green Pride — In a somewhat ironic twist, grabbing another win at home might have been even more special for the three key components of WKU's game winning play last week. **Ryan Wallace** (snapper), **Ryan Beard** (holder) and **Casey Tinius** (kicker) are all Bowling Green natives, and were all high school teammates at Bowling Green High School.

Another Rainey Saturday — Thanks to his 155-yard effort against Florida International — 84 of which came in the fourth quarter — senior running back **Bobby Rainey** became just the second player in WKU history, and third in Sun Belt Conference history to eclipse 4,000 career rushing yards. Rainey moved past current head coach **Willie Taggart** for second on WKU's list, and now stands at 4,016 career yards — just 351 away from passing **Lerron Moore** to become WKU's all-time leading rusher. Rainey also joins Oregon's **LaMichael James** as the only two active players in the Football Bowl Subdivision to have currently rushed for over 4,000 career yards.

Run Stoppers — Speaking of rushing, the Hilltopper defense has done a great job of stopping it in recent weeks. In fact, after allowing just 52 rushing yards to Florida International last week, WKU has now held five opponents under 100 yards rushing this season. Four have come in Sun Belt Conference play — including a season-low 25 rushing yards allowed to both Arkansas State and Florida Atlantic. The Hilltoppers also limited Kentucky to just 93 yards on the ground in the season opener. During its five-game winning streak, WKU is allowing just 99 rushing yards per contest.

WKU Football News and Notes

Another Game In the SEC — This week's game at LSU marks the seventh straight season the Hilltoppers have visited a team from the Southeastern Conference. Those others include trips to Auburn (2003 and 2005), Georgia (2006), Florida (2007), Alabama (2008), Kentucky (2008 and 2010) and Tennessee (2009).

Pinpoint Accuracy By Brakefield — Sophomore punter **Hendrix Brakefield** has been key in the field-position game all season for WKU. Of his 32 punts on the year, 16 have landed inside the opponent's 20-yard line, and eight of those have been downed inside the 10. His 16 punts inside the 20 rank 15th-best among all FBS kickers.

Doyle Earns National Honor — Following his six-catch, 100-yard effort against Middle Tennessee, junior tight end **Jack Doyle** was named the John Mackey Tight End of the Week. Doyle was one of 30 preseason candidates for the Mackey Award, honoring the nation's top tight end. Doyle added a team-high four catches last week against Florida Atlantic, racking up 36 more receiving yards.

McNeal Cleared To Practice — With season-ending knee injuries to both quarterback **Brandon Doughty** and wide receiver **Marcus Vasquez** in recent weeks, WKU finally got some good news on the injury front during the bye week. Sophomore receiver **Willie McNeal** — a 2010 Freshman All-American — was cleared to practice just six months after suffering a knee injury of his own during spring practice. While there is no time frame on McNeal's return to game action, he would bring a boost to a young receiving corp. McNeal caught 26 passes for 360 yards and a pair of touchdowns in 2010. He also accounted for 117.3 all-purpose yards per game last season.

New-Look Toppers — On Aug. 19, WKU unveiled its new uniforms for the 2011 season to coincide with the announcement of a four-year extension to the University's contract with Russell Athletic. The new uniform set will feature nine different jersey/pant combinations. WKU is also changing to white helmets this season with the familiar red towel on each side.

Florida Influence at WKU

Number of Players from the State of Florida (Non-Florida Schools)

1. Troy.....	36
2. WKU	33
3. Wake Forest.....	30
4. Louisville.....	28
5. Purdue.....	21
Navy.....	21
Middle Tennessee.....	21
8. West Virginia.....	18
9. South Carolina.....	17
10. Georgia Tech.....	16
Colorado State.....	16
12. Syracuse.....	14
13. Illinois.....	13
14. Minnesota.....	12
15. Tennessee.....	11
16. Ohio State.....	10
Clemson.....	10

2011 Team Captains

- #5 **Jared Clendenin** — Sr., DL, Stone Mountain, Ga.
- #82 **Jack Doyle** — Jr., TE, Indianapolis, Ind.
- #99 **Hendrix Brakefield** — So., P, Nashville, Tenn.

Ten Toppers Named Midseason All-SBC — Phil Steele released his midseason all-Sun Belt Conference team last Thursday, with 10 Hilltoppers making the three squads. Running back **Bobby Rainey**, offensive lineman **Wes Jeffries**, tight end **Jack Doyle**, linebacker **Andrew Jackson** and kick returner **Antonio Andrews** earned first-team honors, while offensive lineman **Adam Smith**, defensive lineman **Jamarcus Allen**, cornerback **Derrius Brooks** and punter **Hendrix Brakefield** were second team selections. Defensive lineman **Quanterus Smith** was named to the third team. Rainey, Doyle and Jackson were also honorable mention All-America picks.

Watch Out — A pair of Hilltoppers garnered national attention over the summer, being named to various watch lists for national awards. Senior running back **Bobby Rainey** found himself listed among the nation's elite on three lists: the Maxwell Award (nation's most outstanding all-around player), the Doak Walker Award (nation's top running back), and the Paul Hornung Award (nation's most versatile player). Rainey also appeared on the inaugural Hornung Award list in 2010. Junior tight end **Jack Doyle** was also recognized as one of the best at his position as he is one of 30 preseason candidates for the John Mackey Award, given annually to the nation's top tight end. He was also one of 25 players to be named to the midseason Mackey Watch List.

Offensive Production Returns — With a number of underclassmen stepping to the forefront in 2010, the Hilltoppers return nearly all of their offensive numbers from a year ago. In fact, WKU racked up 3,818 yards of total offense a year ago, and the players that accounted for 3,813 of those yards are still on the roster this season. Breaking it down, the Toppers return 99.8 percent of their rushing from last season, 90.1 percent of their receiving yards and 100 percent of their passing yards.

Rainey Ranked Best in Sun Belt — In its 2011 Sun Belt Conference preview, *Athlon Sports* ranked the top 25 players in the league, placing WKU's **Bobby Rainey** in the number one spot. Two Toppers were among the top 25 as senior offensive lineman **Wes Jeffries** came in ranked 20th. Both Rainey and Jeffries represented the Hilltoppers on the preseason all-Sun Belt Conference team — the first two preseason all-league recipients for WKU in its three-year affiliation with the league.

Challenging Start — Opening up the 2011 season against both Kentucky and Navy put WKU in exclusive company in terms of challenging ways to start the year. The Hilltoppers join Marshall, Oregon and South Carolina as the only FBS schools to open the year against two teams that have been to bowl games each of the past five seasons.

Streak Stands at 116 — Despite the Hilltoppers' recent struggles, an impressive streak has remained intact now for nine straight seasons. WKU has not been held scoreless in a game since a 14-0 home loss to Western Illinois on Sept. 14, 2002. The streak stands at 116 games entering this week's game at LSU. That is also the longest streak without being shut out of any team in the Sun Belt Conference. Currently, only 39 teams in the football bowl subdivision have a streak of 100 games or more. The previous WKU record for consecutive games scoring was 88, set between the 1965 and 1973 seasons. After being blanked by the Leathernecks, the Hilltoppers dropped just one more game in that '02 campaign as they went on to capture the I-AA National Championship.

A Strong Tradition On And Off The Field — While this is WKU's second year as a full Football Bowl Subdivision member, the football program has 92 seasons of success. WKU's 518-363-31 all-time record equates to a .585 winning percentage, ranking 26th among all 120 Division I FBS schools and making the Hilltoppers the winningest program in the Sun Belt Conference. WKU's 948 APR in football ranks second among all other Sun Belt Conference programs.

The Hilltoppers In OT — Since the 1996 season, the Hilltoppers have played an overtime contest eight times, compiling a 8-1 mark in those games. The first two overtime games in the program's history both came against Murray State in 1996 and 1997. Each went multiple overtimes, with WKU winning 44-41 in two extra frames in '96, then following it up a year later with a 52-50 win in three OTs. The Toppers' only overtime loss was a 23-20 setback to Northern Iowa on Nov. 5, 2005. WKU has won its last three OT games — at Arkansas State in 2010, and at Middle Tennessee and ULM in 2011.

Toppers on Preseason Watch Lists

Bobby Rainey, Senior, RB
Doak Walker Award Watch List
Maxwell Award Watch List
Paul Hornung Award Watch List

Jack Doyle, Junior, TE
John Mackey Award Watch List

Hilltopper Roster Breakdown

By Class:

Seniors.....	10
Juniors.....	24
Sophomores.....	31
Redshirt Freshmen.....	8
True Freshmen.....	30

By State:

Florida.....	33
Kentucky.....	24
Georgia.....	16
Tennessee.....	9
Indiana.....	7
Alabama.....	5
Texas.....	3
Illinois.....	2
California.....	1
Delaware.....	1
North Carolina.....	1
Virginia.....	1

**WKU vs.
FBS Top 25 Team**

Sept. 2, 2006	at #15 Georgia.....L, 12-48
Sept. 1, 2007	at #3 Florida.....L, 3-49
Sept. 13, 2008	at #11 Alabama.....L, 7-41
Oct. 4, 2008	at #20 Virginia TechL, 13-27
Oct. 11, 2008	vs. #25 Ball State.....L, 7-24
Sept. 4, 2010	at #8 NebraskaL, 10-49

National Polls

ASSOCIATED PRESS POLL (Nov. 6)

Team	Record	Points	Last
1. LSU (59)	9-0	1499	1
2. Oklahoma State	9-0	1398	3
3. Stanford	9-0	1369	4
4. Alabama	8-1	1334	2
5. Boise State (1)	8-0	1288	5
6. Oregon	8-1	1184	6
7. Oklahoma	8-1	1138	7
8. Arkansas	8-1	1107	8
9. Clemson	8-1	979	11
10. Virginia Tech	8-1	885	12
11. Houston	9-0	804	14
12. Penn State	8-1	725	16
13. Michigan State	7-2	718	15
14. Georgia	7-2	657	18
15. South Carolina	7-2	654	10
16. Wisconsin	7-2	602	19
17. Kansas State	7-2	546	17
18. USC	7-2	502	21
19. Nebraska	7-2	491	9
20. Georgia Tech	7-2	340	22
21. Texas	6-2	313	NR
22. Michigan	7-2	264	13
23. Cincinnati	7-1	206	23
24. Auburn	6-3	181	25
25. Southern Miss	8-1	161	NR

Others receiving votes: TCU 56, Ohio State 50, Arizona State 15, Florida State 12, Washington 8, Iowa 4, Notre Dame 4, Baylor 3, West Virginia 1, Tulsa 1, Virginia 1.

USA TODAY COACHES POLL (Nov. 6)

Team	Record	Points	Last
1. LSU (59)	9-0	1475	1
2. Stanford	9-0	1378	3
3. Oklahoma State	9-0	1359	4
4. Alabama	8-1	1286	2
5. Boise State	8-0	1242	5
6. Oregon	8-1	1180	6
7. Oklahoma	8-1	1141	7
8. Arkansas	8-1	1075	8
9. Virginia Tech	8-1	955	11
10. Clemson	8-1	946	12
11. Houston	9-0	828	14
12. Penn State	8-1	799	15
13. Michigan State	7-2	696	16
14. Wisconsin	7-2	654	17
15. South Carolina	7-2	618	10
16. Georgia	7-2	572	20
17. Nebraska	7-2	530	9
18. Cincinnati	7-1	386	22
19. Georgia Tech	7-2	354	23
20. Texas	6-2	339	25
21. Michigan	7-2	334	13
22. Kansas State	7-2	328	19
23. Southern Miss	8-1	301	24
24. TCU	7-2	115	NR
25. Auburn	6-3	109	NR

Others receiving votes: Arizona State 49, Florida State 44, Notre Dame 22, Ohio State 22, Washington 10, Iowa 8, Texas A&M 6, West Virginia 6, Baylor 3, Rutgers 2, Virginia 1, Miami (Fla.) 1, Arkansas State 1.

WKU's 2011 Opponents



Kentucky (4-5)

Last Week: W, 30-13 vs. Mississippi
This Week: at Vanderbilt
Next Week: at #14 Georgia



Navy (3-6)

Last Week: W, 42-14 vs. Troy
This Week: at SMU
Next Week: at San Jose State



Indiana State (5-4)

Last Week: L, 16-27 vs. North Dakota St.
This Week: at Missouri State
Next Week: vs. Southern Illinois



Arkansas State (7-2)

Last Week: W, 39-21 at Florida Atlantic
This Week: vs. UL Lafayette
Next Week: at Middle Tennessee



Middle Tennessee (2-6)

Last Week: L, 0-24 at Tennessee
This Week: at ULM
Next Week: vs. Arkansas State



Florida Atlantic (0-8)

Last Week: L, 21-39 vs. Arkansas State
This Week: at FIU
Next Week: at Troy



Louisiana-Lafayette (8-2)

Last Week: W, 36-35 vs. ULM
This Week: at Arkansas State
Next Week: Open



Louisiana-Monroe (2-7)

Last Week: L, 35-36 at UL Lafayette
This Week: vs. Middle Tennessee
Next Week: vs. FIU



Florida International (5-4)

Last Week: L, 9-10 at WKU
This Week: vs. Florida Atlantic
Next Week: at ULM



#1 LSU (9-0)

Last Week: W, 9-6 (OT) at #2 Alabama
This Week: vs. WKU
Next Week: at Mississippi



North Texas (3-6)

Last Week: Open
This Week: at Troy
Next Week: vs. WKU



Troy (2-6)

Last Week: L, 14-42 at Navy
This Week: vs. North Texas
Next Week: vs. Florida Atlantic

Hilltopper All-American Bobby Rainey



**Rainey
On A
Rampage**

**Rainey's
2011 Season**

- Ranks first in the Sun Belt and fourth in the nation in rushing through 10 weeks of the 2011 season, averaging 129.9 yards per game on the ground.
- Surpassed 1,000 rushing yards for the second straight season with 104 yards on the ground at ULM. Is the first Hilltopper to have consecutive 1,000-yard seasons since current head coach Willie Taggart did so in the 1997 and 1998 seasons. Rainey and Taggart are the only two Hilltoppers in history to post back-to-back 1,000-yard seasons.
- Ran for over 100 yards in seven of the first eight games, including a 206-yard, three-touchdown performance against Louisiana-Lafayette.
- Just the second Hilltopper in history — and the third Sun Belt Conference player — to rush for 4,000 career yards.
- Has rushed for 100+ yards in 17 of the last 21 games dating back to 2010, and had a streak of eight straight 100-yard performances — tying a school record. His streak of eight straight 100-yard games was the longest in the nation when it ended.
- Has scored two touchdowns in four games this season, and a career-best three TDs against ULL.
- Through nine games has caught 30 passes for 298 yards and three touchdowns. That included catching the game-winning score in double overtime at MTSU.
- One of just seven players in the FBS to run, throw and catch a touchdown in 2011.
- Named an honorable mention midseason All American by Phil Steele. Also earned a spot on Steele's midseason all-Sun Belt Conference first team.

**Rainey's
2011 Preseason Accolades**

- 2011 Maxwell Award Watch List - given to the nation's most outstanding all-around player.
- 2011 Doak Walker Award Watch List – given to the top running back in the country.
- 2011 Paul Hornung Award Watch List – given to nation's most versatile player.
- *Athlon Sports* No. 1 rated player in Sun Belt Conference for 2011.
- 2011 Preseason all-Sun Belt Conference.

**Rainey's
2010 Season**

- *SI.com* 2010 honorable mention All-American and 2010 Sun Belt Conference Offensive Player of the Year
- Ranked third in nation in rushing yards per game (137.42) while leading the nation in rushing attempts (340) in 2010...attempts were also a WKU single-season record.

**Rainey
Off The Field**

- Will graduate in December with degree in sports management.

Community Service

- Doing an internship this semester at First Baptist Church in Bowling Green.
- Spent time recently at Plano Elementary School and participated in Fall Fest activities with the school's children.
- Spoke to children at Rivendell Behavioral Health Service, local elementary schools and the Boys and Girls Club
- Volunteered at the Parker Bennet Community Center summer program for children and Big Brother-Big Sisters

**WKU
Career Rushing Leaders**

1. Lerron Moore, 2003-06 4,396
2. **Bobby Rainey, 2008-present..... 4,016**
2. Willie Taggart, 1995-98 3,997
4. Antwan Floyd, 1993-96..... 3,775
5. Joe Arnold, 1985-88..... 3,570

**Active FBS Career
100-Yard Rushing Games**

1. Montel Harris, Sr., Boston College..... 22
- LaMichael James, Jr., Oregon 22
3. **Bobby Rainey, Sr., WKU..... 20**
- Lance Dunbar, Sr., North Texas..... 20
5. Chris Polk, Jr., Washington..... 18

**2011
FBS Rushing Leaders**

1. LaMichael James, Oregon..... 151.57
2. Ronnie Hillman, San Diego St. 149.75
3. David Wilson, Virginia Tech 131.67
4. **Bobby Rainey, WKU 129.89**
5. Henry Josey, Missouri..... 127.67

**Sun Belt Conference
Career Rushing Leaders**

1. Tyrell Fenroy, ULL (2005-08) 4,646
2. Patrick Cobbs, UNT (2001-05) 4,050
3. **Bobby Rainey, WKU (2008-present).. 4,016**
4. Reggie Arnold, ASU (2006-09) 3,937
5. Lance Dunbar, UNT (2008-present) 3,871

Rainey's Career Stats

Rushing							Rainey's All-Purpose Yards						
Year	GP	Att-Yds	Avg	TD	Lg	YPG	Year	GP	Rush	Rec	P/KRet	Total	YPG
2008	8	42-259	6.2	1	40	32.4	2008	8	259	8	22/581	870	108.8
2009	12	144-939	6.5	6	49	78.2	2009	12	939	83	29/1050	2101	175.1
2010	12	340-1649	4.8	15	59	137.4	2010	12	1649	230	0/0	1879	156.6
2011	9	261-1169	4.5	9	56	129.9	2011	9	1169	298	0/0	1467	163.0
Totals	41	787-4016	5.1	31	59	98.0	Totals	41	4016	619	51/1631	6317	154.1

Hilltopper All-America Candidate Andrew Jackson

WKU's Hard-Hitting Linebacker Andrew Jackson

2011 Season Highlights

- Leads Sun Belt Conference and ranks tied for 20th nationally in total tackles.
- Leads Sun Belt Conference and ranks tied for 10th nationally in tackles for loss.
- First Hilltopper since 1984 to open a season with double-digit tackles in the first four games.
- Season-high 13 tackles in consecutive games against Indiana State and Arkansas State.
- Recorded first career interception in WKU's win at Middle Tennessee.
- Has been WKU's leading tackler in seven of nine games this season.
- Named midseason honorable mention All-America and midseason first-team all-Sun Belt by Phil Steele.



Jackson Game-By-Game in 2011

Opp.	solo	asst.	total	TFL-Yds	Sacks-Yds	INT-Yds.
Kentucky.....	4	8	12	2.0-8	1.0-5	0-0
Navy	4	6	10	1.0-2	0.0-0	0-0
Indiana State	5	8	13	3.0-10	0.0-0	0-0
Arkansas State.....	4	9	13	1.0-1	0.0-0	0-0
Middle Tenn.	5	2	7	1.0-2	0.0-0	1-18
Florida Atlantic.....	2	6	8	3.0-11	1.0-6	0-0
UL Lafayette.....	3	8	11	0.0-0	0.0-0	0-0
UL Monroe.....	5	2	7	1.5-3	0.5-1	0-0
FIU.....	3	6	9	1.0-2	0.0-0	0-0
LSU						
North Texas						
Troy						

Jackson's Career Statistics

Year	GP	Tackles			TFL-Yds	Sacks	Pass Defense			Fumbles		Blkd Kick	Saf.
		UA	A	Tot.			No-Yds.	INT-Yds.	BRUP	QBH	RCV-Yds.		
2010	1	0	0	0	0.0-0	0.0-0	0-0	0	0	0-0	0	0	0
2011	9	35	55	90	13.5-39	2.5-12	1-18	1	2	1-0	1	0	0
Total	10	35	55	90	13.5-39	2.5-12	1-18	1	2	1-0	1	0	0

2011 WKU Football Roster

No.	Name	Ht.	Wt.	Cl.-Exp.	Pos.	Hometown (Previous School)
2	Derrius Brooks	5-10	191	Sr.-3L	DB	Fortson, Ga. (Harris County HS)
3	Bobby Rainey	5-8	205	Sr.-3L	RB	Griffin, Ga. (Griffin HS)
4*	Rico Brown	5-11	186	Fr.-RS	WR	Berea, Ky. (Madison Southern HS)
4*	Andrew Jackson	6-1	255	So.-SQ	LB	Lakeland, Fla. (Kathleen HS)
5*	Jared Clendenin	6-3	272	Sr.-3L	DL	Stone Mountain, Ga. (Stephenson HS)
5*	Antonio Andrews	6-0	201	So.-1L	WR	Fort Campbell, Ky. (Fort Campbell HS)
6	Kawaun Jakes	6-3	189	Jr.-2L	QB	St. Augustine, Fla. (St. Augustine HS)
7	Daerius Washington	6-0	194	Fr.-HS	LB	Fort Lauderdale, Fla. (Dillard HS)
8*	Jamal Forrest	5-9	161	Jr.-2L	DB	Miami, Fla. (Booker T. Washington HS)
8*	Dyron Speight	6-0	180	Fr.-HS	QB	Bradenton, Fla. (Southeast HS)
9	Marcus Vasquez	6-1	193	Jr.-2L	WR	Chula Vista, Calif. (Otay Ranch HS)
10*	Willie McNeal	5-10	154	So.-1L	WR	Bradenton, Fla. (Braden River HS)
10*	Jonathan Dowling	6-3	194	So.-TR	DB	Bradenton, Fla. (Florida)
11*	Devin Scott	6-4	250	Fr.-HS	TE	Indianapolis, Ind. (Warren Central HS)
11*	Monte Merrick	6-1	172	So.-SQ	PK	Pineville, Ky. (Bell County HS)
12*	Brandon Doughty	6-3	203	Fr.-RS	QB	Davie, Fla. (North Broward Prep)
12*	Tye Golden	6-2	232	Jr.-2L	LB	Lithonia, Ga. (Martin Luther King HS)
13*	Xavius Boyd	6-2	215	So.-1L	LB	St. Petersburg, Fla. (Lakewood HS)
13*	James Mauro	6-7	198	Fr.-HS	QB	Hurst, Texas (L.D. Bell HS)
14	Kareem Peterson	5-11	184	Jr.-2L	DB	Lewisburg, Tenn. (Marshall County HS)
15*	Ryan Beard	6-0	189	Sr.-2L	DB	Bowling Green, Ky. (Bowling Green HS)
15*	Courtney Dalcourt	5-11	222	So.-SQ	WR	Franklin, Ky. (Franklin-Simpson HS)
16*	T.J. Smith	6-2	219	Fr.-HS	LB	Hazel Green, Ala. (Hazel Green HS)
16*	Alex Mallory	6-4	210	Fr.-HS	QB	LaCenter, Ky. (Ballard Memorial HS)
17*	C.J. Odom	6-0	231	Jr.-TR	LB	Fort Myers, Fla. (Miami)
17*	Dexter Haynes	6-4	189	Jr.-1L	WR	Folkson, Ga. (Charlton County HS)
18	Boe Brand	6-0	153	Fr.-HS	WR	Bradenton, Fla. (Southeast HS)
19*	Cam Thomas	6-1	185	Fr.-RS	DB	Middletown, Del. (Milford Academy)
19*	Tyler Higbee	6-5	215	Fr.-HS	WR	Clearwater, Fla. (East Lake HS)
20	Ty Scott	6-2	196	So.-1L	DB	Palmetto, Fla. (Palmetto HS)
21	Arius Wright	5-10	188	So.-1L	DB	Duluth, Ga. (Norcross HS)
22	Tyree Robinson	5-10	196	So.-1L	DB	Dundee, Fla. (Haines City HS)
23	Marquis Sumler	5-9	172	Fr.-HS	RB	Pensacola, Fla. (Catholic HS)
24*	William Simmons	5-8	184	Jr.-SQ	DB	Louisville, Ky. (St. Xavier HS)
24*	Cameron Brown	6-2	205	Fr.-HS	WR	Frisco, Texas (Liberty HS)
25	Chuck Franks	6-2	243	So.-1L	LB	Fayette, Ala. (Fayette County HS)
26*	Champ Lewis	6-2	175	Fr.-HS	DB	Fort Myers, Fla. (Dunbar HS)
26*	John Evans	5-11	159	Fr.-HS	RB	Sarasota, Fla. (Riverview HS)
27	Quartterrio Morgan	5-10	181	Fr.-HS	RB	Jonesboro, Ga. (Mt. Zion HS)
28	Braxton Miller	5-11	205	Sr.-2L	RB	Stanford, Ky. (Lincoln County HS)
29	Kiante Young	5-11	220	So.-1L	DB	Gainesville, Ga. (East Hall HS)
30	Joel German	6-0	186	Fr.-RS	WR	Fort Myers, Fla. (Dunbar HS)
31	Terran Williams	6-2	206	Fr.-HS	LB	Bradenton, Fla. (Southeast HS)
32	Kadeem Jones	5-11	270	So.-1L	FB	Dundee, Fla. (Haines City HS)
33	Dimitri Johnson	6-3	236	Fr.-HS	LB	Dolton, Ill. (Thornridge HS)
34	Keshawn Simpson	6-0	236	So.-1L	RB	Lexington, Ky. (Madison Central HS)
35	Demetrius Coley	6-2	247	So.-1L	FB	Bay Minette, Ala. (Baldwin County HS)
36	Will Adams	5-11	177	So.-SQ	WR	Grand Prairie, Texas (South Grand Prairie HS)
37	Vince Williams	5-9	189	So.-1L	DB	Alpharetta, Ga. (Alpharetta HS)
38	Ricardo Singh	5-11	192	Fr.-RS	DB	Aubumdale, Fla. (Aubumdale HS)
39	Joey Dunphy	6-0	182	So.-1L	LS	Winchester, Tenn. (Franklin County HS)
40	Bar'ee Boyd	6-1	220	So.-1L	LB	St. Petersburg, Fla. (Lakewood HS)
41	Tevin Bryant	5-9	226	Fr.-RS	RB	Bradenton, Fla. (Braden River HS)
42	Nick Baisch	5-11	258	So.-1L	FB	Louisville, Ky. (St. Xavier HS)
43	Jamarcus Allen	5-11	282	Jr.-2L	DL	Orlando, Fla. (Boone HS)
44	Oliver Head	5-10	179	Fr.-HS	RB	Lexington, Ky. (Highlands HS)
45	Cole Tischer	6-4	248	Jr.-2L	DL	Brentwood, Tenn. (Brentwood Academy)
46	Eric Robinson-Berry	6-1	191	Fr.-HS	DB	Indianapolis, Ind. (Warren Central HS)
47	Neil Wilson	6-2	205	So.-SQ	WR	Tompkinsville, Ky. (Monroe County HS)
48	Collin Frazer	5-11	175	Fr.-HS	DB	Woodbridge, Va. (Woodbridge HS)
49	Nehemiah Mkanta	6-0	177	Fr.-HS	WR	Bowling Green, Ky. (Greenwood HS)

Alphabetical Roster

36	Will Adams	WR
90	Bo Adebayo	DL
43	Jamarcus Allen	DL
5*	Antonio Andrews	WR
42	Nick Baisch	FB
15*	Ryan Beard	DB
78	Willam Berner	OL
40	Bar'ee Boyd	LB
13*	Xavius Boyd	LB
99*	Hendrix Brakefield	P
18	Boe Brand	WR
2	Derrius Brooks	DB
24*	Cameron Brown	WR
81	Jamarielle Brown	WR
4*	Rico Brown	WR
41	Tevin Bryant	RB
68	Cliff Burns	OL
98	Ketler Calixte	DL
89	Lawrence Campbell	DL
96*	Kevin Carrillo	PK/P
59	Tavis Ciochetty	LB
52*	Cameron Clemmons	OL
5*	Jared Clendenin	DL
35	Demetrius Coley	FB
65	Sean Conway	OL
15*	Courtney Dalcourt	WR
57	Tenerio Davis	LB
12*	Brandon Doughty	QB
10*	Jonathan Dowling	DB
82	Jack Doyle	TE
39	Joey Dunphy	LS
50	Ben Duvall	LB
26*	John Evans	RB
58	Mike Federspiel	LB
8*	Jamal Forrest	DB
25	Chuck Franks	LB
48	Colin Frazer	DB
30	Joel German	WR
12*	Tye Golden	LB
86	Tim Gorski	TE
17*	Dexter Haynes	WR
60	Ed Hazelett	OL
44	Oliver Head	RB
80	Mitchell Henry	TE
92	James Hervey	DL
19*	Tyler Higbee	WR
55	Tevin Holliman	DL
4*	Andrew Jackson	LB
6	Kawaun Jakes	QB
77	Wes Jeffries	OL
33	Dimitri Johnson	LB
32	Kadeem Jones	FB
52*	Tyler Julian	LB
26*	Champ Lewis	DB
96*	Rammell Lewis	DL
16*	Alex Mallory	QB
95	Kenny Martin	DL
13*	James Mauro	QB
10*	Willie McNeal	WR
11*	Monte Merrick	PK

2011 WKU Football Roster

No.	Name	Ht.	Wt.	Cl.-Exp.	Pos.	Hometown (Previous School)
50	Ben Duvall	6-3	230	Sr.-3L	LB	Owensboro, Ky. (Apollo HS)
52*	Tyler Julian	6-0	220	Jr.-SQ	LB	Evansville, Ind. (Reitz HS)
52*	Cameron Clemmons	6-6	291	Fr.-RS	OL	Mt. Juliet, Tenn. (Wilson Central HS)
55	Tevin Holliman	6-2	261	So.-SQ	DL	Tucker, Ga. (Tucker HS)
56	Jesse Roy	6-0	175	Fr.-HS	PK	Charlotte, N.C. (Charlotte Catholic HS)
57	Tenerio Davis	6-2	224	Sr.-1L	LB	Decatur, Ga. (Dean College)
58	Mike Federspiel	6-3	231	So.-1L	LB	Lexington, Ky. (Henry Clay HS)
59	Tavis Ciochetty	5-11	235	Jr.-SQ	LB	Bowling Green, Ky. (Greenwood HS)
60	Ed Hazelett	6-8	309	So.-SQ	OL	Indianapolis, Ind. (Warren Central HS)
63	Luis Polanco	6-2	289	So.-1L	OL	Tampa, Fla. (Middleton HS)
64	Tyler Sweetland	6-3	280	Fr.-HS	OL	Largo, Fla. (St. Petersburg HS)
65	Sean Conway	6-3	301	So.-1L	OL	Nashville, Tenn. (Father Ryan HS)
67	Sam White	6-3	275	Fr.-HS	OL	Owensboro, Ky. (Owensboro HS)
68	Cliff Burns	6-8	335	Jr.-JC	OL	Kokomo, Ind. (New Mexico Military Institute)
69	Luke Stansfield	6-4	303	Jr.-SQ	OL	Franklin, Tenn. (Ravenwood HS)
75	Seth White	6-5	290	Jr.-SQ	OL	Nashville, Tenn. (Donelson Christian Academy)
76	Adam Smith	6-5	334	Jr.-2L	OL	Murfreesboro, Tenn. (Blackman HS)
77	Wes Jeffries	6-4	295	Sr.-3L	OL	Bowling Green, Ky. (Warren Central HS)
78	Willam Berner	6-3	283	Fr.-RS	OL	Miami, Fla. (Varela HS)
79	Delryn Wilson	6-3	289	Fr.-HS	OL	Tampa, Fla. (Jefferson HS)
80	Mitchell Henry	6-4	247	Fr.-HS	TE	Elizabethtown, Ky. (Elizabethtown HS)
81	Jamarielle Brown	6-1	173	So.-1L	WR	Paducah, Ky. (Lone Oak HS)
82	Jack Doyle	6-6	248	Jr.-2L	TE	Indianapolis, Ind. (Cathedral HS)
83	Casey Tinius	6-0	191	Sr.-2L	PK/P	Bowling Green, Ky. (Bowling Green HS)
84	Jim Murphree	6-5	225	So.-1L	TE	Franklin, Ky. (Franklin-Simpson HS)
86	Tim Gorski	6-7	242	Fr.-HS	TE	Chicago, Ill. (St. Rita HS)
87	Andrew Pettijohn	5-8	180	So.-SQ	WR	Newburgh, Ind. (Castle HS)
88*	Ryan Wallace	6-5	248	Jr.-TR	TE	Bowling Green, Ky. (Kentucky)
88*	Gavin Rocker	6-2	225	Fr.-HS	DL	Tyrone, Ga. (Sandy Creek HS)
89	Lawrence Campbell	6-4	210	Fr.-HS	DL	Groveland, Fla. (South Lake HS)
90	Bo Adebayo	6-4	268	Sr.-2L	DL	Lawrenceville, Ga. (Collins Hill HS)
91	Brandon Whitty	6-1	288	Jr.-SQ	DL	St. Augustine, Fla. (St. Augustine HS)
92	James Hervey	6-1	274	Jr.-2L	DL	Tyrone, Ga. (Sandy Creek HS)
93	Quanterus Smith	6-5	244	Jr.-2L	DL	Loganville, Ga. (Grayson HS)
94	Bryan Shorter	6-2	272	Fr.-HS	DL	Phenix City, Ala. (Central-Phenix HS)
95	Kenny Martin	6-0	290	Jr.-2L	DL	Orlando, Fla. (Ocoee HS)
96*	Rammell Lewis	6-2	294	Jr.-2L	DL	Grayson, Ga. (Grayson HS)
96*	Kevin Carrillo	6-0	176	So.-SQ	PK/P	Louisville, Ky. (Butler HS)
97	Jamichael Payne	6-1	350	Fr.-HS	DL	Auburn, Ala. (Auburn HS)
98	Ketler Calixte	6-3	229	Jr.-SQ	DL	Port Charlotte, Fla. (Tusculum College)
99*	Hendrix Brakefield	6-4	226	So.-1L	P	Nashville, Tenn. (Hillsboro Comprehensive HS)
99*	Dwayne Montgomery	6-5	254	Fr.-HS	DL	Fort Lauderdale, Fla. (Dillard HS)

* - duplicate numbers

Coaching staff

Head coach: Willie Taggart (WKU, 1998), Second Season

Assistant coaches:

- Zach Azzanni (Central Michigan, 1999), Offensive Coordinator/Wide Receivers, First Season
- Lance Guidry (McNeese State, 1995), Defensive Coordinator, First Season
- Alonzo Hampton (Louisiana-Monroe, 1997), Defensive Backs, First Season
- Stu Holt (North Carolina, 1995), Tackles/Tight Ends, Seven Season
- Karl Maslowski (WKU, 2003), Special Teams Coordinator/Linebackers, Second Season
- Eric Mathies (Murray State, 1998), Defensive Tackles/Recruiting Coordinator, Seventh Season
- Terry Obee (Oregon, 1990), Running Backs, Second Season
- Walt Wells (Belmont, 1993), Offensive Center/Guards, Ninth Season
- Raymond Woodie (Bethune-Cookman, 1996), Defensive Ends, Second Season

Alphabetical Roster

28	Braxston MillerRB
49	Nehemiah MkantaWR
99*	Dwayne MontgomeryDL
27	Quarterterio MorganRB
84	Jim MurphreeTE
17*	C.J. OdomLB
97	Jamichael PayneDL
14	Kareem PetersonDB
87	Andrew PettijohnWR
63	Luis PolancoOL
3	Bobby RaineyRB
22	Tyree RobinsonDB
46	Eric Robinson-BerryDB
88*	Gavin RockerDL
56	Jesse RoyPK
11*	Devin ScottTE
20	Ty ScottDB
94	Bryan ShorterDL
24*	William SimmonsDB
34	Keshawn SimpsonRB
38	Ricardo SinghDB
76	Adam SmithOL
93	Quanterus SmithDL
16*	T.J. SmithLB
8*	Dyron SpeightQB
69	Luke StansfieldOL
23	Marquis SumlerRB
64	Tyler SweetlandOL
19*	Cam ThomasDB
83	Casey TiniusPK/P
45	Cole TischerDL
9	Marcus VasquezWR
88*	Ryan WallaceTE
7	Daerius WashingtonLB
67	Sam WhiteOL
75	Seth WhiteOL
91	Brandon WhittyDL
31	Terran WilliamsLB
37	Vince WilliamsDB
79	Delryn WilsonOL
47	Neil WilsonWR
21	Arius WrightDB
29	Kiante YoungDB

* - duplicate numbers

Hilltopper Depth Chart (As of Nov. 10, 2011)

OFFENSE (West Coast)

Left Tackle

77 Wes Jeffries 6-4 295 Sr. Bowling Green, Ky.
60 Ed Hazelett 6-8 309 So. Indianapolis, Ind.

Left Guard

63 Luis Polanco 6-2 289 So. Tampa, Fla.
69 Luke Stansfield 6-4 303 Jr. Franklin, Tenn.

Center

65 Sean Conway 6-3 301 So. Nashville, Tenn.
78 William Berner 6-3 283 R-Fr. Miami, Fla.

Right Guard

76 Adam Smith 6-5 334 Jr. Murfreesboro, Tenn.
75 Seth White 6-5 290 Jr. Nashville, Tenn.

Right Tackle

52 Cameron Clemmons 6-6 291 R-Fr. Mt. Juliet, Tenn.
75 Seth White 6-5 290 Jr. Nashville, Tenn.

Quarterback

6 Kawaun Jakes 6-3 189 Jr. St. Augustine, Fla.
13 James Mauro 6-7 198 Fr. Hurst, Texas

Running Back

3 Bobby Rainey 5-8 205 Sr. Griffin, Ga.
34 Keshawn Simpson 6-0 236 So. Lexington, Ky.

Full Back

32 Kadeem Jones 5-11 270 So. Dundee, Fla.
42 Nick Baisch 5-11 258 So. Louisville, Ky.

X Receiver

30 Joel German 6-0 186 R-Fr. Fort Myers, Fla.
4 Rico Brown 5-11 186 R-Fr. Berea, Ky.

Z Receiver

4 Rico Brown 5-11 186 R-Fr. Berea, Ky.
19 Tyler Higbee 6-5 215 Fr. Clearwater, Fla.

ZE Receiver

18 Boe Brand 6-0 153 Fr. Bradenton, Fla.
87 Andrew Pettijohn 5-8 180 So. Newburgh, Ind.

Tight End

82 Jack Doyle 6-6 248 Jr. Indianapolis, Ind.
88 Ryan Wallace 6-5 248 Jr. Bowling Green, Ky.
or 84 Jim Murphree 6-5 225 So. Franklin, Ky.

DEFENSE (4-3)

Defensive End

90 Bo Adebayo 6-4 268 Sr. Lawrenceville, Ga.
93 Quanterus Smith 6-5 244 Jr. Loganville, Ga.

Defensive Tackle

43 Jamarcus Allen 5-11 282 Jr. Orlando, Fla.
55 Tevin Holliman 6-2 261 So. Tucker, Ga.

Defensive Tackle

95 Kenny Martin 6-0 290 Jr. Orlando, Fla.
97 Jamichael Payne 6-1 350 Fr. Auburn, Ala.

Defensive End

93 Quanterus Smith 6-5 244 Jr. Loganville, Ga.
45 Cole Tischer 6-4 248 Jr. Brentwood, Tenn.

SAM Linebacker

13 Xavius Boyd 6-2 215 So. St. Petersburg, Fla.
12 Tye Golden 6-2 226 Jr. Lithonia, Ga.

MIKE Linebacker

4 Andrew Jackson 6-1 255 So. Lakeland, Fla.
17 C.J. Odom 6-0 231 Jr. Fort Myers, Fla.

WILL Linebacker

50 Ben Duvall 6-3 230 Sr. Owensboro, Ky.
31 Terran Williams 6-2 206 Fr. Bradenton, Fla.

Cornerback

22 Tyree Robinson 5-10 196 So. Dundee, Fla.
19 Cam Thomas 6-1 185 R-Fr. Middleton, Del.

Strong Safety

15 Ryan Beard 6-0 189 Sr. Bowling Green, Ky.
29 Kiante Young 5-11 220 So. Gainesville, Ga.

Free Safety

14 Kareem Peterson 5-11 184 Jr. Lewsiburg, Tenn.
20 Ty Scott 6-2 196 So. Palmetto, Fla.

Cornerback

2 Derrius Brooks 5-10 191 Sr. Fortson, Ga.
21 Arius Wright 5-10 188 So. Duluth, Ga.

SPECIAL TEAMS

Placekicker

83 Casey Tinius 6-0 191 Sr. Bowling Green, Ky.
56 Jesse Roy 6-0 175 Fr. Charlotte, N.C.

Punter

99 Hendrix Brakefield 6-4 226 So. Nashville, Tenn.
83 Casey Tinius 6-0 191 Sr. Bowling Green, Ky.

Kickoff

56 Jesse Roy 6-0 175 Fr. Charlotte, N.C.
99 Hendrix Brakefield 6-4 226 So. Nashville, Tenn.

Snapper

39 Joey Dunphy (LS) 6-0 182 So. Winchester, Tenn.
88 Ryan Wallace (SS) 6-5 248 Jr. Bowling Green, Ky.

Holder

99 Hendrix Brakefield 6-4 226 So. Nashville, Tenn.

Kickoff / Punt Returns

26 John Evans 5-11 159 Fr. Sarasota, Fla.
5 Antonio Andrews 6-0 201 So. Fort Campbell, Ky.
22 Tyree Robinson 5-10 196 So. Dundee, Fla.

Pronunciation Guide

Bo Adebayo ad • uh • BUY • oh
Nick Baisch Bosh
William Berner BURN • er
Xavius Boyd EX • avius
Jared Clendenin clen • DEN • in
Ketter Calixte kuh • LICKS • ee
Tavis Ciochetty chuh • KET • ee
Tenerio Davis tuh • NAIR • e • oh
Brandon Doughty DOW • tee
Joey Dunphy DONE • fee
Ed Hazelett HAZE • let
Kawaun Jakes KAY • juan
Kadeem Jones kuh • DEEM
Rammell Lewis ruh • MEL
Nehemiah Mkanta KNEE • uh • my • uh • muh • CANT • uh
Jim Murphree MUR • free
Ricardo Singh Sing
Quanterus Smith quan • TERR • us
Casey Tinius tin • EE • us
Marcus Vasquez VAS • kez
Brandon Whitty wih • TEE
Arius Wright AIR • ee • us
Kiante Young key • ON • tay

Head Coach Willie Taggart



Willie Taggart was named head football coach at Western Kentucky University on November 23, 2009. In his first season as head coach, he helped lead WKU to road wins at Louisiana-Lafayette and Arkansas State and run-

ning back Bobby Rainey was named Sun Belt Conference Offensive Player of the Year after ranking third in the nation in rushing (137.4 yards per game/1,649 total rushing yards). Rainey also led the nation in rushing attempts (340) and was named Honorable Mention All-American by SI.com, while Willie McNeal was named Freshman All-American as a kickoff returner. Each of Taggart's first two recruiting classes has been named No. 1 in the Sun Belt Conference by Rivals.com.

Before joining the Hilltoppers, Taggart served as running backs coach at Stanford from 2007-09. He previously spent eight seasons as an assistant coach at WKU from 1999-2006 and served as co-offensive coordinator for WKU's 2002 I-AA National Championship team. A standout player at quarterback who set 11 school records for the Hilltoppers from 1995-98, Taggart is one of only four players in WKU's 92-year football history to have his jersey retired. He became WKU's 17th head football coach, but only the seventh since 1948.

Taggart, who joined the Stanford coaching staff following a 1-11 season in 2006, was instrumental in the development of the Cardinal offense and running game. Stanford, ranked as high as 14th in the nation by the Associated Press in 2009, posted an 8-4 regular season record with wins over nationally ranked Southern Cal and Oregon. Stanford led the Pac 10 in total offense (441.4 ypg.) while ranking second in the conference and 11th in the nation in rushing offense (224.3 ypg.). Stanford's 2,692 rushing yards in 2009 broke the school's single-season rushing yardage mark that has stood since 1949 (2,481).

The Cardinal were led by senior running back Toby Gerhart, who under Taggart's tutelage ranked second in the nation in rushing (144.7 ypg.) and earned the Doak Walker Award given to the nation's top running back. Gerhart carried a cumulative 3.25 grade point average as a management, science and technology major. He also rushed for a Stanford single-season record 1,736 yards and 26 touchdowns in 12 games in 2009, breaking his own single-season rushing record of 1,136 yards set in 2008, and was one of only five players invited to New York City for the 2009 Heisman Trophy Award presentation. He finished second in the final balloting in the closest race in the award's 75-year history. Gerhart, who was also named the Pac 10 Offensive Player of the Year, was one of only two Pac 10 players named to the first team on both the All-Pac-10 Team and the Pac-10 All-Academic Football Team. The Cardinal's Sun Bowl appearance in 2009 marked the school's first bowl game since 2001.

Taggart was at the helm of the Cardinal running game that finished second in the Pac-10 Conference in rushing offense in 2008, averaging 199.6 yards a game on the ground. Stanford's season rushing total of 2,395 yards was the third-highest mark in school history. In addition, Taggart's work with Gerhart helped the junior rush for a then single-season school record of 1,136 yards, as Gerhart became just the fifth running

back in school history to go over the 1,000-yard mark. Gerhart had one career start prior to the 2008 season. A tireless recruiter, Taggart was responsible for recruiting Florida, Georgia and Kentucky for the Cardinal along with Riverside County, California.

Prior to his arrival at Stanford, Taggart spent the previous eight seasons on the WKU coaching staff (1999-2006) and helped guide the Hilltoppers to eight consecutive winning campaigns during the stretch. He worked with current Stanford head coach Jim Harbaugh in his first three seasons of coaching from 1999-2001. Taggart started his coaching career as WKU's wide receivers coach in 1999 before working with the quarterbacks from 2000-06. He was also the co-offensive coordinator in 2001 and 2002, helping lead the Hilltoppers to the Division I-AA national championship in 2002, and was promoted to assistant head coach in 2003.

Under Taggart's guidance from 2003-06, quarterback Justin Haddix set school career records with 8,890 yards of total offense, a 57.1 completion percentage, 50 touchdowns and a 137.28 pass efficiency rating. Haddix also finished his career ranked second all-time on the Hill with 541 completions and 7,929 yards passing.

Taggart helped coach an offensive unit that set school records for points (432), total yards (5,479) and first downs (263) en route to the 2002 NCAA Division I-AA national championship. The Hilltoppers ranked second in the nation in pass efficiency and sixth in rushing, and averaged 38.8 points per contest in four playoff victories.

In Taggart's first year calling plays in 2000, WKU ran for 293.4 yards per contest, leading the Gateway Football Conference and ranking second in the country in the category as WKU claimed the league title and advanced to the quarterfinals of the I-AA playoffs. In his first season in 1999, WKU ranked eighth in the nation and first in the conference in rushing.

Taggart's efforts helped WKU quarterbacks earn all-conference mention in three consecutive seasons - Jason Johnson (2000), Donte Pimpleton (2001) and Jason Michael (2002).

Taggart also spent his collegiate playing days at WKU (1995-98) and was only the third WKU athlete in the past half-century to hold down the quarterback slot for the Hilltoppers for four straight years. Taggart - who set 11 WKU school records - had his jersey retired on October 23, 1999. He currently is WKU's all-time leader in rushing touchdowns (47), ranks second in scoring (286 points), pass efficiency rating (127.71) and rushing yards (3,997), is tied for third in most 100-yard rushing games (17), and is tied for fourth in touchdown passes (30). His rushing yards were the most in NCAA Division I history at the time for a quarterback.

In each of his last two collegiate seasons, he was a finalist for the prestigious Walter Payton Award which is an honor given annually to the top offensive player in I-AA football. Taggart finished fourth in the balloting in 1997 and seventh as a senior the following year. An All-American as a senior, he was also the 1998 I-AA Independents' Offensive Player of the Year. Taggart was recruited to WKU by Jim Harbaugh to play for his father, Jack.

Taggart graduated from WKU with a bachelor's degree in social sciences in 1998.

As a prep standout at Manatee (Fla.) High School, he was a first team all-state and all-conference selection as a senior after guiding the Hurricanes to the state 5A Championship game. He led MHS to the state title his junior season and helped the school post a 26-4 record during that two-year span while recording more than 3,000 yards passing and 975 yards on the ground.

Taggart and his wife Taneshia have two children, Willie Jr. and Jackson.

Assistant Coaches



Zach Azzanni

*First Season
Offensive Coordinator/Wide Receivers*

On Gameday: Press Box



Lance Guidry

*First Season
Defensive Coordinator*

On Gameday: Sidelines



Alonzo Hampton

*First Season
Defensive Backs*

On Gameday: Sidelines



Stu Holt

*Seventh Season
Offensive Tackles/Tight Ends*

On Gameday: Press Box



Karl Maslowski

*Second Season
Linebackers / Special Teams Coordinator*

On Gameday: Sidelines



Eric Mathies

*Seventh Season
Defensive Ends*

On Gameday: Press Box



Terry Obee

*Second Season
Running Backs*

On Gameday: Sidelines



Walt Wells

*Ninth Season
Centers/Guards/Running Game Coordinator*

On Gameday: Sidelines



Raymond Woodie

*Second Season
Defensive Ends*

On Gameday: Sidelines



Derek Day

*Second Season
Graduate Assistant (Defense)*

On Gameday: Sidelines



Nick Sheridan

*First Season
Graduate Assistant (Offense)*

On Gameday: Sidelines

WKU's Record ...

	2011	Under Taggart
Overall	5-4	7-14
Sun Belt	5-1	7-7
Home	2-3	2-8
Neutral	0-1	0-1
Road	3-0	5-5
Against ranked FBS (I-A) opponents	0-0	0-1
Against ranked FCS (I-AA) opponents	0-0	0-0
Against FBS (I-A) opponents	5-4	7-13
Against FCS (I-AA) opponents	0-1	0-1
In day games	4-1	6-7
In night games (after 6 pm local time)	1-3	1-7
On artificial turf	4-3	6-11
On natural grass	1-1	1-3
In televised games	1-4	1-10
By month:		
September	0-3	0-7
October	4-1	5-4
November	1-0	2-3
December	0-0	0-0
When scoring first	2-2	3-9
When the opponent scores first	3-2	4-5
When leading at the half	4-0	5-2
When tied at the half	1-0	2-1
When trailing at the half	0-4	0-11
When leading after three quarters	5-1	7-4
When tied after three quarters	0-0	0-0
When trailing after three quarters	0-3	0-10
In overtime games	2-0	3-0
When scoring 30 or more points	3-0	5-1
When scoring 20-29 points	1-1	1-5
When scoring 10-19 points	1-2	1-6
When scoring nine or fewer points	0-1	0-2
When allowing nine or fewer points	2-0	2-0
When allowing 10-19 points	0-1	0-2
When allowing 20-29 points	2-1	3-5
When allowing 30 or more points	1-2	2-7
In games decided by three or fewer points	3-0	4-2
In game decided by 4-9 points	0-1	0-3
In games decided by 10-13 points	0-1	0-2
In games decided by 14 or more points	2-2	4-7
When rushing for more yards than the opposition ...	4-2	6-6
When rushing for fewer yards than the opposition ...	1-2	1-8
When rushing for 200 or more yards	2-0	3-1
When rushing for 100-199 yards	3-4	4-12
When rushing for less than 100 yards	0-0	0-1
When allowing less than 100 yards rushing	3-2	4-3
When allowing 100-199 yards rushing	1-0	2-4
When allowing 200 or more yards rushing	1-2	1-7
With at least one 100-yard rusher	5-3	6-11
When allowing a 100-yard rusher	1-2	1-6
When passing for more yards than the opposition ...	1-2	2-6
When passing for fewer yards than the opposition ...	4-2	5-8
When passing for 300 or more yards	0-0	0-0
When passing for 200-299 yards	2-1	3-2
When passing for less than 200 yards	3-3	4-12
When allowing less than 200 yards passing	2-2	2-7
When allowing 200-299 yards passing	1-1	2-4
When allowing 300 or more yards passing	2-1	3-3
With more total offense yards than the opposition ...	2-1	3-5
With fewer total offense yards than the opposition ...	3-3	4-9
With 500 or more total offense yards	1-0	1-0
With 400-499 total offense yards	0-0	1-0
With 300-399 total offense yards	2-2	3-5
With less than 300 total offense yards	2-2	2-9
When allowing less than 300 total offense yards ...	2-1	2-4
When allowing 300-399 total offense yards	0-0	1-2
When allowing 400-499 total offense yards	2-2	3-6
When allowing 500 or more total offense yards	1-1	1-2

	2011	Under Taggart
With more first downs than the opposition	2-2	3-7
With the same first downs as the opposition	1-0	2-0
With fewer first downs than the opposition	2-2	2-7
With 25 or more first downs	0-0	0-0
With 15-24 first downs	5-2	7-10
With less than 15 first downs	0-2	0-5
When allowing less than 15 first downs	2-1	2-2
When allowing 15-24 first downs	1-3	3-9
When allowing 25 or more first downs	2-0	2-2
With fewer turnovers than the opposition	2-0	4-2
With the same turnovers as the opposition	1-0	1-4
With more turnovers than the opposition	2-4	2-8
With no turnovers	1-0	2-0
With one or two turnovers	4-1	5-11
With three or more turnovers	0-3	1-3
When forcing three or more turnovers	1-2	2-2
When forcing one or two turnovers	3-1	4-7
When forcing no turnovers	1-1	1-5
With fewer penalties than the opposition	3-1	5-5
With the same penalties as the opposition	0-0	0-0
With more penalties than the opposition	2-3	2-9
With less than five penalties	0-2	1-3
With 5-9 penalties	5-0	6-9
With 10 or more penalties	0-2	0-2
When the opponent is called for 10 or more penalties ...	1-1	1-3
When the opponent is called for 5-9 penalties	3-2	5-7
When the opponent is called for less than five penalties ...	1-1	1-4
With more than 30 minutes time of possession	5-3	7-11
With less than 30 minutes time of possession	0-1	0-3

WKU's Averages In Wins

	2011	Under Taggart
Points	27.8	32.7
Rushing yards	183.0	184.1
Passing yards	175.6	184.4
Total offense	358.6	368.6
First downs	19.6	20.3
Points allowed	18.6	21.3
Rushing yards allowed	99.0	103.9
Passing yards allowed	256.8	264.4
Total offense allowed	355.8	368.3
First downs allowed	19.0	16.3
Turnover ratio	+0.2	+1.1
Time of possession	35:20	35:42

WKU's Averages In Losses

	2011	Under Taggart
Points	13.8	17.1
Rushing yards	136.2	161.9
Passing yards	161.5	139.1
Total offense	297.8	301.6
First downs	15.0	16.5
Points allowed	31.0	33.3
Rushing yards allowed	184.2	187.6
Passing yards allowed	210.8	194.1
Total offense allowed	395.0	381.6
First downs allowed	18.0	18.9
Turnover ratio	-2.0	-0.9
Time of possession	31:26	31:33

2011 Sun Belt Standings

School	SBC	Pct.	All	Pct.
Arkansas State	5-0	1.000	7-2	.778
Louisiana-Lafayette	6-1	.857	8-2	.800
WKU	5-1	.833	5-4	.556
FIU	2-3	.400	5-4	.556
North Texas	2-3	.400	3-6	.333
Troy	1-3	.250	2-6	.250
Middle Tennessee	1-3	.250	2-6	.250
ULM	1-4	.200	2-7	.222
Florida Atlantic	0-5	.000	0-8	.000

Sun Belt Week 11 Schedule

Saturday, Nov. 12

North Texas at Troy*	Noon
Louisiana-Lafayette at Arkansas State*	2 p.m.
Middle Tennessee at Louisiana-Monroe*	2:30 p.m.
Florida Atlantic at Florida International*	5 p.m.
WKU at #1 LSU	6 p.m.

2011 Preseason All-Sun Belt Team

Offense

Corey Robinson (Troy, So., QB)
 Lance Dunbar (NT, Sr., RB)
 Bobby Rainey (WKU, Sr., RB)
 Dwayne Frampton (ASU, Sr., WR)
 T.Y. Hilton (FIU, Sr., WR)
 Luther Ambrose (ULM, Sr., WR)
 Ladarius Green (ULL, Sr., TE)
 Tom Castilaw (ASU, Sr. OL)
 Caylin Hauptmann (FIU, Jr., OL)
 Ryan McCaul (ULM, Sr., OL)
 Matt Tomlinson (NT, Sr., OL)
 James Brown (Troy, Sr., OL)
 Wes Jeffries (WKU, Sr., OL)

Defense

Dorvus Woods (ASU, Sr., DL)
 Tourek Williams (FIU, Jr., DL)
 Ken Dorsey (ULM, Sr., DL)
 Jonathan Massaquoi (Troy, Jr., DL)
 Demario Davis (ASU, Sr., LB)
 Winston Fraser (FIU, Jr., LB)
 Xavier Lamb (Troy, Sr., LB)
 Kelcie McCray (ASU, Sr., DB)
 Jonathan Cyprien (FIU, Jr., DB)
 Marcus Bartels, FAU, Sr., DB)
 Darius Prelow (ULM, Sr., DB)

Special Teams

Alan Gendreau (MT, Sr., Kicker)
 Mickey Groody (FAU, Sr., Punter)
 T.Y. Hilton (FIU, Sr., Return Specialist)

Co-Preseason Offensive Players of the Year

T.Y. Hilton (FIU, Sr., WR)
 Lance Dunbar (NT, Sr., RB)

Preseason Defensive Player of the Year

Jonathan Massaquoi (Troy, Jr., DL)

WKU Among the 2011 Sun Belt and NCAA Leaders

Team Stats

	SBC	NCAA
Scoring Offense (21.2)	6	101
Scoring Defense (24.1)	3	50
Rushing Offense (162.2)	3	56
Rushing Defense (136.2)	4	46
Pass Offense (169.3)	8	104
Pass Defense (237.0)	6	75
Total Offense (331.6)	7	101
Total Defense (373.2)	4	52
Pass Efficiency (111.9)	8	105
Pass Efficiency Defense (124.3)	3	49
Kickoff Returns (26.5)	1	6
Punt Return Avg. (6.7)	5	76
Interceptions (9)	4	T-46
Punting (38.1)	4	35
Kickoff Coverage (42.8)	2	16
Field Goal Kicking Pct. (.267)	9	—
PAT Kicking Pct. (.870)	9	—
Tackles For Loss (7.67)	1	12
Sacks Per Game (2.78)	T-2	T-23
Sacks Allowed Per Game (1.78)	T-4	T-50
First Downs (17.6)	T-6	102
Opponent First Downs (18.6)	4	T-38
3rd-Down Conversions Pct. (41.3)	3	61
3rd-Down Conversion Defense (32.5)	1	17
4th-Down Conversion Pct. (30.0)	8	T-107
Opp. 4th-Down Conversion Pct. (53.3)	7	T-75
Penalty Yards (61.9)	8	96
Opponent Penalty Yards (64.8)	2	—
Time of Possession (33:35)	1	9
Turnover Margin (-0.78)	8	103
Red Zone Scoring Pct. (70.6)	7	T-108
Red Zone Scoring Pct. Defense (73.1)	1	T-14

INDIVIDUAL

Kawaun Jakes • QB

	SBC	NCAA
Passing (152.2)	7	—
Pass Efficiency (111.3)	9	95
Total Offense (163.9)	7	89

Bobby Rainey • RB

	SBC	NCAA
Rushing (129.9)	1	4
Total Offense (135.2)	9	—
Scoring (8.0)	3	T-49
Scoring TDs (8.0)	1	—
All-Purpose Yard (163.0)	1	11

Kadeem Jones • FB

	SBC	NCAA
Scoring (5.3)	T-5	—
Scoring TDs (5.3)	T-2	—

John Evans • RB / KOR

	SBC	NCAA
Kickoff Return Avg. (30.9)	1	9
Punt Return Avg. (6.21)	3	47

Jesse Roy • PK

	SBC	NCAA
Points by Kicking (2.2)	9	—
Field Goals (0.25)	10	—

Hendrix Brakefield • P

	SBC	NCAA
Punting Average (41.6)	3	43

Bo Adebayo • DL

	SBC	NCAA
Sacks (0.33)	16	—
Tackles for Loss (0.78)	T-19	—

Jamarcus Allen • DL

	SBC	NCAA
Tackles (4.2)	T-48	—

Jared Clendenin • DL

	SBC	NCAA
Sacks (0.39)	T-12	—
Tackles for Loss (1.00)	T-8	T-8

Quanterus Smith • DL

	SBC	NCAA
Sacks (0.72)	2	T-19
Tackles for Loss (1.11)	4	T-58

Xavius Boyd • LB

	SBC	NCAA
Tackles (5.1)	T-32	—

Andrew Jackson • LB

	SBC	NCAA
Tackles (10.0)	1	T-20
Tackles for Loss (1.50)	1	T-10

Ryan Beard • DB

	SBC	NCAA
Tackles (5.6)	T-23	—
Passes Defended (0.56)	T-14	—
Fumbles Recovered (0.22)	T-7	—

Derrius Brooks • DB / KOR

	SBC	NCAA
Tackles (4.2)	T-48	—
Passes Defended (1.22)	T-1	—
Interceptions (0.44)	T-1	T-12



Last Time It Happened ...

A HILLTOPPER TEAM . . .

Scored 80+ points: (87) vs. West Virginia Tech (0), 9/8/07
Scored 70+ points: (87) vs. West Virginia Tech (0), 9/8/07
Scored 60+ points: (87) vs. West Virginia Tech (0), 9/8/07
Scored 50+ points: (54) at Louisiana-Lafayette (21), 10/23/10
Scored 40+ points: (42) vs. Louisiana-Lafayette (23), 10/22/11
Defeated a ranked FBS opponent: never occurred
Defeated a ranked FBS opponent on the road: never occurred
Defeated ranked FBS opponents in consecutive games: never occurred
Shutout an opponent: (20-0) at Florida Atlantic, 10/15/11
Had consecutive shutouts: (22-0) vs. Southern Illinois, 11/18/00;
 (27-0) vs. Florida A&M, 11/25/00
Did not allow a touchdown: (10-9) vs. Florida International, 11/5/11
Was shutout: (0-14) vs. Western Illinois, 9/14/02
600+ yards of total offense: (620) vs. West Virginia Tech, 9/8/07
500+ yards total offense: (507) vs. Louisiana-Lafayette, 10/22/11
400+ yards total offense: (507) vs. Louisiana-Lafayette, 10/22/11
80+ total plays: (86) at Middle Tennessee, 10/6/11
90+ total plays: (93) at Arkansas State, 11/13/10
30+ first downs: (31) vs. North Carolina Central, 10/27/07
500+ yards rushing: (551) vs. Tennessee-Martin, 9/9/00
400+ yards rushing: (451) vs. West Virginia Tech, 9/1/05
300+ yards rushing: (314) vs. North Texas, 11/1/08
60+ rushing attempts: (66) at Arkansas State, 11/13/10
50+ rushing attempts: (50) at Florida Atlantic, 10/15/11
5+ rushing touchdowns: (5) vs. Louisiana-Lafayette, 10/22/11
4+ rushing touchdowns: (5) vs. Louisiana-Lafayette, 10/22/11
300+ yards passing: (357) at Central Florida, 9/24/94
250-299 yards passing: (242) vs. Louisiana-Lafayette, 10/22/11
50+ pass attempts: (50) at Middle Tennessee, 11/23/85
30+ pass completions: (31) vs. Murray State, 11/23/85
4+ touchdown passes: (4) vs. Murray State, 11/17/73
3+ touchdown passes: (3) at Arkansas State, 11/13/10
5+ fumbles: (5) vs. Navy, 9/10/11 (3 lost)
No turnovers: at Florida Atlantic, 10/15/11
5+ turnovers: (5) vs. Navy, 9/10/11
100 yard rusher and 100 yard receiver: Louisiana-Lafayette, 10/22/11
 (RUSH: Bobby Rainey — 206; REC: Jack Doyle — 106)
Two 100-yard+ rushers: vs. North Texas, 11/1/08)
 (David Wolke — 178; Tyrell Hayden — 107)
Three 100-yard+ rushers: vs. Southern Illinois, 11/7/98
 (Jammie Kyle — 113; Donte Pimpton — 111; DeWayne Gallishaw — 108)
Two 100-yard receivers: vs. Southern Illinois, 10/21/06
 (Jake Gaebler — 133; Jesse Quinn — 100)
Returned a kickoff for TD: at Middle Tennessee, 10/6/11 (John Evans — 90 yds)
Returned a punt for TD: vs. Morehead State, 11/17/07 (Curtis Hamilton — 67 yds)
Returned an interception for a TD: at Louisiana-Lafayette, 10/23/10 (Derrius Brooks — 62 yds)
Returned a fumble for a TD: at Louisiana-Lafayette, 10/23/10 (Jamarcus Allen — 69 yds)
Returned a blocked punt for a TD: vs. Middle Tennessee, 11/20/10 (Derrius Brooks — 0 yds)
Had 2+ defensive touchdowns: at Louisiana-Lafayette, 10/23/10
 Fumble Return (Jamarcus Allen — 69 yds); Interception Return (Derrius Brooks — 62 yds)
Blocked a punt: at Florida Atlantic, 10/15/11 (Xavius Boyd)
Blocked two punts: vs. Middle Tennessee, 11/20/10 (Bar'ee Boyd - 2)
Blocked a field goal: at Louisiana-Monroe, 11/29/11 (Jared Clendenin)
Blocked a PAT: Middle Tennessee, 10/6/11 (Jared Clendenin)
Missed a PAT: at Louisiana-Monroe, 10/29/11 (Jesse Roy)
Had a punt blocked: (1) vs. Central Arkansas, 9/19/09 (Jeremy Moore)
Had a field goal blocked: at Middle Tennessee, 10/6/11 (Casey Tinius - 2)
Had a PAT Blocked: at Louisiana-Monroe, 10/29/11
Held an opponent to less than 10 first downs: (8) vs. Florida International, 11/5/11
Intercepted 4+ passes: (4) vs. Murray State, 9/20/08
Intercepted 3+ passes: (3) vs. Kentucky, 9/1/11
Held an opponent to less than 300 yards: (180) vs. Florida International, 11/5/11
Held an opponent to less than 200 yards: (180) vs. Florida International, 11/5/11
Held an opponent to less than 100 yards: (15) vs. West Virginia Tech, 9/8/07
Scored a safety: at Middle Tennessee, 10/6/11 (Andrew Jackson)
Scored a 2-point conversion: at ULM, 10/29/11 (Kawaun Jakes pass to Boe Brand)

A HILLTOPPER PLAYER...

Had 300+ yards total offense in a game: (320) Kawaun Jakes at Navy, 9/26/09
 (44 rushing, 276 passing)
Scored 4+ TDs in a game: (4) Brian Porter at Florida International, 11/20/04 (4 rush)
Scored 3+ TDs in a game: (3) Bobby Rainey vs. Louisiana-Lafayette, 10/22/11 (3 rush)
Rushed 40+ times in a game: (45) Bobby Rainey vs. Middle Tennessee, 11/20/10
Rushed 30+ times in a game: (30) Bobby Rainey at Louisiana-Monroe, 11/29/11
Rushed for 200+ yards in a game: (206) Bobby Rainey vs. Louisiana-Lafayette, 10/22/11
Rushed for 150+ yards in a game: (155) Bobby Rainey vs. Florida International, 11/5/11
Rushed for 100+ yards in a game: (155) Bobby Rainey vs. Florida International, 11/5/11
Rushed for 200+ yards in consecutive games: Eddie Thompson
 (205) vs. Central Florida, 10/24/92; (309) vs. Southern Illinois, 10/29/92
Rushed for 150+ yards in consecutive games: Bobby Rainey
 (152) vs. Florida Atlantic, 11/6/10; (154) at Arkansas State, 11/13/10;
 (248) vs. Middle Tennessee, 11/20/10; (157) at Troy, 11/27/10
Rushed for 100+ yards in consecutive games: Bobby Rainey
 (146) at Middle Tennessee, 10/6/11; (131) at Florida Atlantic, 10/15/11;
 (206) vs. Louisiana-Lafayette, 10/22/11; (104) at Louisiana-Monroe, 11/29/11;
 (155) vs. Florida International, 11/5/11
Rushed for 4+ TDs in a game: (4) Brian Porter at Florida International, 11/20/04
Passed for 300+ yards in a game: (357) J.J. Jewell at Central Florida, 9/24/94
Attempted 50+ passes in a game: (51) Jeff Cesarone vs. Murray State, 11/23/85
Attempted 40+ passes in a game: (42) Jeff Cesarone at Eastern Kentucky, 11/28/87
Attempted 30+ passes in a game: (34) Kawaun Jakes at Middle Tennessee, 10/6/11
Threw 4+ TD passes in a game: (5) Jeff Cesarone vs. Akron, 10/5/85
Threw 3+ TD passes in a game: (3) Justin Haddix at Florida International, 11/19/05
Had 200+ yards receiving in a game: (276) Joey Stockton at Austin Peay, 9/16/95
Had 150+ yards receiving in a game: (173) Curtis Hamilton vs. Illinois State, 10/7/06
Had 100+ yards receiving in a game: (106) Jack Doyle vs. Louisiana-Lafayette, 10/22/11
Caught 10+ passes in a game: (11) Jake Gaebler vs. Middle Tennessee, 11/15/08
Caught 3+ TD passes in a game: (3) Eddie Preston at Morehead State, 10/28/78
Caught 2+ TD passes in a game: (2) Jake Gaebler at Middle Tennessee, 10/24/09
Scored 15+ points kicking: (18) Matt Lange vs. Eastern Kentucky, 9/20/03
Kicked 5+ field goals in a game: (5) Matt Lange vs. Eastern Kentucky, 9/20/03
Kicked 4+ field goals in a game: (4) Casey Tinius at Louisiana-Monroe, 11/14/09
Kicked a 50-yard+ FG: (50) Tanner Siewert at Kentucky, 9/27/08
Had a 60-yard+ punt: (62) Hendrix Brakefield vs. North Texas, 10/30/10
Had a 70-yard+ punt: (73) Brian Claybourn at Indiana State, 10/13/01
Intercepted 3+ passes in a game: (3) Carl Brazley vs. East Tennessee State, 9/30/78
Intercepted 2+ passes in a game: (2) Derrius Brooks at Arkansas State, 11/13/10
Had a 60-yard+ rush: (61) Marell Booker at North Texas, 10/31/09
Had a 70-yard+ rush: (86) Stephen Willis vs. Troy, 11/10/07
Had an 80-yard+ rush: (86) Stephen Willis vs. Troy, 11/10/07
Had a 90-yard+ rush: (91) Lerron Moore vs. Southern Illinois, 11/1/03
Had a 70-yard+ pass: (84) K.J. Black to Curtis Hamilton vs. Morehead State, 11/17/07
Had an 80-yard+ pass: (84) K.J. Black to Curtis Hamilton vs. Morehead State, 11/17/07
Had a 90-yard+ pass: (96) Jeff Cesarone to Keith Paskett vs. Akron, 10/5/85

Last Time It Happened ...

AN OPPOSING TEAM...

Failed to score a TD: (9) Florida International, 11/5/11
Had 30+ first downs: (30) Louisiana-Monroe, 11/29/11
400+ yards rushing: (410) Navy, 9/10/11
300+ yards rushing: (410) Navy, 9/10/11
50+ rushing attempts: (57) Navy, 9/10/11
400+ yards passing: (419) Louisiana-Lafayette, 10/22/11
300+ yards passing: (365) Louisiana-Monroe, 11/29/11
250+ yards passing: (365) Louisiana-Monroe, 11/29/11
50+ pass attempts: (59) Louisiana-Monroe, 11/29/11
30+ pass completions: (32) Louisiana-Lafayette, 10/22/11
5+ touchdown passes: (5) Tennessee, 9/5/09
4+ touchdown passes: (4) Kentucky, 9/11/10
3+ touchdown passes: (3) Indiana State, 9/17/11
600+ yards total offense: (646) Middle Tennessee, 10/24/09
500+ yards total offense: (540) Louisiana-Lafayette, 10/22/11
80+ total plays: (89) Louisiana-Monroe, 11/29/11
60+ points: (63) Kentucky, 9/11/10
50+ points: (63) Kentucky, 9/11/10
40+ points: (44) Indiana State, 9/17/11
No turnovers: Florida Atlantic, 10/15/11
5+ Fumbles: (5) Navy (3 lost), 9/10/11
100-yard+ rusher and 100-yard+ receiver: Indiana State
 (RUSH: Shakir Bell — 221 yds; REC: Justin Hilton, 143 yds), 9/17/11
Returned a kickoff for TD: Middle Tennessee (Eric Russell — 97 yds), 11/20/10
Returned a punt for TD: Kentucky (Randall Cobb — 50 yds), 9/11/10
Returned an interception for a TD: Navy (Tra'ves Bush — 49 yds), 9/10/11
Returned a fumble for a TD: Middle Tennessee (Rod Isaac — 99 yds), 11/20/10
Returned a blocked punt for a TD: North Texas, 11/24/07 (Chris Neal — 5 yds.)
Blocked a punt: Central Arkansas, 9/19/09 (Lamar Moore)
Missed a PAT: Middle Tennessee, 10/6/11
Intercepted 3+ passes: (4) Kentucky, 9/1/11
Scored a safety: North Texas (Eddrick Gilmore), 10/31/08
Scored a 2-point conversion: Troy, 11/27/10

AN OPPOSING PLAYER...

Rushed 30+ times in a game: (30) Lance Dunbar, North Texas, 10/30/10
Rushed for 200+ yards in a game: (221) Shakir Bell, Indiana State, 9/17/11
Rushed for 150+ yards in a game: (221) Shakir Bell, Indiana State, 9/17/11
Rushed for 3+ touchdowns in a game: (3) Lance Dunbar, North Texas, 10/30/10
Passed for 400+ yards in a game: (419) Blaine Gautier, Louisiana-Lafayette, 10/22/11
Passed for 300+ yards in a game: (365) Kolton Browning, Louisiana-Monroe, 10/29/11
Attempted 30+ passes in a game: (59) Kolton Browning, Louisiana-Monroe, 10/29/11
Attempted 40+ passes in a game: (59) Kolton Browning, Louisiana-Monroe, 10/29/11
Threw 5+ TDs in a game: (5) Jonathan Crompton, Tennessee, 9/5/09
Threw 4+ TDs in a game: (4) Riley Dodge, North Texas, 10/31/09
Threw 3+ TDs in game: (3) Ronnie Fouch, Indiana State, 9/17/11
Had 400+ yards total offense in a game: (430) Blaine Gautier, Louisiana-Lafayette,
 (PASS: 419; RUSH 11), 10/22/11
Had 300+ yards total offense in a game: (394) Kolton Browning, ULM
 (PASS: 365; RUSH 29), 10/29/11
Had 150+ yards receiving in a game: (151) Steven Rush, Missouri State, 11/6/04
Had 100+ yards receiving in a game: (110) Colby Harper, ULM, 10/29/11
Caught 10+ passes in a game: (10) Harry Peoples, Louisiana-Lafayette, 10/22/11
Caught 3+ TD passes in a game: (3) Michael Slater, Murray State, 9/30/00
Caught 2+ TD passes in a game: (2) Justin Hilton, Indiana State, 9/17/11
Kicked a 50-yard+ field goal: (53) Justin Langan, Western Illinois, 11/13/04
Had a 70-yard+ punt: (71) David DeFatta, Middle Tennessee, 11/15/08
Intercepted 2+ passes in a game: (2) Winston Guy, Kentucky, 9/1/11
Had a 70-yard+ run: (79) Aaron Spikes, Louisiana-Lafayette, 10/22/11
Had an 80-yard+ run: (83) Corey Crume, Eastern Kentucky, 9/19/98
Had a 70-yard+ pass: (70) Ronnie Fouch to Justin Hilton, Indiana State, 9/17/11
Had an 80-yard+ pass: (83) A.J. Porter to Steven Rush, Missouri State, 11/6/04
Had a 90-yard+ pass: (94) Erik Hutchins to Shoun Habersham, Chattanooga, 11/2/91

WKU Start Chart

OFFENSE

Player	2011	Current Streak	Career
Antonio Andrews, RB	—	—	1
Nick Baisch, FB	—	—	1
Boe Brand, WR	4	—	4
Jamariell Brown, WR	2	—	3
Rico Brown, WR	6	3	6
Cameron Clemmons, OL	5	5	5
Demetrius Coley, TE	—	—	5
Sean Conway, OL	9	21	21
Brandon Doughty, QB	1	—	1
Jack Doyle, TE	9	9	26
Joel German, WR	2	—	2
Dexter Haynes, WR	—	—	8
Mitchell Henry, TE	2	1	2
Tyler Higbee, WR	1	—	1
Kawaun Jakes, QB	8	6	28
Wes Jefferies, OL	9	40	43
Kadeem Jones, FB	5	1	5
Willie McNeal, WR	—	—	2
Jim Murphree, TE	1	—	1
Luis Polanco, OL	7	6	10
Bobby Rainey, RB	9	21	32
Adam Smith, OL	9	12	31
Luke Stansfield, OL	2	—	3
Marcus Vasquez, WR	3	—	13
Ryan Wallace, TE	1	—	1
Seth White, OL	4	—	6

DEFENSE

Player	2011	Current Streak	Career
Bo Adebayo	7	—	9
Jamarcus Allen, DL	8	8	24
Ryan Beard, DB	9	16	29
Xavius Boyd, LB	6	1	13
Derrius Brooks, DB	5	5	14
Jared Clendenin, DL	9	23	32
Tenerio Davis, LB	1	—	1
Ben Duvall, LB	4	—	4
Jamal Forrest, DB	—	—	14
Chuck Franks, LB	—	—	2
James Hervey, DL	—	—	3
Andrew Jackson, LB	9	9	9
Rammell Lewis, DL	1	—	4
Kenny Martin, DL	8	7	29
Kareem Peterson, DB	6	6	14
Tyree Robinson, DB	9	18	18
Quanterus Smith, LB	3	2	15
Cole Tischer, DL	—	—	5
Cam Thomas, DB	2	—	2
Terran Williams, LB	3	—	3
Arius Wright, DB	6	3	14
Kiante Young, DB	3	—	9

SPECIAL TEAMS

Player	2011	Current Streak	Career
Hendrix Brakefield, P	9	21	21
Monte Merrick, PK	1	—	2
Jesse Roy, PK	4	3	3
Casey Tinius, PK	4	—	27

Individual Game-By-Game Statistics (Offense)

RUSHING (Atts-Yds / TD-Lg)	<i>Andrews</i>	<i>Evans</i>	<i>Jakes</i>	<i>Jones</i>	<i>Rainey</i>	<i>Simpson</i>
Kentucky.....	3-(-6) / 0-1	—	9-32 / 0-12	2-10 / 0-7	28-105 / 0-10	—
Navy	—	1-(-5) / 0-0	7-8 / 0-7	1-1 / 0-1	21-131 / 2-20	—
Indiana State	5-12 / 0-8	—	6-2 / 0-5	1-1 / 0-1	23-105 / 0-26	—
Arkansas State	1-4 / 0-4	—	7-60 / 0-16	1-2 / 1-2	28-86 / 0-11	—
at Middle Tennessee.....	—	1-6 / 0-6	7-(-3) / 0-5	5-15 / 2-11	37-146 / 1-19	1-4 / 0-4
at Florida Atlantic.....	—	1-22 / 0-22	9-21 / 1-10	—	34-131 / 2-23	6-30 / 0-18
Louisiana-Lafayette	—	—	1-0 / 0-0	3-5 / 2-2	32-206 / 3-56	7-24 / 0-11
at Louisiana-Monroe.....	2-11 / 0-8	4-19 / 0-8	4-(-24) / 0-3	4-12 / 1-6	30-104 / 1-25	2-7 / 0-5
Florida International.....	3-15 / 0-8	1-1 / 0-1	5-9 / 0-11	3-10 / 1-6	28-155 / 0-22	5-9 / 0-4
at LSU						
at North Texas						
Troy						

PASSING (Att-Com-In-Yds / TD-Lg)	<i>Doughty</i>	<i>Jakes</i>
Kentucky.....	—	9-27-4-93 / 0-25
Navy	12-21-1-102 / 0-21	7-12-1-51 / 0-19
Indiana State	1-1-0-4 / 0-4	22-30-1-237 / 2-26
Arkansas State	—	13-23-2-142 / 1-42
at Middle Tennessee.....	—	17-34-0-222 / 1-34
at Florida Atlantic.....	—	8-15-0-85 / 0-31
Louisiana-Lafayette	—	15-18-1-242 / 1-39
at Louisiana-Monroe.....	—	13-22-1-155 / 2-28
Florida International.....	—	8-24-1-143 / 0-43
at LSU		
at North Texas		
Troy		

RECEIVING (Rec-Yds / TD-Lg)	<i>Brand</i>	<i>R. Brown</i>	<i>Doyle</i>	<i>German</i>	<i>Haynes</i>	<i>Jones</i>	<i>Rainey</i>	<i>Vasquez</i>
Kentucky.....	2-33 / 0-25	—	1-5 / 0-5	—	—	1-2 / 0-2	2-21 / 0-13	3-32 / 0-13
Navy	2-7 / 0-4	1-11 / 0-11	4-35 / 0-19	4-45 / 0-21	—	1-2 / 0-2	4-19 / 0-8	3-34 / 0-16
Indiana State	3-28 / 0-16	2-27 / 0-16	5-68 / 0-18	—	—	1-21 / 1-21	7-29 / 0-8	5-68 / 1-26
Arkansas State	2-21 / 0-16	1-10 / 0-10	3-19 / 0-11	—	4-36 / 1-17	1-5 / 0-5	3-68 / 1-42	—
at Middle Tennessee.....	2-29 / 0-24	—	6-100 / 0-34	—	—	3-36 / 0-19	6-57 / 1-14	—
at Florida Atlantic.....	1-4 / 0-4	—	4-36 / 0-15	—	—	—	3-45 / 0-31	—
Louisiana-Lafayette	—	3-36 / 0-20	7-106 / 0-39	—	2-66 / 0-35	—	—	—
at Louisiana-Monroe.....	1-4 / 0-4	2-34 / 0-28	2-11 / 0-6	2-22 / 0-16	—	—	4-47 / 1-19	—
Florida International.....	1-14 / 0-14	2-51 / 0-43	—	—	—	1-20 / 0-20	1-12 / 0-12	—
at LSU								
at North Texas								
Troy								

FIELD GOALS (FG-FGA / Distance)	<i>Merrick</i>	<i>Roy</i>	<i>Tinius</i>
Kentucky.....	—	—	1-2 / 41
Navy	—	—	0/1
Indiana State	—	1-1 / 40	—
Arkansas State	—	—	—
at Middle Tennessee.....	—	—	0-3
at Florida Atlantic.....	0-1	—	0-2
Louisiana-Lafayette	—	—	—
at Louisiana-Monroe.....	—	1-2 / 24	—
Florida International.....	—	0-2	1-1 / 34
at LSU			
at North Texas			
Troy			

KO RETURNS (No-Yds / TD-Lg)	<i>Andrews</i>	<i>Brooks</i>	<i>Evans</i>	<i>Robinson</i>
Kentucky.....	—	2-35 / 0-18	—	—
Navy	6-202 / 0-75	—	—	—
Indiana State	4-100 / 0-37	—	—	3-56 / 0-31
Arkansas State	2-49 / 0-30	—	2-49 / 0-30	2-30 / 0-16
at Middle Tennessee.....	—	—	3-134 / 1-90	3-58 / 0-29
at Florida Atlantic.....	—	—	—	—
Louisiana-Lafayette	—	—	3-69 / 0-32	1-18 / 0-18
at Louisiana-Monroe.....	—	—	2-98 / 0-79	—
Florida International.....	—	—	4-80 / 0-26	—
at LSU				
at North Texas				
Troy				

Individual Game-By-Game Statistics (Defense)

TACKLES — DL (S-A / Tot)	<i>Adebayo</i>	<i>Allen</i>	<i>Clendenin</i>	<i>Holliman</i>	<i>Lewis</i>	<i>Martin</i>	<i>Payne</i>	<i>Q. Smith</i>	<i>Whitty</i>
Kentucky.....	1-0/1	dnp	1-3/4	—	1-3/4	0-2/2	—	2-2/4	—
Navy.....	0-4/4	0-2/2	0-4/4	1-2/3	0-1/1	0-1/1	—	0-2/2	—
Indiana State.....	2-1/3	0-3/3	0-4/4	0-1/1	—	—	—	1-1/2	—
Arkansas State.....	2-0/2	2-2/4	2-5/7	—	—	—	—	4-1/5	—
at Middle Tennessee.....	2-0/2	7-2/9	2-2/4	0-1/1	2-0/2	3-0/3	—	2-1/3	—
at Florida Atlantic.....	0-3/3	0-2/2	1-1/2	—	0-3/3	0-1/1	—	1-0/1	1-0/1
Louisiana-Lafayette.....	0-2/2	0-5/5	3-3/6	—	—	0-2/2	1-1/2	1-2/3	—
at Louisiana-Monroe.....	1-3/4	3-1/4	1-2/3	—	—	1-1/2	1-0/1	4-2/6	—
Florida International.....	1-1/2	1-4/5	1-2/3	0-1/1	—	2-2/4	—	1-1/2	—
at LSU									
at North Texas									
Troy									

TACKLES — LBs (S-A / Tot)	<i>B. Boyd</i>	<i>X. Boyd</i>	<i>Davis</i>	<i>Duvall</i>	<i>Jackson</i>	<i>Odom</i>	<i>T.J. Smith</i>	<i>T. Williams</i>
Kentucky.....	—	2-3/5	—	0-2/2	4-8/12	—	0-1/1	—
Navy.....	0-4/4	1-9/10	2-5/7	7-7/14	4-6/10	—	—	1-0/1
Indiana State.....	0-1/1	2-4/6	—	1-4/5	5-8/13	—	0-1/1	—
Arkansas State.....	1-0/1	4-1/5	—	0-1/1	4-9/13	0-2/2	—	1-3/4
at Middle Tennessee.....	—	3-0/3	—	—	5-2/7	2-0/2	—	1-2/3
at Florida Atlantic.....	—	3-4/7	—	1-3/4	2-6/8	—	—	0-1/1
Louisiana-Lafayette.....	—	1-2/3	—	—	3-8/11	0-2/2	—	1-2/3
at Louisiana-Monroe.....	—	1-0/1	—	0-1/1	5-2/7	—	—	4-0/4
Florida International.....	—	1-5/6	—	—	3-6/9	0-1/1	—	0-1/1
at LSU								
at North Texas								
Troy								

TACKLES — DBs (S - A / Tot)	<i>Beard</i>	<i>Brooks</i>	<i>Peterson</i>	<i>Robinson</i>	<i>Singh</i>	<i>Thomas</i>	<i>Williams</i>	<i>Wright</i>	<i>Young</i>
Kentucky.....	0-7/7	1-1/2	—	2-2/4	—	5-0/5	0-1/1	3-1/4	1-2/3
Navy.....	1-5/6	2-1/3	—	3-1/4	—	0-2/2	1-3/4	0-1/1	0-1/1
Indiana State.....	1-4/5	3-0/3	—	2-0/2	0-1/1	5-1/6	—	—	1-2/3
Arkansas State.....	1-1/2	5-0/5	5-2/7	8-3/11	—	3-1/4	—	1-0/1	5-1/6
at Middle Tennessee.....	5-2/7	2-2/4	5-3/8	4-0/4	—	2-0/2	—	8-3/11	—
at Florida Atlantic.....	1-3/4	2-2/4	3-5/8	2-0/2	—	2-0/2	1-0/1	2-0/2	—
Louisiana-Lafayette.....	4-4/8	6-3/9	6-0/6	1-1/2	—	1-0/1	3-0/3	4-3/7	0-1/1
at Louisiana-Monroe.....	5-2/7	4-0/4	6-1/7	2-0/2	—	4-0/4	2-0/2	3-1/4	—
Florida International.....	1-3/4	2-2/4	2-1/3	1-2/3	—	—	2-1/3	0-1/1	—
at LSU									
at North Texas									
Troy									

PUNTING (No-Yds-Avg / Lg-I20)	<i>Brakefield</i>
Kentucky.....	8-357-44.6 / 58-2
Navy.....	6-265-44.0 / 55-0
Indiana State.....	4-159-39.8 / 58-0
Arkansas State.....	5-228-45.6 / 56-1
at Middle Tennessee.....	8-345-43.1 / 54-4
at Florida Atlantic.....	6-217-36.2 / 47-3
Louisiana-Lafayette.....	4-164-41.0 / 46-2
at Louisiana-Monroe.....	5-202-40.4 / 52-3
Florida International.....	4-145-36.2 / 49-3
at LSU	
at North Texas	
Troy	

PUNT RETURNS (No-Yds / TD-Lg)	<i>Andrews</i>	<i>Evans</i>
Kentucky.....	—	2-9 / 0-8
Navy.....	—	—
Indiana State.....	2-9 / 0-6	—
Arkansas State.....	1-18 / 0-18	—
at Middle Tennessee.....	—	2-11 / 0-8
at Florida Atlantic.....	—	5-58 / 0-39
Louisiana-Lafayette.....	—	1-0 / 0-0
at Louisiana-Monroe.....	—	3-4 / 0-6
Florida International.....	—	1-5 / 0-5
at LSU		
at North Texas		
Troy		

2011 WKU Individual Superlatives

<i>Category</i>	<i>WKU Hilltoppers</i>	<i>Opponents</i>
Long Rush	56, Bobby Rainey vs. Louisiana-Lafayette, 10/22	79, Aaron Spikes, Louisiana-Lafayette, 10/22
Long Pass.....	43, Kawaun Jakes vs. Florida International, 11/5	70, Ronnie Fouch, Indiana State, 9/17
Long Punt	58, twice, last Hendrix Brakefield vs. Indiana State, 9/17	67, Josh Brisk, Florida International, 11/5
Long Punt Return	39, John Evans at Florida Atlantic, 10/15	43, Dwayne Frampton, Arkansas State, 10/1
Long KO Return.....	90, John Evans at Middle Tennessee, 10/6	58, T.Y. Hilton, Florida International, 11/5
Long Pass Int. Ret.....	27, Kareem Peterson, Florida International, 11/5	65, Larry Carter, Indiana State, 9/17
Long Fumble Ret.....	n/a	27, Rod Hardy, Indiana State, 9/17
Long FG.....	41, Casey Tinius vs. Kentucky, 9/1	43, three times, last Jack Griffin, Florida International, 11/5
Long FG Att	48, Casey Tinius at Middle Tennessee, 10/6	50, Bobby Zalud, Arkansas State, 10/1
Rush Yards	206, Bobby Rainey vs. Louisiana-Lafayette, 10/22	221, Shakir Bell, Indiana State, 9/17
Rush Attempts	37, Bobby Rainey at Middle Tennessee, 10/6	25, Shakir Bell, Indiana State, 9/17
Pass Yards	242, Kawaun Jakes vs. Louisiana-Lafayette, 10/22	419, Blaine Gautier, Louisiana-Lafayette, 10/22
Pass Attempts.....	34, Kawaun Jakes at Middle Tennessee, 10/6	59, Kolton Browning, Louisiana-Monroe, 10/29
Pass Comps	22, Kawaun Jakes vs. Indiana State, 9/17	37, Ryan Aplin, Arkansas State, 10/1
Total Offense Atts	41, Kawaun Jakes at Middle Tennessee, 10/6	74, Kolton Browning, Louisiana-Monroe, 10/29
Total Offense Yds	239, Kawaun Jakes vs. Indiana State, 9/17	420, Blaine Gautier, Louisiana-Lafayette, 10/22
Receiving Yards.....	106, Jack Doyle vs. Louisiana-Lafayette, 10/22	143, Justin Hilton, Indiana State, 9/17
Receptions.....	7, twice, last Jack Doyle vs. Louisiana-Lafayette, 10/22	10, Harry Peoples, Louisiana-Lafayette, 10/22
Punts	8, twice, last Hendrix Brakefield at Middle Tennessee, 10/6	8, Mickey Groody, Florida Atlantic, 10/15
Punt Average	45.6, Hendrix Brakefield vs. Arkansas State, 10/1	48.2, Josh Brisk, Florida International, 11/5
Punt Returns.....	5, John Evans at Florida Atlantic, 10/15	3, four times, last Darryl Surgent, Louisiana-Lafayette, 10/22
Punt Return Yards	58, John Evans at Florida Atlantic, 10/15	50, Dwayne Frampton, Arkansas State, 10/1
Kickoff Returns	6, Antonio Andrews vs. Navy, 9/10	6, Darryl Surgent, Louisiana-Lafayette, 10/22
Kickoff Ret. Yards	202, Antonio Andrews vs. Navy, 9/10	98, Darryl Surgent, Louisiana-Lafayette, 10/22
All-Purpose Yds.....	206, Bobby Rainey vs. Louisiana-Lafayette, 10/22	218, Shakir Bell, Indiana State, 9/17
Points Scored	18, Bobby Rainey vs. Louisiana-Lafayette, 10/22	12, four times, last Ladarius Green, Louisiana-Lafayette, 10/22
Total Tackles	14, Ben Duvall vs. Navy, 9/10	13, twice, last Jason Edwards, Louisiana-Monroe, 10/29
Solo Tackles	8, Tyree Robinson vs. Arkansas State, 10/1	9, Danny Trevathan, Kentucky, 9/1
Assisted Tackles.....	9, twice, last Andrew Jackson vs. Arkansas State, 10/1	9, twice, last Jake Molbert, Louisiana-Lafayette, 10/22

2011 WKU Game-By-Game Individual Leaders

	<i>Rushing</i> <i>(Att-Yds / TD-Lg)</i>	<i>Passing</i> <i>(Att-Com-Int-Yds / TD-Lg)</i>	<i>Receiving</i> <i>(Rec-Yds / TD-Lg)</i>	<i>Tackles</i> <i>(UT-AT / Tot)</i>
Kentucky.....	Rainey (28-105 / 0-10)	Jakes (9-27-4-93 / 0-25)	Vasquez (3-32 / 0-13)	Jackson (4-8 / 12)
Navy	Rainey (21-131 / 2-20)	Doughty (12-21-1-102 / 0-21)	German (4-45 / 0-21)	Duvall (7-7 / 14)
Indiana State	Rainey (23-105 / 0-26)	Jakes (22-30-1-237 / 2-26)	Vasquez (5-68 / 1-26) Doyle (5-68 / 0-18)	Jackson (5-8 / 13)
Arkansas State	Rainey (28-86 / 0-11)	Jakes (13-23-2-142 / 1-42)	Haynes (4-36 / 1-17)	Jackson (4-9 / 13)
at Middle Tennessee.....	Rainey (37-146 / 1-19)	Jakes (17-34-0-222 / 1-34)	Doyle (6-100 / 0-34)	Wright (8-3 / 11)
at Florida Atlantic.....	Rainey (34-131 / 2-23)	Jakes (8-15-0-85 / 0-31)	Doyle (4-36 / 0-15)	Peterson (3-5 / 8)
Louisiana-Lafayette	Rainey (32-206 / 3-56)	Jakes (15-18-1-242 / 1-39)	Doyle (7-106 / 0-39)	Jackson (3-8-11)
at Louisiana-Monroe.....	Rainey (30-104 / 1-25)	Jakes (13-22-1-155 / 2-28)	Rainey (4-47 / 1-19)	Peterson (6-1 / 7) Jackson (5-2 / 7) Beard (5-2 / 7)
Florida International.....	Rainey (28-155 / 0-22)	Jakes (8-24-1-143 / 0-43)	R. Brown (2-51 / 0-43)	Jackson (3-6 / 9)
at LSU				
at North Texas				
Troy				

2011 WKU Game-By-Game Starters

Offense

<i>Opponent</i>	<i>WR</i>	<i>LT</i>	<i>LG</i>	<i>C</i>	<i>RG</i>	<i>RT</i>	<i>WR / TE</i>	<i>QB</i>	<i>RB</i>	<i>FB / WR</i>	<i>TE</i>
Kentucky.....	Vasquez	Jeffries	Polanco	Conway	A. Smith	Se. White	J. Brown	Jakes	Rainey	Jones	Doyle
Navy	Vasquez	Jeffries	Stansfield	Conway	A. Smith	Se. White	J. Brown	Jakes	Rainey	Jones	Doyle
Indiana State	Vasquez	Jeffries	Stansfield	Conway	A. Smith	Se. White	R. Brown	Doughty	Rainey	Brand	Doyle
Arkansas State	German	Jeffries	Polanco	Conway	A. Smith	Se. White	R. Brown	Jakes	Rainey	Brand	Doyle
at Middle Tennessee....	Brand	Jeffries	Polanco	Conway	A. Smith	Clemmons	R. Brown	Jakes	Rainey	Jones	Doyle
at Florida Atlantic.....	Higbee	Jeffries	Polanco	Conway	A. Smith	Clemmons	Wallace	Jakes	Rainey	Jones	Doyle
Louisiana-Lafayette	German	Jeffries	Polanco	Conway	A. Smith	Clemmons	Henry	Jakes	Rainey	R. Brown	Doyle
at Louisiana-Monroe....	Brand	Jeffries	Polanco	Conway	A. Smith	Clemmons	Murphree	Jakes	Rainey	R. Brown	Doyle
Florida International...R. Brown	Jeffries	Polanco	Conway	A. Smith	Clemmons	Henry	Jakes	Rainey	Jones	Doyle	
at LSU											
at North Texas											
Troy											

Defense

<i>Opponent</i>	<i>DE</i>	<i>DT</i>	<i>DT</i>	<i>LEO</i>	<i>SAM / DB</i>	<i>MIKE</i>	<i>WILL</i>	<i>CB</i>	<i>SS</i>	<i>FS</i>	<i>CB</i>
Kentucky.....	Clendenin	R. Lewis	Martin	Adebayo	X. Boyd	Jackson	Duvall	Wright	Beard	Young	Robinson
Navy	Clendenin	Allen	Adebayo	Q. Smith	X. Boyd	Jackson	Davis	Wright	Williams	Beard	Robinson
Indiana State	Clendenin	Allen	Martin	Adebayo	X. Boyd	Jackson	Duvall	Thomas	Beard	Young	Robinson
Arkansas State	Clendenin	Allen	Martin	Adebayo	X. Boyd	Jackson	Duvall	Thomas	Beard	Peterson	Robinson
at Middle Tennessee.	Clendenin	Allen	Martin	Adebayo	Wright	Jackson	Williams	Brooks	Beard	Peterson	Robinson
at Florida Atlantic.....	Clendenin	Allen	Martin	Adebayo	X. Boyd	Jackson	Duvall	Brooks	Beard	Peterson	Robinson
Louisiana-Lafayette ..	Clendenin	Allen	Martin	Adebayo	Wright	Jackson	Williams	Brooks	Beard	Peterson	Robinson
at Louisiana-Monroe.	Clendenin	Allen	Martin	Q. Smith	Wright	Jackson	Williams	Brooks	Beard	Peterson	Robinson
Florida International..	Clendenin	Allen	Martin	Q. Smith	Wright	Jackson	X. Boyd	Brooks	Beard	Peterson	Robinson
at LSU											
at North Texas											
Troy											

2011 WKU Team Superlatives

<u>Team Highs</u>	<u>WKU Hilltoppers</u>	<u>Opponents</u>
Points.....	42 vs. Louisiana-Lafayette, 10/22	44, Indiana State, 9/17
TDs Scored.....	6 vs. Louisiana-Lafayette, 10/22	5, twice, last Indiana State, 9/17
First Downs.....	22, twice, last vs. Florida International, 11/5	30, Louisiana-Monroe, 10/29
Rush	12 vs. Louisiana-Lafayette, 10/22	17, Navy, 9/10
Pass	10, three times, last at Louisiana-Monroe, 10/29	21, Arkansas State, 10/1
Penalty	4, twice, last vs. Florida International, 11/5	4, three times, last Louisiana-Monroe, 10/29
Rush Attempts	51 at Middle Tennessee, 10/6	57, Navy, 9/10
Rush Yards	234 vs. Louisiana-Lafayette, 10/22	410, Navy, 9/10
Pass Attempts.....	35 at Middle Tennessee, 10/6	59, Louisiana-Monroe, 10/29
Pass Completions.....	23 vs. Indiana State, 9/17	38, Arkansas State, 10/1
Pass Yards	273 vs. Louisiana-Lafayette, 10/22	419, twice, last Louisiana-Lafayette, 10/22
Offensive Plays.....	86 at Middle Tennessee, 10/6	89, twice, last Louisiana-Monroe, 10/29
Yards	507 vs. Louisiana-Lafayette, 10/22	540, Louisiana-Lafayette, 10/22
Average Gain/Play.....	8.0 vs. Louisiana-Lafayette, 10/22	8.0, Navy, 9/10
Penalties.....	12 vs. Kentucky, 9/1	11, twice, last Louisiana-Monroe, 10/29
Penalty Yards	120 vs. Kentucky, 9/1	97, Indiana State, 9/17
Fumbles Lost.....	3, twice, last vs. Indiana State, 9/17	3, Navy, 9/10
3rd Down Conversions	10 at Middle Tennessee, 10/6	7, three times, last Louisiana-Monroe, 10/29
Possession Time	37:08 at Florida Atlantic, 10/15	30:51, Navy, 9/10
<u>Team Lows</u>	<u>WKU Hilltoppers</u>	<u>Opponents</u>
Points.....	3 vs. Kentucky, 9/1	0, Florida Atlantic, 10/15
TDs Scored.....	0 vs. Kentucky, 9/1	0, twice, last Florida International, 11/5
First Downs.....	13 vs. Kentucky, 9/1	6, Florida Atlantic, 10/15
Rush	6, twice, last vs. Indiana State, 9/17	0, Arkansas State, 10/1
Pass	3 at Florida Atlantic, 10/15	3, three times, last Florida International, 11/5
Penalty	0 at Middle Tennessee, 10/6	0, three times, last Louisiana-Lafayette, 10/22
Rush Attempts	32 vs. Navy, 9/10	21, Louisiana-Lafayette, 10/22
Rush Yards	124 vs. Navy, 9/10	25, Florida Atlantic, 10/15
Pass Attempts.....	15 at Florida Atlantic, 10/15	7, Navy, 9/10
Pass Completions.....	8 at Florida Atlantic, 10/15	3, Navy, 9/10
Pass Yards	85 at Florida Atlantic, 10/15	96, Florida Atlantic, 10/15
Offensive Plays.....	61 vs. Arkansas State, 10/1	47, Florida International, 11/5
Yards	234 vs. Kentucky, 9/1	121, Florida Atlantic, 10/15
Average Gain/Play.....	3.4 vs. Kentucky, 9/1	2.5, Florida Atlantic, 10/15
Penalties.....	3, twice, last vs. Indiana State, 9/17	2, Navy, 9/10
Penalty Yards	35 at Florida Atlantic, 10/15	20, Navy, 9/10
Fumbles Lost.....	0, four times, last at Louisiana-Lafayette, 10/22	0, six times, last Florida International, 11/5
3rd Down Conversions	4 vs. Indiana State, 9/17	2, twice, last Florida International, 11/5
Possession Time	28:09 vs. Navy, 9/10	22:52, Florida Atlantic, 10/15

2011 Game-By-Game Team Comparison

<i>Team</i>	<i>First Downs Total / Ru-Pa-Pe</i>	<i>Rushing Att-Yds / TD-Lg</i>	<i>Passing Att-Com-Int-Yds / TD-Lg</i>	<i>Tot Off Att-Yds</i>	<i>Time of Possession</i>	<i>Ret Yds</i>	<i>TOs</i>	<i>Pen-Yds</i>	<i>3rd Down Conversions</i>	<i>Punts-Avg</i>
WKU	13 / 8-4-1	42-141 / 0-12	9-27-4-93 / 0-25	69-234	34:00	44	4	12-120	6-18	8-44.6
vs. Kentucky	11 / 4-3-4	33-93 / 1-58	7-18-3-97 / 1-34	51-190	26:00	30	3	7-60	3-13	7-47.1
WKU	14 / 6-7-1	32-124 / 2-20	19-33-2-153 / 0-21	65-277	29:09	215	5	3-36	6-15	6-44.0
vs. Navy	21 / 17-3-1	57-410 / 3-57	3-7-0-100 / 2-44	64-510	30:51	113	3	2-20	6-13	5-34.6
WKU	17 / 6-10-1	36-128 / 0-26	23-31-1-241 / 2-26	67-369	31:06	189	4	3-36	3-13	4-39.8
vs. Indiana State	16 / 7-8-1	33-209 / 2-59	14-24-1-227 / 3-70	57-436	28:54	105	1	11-97	4-11	5-39.4
WKU	16 / 7-7-2	37-152 / 1-16	14-24-2-159 / 2-42	61-311	31:28	153	2	11-64	7-15	5-45.6
vs. Arkansas State	24 / 3-21-0	28-25 / 1-19	38-50-0-419 / 2-38	78-444	28:32	99	0	9-91	6-16	3-36.3
WKU	18 / 8-10-0	51-168 / 3-19	17-35-0-222 / 1-34	86-390	36:03	221	1	11-86	10-22	8-43.1
at Middle Tennessee	29 / 10-15-4	41-200 / 2-33	23-48-2-282 / 2-37	89-482	23:57	69	3	4-32	3-12	5-43.0
WKU	17 / 10-3-4	50-204 / 3-23	8-15-0-85 / 0-31	65-289	37:08	64	0	5-35	5-15	6-36.2
at Florida Atlantic	6 / 2-4-1	25-25 / 0-9	12-24-0-96 / 0-17	49-121	22:52	61	0	8-71	2-13	9-36.4
WKU	22 / 12-9-1	44-234 / 5-56	16-19-1-242 / 1-39	63-507	35:43	109	1	8-59	6-10	4-41.0
vs. Louisiana-Lafayette	22 / 4-18-0	21-121 / 1-79	32-52-1-419 / 2-43	73-540	24:17	134	2	7-66	7-15	4-36.8
WKU	19 / 8-10-1	47-128 / 2-25	13-22-1-155 / 2-28	69-283	31:59	102	2	8-66	9-17	5-40.4
at Louisiana-Monroe	30 / 8-18-4	30-91 / 2-23	29-59-1-365 / 2-56	89-456	28:01	104	1	11-76	7-18	5-28.6
WKU	22 / 11-7-4	47-181 / 1-22	8-24-1-143 / 0-43	71-324	35:46	112	2	7-55	5-13	4-36.2
vs. Florida International	8 / 3-3-2	27-52 / 0-10	10-20-1-128 / 0-36	47-180	24:14	89	1	8-70	2-12	5-48.2
WKU										
at LSU										
WKU										
at North Texas										
WKU										
vs. Troy										

The Red Zone

WKU	Opponents	WKU Breakdown by Game	Opponent Breakdown by Game
Trips.....34	26	vs. UK — 1 trips, 1 TD, 0 FG, 100% score	UK — 2 trips, 0 TD, 1 FG, 50% score
TDs.....21	13	vs. Navy — 2 trips, 1 TD, 0 FG, 50% score	Navy — 4 trips, 2 TD, 0 FG, 50% score
FGs.....3	6	vs. ISU — 1 trip, 0 TD, 0 FG, 0% score	ISU — 4 trips, 3 TD, 1 FG, 100% score
Pct. TD..... 61.8	50.0	vs. ASU — 2 trips, 2 TD, 0 FG, 100% score	ASU — 3 trips, 1 TD, 1 FG, 67% score
Pct. Score..... 70.6	73.1	at MTSU — 5 trips, 4 TD, 0 FG, 80% score	MTSU — 6 trips, 2 TD, 2 FG, 67% score
Fumble	0	at FAU — 5 trips, 3 TD, 0 FG, 60% score	FAU — 0 trips, 0 TD, 0 FG, 0% score
INT.....1	2	vs. ULL — 6 trips, 5 TD, 0 FG, 83% score	ULL — 4 trips, 2 TD, 1 FG, 75% score
Missed FG	6	at ULM — 6 trips, 4 TD, 1 FG, 83% score	ULM — 5 trips, 3 TD, 0 FG, 60% score
Downs	2	vs. FIU — 3 trips, 1 TD, 1 FG, 67% score	FIU — 1 trip, 0 TD, 1 FG, 100% score
End Half.....1	1	at LSU —	LSU —
		at UNT —	UNT —
		vs. Troy —	Troy —

2011 WKU Scoring Drives

<i>Opponent</i>	<i>Score</i>	<i>Quarter</i>	<i>Time Remaining</i>	<i>Plays-Yds</i>	<i>TOP</i>	<i>Scoring Play</i>
Kentucky	3-0	1	6:40	7-8	3:27	Casey Tinius, 41, field goal
Navy	7-20	2	7:13	7-71	3:51	Bobby Rainey, 13, run
Navy	14-33	3	4:41	12-86	4:19	Bobby Rainey, 1, run
Indiana State	3-7	2	6:45	7-20	2:57	Jesse Roy, 40, field goal
Indiana State	9-34	3	2:52	2-40	0:37	Kawaun Jakes, 21, pass to Kadeem Jones
Indiana State	16-37	3	0:12	3-60	0:53	Kawaun Jakes, 26, pass to Marcus Vasquez
Arkansas State	7-0	1	8:48	11-81	6:12	Kadeem Jones, 2, run
Arkansas State	14-10	3	2:42	8-66	4:28	Bobby Rainey, 17, pass to Dexter Haynes
Arkansas State	22-19	4	10:10	2-53	0:45	Kawaun Jakes, 42, pass to Bobby Rainey
Middle Tennessee	7-7	1	1:06	11-60	6:31	Kadeem Jones, 1, run
Middle Tennessee	9-13	3	5:40	0-0	—	Team Safety
Middle Tennessee	16-13	3	0:35	4-37	2:07	Bobby Rainey, 10, run
Middle Tennessee	23-16	3	9:10	0-0	—	John Evans, 90, kickoff return
Middle Tennessee	30-23	OT1	—	7-25	—	Kadeem Jones, 1, run
Middle Tennessee	36-33	OT2	—	5-25	—	Kawaun Jakes, 7, pass to Bobby Rainey
Florida Atlantic	6-0	2	8:56	6-49	2:34	Bobby Rainey, 4, run
Florida Atlantic	13-0	4	9:26	10-76	5:26	Kawaun Jakes, 7, run
Florida Atlantic	20-0	4	2:40	5-19	2:38	Bobby Rainey, 1, run
Louisiana-Lafayette	7-0	1	11:39	6-61	3:21	Bobby Rainey, 1, run
Louisiana-Lafayette	14-3	2	14:18	3-36	1:13	Kadeem Jones, 2, run
Louisiana-Lafayette	21-10	2	2:23	12-65	6:05	Kawaun Jakes, 4, pass to Mitchell Henry
Louisiana-Lafayette	28-17	3	0:25	7-94	3:42	Bobby Rainey, 5, run
Louisiana-Lafayette	35-23	4	10:59	6-54	3:13	Kadeem Jones, 1, run
Louisiana-Lafayette	42-23	4	1:09	2-80	0:41	Bobby Rainey, 24, run
Louisiana-Monroe	6-7	2	8:48	6-63	2:42	Kawaun Jakes, 13, pass to Mitchell Henry
Louisiana-Monroe	13-7	2	3:21	7-29	3:43	Kadeem Jones, 1, run
Louisiana-Monroe	20-7	3	2:40	9-80	5:39	Kawaun Jakes, 15, pass to Bobby Rainey
Louisiana-Monroe	28-21	4	0:38	2-9	0:22	Bobby Rainey, 4, run
Louisiana-Monroe	31-28	OT	—	5-18	—	Jesse Roy, 24, field goal
Florida International	7-3	1	5:08	9-71	4:56	Kadeem Jones, 2, run
Florida International	10-9	4	0:00	8-36	1:42	Casey Tinius, 34, field goal

WKU Long Plays (40 yards or more)

WKU

- 75 (KO return) — Antonio Andrews vs. Navy, 9/10
- 41 (KO return) — John Evans vs. Arkansas State, 10/1
- 42-TD (pass) — Kawaun Jakes to Bobby Rainey vs. Arkansas State, 10/1
- 90-TD (KO Return) — John Evans at Middle Tennessee, 10/6
- 56 (rush) — Bobby Rainey vs. Louisiana-Lafayette, 10/22
- 79 (KO Return) — John Evans at Louisiana-Monroe, 10/29
- 43 (pass) — Kawaun Jakes to Rico Brown vs. Florida International, 11/5

2011 Opponent Scoring Drives

<i>Team</i>	<i>Score</i>	<i>Quarter</i>	<i>Time Remaining</i>	<i>Plays-Yds</i>	<i>TOP</i>	<i>Scoring Play</i>
Kentucky	7-3	2	5:46	3-22	1:50	Josh Clemons, 14, run
Kentucky	14-3	4	4:35	5-80	3:21	Morgan Newton, 31, pass to La'Rod King
Navy	6-0	1	13:08	4-61	1:52	John Howell, 50, run
Navy	13-0	1	0:00	4-80	1:34	Kriss Proctor, 44, pass to Matt Aiken
Navy	20-0	2	11:17	5-78	2:12	Kriss Proctor, 27, pass to Brandon Turner
Navy	27-7	2	4:46	5-60	2:18	Aaron Santiago, 4, run
Navy	33-7	3	9:10	3-66	1:26	John Howell, 57, run
Navy	40-14	4	9:51	0-0	0:00	Tra'ves Bush, 49, interception return
Indiana State	7-0	1	8:32	2-74	1:16	Ronnie Fouch, 14, pass to Justin Hilton
Indiana State	14-3	2	5:36	3-60	1:09	Shakir Bell, 46, run
Indiana State	17-3	2	0:00	1-0	0:02	Cory Little, 43, field goal
Indiana State	24-3	3	9:45	6-53	3:28	Ronnie Fouch, 27, pass to Justin Hilton
Indiana State	27-3	3	5:02	7-46	2:52	Cory Little, 42, field goal
Indiana State	34-3	3	3:38	2-12	0:42	Ronnie Fouch, 6, pass to Alex Jones
Indiana State	37-9	3	1:05	6-63	1:47	Cory Little, 35, field goal
Indiana State	44-16	4	7:58	9-80	5:21	Shakir Bell, 13, run
Arkansas State	7-7	2	12:51	14-86	4:40	Dwayne Frampton, 23, pass to Ryan Aplin
Arkansas State	10-7	2	9:40	5-37	1:18	Brian Davis, 26, field goal
Arkansas State	16-14	4	14:53	9-78	4:28	Ryan Aplin, 33, pass to Dwayne Frampton
Arkansas State	19-14	4	11:12	4-0	2:04	Bobby Zalud, 43, field goal
Arkansas State	26-22	4	0:43	9-67	1:56	Derek Lawson, 1, run
Middle Tennessee	7-0	1	7:37	10-69	3:04	Logan Kilgore, 2, run
Middle Tennessee	13-7	3	10:17	4-75	0:53	D.D. Kyles, 25, run
Middle Tennessee	16-16	4	9:23	9-68	2:39	Alan Gendreau, 22, field goal
Middle Tennessee	23-23	4	4:55	15-86	4:15	Logan Kilgore, 8, pass to Anthony Amos
Middle Tennessee	30-30	OT1	—	1-25	—	Logan Kilgore, 25, pass to Sancho McDonald
Middle Tennessee	33-30	OT2	—	6-19	—	Alan Gendreau, 23, field goal
Louisiana-Lafayette	3-7	1	7:08	10-64	4:22	Brett Baer, 22, field goal
Louisiana-Lafayette	10-14	2	13:57	1-79	0:13	Aaron Spikes, 79, run
Louisiana-Lafayette	17-21	2	0:09	9-75	2:05	Blaine Gautier, 2, pass to Ladarius Green
Louisiana-Lafayette	23-28	4	14:21	7-76	0:58	Blaine Gautier, 6, pass to Ladarius Green
Louisiana-Monroe	7-0	2	13:50	8-57	2:00	Mitchell Bailey, 5, run
Louisiana-Monroe	14-20	4	4:49	10-54	2:29	Kolton Browning, 22, pass to Colby Harper
Louisiana-Monroe	21-20	4	1:00	14-94	2:13	Kolton Browning, 6, run
Louisiana-Monroe	28-28	4	0:06	3-77	0:32	Kolton Browning, 7, pass to Anthony McCall
Florida International	3-0	1	11:36	9-72	3:24	Jack Griffin, 40, field goal
Florida International	6-7	1	0:38	8-21	4:16	Jack Griffin, 34, field goal
Florida International	9-7	4	14:56	9-51	3:39	Jack Griffin, 43, field goal

Opponent Long Plays (40 yards or more)

Opponent

- 58 (rush) — Morgan Newton, Kentucky, 9/1
- 50-TD (rush) — John Howell, Navy, 9/10
- 44-TD (pass) — Kriss Proctor to Matt Aiken, Navy, 9/10
- 57-TD (rush) — John Howell, Navy, 9/10
- 49-TD (Interception return) — Tra'ves Bush, Navy, 9/10
- 46 (rush) — Mike Patrick, Navy, 9/10
- 70 (pass) — Ronnie Fouch to Justin Hilton, Indiana State, 9/17
- 65 (INT return) — Larry Carter, Indiana State, 9/17
- 43 (punt return) — Dwayne Frampton, Arkansas State, 10/1
- 79-TD (rush) — Aaron Spikes, Louisiana-Lafayette, 10/22
- 43 (pass) — Blaine Gautier to Darryl Surgent, Louisiana-Lafayette, 10/22
- 44 (KO Return) — Luther Ambrose, Louisiana-Monroe, 10/29
- 56 (pass) — Kolton Browning to Tavarese Maye, Louisiana-Monroe
- 58 (KO Return) — T.Y. Hilton, Florida International, 11/5

Game-Opening Drives

<i>Opponent</i>	<i>WKU</i>				<i>Opponents</i>			
	<i>Pts</i>	<i>1st Dns</i>	<i>Yds</i>	<i>Res</i>	<i>Pts</i>	<i>1st Dns</i>	<i>Yds</i>	<i>Res</i>
vs. Kentucky	0	1	10	Punt	0	0	1	Punt
vs. Navy.....	0	1	15	Punt	6	2	61	TD
vs. Indiana State.....	0	0	8	Punt	0	1	10	Punt
vs. Arkansas State.....	7	4	81	TD	0	3	63	Missed FG
at Middle Tennessee.....	0	3	47	Missed FG	7	5	69	TD
at Florida Atlantic.....	0	0	4	Punt	0	1	20	Downs
vs. Louisiana-Lafayette.....	7	3	61	TD	3	3	64	FG
at Louisiana-Monroe.....	0	3	27	Punt	0	3	62	Missed FG
vs. Florida International.....	0	1	11	Punt	3	2	61	FG
at LSU								
at North Texas								
vs. Troy								

Second Half-Opening Drives

<i>Opponent</i>	<i>WKU</i>				<i>Opponents</i>			
	<i>Pts</i>	<i>1st Dns</i>	<i>Yds</i>	<i>Res</i>	<i>Pts</i>	<i>1st Dns</i>	<i>Yds</i>	<i>Res</i>
vs. Kentucky	0	1	16	INT	0	0	-5	Punt
vs. Navy.....	0	0	2	INT	0	1	20	Downs
vs. Indiana State.....	0	1	29	Fumble	7	3	53	TD
vs. Arkansas State.....	0	1	15	INT	0	0	7	Punt
at Middle Tennessee.....	0	1	20	Punt	0	1	13	Punt
at Florida Atlantic.....	0	0	9	Punt	0	0	8	Punt
vs. Louisiana-Lafayette.....	0	0	5	Punt	0	1	23	Punt
at Louisiana-Monroe.....	7	3	80	TD	0	4	58	Missed FG
vs. Florida International.....	0	0	9	Punt	0	2	34	Downs
at LSU								
at North Texas								
vs. Troy								

Three-and-Out

	<i>WKU</i>	<i>Opponent</i>
	<i>Drives/3-and-Out</i>	<i>Drive/3-and-Out</i>
vs. Kentucky	14 / 4	14 / 5
vs. Navy.....	16 / 4	16 / 3
vs. Indiana State.....	14 / 3	15 / 2
vs. Arkansas State.....	12 / 3	12 / 2
at Middle Tennessee.....	18 / 5	18 / 3
at Florida Atlantic.....	12 / 4	13 / 6
vs. Louisiana-Lafayette.....	12 / 2	12 / 2
at Louisiana-Monroe.....	15 / 3	14 / 3
vs. Florida International.....	11 / 2	10 / 4
at LSU		
at North Texas		
vs. Troy		


Third-Down Conversions By Game

	<i>WKU</i>	<i>Opponent</i>
	<i>Conv. / Perc.</i>	<i>Conv. / Perc.</i>
vs. Kentucky	6-18 / .333	3-13 / .231
vs. Navy.....	6-15 / .400	6-13 / .462
vs. Indiana State.....	4-11 / .364	3-13 / .231
vs. Arkansas State.....	7-15 / .467	6-16 / .375
at Middle Tennessee.....	10-22 / .455	3-12 / .250
at Florida Atlantic.....	5-15 / .333	2-13 / .154
vs. Louisiana-Lafayette.....	6-10 / .600	7-15 / .467
at Louisiana-Monroe.....	9-17 / .529	7-18 / .389
vs. Florida International.....	5-13 / .385	2-12 / .167
at LSU		
at North Texas		
vs. Troy		

Third-Down Conversions By Quarter

	<i>1</i>	<i>2</i>	<i>3</i>	<i>4</i>	<i>OT</i>	<i>Total</i>
WKU	13-29	20-44	12-30	10-31	2-3	57-138
Percentage	44.8	45.5	40.0	32.3	66.7	41.3
Opponents	9-27	8-28	6-29	17-38	0-1	40-123
Percentage	33.3	28.6	20.7	44.7	0.0	32.5

2011 Game Recaps



GAME ONE

Kentucky 14, WKU 13
 Sept. 1, 2011 • Nashville, Tenn.
 L.P. Field
 (24,599 attendance)

	1	2	3	4	Final
Kentucky	0	7	0	7	14
WKU	3	0	0	0	3

Nashville, Tenn. — Josh Clemons scored on a 14-yard touchdown run, and Morgan Newton shook off three interceptions in throwing a 31-yard TD pass to LaRod King in helping the Wildcats beat WKU 14-3 on Sept. 1.

Kentucky had only 75 yards total offense through the first three quarters before Newton drove them 80 yards late in the fourth to put away the victory. The Hilltoppers were the home team in this game played at the home of the NFL's Tennessee Titans.

Winston Guy had an interception that set up Clemons' TD run on a night when the Wildcats struggled with at least six three-and-outs on offense. They struggled to beat a team they routed 63-28 last season with backups getting plenty of playing time.

Kentucky had six starters back, including four on the offensive line, from a team that reached a fifth straight bowl last season. It didn't help as the Wildcats' line got pushed around all night. Kentucky struggled to get its offense going early with Newton settling in at quarterback with the departure of Mike Hartline.

But the Wildcats led 7-3 at halftime despite being outgained 101-35 in total offense and 234-190 for the game.

The Hilltoppers also sacked Newton three times, and the Kentucky quarterback had at least three passes dropped by receivers.

Newton got going just in time, shaking off two interceptions in the fourth quarter, the last with 9:40 left and Kentucky driving. Newton's pass bounced off an official's left arm and Wildcats guard Stuart Hines before going to WKU defensive end Jared Clendenin.

Facing third-and-14 at the Kentucky 16, Newton ran up the middle for 58 yards in the game's longest play before being dragged down. He then found King wide open for a TD with 4:35 left.

The offenses struggled so much that the punters had the best plays most of the game. Ryan Tydlacka had a 59-yard punt for Kentucky that pinned the Hilltoppers deep, while Hendrix Brakefield had a 58-yarder for WKU.

WKU held the ball for 34 minutes, and Bobby Rainey ran for 105 yards, his sixth straight game with at least 100 yards rushing.

	UK	WKU
First Downs.....	11	13
Rush-Pass-Pen.....	4-3-4	8-4-1
Rush Atts-Net Yards.....	33-93	42-141
Net Yards Passing.....	97	93
Comp-Att-Int.....	7-18-3	9-27-4
Total Plays-Net Yards.....	51-190	69-234
Avg. Gain Per Play.....	3.7	3.4
Fumbles-Lost.....	1-0	0-0
Penalties-Yards.....	7-60	12-120
Interceptions-Yards.....	4-10	3-0
Punts-Average.....	7-47.1	8-44.6
Punt Returns-Yards.....	3-(-6)	2-9
Kickoff Returns-Yards.....	2-26	2-35
Possession Time.....	26:00	34:00
Third-Down Conversions.....	3-13	6-18

Scoring Summary

Team	No. of Plays	Total Yards	Drive Time	Type of Score	Score Qtr/Time	Scoring Play
WKU	7	8	3:27	FG	1/6:40	Tinius, 41, field goal
UK	3	22	1:55	TD	2/5:46	Clemons, 14, run
UK	5	80	3:21	TD	4/4:35	Newton, 31, pass to King



GAME TWO

Navy 40, WKU 14
 Sept. 10, 2011 • Bowling Green, Ky.
 Houchens-Smith Stadium
 (19,409 attendance)

	1	2	3	4	Final
Navy	13	14	6	7	40
WKU	0	7	7	0	14

Bowling Green, Ky. — Four players scored touchdowns as Navy defeated WKU 40-14 Saturday night.

The Midshipmen (2-0) proved they have play-makers who can step in against the Hilltoppers (0-2), starting with John Howell.

He ripped off a 50-yard touchdown run on the game's fifth play during a quick, violent downpour that hit with the kickoff. And early in the second half he scored on a weaving, 57-yard run that gave Navy a 26-point lead.

And when the Hilltoppers focused on the run, quarterback Kriss Proctor floated scoring passes of 44 yards to Matt Aiken and 27 yards to Brandon Turner over a hard-biting defense to give the Midshipmen a 20-0 lead early in the second quarter.

It wasn't perfect in sloppy conditions, but Navy's triple option was nevertheless dominating. Asked what was working against his defense, which gave up 410 yards rushing and 510 total, WKU coach Willie Taggart had a simple answer: "Everything."

"You see it on film and I think you take it for granted until you see it for real. It's top-notch."

WKU's Bobby Rainey became the sixth Hilltoppers running back to reach 3,000 yards rushing in his career while leading a brief first-half rally, scoring from 13 yards on the next drive. But Santiago answered by capping off Navy's fifth quick-strike scoring drive of five or fewer plays in the first half.

It was Rainey's seventh straight 100-yard rushing game -- he finished with 131 -- and he can tie the school record next week against Indiana State.

The Hilltoppers' inability to come up with any other offense besides Rainey did them in again, however. Rainey was mostly hemmed in when the game was close except on WKU's first scoring drive when he rushed for 50 of the Hilltoppers' 71 yards, then tightroped down the left sideline before a scoring dive that just caught the pylon. He added a 1-yard scoring dive late in the third quarter.


Howell finished with 113 yards rushing and Proctor, who entered the game with 12 career passes, completed 3 of 6 for 100 yards in the first half and attempted only one more in the second half. He was held below 100 yards rushing for the first time in his career as a starter, though.

	Navy	WKU
First Downs.....	21	14
Rush-Pass-Pen.....	17-3-1	6-7-1
Rush Atts-Net Yards.....	57-410	32-124
Net Yards Passing.....	100	153
Comp-Att-Int.....	3-7-0	19-33-2
Total Plays-Net Yards.....	64-510	65-277
Avg. Gain Per Play.....	8.0	4.3
Fumbles-Lost.....	5-3	5-3
Penalties-Yards.....	2-20	3-36
Interceptions-Yards.....	2-49	0-0
Punts-Average.....	5-173	6-264
Punt Returns-Yards.....	1-(-1)	0-0
Kickoff Returns-Yards.....	3-65	7-229
Possession Time.....	30:51	29:09
Third-Down Conversions.....	6-13	6-15

Scoring Summary

Team	No. of Plays	Total Yards	Drive Time	Type of Score	Score Qtr/Time	Scoring Play
Navy	4	61	1:52	TD	1/13:08	Howell, 50, run
Navy	4	80	1:34	TD	1/0:00	Proctor, 44, pass to Aiken
Navy	5	78	2:12	TD	2/11:17	Proctor, 27, pass to Turner
WKU	7	71	3:51	TD	2/7:13	Rainey, 13, run
Navy	5	60	2:18	TD	2/4:46	Santiago, 4, run
Navy	3	66	1:26	TD	3/9:10	Howell, 57, run
WKU	12	86	4:19	TD	3/4:41	Rainey, 1, run
Navy	-	-	-	TD	4/9:51	Bush, 49, interception return

2011 Game Recaps



GAME THREE

Indiana State 44, WKU 16
 Sept. 17, 2011 • Bowling Green, Ky.
 Houchens-Smith Stadium
 (15,793 attendance)

	1	2	3	4	Final
Indiana State	7	10	20	7	44
WKU	0	3	13	0	16

Bowling Green, Ky. — Ronnie Fouch threw for three touchdowns Saturday night in Indiana State's 44-16 win over WKU.

Indiana State (2-1) never trailed after Fouch found Justin Hilton from 14 yards out in the first quarter. Fouch, the former backup to Jake Locker at Washington, finished 14 of 24 for 227 yards with one interception.

The victory was the Sycamores' first over a Football Bowl Subdivision opponent since 2001. Indiana State hadn't won a nonconference road game since 2004.

Shakir Bell paced the Sycamores' ground attack with 221 yards on 25 carries, including a 46-yard touchdown in the second quarter. Kicker Corey Little made all three of his field goals.

Running back Bobby Rainey tied a school record for WKU (0-3) with his eighth straight 100-yard rushing game. Rainey had 105 yards on 23 carries.

	ISU	WKU
First Downs.....	16	17
Rush-Pass-Pen.....	7-8-1	6-10-1
Rush Atts-Net Yards.....	33-209	36-128
Net Yards Passing.....	227	241
Comp-Att-Int.....	14-24-1	23-31-1
Total Plays-Net Yards.....	57-436	67-369
Avg. Gain Per Play.....	7.6	5.5
Fumbles-Lost.....	1-0	4-3
Penalties-Yards.....	11-97	3-36
Interceptions-Yards.....	1-65	1-24
Punts-Average.....	5-39.4	4-39.8
Punt Returns-Yards.....	2-6	2-9
Kickoff Returns-Yards.....	2-34	7-156
Possession Time.....	28:54	31:06
Third-Down Conversions.....	4-11	3-13

Scoring Summary

Team	No. of Plays	Total Yards	Drive Time	Type of Score	Score Qtr/Time	Scoring Play
ISU	2	74	1:16	TD	1/8:32	Fouch, 14, pass to Hilton
WKU	7	20	2:57	FG	2/6:45	Roy, 40, field goal
ISU	3	60	1:09	TD	2/5:36	Bell, 46, run
ISU	1	0	0:02	FG	2/0:00	Little, 43, field goal
ISU	6	53	3:28	TD	3/9:45	Fouch, 27, pass to Hilton
ISU	7	46	2:52	FG	3/5:02	Little, 42, field goal
ISU	2	12	0:42	TD	3/3:38	Fouch, 6, pass to Jones
WKU	2	40	2:52	TD	3/2:52	Jakes, 21, pass to Jones
ISU	6	63	1:47	FG	3/1:05	Little, 35, field goal
WKU	3	60	0:53	TD	3/0:12	Jakes, 26, pass to Vasquez
ISU	9	80	5:21	TD	4/7:58	Bell, 13, run



GAME FOUR

Arkansas State 26, WKU 22
 Oct. 1, 2011 • Bowling Green, Ky.
 Houchens-Smith Stadium
 (10,813 attendance)

	1	2	3	4	Final
Arkansas State	0	10	0	16	26
WKU	7	0	7	8	22

Bowling Green, Ky. — Ryan Aplin went 37 of 49 for 396 yards and a touchdown and Derek Lawson scored from a yard out with 43 seconds to go Saturday as Arkansas State defeated WKU 26-22.

The Red Wolves turned WKU over on downs with 3 minutes left in the fourth quarter and put together a nine-play, 67-yard drive to cap the win.

Bobby Rainey threw for a touchdown and received another to lead WKU. He also rushed for 86 yards.

Aplin's top targets were Dwayne Frampton with 126 receiving yards and Josh Jarboe with 112.

Arkansas State, which avenged a 36-35 loss to the Hilltoppers last season, came into the game leading the Sun Belt in rushing but finished with a combined 25 yards on 28 attempts.

	ASU	WKU
First Downs.....	24	16
Rush-Pass-Pen.....	3-21-0	7-7-2
Rush Atts-Net Yards.....	28-25	37-152
Net Yards Passing.....	419	159
Comp-Att-Int.....	38-50-0	14-24-2
Total Plays-Net Yards.....	78-444	61-311
Avg. Gain Per Play.....	5.7	5.1
Fumbles-Lost.....	0-0	1-0
Penalties-Yards.....	9-91	11-64
Interceptions-Yards.....	2-3	0-0
Punts-Average.....	3-36.3	5-45.6
Punt Returns-Yards.....	3-50	1-18
Kickoff Returns-Yards.....	3-46	6-135
Possession Time.....	28:32	31:28
Third-Down Conversions.....	6-16	7-15

Scoring Summary

Team	No. of Plays	Total Yards	Drive Time	Type of Score	Score Qtr/Time	Scoring Play
WKU	11	81	6:12	TD	1/8:48	Jones, 2, run
ASU	14	86	4:40	TD	2/12:51	Frampton, 23, pass to Aplin
ASU	5	37	1:18	FG	2/9:40	Davis, 26, field goal
WKU	8	66	4:28	TD	3/2:42	Rainey, 17, pass to Haynes
ASU	9	78	2:43	TD	4/14:53	Aplin, 33, pass to Frampton
ASU	4	0	2:04	FG	4/11:12	Zalud, 43, field goal
WKU	2	53	0:45	TD	4/10:10	Jakes, 42, pass to Rainey
ASU	9	67	1:56	TD	4/0:43	Lawson, 1, run

2011 Game Recaps



GAME FIVE

WKU 36, Middle Tennessee 33 (2OT)
 Oct. 6, 2011 • Murfreesboro, Tenn.
 Floyd Field
 (23,307 attendance)

	1	2	3	4	OT1	OT2	Final
WKU	7	0	9	7	7	6	36
MTSU	7	0	6	10	7	3	33

Murfreesboro, Tenn. — Kawaun Jakes threw a 7-yard touchdown pass to Bobby Rainey in the second overtime to give WKU a 36-33 victory over Middle Tennessee on Thursday night.

Rainey, the Sun Belt Conference rushing leader, ran for 146 yards and a touchdown and caught six passes for 57 yards for the Hilltoppers (1-4, 1-1). Jakes completed 17 of 34 passes for 222 yards.

Logan Kilgore was 23 of 47 for 282 yards and two touchdowns for Middle Tennessee (1-3, 0-2). William Pratcher ran for 106 yards, and D.D. Kyles gained 96 yards and scored a touchdown.

After Middle Tennessee's Alan Gendreau made a 22-yard field goal to tie it at 16, Josh Evans returned the kickoff 90 yards for a touchdown for WKU to make it 23-16.

Middle Tennessee answered with Kilgore connecting with Anthony Amos on an 8-yard, fourth-down touchdown pass with 4:55 left. WKU had a chance to win in regulation, but Shubert Bastien blocked Casey Tinius' 46-yard field goal attempt as time ran out.

In overtime, Kadeem Jones scored the second of his two touchdowns on a 1-yard run for WKU.


Middle Tennessee answered with Kilgore's 25-yard TD pass to Sancho McDonald.

In the second overtime, Middle Tennessee settled for Gendreau's 23-yard field goal.

	WKU	MTSU
First Downs.....	18	29
Rush-Pass-Pen.....	8-10-0	10-15-4
Rush Atts-Net Yards.....	51-168	41-200
Net Yards Passing.....	222	282
Comp-Att-Int.....	17-35-0	23-48-2
Total Plays-Net Yards.....	86-390	89-482
Avg. Gain Per Play.....	4.5	5.4
Fumbles-Lost.....	1-1	1-1
Penalties-Yards.....	11-86	4-32
Interceptions-Yards.....	2-18	0-0
Punts-Average.....	8-43.1	5-43.0
Punt Returns-Yards.....	2-11	2-1
Kickoff Returns-Yards.....	6-192	4-68
Possession Time.....	36:03	23:57
Third-Down Conversions.....	10-22	3-12

Scoring Summary

Team	No. of Plays	Total Yards	Drive Time	Type of Score	Score Qtr/Time	Scoring Play
MTSU	10	69	3:04	TD	1/7:37	Kilgore, 2, run
WKU	11	60	6:31	TD	1/1:06	Jones, 1, run
MTSU	4	75	0:53	TD	3/10:17	Kyles, 25, run
WKU	-	-	-	Saf	3/5:40	Team Safety
WKU	4	37	2:07	TD	3/0:35	Rainey, 10, run
MTSU	9	68	2:39	FG	4/9:23	Gendreau, 22, field goal
WKU	-	-	-	TD	4/9:10	Evans, 90, kickoff return
MTSU	15	86	4:15	TD	4/4:55	Kilgore, 8, pass to Amos
WKU	7	25	-	TD	OT1	Jones, 1, run
MTSU	1	25	-	TD	OT1	Kilgore, 25, pass to McDonald
MTSU	6	19	-	FG	OT2	Gendreau, 23, field goal
WKU	5	25	-	TD	OT2	Jakes, 7, pass to Rainey



GAME SIX

WKU 20, Florida Atlantic 0
 Oct. 15, 2011 • Boca Raton, Fla.
 FAU Stadium
 (29,103 attendance)

	1	2	3	4	Final
WKU	0	6	0	14	20
Florida Atlantic	0	0	0	0	0

Boca Raton, Fla. — Bobby Rainey rushed for 131 yards and two touchdowns Saturday as WKU played the role of spoiler by winning the first game in Florida Atlantic's new on-campus stadium, 20-0.

The game drew a near-sellout crowd in the 30,000-seat, \$70 million stadium, but the winless Owls' offense gave fans little to cheer about. Florida Atlantic (0-6, 0-3 Sun Belt Conference) totaled only 121 yards and six first downs.

Rainey scored the first points in the stadium on a 4-yard run in the second quarter for WKU (2-4, 2-1). He added a 1-yard run following a blocked punt for the final touchdown.


Florida Atlantic sputtered with quarterback David Kooi making his first career start in place of an injured Graham Wilbert.

	WKU	FAU
First Downs.....	17	6
Rush-Pass-Pen.....	10-3-4	2-4-0
Rush Atts-Net Yards.....	50-204	25-25
Net Yards Passing.....	85	96
Comp-Att-Int.....	8-15-0	12-24-0
Total Plays-Net Yards.....	289	121
Avg. Gain Per Play.....	4.4	2.5
Fumbles-Lost.....	0-0	0-0
Penalties-Yards.....	5-35	8-71
Interceptions-Yards.....	0-0	0-0
Punts-Average.....	6-36.2	9-36.4
Punt Returns-Yards.....	6-64	3-4
Kickoff Returns-Yards.....	0-0	3-57
Possession Time.....	37:08	22:52
Third-Down Conversions.....	5-15	2-13

Scoring Summary

Team	No. of Plays	Total Yards	Drive Time	Type of Score	Score Qtr/Time	Scoring Play
WKU	6	49	2:34	TD	2/8:56	Rainey, 4, run
WKU	10	76	5:26	TD	4/9:26	Jakes, 7, run
WKU	5	19	2:38	TD	4/2:40	Rainey, 1, run

2011 Game Recaps



GAME SEVEN

WKU 42, Louisiana-Lafayette 23
 Oct. 22, 2011 • Bowling Green, Ky.
 Houchens-Smith Stadium
 (15,122 attendance)

	1	2	3	4	Final
UL Lafayette	3	14	0	6	23
WKU	7	14	7	14	42

Bowling Green, Ky. — WKU snapped an 18-game home losing streak behind Bobby Rainey's career-high three touchdowns and 206 rushing yards in a 42-23 win over Louisiana-Lafayette on Saturday.

The Hilltoppers (3-4, 3-1 Sun Belt Conference) led the entire way after Rainey scored from 1 yard out on their opening drive. Rainey erased any doubt for a win when he broke a 24-yard touchdown with 1:09 to play for the final margin.

Kadeem Jones added two touchdowns for the Hilltoppers, and Kawaun Jakes went 15 of 18 for 242 yards with a touchdown and an interception.

The Ragin' Cajuns (6-2, 4-1) hadn't lost since their season-opener against Oklahoma State, while the Hilltoppers have notched wins in each of their last three games.


Blaine Gautier led Louisiana-Lafayette, going 32 of 51 for 419 yards and two touchdowns through the air.

It was WKU's first home victory over a Football Bowl Subdivision opponent.

	ULL	WKU
First Downs.....	22	22
Rush-Pass-Pen.....	4-18-0	12-9-1
Rush Atts-Net Yards.....	21-121	44-234
Net Yards Passing.....	419	273
Comp-Att-Int.....	32-52-1	16-19-1
Total Plays-Net Yards.....	73-540	63-507
Avg. Gain Per Play.....	7.4	8.0
Fumbles-Lost.....	1-1	0-0
Penalties-Yards.....	7-66	8-59
Interceptions-Yards.....	1-11	1-0
Punts-Average.....	4-36.8	4-41.0
Punt Returns-Yards.....	3-13	1-0
Kickoff Returns-Yards.....	7-110	5-109
Possession Time.....	24:17	35:43
Third-Down Conversions.....	7-15	6-10

Scoring Summary

Team	No. of Plays	Total Yards	Drive Time	Type of Score	Score Qtr/Time	Scoring Play
WKU	6	61	3:21	TD	1/11:39	Rainey, 1, run
ULL	10	64	4:22	FG	1/7:08	Baer, 22, field goal
WKU	3	36	1:13	TD	2/14:18	Jones, 2, run
ULL	1	79	0:13	TD	2/13:57	Spikes, 79, run
WKU	12	65	6:05	TD	2/2:23	Jakes, 4, pass to Henry
ULL	9	75	2:05	TD	2/0:09	Gautier, 2, pass to Green
WKU	7	94	3:42	TD	3/0:25	Rainey, 5, run
ULL	7	76	0:58	TD	4/14:21	Gautier, 6, pass to Green
WKU	6	54	3:13	TD	4/10:59	Jones, 1, run
WKU	2	80	0:41	TD	4/1:09	Rainey, 24, run



GAME EIGHT

WKU 31, Louisiana-Monroe 28 (OT)
 Oct. 29, 2011 • Monroe, La.
 Malone Stadium
 (13,428 attendance)

	1	2	3	4	OT1	Final
WKU	0	13	7	8	3	31
MTSU	0	7	0	21	0	28

Monroe, La. — Jesse Roy kicked a 24-yard field goal in overtime and WKU held on for a 31-28 victory over Louisiana-Monroe after the teams combined for 22 points in a wild final minute of regulation Saturday.

The Warhawks scored 21 fourth-quarter points, starting with Koltan Browning's 22-yard TD pass to Colby Harper with 4:49 remaining. Browning scored on a 6-yard run with 1 minute left for a 21-20 Louisiana-Monroe lead.

The Hilltoppers (4-4, 4-1 Sun Belt Conference) answered 22 seconds later on a 4-yard touchdown run by Bobby Rainey, set up by John Evans' 79-yard kickoff return. Kawaun Jakes connected with Boe Brand for the two-point conversion to make up for a blocked kick on WKU's first TD.

The Warhawks quickly covered 77 yards, with Browning hitting Anthony McCall for a 7-yard TD with 6 seconds left, forcing overtime.

Louisiana-Monroe (2-6, 1-3) had the first possession in overtime, but Browning was intercepted at the goal line by Derrius Brooks, who got in front of Je'Ron Hamm.

WKU has won four games in a row for the first time since 2005. The Warhawks won the previous two games in the series by a combined eight points.

"Our guys kept fighting the whole way and never gave up," Hilltoppers coach Willie Taggart said. "In the past, the end of this game might have been a situation where we folded, but that shows the growth and progress of our football team to go out and get the win."

Jakes threw two TD passes -- 13 yards to Mitchell Henry and 15 yards to Rainey -- and Kadeem Jones scored on a 1-yard run to stake the Hilltoppers to a 20-7 lead with 2:40 left in the third quarter.

Rainey, who came in averaging 130 yards per game, rushed for 104 yards and a touchdown on 30 carries and caught four passes for 47 yards and one score.

Jakes was 13 of 22 for 155 yards and two touchdowns with one interception.

Browning finished 29 of 59 for 365 yards -- all season highs -- as Louisiana Monroe outgained WKU 456 to 283 in total offense.

	WKU	ULM
First Downs.....	19	30
Rush-Pass-Pen.....	8-10-1	8-18-4
Rush Atts-Net Yards.....	47-128	30-91
Net Yards Passing.....	155	365
Comp-Att-Int.....	13-22-1	29-59-1
Total Plays-Net Yards.....	69-283	89-456
Avg. Gain Per Play.....	4.1	5.1
Fumbles-Lost.....	1-1	0-0
Penalties-Yards.....	8-66	11-76
Interceptions-Yards.....	1-0	1-0
Punts-Average.....	5-40.4	5-28.6
Punt Returns-Yards.....	3-4	1-10
Kickoff Returns-Yards.....	2-98	5-94
Possession Time.....	31:59	28:01
Third-Down Conversions.....	9-17	7-18

Scoring Summary

Team	No. of Plays	Total Yards	Drive Time	Type of Score	Score Qtr/Time	Scoring Play
ULM	8	57	2:00	TD	2/13:50	Bailey, 5, run
WKU	6	63	2:42	TD	2/8:48	Jakes, 13, pass to Henry
WKU	7	29	3:43	TD	2/3:21	Jones, 1, run
WKU	9	80	5:39	TD	3/2:40	Jakes, 15, pass to Rainey
ULM	10	54	2:29	TD	4/4:49	Browning, 22, pass to Harper
ULM	14	94	2:13	TD	4/1:00	Browning, 6, run
WKU	2	9	0:22	TD	4/0:38	Rainey, 4, run
ULM	3	77	0:32	TD	4/0:06	Browning, 7, pass to McCall
WKU	5	18	-	TD	OT	Roy, 24, field goal

2011 Game Recaps



GAME NINE WKU 10, Florida International 9 Nov. 5, 2011 • Bowling Green, Ky. Houchens-Smith Stadium (15,293 attendance)

	1	2	3	4	Final
FIU	6	0	0	3	9
WKU	7	0	0	3	10

Bowling Green, Ky. — Casey Tinius hit a 34-yard field goal as time expired and WKU extended its winning streak to five games with a 10-9 win over Florida International on Saturday.

The Hilltoppers (5-4, 5-1 Sun Belt Conference) overcame three kicking blunders before Tinius hit the game winner, including a blocked kick, botched snap and missed field goal by Jesse Roy.

"When it was time for (Tinius) to go out, I was confident," WKU coach Willie Taggart said. "After everything we'd been through - the way the field goals were going during the game - there was no way he could miss that ball."

"That one's been a long time coming for me," said a teary-eyed Tinius. "Obviously it's not secret - everybody in here knows it hasn't been going well for me the last couple years. That's not going to erase everything, but it's a good stepping stone for me to move ahead from here."

Jack Griffin went 3 of 3 on field goals for Florida International, including a 43-yarder that gave the Golden Panthers (5-4, 2-3) a 9-7 lead on the first play of the fourth quarter.

After Griffin's kick gave Florida International the lead, WKU saw two offensive drives end in a punt and another by interception.

The Hilltoppers regained possession at their own 47-yard line with 1:42 to play. Facing third-and-10, Kawaun Jakes made a 12-yard connection with Bobby Rainey, and Florida International added 15 more yards on a personal foul penalty.

Tinius marched on for his field goal five plays later.

"I believe in our guys, and that's why you see us keep lining up to take field goals," Taggart said.

WKU's Kadeem Jones scored the game's only touchdown on a 2-yard rush in the first quarter, capping a nine-play, 71-yard drive.

Rainey eclipsed 4,000 career rushing yards with 155 yards on 28 carries to lead WKU, while Jakes finished 8 of 24 for 143 yards.

The Hilltoppers outgained the Golden Panthers 324-180 on offense as Wesley Carroll finished 10 of 20 for 128 yards and was sacked twice.

WKU didn't give up a touchdown for the second time this season and held star receiver T.Y. Hilton to two receptions for 32 yards.

Linebacker Andrew Jackson said the Hilltoppers "finally buckled in and played all four quarters."

With the win, WKU moved above .500 for the first time since completing a transition to the Football Bowl Subdivision in 2009.

	FIU	WKU
First Downs.....	8	22
Rush-Pass-Pen.....	3-3-2	11-7-4
Rush Atts-Net Yards	27-52	47-181
Net Yards Passing	128	143
Comp-Att-Int.....	10-20-1	8-24-1
Total Plays-Net Yards	47-180	71-324
Avg. Gain Per Play.....	3.8	4.6
Fumbles-Lost.....	1-0	2-1
Penalties-Yards	8-70	7-55
Interceptions-Yards.....	1-15	1-27
Punts-Average.....	5-48.2	4-36.2
Punt Returns-Yards	0-0	1-5
Kickoff Returns-Yards.....	2-74	4-80
Possession Time	24:14	35:46
Third-Down Conversions.....	2-12	5-13

Scoring Summary

Team	No. of Plays	Total Yards	Drive Time	Type of Score	Score Qtr/Time	Scoring Play
FIU	9	72	3:24	FG	1/11:36	Griffin, 40, field goal
WKU	9	71	4:56	TD	1/5:08	Jones, 2, run
FIU	8	21	4:16	FG	1/0:38	Griffin, 34, field goal
FIU	9	51	3:39	FG	4/14:56	Griffin, 43, field goal
WKU	8	36	1:42	FG	4/0:00	Tinius, 34, field goal

The Automated ScoreBook
WKU Overall Team Statistics (as of Nov 05, 2011)
All games

Team Statistics	WKU	OPP
SCORING	194	217
Points Per Game	21.6	24.1
FIRST DOWNS	158	167
Rushing	76	58
Passing	67	93
Penalty	15	16
RUSHING YARDAGE	1460	1232
Yards gained rushing	1697	1520
Yards lost rushing	237	288
Rushing Attempts	386	293
Average Per Rush	3.8	4.2
Average Per Game	162.2	136.9
TDs Rushing	17	12
PASSING YARDAGE	1524	2127
Comp-Att-Int	127-230-12	170-304-9
Average Per Pass	6.6	7.0
Average Per Catch	12.0	12.5
Average Per Game	169.3	236.3
TDs Passing	8	14
TOTAL OFFENSE	2984	3359
Total Plays	616	597
Average Per Play	4.8	5.6
Average Per Game	331.6	373.2
KICK RETURNS: #-Yards	39-1034	31-574
PUNT RETURNS: #-Yards	18-120	18-77
INT RETURNS: #-Yards	9-69	12-153
KICK RETURN AVERAGE	26.5	18.5
PUNT RETURN AVERAGE	6.7	4.3
INT RETURN AVERAGE	7.7	12.8
FUMBLES-LOST	13-9	10-5
PENALTIES-Yards	68-557	67-583
Average Per Game	61.9	64.8
PUNTS-Yards	50-2081	48-1897
Average Per Punt	41.6	39.5
Net punt average	38.1	36.2
TIME OF POSSESSION/Game	33:36	26:24
3RD-DOWN Conversions	57/138	40/123
3rd-Down Pct	41%	33%
4TH-DOWN Conversions	3/10	8/15
4th-Down Pct	30%	53%
SACKS BY-Yards	24-178	16-106
MISC YARDS	0	41
TOUCHDOWNS SCORED	26	27
FIELD GOALS-ATTEMPTS	4-15	11-17
ON-SIDE KICKS	0-0	0-0
RED-ZONE SCORES	(24-34) 71%	(19-26) 73%
RED-ZONE TOUCHDOWNS	(21-34) 62%	(13-26) 50%
PAT-ATTEMPTS	(20-23) 87%	(22-26) 85%
ATTENDANCE	101029	65838
Games/Avg Per Game	6/16838	3/21946
Neutral Site Games		0/0

Score by Quarters	1st	2nd	3rd	4th	OT	Total
WKU	31	43	50	54	16	194
Opponents	36	62	32	77	10	217

The Automated ScoreBook
WKU Overall Individual Statistics (as of Nov 05, 2011)
All games

Rushing	g	att	gain	loss	net	avg	td	lg	avg/g
Rainey, Bobby	9	261	1256	87	1169	4.5	9	56	129.9
Jakes, Kawaun	9	55	207	102	105	1.9	1	16	11.7
Simpson, K.	5	21	77	3	74	3.5	0	18	14.8
Jones, Kadeem	9	20	56	0	56	2.8	7	11	6.2
Evans, John	9	8	48	5	43	5.4	0	22	4.8
Andrews, A.	6	14	45	9	36	2.6	0	8	6.0
Doughty, B.	2	2	8	10	-2	-1.0	0	8	-1.0
TEAM	5	3	0	3	-3	-1.0	0	0	-0.6
Brown, Rico	9	1	0	8	-8	-8.0	0	0	-0.9
Beard, Ryan	9	1	0	10	-10	-10.0	0	0	-1.1
Total	9	386	1697	237	1460	3.8	17	56	162.2
Opponents	9	293	1520	288	1232	4.2	12	79	136.9

Passing	g	effic	comp	att	in	pct	yds	td	lg	avg/g
Jakes, Kawaun	9	11.31	112	205	11	54.6	1370	7	43	152.2
Doughty, B.	2	90.47	13	22	1	59.1	106	0	21	53.0
Rainey, Bobby	9	466.60	2	2	0	100.	48	1	31	5.3
Brown, J.	6	0.00	0	1	0	0.0	0	0	0	0.0
Total	9	111.92	127	230	12	55.2	1524	8	43	169.3
Opponents	9	123.97	170	304	9	55.9	2127	14	70	236.3

Receiving	g	no.	yds	avg	td	lg	avg/g
Doyle, Jack	9	32	380	11.9	0	39	42.2
Rainey, Bobby	9	30	298	9.9	3	42	33.1
Brand, Boe	9	14	140	10.0	0	25	15.6
Brown, Rico	9	11	169	15.4	0	43	18.8
Vasquez, Marcus	3	11	134	12.2	1	26	44.7
Jones, Kadeem	9	8	86	10.8	1	21	9.6
Haynes, Dexter	5	6	102	17.0	1	35	20.4
German, Joel	8	6	67	11.2	0	21	8.4
Henry, Mitchell	8	5	87	17.4	2	31	10.9
Murphree, Jim	9	2	26	13.0	0	13	2.9
Wallace, Ryan	9	1	18	18.0	0	18	2.0
Baisch, Nick	9	1	17	17.0	0	17	1.9
Total	9	127	1524	12.0	8	43	169.3
Opponents	9	170	2127	12.5	14	70	236.3

Punt Returns	no.	yds	avg	td	lg
Evans, John	14	87	6.2	0	39
Andrews, A.	3	27	9.0	0	18
Boyd, Xavius	1	6	6.0	0	0
Total	18	120	6.7	0	39
Opponents	18	77	4.3	0	43

Interceptions	no.	yds	avg	td	lg
Brooks, Derrius	4	0	0.0	0	0
Clendenin, J.	1	0	0.0	0	0
Williams, Vince	1	0	0.0	0	0
Peterson, K.	1	27	27.0	0	27
Thomas, Cam	1	24	24.0	0	24
Jackson, Andrew	1	18	18.0	0	18
Total	9	69	7.7	0	27
Opponents	12	153	12.8	1	65

Kick Returns	no.	yds	avg	td	lg
Evans, John	15	464	30.9	1	90
Andrews, A.	12	351	29.2	0	75
Robinson, Tyree	9	162	18.0	0	31
Brooks, Derrius	2	35	17.5	0	18
Young, Kiante	1	22	22.0	0	22
Total	39	1034	26.5	1	90
Opponents	31	574	18.5	0	58

Fumble Returns	no.	yds	avg	td	lg
Boyd, Xavius	1	5	5.0	0	5
Total	1	5	5.0	0	5
Opponents	1	27	27.0	0	27

The Automated ScoreBook
WKU Overall Individual Statistics (as of Nov 05, 2011)
All games

Scoring	td	fg	PAT				dx	saf	pts
			kick	rush	rcv	pass			
Rainey, Bobby	12	-	-	-	-	-	-	72	
Jones, Kadeem	8	-	-	-	-	-	-	48	
Roy, Jesse	-	2-5	12-14	-	-	-	-	18	
Tinius, Casey	-	2-9	8-8	-	-	-	-	14	
Henry, Mitchell	2	-	-	-	-	-	-	12	
Jakes, Kawaun	1	-	-	1-1	-	1-1	-	8	
Evans, John	1	-	-	-	-	-	-	6	
Haynes, Dexter	1	-	-	-	-	-	-	6	
Vasquez, Marcus	1	-	-	-	-	-	-	6	
Brand, Boe	-	-	-	-	1	-	-	2	
TEAM	-	-	-	-	-	-	1	2	
Merrick, Monte	-	0-1	0-1	-	-	-	-	0	
Total	26	4-15	20-23	1-1	1	1-1	-	194	
Opponents	27	11-17	22-26	-	-	0-1	-	217	

Total Offense	g	plays	rush	pass	total	avg/g
Jakes, Kawaun	9	260	105	1370	1475	163.9
Rainey, Bobby	9	263	1169	48	1217	135.2
Doughty, B.	2	24	-2	106	104	52.0
Simpson, K.	5	21	74	0	74	14.8
Jones, Kadeem	9	20	56	0	56	6.2
Evans, John	9	8	43	0	43	4.8
Andrews, A.	6	14	36	0	36	6.0
TEAM	5	3	-3	0	-3	-0.6
Brown, Rico	9	1	-8	0	-8	-0.9
Beard, Ryan	9	1	-10	0	-10	-1.1
Total	9	616	1460	1524	2984	331.6
Opponents	9	597	1232	2127	3359	373.2

Field Goals	fg	pct.	01-19	20-29	30-39	40-49	50-99	lg	blk
Tinius, Casey	2-9	22.2	0-0	0-0	1-4	1-5	0-0	41	2
Roy, Jesse	2-5	40.0	0-0	1-1	0-1	1-3	0-0	40	1
Merrick, Monte	0-1	0.0	0-0	0-0	0-1	0-0	0-0	0	0

Punting	no.	yds	avg	lg	tb	fc	i2050+	blk	
Brakefield, H.	50	208	41.6	58	5	12	18	12	0
Total	50	208	41.6	58	5	12	18	12	0
Opponents	48	189	39.5	67	2	8	13	8	1

FG Sequence	WKU	Opponents
Kentucky	(41),34	-
Navy	32	-
Indiana State	(40)	(43),(42),(35)
Arkansas State	-	29,(26),50,(43),44
Middle Tennessee	48,46,46	35,(22),(23)
Florida Atlantic	34,45,32	-
Louisiana-Lafayette-		(22)
Louisiana-Monroe	31,(24)	38,30
FIU	46,41,(34)	(40),(34),(43)

Kickoffs	no.	yds	avg	tb	ob	retn	net ydIn	
Roy, Jesse	32	192	60.3	1	3			
Merrick, Monte	3	163	54.3	0	0			
Total	35	209	59.8	1	3	18.5	42.8	27
Opponents	45	262	58.4	2	3	26.5	34.5	35

Numbers in (parentheses) indicate field goal was made.

The Automated ScoreBook
WKU Overall Individual Statistics (as of Nov 05, 2011)
All games

All Purpose	g	rush	rcv	pr	kr	ir	total	avg/g
Rainey, Bobb	9	1169	298	0	0	0	1467	163.0
Evans, John	9	43	0	87	464	0	594	66.0
Andrews, A.	6	36	0	27	351	0	414	69.0
Doyle, Jack	9	0	380	0	0	0	380	42.2
Robinson, Ty	9	0	0	0	162	0	162	18.0
Brown, Rico	9	-8	169	0	0	0	161	17.9
Jones, Kadee	9	56	86	0	0	0	142	15.8
Brand, Boe	9	0	140	0	0	0	140	15.6
Vasquez, Mar	3	0	134	0	0	0	134	44.7
Jakes, Kawa	9	105	0	0	0	0	105	11.7
Haynes, Dext	5	0	102	0	0	0	102	20.4
Henry, Mitche	8	0	87	0	0	0	87	10.9
Simpson, K.	5	74	0	0	0	0	74	14.8
German, Joel	8	0	67	0	0	0	67	8.4
Brooks, Derri	9	0	0	0	35	0	35	3.9
Peterson, K.	6	0	0	0	0	27	27	4.5
Murphree, Ji	9	0	26	0	0	0	26	2.9
Thomas, Ca	9	0	0	0	0	24	24	2.7
Young, Kiant	8	0	0	0	22	0	22	2.8
Wallace, Rya	9	0	18	0	0	0	18	2.0
Jackson, And	9	0	0	0	0	18	18	2.0
Baisch, Nick	9	0	17	0	0	0	17	1.9
Boyd, Xavius	9	0	0	6	0	0	6	0.7
Doughty, B.	2	-2	0	0	0	0	-2	-1.0
TEAM	5	-3	0	0	0	0	-3	-0.6
Beard, Ryan	9	-10	0	0	0	0	-10	-1.1
Total	9	1460	1524	120	1034	69	4207	467.4
Opponents	9	1232	2127	77	574	153	4163	462.6

The Automated ScoreBook
WKU Overall Defensive Statistics (as of Nov 05, 2011)
All games

##	Defensive Leaders	gp	Tackles				Sacks	Pass defense			Fumbles		blkd	
			ua	a	tot	tfl/yds		no-yds	int-yds	brup	qbh	rcv-yds	ff	kick
4	Jackson, Andrew	9	35	55	90	13.5-39	2.5-12	1-18	1	2	1-0	1	.	.
15	Beard, Ryan	9	19	31	50	3.5-10	.	.	5	.	2-0	.	.	.
13	Boyd, Xavius	9	18	28	46	3.5-19	1.5-16	.	1	.	1-5	1	1	.
14	Peterson, K.	6	27	12	39	0.5-1	.	1-27	4
2	Brooks, Derrius	9	27	11	38	.	.	4-0	7	.	1-0	.	.	.
5	Clendenin, J.	9	11	26	37	9.0-48	3.5-27	1-0	3	2	.	.	2	.
22	Robinson, Tyree	9	25	9	34	2.0-7	.	.	3	.	.	1	.	.
43	Allen, Jamarcus	8	13	21	34	6.0-20	2.0-11	.	1
21	Wright, Arius	9	21	10	31	3.5-18	1.0-9	.	3	1
93	Smith, Q.	9	16	12	28	10.0-51	6.5-47	.	.	4
50	Duvall, Ben	9	9	18	27	3.5-12	1.5-10
19	Thomas, Cam	9	22	4	26	0.5-1	.	1-24	2
90	Adebayo, Bo	9	9	14	23	7.0-31	3.0-22	.	1	1
31	Williams, T.	9	8	11	19	2.0-18	1.0-18	.	2
95	Martin, Kenny	9	6	9	15	1.5-6	0.5-5	.	2
37	Williams, Vince	9	9	5	14	.	.	1-0
29	Young, Kiante	8	7	7	14	.	.	.	2
96	Lewis, Rammell	6	3	7	10	1.0-3
1F	Odom, C.J.	8	3	5	8	.	.	.	1
57	Davis, Tenerio	4	2	5	7
40	Boyd, Bar'ee	8	1	5	6	1.0-2	.	.	1
55	Holliman, Tevin	9	1	5	6	1	.	.
97	Payne, J.	5	2	1	3	1.0-1	1.0-1	.	.	1	.	1	.	.
81	Brown, J.	6	2	.	2
16	Smith, T.J.	6	.	2	2
82	Doyle, Jack	9	2	.	2
91	Whitty, Brandon	1	1	.	1	1
77	Jeffries, Wes	9	1	.	1
5A	Andrews, A.	6	.	1	1
65	Conway, Sean	9	1	.	1
58	Federspiel, M.	9	.	1	1
38	Singh, Ricardo	3	.	1	1	.	.	.	1
1H	Higbee, Tyler	8	1	.	1
32	Jones, Kadeem	9	1	.	1
TM	TEAM	5	1
	Total	9	303	316	619	69-287	24-178	9-69	40	12	5-5	5	3	1
	Opponents	9	316	398	714	58-222	16-106	12-153	17	14	9-27	6	4	.

The Automated ScoreBook
WKU Overall Team Statistics (as of Nov 05, 2011)
Conference games

Team Statistics	WKU	OPP
SCORING	161	119
Points Per Game	26.8	19.8
FIRST DOWNS	114	119
Rushing	56	30
Passing	46	79
Penalty	12	10
RUSHING YARDAGE	1067	520
Yards gained rushing	1241	703
Yards lost rushing	174	183
Rushing Attempts	276	170
Average Per Rush	3.9	3.1
Average Per Game	177.8	86.7
TDs Rushing	15	6
PASSING YARDAGE	1037	1703
Comp-Att-Int	76-139-5	146-255-5
Average Per Pass	7.5	6.7
Average Per Catch	13.6	11.7
Average Per Game	172.8	283.8
TDs Passing	6	8
TOTAL OFFENSE	2104	2223
Total Plays	415	425
Average Per Play	5.1	5.2
Average Per Game	350.7	370.5
KICK RETURNS: #-Yards	23-614	24-449
PUNT RETURNS: #-Yards	14-102	12-78
INT RETURNS: #-Yards	5-45	5-29
KICK RETURN AVERAGE	26.7	18.7
PUNT RETURN AVERAGE	7.3	6.5
INT RETURN AVERAGE	9.0	5.8
FUMBLES-LOST	5-3	3-2
PENALTIES-Yards	50-365	47-406
Average Per Game	60.8	67.7
PUNTS-Yards	32-1301	31-1183
Average Per Punt	40.7	38.2
Net punt average	38.2	33.6
TIME OF POSSESSION/Game	34:41	25:19
3RD-DOWN Conversions	42/92	27/86
3rd-Down Pct	46%	31%
4TH-DOWN Conversions	2/4	8/13
4th-Down Pct	50%	62%
SACKS BY-Yards	18-132	11-71
MISC YARDS	0	41
TOUCHDOWNS SCORED	22	14
FIELD GOALS-ATTEMPTS	2-11	8-14
ON-SIDE KICKS	0-0	0-0
RED-ZONE SCORES	(21-27) 78%	(13-19) 68%
RED-ZONE TOUCHDOWNS	(19-27) 70%	(8-19) 42%
PAT-ATTEMPTS	(17-19) 89%	(11-13) 85%
ATTENDANCE	41228	65838
Games/Avg Per Game	3/13743	3/21946
Neutral Site Games		0/0

Score by Quarters	1st	2nd	3rd	4th	OT	Total
WKU	28	33	30	54	16	161
Opponents	16	31	6	56	10	119

The Automated ScoreBook
WKU Overall Individual Statistics (as of Nov 05, 2011)
Conference games

Rushing	g	att	gain	loss	net	avg	td	lg	avg/g
Rainey, Bobby	6	189	907	79	828	4.4	7	56	138.0
Simpson, K.	5	21	77	3	74	3.5	0	18	14.8
Jakes, Kawaun	6	33	135	72	63	1.9	1	16	10.5
Evans, John	6	7	48	0	48	6.9	0	22	8.0
Jones, Kadeem	6	16	44	0	44	2.8	7	11	7.3
Andrews, A.	3	6	30	0	30	5.0	0	8	10.0
TEAM	4	2	0	2	-2	-1.0	0	0	-0.5
Brown, Rico	6	1	0	8	-8	-8.0	0	0	-1.3
Beard, Ryan	6	1	0	10	-10	-10.0	0	0	-1.7
Total	6	276	1241	174	1067	3.9	15	56	177.8
Opponents	6	170	703	183	520	3.1	6	79	86.7

Passing	g	effic	comp-att-in	pct	yds	td	lg	avg/g
Jakes, Kawaun	6	120.28	74-136-5	54.4	989	5	43	164.8
Rainey, Bobby	6	466.60	2-2-0	100.	48	1	31	8.0
Brown, J.	3	0.00	0-1-0	0.0	0	0	0	0.0
Total	6	124.39	76-139-5	54.7	1037	6	43	172.8
Opponents	6	119.79	146-255-5	57.3	1703	8	56	283.8

Receiving	g	no.	yds	avg	td	lg	avg/g
Doyle, Jack	6	22	272	12.4	0	39	45.3
Rainey, Bobby	6	17	229	13.5	3	42	38.2
Brown, Rico	6	8	131	16.4	0	43	21.8
Brand, Boe	6	7	72	10.3	0	24	12.0
Haynes, Dexter	4	6	102	17.0	1	35	25.5
Henry, Mitchell	5	5	87	17.4	2	31	17.4
Jones, Kadeem	6	5	61	12.2	0	20	10.2
Murphree, Jim	6	2	26	13.0	0	13	4.3
German, Joel	6	2	22	11.0	0	16	3.7
Wallace, Ryan	6	1	18	18.0	0	18	3.0
Baisch, Nick	6	1	17	17.0	0	17	2.8
Total	6	76	1037	13.6	6	43	172.8
Opponents	6	146	1703	11.7	8	56	283.8

Punt Returns	no.	yds	avg	td	lg
Evans, John	12	78	6.5	0	39
Boyd, Xavius	1	6	6.0	0	0
Andrews, A.	1	18	18.0	0	18
Total	14	102	7.3	0	39
Opponents	12	78	6.5	0	43

Interceptions	no.	yds	avg	td	lg
Brooks, Derrius	3	0	0.0	0	0
Jackson, Andrew	1	18	18.0	0	18
Peterson, K.	1	27	27.0	0	27
Total	5	45	9.0	0	27
Opponents	5	29	5.8	0	15

Kick Returns	no.	yds	avg	td	lg
Evans, John	14	437	31.2	1	90
Robinson, Tyree	6	106	17.7	0	29
Andrews, A.	2	49	24.5	0	30
Young, Kiante	1	22	22.0	0	22
Total	23	614	26.7	1	90
Opponents	24	449	18.7	0	58

Fumble Returns	no.	yds	avg	td	lg
Total	0	0	0.0	0	0
Opponents	0	0	0.0	0	0

The Automated ScoreBook
WKU Overall Individual Statistics (as of Nov 05, 2011)
Conference games

Scoring	td	fg	PAT				dx	saf	pts
			kick	rush	rcv	pass			
Rainey, Bobby	10	-	-	-	-	-	-	60	
Jones, Kadeem	7	-	-	-	-	-	-	42	
Roy, Jesse	-	1-4	11-12	-	-	-	-	14	
Henry, Mitchell	2	-	-	-	-	-	-	12	
Tinius, Casey	-	1-6	6-6	-	-	-	-	9	
Jakes, Kawaun	1	-	-	1-1	-	1-1	-	8	
Evans, John	1	-	-	-	-	-	-	6	
Haynes, Dexter	1	-	-	-	-	-	-	6	
TEAM	-	-	-	-	-	-	1	2	
Brand, Boe	-	-	-	-	1	-	-	2	
Merrick, Monte	-	0-1	0-1	-	-	-	-	0	
Total	22	2-11	17-19	1-1	1	1-1	-	161	
Opponents	14	8-14	11-13	-	-	0-1	-	119	

Total Offense	g	plays	rush	pass	total	avg/g
Jakes, Kawaun	6	169	63	989	1052	175.3
Rainey, Bobby	6	191	828	48	876	146.0
Simpson, K.	5	21	74	0	74	14.8
Evans, John	6	7	48	0	48	8.0
Jones, Kadeem	6	16	44	0	44	7.3
Andrews, A.	3	6	30	0	30	10.0
TEAM	4	2	-2	0	-2	-0.5
Brown, Rico	6	1	-8	0	-8	-1.3
Beard, Ryan	6	1	-10	0	-10	-1.7
Total	6	415	1067	1037	2104	350.7
Opponents	6	425	520	1703	2223	370.5

Field Goals	fg	pct.	01-19	20-29	30-39	40-49	50-99	lg	blk
Tinius, Casey	1-6	16.7	0-0	0-0	1-2	0-4	0-0	34	2
Merrick, Monte	0-1	0.0	0-0	0-0	0-1	0-0	0-0	0	0
Roy, Jesse	1-4	25.0	0-0	1-1	0-1	0-2	0-0	24	1

Punting	no.	yds	avg	lg	tb	fc	i2050+	blk
Brakefield, H.	32	130	40.7	56	0	10	16	7
Total	32	130	40.7	56	0	10	16	7
Opponents	31	118	38.2	67	2	5	7	4

FG Sequence	WKU	Opponents
Arkansas State	-	29,(26),50,(43),44
Middle Tennessee	48,46,46	35,(22),(23)
Florida Atlantic	34,45,32	-
Louisiana-Lafayette-		(22)
Louisiana-Monroe	31,(24)	38,30
FIU	46,41,(34)	(40),(34),(43)

Kickoffs	no.	yds	avg	tb	ob	retn	net	ydIn
Roy, Jesse	26	153	59.0	0	2			
Total	26	153	59.0	0	2	18	7	28
Opponents	27	149	55.2	1	2	26	7	38

Numbers in (parentheses) indicate field goal was made.

The Automated ScoreBook
WKU Overall Individual Statistics (as of Nov 05, 2011)
Conference games

<u>All Purpose</u>	<u>g</u>	<u>rush</u>	<u>rcv</u>	<u>pr</u>	<u>kr</u>	<u>ir</u>	<u>total</u>	<u>avg/g</u>
Rainey, Bobb	6	828	229	0	0	0	1057	176.2
Evans, John	6	48	0	78	437	0	563	93.8
Doyle, Jack	6	0	272	0	0	0	272	45.3
Brown, Rico	6	-8	131	0	0	0	123	20.5
Robinson, Ty	6	0	0	0	106	0	106	17.7
Jones, Kadee	6	44	61	0	0	0	105	17.5
Haynes, Dext	4	0	102	0	0	0	102	25.5
Andrews, A.	3	30	0	18	49	0	97	32.3
Henry, Mitche	5	0	87	0	0	0	87	17.4
Simpson, K.	5	74	0	0	0	0	74	14.8
Brand, Boe	6	0	72	0	0	0	72	12.0
Jakes, Kawa	6	63	0	0	0	0	63	10.5
Peterson, K.	6	0	0	0	0	27	27	4.5
Murphree, Ji	6	0	26	0	0	0	26	4.3
Young, Kiant	5	0	0	0	22	0	22	4.4
German, Joel	6	0	22	0	0	0	22	3.7
Jackson, And	6	0	0	0	0	18	18	3.0
Wallace, Rya	6	0	18	0	0	0	18	3.0
Baisch, Nick	6	0	17	0	0	0	17	2.8
Boyd, Xavius	6	0	0	6	0	0	6	1.0
TEAM	4	-2	0	0	0	0	-2	-0.5
Beard, Ryan	6	-10	0	0	0	0	-10	-1.7
Total	6	1067	1037	102	614	45	2865	477.5
Opponents	6	520	1703	78	449	29	2779	463.2

The Automated ScoreBook
WKU Overall Defensive Statistics (as of Nov 05, 2011)
Conference games

##	Defensive Leaders	gp	Tackles				Sacks	Pass defense			Fumbles		blkd	
			ua	a	tot	tfl/yds		no-yds	int-yds	brup	qbh	rcv-yds	ff	kick
4	Jackson, Andrew	6	22	33	55	7.5-19	1.5-7	1-18	1	2	1-0	.	.	
14	Peterson, K.	6	27	12	39	0.5-1	.	1-27	4	
15	Beard, Ryan	6	17	15	32	2.0-8	.	.	5	.	1-0	.	.	
2	Brooks, Derrius	6	21	9	30	.	.	3-0	6	
43	Allen, Jamarcus	6	13	16	29	5.0-16	1.5-7	.	1	
21	Wright, Arius	6	18	8	26	2.5-13	1.0-9	.	2	1	.	.	.	
13	Boyd, Xavius	6	13	12	25	1.0-1	.	.	1	.	.	1	.	
5	Clendenin, J.	6	10	15	25	7.5-39	3.0-24	.	3	2	.	.	2	
22	Robinson, Tyree	6	18	6	24	.	.	.	2	.	.	1	.	
93	Smith, Q.	6	13	7	20	8.0-41	5.0-38	.	.	4	.	.	.	
31	Williams, T.	6	7	9	16	2.0-18	1.0-18	.	1	
90	Adebayo, Bo	6	6	9	15	6.0-28	3.0-22	.	1	1	.	.	.	
19	Thomas, Cam	6	12	1	13	
95	Martin, Kenny	6	6	6	12	1.0-1	.	.	2	
37	Williams, Vince	6	8	1	9	
1F	Odom, C.J.	6	3	5	8	.	.	.	1	
29	Young, Kiante	5	5	2	7	
50	Duvall, Ben	6	1	5	6	1.5-6	1.0-6	
96	Lewis, Rammell	3	2	3	5	0.5-1	
97	Payne, J.	4	2	1	3	1.0-1	1.0-1	.	.	1	.	1	.	
55	Holliman, Tevin	6	.	2	2	
82	Doyle, Jack	6	2	.	2	
65	Conway, Sean	6	1	.	1	
91	Whitty, Brandon	1	1	.	1	1	.	.	.	
58	Federspiel, M.	6	.	1	1	
1H	Higbee, Tyler	6	1	.	1	
77	Jeffries, Wes	6	1	.	1	
40	Boyd, Bar'ee	5	1	.	1	.	.	.	1	
TM	TEAM	4	1	
	Total	6	231	178	409	46-193	18-132	5-45	31	12	2-0	2	3	1
	Opponents	6	222	256	478	44-163	11-71	5-29	10	14	3-0	2	4	.

The Automated ScoreBook
WKU Combined Team Statistics (as of Nov 05, 2011)
Conference games

Date	Opponent	Score	Att.
* Oct 01, 201	ARKANSAS STATE	L 22-26	10813
* Oct 06, 201	at Middle Tennessee	W 36-33	23307
* Oct 15, 201	at Florida Atlantic	W 20-0	29103
* Oct 22, 201	LOUISIANA-LAFAYETTE	W 42-23	15122
* Oct 29, 201	at Louisiana-Monroe	W 31-28	13428
* Nov 06, 201	FIU	W 10-9	15293

Record:	Overall	Home	Away	Neutral
All games	5-1	2-1	3-0	0-0
Conference	5-1	2-1	3-0	0-0
Non-Conference	0-0	0-0	0-0	0-0

Rushing	g	att	gain	loss	net	avg	td	lg	avg/g
Rainey, Bobby	6	189	907	79	828	4.4	7	56	138.0
Simpson, K.	5	21	77	3	74	3.5	0	18	14.8
Jakes, Kawaun	6	33	135	72	63	1.9	1	16	10.5
Evans, John	6	7	48	0	48	6.9	0	22	8.0
Jones, Kadeem	6	16	44	0	44	2.8	7	11	7.3
Andrews, A.	3	6	30	0	30	5.0	0	8	10.0
TEAM	4	2	0	2	-2	-1.0	0	0	-0.5
Brown, Rico	6	1	0	8	-8	-8.0	0	0	-1.3
Beard, Ryan	6	1	0	10	-10	-10.0	0	0	-1.7
Total	6	276	1241	174	1067	3.9	15	56	177.8
Opponents	6	170	703	183	520	3.1	6	79	86.7

Team Statistics	WKU	OPP
FIRST DOWNS	114	119
Rushing	56	30
Passing	46	79
Penalty	12	10
RUSHING YARDAGE	1067	520
Rushing Attempts	276	170
Average Per Rush	3.9	3.1
Average Per Game	177.8	86.7
TDs Rushing	15	6
PASSING YARDAGE	1037	1703
Comp-Att-Int	76-139-5	146-255-5
Average Per Pass	7.5	6.7
Average Per Catch	13.6	11.7
Average Per Game	172.8	283.8
TDs Passing	6	8
TOTAL OFFENSE	2104	2223
Average Per Play	5.1	5.2
Average Per Game	350.7	370.5
KICK RETURNS: #-Yards	23-614	24-449
PUNT RETURNS: #-Yards	14-102	12-78
INT RETURNS: #-Yards	5-45	5-29
FUMBLES-LOST	5-3	3-2
PENALTIES-Yards	50-365	47-406
PUNTS-AVG	32-40.7	31-38.2
TIME OF POSSESSION/G	34:41	25:19
3RD-DOWN Conversions	42/92	27/86
4TH-DOWN Conversions	2/4	8/13

Passing	g	effic	comp	att	int	pct	yds	td	lg	avg/g
Jakes, Kawaun	6	120.28	74	136	5	54.4	989	5	43	164.8
Rainey, Bobby	6	466.60	2	2	0	100.0	48	1	31	8.0
Brown, J.	3	0.00	0	1	0	0.0	0	0	0	0.0
Total	6	124.39	76	139	5	54.7	1037	6	43	172.8
Opponents	6	119.79	146	255	5	57.3	1703	8	56	283.8

Interceptions	no.	yds	avg	td	lg
Brooks, Derrius	3	0	0.0	0	0
Peterson, K.	1	27	27.0	0	27
Jackson, Andrew	1	18	18.0	0	18

Receiving	g	no.	yds	avg	td	lg	avg/g
Doyle, Jack	6	22	272	12.4	0	39	45.3
Rainey, Bobby	6	17	229	13.5	3	42	38.2
Brown, Rico	6	8	131	16.4	0	43	21.8
Brand, Boe	6	7	72	10.3	0	24	12.0
Haynes, Dexter	4	6	102	17.0	1	35	25.5
Henry, Mitchell	5	5	87	17.4	2	31	17.4
Jones, Kadeem	6	5	61	12.2	0	20	10.2
Murphree, Jim	6	2	26	13.0	0	13	4.3
German, Joel	6	2	22	11.0	0	16	3.7
Wallace, Ryan	6	1	18	18.0	0	18	3.0
Baisch, Nick	6	1	17	17.0	0	17	2.8
Total	6	76	1037	13.6	6	43	172.8
Opponents	6	146	1703	11.7	8	56	283.8

Punting	no.	yds	avg	lg	tb	fc	i2050+	blk
Brakefield, H.	32	130	40.7	56	0	10	16	7

Field Goals	fg	pct.	01-19	20-29	30-39	40-49	50-99	lg	blk
Tinius, Casey	1-6	16.7	0-0	0-0	1-2	0-4	0-0	34	2
Merrick, Monte	0-1	0.0	0-0	0-0	0-1	0-0	0-0	0	0
Roy, Jesse	1-4	25.0	0-0	1-1	0-1	0-2	0-0	24	1

Punt Returns	no.	yds	avg	td	lg
Evans, John	12	78	6.5	0	39
Andrews, A.	1	18	18.0	0	18
Boyd, Xavius	1	6	6.0	0	0
Total	14	102	7.3	0	39
Opponents	12	78	6.5	0	43

Scoring	td	fg	PAT				dpx	saf	pts
			kick	rush	rcv	pass			
Rainey, Bobby	10	-	-	-	-	-	-	60	
Jones, Kadeem	7	-	-	-	-	-	-	42	
Roy, Jesse	-	1-4	11-12	-	-	-	-	14	
Henry, Mitchell	2	-	-	-	-	-	-	12	
Tinius, Casey	-	1-6	6-6	-	-	-	-	9	
Jakes, Kawaun	1	-	-	1-1	-	1-1	-	8	
Haynes, Dexter	1	-	-	-	-	-	-	6	
Evans, John	1	-	-	-	-	-	-	6	
Brand, Boe	-	-	-	-	1	-	-	2	
TEAM	-	-	-	-	-	-	1	2	
Merrick, Monte	-	0-1	0-1	-	-	-	-	0	
Total	22	2-11	17-19	1-1	1	1-1	1	161	
Opponents	14	8-14	11-13	-	-	0-1	-	119	

Kick Returns	no.	yds	avg	td	lg
Evans, John	14	437	31.2	1	90
Robinson, Tyree	6	106	17.7	0	29
Andrews, A.	2	49	24.5	0	30
Young, Kiante	1	22	22.0	0	22
Total	23	614	26.7	1	90
Opponents	24	449	18.7	0	58

All Purpose	g	rush	rcv	pr	kr	ir	total	avg/g
Rainey, Bobb	6	828	229	0	0	0	1057	176.2
Evans, John	6	48	0	78	437	0	563	93.8
Doyle, Jack	6	0	272	0	0	0	272	45.3
Brown, Rico	6	-8	131	0	0	0	123	20.5
Robinson, Tyr	6	0	0	0	106	0	106	17.7
Total	6	1067	1037	102	614	45	2865	477.5
Opponents	6	520	1703	78	449	29	2779	463.2

Score by Quarters	1st	2nd	3rd	4th	OT	Total
WKU	28	33	30	54	16	161
Opponents	16	31	6	56	10	119

Total Offense	g	plays	rush	pass	total	avg/g
Jakes, Kawaun	6	169	63	989	1052	175.3
Rainey, Bobby	6	191	828	48	876	146.0
Simpson, K.	5	21	74	0	74	14.8
Evans, John	6	7	48	0	48	8.0
Jones, Kadeem	6	16	44	0	44	7.3
Total	6	415	1067	1037	2104	350.7
Opponents	6	425	520	1703	2223	370.5

#	Defensive Leaders	gp	ua	Tackles			tfl/yds	Sacks no-yds	Pass defense			Fumbles		blkd kick	saf
				tot	a	tot			int-yds	brup	qbh	rcv-yds	ff		
4	Jackson, Andrew	6	22	33	55	7.5-19	1.5-7	1-18	1	2	1-0	.	.	.	
14	Peterson, K.	6	27	12	39	0.5-1	.	1-27	4	
15	Beard, Ryan	6	17	15	32	2.0-8	.	.	5	.	1-0	.	.	.	
2	Brooks, Derrius	6	21	9	30	.	.	3-0	6	
43	Allen, Jamarcus	6	13	16	29	5.0-16	1.5-7	.	1	
Total		6	231	178	409	46-193	18-132	5-45	31	12	2-0	2	3	1	
Opponents		6	222	256	478	44-163	11-71	5-29	10	14	3-0	2	4	.	