



ALABAMA FOOTBALL

13 NATIONAL CHAMPIONSHIPS • 22 SOUTHEASTERN CONFERENCE CHAMPIONSHIPS

98 FIRST TEAM ALL-AMERICANS • 58 BOWL APPEARANCES • 32 BOWL VICTORIES

No. 2/2 ALABAMA (8-0, 5-0 SEC)

Sept. 3	Kent State (SEC Network)	W, 48-7
Sept. 10	at No. 23/20 Penn State (ABC)	W, 27-11
Sept. 17	North Texas (FS South)	W, 41-0
Sept. 24	*No. 14/12 Arkansas (CBS)	W, 38-14
Oct. 1	*at No. 12/12 Florida (CBS)	W, 38-10
Oct. 8	*Vanderbilt (ESPNU)	W, 34-0
Oct. 15	*at Mississippi (ESPN2)	W, 52-7
Oct. 22	*Tennessee (ESPN2)	W, 37-6
Nov. 5	*No. 1/1 LSU (CBS)	7 p.m.
Nov. 12	*at Mississippi State	TBA
Nov. 19	Georgia Southern (PPV)	1 p.m.
Nov. 26	*at Auburn	TBA

*SEC Game
all times are central and subject to change

NO. 1/1 LSU (8-0, 5-0 SEC)

Sept. 3	No. 3/3 Oregon (ABC)	W, 40-27
Sept. 10	Northwestern State (PPV)	W, 49-3
Sept. 15	*at No. 25/25 Mississippi St. (ESPN)	W, 19-6
Sept. 24	at No. 16/16 West Virginia (ABC)	W, 47-21
Oct. 1	*Kentucky (SEC Network)	W 35-7
Oct. 8	*No. 17/18 Florida (CBS)	W, 41-11
Oct. 15	*Tennessee (CBS)	W, 38-7
Oct. 22	*No. 19/23 Auburn (CBS)	W, 45-10
Nov. 5	*at No. 2/2 Alabama (CBS)	7 p.m.
Nov. 12	Western Kentucky	TBA
Nov. 19	*at Mississippi	TBA
Nov. 25	*Arkansas (CBS)	1:30 p.m.

*SEC Game
all times are central and subject to change

ON THE AIR

TELEVISION

CBS
Play-by-Play: Verne Lundquist
Color Analyst: Gary Danielson
Sideline: Tracy Wolfson



RADIO

Crimson Tide Sports Network
Play-by-Play: Eli Gold
Color Analyst: Phil Savage
Sideline: Chris Stewart



SATELLITE RADIO

CTSN on XM: 91
CTSN on Sirius: 91



NATIONAL RADIO

Compass Media



GAME 9: ALABAMA (8-0, 5-0 SEC) vs. LSU (8-0, 5-0 SEC) SATURDAY, NOVEMBER 5, 2011 • 7 P.M. CT • CBS BRYANT-DENNY STADIUM (101, 821) • TUSCALOOSA, ALA.

THE GAME: Both Alabama and LSU had an open date prior to this week's No. 1 vs. No. 2 matchup. The Crimson Tide and Tigers enter the game with identical 8-0 overall records and 5-0 marks in the Southeastern Conference. The meeting between Alabama and LSU will be the 75th in the series that dates back to the 1895 season. The Alabama-LSU game will be the first SEC game between No. 1 and No. 2 outside of the SEC Championship Game. Additionally, it will be just the ninth game in the history of Bryant-Denny Stadium between teams ranked in the top 10. The game will air on CBS with Verne Lundquist serving as the play-by-play announcer, and Gary Danielson at his side as the color analyst. The two will be joined by sideline reporter Tracy Wolfson. Eli Gold and Phil Savage will handle the radio call on the Crimson Tide Sports Network, with Chris Stewart serving as sideline reporter.

HEAD COACH NICK SABAN: Alabama head coach Nick Saban (Kent State, 1973) is in his fifth season with the Crimson Tide. Named the school's 27th head coach on Jan. 3, 2007, Saban has compiled a 46-11 record (51-11 before five vacated wins in 2007) at Alabama while leading the Tide to two SEC Western Division championships, one conference title and one national championship. Saban holds a career record of 137-53-1 (142-53-1) as a collegiate head coach, while also serving at Toledo, Michigan State and LSU. Saban won his first national championship as head coach of the LSU Tigers in 2003, guiding the Tigers to a 13-1 record that season. Overall, Saban has coached four conference championship teams (1990 Mid-American, 2001 SEC, 2003 SEC and 2009 SEC) and 11 of his 14 teams have played in postseason bowl games with the Tide appearing in a bowl game each year under Saban's direction. Saban is also the only active coach to win two BCS National Championships and the first to accomplish the feat at two different schools.

RANKINGS: In the latest polls released on October 30, Alabama remains at No. 2 in the Bowl Championship Series standings, the Associated Press Top 25, the Harris Poll and the USA TODAY Coaches' Poll, while LSU stands at No. 1 in all four polls.

LSU SERIES: This will be the 75th meeting between the Crimson Tide and Tigers. Overall, Alabama leads LSU in the series 45-24-5 and has claimed two of the last three meetings, including a 27-21 overtime victory in 2008 and a 24-15 win in 2009. The Tide also holds a 21-15-2 mark at home against the Tigers.

NEXT GAME: Alabama travels to Starkville, Miss., to take on Mississippi State on November 12. The meeting between the Crimson Tide and the Bulldogs will be the 96th in the series that began in the 1896 season. Alabama leads the series 73-18-3, and has won the previous three matchups.

CRIMSON TIDE FOOTBALL MEDIA SERVICES (LSU)

MONDAY	TUESDAY	WEDNESDAY	THURSDAY	FRIDAY	SATURDAY	SUNDAY
Media Day 12 p.m. - Coach Saban 12:30 p.m. - Selected Players Practice 3:45 p.m. - Viewing Period No Media Availability	Player Teleconference 1-1:35 p.m. Practice 3:45 p.m. - Viewing Period 6 p.m. - Players	SEC Coaches Teleconference 10:50 a.m. Practice 3:45 p.m. - Viewing Period 5:45 p.m. - Coach Saban 6 p.m. - Players	Closed Practice 4 p.m. - No Media Availability Nick Saban Radio Show 7 p.m. - Buffalo Wild Wings	Walkthrough Closed No Media Availability	LSU (CBS) 7 p.m. CT	Off Day CSS REPLAY 8 p.m.

MONDAY

12 p.m. CT - Coach Saban Press Conference – Alabama head coach Nick Saban will be available to the media for his weekly press conference in the Naylor Stone Media Room in the Mal Moore Building at 12 p.m. The audio of Coach Saban’s media briefing can also be heard by teleconference by calling (800) 973-1544 (password: University of Alabama). Selected players that have been requested 24 hours in advance will be available in the Naylor Stone Media Room following Coach Saban’s press conference at 12:30 p.m. Player requests should be made by e-mailing Josh Maxson (jmaxson@ia.ua.edu) or calling (205) 348-7496 no later than 5 p.m. CT on Sunday.

MONDAY PRESS CONFERENCE SCHEDULE

12 p.m. Coach Saban
 12:30 p.m. Selected Players

3 p.m. CT – Game notes and press conference quotes posted on RollTide.com.

3:45 p.m. CT – Practice at the Thomas-Drew Practice Facility (limited viewing period at beginning; no media availability following practice).

3:30 p.m. CT – Crimson Tide Video Uplink – The Crimson Tide Sports Network will provide game highlights of Coach Saban’s news conference and player interviews through its FTP site. Please contact the Alabama media relations office for details.

TUESDAY

1-1:45 p.m. CT - Player Teleconference – Selected players will be available via teleconference by calling (800) 973-1544 (password: University of Alabama) for 45 minutes.

3:45 p.m. CT – Practice at the Thomas-Drew Practice Facility (limited viewing period at beginning).

6 p.m. CT – Selected players available to the media following practice in the Naylor Stone Media Room.

WEDNESDAY

10-11:50 a.m. – SEC Weekly Teleconference – Nick Saban (10:50-11 a.m.) - (877) 381-5694 (Confidential). Contact SEC Office (205) 458-3000 for weekly passcode to access the call.

3:45 p.m. CT – Practice at the Thomas-Drew Practice Facility (limited viewing period at beginning).

5:45 p.m. CT – Coach Saban available to the media following practice in the Naylor Stone Media Room.

6 p.m. CT – Selected players available to the media following practice in the Naylor Stone Media Room.

THURSDAY

4 p.m. CT – Closed Practice at Thomas-Drew Practice Facility. (NO MEDIA AVAILABILITY)

7 p.m. CT – Nick Saban Radio Show at Buffalo Wild Wings

FRIDAY

Closed Walkthrough. (NO MEDIA AVAILABILITY)

SATURDAY

Postgame highlight feeds are available through the University of Alabama following all home football games. Coordinates will be available a week prior to the game.

ON THE INTERNET

RollTide.com – Alabama’s official athletics web site serves as a resource for in-depth information on current and historical Crimson Tide student-athletes, coaches and teams. The football page includes links to rosters, coaching staff, notes packages, practice reports and schedules as well as Tide TV and all of Alabama’s rich football history and tradition.

SECsportsmedia.com – Media covering the Southeastern Conference have its own web site to get the latest information on the league. Through the services of Sports Systems, Inc., the site has the latest updated standings, results, schedules, statistics, notes and PDF versions of all SEC releases and media guides. On the site, the SEC has a digital image platform that provides access to the SEC’s latest photographs, images, logos and links to all of the SEC school media web sites and home pages.

ALABAMA PLAYERS: Interview requests for Alabama players should be made through Josh Maxson. Josh can be reached at (205) 348-7496 or by e-mail at jmaxson@ia.ua.edu. Player interviews are usually conducted at Monday’s press conference beginning at 12:30 p.m. and following practice on Tuesday and Wednesday. All player requests for Monday’s press conference need to be made by 5 p.m. on the Sunday before, so proper notice can be given to the players. Players are off limits for interviews beginning on Thursday.

GAME CREDENTIALS: Media should apply for credentials at www.rolltide.com/media. All credentials are held at media will call, which is located in the north-west corner of Bryant-Denny Stadium at Ticket Window 8 which is located next to Gate 3. The media will call window opens three hours prior to kickoff. Any questions can be directed to Roots Woodruff at rwoodruff@ia.ua.edu.

ALABAMA ATHLETICS COMMUNICATIONS

Athletics Communications Phone: 348-6084
Athletics Communications Fax: 348-8841

Associate Director of Athletics Communications:
Josh Maxson (Football Player Interviews)
 Office: 348-7496
 e-mail: jmaxson@ia.ua.edu

Associate Director of Athletics Communications:
Ty Patton
 Office: 348-5401
 e-mail: tpatton@ia.ua.edu

Football Athletics Communications Contacts

Associate Athletic Director for Football Communications:
Jeff Purinton (Football)
 Office: 348-3631
 e-mail: jpurinton@ia.ua.edu

Assistant Director of Athletics Communications:
Skip Powers (Football Player Interviews)
 Office: 348-6734
 e-mail: spowers@ia.ua.edu

Associate Director of Athletics Communications:
Roots Woodruff
 Office: 348-2088
 e-mail: rwoodruff@ia.ua.edu

Associate Athletic Director for Athletics Communications:
Doug Walker (Football)
 Office: 348-7245
 e-mail: dwalker@ia.ua.edu

Assistant Director of Athletics Communications:
Jessica Paré (Football Game Notes)
 Office: 348-3673
 e-mail: jpare@ia.ua.edu

Assistant Director of Athletics Communications:
Rich Davi
 Office: 348-3550
 e-mail: rdavi@ia.ua.edu

ALABAMA UNDER SABAN IN NOVEMBER: Now in his fifth season at Alabama, head coach Nick Saban has led the Crimson Tide to a 10-6 record in November, with four of those losses coming in 2007. Over that span in games played in November, Alabama has outscored its opponents 467-232.

NO. 1 VS. NO. 2: The clash of No. 1 vs. No. 2 in college football is a rare occurrence and for it to happen in the regular season between conference rivals is almost unprecedented. The Alabama-LSU game will be the first SEC game between No. 1 and No. 2 outside of the SEC Championship Game. There have been 45 previous meetings between the No. 1 team and the No. 2 team in the Associated Press poll before Alabama and LSU square off on Nov. 5. The first of these meetings came on Oct. 9, 1943, when No. 1 Notre Dame defeated No. 2 Michigan, 35-12. But, there have only been 22 regular-season meetings – 24 if you count the 2008 and 2009 SEC Championship Games between Alabama and LSU. The last No. 1 vs. No. 2 showdown (outside of the SEC title game) was on Nov. 18, 2006, with No. 1 Ohio State beat No. 2 Michigan 42-39. It also happened earlier that season with No. 1 OSU defeating No. 2 Texas 24-7. Before that, the last No. 1 vs. No. 2 regular-season clash came 10 years earlier when No. 2 Florida State knocked off No. 1 Florida, 24-21, Nov. 30, 1996. Of the 22 regular-season No. 1 vs. No. 2 meetings outside of conference championship games, only four of those games were between conference foes and the Alabama-LSU game is the first between two teams in the same division of a conference. It is also just the third time that the game has matched two teams with a bye to prepare. The first time it happened was when No. 1 Texas and No. 2 Arkansas met in a Southwest Conference matchup on Dec. 6, 1969, with Texas erasing a 14-0 deficit for a 15-14 win. Nebraska and Oklahoma did it in a Big Eight game on Nov. 25, 1971, and again on Nov. 21, 1987. Ohio State and Michigan were the last conference foes to meet on Nov. 18, 2006. Below is a look at conference games between No. 1 and No. 2 teams in the AP poll.

No. 1 vs. No. 2 Conference Matchups

Nov. 18, 2006	No. 1 Ohio State def. No. 2 Michigan	42-39
Nov. 21, 1987	No. 2 Oklahoma def. No. 1 Nebraska	17-7
Nov. 25, 1971	No. 1 Nebraska def. No. 2 Oklahoma	35-31
Dec. 6, 1969	No. 1 Texas def. No. 2 Arkansas	15-14

Conference Championship Games

Dec. 6, 2008	No. 2 Florida def. No. 1 Alabama	31-20
Dec. 5, 2009	No. 2 Alabama def. No. 1 Florida	32-13

MORE ON THE SHOWDOWN BETWEEN THE TIDE AND TIGERS: The Alabama-LSU game will be just the ninth game in the history of Bryant-Denny Stadium between teams ranked in the top 10. That number is skewed since a large portion of Alabama's best games were played at Legion Field in Birmingham before Bryant-Denny was expanded to 83,818 in 1998. Just three of the nine games between top 10 teams came prior to the 1998 expansion. LSU is also just the second No. 1-ranked team to visit Bryant-Denny Stadium, joining Oklahoma, which visited Tuscaloosa in 2003 and defeated an unranked Alabama team, 20-13.

FINISHING STRONG: Alabama has started slowly in the first quarter this season, but has quickly turned things around and finished strong. The Crimson Tide has outscored its opponents 243-25 in the final three quarters of games this season after holding

ALABAMA FOOTBALL QUICK FACTS

Location:	Tuscaloosa, Ala.
Enrollment:	31,747
Founded:	April 12, 1831
Conference:	Southeastern (West)
Colors:	Crimson and White
Nickname:	Crimson Tide
President:	Dr. Robert E. Witt
Athletic Director:	Mal M. Moore
Faculty Athletics Representative:	Dr. Kevin Whitaker

FOOTBALL HISTORY

First Season:	1892
All-Time Record:	810-319-43 (.704)
All-Time SEC Record:	356-162-20 (.674)
National Championships:	13
SEC Championships:	22
First Team All-Americans:	98 players, 114 times
First Team All-Conference:	210 players, 279 times
Bowl Appearances:	58
Bowl Victories:	32

COACHING STAFF

Head Coach:	Nick Saban
Alma Mater:	Kent State, 1973
Collegiate Career Record (Years):	137-53-1 (16)
Alabama Record (Years):	46-11 (5)
Offensive Coordinator:	Jim McElwain
Alma Mater:	Eastern Washington, 1984
Defensive Coordinator:	Kirby Smart
Alma Mater:	Georgia, 1999

TEAM INFORMATION

2010 Overall Record:	10-3
2010 SEC Record/Finish:	5-3/4th (West)
2010 Bowl:	Capital One Bowl
Bowl Result:	Alabama 49, Michigan State 7
Final Ranking:	No. 10 Associated Press No. 11 USA TODAY Coaches'

2011 SEC STANDINGS

Eastern Division

School	Overall	SEC
South Carolina	7-1	5-1
Georgia	6-2	5-1
Florida	4-4	2-4
Vanderbilt	4-4	1-4
Kentucky	3-5	0-4
Tennessee	3-5	0-5

Western Division

School	Overall	SEC
ALABAMA	8-0	5-0
LSU	8-0	5-0
Arkansas	7-1	3-1
Auburn	6-3	4-2
Mississippi State	4-4	0-5
Mississippi	2-6	1-4

PRONUNCIATION GUIDE

UNDRA Billingsley	Andre
XZAVIER Dickson	X-zay-vee-ehr
Phillip ELY	E-lee
Malcolm FACIANE	Fay-shon
JERRELL Harris	Juh-rell
DONT'A Hightower	Don-tay
ARIE KOUANDJIO	R-ee Kwon-Joe
Cyrus KOUANDJIO	Kwon-Joe
Issac LUATUA	Lew-uh-too-uh
MARQUIS Maze	Mar-kwees
DeMarcus MILLINER	MILL-ner
TANA Patrick	Ta - NAY
Bradley SYLVE	Silve
William VLACHOS	Vlay-hos
Brian VOGLER	VO-glur

**2011 COLLEGE FOOTBALL
PRESEASON WATCH LISTS**

Maxwell Award - Richardson
 Bednarik Award - Barron, Hightower, Kirkpatrick, Upshaw
 Mackey Award - M. Williams
 Biletnikoff Award - Carter, Hanks, Maze
 Bronko Nagurski Trophy - Barron, Hightower, Kirkpatrick, Lester, Upshaw
 Outland Trophy - Jones, Vlachos
 Jim Thorpe Award - Barron, Kirkpatrick, Lester
 Rotary Lombardi Award - Hightower, Jones, Upshaw, Vlachos
 Rimington Trophy - Vlachos
 Butkus Award - Hightower, N. Johnson, Upshaw
 Doak Walker Award - Richardson
 Walter Camp Award - Richardson, Lester
 Paul Hornung Award - Maze, Richardson
 Pony Express Award - Hanks, Maze, Richardson

2011 PRESEASON HONORS

Mark Barron

First-Team All-American (Phil Steele)
 First-Team All-American (Athlon Sports)
 First-Team All-American (Lindy's)
 First-Team All-American (Sporting News)
 First-Team All-American (Playboy)

Dont'a Hightower

First-Team All-American (Lindy's)
 Second-Team All-American (Phil Steele)
 Third-Team All-American (Athlon Sports)

Barrett Jones

First-Team All-American (Phil Steele)
 First-Team All-American (Athlon Sports)
 First-Team All-American (Lindy's)
 First-Team All-American (Sporting News)

Dre Kirkpatrick

Third-Team All-American (Athlon Sports)

Robert Lester

Second-Team All-American (Phil Steele)
 Second-Team All-American (Lindy's)

Trent Richardson

First-Team All-American (Phil Steele)
 First-Team All-American (Playboy)
 Second-Team All-American (Athlon Sports)
 Second-Team All-American (Lindy's)
 Second-Team All-American (Sporting News)

Courtney Upshaw

Third-Team All-American (Phil Steele)

William Vlachos

Third-Team All-American (Phil Steele)
 Third-Team All-American (Athlon Sports)

2011 PRESEASON ALL-SEC

Coaches

First Team	Second Team	Third Team
Mark Barron (DB)	D.J. Fluker (OL)	Dre Kirkpatrick (DB)
Josh Chapman (DL)	Trent Richardson (AP)	Marquis Maze (WR)
Dont'a Hightower (LB)	Courtney Upshaw (LB)	C.J. Mosley (LB)
Barrett Jones (OL)		
Robert Lester (DB)		
Trent Richardson (RB)		
William Vlachos (C)		

Media

First Team	Second Team	Third Team
Mark Barron (DB)	D.J. Fluker (OL)	Marquis Maze (RS)
Josh Chapman (DL)	Dre Kirkpatrick (DB)	C.J. Mosley (LB)
Dont'a Hightower (LB)	Marquis Maze (WR)	Michael Williams (TE)
Barrett Jones (OL)	Chance Warmack (OL)	
Robert Lester (DB)		
Trent Richardson (RB, AP)		
Courtney Upshaw (LB)		
William Vlachos (C)		

just a 72-30 edge in the first quarter. The disparity has grown even wider over the past six games where Alabama owns a 44-27 scoring edge in the first quarter and a 196-10 edge in the final three quarters. Alabama has outscored its opposition in the second half of the last six games by a score of 142-7, but has not allowed a second-half point in the last four games. Arkansas in week four was the last team to put points on the scoreboard after halftime.

TIDE ON TOP OF THE SEC IN OFFENSE AND DEFENSE: Alabama is currently leading the Southeastern Conference in total offense and total defense as well as scoring offense and scoring defense. The Crimson Tide averages 457.6 yards per game, while limiting opponents to 180.5 yards per outing. Additionally, Alabama scores nearly 40 points per game at 39.4, and at the same time, holds teams to a league, and nation, low of 6.9 points per game. The Tide also leads the league in rusing offense (229.3), rushing defense (44.9), pass efficiency defense (44.9), pass defense (127.3) while ranking second in punt returns (12.7), turnover margin (+0.75), tackles for loss (8.7) and sacks allowed (1.5).

WINNING BIG: Alabama has won its last nine games by 16 or more points dating back to last season's Capital One Bowl victory over Michigan State. That nine-game streak surpassed the previous mark in the modern era of Crimson Tide football (since 1950). During the current streak, the Tide has beaten the No. 7 Spartans by 42 (49-7), Kent State by 41 (48-7), No. 23 Penn State by 16 (27-11), North Texas by 41 (41-0), No. 14 Arkansas by 24 (28-14), No. 12 Florida by 28 (38-10), Vanderbilt by 34 (34-0), Mississippi by 45 (52-7) and Tennessee by 31 (37-6).

Consecutive Victories by 16+ points

- 9 games - 2010-11
- 8 games - 1977-78
- 7 games - 1961; 1975
- 6 games - 1950-51; 1965-66; 1972; 1973; 1974; 1979; 2009
- 5 games - 1962; 1962-63; 1964; 1978; 1980

ALABAMA SCORING OUTPUT: The Crimson Tide's 52 points scored at Mississippi on October 15, marked the most points scored by Alabama in a Southeastern Conference game since Alabama downed Vanderbilt, 59-28, on Sept. 29, 1990.

14 POINTS OR LESS: Alabama has not allowed an opponent to score more than 14 points during the first eight games of the 2011 season and nine straight games dating back to the 2011 Capital One Bowl against Michigan State. The 2011 Crimson Tide defense leads the nation in scoring defense, surrendering an average of just 6.9 points per game while recording two shutouts (41-0 vs. North Texas and 34-0 over Vanderbilt). UA is also first nationally in total defense (180.5) and rushing defense (44.9). The last time Alabama held its opponent to 14 points or less for at least nine straight games was 1992 when the Tide did it that many times to open the season. The school record for consecutive games holding an opponent to 14 points or less is 31 from 1960-63. The Crimson Tide did it in the last three games of the 1960 season and all 11 games of the 1961 and 1962 campaigns before the streak ended in the seventh game of the 1963 season when Mississippi State scored 19 in a 20-19 UA win.

Consecutive Games Allowing 14 Points or Less

- 31 games - 1960-63
- 18 games - 1965-66
- 14 games - 1963-64 & 1975-76
- 13 games - 1959-60
- 10 games - 1958
- 9 games - 1968, 1992, 2010-11
- 8 games - 1974
- 7 games - 1990, 2005

APPLYING PRESSURE: Senior jack linebacker Courtney Upshaw has been a regular presence in opposing backfields this season. He is second in the SEC and ranks tied for 12th nationally with 1.4 tackles for loss per game or 11.5 for losses of 54 yards. Upshaw is also tied for eighth in the SEC with .56 sacks per game (4.5 for minus-35 yards) while making 27 total tackles with a team-high seven quarterback hurries. He now has 30 career tackles for loss (-127 yards) and 12.5 sacks (-76 yards), both totals ranking just outside of the top 10 in school history. Alabama is second in the SEC in both tackles for loss (7.6 per game) and sacks (2.1 per game) while ranking 18th nationally in TFLs. UA has recorded 61 tackles for loss this season (-247 yards) and 17 sacks in eight games. By comparison, the Crimson Tide had 75 TFLs and 27 sacks in 13 games a year ago.

LONG DRIVES: Alabama is tied for third nationally with four drives of 90 yards or longer. Both Texas Tech and Utah State have had five drives of 90 yards or more, while the Crimson Tide is joined by Georgia Tech, New Mexico and Illinois with four. Arkansas, Southern Mississippi and Middle Tennessee all have three drives or 90 yards or longer. Alabama's first 90-yard drive of the season came on the road at No. 12 Florida when the Tide went 92 yards on a drive that started at the 12:25 mark of the fourth quarter. Trent Richardson finished off the 5:27 drive that lasted 11 plays with a 36-yard touchdown run. UA then had a 12-play, 94-yard drive against Vanderbilt that resulted in a one-yard Richardson touchdown. The Mississippi game featured two drives of 90+ yards with Richardson accounting for all 92 yards on two plays, a 16-yard effort on the opening play and a 76-yard touchdown run. Later, Jalston Fowler closed out a 98-yard drive in the fourth quarter against the Rebels with a 69-yard run.

HIGHTOWER, JONES AND UPSHAW NAMED SEMIFINALISTS FOR THE LOMBARDI AWARD: Alabama has three of the 12 semifinalists for the 2011 Rotary Lombardi Award including junior linebacker Dont'a Hightower, senior offensive tackle Barrett Jones and senior linebacker Courtney Upshaw. Stanford is the only other team with multiple semifinalists with offensive guard David DeCastro and offensive tackle Jonathan Martin. Also making the list of semifinalists are Vinny Curry (Marshall), Melvin Ingram (South Carolina), Matt Kalil (USC), Luke Kuechly (Boston College), Whitney Mercilus (Illinois), Manti Te'o (Notre Dame) and Jerel Worth (Michigan State). The coveted Lombardi Award is given annually to the nation's top college football lineman (offense or defense) who, in addition to outstanding performance and ability, best exemplifies the discipline of Vince Lombardi.

SABAN ON BRYANT COACH OF THE YEAR WATCH LIST: Alabama head coach Nick Saban is one of 20 on the initial Bryant Coach of the Year list. The award honors excellence in coaching while also helping to raise funds to fight heart disease.

BARRON, HIGHTOWER ARE LOTT QUARTERFINALISTS: Senior defensive back Mark Barron and junior linebacker Dont'a Hightower were named quarterfinalists for the Lott Trophy, which recognizes the nation's Defensive IMPACT Player of the Year that exemplifies both athletic performance and personal character attributes.

HIGHTOWER AND UPSHAW NAMED SEMIFINALISTS FOR THE BUTKUS AWARD: Junior linebacker Dont'a Hightower and senior linebacker Courtney Upshaw were each selected as one of 12 semifinalists for the 27th annual Butkus Award, which goes to the nation's top linebacker.

HIGHTOWER NAMED LOTT IMPACT PLAYER OF THE WEEK: Junior linebacker Dont'a Hightower was recognized for his strong play on the defensive side of the ball in the 37-6 win over rival Tennessee on October 22 as he was named the Lott IMPACT Player of the Week. In recognition of Hightower's performance, the Pacific Club IMPACT Foundation, sponsors of the Lott IMPACT Trophy, will make a \$1,000 donation to the general scholarship fund at Alabama.

HIGHTOWER EARNS SEC DEFENSIVE PLAYER OF THE WEEK HONORS: In addition to his Lott IMPACT Player of the Week honor following his stellar performance against Tennessee on October 22, junior linebacker Dont'a Hightower was named the Southeastern Conference Defensive Player of the Week. Hightower had an overpowering game, recording seven tackles, one sack and three quarterback hurries plus being credited with breaking up two passes. He also tallied his first career interception, adding a 29-yard return.

ESPN.com MIDSEASON ALL-AMERICANS: Alabama was well represented on the ESPN.com Midseason All-America team, as compiled by Mark Schlabach. The Crimson Tide had five players recognized on the list (2 offense, 3 defense), more than any other team in the country. On offense, Trent Richardson earned the nod at running back while Barrett Jones was recognized for his versatility on the offensive line. Defensively, Courtney Upshaw, DeQuan Menzie and Mark Barron led the way for the Tide.

OVER THE LAST NINE GAMES: Over the last nine games, dating back to the 2011 Capital One Bowl against Michigan State, the Alabama defense has allowed just 34.56 rushing yards per game or 311 total rushing yards and two rushing touchdowns. The Crimson Tide has allowed 28 rushing yards or less in five of those nine games, including two games of negative rushing yards (Michigan State, -48 and Kent State, -9). Only Penn State has rushed for more than 100 yards, going for 107. Conversely,

ALABAMA IN THE AP POLL

Alabama has been ranked in 670 of the 1,032 Associated Press college football polls since 1936, according to the AP Poll Archive. The Crimson Tide owns a 401-120-8 all-time record in games when ranked in the Associated Press college football poll, including a 44-8 mark under head coach Nick Saban. The Crimson Tide is also ranked in the AP poll for the 58th consecutive week, its longest streak since the mid 1990s when UA was ranked for 71 consecutive weeks under head coach Gene Stallings. UA was ranked No. 1 in the AP preseason poll in 2010 for the first time since 1978 and just the third time in school history.

Associated Press Top 25 - Week 10

Rank	Team (FPV)	Record	Points	Previous Rank
1	LSU (47)	8-0	1,439	1
2	ALABAMA (10)	8-0	1,401	2
3	Oklahoma State	8-0	1,305	3
4	Stanford	8-0	1,278	4
5	Boise State (1)	7-0	1,241	5
6	Oregon	7-1	1,148	7
7	Oklahoma	7-1	1,096	11
8	Arkansas	7-1	1,035	8
9	Nebraska	7-1	976	13
10	South Carolina	7-1	861	14
11	Clemson	8-1	851	6
12	Virginia Tech	8-1	755	15
13	Michigan	7-1	718	17
14	Houston	8-0	611	18
15	Michigan State	6-2	586	9
16	Penn State	8-1	553	21
17	Kansas State	7-1	536	10
18	Georgia	6-2	446	22
19	Wisconsin	6-2	420	12
20	Arizona State	6-2	384	23
21	USC	6-2	323	20
22	Georgia Tech	7-2	230	RV
23	Cincinnati	6-1	128	24
24	West Virginia	6-2	111	25
25	Auburn	6-3	107	RV

Others Receiving Votes: Texas 99, Southern Mississippi 67, Washington 52, Ohio State 37, TCU 26, Texas A&M 25, Florida State 4, Notre Dame 1.

2011 Opponents in BOLD

ALABAMA IN THE COACHES' POLL

The Crimson Tide has enjoyed much success in the coaches rankings over the last half century. The United Press International debuted the coaches poll in 1950 and ran the poll through the 1990 season. USA TODAY took over the poll in 1991 and has run the poll for the last 20 seasons. Alabama was ranked No. 1 in the 2010 preseason coaches' poll after starting out the 2009 preseason poll at No. 5. Alabama remained in the top five the entire season, reaching No. 1 after defeating Florida in the SEC Championship and holding the position to claim the national championship after defeating Texas in Pasadena. The Tide has five UPI (1961, 1964, 1973 and 1979) and two USA Today (1992 and 2009) coaches poll national titles.

USA TODAY Coaches' Top 25 - Week 10

Rank	Team (FPV)	Record	Points	Previous Rank
1	LSU (41)	8-0	1,457	1
2	ALABAMA (18)	8-0	1,434	2
3	Stanford	8-0	1,323	3
4	Oklahoma State	8-0	1,314	4
5	Boise State	7-0	1,237	5
6	Oregon	7-1	1,175	7
7	Oklahoma	7-1	1,117	9
8	Arkansas	7-1	1,046	8
9	Nebraska	7-1	973	13
10	South Carolina	7-1	919	14
11	Virginia Tech	8-1	871	15
12	Clemson	8-1	779	6
13	Michigan	7-1	734	17
14	Houston	8-0	679	18
15	Penn State	8-1	646	19
16	Michigan State	6-2	528	10
17	Wisconsin	6-2	463	11
18	Arizona State	6-2	445	20
19	Kansas State	7-1	440	12
20	Georgia	6-2	410	21
21	West Virginia	6-2	270	24
22	Cincinnati	6-1	232	23
23	Georgia Tech	7-2	193	RV
24	Southern Mississippi	7-1	160	RV
25	Texas	5-2	122	RV

Others Receiving Votes: TCU 55, **AUBURN 41**, Washington 38, Texas A&M 30, Ohio State 21, Florida State 11, Notre Dame 9, North Carolina 2, Missouri 1.

2011 Opponents in BOLD

Alabama has rushed for 2,109 yards (352 carries) and 33 touchdowns in those nine games, averaging 234.3 yards per game and 5.99 yards per carry while scoring a touchdown on the ground every 10.7 rushes. Trent Richardson has led the way over that span with 1,031 rushing yards and 18 rushing touchdowns on 159 carries for 6.5 yards per tote. Eddie Lacy has carried 63 times for 551 yards (just eight games) and seven touchdowns while averaging 8.8 yards per carry.

TIDE NO. 2 IN BCS RANKINGS: Alabama stands firmly in the No. 2 spot of the Bowl Championship Series rankings, .0143 behind No. 1 LSU. The Tigers boast a BCS average of .9734 with Alabama at .9591. Oklahoma State comes in at No. 3 with a .9310 average, .0281 behind the Tide and .0695 ahead of No. 4 Stanford (.8615). Boise State rounds out the top five at .8522 with Oklahoma (.7760) in sixth, Arkansas (.7033) seventh, Oregon (.6916) eighth, South Carolina (.6177) ninth and Nebraska (.6156) 10th.

TIDE NO. 2 IN THE HARRIS POLL: Alabama remains at No. 2 in the Harris interactive College Football Poll. The Harris Poll is comprised of former coaches, players and administrators along with current and former media members. It is a component of the BCS rankings along with the coaches poll and six computer rankings. The Crimson Tide garnered 2,775 points, including 21 first-place votes. LSU is ranked first with 93 first-place votes and 2,853 total points. Oklahoma State is third with a total of 2,594 points. Stanford is fourth and Boise State fifth. Oregon, Oklahoma, Arkansas, Nebraska and Clemson round out the top 10.

FINISHING IN THE FOURTH QUARTER: After letting three games slip away in the fourth quarter last season, Alabama put an emphasis on finishing strong in 2011. That emphasis has paid dividends so far with an impressive edge in several categories in the fourth quarter. The Crimson Tide has outscored its eight opponents – including three top 25 teams – by a margin of 61 points (69-8) in the fourth quarter while outgaining its opposition 730 yards to just 135 yards on the ground, a difference of 595 yards. The Tide offense has only had to throw 18 passes – completing 13 – while opponents have only completed 44.1 percent of their passes with five interceptions and averaged just 2.2 yards per rush and 2.9 yards per play.

4th Quarter Comparison

	Alabama	Opponents
Scoring	69	8
Total Yards	863	353
Plays	122	120
Yards Per Play	7.1	2.9
Rushing Yards	730	135
Touchdowns	8	1
Carries	104	61
Yards Per Carry	7.0	2.2
Passing Attempts	18	59
Completions	13	26
Completion %:	72.2	44.1
Passing Yards	133	227
Touchdowns	1	0
Interceptions	0	5
Passing Efficiency	152.62	59.44

MARGIN OF VICTORY: The Crimson Tide has beaten its eight opponents this season by an average of 32.5 points per game. It is the largest margin of victory in the Nick Saban era at Alabama and the third-largest margin in college football this season. It is also tied with Stanford for the largest margin of victory in FBS football in 2011. Wisconsin is third nationally averaging 29.1 more points per game than its opponents, but the Badgers have two losses. The previous best for Alabama was last season when the Tide outscored its opponents by an average of 22.2 points per game after winning by an average of 20.4 ppg in 2009. The Tide has outscored its opponents by an average of 18.0 points over Saban's 62 games at the Capstone. Below is a list of the top five teams nationally in margin of victory.

Margin of Victory

Team	Margin of Win	Points-Opp. Pts.
Alabama	32.50	315-55
Stanford	32.50	396-136
Wisconsin	29.13	361-128
LSU	27.75	314-92
Houston	27.50	418-198



DISCIPLINE SHOWS: Alabama's disciplined approach to football is evident in its ability to play a clean football game. The Crimson Tide ranks second nationally in fewest penalties per game, being flagged an average of just 3.38 times per game. The Tide also ranks third in fewest penalty yards in the country, averaging 29.50 per contest. UA leads the SEC in fewest penalties per game and ranks second behind Kentucky in penalty yards per game (27.86).

ALABAMA CONTINUES SUCCESS ON THE ROAD: Alabama's win at Mississippi on October 15 continued a trend of road success by the Crimson Tide in recent seasons. Including the win over the Rebels, Alabama has a 14-2 mark in true road games since 2008. The Tide posted a 3-2 mark last season on the heels of identical 4-0 records in 2008 and 2009. Alabama has outscored its opponents 549-251 over that span. In all games away from Tuscaloosa since 2008, Alabama is 19-4, including a 10-4 mark against ranked opponents.

RICHARDSON/INGRAM COMPARISON: Junior running back Trent Richardson has had a solid season running the ball in the 2011 collecting 989 yards on the ground through eight games. Through eight games during Mark Ingram's Heisman Trophy winning season in 2009, he had 1,004 rushing yards. In addition, Richardson has had 149 carries for 17 touchdowns, while Ingram had 153 carries and eight touchdowns after eight games.

VLACHOS, RICHARDSON AND UPSHAW HONORED BY THE SEC: Alabama senior center William Vlachos was honored by the SEC as its Offensive Line-man of the Week following the Crimson Tide's 38-10 victory at Florida on October 1. Vlachos received the highest grade on the line and did not allow a sack or a pressure, making critical line calls in pass protection. In addition to Vlachos, junior running back Trent Richardson and senior linebacker Courtney Upshaw made the Other Outstanding Performances list as Richardson tallied a career-best 181 rushing yards on 29 carries and two touchdowns, while Upshaw recorded four tackles, three for losses including a sack, and returned an interception for a touchdown against the Gators.

TIDE AT HOME SINCE 2008: Alabama is 25-1 in its last 26 games at Bryant-Denny Stadium, dating back to the start of the 2008 season. During that stretch the Crimson Tide has been extremely stingy on defense and very effective on offense. Some of the most impressive numbers include 59 rushing touchdowns for the Alabama offense, while the Crimson Tide defense has surrendered only two rushing touchdowns at home over that span. UA has averaged 195.8 yards of total offense more than its opponents while rushing for 127.1 more yards per game. Alabama is also outscoring its opponents by 25.8 points per game (33.8 points per game [878 points] to 8.0 points per game [207]). Below is a look at the numbers for the Crimson Tide during its last 25 games at home:

By the Numbers

Total Offense: 10,815/416.0 ypg/96 TD	Total Defense: 5,725/220.2 ypg/21 TD
Rushing Offense: 5,200/200.0 ypg/59 TD	Rushing Defense: 1,895/72.9 ypg/2 TD
Passing Offense: 5,615/216.0 ypg/37 TD	Passing Defense: 3,922/150.8 ypg/19 TD
Scoring Offense: 878/33.8 ppg	Scoring Defense: 207/8.0 ppg

ALABAMA RANKED 58 STRAIGHT WEEKS BY AP: Alabama has been ranked in 58 straight *Associated Press* polls, which is the longest streak in the nation. The streak began with the first poll of the 2008 season. Boise State holds the next longest streak with 54 straight mentions.

TOUGH SLATE: Alabama boasts one of the most difficult schedules in the nation with four games against teams ranked in the *USA TODAY* Coaches' Poll Top 25. The Tide has already faced then-No. 20 Penn State, where Alabama came out with a 27-11 win, then-No. 12 Arkansas, winning 38-14, and then-No. 12 Florida, taking home a 38-10 victory. The Tide will also take on No. 1 LSU (Nov. 5). Additionally, Auburn is receiving votes in the poll.

BEATING THE BEST: Alabama is 17-5 against the Associated Press Top 25 over the past three seasons and 9-3 against AP top 10 teams. UA had reeled off nine straight wins against top 25 teams until at loss at South Carolina in October of 2010. The Crimson Tide's 31-6 win over No. 7 Florida on October 2, 2010, was the Tide's second straight win over a top 10 team and third top 25 victory in a four-week span. Alabama went 5-3 against the AP Top 25 last season.

Alabama vs. AP Top 25 Opponents (since the start of the 2008 season)

2011 ALABAMA ROSTER BREAKDOWN

CLASS	Total
Seniors	20
Juniors	21
Sophomores	23
Redshirt Freshmen	12
Freshmen	21

MOST GAMES PLAYED

Player	Total
Josh Chapman	50
Marquis Maze	49
Mark Barron	49
Courtney Upshaw	49
William Vlachos	43
Darius Hanks	42
Damion Square	41
Dont'a Hightower	39
Chris Jordan	39

CONSECUTIVE GAMES PLAYED

Player	Streak
Marquis Maze	49
Courtney Upshaw	48
William Vlachos	35
Michael Williams	35
Nico Johnson	30
Brad Smelley	30
Josh Chapman	28
Dre Kirkpatrick	26
Robert Lester	26

MOST GAMES STARTED

Player	Total
Dont'a Hightower	37
William Vlachos	35
Mark Barron	34
Barrett Jones	33
Marquis Maze	30
Darius Hanks	26
Michael Williams	22
Josh Chapman	21

CONSECUTIVE GAMES STARTED

Player	Streak
William Vlachos	35
Cade Foster	21
Dont'a Hightower	21
Robert Lester	21
Cody Mandell	21
Jeremy Shelley	21
Carson Tinker	21
Chance Warmack	21

CURRENT PLAYERS WHO HAVE NOT MISSED A GAME

Player	Games
Marquis Maze	49
Courtney Upshaw	48
Michael Williams	35

2011 ALABAMA COACHING STAFF PLAYERS OF THE WEEK

The Alabama coaching staff recognized players of the week each regular season game in 2011. Below is a game-by-game look at the Tide's players of the week winners.

Kent State (announced September 5)

Offense:	Barrett Jones, Eddie Lacy
Defense:	Courtney Upshaw, DeQuan Menzie
Specialists:	Marquis Maze, Will Lowery, Trey DePriest, Vinnie Sunseri

Penn State (announced September 12)

Offense:	Mike Williams, William Vlachos
Defense:	Mark Barron, C.J. Mosley, Dre Kirkpatrick
Specialists:	Trey DePriest, Dee Milliner, Alex Watkins, Vinnie Sunseri

North Texas (announced September 19)

Offense:	Brad Smelley, Trent Richardson, Eddie Lacy
Defense:	Courtney Upshaw, Dont'a Hightower, Robert Lester, Mark Barron
Specialists:	Will Lowery, Jerrell Harris

Arkansas (announced September 26)

Offense:	Trent Richardson, Barrett Jones
Defense:	Dre Kirkpatrick, Dont'a Hightower, Mark Barron
Specialists:	Marquis Maze, Brandon Gibson, Alex Watkins

Florida (announced October 3)

Offense:	Trent Richardson, William Vlachos, Chance Warmack
Defense:	Courtney Upshaw, Alex Watkins
Specialists:	Marquis Maze, Vinnie Sunseri, Brad Smelley

Vanderbilt (announced October 10)

Offense:	Brad Smelley, Michael Williams, Marquis Maze
Defense:	Mark Barron, Dont'a Hightower
Specialists:	Cade Foster, DeQuan Menzie

Mississippi (announced October 17)

Offense:	Trent Richardson, AJ McCarron, Chance Warmack
Defense:	Mark Barron, Nico Johnson
Specialists:	Dre Kirkpatrick, Vinnie Sunseri

Tennessee (announced October 24)

Offense:	Marquis Maze, Alfred McCullough
Defense:	Dont'a Hightower, Nico Johnson, Courtney Upshaw
Specialists:	Hardie Buck, Cade Foster

Player of the Week Leaders:

Mark Barron	5
Marquis Maze	5
Dont'a Hightower	4
Trent Richardson	4
Vinnie Sunseri	4
Courtney Upshaw	4

Date	Team	Opp. Rank	Result
Aug. 30, 2008	vs. Clemson (at Atlanta, Ga.)	9	W, 34-10
Sept. 27, 2008	at Georgia	3	W, 41-30
Nov. 8, 2008	at LSU	15	W, 27-21 (OT)
Dec. 6, 2008	vs. Florida (at Atlanta, Ga.)	2	L, 20-31
Jan. 2, 2009	vs. Utah (at New Orleans, La.)	7	L, 17-31
Sept. 5, 2009	vs. Virginia Tech (at Atlanta, Ga.)	7	W, 34-24
Oct. 10, 2009	at Mississippi	20	W, 22-3
Oct. 17, 2009	South Carolina	22	W, 20-6
Nov. 6, 2009	LSU	9	W, 24-15
Dec. 5, 2009	vs. Florida (at Atlanta, Ga.)	1	W, 32-13
Jan. 7, 2010	vs. Texas (at Pasadena, Calif.)	2	W, 37-21
Sept. 11, 2010	Penn State	18	W, 24-3
Sept. 25, 2010	at Arkansas	10	W, 24-20
Oct. 2, 2010	Florida	7	W, 31-6
Oct. 9, 2010	at South Carolina	19	L, 21-35
Nov. 6, 2010	at LSU	11	L, 21-24
Nov. 13, 2010	Mississippi State	17	W, 30-10
Nov. 26, 2010	Auburn	2	L, 27-28
Jan. 1, 2011	vs. Michigan State	7	W, 49-7
Sept. 10, 2011	at Penn State	23	W, 27-11
Sept. 24, 2011	Arkansas	14	W, 38-14
Oct. 1, 2011	at Florida	12	W, 38-10

ALABAMA HAS SECOND MOST WINS SINCE 2008: Alabama has won 44 games dating back to the start of the 2008 season, which is the second most in the Football Bowl Subdivision. The Crimson Tide won 12 games in 2008, followed that with a perfect 14-0 record in 2009 and a 10-3 mark in 2010. Alabama is one win back of Boise State, with 45 wins. The Tide has the most victories of any team that plays in a BCS conference.

Total Wins (2008-present)

Team	Wins	2008+2009+2010+2011
Boise State	45	12+14+12+7
ALABAMA	44	12+14+10+8
TCU	42	11+12+13+6
Florida	38	13+13+8+4

FIRST-TIME STARTERS: Five Alabama players have made their first starts for the Crimson Tide this season: wide receiver Kenny Bell, quarterback AJ McCarron, linebacker Alex Watkins, wide receiver DeAndrew White and defensive end Jesse Williams.

NEWCOMERS CONTRIBUTE IN 2011: The Crimson Tide has seen 18 of its newcomers (nine redshirt freshmen, seven true freshmen and two junior college transfers) make appearance thus far in the 2011 season. Among the nine redshirt freshmen were TE Harrison Jones, LB Adrian Hubbard, DL Brandon Ivory, OL Chad Lindsay, OL Austin Shepherd, QB Phillip Sims, RB Blake Sims, TE Brian Vogler and WR DeAndrew White. Alabama's seven true freshmen included S Ha Ha Clinton-Dix, LB Trey DePriest, LB Xzavier Dickson, WR Christion Jones, OL Cyrus Kouandjio, DL Jeffrey Pagan and DB Vinnie Sunseri. DL Quinton Dial and DL Jesse Williams, who are both junior college transfers, have also contributed for Alabama this season.

PRESEASON ALL-AMERICANS: Eight Crimson Tide players earned preseason All-America honors from various publications prior to the 2011 season. The list includes Mark Barron, Dont'a Hightower, Barrett Jones, Dre Kirkpatrick, Robert Lester, Trent Richardson, Courtney Upshaw and William Vlachos. Barron was a first-team selection by *Phil Steele*, *Athlon Sports*, *Lindy's*, *Sporting News* and *Playboy*, while Hightower earned first-team honors from *Lindy's*, second-team recognition from *Phil Steele* and third-team distinction from *Athlon Sports*. Jones was a first-team choice from *Phil Steele*, *Athlon Sports*, *Lindy's* and *Sporting News*. Kirkpatrick joined Hightower on the *Athlon Sports* third team, while Lester made his way to the second team of *Phil Steele* and *Lindy's*. Richardson was a first-team pick on *Phil Steele* and *Playboy* and a second-team choice by *Athlon Sports*, *Lindy's* and *Sporting News*. Upshaw was named to *Phil Steele's* third team list as was Vlachos, who also earned third-team recognition from *Athlon Sports*.

TIDE PLAYERS EARN EARLY ACCOLADES: Twelve Alabama players were named to 14 different preseason awards watch lists heading into the 2011 season. The players were recognized before the start of the 2011 season as potentially the top players at their position nationally. Trent Richardson led the way for the Tide appearing on five of the 14 lists, while Dont'a Hightower and Courtney Upshaw were named to four of the lists. Mark Barron, Dre Kirkpatrick, Robert Lester, Marquis Maze and William Vlachos appeared on three difference lists, and Darius Hanks and Barrett Jones on two. Rounding out the preseason watch nods were Nico Johnson and Michael Williams, making one list apiece. Barron, Hightower, Kirkpatrick and Upshaw were on the watch list for the Chuck Bednarik Award (best defensive player) and were joined by Lester on the Bronko Nagurski Award (defensive player of the year) list. Richardson was named to many of the overall player and running back award watch lists announced, including the Doak Walker Award (best running back), the Maxwell Award (most outstanding player) and the Walter Camp Award (player of the year). Lester also appeared on the Walter Camp Award list with Richardson. For a complete listing of the preseason watch lists, refer to the chart on page 4.

TWO TIDE PLAYERS NAMED *PLAYBOY* ALL-AMERICANS: Alabama landed two players on the 2011 *Playboy Magazine* annual preseason College Football All-America Team. Mark Barron was selected at safety and Trent Richardson at running back. Alabama has had eight Playboy All-Americans in the last four years after Andre Smith was chosen in 2008, Rolando McClain and Javier Arenas were selected in 2009 and Julio Jones and Mark Ingram in 2010.

RECORD NUMBER OF PRESEASON ALL-SEC SELECTIONS: The Tide placed a total of 16 players on the Preseason All-SEC team, which is the most in any year in the league. In addition, Alabama's nine first-team selections is the highest for any team in a single season beating out the previous high of eight that was set by Alabama in 2010 and Florida in 2009.

11TH ANNUAL HERBIE AWARDS: ESPN college football analyst Kirk Herbstreit unveiled his annual "Herbie Awards" prior to the season. Alabama garnered six different accolades. Junior Trent Richardson was named as one of the best running backs while the Tide linebackers were mentioned as one of the best position units in college football. Sophomore linebacker C.J. Mosley was mentioned as a "Name You'll Know by October" while head coach Nick Saban was named as one of the best defensive minds in the sport. Defensive coordinator Kirby Smart made the list of "See You Next Year: College Head Coaches in 2012". Senior safety Mark Barron was named to the All-Uni Team. Herbstreit also predicted that Alabama will defeat South Carolina to earn the SEC Championship.

NFL DRAFT: The Crimson Tide saw five UA players selected in the 2011 NFL Draft, including first round picks Marcell Dareus (third overall to the Buffalo Bills), Julio Jones (sixth overall to the Atlanta Falcons), James Carpenter (25th overall to the Seattle Seahawks) and Mark Ingram (28th overall to the New Orleans Saints). Greg McElroy rounded out the Alabama draft picks by being selected in the seventh round (208th overall) by the New York Jets.

NFL IMPACT: Alabama has been a feeder system for the National Football League in recent years and the start of the 2011 NFL campaign proved no different. All four Crimson Tide first round picks (Marcell Dareus, Julio Jones, Mark Ingram and James Carpenter) earned the start in week one for their respective teams. The four rookie starters were second among all schools as Wisconsin had five former players start in their pro debuts. In all, 12 rookies earned the start in their first game from the Southeastern Conference.

SABAN AMONG THE BEST: Head coach Nick Saban's arrival in Tuscaloosa led to the Crimson Tide's rapid rise up the national rankings. That success in such a short period of time impacted the Tide's record book. Saban produced the largest win increase from year one to year two in school history as Alabama went from seven wins in 2007 to 12 wins in 2008. He is one of two coaches (with Oklahoma's Bob Stoops) in the Football Bowl Subdivision (FBS) to have coached 10 years and never suffered through a losing season. Saban achieved more firsts in 2009 with back-to-back 10-win seasons and his

first undefeated campaign. He followed that up with another 10-win season in 2011. Saban is currently sixth in winning percentage (71.9 percent) among active coaches who have coached at least 10 years of FBS football. He is also the only active coach, and one of only two coaches (with former Florida head coach Urban Meyer) to win two BCS National Championships and the first to accomplish the feat at two different schools.

NEW HIRES: The Alabama football staff features three new assistants in 2011 with the addition of Mike Groh (wide receivers and recruiting coordinator), Chris Rumph (defensive line) and Jeff Stoutland (offensive line). Groh, a former quarterback at Virginia, joined the Crimson Tide after most recently serving as quarterbacks coach at Louisville. Rumph, a four-year letterman at South Carolina, spent the last five seasons as the defensive ends coach at Clemson, while Stoutland served as Miami's offensive line coach from 2007-10.

SUNSERI FOOTBALL FAMILY: Alabama assistant head coach Sal Sunseri is joined this season by his youngest son, Vinnie, who has been named one of the Specialists of the Week by the coaching staff four times this season. The Sunseri family tree now spans to two major college football programs as his eldest son, Tino, is in his junior season at Pittsburgh. Tino is in his second season as the starting quarterback and was named a team captain. Sal left his mark on the field as well, earning consensus All-American honors as a senior team captain at Pittsburgh in 1981. In addition, he anchored a Panther defense that led the NCAA in total defense in 1980 and 1981.

HELMET DECALS: The Alabama football team is sporting more than just crimson on its helmets in 2011. The Crimson Tide wears a houndstooth pattern decal and a number 77 decal on all of its helmets this season. The houndstooth decal represents the memory of the devastation created by the tornado that hit the Tuscaloosa community on April 27 and the 77 decal is in memory of the late Aaron Douglas, a Tide offensive lineman who passed away in May.

ALABAMA DEGREES: Alabama's success on the field under the direction of head coach Nick Saban has also coincided with the Crimson Tide's success in the classroom. The 2011 Crimson Tide began the season with 11 players that already have degrees in hand, including Hardie Buck (Aug. 2011), Josh Chapman (May 2011), Nick Gentry (Dec. 2010), Brandon Gibson (Dec. 2010), Barrett Jones (Aug. 2011), Phelon Jones (May 2011), Alfred McCullough (May 2011), Morgan Ogilvie (Aug. 2011), Chris Underwood (May 2011), William Vlachos (May 2011) and Alex Watkins (Dec. 2010). Over the past four seasons (2008-11) the Crimson Tide has seen 42 players compete after having already graduated.

RETURNING SUCCESS: Alabama returned 19 starters and 51 lettermen from its 2010 squad that went 10-3, finishing the season ranked 10th in the Associated Press poll and 11th in the *USA TODAY* Coaches' poll. Much of last year's preseason talk was about the Tide's offense, whereas this year it has been much about the defense. Highlighting the list of returnees in the defensive backfield is senior All-American Mark Barron and junior All-American Robert Lester. Barron was the team's leader in total tackles with 75, while Lester led Alabama in interceptions with eight. Among the Tide's returnees up front is senior Courtney Upshaw and junior Dont'a Hightower, who combined for 121 total tackles, 18 tackles for loss, seven sacks and five pass breakups. Upshaw

SABAN AMONG THE BEST

TOP WINNING PERCENTAGE (DIVISION-I)			
BY ACTIVE COACHES (10 YEARS)			
Bob Stoops	Oklahoma (13)	135-32	.808
Gary Patterson	TCU (12)	104-30	.776
Joe Paterno	Penn State (46)	409-136-3	.748
Mark Richt	Georgia (11)	102-36	.739
Steve Spurrier	South Carolina (22)	193-74-2	.720
NICK SABAN	ALABAMA (16)	137-53-1	.719

was first on the team in tackles for loss with 14.5 and ranked fifth in the SEC with his seven sacks. As a unit, Alabama's defense finished the 2010 season ranked third nationally in scoring defense (13.54 ppg), fifth in total defense (286.38) and sixth in pass efficiency defense (103.54).

DEFENSIVE NOTES

DEFENSE MAKES A STATEMENT: Through eight games, the Crimson Tide has held opponents to an average of 180.50 total yards of offense, ranking Alabama first in the nation in total defense. The Tide also ranks in the top two in the remaining defensive categories, including pass efficiency (first - 83.63 passer efficiency rating), scoring defense (first - 6.88 ppg), rushing defense (first - 44.88 ypg) and pass defense (second - 135.63 ypg). Alabama also leads the SEC in all of the above categories.

GAMES WITH AN INTERCEPTION: With one interception against Tennessee on October 22, Alabama has recorded at least one interception in seven of its eight games this season. The only game the Tide did not record a pickoff was against North Texas (Sept. 17). Alabama recorded an interception in 11 of the 13 games in 2010, putting together a run of 17 games with a pick in its last 20 outings. Eight different Tide players have tallied an interception in 2011, with Dee Milliner leading the way with two.

10 POINTS OR LESS: In its last game, Alabama held Tennessee to 6 points. Under head coach Nick Saban, the Crimson Tide has held opponents to 10 points or less 30 times since the start of the 2007 season, including six times in eight games this season. Last season, Alabama held opponents to 10 points or less eight times and limited opponents to that mark seven times in 2009 and 2008. In 2007, the Tide posted two games in which it held opponents to that mark.

FIRST HALF DEFENSE: Yielding only 6 points in the first half against Tennessee on October 22, Alabama has allowed seven points or less in 12 of its last 13 first halves of play. Over that span, the Crimson Tide has surrendered just three points or less on seven occasions, including four shutouts. UA had a streak of nine straight games before allowing 10 points in the first half to Florida on October 1.

First-Half Points

- 3 – LSU (Nov. 6, 2010)
- 3 – Mississippi State (Nov. 13, 2010)
- 7 – Georgia State (Nov. 18, 2010)
- 7 – Auburn (Nov. 26, 2010)
- 0 – Michigan State (Jan. 1, 2011)
- 0 – Kent State (Sept. 3, 2011)
- 3 – Penn State (Sept. 10, 2011)
- 0 – North Texas (Sept. 17, 2011)
- 7 – Arkansas (Sept. 24, 2011)
- 10 – Florida (Oct. 1, 2011)
- 0 – Vanderbilt (Oct. 8, 2011)
- 7 – Mississippi (Oct. 15, 2011)
- 6 – Tennessee (Oct. 22, 2011)

TIDE SPENDS EVENING IN MISSISSIPPI BACKFIELD: Alabama registered a season-best 14 tackles for loss and five sacks in a 52-7 SEC win at Mississippi on Oct. 15. The Crimson Tide accounted for minus-52 yards with Nico Johnson and Courtney Upshaw leading the way with two TFL each. Upshaw also recorded a season-best two sacks to give him the team lead with 3.5 on the year. It is the most tackles for loss in a single game for Alabama during Nick Saban's tenure at the Capstone, a span of 61 games. The previous high was 13 tackles for loss against Louisiana-Monroe on Nov. 17, 2007.

SHUTOUT: Alabama's win over Vanderbilt on October 8, marked the second shutout win for the Crimson Tide in 2011 (with a 41-0 win over North Texas on Sept. 17), and the first SEC shutout victory for the Tide since a 36-0 win over Auburn on Nov. 29, 2008. It also marks Alabama's first shutout win over Vanderbilt since a 20-0 win on Sept. 11, 1997, and marked the 13th time Alabama has shutout the Commodores in the series.

NON-OFFENSIVE TDs IN THE SABAN ERA: Courtney Upshaw's 45-yard interception return at Florida on October 1, was Alabama's second interception return of the 2011 season, and the second in two weeks along with DeQuan Menzie's 25-yard interception return for a score against Arkansas. The score against the Gators was Alabama's third non-offensive touchdown of 2011 and the 23rd overall since the Nick Saban Era began in 2007. Since Saban took over as Alabama head coach, the Crimson Tide has garnered 23 non-offensive touchdowns including 10 interception returns, 7 punt returns, 3 kickoff returns, 2 fumble returns and 1 blocked punt return for a touchdown.

Non-Offensive TDs In The Saban Era

2011 - 2 INT, 0 KOR, 1 PR, 0 FR
2010 - 2 INT, 1 KOR, 0 PR, 0 FR, 1 BkPR
2009 - 2 INT, 2 KOR, 1 PR, 1 FR
2008 - 4 INT, 0 KOR, 4 PR, 1 FR
2007 - 0 INT, 0 KOR, 1 PR, 0 FR
Totals - 10 INT, 2 FR, 3 KOR, 7 PR, 1 BkPR

COMPLETIONS HARD TO COME BY: The Alabama defense has been the best in the nation in limiting completions from opposing quarterbacks. The Crimson Tide has held opponents to a meager 48.15 completion percentage through seven games (117-of-243). The Tide is also first in the nation in yards per attempt at 4.47 ypa while ranking third in yards per completion at 9.27.

YARDS AT A PREMIUM: The Alabama defense is allowing an average of only 180.50 yards per game entering this week, which ranks first nationally and leads the SEC. The Tide is also surrendering only 3.15 yards per play, which leads the nation. UA opponents have run 458 plays against the Crimson Tide defense this season and only managed 119 plays – both running and passing – that went for more than five yards, which accounts for just 26.0 percent. On the flip side of that, the Alabama offense has seen 44.8 percent of its plays go for more than five yards (243-of-542). The Tide defense has also given up only 50 plays (10.9 percent) of more than 10 yards and 24 plays of more than 15 yards (5.2 percent).

HOLDING THEIR GROUND: Crossing midfield against the Crimson Tide defense has not been an easy task in the first eight games of the 2011 season. Alabama opponents have crossed the 50-yard line only 24 times (only counts drives that started in the opponent territory), but of those 24 drives that moved into Alabama territory, the opponent passed the UA 40-yard line only 16 times. Of those 24 drives, opponents have managed 47 points (five touchdowns and four field goals). Alabama has forced interceptions on three of those drives and punts four other times. The Tide has also blocked one field goal, forced three turnovers on downs once and recovered a fumble.

STOUT DEFENSIVE OUTING: The Alabama defense turned in another strong defensive effort in the win over Mississippi on October 15. The Crimson Tide held the Rebels to 141 total yards (28 rushing, 113 passing). In Saban's 62-game tenure at Alabama, the Crimson Tide has limited the opposition to less than 300 yards of total offense 37 times, or 59.7 percent of the time. The Tide has not allowed more than 251 yards (Penn State) in a single game this season and has limited the opponent to less than 200 yards five times (Kent State – 90 yards; North Texas – 169 yards; Vanderbilt – 190 yards; Mississippi – 141 yards; Tennessee – 155).

FIRST DOWN CHAIN TOUGH TO MOVE: Alabama's defense has also proven to be very stingy when it comes to allowing first downs, surrendering just 79 first downs in eight games for an average of 9.9 per contest. UA has allowed just 21 total first downs rushing and seven have come by penalty. Opposing offenses are converting just 26.45 percent of their third-down attempts against Alabama (32-of-121). The Crimson Tide gave up a season-low six against Kent State and again against Tennessee. The six first downs allowed were the second fewest in the Nick Saban era (2007-present) – UA gave up just five to Chattanooga in 2009. The Crimson Tide has held opponents to nine first downs or less 12 times dating back to the start of the 2008 season and most recently against Tennessee on October 22 (six).

YARDS HARD TO COME BY: During Nick Saban's last 48 games at the Capstone, the Crimson Tide defense has held the opposing offense to less than 200 yards of total offense 18 times. Alabama has accomplished the feat five times thus far this season, limiting Kent State to 90 total yards, North Texas to 169 total yards, Vanderbilt to 190 total yards, Mississippi to 141 yards and Tennessee to 155 yards. The 90 yards against Kent State also marked the second time a Saban defense has limited its opponent to less than 100 yards of total offense. Alabama's best came in 2009 when they held Chattanooga to just 84 yards of total offense. The Tide held opponents under 200 yards three times in 2010, four times in 2009 and six times in 2008.

THREE AND OUT: Alabama led the nation in defensive three-and-outs in 2009 with 5.61 per game and then ranked 10th nationally last season with 4.08 per game. The 2011 season is off to an even better start with a nation-best 57 three-and-outs through eight games. The Tide forced Kent State into three-and-outs on 12 of its 17 possessions. UA then forced Penn State to three three-and-outs in week two and North Texas into eight. Alabama opened SEC play by recording seven three-and-outs against Arkansas followed by six at Florida, five against Vanderbilt, six at Mississippi and 10 against Tennessee, making for an average of 7.13 per game.

GROUND DEFENSE: Limiting opposing running backs to less than 100 yards is nothing new for the Crimson Tide. Alabama has surrendered only nine individual 100-yard rushing games dating back to the 2005 season (86 games), a mark that leads the nation. Since head coach Nick Saban arrived in 2007 (62 games), Alabama has allowed four players to rush for 100 yards in a game: Tennessee's Tauren Poole (117 yards), Mississippi's BenJarvus Green-Ellis (131 yards), Houston's Anthony Alridge (100 yards) and Arkansas' Darren McFadden (195 yards).

Fewest 100-Yard Rushers Allowed (FBS teams since 2005)

1. ALABAMA	9
Boston College	10
3. Boise State	13
Ohio State	13
5. Penn State	19

TOUGH SLEDDING ON THE GROUND: Alabama leads the nation in giving up the fewest rushing touchdowns since the start of the 2005 season, surrendering only 49. The Buckeyes entered the season leading that category, but have since given up four this season, including two in a loss to Nebraska. Since head coach Nick Saban arrived in 2007, the Crimson Tide has allowed 31 rushing touchdowns while OSU has allowed 32. In 2010, Alabama surrendered only six rushing touchdowns in 13 games and has given up two this season - one at Penn State and one at Mississippi.

NOWHERE TO RUN: Alabama held Tennessee to 92 rushing yards on 32 carries last time out. In head coach Nick Saban's 62-game tenure at Alabama, the Crimson Tide has limited the opposition to less than 100 rushing yards 39 times, or 62.9 percent of the time. The 92 yards on the ground by the Volunteers marks the seventh time in eight games this season that the opposition has been held under 100 yards.

BARRON HONORED FOR OUTING AT PENN STATE: Senior safety Mark Barron was named the Jim Thorpe Defensive Back of the Week on September 14. Barron totaled seven tackles with an interception and a fumble recovery and both of his take-aways thwarted Penn State drives inside Crimson Tide territory. The interception ended a Penn State drive at the UA 9-yard line in the third quarter and the fumble recovery stopped the Nittany Lions at the Alabama 35-yard line in the fourth quarter. The interception was the 11th of Barron's career. He was also named the Southeastern Conference Defensive Player of the Week for his efforts at Penn State.

DePRIEST MAKING AN IMPACT: True freshman linebacker Trey DePriest has started on special teams and seen reserve action at linebacker for the Crimson Tide this season. He was named the co-SEC Freshman of the Week for his efforts against Kent State where he led the team in tackles with 10 while making his presence felt literally throughout the stadium with multiple bone-jarring hits. DePriest has also been twice named a Specialist of the Week by the Alabama coaching staff and is third on the team with 17

tackles in five games this year.

RETURNING CAPTAINS: Senior safety Mark Barron and junior linebacker Dont'a Hightower are the third set of captains to return to the position for a second season since Alabama first began naming multiple team captains in 1956. In 2002, both Jarret Johnson and Tyler Watts were second-year leaders, while Antoine Caldwell and Rashad Johnson repeated in 2008.

HIGHTOWER RETURNS: Junior linebacker Dont'a Hightower returns for his fourth season at the Capstone as the man in the middle of Alabama's complex defensive scheme. Hightower received a medical redshirt for the 2009 season after suffering a torn anterior cruciate ligament in the fourth game of the season against Arkansas. An amazingly quick recovery returned him to the practice field with full contact during spring drills. Hightower split time between the Mike and Will linebacker spots in 2010 while also seeing time with his hand in the dirt on passing downs to take advantage of his pass-rushing skills. The Lewisburg, Tenn., native has 158 career tackles with 12.0 tackles for loss and 17 quarterback hurries. Hightower leads the team in 2011 with 25 tackles in four games with a career-best 4.5 tackles for loss and two quarterback hurries.

BARRON RETURNS: Senior safety Mark Barron is one of the most prominent safeties in the nation. The Mobile, Ala., native is a two-time first-team All-SEC player while garnering third-team All-America honors in 2009 and first-team All-America recognition in 2010. He has 175 career tackles and has ranked second and first, respectively, among Crimson Tide players in total stops the past two seasons. Barron has 19 pass breakups over the past three seasons and 11 interceptions. In 2010, Barron was the leader of the Tide secondary. He finished as the Tide's top tackler 75 stops while missing the bowl game with a torn pectoral muscle. This year, he is second on the team with 22 total stops while recording one interception and two pass breakups.

OFFENSIVE NOTES

OFFENSIVE IMPROVEMENT UNDER McELWAIN: Since offensive coordinator Jim McElwain's arrival in 2008, Alabama has improved each season in points per game, rushing yards and passing yards. The Crimson Tide is currently averaging 12.3 more points per game in 2011 (39.4 ppg) than it did in 2007 (27.1 ppg) and 83.8 more yards per game in total offense.

Offensive Comparison Since 2007

Year	Points Per Game (Avg.)	Rushing Yards (Avg.)	Passing Yards (Avg.)	Total Offense (Avg.)
2007	352 (27.1)	1,940 (149.2)	2,919 (224.5)	4,859 (373.8)
2008	422 (30.1)	2,585 (184.6)	2,396 (171.1)	4,981 (355.8)
2009	449 (32.1)	3,011 (215.1)	2,631 (187.9)	5,642 (403.0)
2010	464 (38.5)	2,378 (182.9)	3,395 (261.2)	5,773 (440.1)
2011	315 (39.4)	1,834 (229.2)	1,827 (228.4)	3,661 (457.6)

20 POINTS IN 27 STRAIGHT GAMES: Alabama has scored at least 20 points in 27 straight games dating back to the 2009 Tennessee game. The 27-game streak of scoring at least 20 points is the longest in school history. The Tide strung together 16 consecutive games of 20 or more points during the 1973 and 1974 seasons. UA also had 12-game streaks in 1944-46 and 1982-83. During UA's current 27-game streak, Alabama has outscored its opponents 974-304 for an average score of 36.1-11.3. Alabama has also posted 18 games of at least 30 points in the streak as well as nine games of 40-plus points, three games of 50-plus points and two games in the 60s. The Tide has actually scored at least 20 points in 34 of its last 35 games and 41 of its last 43 games. Below is a look at the longest stretches of games where the Crimson Tide scored at least 20 points.

20+ points in consecutive games

27	2009 - present
16	1973-74
12	1982-83
12	1944-46

MAZE ECLIPSES 100 YARDS RECEIVING: With 106 yards on five catches against Tennessee, on October 22, senior wide receiver Marquis Maze eclipsed the 100-yard receiving mark for the second time this season. He tallied his first career 100-yard receiving game in the season opener against Kent State (8 catches, 118 yards).

MAZE MOVES UP CAREER RECEIVING LIST: Senior wide receiver Marquis Maze moved up the career receiving list on the strength of five catches for 106 yards against Tennessee on October 22. Maze is now seventh on the career receiving yards list with 1,699. He passed David Palmer (1991-93), who had 1,611 yards. D.J. Hall (2004-07) holds the record with 2,923 receiving yards. Maze's 69-yard reception in the first quarter was the longest of the season for Maze and the second longest (80, Arkansas, Sept. 26, 2009) of his career.

BELL HAULS IN FIRST CAREER TOUCHDOWN: Sophomore wide receiver Kenny Bell caught his first career touchdown in the win against Tennessee. Bell's catch came in the third quarter when he snagged a 39-yard pass from AJ McCarron. Bell became the 13th different player to score for the Tide this season and the fifth different UA receiver to record their first career touchdown this year.

McCARRON THROWS FOR CAREER BEST: Sophomore quarterback AJ McCarron threw for a career-best 284 yards in Alabama's win over Tennessee. He finished the night 17-of-26 passing with one passing touchdown and a rushing touchdown. The sophomore ignited the Tide in the second half, throwing for 162 yards on 9-of-11 passing with two scores. McCarron completed his first eight passes of the second half, going a perfect 7-for-7 in the third quarter.

McCARRON'S STREAK ENDS: Sophomore quarterback AJ McCarron threw his first interception against Tennessee on October 22, after compiling a streak of 152 attempts since his last miscue. It is the third-longest streak in school history. He went six straight games without a pick. Brodie Croyle holds the school record of 190 consecutive passes without an interception with Jay Barker (155) second.

RICHARDSON HONORED BY SEC, AGAIN: Junior running back Trent Richardson earned his second Southeastern Conference Offensive Player of the Week nod on October 17, after a solid performance at Mississippi where he led Alabama with a career-high 183 rushing yards and four touchdowns. His 76-yard touchdown run in the third quarter against the Rebels was also the longest of his career.

SCORING VARIETY: Alabama has found the end zone in a variety of ways in its first four SEC contests this season. The Crimson Tide threw for two touchdowns against Arkansas, rushed for one touchdown and returned a punt and an interception for scores. DeQuan Menzie returned an interception 25 yards for a score, while Marquis Maze returned a punt 83 yards. AJ McCarron tossed two touchdown passes, while Eddie Lacy rushed for a touchdown. At Florida, Trent Richardson rushed for a pair of touchdowns, McCarron and Lacy also tacked on one rushing touchdown apiece, and Courtnew Upshaw returned an interception 45 yards for the score. In the win against Vanderbilt, Alabama had four passing touchdowns from McCarron to DeAndrew White twice and Brad Smelley and Darius Hanks each for one, while Richardson tacked on one rushing TD. Most recently at Mississippi, Richardson accounted for four of the Tide's seven touchdowns. The remained three touchdowns were collected by Jalston Fowler, who had two rushing, and Bradon Gibson, who caught a 10-yard pass from McCarron.

GIBSON CATCHES FIRST CAREER TOUCHDOWN: Alabama senior wide receiver Brandon Gibson caught his first career touchdown in the win over Mississippi on October 15. Gibson became the 12th different player to score for the Crimson Tide in 2011.

RICHARDSON HAMMERS HIS WAY PAST 100: Junior running back Trent Richardson recorded his sixth straight 100-yard rushing game at Mississippi on October 15, with a career-best 183 yards on 17 carries. The six straight 100-yard outings equaled Shaun Alexander school record of six consecutive during the 1999 season. Alexander had at least 100 yards in

his first six games of the season while Richardson has done it in games 2-7 of the 2011 season. Siran Stacy (1989) and Sherman Williams (1993) both had five in a row in 1993. Richardson's first 100-yard effort came at Happy Valley against No. 23 Penn State, rushing for 111 yards. He followed with a 167-yard, three-touchdown performance against North Texas and a 126-yard effort vs. Arkansas. He totaled 181 yards and two touchdowns at Florida and 107 yards and a score against Vanderbilt. Richardson then set a career-high in rushing yards for the third time this season with 183 yards and a career-best four touchdowns. He also went over the century mark at Tennessee in 2010 (119 yards), vs. Penn State in 2010 (144 yards), vs. Florida International in 2009 (118 yards) and against Texas in the 2010 BCS National Championship Game (2009 season).

RICHARDSON HAVING BIG YEAR: Trent Richardson is in the top seven nationally and leading the Southeastern Conference with 123.62 yards per game and 10th on the Alabama career rushing yard list with 2,440 yards and is 47 yards shy of surpassing Sherman Williams on the No. 9 spot. He is tied for second nationally in scoring at 13.50 points per game. Richardson leads the Crimson Tide with 989 yards and 17 rushing touchdowns (18 total touchdowns). He is the 16th Alabama back to surpass 2,000 yards rushing in a career.

RICHARDSON ON RECORD PACE: Alabama junior running back Trent Richardson has been scoring touchdowns at an alarming rate to start the 2011 season. Through eight games, Richardson has found the end zone 18 times. Richardson opened the year with three touchdowns against Kent State and followed that up with two more at Penn State. Richardson scored three touchdowns for Alabama against North Texas and added another against Arkansas. With the two scores against Florida, one vs. Vanderbilt, a career-best four at Mississippi and a pair against Tennessee, Richardson pushes his career total to 31 touchdowns on the ground and 37 overall. The 37 touchdowns (31 rush, 5 rec., 1 ret.) ranks fifth, one behind Johnny Musso on the Alabama career list. Shaun Alexander is the all-time leader at Alabama with 50 career touchdowns with Mark Ingram second with 46.

RICHARDSON SETS CAREER BEST: Alabama junior running back Trent Richardson has set his career high in rushing three times this season. He first went for 167 yards on 11 carries against North Texas, breaking his previous best of 144 vs. Penn State in 2010. He then rushed for 181 yards on a career-high 29 carries in a win at No. 12 Florida. The 181 yards is the most by an Alabama back against Florida in the series history, surpassing Billy Jackson's 147 yards against the Gators in 1978. Richardson then accomplished the feat for a third time with 183 yards on just 17 carries (10.76 ypc) at Mississippi with a career-high four touchdowns.

RICHARDSON VS. THE TOP 25: Trent Richardson has excelled against the nation's best competition in the 2011 season. He has faced three top-25 teams in five games and is averaging 139.3 rushing yards per game against the likes of then-No. 23 Penn State (111 yards), then-No. 14 Arkansas (126 yards) and then-No. 12 Florida (181 yards). Richardson also netted 131 yards receiving on 10 receptions against top-25 competition this year. He has four rushing and one receiving touchdowns in those games with 549 yards of total offense.

BALL SECURITY: Junior running back Trent Richardson has continued a pattern of Alabama running backs holding onto the football. Holding the ball high and tight is a principle of running backs coach Burton Burns that has been highly successful during his five years at Alabama. Richardson has lost just one fumble in 487 career touches. His only lost fumble came in the sixth game of his freshman season (2009), losing the ball at the end of a seven-yard run in Oxford against Mississippi. Richardson has not lost a fumble in 423 touches, which spans a portion of the last three seasons. In fact, Alabama's rotation of its top-two running backs (Ingram/Richardson, 2009-10; Richardson/Lacy, 2011) has lost just three fumbles dating back to the start of the 2009 season, a span of 1,033 touches. If you go back to the start of Coach Burn's tenure at the Capstone, the Crimson Tide's main tandem of running backs has lost just seven fumbles in five years.

IMPRESSIVE GROUND ATTACK: Alabama has now scored 27 rushing touchdowns this season ranking the Crimson Tide tied for second nation-

ally and first in the Southeastern Conference in that category. Alabama has scored 37 touchdowns this season total.

AJ CONSISTENT AND EFFICIENT AT QB: Alabama sophomore quarterback AJ McCarron has shown excellent decision making after the first eight games of the 2011 season. The native of Mobile, Ala., has connected on 134-of-200 passing (67.00 percent) for 1,664 yards and 10 touchdowns. McCarron has started all eight of Alabama's contests this season at quarterback. He ranks 20th nationally and second in the SEC with a 150.39 passing efficiency rating.

ALABAMA AERIAL ATTTACK: Alabama went to the air against Vanderbilt with sophomore quarterback AJ McCarron leading the charge with a career-best game. McCarron completed a career-high 23 passes on a career-best 30 attempts. He also tossed a career high in touchdowns with four. Senior wide receiver Marquis Maze caught a career-best nine balls for 93 yards. Sophomore DeAndrew White also tallied a career-high in touchdowns (2) and yards (52).

McCARRON TOSSES 4 TDs IN A GAME: Sophomore quarterback AJ McCarron threw four touchdowns against Vanderbilt. The four touchdowns in a single game ties Mike Shula (Memphis State, Oct. 26, 1985) and John Parker Wilson (Arkansas, Sept. 15, 2007) for the second most in school history. Gary Hollingsworth threw a school-record five touchdowns at Mississippi on Nov. 4, 1989.

THREE ROAD STARTS = THREE ROAD WINS: Making only his second-career start at quarterback, AJ McCarron recorded his first road win and it came at one of the most intimidating venues in college football – Beaver Stadium – against one of the most tradition-rich programs – Penn State. McCarron's initial success on the road followed the footsteps of his predecessor, Greg McElroy, who defeated No. 7 Virginia Tech 34-24 in his first start away from home at the Georgia Dome in Atlanta in 2009. McElroy then won his first true road contest at Kentucky later that season, 38-20. McElroy finished his career 11-2 away from Tuscaloosa (includes neutral site games). McCarron also joined McElroy in registering a win over Arkansas in his first SEC start. On October 1, McCarron went into another hostile environment in his first SEC road contest where he guided the Tide to a 38-10 victory at Florida. Most recently, McCarron directed Alabama to a 52-7 decision at Mississippi.

SMELLEY, WHITE GRAB FIRST CAREER TOUCHDOWNS: Senior tight end Brad Smelley hauled in his first career touchdown when he caught an AJ McCarron pass for six yards for the first score of the game in the first quarter against Vanderbilt on October 8. Redshirt freshman receiver DeAndrew White also caught his first career touchdown when he snared a high pass at the back of the end zone late in the second quarter against the Commodores, before catching another in the third quarter. Smelley and White became the ninth and 10th players, respectively, to score this season. Senior Darius Hanks also joined the action against Vanderbilt, recording his first touchdown of the season to become the 11th different player to score in 2011.

MAZE SETS CAREER HIGHS: Alabama senior wide receiver Marquis Maze tallied a career-high nine catches against Vanderbilt. The nine catches were the most by an Alabama player since Julio Jones caught 10 passes against Auburn (Nov. 26, 2010).

MAZE NOMINATED FOR GEICO PLAY OF THE YEAR: Senior Marquis Maze's 83-yard punt return against Arkansas on September 24, earned a nomination for the GEICO Play of the Year. The punt return for a touchdown was the first of his career and the longest return of his career. The punt return was the first for a touchdown for Alabama since Javier Arenas found the end zone against Chattanooga on Nov. 21, 2009. The return also marked the 10th longest return for a touchdown in Alabama history.

JONES AND RICHARDSON HONORED BY THE SEC: Alabama junior running back Trent Richardson and junior offensive lineman Barrett Jones were named SEC Offensive Player of the Week and SEC Offensive Lineman of the Week, respectively, following the Crimson Tide's 38-14 vic-

tory over Arkansas on September 24. Richardson rushed for a game-high 126 yards on 17 carries, marking his third-straight 100-yard game, and also caught three passes for a game-best 85 yards. Jones received the highest grade on the Alabama offensive line and helped lead a balanced Tide attack that led to 197 rushing yards and 200 passing yards.

DARIUS HANKS RETURNS: Alabama senior wide receiver Darius Hanks returned to the field on September 17, for the first time this season after sitting out two games in compliance with the NCAA redshirt rule. In 2011, he has 18 receptions for 230 yards.

MAZE MAKES A STATEMENT: Senior wide receiver/return specialist Marquis Maze is one of the key components in replacing All-America wide receiver Julio Jones, and Maze has shown his ability. The senior enjoyed a big day in the season opener against Kent State, setting personal single-game bests in receiving and returns. For the game, Maze returned eight punts for 96 yards (12-yard average), returned a kickoff for 39 yards, and caught eight passes for 118 yards for a total of 253 all-purpose yards. The receiving yard total is a single-game high for Maze at Alabama, exceeding his prior high of 96 yards against Florida in 2009. On the season, Maze leads the Crimson Tide in receptions with 39 for 482 yards (12.4 yard average) and one touchdown. He also has 26 punt returns for 338 yards, with an average of 13.0 yards per return, ranking 11th nationally.

BARRETT JONES DOES IT ALL ON THE OFFENSIVE LINE: Junior All-American Barrett Jones has started at right guard the past two seasons, but added a few responsibilities to his résumé this spring and fall. He started all four games this season at left tackle and has also seen snaps at left guard, right tackle and center. A candidate for the Outland Trophy and Lombardi Award, Jones has now started 33 games at the Capstone.

O-LINE EXPERIENCE A KEY: Alabama has one of the most experienced offensive lines in the nation. The Crimson Tide return four starters from last year's unit and a combined 115 careers starts. Center William Vlachos leads the line with 35 career starts, making every start dating back to the 2009 season opener. Tackle/guard Barrett Jones is close behind with 33 starts, missing only two games late last season (Georgia State & Auburn) with a sprained ankle. Chance Warmack has started the last 21 games at left guard and D.J. Fluker started 17 games at right tackle. Anthony Steen is the newcomer to the group with nine starts.

100-YARD RUSHERS AND RECEIVERS: Thirty-four times in 31 different games Alabama has had rushers exceed 100 yards, and the Tide has had 15 100-yard receivers in 15 games since head coach Nick Saban arrived in Tuscaloosa. Former running back Mark Ingram recorded 12 100-yard rushing games during his career, while junior Trent Richardson has 10 100-yard rushing efforts, sophomore Eddie Lacy with two and sophomore Jalston Fowler with one. Under Saban, Alabama has gone 30-1 in those 31 games that produced a 100-yard rusher. Marquis Maze (2) and Trent Richardson (1) are the only current players with a 100-yard receiving game. The Tennessee game on Oct. 23, 2010, marked the sixth time under Saban that Alabama has had a 100-yard rusher and receiver in the same game.

100-Yard Rushers (30-1)

246 by Mark Ingram vs. South Carolina (Oct. 17, 2009)	W
218 by Glen Coffee vs. Kentucky (Oct. 4, 2008)	W
183 by Trent Richardson at Mississippi (Oct. 15, 2011)	W
181 by Trent Richardson at Florida (Oct. 1, 2011)	W
173 by Terry Grant at Vanderbilt (Sept. 8, 2007)	W
172 by Mark Ingram at Mississippi (Oct. 10, 2009)	W
167 by Trent Richardson vs. North Texas (Sept. 17, 2011)	W
162 by Glen Coffee at Arkansas (Sept. 20, 2008)	W
161 by Eddie Lacy vs. North Texas (Sept. 17, 2011)	W
157 by Mark Ingram at Arkansas (Sept. 25, 2010)	W
151 by Mark Ingram at Duke (Sept. 18, 2010)	W
150 by Mark Ingram vs. Virginia Tech (Sept. 5, 2009)	W
149 by Mark Ingram vs. Mississippi State (Nov. 14, 2009)	W
144 by Trent Richardson vs. Penn State (Sept. 11, 2010)	W
144 by Mark Ingram vs. LSU (Nov. 7, 2009)	W
144 by Glen Coffee vs. Auburn (Nov. 29, 2008)	W

SERIES NOTES

THE ALABAMA-LSU SERIES: Alabama leads the series with LSU 45-24-5 in the series that dates back to the 1895 season. The 2011 game will be the 75th meeting between these two long-time Southern football rivals. The Tigers won the inaugural meeting in Baton Rouge, 12-6, on Nov. 18, 1895. The two teams did not meet again until the 1902 season, with LSU prevailing once again. Alabama's first series win came on Nov. 9, 1903, in Baton Rouge as the Crimson Tide scored a 10-0 victory. From 1919-45, Alabama posted a 12-game unbeaten streak (9-0-3) against LSU. The series was resumed during the 1944 season with the Tigers gaining a slight advantage over the next nine meetings, posting a 5-3-1 record from 1946-58. Alabama went 16-2 (.889) against LSU from 1964-81, including a series-long 11-game winning streak from 1971-81. LSU also ended UA's school record 31-game (30-0-1) unbeaten streak with a 17-13 win at Bryant-Denny Stadium in 1993. The Tigers snapped a 15-game winless streak to the Crimson Tide in Tiger Stadium with a 30-28 win in Baton Rouge on Nov. 4, 2000. LSU has won eight of the last 14 meetings, dating back to 1997. Alabama snapped a five-game series skid with the 27-21 overtime win in Baton Rouge in 2008 and followed that with a 24-15 win in Tuscaloosa in 2009. In last season's meeting, LSU scored 14 fourth-quarter points to take the game 24-21 in Tiger Stadium.

Date	Result	Site	Score	Total
Nov. 18, 1895	L	A	6-12	6-12
Nov. 29, 1902	L	H	0-11	6-23
Nov. 9, 1903	W	H	18-0	24-23
Dec. 2, 1904	W	A	11-0	35-23
Nov. 23, 1907	W	H*	6-4	41-27
Nov. 25, 1909	L	H**	6-12	47-39
Nov. 15, 1919	W	A	23-0	70-39
Nov. 13, 1920	W	H	21-0	91-39
Oct. 29, 1921	T	A***	7-7	98-46
Nov. 10, 1922	W	H	47-3	135-49
Nov. 16, 1923	W	H****	30-3	165-52
Oct. 10, 1924	W	A	42-0	207-52
Oct. 30, 1925	W	H	24-0	231-52
Oct. 8, 1927	T	H**	0-0	231-52
Dec. 8, 1928	W	H**	13-0	244-52
Nov. 15, 1930	W	H****	33-0	277-52
Sept. 30, 1944	T	A	27-27	304-79
Oct. 6, 1945	W	A	26-7	330-86
Nov. 9, 1946	L	A	21-31	351-117
Nov. 22, 1947	W	H	41-12	392-129
Nov. 20, 1948	L	A	6-26	398-155
Sept. 29, 1951	L	H	7-13	405-168
Sept. 27, 1952	W	A	21-20	426-188
Sept. 26, 1953	T	H*	7-7	433-195
Sept. 25, 1954	W	A	12-0	445-195
Sept. 28, 1957	L	A	0-28	445-223
Sept. 27, 1958	L	H*	3-13	448-236
Nov. 7, 1964	W	H**	17-9	465-245
Nov. 6, 1965	W	A	31-7	496-252
Nov. 5, 1966	W	H**	21-0	517-252
Nov. 11, 1967	W	A	7-6	524-258
Nov. 9, 1968	W	H**	16-7	540-265
Nov. 8, 1969	L	A	15-20	555-285
Nov. 7, 1970	L	H**	9-14	564-299
Nov. 6, 1971	W	A	14-7	578-306
Nov. 11, 1972	W	H**	35-21	613-327
Nov. 22, 1973	W	A	21-7	634-334
Nov. 9, 1974	W	H**	30-0	664-334
Nov. 8, 1975	W	A	23-10	687-344
Nov. 6, 1976	W	H**	28-17	715-361
Nov. 5, 1977	W	A	24-3	739-364
Nov. 11, 1978	W	H**	31-10	770-374
Nov. 10, 1979	W	A	3-0	773-374
Nov. 8, 1980	W	H	28-7	801-381
Sept. 5, 1981	W	A	24-7	825-388
Nov. 6, 1982	L	H**	10-20	835-408
Nov. 5, 1983	W	A	32-26	867-434

140 by Mark Ingram at Kentucky (Oct. 3, 2009)	W
134 by Terry Grant vs. Western Carolina (Sept. 1, 2007)	W
126 by Glen Coffee at LSU (Nov. 8, 2008)	W
126 by Trent Richardson vs. Arkansas (Sept. 24, 2011)	W
125 by Jalston Fowler at Mississippi (Oct. 15, 2011)	W
121 by Glen Coffee vs. Houston (Oct. 6, 2007)	W
119 by Trent Richardson at Tennessee (Oct. 23, 2010)	W
118 by Trent Richardson vs. Florida International (Sept. 12, 2009)	W
116 by Mark Ingram vs. Texas (Jan. 7, 2010) (BCS)	W
113 by Mark Ingram vs. Florida (Dec. 5, 2009) (SEC)	W
113 by Mark Ingram vs. Arkansas State (Nov. 1, 2008)	W
111 by Trent Richardson at Penn State (Sept. 10, 2011)	W
111 by Eddie Lacy vs. San Jose State (Sept. 4, 2011)	W
112 by Glen Coffee vs. Florida (Dec. 6, 2008) (SEC)	L
109 by Trent Richardson vs. Texas (Jan. 7, 2010) (BCS)	W
107 by Trent Richardson vs. Vanderbilt (Oct. 8, 2011)	W
104 by Terry Grant vs. Tennessee (Oct. 20, 2007)	W
102 by Mark Ingram vs. Chattanooga (Nov. 21, 2009)	W

100-Yard Receivers (12-3)

221 by Julio Jones at Tennessee (Oct. 23, 2010)	W
199 by Julio Jones vs. Auburn (Nov. 26, 2010)	L
185 by D.J. Hall vs. Tennessee (Oct. 20, 2007)	W
172 by D.J. Hall at Arkansas (Sept. 15, 2007)	W
140 by D.J. Hall at Mississippi (Oct. 13, 2007)	W
128 by Julio Jones at LSU (Nov. 8, 2008)	W
124 by Julio Jones vs. Florida (Dec. 6, 2008) (SEC)	L
118 by Marquis Maze vs. Kent State (Sept. 4, 2011)	W
118 by Julio Jones at South Carolina (Oct. 9, 2010)	L
106 by Marquis Maze vs. Tennessee (Oct. 22, 2011)	W
106 by Julio Jones at Duke (Sept. 18, 2010)	W
103 by Julio Jones at Tennessee (Oct. 25, 2008)	W
102 by Julio Jones vs. LSU (Nov. 7, 2009)	W
101 by Trent Richardson vs. Mississippi (Oct. 16, 2010)	W
100 by Mike McCoy vs. Florida International (Sept. 12, 2009)	W

100-Yard Rusher/Receiver in Same Game (5-1)

Tennessee (Oct. 20, 2007)	W	104 by Terry Grant and 185 by D.J. Hall vs. Florida (Dec. 6, 2008 - SEC)	L	112 by Glen Coffee and 124 by Julio Jones Florida Int'l. (Sept. 12, 2009)	W	118 by T. Richardson and 100 by Mike McCoy LSU (Nov. 7, 2009)	W	144 by Mark Ingram and 102 by Julio Jones at Duke (Sept. 18, 2010)	W	151 by Mark Ingram and 106 by Julio Jones at Tennessee (Oct. 23, 2010)	W	119 by T. Richardson and 221 by Julio Jones
---------------------------	---	--	---	---	---	---	---	--	---	--	---	---

SPECIAL TEAMS NOTES

MAZE RETURNS KICKOFF FOR 70 YARDS AT FLORIDA: Alabama senior wide receiver and return specialist Marquis Maze had another stellar special teams performance in the Crimson Tide's 38-10 win at Florida on October 8. Towards the end of the first quarter, Maze returned a kickoff for 70 yards, his longest kickoff return of the season, setting up an Alabama touchdown to tie the game at 10-10. Maze leads the team with an average of 29.8 yards per kick return.

MAZE'S 83-YARD PUNT RETURN FOR A TD: Alabama senior wide receiver and return specialist Marquis Maze took the first Crimson Tide opportunity of the second half against Arkansas for a touchdown on an 83-yard punt return. The punt return for a touchdown is the first of his career and the longest return of his career. The punt return was the first for a touchdown for Alabama since Javier Arenas found the end zone against Chattanooga on Nov. 21, 2009. The return also marked the 10th longest return for a touchdown in Alabama history.

MAZE SETS PUNT RETURN MARK: Alabama senior wide receiver and return specialist Marquis Maze totaled a career-best 253 all-purpose yards vs. Kent State while also leading all receivers with 118 yards on a career-best eight catches. But he etched his name in the Alabama record book with a game-high tying eight punt returns for 96 yards. The 96 yards was also the seventh-most in a single game in UA history. Maze also added one kickoff return for 39 yards.

Nov. 10, 1984	L	H**	14-16	881-450
Nov. 9, 1985	T	A	14-14	895-464
Nov. 8, 1986	L	H**	10-14	905-478
Nov. 7, 1987	W	A	22-10	927-488
Nov. 5, 1988	L	H	18-19	945-507
Nov. 11, 1989	W	A	32-16	977-523
Nov. 10, 1990	W	H	24-3	1001-526
Nov. 9, 1991	W	A	20-17	1021-543
Nov. 7, 1992	W	A	31-11	1052-554
Nov. 6, 1993	L	H	13-17	1065-571
Nov. 5, 1994	W	A	35-17	1100-588
Nov. 4, 1995	W	H	10-3	1110-591
Nov. 9, 1996	W	A	26-0	1136-591
Nov. 8, 1997	L	H	0-27	1136-618
Nov. 7, 1998	W	A	22-16	1158-634
Nov. 6, 1999	W	H	23-17	1181-651
Nov. 4, 2000	L	A	28-30	1209-681
Nov. 3, 2001	L	H	21-35	1230-716
Nov. 16, 2002	W	A	31-0	1261-716
Nov. 15, 2003	L	H	3-27	1264-743
Nov. 13, 2004	L	A	10-26	1274-769
Nov. 12, 2005	L/OT	H	13-16	1287-785
Nov. 11, 2006	L	A	14-28	1301-813
Nov. 3, 2007	L	H	34-41	1335-854
Nov. 8, 2008	W/OT	A	27-21	1363-875
Nov. 7, 2009	W	H	24-15	1387-890
Nov. 6, 2010	L	A	21-24	1409-914

*--Mobile
 **---Birmingham
 ***---New Orleans
 ****---Montgomery

NATIONAL CHAMPIONS: Nick Saban, Les Miles and Steve Spurrier are the three active SEC coaches to win a national championship. Saban led Alabama to the 2009 BCS National Championship and LSU to a 13-1 record and the BCS National Championship in 2003, while Miles led the Tigers to the BCS National Championship in 2007. Spurrier guided Florida to a 12-1 ledger and the school's first national title in 1996.

ALABAMA-LSU AT VARIOUS SITES: The Alabama-LSU series has been played at six different sites since the initial meeting in 1895. The city of Baton Rouge has hosted the most games in the series (35), with Alabama posting a 25-8-2 record on the LSU campus. Only one other Louisiana city has hosted this series, with Alabama and LSU playing to a 7-7 tie in New Orleans in 1921. Four Alabama cities have played host to this rivalry, including Tuscaloosa, Mobile, Montgomery and Birmingham. The Tide owns a 20-14-2 record in the state of Alabama.

ALABAMA-LSU SERIES IS A LONG ONE: The LSU series is the fifth-longest series in school history. The two teams began playing in 1895, the 15th game in Crimson Tide history, and the 2011 game marks the 75th meeting between the two teams. Only Mississippi State (96), Tennessee (94), Vanderbilt (83) and Auburn (75) have played Alabama more than LSU.

Most Games vs. Opponent (All-Time)

Opponent	Games	1st Meeting
Mississippi State	96	1896
Tennessee	94	1901
Vanderbilt	83	1903
Auburn	75	1892
LSU	74	1895

Alabama's Oldest Football Series

Opponent	First Meeting
1. Auburn	1893
2. Mississippi	1894
3. Georgia	1895
LSU	1895
5. Mississippi State	1896
6. Tennessee	1901

SABAN VS. LSU: Alabama head coach Nick Saban is 2-3 in his career against LSU, following last year's 24-21 loss at Tiger Stadium. Prior to that, Alabama had won a pair of games with a 27-21 overtime victory in 2008 and a 24-15 win in 2009. Before his arrival in Tuscaloosa, Saban-coached teams were 0-2 against LSU, losing 46-25 to the Tigers while at Michigan State in the 1995 Independence Bowl in Shreveport and 41-34 in 2007 Tuscaloosa. Saban was the head coach at LSU from 2000-04 and compiled a 48-16 (.750) record, leading the Tigers to the 2003 BCS National Championship and two SEC Championships during his tenure. In 2003, Saban led the Tigers to a 13-1 record and a 21-14 win over Oklahoma in the BCS National Championship Game played at the Sugar Bowl in New Orleans, La.

ALABAMA VS. LOUISIANA SCHOOLS: Alabama owns an 85-40-8 record against teams from the state of Louisiana. The Crimson Tide has played 115 of those 131 games against LSU (74) and Tulane (41).

ALABAMA SINGLE-GAME RECORDS VS. LSU: Below is Alabama's single-game records against the LSU Tigers in the schools' 74 previous meetings.

Category	Record Holder	Year
Rushing Attempts:	35, Kenneth Darby	2004
	35, Bobby Humphrey	1987
Rushing Yards:	291, Shaun Alexander	1996
Rushing TD:	4, Shaun Alexander	1996
Most TD Passes:	3, Andrew Zow	1998
Longest Pass:	77, Gary Rutledge to Wayne Wheeler	1973
Most Receiving Yards:	134, Quincy Jackson	1998
Most TD Receptions:	2, Quincy Jackson	1998

MISCELLANEOUS NOTES

37 NATIONAL TV GAMES IN LAST 47 GAMES: Alabama's contest against Tennessee on October 22, marked the 37th nationally-televised game since the start of the 2008 season for the Crimson Tide. In 2010, Alabama had five games on CBS, three games on ESPN, two games on ESPN2, one on ABC and one on ESPNU. In 2009, UA played two games on ABC, including the BCS National Championship Game, and six games on CBS while ESPN broadcast two more Crimson Tide games. In 2008, Alabama had 10 of its 14 games broadcast nationally, including five games on CBS, three games on ESPN, one on ABC and one on FOX.

TIDE 45-3 UNDER SABAN WHEN LEADING AT THE HALF: The Crimson Tide is 45-3 when leading at halftime under head coach Nick Saban. Alabama had a 28-game winning streak snapped in 2010 against LSU. The first two losses came against LSU with the last loss to Auburn in 2010. In 2007, UA held a 20-17 halftime lead before losing, 41-34, on Nov. 3, 2007, at Bryant-Denny Stadium. In 2010, UA led 10-3 at the half before the Tigers rallied for a 24-20 win at Tiger Stadium. The Tide lost 28-27 to Auburn to close out the 2010 season after leading 24-7 at the half. The Crimson Tide is 3-5 under Saban when trailing at halftime and 2-2 when tied at halftime. The three wins when trailing at the half came in a 34-24 win over No. 7 Virginia Tech on Sept. 5, 2009, in Atlanta; a 24-15 victory over No. 9 LSU on Nov. 7, 2009; and a 24-20 win at Arkansas on Sept. 25, 2010. Alabama's three wins when tied at halftime came at LSU on Nov. 8, 2008, (a 27-21 victory), at Auburn with a 26-21 win on Nov. 27, 2009 and against Tennessee on Oct. 22, 2011 (37-6 victory).

HUGE CROWDS: On September 10, at Penn State, Alabama played before the largest crowd ever to witness a Crimson Tide football game as 107,846 fans packed Beaver Stadium in State College, Pa. The Crimson Tide has played in nine games away from home that saw the attendance figure eclipse 100,000, with all but Saturday's game being played at Neyland Stadium against Tennessee.

Top 6 Attendance Totals at Alabama Football Games

107,846 – at Penn State (Sept. 10, 2011)
107,722 – at Tennessee (Oct. 26, 2002)
107,709 – at Tennessee (Oct. 21, 2000)

107,289 – at Tennessee (Oct. 24, 1998)
 107,017 – at Tennessee (Oct. 23, 2004)
 106,700 – at Tennessee (Oct. 26, 1996)

FRESHMAN ACADEMICS: Alabama's 2010 freshman class did more than just excel on the football field, the Crimson Tide placed 11 rookies on the 2011 SEC First-Year Academic Honor Roll, by far the highest total in the SEC - more than double the second-place team. Mississippi State was second with five, while Auburn, Kentucky, South Carolina and Tennessee each had four. Florida and Georgia placed three representatives on the list apiece, and Arkansas, LSU and Vanderbilt all had two members of the honor roll, respectively. Mississippi rounded out the list with one. Alabama freshmen that made the list include: Cade Foster, Jalston Fowler, Corey Grant, Adrian Hubbard, Harrison Jones, Arie Kouandjio, C.J. Mosley, Nick Perry, Brian Vogler, DeAndrew White and Jay Williams. The 2009 freshman class was equally impressive placing 12 on the list, which again was more than double the next-highest SEC institution.

2010-11 SEC First-Year Academic Honor Roll		2009-10 SEC First-Year Academic Honor Roll	
Team	Total	Team	Total
1. ALABAMA	11	1. ALABAMA	12
2. Mississippi State	5	2. Mississippi State	6
3. Auburn	4	3. Mississippi	5
Kentucky	4	4. Kentucky	4
South Carolina	4	5. Arkansas	3
Tennessee	4	South Carolina	3
7. Florida	3	Tennessee	3
Georgia	3	8. Florida	2
9. Arkansas	2	Georgia	2
LSU	2	10. Auburn	1
Vanderbilt	2	Vanderbilt	1
12. Mississippi	1	12. LSU	0

TOP AIDES: Alabama's coaching staff was ranked No. 1 in the Yahoo! Sports/Rivals.com Top 10 Football Coaching Staffs list. Following the Tide was Oklahoma, TCU, Virginia Tech, Oregon, Iowa, South Carolina, Penn State, Boise State and Wisconsin. Alabama's leadership on the sidelines and in the booth has a wealth of knowledge across all levels of football. The nine-man staff features a former head coach at the Bowl Subdivision level in Bobby Williams (Michigan State). The staff also has five coaches that have spent time as assistant coaches in the NFL in Mike Groh (Jets), Jim McElwain (Raiders), Kirby Smart (Dolphins), Sal Sunseri (Panthers) and Bobby Williams (Lions and Dolphins).

CRIMSON TIDE PLAYERS ON NFL ROSTERS: The Alabama football program is well represented in the NFL as it starts the 2011 season with former players and coaches dotting league rosters. The Tide has 38 former players and coaches working in the NFL this season. Charlie Peprah is the only Alabama player on the defending Super Bowl Champion Green Bay Packers. The Crimson Tide has 25 current NFL players. There are 13 former UA players and/or coaches serving as assistant coaches in the NFL this season.

2011 NFL Rosters

Player	Pos.	Team
Mark Anderson	DE	Chicago Bears
Javier Arenas	DB	Kansas City Chiefs
Antoine Caldwell	C	Houston Texans
James Carpenter	OL	Seattle Seahawks
Terrence Cody	DT	Baltimore Ravens
Marcell Dareus	DT	Buffalo Bills
Brandon Deaderick	DE	New England Patriots
Wallace Gilberry	DL	Kansas City Chiefs
Roman Harper	DB	New Orleans Saints
Mark Ingram	RB	New Orleans Saints
Kareem Jackson	DB	Houston Texans
Jarret Johnson	LB	Baltimore Ravens
Marquis Johnson	DB	St. Louis Rams
Mike Johnson	OL	Atlanta Falcons

Rashad Johnson	DB	Arizona Cardinals
Julio Jones	WR	Atlanta Falcons
Evan Mathis	OL	Cincinnati Bengals
Le'Ron McClain	FB	Baltimore Ravens
Rolando McClain	LB	Oakland Raiders
Greg McElroy	QB	New York Jets
Charlie Peprah	DB	Green Bay Packers
DeMeco Ryans	LB	Houston Texans
Andre Smith	OL	Cincinnati Bengals
Chavis Williams	LB	Baltimore Ravens
John Parker Wilson	QB	Atlanta Falcons

NFL Coaches:

Coach	Team
Bruce Arians	Pittsburgh Steelers
Sylvester Croom	St. Louis Rams
Jeff Fitzgerald	Cincinnati Bengals
Kent Johnson	Cleveland Browns
Amos Jones	Pittsburgh Steelers
Larry Kirksey	Houston Texans
Freddie Kitchens	Arizona Cardinals
John Mitchell	Pittsburgh Steelers
Mike Shula	Carolina Panthers
Mike Solari	San Francisco 49ers
Lance Taylor	New York Jets
Ricky Thomas	Indianapolis Colts
Deshea Townsend	Arizona Cardinals

ALABAMA'S TV RECORD: Alabama has compiled a 188-125-4 (.597) all-time record in 316 televised games. This does not include pay-per-view, tape-delayed or closed circuit telecasts.

OVERTIME RECORD: Alabama is 4-7 (.364) all-time in overtime games. In its last overtime game, the Crimson Tide defeated LSU 27-21 at Tiger Stadium on Nov. 8, 2008. Alabama has lost six of its last nine overtime games. The Crimson Tide is 4-6 (.400) in overtime games against SEC teams. Alabama is 2-4 (.333) in overtime home games. The Crimson Tide is 3-4 (.429) in single-overtime games.

NICK'S KIDS: At Michigan State, head coach Nick Saban and his wife, Terry, started the Nick's Kids Foundation, which the Sabans have continued in Tuscaloosa. Since their arrival at the University of Alabama, the Sabans have helped raise more than \$2 million for "Nick's Kids" that has been distributed to more than 150 charities and organizations throughout the state of Alabama.

2011 ALABAMA FOOTBALL PARTICIPATION CHART

	Career G-GS	2011 G-GS	2010 G-GS	2009 G-GS	2008 G-GS	2007 G-GS	Cons. Games	Cons. Starts
Jonathan Atchison	6-0	2-0	4-0	RS	--	--	0	0
Mark Barron	48-34	8-8	12-12	14-14	14-0	--	8	8
Kenny Bell	19-4	8-4	11-0	RS	--	--	8	0
Undra Billingsley	23-0	8-0	13-0	2-0	RS	--	21	0
John Michael Boswell	36-0	8-0	8-0	12-0	8-0	--	9	0
Michael Bowman	5-0	1-0	--	4-0	--	--	0	0
Hardie Buck	21-0	8-0	13-0	--	RS	--	21	0
Josh Chapman	50-21	8-7	13-12	13-0	13-2	3-0	28	4
Ha Ha Clinton-Dix	8-0	8-0	--	--	--	--	8	0
Trey DePriest	8-0	8-0	--	--	--	--	8	0
Quinton Dial	7-0	7-0	--	--	--	--	7	0
Xzavier Dickson	6-0	6-0	--	--	--	--	6	0
D.J. Fluker	18-17	8-8	10-9	RS	--	--	12	11
Cade Foster	21-21 (KO)	8-8	13-13	--	--	--	21	21
Jalston Fowler	19-0	8-0	11-0	--	--	--	15	0
John Fulton	20-0	8-0	12-0	--	--	--	15	0
Nick Gentry	36-0	8-0	13-0	5-0	9-0	1-0	21	0
Brandon Gibson	28-0	8-0	13-0	4-0	3-0	--	21	0
Darius Hanks	42-26	6-6	13-13	14-7	8-0	1-0	6	6
Jerrell Harris	33-8	8-3	9-5	6-0	10-0	--	9	0
Dont'a Hightower	39-37	8-8	13-13	4-4	14-12	--	21	21
Adrian Hubbard	7-0	7-0	--	--	--	--	7	0
Brandon Ivory	2-0	2-0	RS	--	--	--	0	0
Nico Johnson	32-12	8-3	13-7	12-2	--	--	30	0
Kelly Johnson	6-0	6-0	--	--	--	--	6	0
Barrett Jones	36-33	8-8	11-11	14-14	3-0	--	9	9
Christion Jones	8-0	8-0	--	--	--	--	8	0
Harrison Jones	8-0	8-0	RS	--	--	--	8	0
Phelon Jones	17-2	8-0	9-2	--	--	--	9	0
Chris Jordan	39-0	2-0	10-0	13-0	10-0	--	2	0
Dre Kirkpatrick	33-20	8-8	13-12	12-0	--	--	26	11
Arie Kouandjio	2-0	2-0	RS	--	--	--	0	0
Cyrus Kouandjio	7-0	7-0	--	--	--	--	7	0
Eddie Lacy	19-0	7-0	12-0	RS	--	--	2	0
Robert Lester	29-21	8-8	13-13	8-0	RS	--	26	21
Brandon Lewis	7-0	7-0	RS	--	--	--	7	0
Chad Lindsay	2-0	2-0	--	--	--	--	1	0
Tyler Love	14-0	2-0	5-0	6-0	1-0 (RS)	--	1	0
Will Lowery	21-2	8-1	13-1	--	RS	--	21	0
Cody Mandell	21-21	8-8	13-13	--	--	--	21	21
Marquis Maze	49-30	8-8	13-7	14-11	14-4	--	49	10
AJ McCarron	21-8	8-8	13-0	RS	--	--	21	8
Alfred McCullough	26-5	8-1	11-4	6-0	1-0 (RS)	--	15	1
DeQuan Menzie	19-15	8-8	11-7	--	--	--	12	8
Dee Milliner	21-15	8-5	13-10	--	--	--	21	1
C.J. Mosley	19-8	6-5	13-3	--	--	--	2	1
Kevin Norwood	19-0	6-0	13-0	RS	--	--	4	0
Jeffrey Pagan	5-0	5-0	--	--	--	--	5	0
Tana Patrick	12-0	7-0	5-0	RS	--	--	8	0
Nick Perry	12-0	6-0	6-0	--	--	--	7	0
Trent Richardson	33-10	8-8	11-2	14-0	--	--	10	8
Jeremy Shelley	21-21 (PK)	8-8	13-13	1-0	--	--	21	21
Austin Shepherd	6-0	6-0	--	--	--	--	6	0
Blake Sims	6-0	6-0	--	--	--	--	6	0
Phillip Sims	7-0	7-0	--	--	--	--	7	0
Brad Smelley	41-8	8-6	13-0	13-2	7-0	--	30	3
Damion Square	21-14	8-8	13-6	1-0	RS	--	21	8
Anthony Steen	21-9	8-7	13-2	RS	--	--	21	0
Ed Stinson	16-2	8-0	8-2	RS	--	--	9	0
Vinnie Sunseri	8-0	8-0	--	--	--	--	8	0
Carson Tinker	21-21 (SN)	8-8	13-13	RS	--	--	21	21
Chris Underwood	39-0	8-0	13-0	10-0	8-0	--	22	0
Courtney Upshaw	48-19	8-7	13-11	14-1	13-0	--	48	1
William Vlachos	43-35	8-8	13-13	14-14	7-0	1-0	35	35
Brian Vogler	8-0	8-0	--	--	--	--	8	0
Chance Warmack	26-21	8-8	13-13	5-0	--	--	21	21
Alex Watkins	23-1	8-1	12-0	3-0	--	RS	17	0
Ranzell Watkins	2-0	2-0	--	--	--	--	0	0
DeAndrew White	7-1	7-1	--	--	--	--	7	0
Jarrick Williams	8-0	4-0	4-0	--	--	--	0	0
Jesse Williams	8-8	8-8	--	--	--	--	8	8
Kellen Williams	6-0	5-0	1-0	--	--	--	5	0
Michael Williams	35-22	8-7	13-11	14-4	RS	--	35	2

ALABAMA'S MILESTONE VICTORIES

Win	Result of Game (Date and Site)	Win	Result of Game (Date and Site)
1	Alabama 56, Birmingham HS 0 Nov. 11, 1892 - Birmingham, Ala.	450	Alabama 17, Southern Mississippi 14 Sept. 28, 1968 - Mobile, Ala.
100	Alabama 49, Mississippi 0 Oct. 11, 1919 - Tuscaloosa, Ala.	500	Alabama 21, LSU 7 Nov. 22, 1973 - Baton Rouge, La.
150	Alabama 34, Florida 0 Nov. 14, 1925 - Montgomery, Ala.	550	Alabama 35, Virginia Tech 0 Oct. 28, 1978 - Tuscaloosa, Ala.
200	Alabama 28, George Washington 6 Oct. 8, 1932 - Washington, D.C.	600	Alabama 28, Southern Mississippi 16 Nov. 12, 1983 - Birmingham, Ala.
250	Alabama 26, Kentucky 6 Oct. 29, 1938 - Lexington, Ky.	650	Alabama 32, LSU 16 Nov. 11, 1989 - Baton Rouge, La.
300	Alabama 54, SW Louisiana 0 Oct. 12, 1946 - Tuscaloosa, Ala.	700	Alabama 23, Mississippi 9 Oct. 21, 1995 - Oxford, Miss.
350	Alabama 33, Georgia 12 Oct. 31, 1953 - Athens, Ga.	750	Alabama 34, Tennessee 14 Oct. 26, 2002 - Knoxville, Tenn.
400	Alabama 36, Miami (FL) 3 Nov. 10, 1962 - Tuscaloosa, Ala.	800	Alabama 30, Mississippi State 10 Nov. 13, 2010 - Tuscaloosa, Ala.

ALABAMA'S 10-WIN FOOTBALL SEASONS

Year	Record	Year	Record
1920	10-1	1977	11-1
1971	11-1	1999	10-3
1989	10-2	1961	11-0
1925	10-0	1978	11-1
1972	10-2	2002	10-3
1991	11-1	1962	10-2
1930	10-0	1979	12-0
1973	11-1	2008	12-2
1992	13-0	1964	10-1
1934	10-0	1980	10-2
1974	11-1	2009	14-0
1994	12-1	1966	11-0
1945	10-0	1986	10-3
1975	11-1	2010	10-3
1996	10-3		

**BRYANT-DENNY STADIUM
ALL-TIME OPPONENTS**

Opponent	Record
ARKANSAS	8-2
Arkansas State	1-0
Auburn	1-5
BYU	1-0
Central Florida	0-1
Chattanooga	5-0
Cincinnati	2-0
Clemson	6-0
Duke	1-0
Duquesne	2-0
Florida	7-4
Florida International	2-0
Florida State	2-0
Furman	3-0
Georgia	5-2
Georgia State	1-0
Hawai'i	1-0
Houston	5-0
Howard	9-0
KENT STATE	1-0
Kentucky	7-0
LSU	6-7
Louisiana Monroe	1-1
Louisiana Tech	0-1
Louisville	2-0
Mercer	2-0
Memphis State	4-0
Miami (Fla.)	6-0
Middle Tennessee	1-0
Millsaps	1-0
Mississippi	15-1
Mississippi College	1-0
Mississippi State	34-8-1
North Carolina State	4-0
NORTH TEXAS	4-0
Northern Illinois	0-1
Oglethorpe	1-0
Oklahoma	0-1
Penn State	2-2
Pensacola N.A.S.	1-0
Richmond	1-0
Rutgers	1-0
San Jose State	1-0
Sewanee	1-0
South Carolina	8-1
Southern Mississippi	19-1-1
Southwestern Louisiana	4-0
Southwestern Presbyterian	1-0
Tampa	1-0
Temple	1-0
TENNESSEE	4-3
TCU	0-2
Tulane	2-0
Tulsa	3-0
UCLA	0-1
Utah State	2-0
VANDERBILT	15-1
Villanova	0-1
Virginia Tech	7-0
Washington	1-0
Western Carolina	2-0
Western Kentucky	1-0
Wichita State	1-0

*Bold indicates 2011 home opponents.

ALABAMA HEAD COACH NICK SABAN



Previous Coaching Experience:

Miami Dolphins	Head Coach (2005-06)
LSU	Head Coach (2000-04)
Michigan State	Head Coach (1995-99)
Cleveland Browns	Def. Coordinator (1991-94)
Toledo	Head Coach (1990)
Houston Oilers	Secondary (1988-89)
Michigan State	Defensive Coordinator
	Secondary (1983-87)

YEAR-BY-YEAR RECORD

Toledo (9-2, .818)

Year	Overall	Conf.	Notes
1990	9-2	7-1	MAC Champs

Michigan State (34-24-1, .585)

Year	Overall	Conf.	Notes
1995	6-5-1	4-3-1	Independence Bowl
1996	6-6	5-3	Sun Bowl
1997	7-5	4-4	Aloha Bowl
1998	6-6	4-4	
1999	9-2	6-2	Second Place Big Ten

LSU (48-16, .750)

Year	Overall	Conf.	Notes
2000	8-4	5-3	Peach Bowl
2001	10-3	5-3	SEC Champions; Sugar Bowl
2002	8-5	5-3	SEC West Champions
2003	13-1	7-1	BCS National Champions SEC Champions; Sugar Bowl
2004	9-3	6-2	Capital One Bowl

Miami Dolphins (15-17, .469)

Year	Overall	Notes
2005	9-7	Dolphins' five-game improvement
2006	6-10	was among NFL's best

Alabama (46-11, .807) [51-11, .823]

Year	Overall	Conf.	Notes
2007	%2-6 (7-6)	1-4 (4-4)	Independence Bowl
2008	12-2	8-0	Sugar Bowl
2009	14-0	8-0	BCS National Champions
2010	10-3	5-3	Capital One Bowl Champs
2011	8-0	5-0	

% Five wins later vacated by NCAA.

College: 137-53-1 (.719) [142-53-1, .726]

Total: 152-70-1 (.683) [157-70-1, .690]

- Saban has a 137-53-1 (.719) record as a college head coach to date. He has four conference championships and 13 (did not coach 2000 Capital One Bowl) of his teams have played in postseason bowl games, including a trip to the BCS National Championship following the 2003 and 2009 seasons.

- Saban is the only active coach, and one of only two coaches (former Florida head coach Urban Meyer) to win two BCS National Championships. He is the first to accomplish the feat at two different schools. Saban is one of just two (Bob Stoops, Oklahoma) current Football Bowl Subdivision coach to coach for at least 10 years and not suffer a losing season. In 2009, Saban produced Alabama's first national championship in 17 years by guiding the Crimson Tide to a 14-0 season with dominant wins over Florida in the SEC Championship and Texas in the Citi BCS National Championship. Saban also spent a little time behind the camera during the offseason. He flew to Los Angeles and filmed a pair of ESPN College GameDay commercials and was also featured in a Nike Commercial.

- His most recent college head coaching stint, a five-season run at LSU, produced a record of 48-16 (.750), one national championship (2003), two Southeastern Conference championships, three SEC West Division championships, and a 3-2 record in bowl games including two Sugar Bowl victories and a Peach Bowl win. The Tigers constructed a 28-12 (.700) record against SEC opponents under Saban's guidance. He was named the 2003 National Coach of the Year by the Associated Press and earned both the Paul W. "Bear" Bryant National Coach of the Year Award and the Eddie Robinson Coach of the Year Award by the Football Writers Association of America. Saban was named SEC Coach of the Year twice (by the Birmingham News in 2001 and by the Associated Press in 2003).

- Saban served as head coach at Michigan State from 1995-99, his second stint at the East Lansing school as he also spent 1983-87 as the Spartans' defensive coordinator/secondary coach. After playing in just one bowl game in the previous four years, Michigan State made four postseason appearances in Saban's five years at the helm. Saban led MSU to a 34-24-1 (.585) record as head coach.

- In 1999, Saban led his final Spartans team to a No. 7 national ranking as MSU finished in a tie for second in the Big Ten. The Spartans defeated Notre Dame, Michigan, Ohio State and Penn State in the same year for the first time since 1965 and recorded six wins at home for the first time since the 1912 season. The Spartans' performance that year landed them a spot in the Citrus Bowl. The Spartans led the Big Ten in rushing defense (77.0 yards per game) and total defense (299.0 yards per game) while ranking fifth nationally in rushing defense and 11th in total defense. The Michigan State offense averaged 31.0 points per game.

- Saban's first head coaching position came at the University of Toledo in 1990, as he guided the Rockets to a record of 9-2 that year, finishing as co-champions of the Mid-American Conference. The Rockets ranked among the NCAA leaders in both total defense (12th at 284.8 yards) and scoring defense (16th at 16.2 points), and missed posting an undefeated record by a mere five points.

- A native of Fairmont, W.V., Saban is a 1973 graduate of Kent State University where he earned a bachelor's degree in business. He earned a master's degree in sports administration from Kent State in 1975. Born October 31, 1951, Saban and his wife, the former Terry Constable, have two children, Nicholas and Kristen.

- Saban also is a published author. He co-authored "Tiger Turnaround" in 2001, a book documenting his first two years as head coach at LSU, and co-authored "How Good Do You Want to Be" in 2005, a book that offers real-life principles for success at work and at home.

- At Michigan State, Saban started the "Nick's Kids" Foundation, which the Sabans continue here in Tuscaloosa. Since their arrival at the University of Alabama, the Saban's have helped raise more than \$2 million for "Nick's Kids" that has been distributed to more than 150 charities and organizations throughout the state of Alabama.

- Saban was on the cover of the Sept. 1, issue of Forbes magazine. The article, written by Monte Burke, examines Saban and his guidance of Crimson Tide program. The cover features Saban with Bryant-Denny Stadium in the background. Saban is the first college football coach to be featured on the cover of Forbes since the publication began in 1917.

SABAN PERSONAL QUICK FACTS

Born:	October 31, 1951
Wife:	Terry
Children:	Nicholas and Kristen
Education:	Kent State Bachelor's Degree Business (1973)
	Kent State Master's Degree Sports Administration (1975)



The Last Time it Happened ...

INDIVIDUAL

Kickoff Returned for a Touchdown	Alabama:	Trent Richardson vs. Duke in Durham, Sept. 18, 2010 (91 yards)
	Opponent:	Albert Wilson, Georgia State in Tuscaloosa, Nov. 18, 2010 (97 yards)
Punt Returned for a Touchdown	Alabama:	Marquis Maze vs. Arkansas in Tuscaloosa, Sept. 24, 2011 (83 yards)
	Opponent:	Prince Miller, Georgia in Athens, Sept. 27, 2008 (92 yards)
Interception Returned for a Touchdown	Alabama:	Courtney Upshaw vs. Florida in Gainesville, Oct. 1, 2011 (45 yards)
	Opponent:	Anthony Johnson, Mississippi State in Starkville, Nov. 10, 2007 (100 yards)
Fumble Return/Recovery for a Touchdown	Alabama:	Courtney Upshaw vs. Kentucky in Lexington, Oct. 3, 2009 (45 yards)
	Opponent:	Randy Kelly, Arkansas in Fayetteville, Sept. 23, 2006 (39 yards)
Blocked Punt Returned for a Touchdown	Alabama:	Brandon Gibson vs. Georgia State in Tuscaloosa, Nov. 18, 2010 (22 yards) - Chavis Williams with block
	Opponent:	Thomas Davis, Georgia in Athens, Oct. 4, 2003 (7 yards)
Blocked FG Returned for a Touchdown	Alabama:	Chris James (blk)/Roman Harper (ret) vs. Hawai'i in Honolulu, Nov. 29, 2003 (73)
	Opponent:	David Ginn (blk)/Anwar Stewart (ret), Kentucky in Lexington, Oct. 4, 1997 (68)
Blocked PAT for Two-Point Conversion	Alabama:	Kenny Smith & Kecalif Bailey vs. E. Carolina in Tuscaloosa, Oct. 17, 1998
	Opponent:	Kevin Woods, Northern Illinois in Tuscaloosa, Sept. 20, 2003
Blocked Punt	Alabama:	Chavis Williams vs. Georgia State in Tuscaloosa, Nov. 18, 2010
	Opponent:	Montario Hardesty, Tennessee in Knoxville, Oct. 25, 2008
Blocked PAT	Alabama:	Kenny Smith vs. LSU in Baton Rouge, Nov. 4, 2000
	Opponent:	Mike McNeil, Auburn in Tuscaloosa, Nov. 29, 2008
Blocked Field Goal	Alabama:	Terrence Cody (2) vs. Tennessee in Tuscaloosa, Oct. 24, 2009
	Opponent:	Ricky Jean-Francois, LSU in Baton Rouge, Nov. 8, 2008
300 Yards Total Offense	Alabama:	367, Greg McElroy vs. Auburn in Tuscaloosa, Nov. 26, 2010
	Opponent:	350, Ryan Mallett, Arkansas in Fayetteville, Sept. 25, 2010
400 Yards Total Offense	Alabama:	457, Scott Hunter vs. Auburn in Birmingham, Nov. 29, 1969 (484 passing, -27 rushing)
	Opponent:	540, Rohan Davey, LSU in Tuscaloosa, Nov. 3, 2001 (528 passing, 12 rushing)
100 Yards Rushing	Alabama:	183, Trent Richardson vs. Mississippi in Oxford, Oct. 15, 2011
	Opponent:	125, by Jalston Fowler vs. Mississippi in Oxford, Oct. 15, 2011 117, Tauren Poole, Tennessee in Knoxville, Oct. 23, 2010
200 Yards Rushing	Alabama:	246, Mark Ingram vs. South Carolina in Tuscaloosa, Oct. 17, 2009 (25 carries)
	Opponent:	204, Cadallic Williams, Auburn in Auburn, Nov. 22, 2003
250 Yards Rushing	Alabama:	291, Shaun Alexander vs. LSU in Baton Rouge, Nov. 9, 1996
	Opponent:	256, Bo Jackson, Auburn in Birmingham, Dec. 3, 1983
300 Yards Rushing	Alabama:	Has not occurred
	Opponent:	Has not occurred
Three Rushing Touchdowns	Alabama:	Trent Richardson vs. North Texas in Tuscaloosa, Sept. 17, 2011
	Opponent:	DeShaun Foster, UCLA in Los Angeles, Sept. 2, 2000
Four Rushing Touchdowns	Alabama:	Trent Richardson vs. Mississippi in Oxford, Oct. 15, 2011
	Opponent:	N/A
Five Rushing Touchdowns	Alabama:	Santonio Beard vs. Mississippi in Tuscaloosa, Oct. 12, 2002
	Opponent:	N/A
Two 100-Yard Rushers	Alabama:	Trent Richardson (183) and Jalston Fowler (125) vs. Mississippi in Oxford, Oct. 15, 2011
	Opponent:	Marion Barber (187) and Laurence Maroney (105), Minnesota in Nashville, Dec. 31, 2004
Three or More 100-Yard Rushers	Alabama:	4 (James Taylor, 142; Wilbur Jackson, 138; Calvin Culliver, 127; Richard Todd, 102), vs. Virginia Tech in Tuscaloosa, Oct. 27, 1973
	Opponent:	Has not occurred



The Last Time it Happened ...

300 Yards Passing	Alabama:	377, Greg McElroy vs. Auburn in Tuscaloosa, Nov. 26, 2010
	Opponent:	357, Ryan Mallett, Arkansas in Fayetteville, Sept. 25, 2010
400 Yards Passing	Alabama:	484, Scott Hunter vs. Auburn in Birmingham, Nov. 29, 1969
	Opponent:	401, Danny Wuerffel, Florida in Atlanta, Dec. 7, 1996
500 Yards Passing	Alabama:	Has not occurred
	Opponent:	528, Rohan Davey, LSU in Tuscaloosa, Nov. 3, 2001
Three Passing Touchdowns	Alabama:	Greg McElroy vs. Duke in Durham, Sept. 18, 2010
	Opponent:	Stephen Garcia, South Carolina in Columbia, Oct. 9, 2010
Four Passing Touchdowns	Alabama:	AJ McCarron vs. Vanderbilt in Tuscaloosa, Oct. 8, 2011
	Opponent:	Jason Whieldon, Hawai'i in Honolulu, Nov. 29, 2003
Five Passing Touchdowns	Alabama:	Gary Hollingsworth, vs. Mississippi in Oxford, Nov. 4, 1989
	Opponent:	Has not occurred
Six Passing Touchdowns	Alabama:	Has not occurred
	Opponent:	Danny Wuerffel, Florida in Atlanta, Dec. 7, 1996
Three Interceptions Thrown	Alabama:	John Parker Wilson vs. Florida in Gainesville, Sept. 30, 2006
	Opponent:	Ryan Mallett, Arkansas in Fayetteville, Sept. 25, 2010
Four Interceptions Thrown	Alabama:	Andrew Zow vs. Central Florida in Tuscaloosa, Oct. 28, 2000
	Opponent:	Drew Little, Georgia State in Tuscaloosa, Nov. 18, 2010
Five Interceptions Thrown	Alabama:	Jeff Rutledge vs. Nebraska in Lincoln, Sept. 17, 1977
	Opponent:	Kent Austin, Ole Miss in Tuscaloosa, Sept. 17, 1983
10 or More Receptions in a Game	Alabama:	10, Julio Jones vs. Auburn in Tuscaloosa, Nov. 26, 2010
	Opponent:	12, Freddie Brown, Utah in New Orleans, Jan. 2, 2009
100 Yards Receiving	Alabama:	106, Marquis Maze vs. Tennessee in Tuscaloosa, Oct. 22, 2011
	Opponent:	125, Rueben Randle, LSU in Baton Rouge, Nov. 6, 2010
200 Yards Receiving	Alabama:	221, Julio Jones vs. Tennessee in Knoxville, Oct. 23, 2010
	Opponent:	293, Josh Reed, LSU in Tuscaloosa, Nov. 3, 2001
Two 100-Yard Receivers	Alabama:	Antonio Carter (104) & Freddie Milons (124) vs. UCLA in Tuscaloosa, Sept. 1, 2001
	Opponent:	Josh Reed (293) & Michael Clayton (126), LSU in Tuscaloosa, Nov. 3, 2001
Four or More Field Goals in a Game	Alabama:	4, Leigh Tiffin vs. Tennessee in Tuscaloosa, Oct. 24, 2009
	Opponent:	4, Javier Beorlegui, Central Florida in Tuscaloosa, Oct. 28, 2000
50-Yard or Longer Field Goal	Alabama:	50, Leigh Tiffin vs. Tennessee in Tuscaloosa, Oct. 24, 2009
	Opponent:	52, Taylor Begley, Kentucky in Lexington, Oct. 9, 2004
Two Interceptions in a Game	Alabama:	Robert Lester vs. Mississippi State in Tuscaloosa, Nov. 13, 2010
	Opponent:	Robert Johnson, Utah in New Orleans, Jan. 2, 2009
Three Interceptions in a Game	Alabama:	Rashad Johnson vs. LSU in Baton Rouge, Nov. 8, 2008
	Opponent:	Has not occurred
Three Quarterback Sacks in a Game	Alabama:	Courtney Upshaw vs. Auburn in Tuscaloosa, Nov. 26, 2010
	Opponent:	Stevenson Sylvester, Utah in New Orleans, Jan. 2, 2009
Four Quarterback Sacks in a Game	Alabama:	Derrick Thomas vs. Kentucky in Lexington, Oct. 1, 1988
	Opponent:	Has not occurred
Five Quarterback Sacks in a Game	Alabama:	Derrick Thomas vs. Texas A&M in College Station, Dec. 1, 1988
	Opponent:	Has not occurred



The Last Time it Happened ...

TEAM

Shutout (Defensive)	Alabama:	vs. Vanderbilt (34-0), Oct. 8, 2011
	Opponent:	Auburn (9-0) in Tuscaloosa, Nov. 18, 2000
Safety	Alabama:	vs. South Carolina in Columbia, Oct. 9, 2010 (bad snap, thrown out of the back of the end zone)
	Opponent:	vs. LSU in Tuscaloosa, Nov. 7, 2009 (McElroy intentional grounding in end zone)
Held to No Offensive Touchdowns	Alabama:	vs. Tennessee in Tuscaloosa, Oct. 24, 2010
	Opponent:	Tennessee in Tuscaloosa, Oct. 22, 2011
30 First Downs in a Game	Alabama:	30 vs. San Jose State in Tuscaloosa, Sept. 4, 2010
	Opponent:	30 by LSU in Tuscaloosa, Nov. 2, 2001
Held Under 10 First Downs	Alabama:	8 vs. LSU in Baton Rouge, Nov. 13, 2004
	Opponent:	6 by Tennessee in Tuscaloosa, Oct. 22, 2011
450-499 Yards Total Offense	Alabama:	482 vs. Kent State in Tuscaloosa, Sept. 4, 2011 (299 passing, 183 rushing)
	Opponent:	475 by LSU in Tuscaloosa, Nov. 3, 2007 (388 passing, 87 rushing)
500-599 Yards Total Offense	Alabama:	586 vs. North Texas in Tuscaloosa, Sept. 17, 2011 (239 passing, 347 rushing)
	Opponent:	519 by Auburn in Auburn, Nov. 22, 2003 (270 passing, 249 rushing)
600-699 Yards Total Offense	Alabama:	615 vs. Mississippi in Oxford, Oct. 15, 2011 (226 passing, 389 rushing)
	Opponent:	611, by LSU in Tuscaloosa, Nov. 3, 2001 (528 passing, 83 rushing)
700+ Yards Total Offense	Alabama:	Has not occurred
	Opponent:	Has not occurred
800 Yards Total Offense	Alabama:	833 vs. Virginia Tech in Tuscaloosa, Oct. 27, 1973 (748 rushing, 85 passing)
	Opponent:	Has not occurred
Held Under 200 Yards Total Offense in a Game	Alabama:	172 vs. Tulane in Tuscaloosa, Sept. 13, 2008 (73 passing, 99 rushing)
	Opponent:	155 by Tennessee in Tuscaloosa, Oct. 22, 2011 (63 passing, 92 rushing)
300 Yards Rushing in a Game	Alabama:	389 vs. Mississippi in Oxford, Oct. 15, 2011
	Opponent:	301 by Arkansas in Tuscaloosa, Sept. 15, 2007
400 Yards Rushing in a Game	Alabama:	435 vs. Tulane in Birmingham, Oct. 10, 1992
	Opponent:	485 by Southern California in Birmingham, Sept. 12, 1970
450 Yards Rushing in a Game	Alabama:	458 vs. Mississippi in Jackson, Miss., Sept. 20, 1980
	Opponent:	485 by Southern California in Birmingham, Sept. 12, 1970
500 Yards Rushing in a Game	Alabama:	514 vs. Mississippi State in Starkville, Nov. 1, 1986
	Opponent:	Has not occurred
600 Yards Rushing in a Game	Alabama:	748 vs. Virginia Tech in Tuscaloosa, Oct. 27, 1973
	Opponent:	Has not occurred
700 Yard Rushing in a Game	Alabama:	748 vs. Virginia Tech in Tuscaloosa, Oct. 27, 1973
	Opponent:	Has not occurred
Held Under 100 Yards Rushing in a Game	Alabama:	36 vs. South Carolina in Columbia, Oct. 9, 2010
	Opponent:	92 by Tennessee in Tuscaloosa, Oct. 22, 2011
Negative Yards Rushing in a Game	Alabama:	Has not occurred
	Opponent:	-9 by Kent State in Tuscaloosa, Sept. 3, 2011
300 Yards Passing	Alabama:	377 vs. Auburn in Tuscaloosa, Nov. 26, 2010
	Opponent:	357 by Arkansas in Fayetteville, Sept. 25, 2010
400 Yards Passing	Alabama:	484 vs. Auburn in Birmingham, Nov. 29, 1969
	Opponent:	400 by Louisiana Tech in Birmingham, Sept. 18, 1999



The Last Time it Happened ...

500 Yards Passing	Alabama:	Has not occurred
	Opponent:	528 by LSU in Tuscaloosa, Nov. 3, 2001
Held Under 100 Yards Passing	Alabama:	58 vs. Texas in Pasadena, Jan. 7, 2010
	Opponent:	63 by Tennessee in Tuscaloosa, Oct. 22, 2011
200 Yards in Punt Returns	Alabama:	204 vs. LSU in Baton Rouge, Nov. 10, 1947
	Opponent:	Has not occurred
200 Yards in Kickoff Returns	Alabama:	250 vs. Boston College in Birmingham, Sept. 8, 1984
	Opponent:	243 (8) by Virginia Tech in Atlanta, Sept. 5, 2009
Scored 50 Points in a Game	Alabama:	52 vs. Mississippi in Oxford, Oct. 15, 2011
	Opponent:	51 by Tennessee in Tuscaloosa, Oct. 26, 2003
Scored 60 Points in a Game	Alabama:	63 vs. Georgia State in Tuscaloosa, Nov. 18, 2010
	Opponent:	Has not occurred
Scored 70 Points in a Game	Alabama:	77 vs. Virginia Tech in Tuscaloosa, Oct. 27, 1973
	Opponent:	78 by Vanderbilt in Nashville, Oct. 20, 1906
Scored 80 Points in a Game	Alabama:	89 vs. Delta State in Tuscaloosa, Sept. 21, 1950
	Opponent:	Has not occurred
Scored 90 or More Points in a Game	Alabama:	110 vs. Marion Institute in Tuscaloosa, Sept. 30, 1922
	Opponent:	Has not occurred
Four Interceptions Thrown in a Game	Alabama:	vs. Kent State in Tuscaloosa, Sept. 3, 2011 (AJ McCarron, 2; Phillip Sims, 2)
	Opponent:	by Georgia State in Tuscaloosa, Nov. 18, 2010
Five Interceptions Thrown in a Game	Alabama:	vs. Penn State in Tuscaloosa, Oct. 29, 1990 (Gary Hollingsworth, 4; Danny Woodson, 1)
	Opponent:	by Mississippi in Tuscaloosa, Sept. 17, 1983 (Kent Austin, 5)
Five or More Quarterback Sacks in a Game	Alabama:	5 vs. Michigan State in Orlando, Jan. 1, 2011
	Opponent:	5 by Auburn in Tuscaloosa, Nov. 26, 2011
Five or More Fumbles	Alabama:	7 vs. South Carolina in Columbia, Sept. 29, 2001 (lost two)
	Opponent:	5 by South Carolina in Columbia, Sept. 17, 2005 (lost one)
40 Minutes Time of Possession	Alabama:	41:13, vs. Clemson in Atlanta, Aug. 30, 2008
	Opponent:	N/A
Five Turnovers	Alabama:	vs. Kent State in Tuscaloosa, Sept. 2, 2011
	Opponent:	by Georgia State in Tuscaloosa, Nov. 18, 2010
Six Turnovers	Alabama:	vs. Arkansas in Tuscaloosa, Sept. 25, 1999
	Opponent:	by Tennessee in Knoxville, Oct. 26, 2002
Penalized for 100 Yards	Alabama:	113 vs. South Carolina in Tuscaloosa, Oct. 17, 2009
	Opponent:	106 by Mississippi in Tuscaloosa, Oct. 17, 2010
Penalized for Less Than 20 Yards	Alabama:	19 yards vs. North Texas in Tuscaloosa, Sept. 17, 2011
	Opponent:	0 by Mississippi in Oxford, Oct. 15, 2011
15 or More Penalties	Alabama:	16 vs. Middle Tennessee in Tuscaloosa, Aug. 31, 2002
	Opponent:	15 by Mississippi State in Starkville, Nov. 11, 2000
Recovered On-side Kick	Alabama:	vs. Tennessee in Tuscaloosa, Oct. 20, 2007 (Christensen kick/Waldrop recovery)
	Opponent:	by Texas in Pasadena, Jan. 7, 2010

CRIMSON TIDE SPORTS NETWORK

The multimedia rights holder for the University of Alabama is Crimson Tide Sports Marketing. CTSM is a joint venture of Learfield Communications of Jefferson City, Missouri, and IMG College, based in Winston Salem, North Carolina. Jim Carabin serves as the network's general manager. Tom Roberts is the Director of Broadcasting. CTSM may be reached by calling 205-348-9600.

Alabama Football on Radio and TV

- Live Radio: Crimson Tide Sports Network (60-plus stations)
XM Satellite Radio (Channel 91); Sirius (Channel 91)
- Live TV: CBS - 7 p.m.
Verne Lundquist, Gary Danielson, Tracy Wolfson
- Replay TV: CSS Replay - Sunday at 8 p.m.

CTSM Media Services (vs. LSU)

- Monday, Oct. 31 CTSM Weekly FTP Feed
Video is posted when available in 16x9 and 4x3 formats as mpeg2 files. To access the FTP site: Go to Blast.DragonFlyAthletics.com and login.
Username: media
Password: MediaPass1 (both are case sensitive)
Choose Southeastern Conference
Choose University of Alabama
Choose Sport
- Thursday, Nov. 3, 7 p.m. "Nick Saban Show" at Buffalo Wild Wings
- Saturday, Nov. 5, 4 p.m. CT Around the SEC
Join Chris Tyler Watts and Todd Robbins from Wings U
- 5 p.m. CT Crimson Tide Tailgate Show
Tom Roberts and Phil Savage preview today's game
- 6:20 p.m. CT "Nick Saban Show"
Eli Gold chats with head coach Nick Saban about the game
- 6:30 p.m. CT Alabama Football Pregame Show with Eli Gold and Phil Savage and Chris Stewart
- 7 p.m. CT Alabama vs. LSU
- 10:30 p.m. CT Regions Bank 5th Quarter Show
Postgame interviews from the Alabama locker room ... game analysis stats and more ... postgame party with Chris Stewart and Todd Robbins, live from Wings U.

CTSN RADIO AFFILIATES

Alexander City	WBNM-AM 1050
Alexander City	WBNM-AM 1050
Anniston	WHMA-FM 95.5
Apalachicola, Fla.	WFCT-FM 105.5
Arab	WAFN-FM 92.7
Ashland.....	WCKF-FM 100.7
Auburn	WMXA-FM 96.7
Birmingham.....	WJOX-FM 94.5
.....	WJOX-AM 690
Brewton.....	WKNU-FM 106.3
Butler	WPRN-FM 107.7
Centre	WEIS 990/100.5
Chattanooga, Tenn.....	WUUQ-FM 97.3/99.3
Clanton, Ala.	WHPH-FM 97.7
Columbia, Tenn.	WMRB-AM 910
Columbus, Ga.	WEAM-AM 1580
Columbus, Miss.	WSSO-AM 980
..... 1230, 1400
Corinth, Miss.	WADI-FM 95.3
Cullman.....	WJDN-AM 1460
Decatur.....	WWTM-AM 1400
Dothan.....	WAGF-AM 1320
.....	WAGF-FM 101.3
Fayette	WLDX-AM 990
Florence.....	WYTK-FM 93.9
Fort Payne	WFPA-AM 1400
Ft. Walton Beach, Fla.....	WTKE-FM 98.1
Gadsden	WAAX-AM 570
Georgiana	WFXX-FM 107.7
Haleyville	WJBB-AM 1230
Huntsville.....	WUMP-AM 730
.....	WVNN-AM 770
.....	WVNN-FM 92.5
Jackson, Ala.....	WHOD-FM 94.5
Jackson, Miss.	WJFN-AM 970
Jasper	WJLX 1240/101.5
Lewisburg, Tenn.	WAXO-AM 1220
Linden.....	WINL-FM 98.5
Mobile.....	WZEW-FM 92.1
Monroeville	WMFC-AM 1360
.....	WMFC-FM 99.3
Montgomery	WAFX-FM 95.1
Opp	WAMI-FM 102.3
Panama City, Fla.	WBPC-FM 95.1
Pell City	WFHK-AM 1430
Pensacola, Fla.	WTKE-FM 98.1
Russellville.....	WGOL-AM 920
Scottsboro.....	WKEA-FM 98.3
.....	WWIC-AM 1050
Selma	WHBB-AM 1490
.....	WDXX-FM 100.1
Spartanburg, S.C.	WASC-AM 1530
Tallahassee	WACQ-AM 1130
Tuscaloosa.....	WFFN-FM 95.3
.....	WTSK-AM 790
Vernon.....	WJEC-FM 106.5
West Point, Ga.	WCJM-FM 100.9
Winfield	WKXM-AM 1300
.....	WKXM-FM 97.7

2011 Alabama Roster

NUMERICAL ROSTER			No.	Name	Pos.	Class	Ht.	Wt.	Exp.	Hometown/Last School
2	Tana Patrick	LB	19	Jonathan Atchison	LB	Soph.	6-3	240	SQ	Atlanta, Ga./Douglass
2	DeAndrew White	WR	4	Mark Barron	DB	Sr.	6-2	218	3L	Mobile, Ala./St. Paul's
3	Trent Richardson	RB	86	Undra Billingsley	DL	Jr.	6-2	288	1L	Birmingham, Ala./Woodlawn
3	Vinnie Sunseri	DB/LB	7	Kenny Bell	WR	Soph.	6-1	175	1L	Rayville, La./Rayville
4	Mark Barron	DB	93	Chris Bonds	DL	Soph.	6-4	269	SQ	Columbia, S.C./Richland Northeast
4	Marquis Maze	WR	67	John Michael Boswell	OL	Sr.	6-5	300	3L	Northport, Ala./Tuscaloosa County
5	Ronald Carswell	WR	88	Michael Bowman	WR	Soph.	6-4	225	1L	Rossville, Ga./Ridgeland
5	Jerrell Harris	LB	81	Hardie Buck	WR	Jr.	5-9	190	1L	Birmingham, Ala./Vestavia Hills
6	Ha Ha Clinton-Dix	DB	21	Brent Calloway	RB	Fr.	6-1	217	HS	Russellville, Ala./Russellville
6	Blake Sims	ATH	20	Nate Carlson	TE	Jr.	6-4	236	TR	Birmingham, Ala./Briarwood Christian/Air Force
7	Kenny Bell	WR	5	Ronald Carswell	WR	Fr.	6-0	180	HS	Macon, Ga./Westside
8	Duron Carter	WR	8	Duron Carter	WR	Jr.	6-4	210	TR	Fort Lauderdale, Fla./Ohio State/Coffeyville CC
8	Jeoffrey Pagan	DL	25	Caleb Castille	DB	Fr.	5-11	170	RS	Birmingham, Ala./Briarwood Christian
9	Phelon Jones	DB	99	Josh Chapman	DL	Sr.	6-1	310	3L	Hoover, Ala./Hoover
10	AJ McCarron	QB	6	Ha Ha Clinton-Dix	DB	Fr.	6-1	203	HS	Orlando, Fla./Dr. Phillips
10	John Fulton	DB	33	Trey DePriest	LB	Fr.	6-2	242	HS	Springfield, Ohio/Springfield
11	Brandon Gibson	WR	90	Quinton Dial	DL	Jr.	6-6	294	JC	Pinson, Ala./Clay-Chalkville/ East Mississippi CC
11	Ranzell Watkins	DB	47	Xzavier Dickson	LB	Fr.	6-3	240	HS	Griffin, Ga./Griffin
12	Phillip Ely	QB	40	DeMarcus DuBose	LB	Sr.	6-1	240	SQ	Montgomery, Ala./Jefferson Davis
14	Phillip Sims	QB	12	Phillip Ely	QB	Fr.	6-1	187	HS	Tampa, Fla./Plant
15	Darius Hanks	WR	85	Malcolm Faciane	TE	Fr.	6-5	259	HS	Picayune, Miss./Picayune Memorial
16	Bradley Sylve	WR	44	LaMichael Fanning	DL	Fr.	6-7	275	HS	Hamilton, Ga./Harris County
17	Brad Smelley	TE	76	D.J. Fluker	OL	Soph.	6-6	335	1L	Foley, Ala./Foley
18	Morgan Ogilvie	QB	43	Cade Foster	PK	Soph.	6-1	216	1L	Southlake, Texas/Southlake Carroll
19	Jonathan Atchison	LB	45	Jalston Fowler	RB	Soph.	6-1	246	1L	Mobile, Ala./Vigor
20	Nate Carlson	TE	10	John Fulton	DB	Soph.	6-0	187	1L	Manning, S.C./Manning
20	Jarrick Williams	DB	58	Nick Gentry	DL	Sr.	6-1	284	3L	Prattville, Ala./Prattville
21	Brent Calloway	RB	11	Brandon Gibson	WR	Sr.	6-2	194	2L	Mobile, Ala./UMS-Wright
21	Dre Kirkpatrick	DB	15	Darius Hanks	WR	Sr.	6-0	185	3L	Norcross, Ga./Norcross
22	Christion Jones	WR	5	Jerrell Harris	LB	Sr.	6-3	242	3L	Gadsden, Ala./Gadsden City
24	Nathan McAlister	WR	30	Dont'a Hightower	LB	Jr.	6-4	260	3L	Lewisburg, Tenn./Marshall County
24	DeQuan Menzie	DB	32	Ben Howell	RB	Jr.	5-9	202	SQ	Gordo, Ala./Gordo
25	Caleb Castille	DB	42	Adrian Hubbard	LB	Fr.	6-6	237	RS	Lawrenceville, Ga./Norcross
25	Danny Woodson Jr.	WR	62	Brandon Ivory	DL	Fr.	6-4	308	RS	Memphis, Tenn./East
26	Jabriel Washington	DB	31	Kelly Johnson	SN	Sr.	6-3	230	SQ	Bluffton, S.C./Providence Day
27	Nick Perry	DB	35	Nico Johnson	LB	Jr.	6-3	245	2L	Andalusia, Ala./Andalusia
28	Dee Milliner	DB	75	Barrett Jones	OL	Jr.	6-5	311	2L	Germantown, Tenn./Evangelical Christian
29	Will Lowery	DB	22	Christian Jones	WR	Fr.	5-11	175	HS	Adamsville, Ala./Minor
29	Cody Mandell	P	82	Harrison Jones	TE	Fr.	6-4	248	RS	Germantown, Tenn./Evangelical Christian
30	Dont'a Hightower	LB	9	Phelon Jones	DB	Sr.	5-11	194	1L	Mobile, Ala./McGill-Toolen/LSU
31	Kelly Johnson	SN	36	Chris Jordan	LB	Sr.	6-3	240	3L	Brentwood, Tenn./Brentwood Academy
32	Ben Howell	RB	70	Ryan Kelly	OL	Fr.	6-5	281	HS	West Chester, Ohio/Lakota West
32	C.J. Mosley	LB	21	Dre Kirkpatrick	DB	Jr.	6-3	192	2L	Gadsden, Ala./Gadsden City
33	Trey DePriest	LB	71	Cyrus Kouandjio	OL	Fr.	6-6	322	HS	Hyattsville, Md./DeMatha Catholic
35	Nico Johnson	LB	59	Arie Kouandjio	OL	Fr.	6-5	309	RS	Beltsville, Md./DeMatha Catholic
36	Chris Jordan	LB	42	Eddie Lacy	RB	Soph.	6-0	220	1L	Geismar, La./Dutchtown
37	Robert Lester	DB	37	Robert Lester	DB	Jr.	6-2	210	2L	Foley, Ala./Foley
40	DeMarcus DuBose	LB	95	Brandon Lewis	TE	Jr.	6-3	288	RS	Pleasant Grove, Ala./East Mississippi CC
41	Courtney Upshaw	LB	78	Chad Lindsay	OL	Fr.	6-2	287	RS	The Woodlands, Texas/The Woodlands
42	Adrian Hubbard	LB	72	Tyler Love	OL	Jr.	6-6	307	2L	Mountain Brook, Ala./Mountain Brook
42	Eddie Lacy	RB	51	Wilson Love	DL	Fr.	6-3	276	HS	Mountain Brook, Ala./Mountain Brook
43	Cade Foster	PK	29	Will Lowery	DB	Jr.	5-10	180	1L	Hoover, Ala./Hoover
44	LaMichael Fanning	DL	68	Issac Luatua	OL	Fr.	6-2	299	HS	La Mirada, Calif./La Mirada

2011 Alabama Roster

NUMERICAL ROSTER

	No.	Name	Pos.	Class	Ht.	Wt.	Exp.	Hometown/Last School		
44	Jay Williams	P	29	Cody Mandell	P	Soph.	6-4	202	1L	Lafayette, La./Acadiana
45	Jalston Fowler	LB	4	Marquis Maze	WR	Sr.	5-10	180	3L	Birmingham, Ala./Tarrant
46	William Strickland	WR	24	Nathan McAlister	WR	Soph.	5-11	165	SQ	Russellville, Ala./Russellville
47	Xzavier Dickson	LB	10	AJ McCarron	QB	Soph.	6-4	205	1L	Mobile, Ala./Saint Paul's Episcopal School
49	Ed Stinson	DL	52	Alfred McCullough	OL	Sr.	6-2	311	2L	Athens, Ala./Athens
51	Wilson Love	DL	24	DeQuan Menzie	DB	Sr.	6-0	198	1L	Columbus, Ga./Carver/Copiah-Lincoln JC
51	Carson Tinker	ST	28	Dee Milliner	DB	Soph.	6-1	196	1L	Millbrook, Ala./Stanhope Elmore
52	Alfred McCullough	OL	56	William Ming	DL	Soph.	6-3	283	SQ	Athens, Ala./Athens
53	Anthony Orr	DL	32	C.J. Mosley	LB	Soph.	6-2	234	1L	Theodore, Ala./Theodore
54	Jesse Williams	DL	83	Kevin Norwood	WR	Soph.	6-2	193	1L	D'Iberville, Miss./D'Iberville
56	William Ming	DL	18	Morgan Ogilvie	QB	Jr.	6-0	198	RS	Mountain Brook, Ala./Mountain Brook
57	D.J. Pettway	DL	53	Anthony Orr	DL	Fr.	6-4	258	RS	Madison, Ala./Sparkman
58	Nick Gentry	DL	8	Jeoffrey Pagan	DL	Fr.	6-4	272	HS	Asheville, N.C./Asheville
59	Arie Kouandjio	OL	2	Tana Patrick	LB	Soph.	6-3	236	1L	Bridgeport, Ala./North Jackson
61	Anthony Steen	OL	27	Nick Perry	DB	Soph.	6-1	205	1L	Prattville, Ala./Prattville
62	Brandon Ivory	DL	57	D.J. Pettway	DL	Fr.	6-2	272	HS	Pensacola, Fla./Pensacola Catholic
63	Kellen Williams	OL	3	Trent Richardson	RB	Jr.	5-11	224	2L	Pensacola, Fla./Escambia
65	Chance Warmack	OL	90	Jeremy Shelley	PK	Jr.	5-10	165	1L	Raleigh, N.C./Broughton
67	John Michael Boswell	OL	79	Austin Shepherd	OL	Fr.	6-5	321	RS	Buford, Ga./North Gwinnett
68	Issac Luatua	OL	80	Marvin Shinn	WR	Fr.	6-3	193	HS	Prichard, Ala./Vigor
70	Ryan Kelly	OL	6	Blake Sims	ATH	Fr.	6-0	212	RS	Gainesville, Ga./Gainesville
71	Cyrus Kouandjio	OL	14	Phillip Sims	QB	Fr.	6-2	217	RS	Chesapeake, Va./Oscar Smith
72	Tyler Love	OL	17	Brad Smelley	TE	Sr.	6-3	229	3L	Tuscaloosa, Ala./American Christian
73	William Vlachos	OL	92	Damion Square	DL	Jr.	6-3	285	2L	Houston, Texas/Yates
75	Barrett Jones	OL	61	Anthony Steen	OL	Soph.	6-3	303	1L	Lambert, Miss./Lee Academy
76	D.J. Fluker	OL	49	Ed Stinson	DL	Soph.	6-4	279	1L	Homestead, Fla./South Dade
78	Chad Lindsay	OL	46	William Strickland	WR	Sr.	6-0	191	SQ	Tuscaloosa, Ala./Northridge
79	Austin Shepherd	OL	16	Bradley Sylve	WR	Fr.	5-11	170	HS	Port Sulphur, La./South Palquemines
80	Marvin Shinn	WR	3	Vinnie Sunseri	DB/LB	Fr.	6-0	217	HS	Tuscaloosa, Ala./Northridge
81	Hardie Buck	WR	51	Carson Tinker	SN	Jr.	6-1	220	1L	Murfreesboro, Tenn./Riverdale
82	Harrison Jones	TE	87	Chris Underwood	TE	Sr.	6-4	243	3L	Vestavia Hills, Ala./Vestavia Hills
83	Kevin Norwood	WR	41	Courtney Upshaw	LB	Sr.	6-2	265	3L	Eufaula, Ala./Eufaula
84	Brian Vogler	TE	73	William Vlachos	OL	Sr.	6-1	294	3L	Mountain Brook, Ala./Mountain Brook
85	Malcolm Faciane	TE	84	Brian Vogler	TE	Fr.	6-7	252	RS	Columbus, Ga./Brookstone
86	Undra Billingsley	DL	65	Chance Warmack	OL	Jr.	6-3	320	2L	Atlanta, Ga./Westlake
87	Chris Underwood	TE	26	Jabriel Washington	DB	Fr.	5-11	165	HS	Jackson, Tenn./Trinity Christian Academy
88	Michael Bowman	WR	91	Alex Watkins	LB	Sr.	6-3	240	1L	Brownsville, Tenn./Haywood
89	Michael Williams	TE	11	Ranzell Watkins	DB	Soph.	5-9	170	SQ	Charlotte, N.C./Independence
90	Quinton Dial	DL	2	DeAndrew White	WR	Fr.	6-0	181	RS	Houston, Texas/North Shore
90	Jeremy Shelley	PK	20	Jarrick Williams	DB	Soph.	6-1	210	1L	Mobile, Ala./Blount
91	Alex Watkins	LB	44	Jay Williams	P	Fr.	6-3	221	RS	Thomasville, Ala./Thomasville
92	Damion Square	DL	54	Jesse Williams	DL	Jr.	6-4	319	JC	Brisbane, Australia/Western Arizona CC
93	Chris Bonds	DL	63	Kellen Williams	OL	Soph.	6-3	305	SQ	Lawrenceville, Ga./Brookwood
95	Brandon Lewis	TE	89	Michael Williams	TE	Jr.	6-6	269	2L	Reform, Ala./Pickens County
99	Josh Chapman	DL	25	Danny Woodson Jr.	WR	Fr.	6-1	205	HS	Mobile, Ala./LeFlore

**DEPTH CHARTS****ALABAMA CRIMSON TIDE****DEFENSE**

DE	54	Jesse Williams	6-4	319	Jr.	OR
	90	Quinton Dial	6-6	294	Jr.	
	86	Undra Billingsley	6-2	288	Jr.	
NG	99	Josh Chapman	6-1	310	Sr.	OR
	58	Nick Gentry	6-1	284	Sr.	
	54	Jesse Williams	6-4	319	Jr.	
DE	92	Damion Square	6-3	285	Jr.	
	49	Ed Stinson	6-4	279	Soph.	
SAM	5	Jerrell Harris	6-3	242	Sr.	
	42	Adrian Hubbard	6-6	237	Fr.	
MIKE	30	Dont'a Hightower	6-4	260	Jr.	OR
	33	Trey DePriest	6-2	242	Fr.	
	36	Chris Jordan	6-3	240	Sr.	
WILL	35	Nico Johnson	6-3	245	Jr.	OR
	32	C.J. Mosley	6-2	234	Soph.	
	2	Tana Patrick	6-3	236	Soph.	
JACK	41	Courtney Upshaw	6-2	265	Sr.	OR
	42	Adrian Hubbard	6-6	237	Fr.	
	47	Xzavier Dickson	6-3	240	Fr.	
CB	24	DeQuan Menzie	6-0	198	Sr.	
	28	Dee Milliner	6-1	196	Soph.	
	10	John Fulton	6-0	187	Soph.	
CB	21	Dre Kirkpatrick	6-3	192	Jr.	
	9	Phelon Jones	5-11	194	Sr.	
SS	37	Robert Lester	6-2	210	Jr.	OR
	20	Jarrick Williams	6-1	210	Soph.	
	3	Vinnie Sunseri	6-0	217	Fr.	
FS	4	Mark Barron	6-2	218	Sr.	OR
	29	Will Lowery	5-9	180	Jr.	
	27	Nick Perry	6-1	205	Soph.	
	6	Ha Ha Clinton-Dix	6-1	203	Fr.	

OFFENSE

LT	75	Barrett Jones	6-5	311	Jr.	
	72	Tyler Love	6-6	307	Jr.	
LG	65	Chance Warmack	6-6	320	Jr.	
	52	Alfred McCullough	6-2	311	Sr.	
C	73	William Vlachos	6-1	294	Sr.	
	63	Kellen Williams	6-3	305	So.	
	78	Chad Lindsay	6-2	287	Fr.	
	61	Anthony Steen	6-3	303	So.	
RG	67	John Michael Boswell	6-5	300	Sr.	
	76	D.J. Fluker	6-6	335	Soph.	
RT	79	Austin Shepherd	6-5	321	Fr.	
	89	Michael Williams	6-6	269	Jr.	
TE	87	Chris Underwood	6-4	243	Sr.	
	84	Brian Vogler	6-7	252	Fr.	
	17	Brad Smelley	6-3	229	Sr.	
QB	82	Harrison Jones	6-4	248	Fr.	
	10	AJ McCarron	6-4	205	Soph.	
	14	Phillip Sims	6-2	217	Fr.	
RB	12	Phillip Ely	6-1	187	Fr.	OR
	3	Trent Richardson	5-11	224	Jr.	
	42	Eddie Lacy	6-0	220	Soph.	
WR	45	Jalston Fowler	6-1	246	Soph.	OR
	6	Blake Sims	6-0	212	Fr.	
	4	Marquis Maze	5-10	180	Sr.	
	11	Brandon Gibson	6-2	194	Sr.	
WR	83	Kevin Norwood	6-2	193	Soph.	OR
	22	Christian Jones	5-11	175	Fr.	
	15	Darius Hanks	6-0	185	Sr.	
WR	7	Kenny Bell	6-0	175	Soph.	OR
	2	DeAndrew White	6-0	181	Fr.	

SPECIAL TEAMS

PK	90	Jeremy Shelley	5-10	165	Jr.	OR
	43	Cade Foster	6-1	216	Soph.	
KO	43	Cade Foster	6-1	216	Soph.	
	90	Jeremy Shelley	5-10	165	Jr.	
H	10	AJ McCarron	6-4	205	Soph.	
	81	Hardie Buck	5-9	190	Jr.	
P	29	Cody Mandell	6-4	202	Soph.	
	44	Jay Williams	6-3	221	Fr.	
SN	51	Carson Tinker	6-1	220	Jr.	
	31	Kelly Johnson	6-3	230	Sr.	
PR	4	Marquis Maze	5-10	180	Sr.	
	7	Kenny Bell	6-0	175	Soph.	OR
	2	DeAndrew White	6-0	181	Fr.	
KR	4	Marquis Maze	5-10	180	Sr.	
	3	Trent Richardson	5-11	224	Jr.	
	15	Darius Hanks	6-0	185	Sr.	
	28	Dee Milliner	6-1	196	Soph.	

**LSU TIGERS****OFFENSE**

X	2	Rueben Randle	6-4	208	Jr.	
	82	James Wright	6-2	201	Soph.	
LT	76	Chris Faulk	6-6	325	Soph.	
	75	Greg Shaw	6-5	281	Sr.	
	73	Chris Davenport	6-4	320	Soph.	
LG	53	T-Bob Hebert	6-3	304	Sr.	
	60	Will Blackwell	6-4	303	Sr.	
	78	La'el Collins	6-5	320	Fr.	
	79	Matt Branch	6-6	287	Jr.	
C	64	P. J. Lonergan	6-4	305	Jr.	
	53	T-Bob Hebert	6-3	304	Sr.	
	61	Ben Domingue	6-3	272	Soph.	
RG	60	Will Blackwell	6-4	303	Sr.	
	74	Josh Williford	6-7	324	Soph.	
RT	72	Alex Hurst	6-6	340	Jr.	
	75	Greg Shaw	6-5	281	Sr.	
Y	19	Deangelo Peterson	6-4	235	Sr.	
	88	Chase Clement	6-5	251	Jr.	
	47	Tyler Edwards	6-4	235	Jr.	
	83	Mitch Joseph	6-5	268	Sr.	
Z	10	Russell Shepard	6-1	185	Jr.	
	86	Kadron Boone	6-0	195	Soph.	
3-wide	33	Odell Beckham, Jr.	5-11	183	Fr.	
	80	Jarvis Landry	6-0	190	Fr.	
QB	12	Jarrett Lee	6-2	206	Sr.	
	9	Jordan Jefferson	6-5	225	Sr.	
	8	Zach Mettenberger	6-5	222	Soph.	
RB	11	Spencer Ware	5-11	223	Soph.	
	42	Michael Ford	5-10	215	Soph.	
	4	Alfred Blue	6-2	215	Soph.	
FB	35	James Stampley	5-10	239	Sr.	
	44	J.C. Copeland	6-1	280	Soph.	OR
	27	Kenny Hilliard	5-11	240	Fr.	

DEFENSE

LE	94	Kendrick Adams	6-5	255	Sr.	
	49	Barkevious Mingo	6-5	240	Soph.	
	87	Chancey Aghayere	6-4	279	Jr.	
LT	90	Michael Brockers	6-6	306	Soph.	
	77	Josh Downs	6-1	287	Jr.	
	97	Dennis Johnson	6-2	285	Sr.	
RT	93	Bennie Logan	6-3	287	So.	
	56	Anthony Johnson	6-3	294	Fr.	
	9	Ego Ferguson	6-3	283	Fr.	
RE	99	Sam Montgomery	6-4	245	Soph.	OR
	89	Lavar Edwards	6-5	264	Jr.	
	59	Jermauria Rasco	6-3	225	Fr.	
SLB	23	Stefoin Francois	6-1	223	Sr.	
	58	Tahj Jones	6-2	205	Soph.	
MLB	46	Kevin Minter	6-2	242	Soph.	
	37	Karnell Hatcher	6-2	223	Sr.	
	31	D.J. Welter	6-0	226	Fr.	
WLB	22	Ryan Baker	6-0	236	Sr.	
	57	Lamin Barrow	6-2	229	Soph.	
	52	Luke Muncie	6-3	220	Soph.	
LCB	17	Morris Claiborne	6-0	185	Jr.	
	13	Ron Brooks	6-0	177	Sr.	
SS	18	Brandon Taylor	6-0	194	Sr.	
	6	Craig Loston	6-2	208	Soph.	
FS	1	Eric Reid	6-2	208	Soph.	
	36	Derrick Bryant	5-11	195	Sr.	
RCB	7	Tyrann Mathieu	5-9	175	Soph.	
	24	Tharold Simon	6-3	187	Soph.	
	Nickel	7	Tyrann Mathieu	5-9	175	Soph.
Dime	13	Ron Brooks	6-0	177	Sr.	

SPECIAL TEAMS

P	38	Brad Wing	6-3	184	Fr.	
	38	D.J. Howard	6-2	191	Sr.	
	30	Drew Alleman	5-11	183	Jr.	
	30	James Hairston	6-0	200	Fr.	
PK	30	Drew Alleman	5-11	183	Jr.	
	30	James Hairston	6-0	200	Fr.	
KO	30	James Hairston	6-0	200	Fr.	
	30	Drew Alleman	5-11	182	Jr.	
	38	D.J. Howard	6-2	191	Sr.	
SN	50	Joey Crappell	6-2	245	Sr.	
	85	Alex Russian	6-5	235	Sr.	
H	48	Seth Fruge	5-11	220	Soph.	OR
	38	Brad Wing	6-3	184	Fr.	
	12	Jarrett Lee	6-2	206	Sr.	
PR	7	Tyrann Mathieu	5-9	175	Soph.	
	2	Rueben Randle	6-4	208	Jr.	
	13	Ron Brooks	6-0	177	Sr.	
KR	17	Morris Claiborne	6-0	185	Jr.	
	13	Ron Brooks	6-0	177	Sr.	
	7	Tyrann Mathieu	5-9	175	Sophs.	
	2	Rueben Randle	6-4	208	Jr.	

2011 ALABAMA FOOTBALL STATISTICS

SCHEDULE/RESULTS/RECORD BREAKDOWN

Date	Opponent	Result	Score	Overall	SEC	Start	Time	Temp	Attend
Sat Sep 04	KENT STATE	W	48-7	1-0	—	11:23 p	3:28	96°	101,821
Sat Sep 10	at Penn State	W	27-11	2-0	—	3:37 P	3:20	77°	107,846
Sat Sep 18	NORTH TEXAS	W	41-0	3-0	—	6:38 P	3:10	80°	101,821
Sat Sep 24	* ARKANSAS	W	38-14	4-0	1-0	2:40 P	3:04	80°	101,821
Sat Oct 1	* at Florida	W	38-10	5-0	2-0	8:11 P	3:21	72°	90,888
Sat Oct 8	* VANDERBILT	W	34-0	6-0	3-0	6:02 P	2:59	77°	101,821
Sat Oct 15	* at Mississippi	W	52-7	7-0	4-0	5:00 P	3:03	75°	61,792
Sat Oct 22	* TENNESSEE	W	37-6	8-0	5-0	6:21 P	3:03	63°	101,821

* Southeastern Conference game.

Overall	8-0
Home	5-0
Away	3-0
Neutral	0-0
SEC	5-0
Non-Conference	3-0
Overtime.....	0-0
Day.....	3-0
Night	5-0
Televised	8-0
Non-Televised	0-0
vs Top 25	3-0
vs Top 15	2-0
vs Top 10	0-0
vs Top 5	0-0
Scores First.....	4-0
Opponent Scores First	4-0
Leading after 1st Qtr.....	5-0
Trailing after 1st Qtr.....	0-0
Tied after 1st Qtr	3-0
Leading at Half	7-0
Trailing at Half.....	0-0
Tied at Half	1-0
Leading after 3rd Qtr	8-0
Trailing after 3rd Qtr	0-0
Tied after 3rd Qtr.....	0-0
Wins Coin Toss	2-0
Loses Coin Toss	6-0
Natural Grass	7-0
Artificial Surface.....	1-0

TEAM STATISTICS

	ALABAMA	OPPONENT
SCORING	315	55
Points Per Game	39.4	6.9
FIRST DOWNS	175	79
Rushing.....	82	21
Passing.....	89	51
Penalty	4	7
RUSHING YARDAGE	1834	359
Yards gained rushing	1992	594
Yards lost rushing	158	235
Rushing Attempts	314	215
Average Per Rush	5.8	1.7
Average Per Game.....	229.2	44.9
TDs Rushing.....	27	2
PASSING YARDAGE	1827	1085
Comp-Att-Int.....	152-228-5	117-243-9
Average Per Pass	8.0	4.5
Average Per Catch	12.0	9.3
Average Per Game.....	228.4	135.6
TDs Passing.....	10	4
TOTAL OFFENSE	3661	1444
Total Plays.....	542	458
Average Per Play.....	6.8	3.2
Average Per Game.....	457.6	180.5
KICK RETURNS: #-Yards	15-352	57-1136
PUNT RETURNS: #-Yards	31-394	9-50
INT RETURNS: #-Yards	9-168	5-75
KICK RETURN AVERAGE	23.5	19.9
PUNT RETURN AVERAGE	12.7	5.6
INT RETURN AVERAGE	18.7	15.0
FUMBLES-LOST	9-3	11-5
PENALTIES-Yards	27-236	32-233
Average Per Game.....	29.5	29.1
PUNTS-Yards	27-1052	60-2574
Average Per Punt.....	39.0	42.9
Net punt average.....	36.4	35.3
TIME OF POSSESSION/Game	32:43	27:17
3RD-DOWN Conversions	54/106	32/121
3rd-Down Pct	51%	26%
4TH-DOWN Conversions	4/7	6/15
4th-Down Pct	57%	40%
SACKS BY-Yards	17-119	12-72
TOUCHDOWNS SCORED	40	6
FIELD GOALS-ATTEMPTS	12-16	4-8
ON-SIDE KICKS	0-0	0-1
RED-ZONE SCORES	(35-41) 85%	(6-9) 67%
RED-ZONE TOUCHDOWNS	(24-41) 59%	(5-9) 56%
PAT-ATTEMPTS	(39-40) 98%	(5-5) 100%
ATTENDANCE	509105	260526

SCORE BY QUARTERS

	1st	2nd	3rd	4th	OT	Total
Alabama	72	67	107	69	-	315
Opponents	30	3	14	8	-	55

ALABAMA GAME-BY-GAME STATISTICS

OFFENSE

Date	Opponent	Rushing				Receiving				Passing				Kick Returns				Punt Returns				tot off		
		no.	yds	td	lg	no.	yds	td	lg	cmp	att	int	yds	td	lg	no.	yds	td	lg	no.	yds		td	lg
Sep 03	KENT STATE	35	183	5	49	21	299	1	48	21	37	4	299	1	48	2	63	0	39	11	148	0	27	482
Sep 10	at Penn State	41	196	2	30	19	163	1	29	19	31	0	163	1	29	2	40	0	21	2	43	0	44	359
Sep 17	NORTH TEXAS	33	347	5	71	21	239	0	30	21	29	0	239	0	30	1	20	0	20	6	56	0	28	586
Sep 24	ARKANSAS	39	197	1	31	15	200	2	61	15	20	0	200	2	61	1	24	0	24	4	125	1	83	397
Oct 1	at Florida	43	226	4	36	12	140	0	22	12	25	0	140	0	22	3	123	0	70	2	0	0	0	366
Oct 08	VANDERBILT	43	153	1	24	26	266	4	39	26	33	0	266	4	39	1	3	0	3	3	2	0	5	419
Oct 15	at Mississippi	42	389	6	76	20	226	1	36	20	25	0	226	1	36	2	43	0	27	2	16	0	12	615
Oct 22	TENNESSEE	38	143	3	19	18	294	1	69	18	28	1	294	1	69	3	36	0	20	1	4	0	4	437
Alabama		314	1834	27	76	152	1827	10	69	152	228	5	1827	10	69	15	352	0	70	31	394	1	83	3661
		215	359	2	31	117	1085	4	65	117	243	9	1085	4	65	57	1136	0	47	9	50	0	15	1444

DEFENSE

Date	Opponent	Tackles				Sacks no-yds	Fumble		Pass Defense			Blkd kick	PAT Attempts					
		ua	a	total	tfl-yds		ff	fr-yds	int-yds	qbh	brup		kick	rush	rcv	saf	pts	
Sep 03	KENT STATE	34	40	74	7.0-54	4.0-31	0	0-0	1-0	5	8	0	6-6	0	0	0	0	48
Sep 10	at Penn State	32	28	60	1.0-1	0.0-0	2	2-0	1-0	0	10	0	3-3	0	0	0	0	27
Sep 17	NORTH TEXAS	36	30	66	7.0-16	0.0-0	0	0-0	0-0	6	8	1	5-5	0	0	0	0	41
Sep 24	ARKANSAS	34	28	62	10.0-41	1.0-10	0	0-0	2-25	4	6	0	5-5	0	0	0	0	38
Oct 1	at Florida	39	10	49	11.0-54	4.0-33	2	1-0	1-45	3	5	0	5-5	0	0	0	0	38
Oct 08	VANDERBILT	27	20	47	7.0-17	1.0-2	0	0-0	2-39	1	3	0	4-5	0	0	0	0	34
Oct 15	at Mississippi	37	22	59	14.0-52	5.0-34	1	1-0	1-30	5	1	0	7-7	0	0	0	0	52
Oct 22	TENNESSEE	28	42	70	4.0-12	2.0-9	2	1-0	1-29	3	6	0	4-4	0	0	0	0	37
Alabama		267	220	487	61.0-247	17.0-119	7	5-0	9-168	27	47	1	39-40	0	0	0	0	315
		303	290	593	43.0-146	12.0-72	5	3-4	5-75	10	19	0	5-5	1	0	0	0	55

SPECIAL TEAMS

Date	Opponent	Punting										Field Goals			Kickoffs				
		no.	yds	avg	long	blkd	tb	fc	50+	i20	md-att	long	blkd	no.	yds	avg	tb	ob	
Sep 03	KENT STATE	3	127	42.3	47	0	0	2	0	1	2-3	36	0	9	580	64.4	0	0	
Sep 10	at Penn State	6	223	37.2	44	0	0	4	0	0	2-2	22	0	6	372	62.0	0	0	
Sep 17	NORTH TEXAS	1	35	35.0	35	0	0	0	0	1	2-4	37	0	8	512	64.0	0	0	
Sep 24	ARKANSAS	6	225	37.5	44	0	0	3	0	0	1-1	20	0	7	430	61.4	1	0	
Oct 1	at Florida	5	199	39.8	49	0	0	2	0	5	1-1	32	0	7	450	64.3	0	1	
Oct 08	VANDERBILT	3	118	39.3	50	0	1	1	1	0	0-0	0	0	6	371	61.8	0	0	
Oct 15	at Mississippi	1	44	44.0	44	0	0	1	0	0	1-2	24	0	9	534	59.3	0	0	
Oct 22	TENNESSEE	2	81	40.5	41	0	0	1	0	0	3-3	45	0	8	523	65.4	1	0	
Alabama		27	1052	39.0	50	0	1	14	1	7	12-16	45	0	60	3772	62.9	2	1	
		60	2574	42.9	54	0	3	14	11	10	4-8	52	1	17	1101	64.8	2	0	

RED ZONE

Date	Opponent	Score	Times	Times	Total	Rush			Pass	FGs	Failed to score inside RZ						
			In RZ	Scored	Pts	TDs	TDs	TDs	Made	FGA	Down	Int	Fumb	Half	Game		
Sep 03, 2011	KENT STATE	w 48-7	6	6	34	4	4	0	2	2	0	0	0	0	0	0	0
Sep 10, 2011	at Penn State	w 27-11	5	5	27	3	2	1	2	2	0	0	0	0	0	0	0
Sep 17, 2011	NORTH TEXAS	w 41-0	5	3	13	1	1	0	2	2	2	0	0	0	0	0	0
Sep 24, 2011	ARKANSAS	w 38-14	2	2	10	1	1	0	1	1	0	0	0	0	0	0	0
Oct 1, 2011	at Florida	w 38-10	4	4	24	3	3	0	1	1	0	0	0	0	0	0	0
Oct 08, 2011	VANDERBILT	w 34-0	5	4	28	4	1	3	0	0	0	1	0	0	0	0	0
Oct 15, 2011	at Mississippi	w 52-7	7	6	38	5	4	1	1	1	0	0	0	0	1	0	0
Oct 22, 2011	TENNESSEE	w 37-6	7	5	27	3	3	0	2	2	0	1	0	0	1	0	0
Totals			41	35	201	24	19	5	11	11	2	2	0	0	2	0	0
			35 of 41 (85.4%)														

OPPONENT GAME-BY-GAME STATISTICS

OFFENSE

Date	Opponent	Rushing				Receiving				Passing				Kick Returns				Punt Returns				tot off
		no.	yds	td	lg	no.	yds	td	lg	cmp-att-int	yds	td	lg	no.	yds	td	lg	no.	yds	td	lg	
Sep 03	KENT STATE	23	-9	0	6	20	99	1	13	20-47-1	99	1	13	9	173	0	26	1	5	0	5	90
Sep 10	at Penn State	30	107	1	15	12	144	0	27	12-39-1	144	0	27	6	81	0	17	2	24	0	15	251
Sep 17	NORTH TEXAS	32	68	0	14	13	101	0	20	13-31-0	101	0	20	8	105	0	17	0	0	0	0	169
Sep 24	ARKANSAS	19	17	0	14	24	209	2	39	24-40-2	209	2	39	6	125	0	30	2	6	0	5	226
Oct 1	at Florida	29	15	0	31	14	207	1	65	14-23-1	207	1	65	6	160	0	33	2	8	0	8	222
Oct 08	VANDERBILT	19	41	0	9	15	149	0	31	15-24-2	149	0	31	6	120	0	33	1	-4	0	0	190
Oct 15	at Mississippi	31	28	1	14	10	113	0	59	10-21-1	113	0	59	9	223	0	47	0	0	0	0	141
Oct 22	TENNESSEE	32	92	0	15	9	63	0	21	9-18-1	63	0	21	7	149	0	26	1	11	0	11	155
Opponents		215	359	2	31	117	1085	4	65	117-243-9	1085	4	65	57	1136	0	47	9	50	0	15	1444
		314	1834	27	76	152	1827	10	69	152-228-5	1827	10	69	15	352	0	70	31	394	1	83	3661

DEFENSE

Date	Opponent	Tackles				Sacks no-yds	Fumble		Pass Defense			Blkd kick	PAT Attempts					
		ua	a	total	tfl-yds		ff	fr-yds	int-yds	qbh	brup		kick	rush	rcv	saf	pts	
Sep 03	KENT STATE	45	34	79	7.0-28	2.0-12	2	1-4	4-56	1	3	0	1-1	0	0	0	0	7
Sep 10	at Penn State	26	66	92	3.0-11	0.0-0	0	0-0	0-0	0	7	0	0-0	1	0	0	0	11
Sep 17	NORTH TEXAS	37	30	67	7.0-26	4.0-19	1	2-0	0-0	1	2	0	0-0	0	0	0	0	0
Sep 24	ARKANSAS	39	30	69	6.0-13	2.0-8	0	0-0	0-0	2	2	0	2-2	0	0	0	0	14
Oct 1	at Florida	36	28	64	4.0-12	0.0-0	0	0-0	0-0	2	2	0	1-1	0	0	0	0	10
Oct 08	VANDERBILT	49	38	87	9.0-31	2.0-15	2	0-0	0-0	1	0	0	0-0	0	0	0	0	0
Oct 15	at Mississippi	39	28	67	2.0-15	1.0-14	0	0-0	0-0	1	2	0	1-1	0	0	0	0	7
Oct 22	TENNESSEE	32	36	68	5.0-10	1.0-4	0	0-0	1-19	2	1	0	0-0	0	0	0	0	6
Opponents		303	290	593	43.0-146	12.0-72	5	3-4	5-75	10	19	0	5-5	1	0	0	0	55
		267	220	487	61.0-247	17.0-119	7	5-0	9-168	27	47	1	39-40	0	0	0	0	315

SPECIAL TEAMS

Date	Opponent	Punting										Field Goals			Kickoffs				
		no.	yds	avg	long	blkd	tb	fc	50+	i20	md-att	long	blkd	no.	yds	avg	tb	ob	
Sep 03	KENT STATE	12	528	44.0	52	0	0	1	3	1	0-0	0	0	2	136	68.0	0	0	
Sep 10	at Penn State	6	259	43.2	49	0	2	1	0	0	1-1	43	0	2	134	67.0	0	0	
Sep 17	NORTH TEXAS	10	443	44.3	54	0	0	2	2	1	0-1	0	1	1	68	68.0	0	0	
Sep 24	ARKANSAS	8	357	44.6	54	0	0	4	2	1	0-0	0	0	3	210	70.0	2	0	
Oct 1	at Florida	7	303	43.3	50	0	0	0	1	1	1-2	21	0	3	206	68.7	0	0	
Oct 08	VANDERBILT	5	206	41.2	54	0	0	1	3	3	0-2	0	0	1	40	40.0	0	0	
Oct 15	at Mississippi	7	278	39.7	43	0	1	2	0	3	0-0	0	0	2	135	67.5	0	0	
Oct 22	TENNESSEE	5	200	40.0	46	0	0	3	0	0	2-2	52	0	3	172	57.3	0	0	
Opponents		60	2574	42.9	54	0	3	14	11	10	4-8	52	1	17	1101	64.8	2	0	
		27	1052	39.0	50	0	1	14	1	7	12-16	45	0	60	3772	62.9	2	1	

RED ZONE

Date	Opponent	Score	Times	Times	Total	Rush	Pass	FGs	Failed to score inside RZ							
			In RZ	Scored	Pts	TDs	TDs	Made	FGA	Down	Int	Fumb	Half	Game		
Sep 03, 2011	KENT STATE	w 48-7	1	1	7	1	0	1	0	0	0	0	0	0	0	0
Sep 10, 2011	at Penn State	w 27-11	1	1	8	1	1	0	0	0	0	0	0	0	0	0
Sep 17, 2011	NORTH TEXAS	w 41-0	1	0	0	0	0	0	0	0	1	0	0	0	0	0
Sep 24, 2011	ARKANSAS	w 38-14	2	2	14	2	0	2	0	0	0	0	0	0	0	0
Oct 1, 2011	at Florida	w 38-10	2	1	3	0	0	0	1	1	0	0	0	0	0	0
Oct 08, 2011	VANDERBILT	w 34-0	0	0	0	0	0	0	0	0	0	0	0	0	0	0
Oct 15, 2011	at Mississippi	w 52-7	2	1	7	1	1	0	0	0	1	0	0	0	0	0
Oct 22, 2011	TENNESSEE	w 37-6	0	0	0	0	0	0	0	0	0	0	0	0	0	0
Totals			9	6	39	5	2	3	1	1	2	0	0	0	0	0
6 of 9 (66.7%)																

TEAM COMPARISON GAME-BY-GAME

Opponent	Score	First Downs				Rushing Number-Yards	Passing		Total Offense Plays-Yards	Return Yards	Turn- Overs
		Total	Rush	Pass	Pen		Comp-Att-Int	Yards			
KENT STATE	48 - 7	24 / 6	10 / 1	14 / 5	0 / 0	35-183 / 23-9	21-37-4 / 20-47-1	299 / 99	72-482 / 70-90	211 / 238	5 / 1
Penn State	27 - 11	19 / 16	10 / 6	9 / 8	0 / 2	41-196 / 30-107	19-31-0 / 12-39-1	163 / 144	72-359 / 69-251	83 / 105	0 / 3
NORTH TEXAS	41 - 0	25 / 11	9 / 4	14 / 6	2 / 1	33-347 / 32-68	21-29-0 / 13-31-0	239 / 101	62-586 / 63-169	76 / 105	2 / 0
ARKANSAS	38 - 14	16 / 14	7 / 2	9 / 10	0 / 2	39-197 / 19-17	15-20-0 / 24-40-2	200 / 209	59-397 / 59-226	174 / 131	0 / 2
Florida	38 - 10	21 / 9	14 / 1	6 / 7	1 / 1	43-226 / 29-15	12-25-0 / 14-23-1	140 / 207	68-366 / 52-222	168 / 168	0 / 2
VANDERBILT	34 - 0	24 / 8	9 / 0	14 / 8	1 / 0	43-153 / 19-41	26-33-0 / 15-24-2	266 / 149	76-419 / 43-190	44 / 116	0 / 2
Mississippi	52 - 7	27 / 9	17 / 6	10 / 3	0 / 0	42-389 / 31-28	20-25-0 / 10-21-1	226 / 113	67-615 / 52-141	89 / 223	0 / 2
TENNESSEE	37 - 6	19 / 6	6 / 1	13 / 4	0 / 1	38-143 / 32-92	18-28-1 / 9-18-1	294 / 63	66-437 / 50-155	69 / 179	1 / 2
Totals	315 - 55	175 / 79	82 / 21	89 / 51	4 / 7	314-1834 / 215-359	152-228-5 / 117-243-9	1827 / 1085	542-3661 / 458-1444	914 / 1265	8 / 14

Opponent	3rd Down		4th Down		Time of Possession	TOP Margin	Avg Yds/Rush	Avg Yds/Pass	Avg Yds/Play	Punting Number-Avg	Penalties Number-Yards	Sacks
	Conversions		Conversions									
KENT STATE	2-10 / 4-20		0-0 / 1-4		29:53 / 30:07	-0:14	5.2 / -0.4	8.1 / 2.1	6.7 / 1.3	3-42.3 / 12-44.0	2-10 / 4-36	4 / 2
Penn State	8-17 / 8-17		1-1 / 1-1		34:05 / 25:55	8:10	4.8 / 3.6	5.3 / 3.7	5.0 / 3.6	6-37.2 / 6-43.2	3-35 / 3-25	0 / 0
NORTH TEXAS	6-11 / 5-17		0-0 / 0-1		27:47 / 32:13	-4:26	10.5 / 2.1	8.2 / 3.3	9.5 / 2.7	1-35.0 / 10-44.3	2-19 / 8-68	0 / 4
ARKANSAS	5-13 / 4-15		1-1 / 1-2		32:51 / 27:09	5:42	5.1 / 0.9	10.0 / 5.2	6.7 / 3.8	6-37.5 / 8-44.6	5-55 / 3-17	1 / 2
Florida	7-13 / 4-14		0-0 / 0-0		34:41 / 25:19	9:22	5.3 / 0.5	5.6 / 9.0	5.4 / 4.3	5-39.8 / 7-43.3	3-29 / 4-16	4 / 0
VANDERBILT	12-17 / 1-10		0-2 / 0-0		36:14 / 23:46	12:28	3.6 / 2.2	8.1 / 6.2	5.5 / 4.4	3-39.3 / 5-41.2	2-15 / 6-46	1 / 2
Mississippi	7-11 / 4-14		1-1 / 1-2		33:56 / 26:04	7:52	9.3 / 0.9	9.0 / 5.4	9.2 / 2.7	1-44.0 / 7-39.7	5-35 / 0-0	5 / 1
TENNESSEE	7-14 / 2-14		1-2 / 2-5		32:18 / 27:42	4:36	3.8 / 2.9	10.5 / 3.5	6.6 / 3.1	2-40.5 / 5-40.0	5-38 / 4-25	2 / 1
Totals	54-106 / 32-121		4-7 / 6-15		261:45 / 218:15	43:30	5.8 / 1.7	8.0 / 4.5	6.8 / 3.2	27-39.0 / 60-42.9	27-236 / 32-233	17 / 12

Note: Game totals are displayed in the format TEAM/OPPONENT for each category

ALABAMA INDIVIDUAL STATISTICS

RUSHING

Rushing	gp	att	gain	loss	net	avg	td	lg	avg/g
Trent Richardson	8	149	1016	27	989	6.6	17	76	123.6
Eddie Lacy	7	58	474	9	465	8.0	5	67	66.4
Jalston Fowler	8	47	335	6	329	7.0	3	69	41.1
Blake Sims	5	22	126	19	107	4.9	0	45	21.4
Brad Smelley	8	1	1	0	1	1.0	0	1	0.1
Marquis Maze	8	4	6	7	-1	-0.2	0	6	-0.1
Phillip Sims	8	5	15	25	-10	-2.0	0	15	-1.2
TEAM	4	9	0	18	-18	-2.0	0	0	-4.5
AJ McCarron	8	19	19	47	-28	-1.5	2	4	-3.5
Total	8	314	1992	158	1834	5.8	27	76	229.2
Opponents	8	215	594	235	359	1.7	2	31	44.9

RECEIVING

Receiving	gp	no.	yds	avg	td	lg	avg/g
Marquis Maze	8	39	482	12.4	1	69	60.2
Darius Hanks	6	18	230	12.8	1	36	38.3
Trent Richardson	8	18	212	11.8	1	61	26.5
Brad Smelley	8	16	165	10.3	1	20	20.6
Kenny Bell	8	13	167	12.8	1	39	20.9
DeAndrew White	8	11	130	11.8	2	39	16.2
Michael Williams	8	10	152	15.2	2	37	19.0
Eddie Lacy	7	8	103	12.9	0	48	14.7
Brandon Gibson	8	8	78	9.8	1	19	9.8
Kevin Norwood	6	4	30	7.5	0	12	5.0
Christion Jones	8	3	49	16.3	0	30	6.1
Blake Sims	5	2	18	9.0	0	10	3.6
Brian Vogler	8	1	6	6.0	0	6	0.8
Harrison Jones	8	1	5	5.0	0	5	0.6
Total	8	152	1827	12.0	10	69	228.4
Opponents	8	117	1085	9.3	4	65	135.6

PASSING

Passing	gp	effic	comp-att-int	pct	yds	td	lg	avg/g
AJ McCarron	8	150.39	134-200-3	67.0	1664	10	69	208.0
Phillip Sims	8	98.90	18-28-2	64.3	163	0	19	20.4
Total	8	144.06	152-228-5	66.7	1827	10	69	228.4
Opponents	8	83.68	117-243-9	48.1	1085	4	65	135.6

TOTAL OFFENSE

Total Offense	g	plays	rush	pass	total	avg/g
AJ McCarron	8	219	-28	1664	1636	204.5
Trent Richardson	8	149	989	0	989	123.6
Eddie Lacy	7	58	465	0	465	66.4
Jalston Fowler	8	47	329	0	329	41.1
Phillip Sims	8	33	-10	163	153	19.1
Blake Sims	5	22	107	0	107	21.4
Brad Smelley	8	1	1	0	1	0.1
Marquis Maze	8	4	-1	0	-1	-0.1
TEAM	4	9	-18	0	-18	-4.5
Total	8	542	1834	1827	3661	457.6
Opponents	8	458	359	1085	1444	180.5

ALABAMA INDIVIDUAL STATISTICS

ALL-PURPOSE

All Purpose	g	rush	rcv	pr	kr	ir	total	avg/g
Trent Richardson	8	989	212	0	43	0	1244	155.5
Marquis Maze	8	-1	482	338	238	0	1057	132.1
Eddie Lacy	7	465	103	0	0	0	568	81.1
Jalston Fowler	8	329	0	0	0	0	329	41.1
Darius Hanks	6	0	230	4	16	0	250	41.7
DeAndrew White	8	0	130	34	24	0	188	23.5
Kenny Bell	8	0	167	0	0	0	167	20.9
Brad Smelley	8	1	165	0	0	0	166	20.8
Michael Williams	8	0	152	0	3	0	155	19.4
Blake Sims	5	107	18	0	0	0	125	25.0
Brandon Gibson	8	0	78	0	0	0	78	9.8
Christian Jones	8	0	49	18	0	0	67	8.4
DeMarcus Millin	8	0	0	0	21	37	58	7.2
Courtney Upsha	8	0	0	0	0	45	45	5.6
Kevin Norwood	6	0	30	0	0	0	30	5.0
Robert Lester	8	0	0	0	0	30	30	3.8
Dont'a Hightowe	8	0	0	0	0	29	29	3.6
DeQuan Menzie	8	0	0	0	0	25	25	3.1
Chris Underwoo	8	0	0	0	7	0	7	0.9
Brian Vogler	8	0	6	0	0	0	6	0.8
Harrison Jones	8	0	5	0	0	0	5	0.6
Nico Johnson	8	0	0	0	0	2	2	0.2
Phillip Sims	8	-10	0	0	0	0	-10	-1.2
TEAM	4	-18	0	0	0	0	-18	-4.5
AJ McCarron	8	-28	0	0	0	0	-28	-3.5
Total	8	1834	1827	394	352	168	4575	571.9
Opponents	8	359	1085	50	1136	75	2705	338.1

FIELD GOALS

Field Goals	fg	pct.	01-19	20-29	30-39	40-49	50-99	lg	blk
Jeremy Shelley	11-13	84.6	1-1	6-6	4-5	0-1	0-0	37	0
Cade Foster	1-3	33.3	0-0	0-0	0-0	1-1	0-2	45	0

FG Sequence	Alabama	Opponents
Kent State	(36),53,(32)	-
Penn State	(22),(18)	(43)
North Texas	(26),(37),36,42	42
Arkansas	(20)	-
Florida	(32)	(21),52
Vanderbilt	-	47,38
Mississippi	53,(24)	-
Tennessee	(26),(29),(45)	(40),(52)

Numbers in (parentheses) indicate field goal was made.

PUNTING

Punting	no.	yds	avg	lg	tb	fc	i20	50+	blk
Cody Mandell	27	1052	39.0	50	1	14	7	1	0
Total	27	1052	39.0	50	1	14	7	1	0
Opponents	60	2574	42.9	54	3	14	10	11	0

KICKOFFS

Kickoffs	no.	yds	avg	tb	ob	retn	net	ydln
Cade Foster	53	3380	63.8	2	1			
Jeremy Shelley	7	392	56.0	0	0			
Total	60	3772	62.9	2	1	19.9	43.3	26
Opponents	17	1101	64.8	2	0	23.5	41.7	28

SCORING

Scoring	td	fg	PAT				dxp	saf	pts
			kick	rush	rcv	pass			
Trent Richardson	18	-	-	-	-	-	-	108	
Jeremy Shelley	-	11-13	39-40	-	-	-	-	72	
Eddie Lacy	5	-	-	-	-	-	-	30	
Jalston Fowler	3	-	-	-	-	-	-	18	
Michael Williams	2	-	-	-	-	-	-	12	
AJ McCarron	2	-	-	-	-	-	-	12	
Marquis Maze	2	-	-	-	-	-	-	12	
DeAndrew White	2	-	-	-	-	-	-	12	
Kenny Bell	1	-	-	-	-	-	-	6	
Brad Smelley	1	-	-	-	-	-	-	6	
Brandon Gibson	1	-	-	-	-	-	-	6	
DeQuan Menzie	1	-	-	-	-	-	-	6	
Darius Hanks	1	-	-	-	-	-	-	6	
Courtney Upshaw	1	-	-	-	-	-	-	6	
Cade Foster	-	1-3	-	-	-	-	-	3	
Total	40	12-16	39-40	-	-	-	-	315	
Opponents	6	4-8	5-5	1-1	-	-	-	55	

INTERCEPTIONS

Interceptions	no.	yds	avg	td	lg
DeMarcus Milliner	2	37	18.5	0	37
Nico Johnson	1	2	2.0	0	2
DeQuan Menzie	1	25	25.0	1	25
Mark Barron	1	0	0.0	0	0
Dont'a Hightower	1	29	29.0	0	29
Courtney Upshaw	1	45	45.0	1	45
Robert Lester	1	30	30.0	0	30
Phelon Jones	1	0	0.0	0	0
Total	9	168	18.7	2	45
Opponents	5	75	15.0	0	37

PUNT RETURNS

Punt Returns	no.	yds	avg	td	lg
Marquis Maze	26	338	13.0	1	83
Christian Jones	2	18	9.0	0	18
DeAndrew White	2	34	17.0	0	20
Darius Hanks	1	4	4.0	0	4
Total	31	394	12.7	1	83
Opponents	9	50	5.6	0	15

KICK RETURNS

Kick Returns	no.	yds	avg	td	lg
Marquis Maze	8	238	29.8	0	70
Trent Richardson	2	43	21.5	0	24
Darius Hanks	1	16	16.0	0	16
Michael Williams	1	3	3.0	0	3
Chris Underwood	1	7	7.0	0	7
DeAndrew White	1	24	24.0	0	24
DeMarcus Milliner	1	21	21.0	0	21
Total	15	352	23.5	0	70

FUMBLE RETURNS

Fumble Returns	no.	yds	avg	td	lg
Total	0	0	0.0	0	0
Opponents	1	4	4.0	0	4

ALABAMA DEFENSIVE STATISTICS

#	Defensive Leaders	gp	Tackles				tfl/yds	Sacks no-yds	Pass defense			Fumbles		blkd	
			ua	a	tot				int-yds	brup	qbh	rcv-yds	ff	kick	saf
30	Dont'a Hightower	8	22	26	48	6.0-22	1.5-7	1-29	2	6	
4A	Mark Barron	8	27	13	40	3.5-6	.	1-0	5	1	1-0	.	.	.	
41	Courtney Upshaw	8	19	7	26	11.5-54	4.5-35	1-45	.	7	.	2	.	.	
35	Nico Johnson	8	16	8	24	3.5-13	1.0-5	1-2	2	.	1-0	1	.	.	
24	DeQuan Menzie	8	15	9	24	2.5-14	1.5-9	1-25	8	.	1-0	.	.	.	
3A	Vinnie Sunseri	8	13	11	24	1-0	1	.	.	
37	Robert Lester	8	11	11	22	.	.	1-30	3	.	.	.	1	.	
33	Trey Depriest	8	8	13	21	1.5-10	.	.	.	1	
29	Will Lowery	8	14	6	20	0.5-8	.	.	2	
32	C.J. Mosley	6	10	10	20	2.0-8	1.0-7	.	2	
21	Dre Kirkpatrick	8	18	1	19	2.0-4	.	.	8	.	.	2	.	.	
28	DeMarcus Milliner	8	8	10	18	1.0-7	.	2-37	7	
5	Jerrell Harris	8	8	7	15	2.0-3	.	.	.	2	
49	Ed Stinson	8	8	6	14	5.0-12	1.0-3	.	1	.	1-0	.	.	.	
58	Nick Gentry	8	7	6	13	3.5-25	2.5-21	.	.	3	
99	Josh Chapman	8	6	7	13	2.5-7	0.5-1	.	2	
91	Alex Watkins	8	6	7	13	2.0-13	1.0-12	.	.	1	.	1	.	.	
54	Jesse Williams	8	8	4	12	3.5-9	0.5-1	.	1	2	
92	Damion Square	8	5	7	12	2.5-4	.	.	1	1	
9A	Quinton Dial	7	5	6	11	1.5-10	1.0-9	.	.	1	
6A	Ha'Seaon Clinton-Dix	8	5	5	10	.	.	.	2	
4B	Adrian Hubbard	7	3	5	8	1.5-5	.	.	.	1	
11	Brandon Gibson	8	3	4	7	
2	Tana Patrick	7	2	5	7	
43	Cade Foster	8	3	2	5	
9	Phelon Jones	8	2	2	4	.	.	1-0	
1A	John Fulton	8	1	3	4	.	.	.	1	
8A	Jeffrey Pagan	5	.	4	4	
36	Chris Jordan	2	.	3	3	0.5-2	
20	Jarrick Williams	4	3	.	3	
81	Hardie Buck	8	1	2	3	
86	Undra Billingsley	8	1	2	3	1.0-4	0.5-4	.	.	1	
47	Xzavier Dickson	6	1	1	2	1.5-7	0.5-5	
3D	Kelly Johnson	6	1	1	2	
62	Brandon Ivory	3	.	2	2	
17	Brad Smelley	8	1	1	2	
27	Nick Perry	6	1	1	2	
5C	Carson Tinker	8	1	.	1	
3	Trent Richardson	8	1	.	1	
14	Phillip Sims	8	1	.	1	
22	Christion Jones	8	1	.	1	
2A	DeAndrew White	8	1	.	1	
1B	Ranzell Watkins	2	.	1	1	
42	Eddie Lacy	7	.	1	1	
Total		8	267	220	487	61-247	17-119	9-168	47	27	5-0	7	1	.	
Opponents		8	303	290	593	43-146	12-72	5-75	19	10	3-4	5	.	.	

PARTICIPATION CHART

Name	GP/GS	KSU	PENN ST. N. TEXAS	ARK	FLA	VANDY	MISS	TENN	LSU	MISS. ST. GA. SOU.	AUB
J. Atchison	2/-	XXX	...	XXX
Mark Barron	8/8	START	START	START	START	START	START	START	START	START	START
Kenny Bell	8/4	XXX	START	XXX	START	START	START	XXX	XXX	XXX	XXX
U. Billingsley	8/-	XXX	XXX	XXX	XXX	XXX	XXX	XXX	XXX	XXX	XXX
Chris Bonds	1/-	XXX
J. Boswell	8/-	XXX	XXX	XXX	XXX	XXX	XXX	XXX	XXX	XXX	XXX
Michael Bowman	1/-	XXX
Hardie Buck	8/-	XXX	XXX	XXX	XXX	XXX	XXX	XXX	XXX	XXX	XXX
Josh Chapman	8/7	START	START	START	XXX	START	START	START	START	START	START
H. Clinton-Dix	8/-	XXX	XXX	XXX	XXX	XXX	XXX	XXX	XXX	XXX	XXX
Trey Depriest	8/-	XXX	XXX	XXX	XXX	XXX	XXX	XXX	XXX	XXX	XXX
Quinton Dial	7/-	XXX	XXX	XXX	XXX	...	XXX	XXX	XXX	XXX	XXX
Xzavier Dickson	6/-	XXX	...	XXX	...	XXX	XXX	XXX	XXX	XXX	XXX
D.J. Fluker	8/8	START	START	START	START	START	START	START	START	START	START
Cade Foster	8/-	XXX	XXX	XXX	XXX	XXX	XXX	XXX	XXX	XXX	XXX
Jalston Fowler	8/-	XXX	XXX	XXX	XXX	XXX	XXX	XXX	XXX	XXX	XXX
John Fulton	8/-	XXX	XXX	XXX	XXX	XXX	XXX	XXX	XXX	XXX	XXX
Nick Gentry	8/-	XXX	XXX	XXX	XXX	XXX	XXX	XXX	XXX	XXX	XXX
Brandon Gibson	8/-	XXX	XXX	XXX	XXX	XXX	XXX	XXX	XXX	XXX	XXX
Darius Hanks	6/6	START	START	START	START	START	START	START	START
Jerrell Harris	8/3	XXX	XXX	XXX	XXX	START	START	START	START	START	XXX
D. Hightower	8/8	START	START	START	START	START	START	START	START	START	START
Adrian Hubbard	7/-	XXX	...	XXX	XXX	XXX	XXX	XXX	XXX	XXX	XXX
Brandon Ivory	3/-	XXX	...	XXX	XXX
Kelly Johnson	6/-	XXX	...	XXX	XXX	XXX	XXX	XXX	XXX
Nico Johnson	8/3	XXX	XXX	XXX	XXX	START	START	START	START	XXX	XXX
Barrett Jones	8/8	START	START	START	START	START	START	START	START	START	START
Christian Jones	8/-	XXX	XXX	XXX	XXX	XXX	XXX	XXX	XXX	XXX	XXX
Harrison Jones	8/-	XXX	XXX	XXX	XXX	XXX	XXX	XXX	XXX	XXX	XXX
Phelon Jones	8/-	XXX	XXX	XXX	XXX	XXX	XXX	XXX	XXX	XXX	XXX
Chris Jordan	2/-	XXX	XXX	XXX	XXX
Dre Kirkpatrick	8/8	START	START	START	START	START	START	START	START	START	START
A. Kouandjio	2/-	...	XXX	...	XXX
C. Kouandjio	8/-	XXX	XXX	XXX	XXX	XXX	XXX	XXX	XXX	XXX	XXX
Eddie Lacy	7/-	XXX	XXX	XXX	XXX	XXX	...	XXX	XXX	XXX	XXX
Robert Lester	8/8	START	START	START	START	START	START	START	START	START	START
Brandon Lewis	7/-	...	XXX	XXX	XXX	XXX	XXX	XXX	XXX	XXX	XXX
Chad Lindsay	2/-	XXX	XXX	XXX
Tyler Love	2/-	XXX	XXX	XXX
Will Lowery	8/1	XXX	XXX	XXX	START	XXX	XXX	XXX	XXX	XXX	XXX
Cody Mandell	8/-	XXX	XXX	XXX	XXX	XXX	XXX	XXX	XXX	XXX	XXX
Marquis Maze	8/8	START	START	START	START	START	START	START	START	START	START
AJ McCarron	8/8	START	START	START	START	START	START	START	START	START	START
A. McCullough	8/1	XXX	XXX	XXX	XXX	XXX	XXX	XXX	XXX	START	START
DeQuan Menzie	8/8	START	START	START	START	START	START	START	START	START	START
D. Milliner	8/5	START	START	START	START	XXX	XXX	XXX	XXX	START	START
C.J. Mosley	6/5	START	START	START	START	XXX	XXX	START	START
Kevin Norwood	6/-	XXX	XXX	XXX	XXX	XXX	XXX	XXX	XXX
Jeoffrey Pagan	5/-	XXX	...	XXX	XXX	XXX	XXX	XXX	XXX
Tana Patrick	7/-	XXX	...	XXX	XXX	XXX	XXX	XXX	XXX	XXX	XXX
Nick Perry	6/-	XXX	...	XXX	XXX	...	XXX	XXX	XXX	XXX	XXX
T. Richardson	8/8	START	START	START	START	START	START	START	START	START	START
Jeremy Shelley	8/-	XXX	XXX	XXX	XXX	XXX	XXX	XXX	XXX	XXX	XXX
Austin Shepherd	6/-	XXX	...	XXX	...	XXX	XXX	XXX	XXX	XXX	XXX
Blake Sims	5/-	XXX	...	XXX	XXX	XXX	XXX	XXX	XXX
Phillip Sims	8/-	XXX	XXX	XXX	XXX	XXX	XXX	XXX	XXX	XXX	XXX
Brad Smelley	8/6	START	START	START	XXX	XXX	START	START	START	START	START
Damion Square	8/8	START	START	START	START	START	START	START	START	START	START
Anthony Steen	8/7	START	START	START	START	START	START	START	START	START	XXX
Ed Stinson	8/-	XXX	XXX	XXX	XXX	XXX	XXX	XXX	XXX	XXX	XXX
Vinnie Sunseri	8/-	XXX	XXX	XXX	XXX	XXX	XXX	XXX	XXX	XXX	XXX
Carson Tinker	8/-	XXX	XXX	XXX	XXX	XXX	XXX	XXX	XXX	XXX	XXX
Chris Underwood	8/-	XXX	XXX	XXX	XXX	XXX	XXX	XXX	XXX	XXX	XXX
Courtney Upshaw	8/7	START	START	START	START	START	START	XXX	START	START	START
William Vlachos	8/8	START	START	START	START	START	START	START	START	START	START
Brian Vogler	8/-	XXX	XXX	XXX	XXX	XXX	XXX	XXX	XXX	XXX	XXX
Chance Warmack	8/8	START	START	START	START	START	START	START	START	START	START
Alex Watkins	8/1	XXX	XXX	XXX	XXX	XXX	XXX	START	START	XXX	XXX
Ranzell Watkins	2/-	XXX	XXX
DeAndrew White	8/1	START	XXX	XXX	XXX	XXX	XXX	XXX	XXX	XXX	XXX
J. Williams	4/-	XXX	...	XXX	XXX	XXX
Jesse Williams	8/8	START	START	START	START	START	START	START	START	START	START
Kellen Williams	5/-	XXX	...	XXX	XXX	XXX	XXX	XXX	XXX
M. Williams	8/7	START	START	START	START	START	XXX	START	START	START	START

RUSHING/RECEIVING/PASSING GAME-BY-GAME

RUSHING

RUSHING	No-Yds/TD	KENT	PSU	NT	AR	UF	VANDY	UM	UT
T. Richardson RB	149-989/17	13-37/3	26-111/2	11-167/3	17-126/0	29-181/2	19-107/1	17-183/4	17-77/2
Eddie Lacy RB	58-465/5	8-58/1	11-85/0	9-161/2	13-61/1	5-32/1	DNP	5-22/0	7-46/0
Jalston Fowler RB	47-329/3	4-69/1	-	3-20/0	4-11/0	5-19/0	13-58/0	9-125/2	9-27/0
Blake Sims QB	22-107/0	6-16/0	DNP	3-13/0	DNP	DNP	8-4/0	5-74/0	-
Brad Smelley TE	1-1/0	-	1-1/0	-	-	-	-	-	-
Marquis Maze WR	4--1/0	-	1--5/0	1-6/0	-	-	1--1/0	-	1--1/0
Phillip Sims QB	5--10/0	3-3/0	-	1--5/0	-	-	1--8/0	-	-
TEAM	9--18/0	DNP	DNP	1--1/0	DNP	3--7/0	DNP	3--6/0	2--4/0
AJ McCarron QB	19--28/2	1-0/0	2-4/0	4--14/0	5--1/0	1-1/1	1--7/0	3--9/0	2--2/1

RECEIVING

RECEIVING	No-Yds/TD	KENT	PSU	NT	AR	UF	VANDY	UM	UT
Marquis Maze WR	39-482/1	8-118/1	4-42/0	3-26/0	5-40/0	2-36/0	9-93/0	3-21/0	5-106/0
Darius Hanks WR	18-230/1	DNP	DNP	2-20/0	2-13/0	2-19/0	5-60/1	4-63/0	3-55/0
T. Richardson RB	18-212/1	1-16/0	4-19/0	1-1/0	3-85/1	2-27/0	2-1/0	2-30/0	3-33/0
Kenny Bell WR	13-167/1	-	1-14/0	4-55/0	1-8/0	1-7/0	-	3-31/0	3-52/1
Brad Smelley TE	16-165/1	1-8/0	2-18/0	4-46/0	1-15/0	1-16/0	3-19/1	2-9/0	2-34/0
M. Williams TE	10-152/2	-	3-34/1	1-10/0	1-37/1	3-32/0	-	2-39/0	-
DeAndrew White WR	11-130/2	4-44/0	-	1-5/0	-	-	3-58/2	3-23/0	-
Eddie Lacy RB	8-103/0	3-76/0	1-6/0	-	1-4/0	1-3/0	DNP	-	2-14/0
Brandon Gibson WR	8-78/1	1-18/0	1-5/0	3-35/0	1--2/0	-	1-12/0	1-10/1	-
Christian Jones	3-49/0	1-8/0	-	2-41/0	-	-	-	-	-
Kevin Norwood WR	4-30/0	1-5/0	3-25/0	DNP	DNP	-	-	-	-
Blake Sims QB	2-18/0	-	DNP	-	DNP	DNP	2-18/0	-	-
Brian Vogler TE	1-6/0	1-6/0	-	-	-	-	-	-	-
Harrison Jones TE	1-5/0	-	-	-	-	-	1-5/0	-	-

PASSING

#10 AJ McCarron	Comp	Att	Int	Pct	Yards	TD	Long	Sacked	Effic
Kent State	14	23	2	60.9	226	1	48	0-0	140.37
Penn State	19	31	0	61.3	163	1	29	0-0	116.10
North Texas	15	21	0	71.4	190	0	30	3-14	147.43
Arkansas	15	20	0	75.0	200	2	61	2-8	192.00
Florida	12	25	0	48.0	140	0	22	0-0	95.04
Vanderbilt	23	30	0	76.7	237	4	39	1-7	187.03
Mississippi	19	24	0	79.2	224	1	36	1-14	171.32
Tennessee	17	26	1	65.4	284	1	69	1-4	162.14
TOTALS	134	200	3	67.0	1664	10	69	8-47	150.39

#14 Phillip Sims	Comp	Att	Int	Pct	Yards	TD	Long	Sacked	Effic
Kent State	7	14	2	50.0	73	0	18	2-12	65.23
North Texas	6	8	0	75.0	49	0	19	1-5	126.45
Vanderbilt	3	3	0	100.0	29	0	10	1-8	181.20
Mississippi	1	1	0	100.0	2	0	2	0-0	116.80
Tennessee	1	2	0	50.0	10	0	10	0-0	92.00
TOTALS	18	28	2	64.3	163	0	19	4-25	98.90

TACKLES GAME-BY-GAME

Total Tackles	UA-A	Total	KENT	PSU	NT	AR	UF	VANDY	UM	UT
D. Hightower LB	22-26	48	4-3	2-2	3-2	4-5	3-2	2-3	2-3	2-6
Mark Barron DB	27-13	40	2-0	5-2	4-3	5-1	1-1	4-2	5-0	1-4
Courtney Upshaw LB	19-7	26	4-3	0-1	4-0	-	4-0	2-0	2-0	3-3
Vinnie Sunseri DB	13-11	24	3-3	-	3-3	0-2	2-0	-	4-2	1-1
Nico Johnson LB	16-8	24	-	1-0	2-0	1-0	3-1	1-2	5-2	3-3
DeQuan Menzie DB	15-9	24	3-3	3-2	2-1	1-0	2-0	1-1	1-1	2-1
Robert Lester DB	11-11	22	-	1-1	1-1	3-2	1-1	2-2	1-1	2-3
Trey Depriest LB	8-13	21	3-7	1-1	1-2	0-1	1-0	1-1	1-0	0-1
Will Lowery DB	14-6	20	1-1	1-1	5-2	2-0	1-0	2-0	-	2-2
C.J. Mosley LB	10-10	20	2-1	4-4	-	1-0	DNP	DNP	-	3-5
Dre Kirkpatrick DB	18-1	19	-	2-0	1-0	6-0	3-0	2-0	3-1	1-0
D. Milliner DB	8-10	18	0-4	2-1	2-2	1-1	1-0	-	2-0	0-2
Jerrell Harris LB	8-7	15	1-1	1-1	0-1	0-2	2-0	3-0	0-1	1-1
Ed Stinson DL	8-6	14	0-1	1-1	2-1	1-2	3-0	1-0	0-1	-
Nick Gentry DL	7-6	13	0-1	0-2	1-0	2-0	1-0	3-0	0-2	0-1
Alex Watkins DL	6-7	13	1-0	2-0	-	0-3	1-0	0-2	1-1	1-1
Josh Chapman DL	6-7	13	1-0	2-2	1-1	-	1-2	0-1	-	1-1
Damion Square DL	5-7	12	1-0	0-1	0-2	-	1-2	-	2-1	1-1
Jesse Williams DL	8-4	12	-	1-1	0-1	4-1	2-0	0-1	1-0	-
Quinton Dial DL	5-6	11	1-0	2-3	0-2	1-1	DNP	-	1-0	-
H. Clinton-Dix DB	5-5	10	0-1	1-0	0-2	0-1	1-0	1-1	1-0	1-0
Adrian Hubbard LB	3-5	8	-	DNP	0-1	1-0	1-1	1-1	0-1	0-1
Brandon Gibson	3-4	7	-	0-1	-	0-3	1-0	-	1-0	1-0
Tana Patrick LB	2-5	7	2-2	DNP	0-1	-	-	-	-	0-2
Cade Foster	3-2	5	-	-	-	0-1	2-0	1-1	-	-
John Fulton DB	1-3	4	1-0	-	0-2	0-1	-	-	-	-
Jeffrey Pagan DL	0-4	4	0-2	DNP	-	DNP	DNP	0-1	0-1	-
Phelon Jones	2-2	4	1-2	-	-	-	-	-	1-0	-
J. Williams DB	3-0	3	-	DNP	1-0	DNP	DNP	-	2-0	DNP
Hardie Buck	1-2	3	0-2	-	-	-	-	-	-	1-0
U. Billingsley DL	1-2	3	-	-	1-0	-	-	-	0-2	-
Chris Jordan LB	0-3	3	DNP	DNP	DNP	DNP	DNP	DNP	0-1	0-2
Kelly Johnson	1-1	2	-	DNP	-	0-1	1-0	-	DNP	-
Brandon Ivory DL	0-2	2	0-1	DNP	-	DNP	DNP	0-1	DNP	DNP
Nick Perry DB	1-1	2	1-0	DNP	-	-	DNP	-	-	0-1
Xzavier Dickson DL	1-1	2	-	DNP	1-0	DNP	-	-	0-1	-
Brad Smelley	1-1	2	-	0-1	-	-	-	-	1-0	-
T. Richardson	1-0	1	-	-	-	-	-	-	-	1-0
Carson Tinker	1-0	1	-	-	-	1-0	-	-	-	-
DeAndrew White	1-0	1	-	-	1-0	-	-	-	-	-
Phillip Sims	1-0	1	1-0	-	-	-	-	-	-	-
Ranzell Watkins DB	0-1	1	0-1	-	DNP	DNP	DNP	DNP	DNP	DNP
Christion Jones DL	1-0	1	1-0	-	-	-	-	-	-	-
Eddie Lacy	0-1	1	0-1	-	-	-	-	DNP	-	-

SUPERLATIVES

ALABAMA

INDIVIDUAL GAME HIGHS

Rushes	29	Trent Richardson at Florida (Oct 1, 2011)
Yards Rushing	183	Trent Richardson at Mississippi (Oct 15, 2011)
TD Rushes	4	Trent Richardson at Mississippi (Oct 15, 2011)
Long Rush	76	Trent Richardson at Mississippi (Oct 15, 2011)
Pass attempts	31	AJ McCarron at Penn State (Sep 10, 2011)
Pass completions	23	AJ McCarron vs Vanderbilt (Oct 08, 2011)
Yards Passing	284	AJ McCarron vs Tennessee (Oct 22, 2011)
TD Passes	4	AJ McCarron vs Vanderbilt (Oct 08, 2011)
Long Pass	69	AJ McCarron vs Tennessee (Oct 22, 2011)
Receptions	9	Marquis Maze vs Vanderbilt (Oct 08, 2011)
Yards Receiving	118	Marquis Maze vs Kent State (Sep 03, 2011)
TD Receptions	2	DeAndrew White vs Vanderbilt (Oct 08, 2011)
Long Reception	69	Marquis Maze vs Tennessee (Oct 22, 2011)
Field Goals	2	Jeremy Shelley vs Kent State (Sep 03, 2011)
	2	Jeremy Shelley at Penn State (Sep 10, 2011)
	2	Jeremy Shelley vs North Texas (Sep 17, 2011)
	2	Jeremy Shelley vs Tennessee (Oct 22, 2011)
Long Field Goal	45	Cade Foster vs Tennessee (Oct 22, 2011)
Punts	6	Cody Mandell at Penn State (Sep 10, 2011)
	6	Cody Mandell vs Arkansas (Sep 24, 2011)
Punting Avg	44.0	Cody Mandell at Mississippi (Oct 15, 2011)
Long Punt	50	Cody Mandell vs Vanderbilt (Oct 08, 2011)
Punts inside 20	5	Cody Mandell at Florida (Oct 1, 2011)
Long Punt Return	83	Marquis Maze vs Arkansas (Sep 24, 2011)
Long Kickoff Return	70	Marquis Maze at Florida (Oct 1, 2011)
Tackles	10	Trey Depriest vs Kent State (Sep 03, 2011)
Sacks	2.0	Courtney Upshaw at Mississippi (Oct 15, 2011)
Tackles For Loss	3.0	Courtney Upshaw vs North Texas (Sep 17, 2011)
	3.0	Courtney Upshaw at Florida (Oct 1, 2011)
	3.0	Ed Stinson at Florida (Oct 1, 2011)
Interceptions	1	Phelon Jones vs Kent State (Sep 03, 2011)
	1	Mark Barron at Penn State (Sep 10, 2011)
	1	DeQuan Menzie vs Arkansas (Sep 24, 2011)
	1	DeMarcus Milliner vs Arkansas (Sep 24, 2011)
	1	Courtney Upshaw at Florida (Oct 1, 2011)
	1	DeMarcus Milliner vs Vanderbilt (Oct 08, 2011)
	1	Nico Johnson vs Vanderbilt (Oct 08, 2011)
	1	Robert Lester at Mississippi (Oct 15, 2011)
	1	Dont'a Hightower vs Tennessee (Oct 22, 2011)

TEAM GAME HIGHS

Rushes	43	at Florida (Oct 1, 2011)
	43	vs Vanderbilt (Oct 08, 2011)
Yards Rushing	389	at Mississippi (Oct 15, 2011)
Yards Per Rush	10.5	vs North Texas (Sep 17, 2011)
TD Rushes	6	at Mississippi (Oct 15, 2011)
Pass attempts	37	vs Kent State (Sep 03, 2011)
Pass completions	26	vs Vanderbilt (Oct 08, 2011)
Yards Passing	299	vs Kent State (Sep 03, 2011)
Yards Per Pass	10.5	vs Tennessee (Oct 22, 2011)
TD Passes	4	vs Vanderbilt (Oct 08, 2011)
Total Plays	76	vs Vanderbilt (Oct 08, 2011)
Total Offense	615	at Mississippi (Oct 15, 2011)
Yards Per Play	9.5	vs North Texas (Sep 17, 2011)
Points	52	at Mississippi (Oct 15, 2011)
Sacks By	5	at Mississippi (Oct 15, 2011)
First Downs	27	at Mississippi (Oct 15, 2011)
Penalties	5	vs Arkansas (Sep 24, 2011)
	5	at Mississippi (Oct 15, 2011)
	5	vs Tennessee (Oct 22, 2011)
Penalty Yards	55	vs Arkansas (Sep 24, 2011)
Turnovers	5	vs Kent State (Sep 03, 2011)
Interceptions By	2	vs Arkansas (Sep 24, 2011)
	2	vs Vanderbilt (Oct 08, 2011)
Punts	6	at Penn State (Sep 10, 2011)
	6	vs Arkansas (Sep 24, 2011)
Punting Avg	44.0	at Mississippi (Oct 15, 2011)
Long Punt	50	vs Vanderbilt (Oct 08, 2011)
Punts inside 20	5	at Florida (Oct 1, 2011)
Long Punt Return	83	vs Arkansas (Sep 24, 2011)

OPPONENTS

OPPONENT INDIVIDUAL GAME HIGHS

Rushes	22	Redd, Silas, at Penn State (Sep 10, 2011)
Yards Rushing	67	Poole, T., vs Tennessee (Oct 22, 2011)
TD Rushes	1	Redd, Silas, at Penn State (Sep 10, 2011)
	1	Jeff Scott, at Mississippi (Oct 15, 2011)
Long Rush	31	Driskel, J., at Florida (Oct 1, 2011)
Pass attempts	47	Spencer Keith, vs Kent State (Sep 03, 2011)
Pass completions	22	Tyler Wilson, vs Arkansas (Sep 24, 2011)
Yards Passing	190	Brantley, J., at Florida (Oct 1, 2011)
TD Passes	2	Tyler Wilson, vs Arkansas (Sep 24, 2011)
Long Pass	65	Brantley, J., at Florida (Oct 1, 2011)
Receptions	6	Joe Adams, vs Arkansas (Sep 24, 2011)
Yards Receiving	90	Debose, A., at Florida (Oct 1, 2011)
TD Receptions	1	J. Thompson, vs Kent State (Sep 03, 2011)
	1	Cobi Hamilton, vs Arkansas (Sep 24, 2011)
	1	Dennis Johnson, vs Arkansas (Sep 24, 2011)
	1	Debose, A., at Florida (Oct 1, 2011)
	1	Debose, A., at Florida (Oct 1, 2011)
Long Reception	65	Palardy, M., vs Tennessee (Oct 22, 2011)
Field Goals	2	Palardy, M., vs Tennessee (Oct 22, 2011)
Long Field Goal	52	Palardy, M., vs Tennessee (Oct 22, 2011)
Punts	12	Matt Rinehart, vs Kent State (Sep 03, 2011)
Punting Avg	47.0	Fera, Anthony, at Penn State (Sep 10, 2011)
Long Punt	54	W. Atterberry, vs North Texas (Sep 17, 2011)
	54	Dylan Breeding, vs Arkansas (Sep 24, 2011)
	54	Richard Kent, vs Vanderbilt (Oct 08, 2011)
Punts inside 20	3	Richard Kent, vs Vanderbilt (Oct 08, 2011)
	3	Tyler Campbell, at Mississippi (Oct 15, 2011)
Long Punt Return	15	Brown, Justin, at Penn State (Sep 10, 2011)
Long Kickoff Return	47	T. Singleton, at Mississippi (Oct 15, 2011)
Tackles	13	Mauti, Michael, at Penn State (Sep 10, 2011)
	13	Johnson, A.J., vs Tennessee (Oct 22, 2011)
Sacks	2.0	Brandon McCoy, vs North Texas (Sep 17, 2011)
Tackles For Loss	2.0	Roosevelt Nix, vs Kent State (Sep 03, 2011)
	2.0	Mark Fackler, vs Kent State (Sep 03, 2011)
	2.0	Brandon McCoy, vs North Texas (Sep 17, 2011)
	2.0	A. Highsmith, vs Arkansas (Sep 24, 2011)
	2.0	Tim Fugger, vs Vanderbilt (Oct 08, 2011)
	2.0	Jackson, Mal., vs Tennessee (Oct 22, 2011)
Interceptions	1	Josh Pleasant, vs Kent State (Sep 03, 2011)
	1	Sidney Saulter, vs Kent State (Sep 03, 2011)
	1	Leon Green, vs Kent State (Sep 03, 2011)
	1	Norman Wolfe, vs Kent State (Sep 03, 2011)
	1	Johnson, Aus., vs Tennessee (Oct 22, 2011)

OPPONENT TEAM GAME HIGHS

Rushes	32	vs North Texas (Sep 17, 2011)
	32	vs Tennessee (Oct 22, 2011)
Yards Rushing	107	at Penn State (Sep 10, 2011)
Yards Per Rush	3.6	at Penn State (Sep 10, 2011)
TD Rushes	1	at Penn State (Sep 10, 2011)
	1	at Mississippi (Oct 15, 2011)
Pass attempts	47	vs Kent State (Sep 03, 2011)
Pass completions	24	vs Arkansas (Sep 24, 2011)
Yards Passing	209	vs Arkansas (Sep 24, 2011)
Yards Per Pass	9.0	at Florida (Oct 1, 2011)
TD Passes	2	vs Arkansas (Sep 24, 2011)
Total Plays	70	vs Kent State (Sep 03, 2011)
Total Offense	251	at Penn State (Sep 10, 2011)
Yards Per Play	4.4	vs Vanderbilt (Oct 08, 2011)
Points	14	vs Arkansas (Sep 24, 2011)
Sacks By	4	vs North Texas (Sep 17, 2011)
First Downs	16	at Penn State (Sep 10, 2011)
Penalties	8	vs North Texas (Sep 17, 2011)
Penalty Yards	68	vs North Texas (Sep 17, 2011)
Turnovers	3	at Penn State (Sep 10, 2011)
Interceptions By	4	vs Kent State (Sep 03, 2011)
Punts	12	vs Kent State (Sep 03, 2011)
Punting Avg	44.6	vs Arkansas (Sep 24, 2011)
Long Punt	54	vs North Texas (Sep 17, 2011)
	54	vs Arkansas (Sep 24, 2011)
	54	vs Vanderbilt (Oct 08, 2011)
Punts inside 20	3	vs Vanderbilt (Oct 08, 2011)
	3	at Mississippi (Oct 15, 2011)
Long Punt Return	15	at Penn State (Sep 10, 2011)

BY QUARTER STATS

3rd-Down Conversions

Date	Opponent	Score	Overall		1st Qtr		2nd Qtr		3rd Qtr		4th Qtr		Overtime	
Sep 03, 2011	KENT STATE	W 48-7	2-10	20.0	1-2	50.0	1-5	20.0	0-2	0.0	0-1	0.0		
Sep 10, 2011	at Penn State	W 27-11	8-17	47.1	2-4	50.0	4-6	66.7	1-5	20.0	1-2	50.0		
Sep 17, 2011	NORTH TEXAS	W 41-0	6-11	54.5	3-4	75.0	2-5	40.0	1-2	50.0	0-0	0.0		
Sep 24, 2011	ARKANSAS	W 38-14	5-13	38.5	0-3	0.0	1-3	33.3	2-3	66.7	2-4	50.0		
Oct 1, 2011	at Florida	W 38-10	7-13	53.8	1-2	50.0	2-3	66.7	2-5	40.0	2-3	66.7		
Oct 08, 2011	VANDERBILT	W 34-0	12-17	70.6	2-4	50.0	3-4	75.0	4-4	100.0	3-5	60.0		
Oct 15, 2011	at Mississippi	W 52-7	7-11	63.6	2-3	66.7	1-3	33.3	2-2	100.0	2-3	66.7		
Oct 22, 2011	TENNESSEE	W 37-6	7-14	50.0	1-3	33.3	2-4	50.0	0-0	0.0	4-7	57.1		
	Alabama		54-106	50.9	12-25	48.0	16-33	48.5	12-23	52.2	14-25	56.0	0-0	0.0
	Opponents		32-121	26.4	8-27	29.6	5-32	15.6	9-33	27.3	10-29	34.5	0-0	0.0

4th-Down Conversions

Date	Opponent	Score	Overall		1st Qtr		2nd Qtr		3rd Qtr		4th Qtr		Overtime	
Sep 03, 2011	KENT STATE	W 48-7	0-0	0.0	0-0	0.0	0-0	0.0	0-0	0.0	0-0	0.0		
Sep 10, 2011	at Penn State	W 27-11	1-1	100.0	1-1	100.0	0-0	0.0	0-0	0.0	0-0	0.0		
Sep 17, 2011	NORTH TEXAS	W 41-0	0-0	0.0	0-0	0.0	0-0	0.0	0-0	0.0	0-0	0.0		
Sep 24, 2011	ARKANSAS	W 38-14	1-1	100.0	1-1	100.0	0-0	0.0	0-0	0.0	0-0	0.0		
Oct 1, 2011	at Florida	W 38-10	0-0	0.0	0-0	0.0	0-0	0.0	0-0	0.0	0-0	0.0		
Oct 08, 2011	VANDERBILT	W 34-0	0-2	0.0	0-0	0.0	0-0	0.0	0-0	0.0	0-2	0.0		
Oct 15, 2011	at Mississippi	W 52-7	1-1	100.0	1-1	100.0	0-0	0.0	0-0	0.0	0-0	0.0		
Oct 22, 2011	TENNESSEE	W 37-6	1-2	50.0	0-0	0.0	0-0	0.0	0-0	0.0	1-2	50.0		
	Alabama		4-7	57.1	3-3	100.0	0-0	0.0	0-0	0.0	1-4	25.0	0-0	0.0
	Opponents		6-15	40.0	2-3	66.7	1-1	100.0	0-3	0.0	3-8	37.5	0-0	0.0

Time of Possession

Date	Opponent	Score	Overall		1st Qtr		2nd Qtr		3rd Qtr		4th Qtr		Overtime	
Sep 03, 2011	KENT STATE	W 48-7	29:53		8:27		6:09		7:40		7:37			
Sep 10, 2011	at Penn State	W 27-11	34:05		5:48		10:52		10:17		7:08			
Sep 17, 2011	NORTH TEXAS	W 41-0	27:47		10:08		7:43		5:05		4:51			
Sep 24, 2011	ARKANSAS	W 38-14	32:51		7:05		9:20		7:08		9:18			
Oct 1, 2011	at Florida	W 38-10	34:41		9:21		6:40		9:16		9:24			
Oct 08, 2011	VANDERBILT	W 34-0	36:14		7:25		9:05		10:41		9:03			
Oct 15, 2011	at Mississippi	W 52-7	33:56		9:47		9:40		6:17		8:12			
Oct 22, 2011	TENNESSEE	W 37-6	32:18		5:29		8:23		6:18		12:08			
	Alabama	Total	261:45		63:30		67:52		62:42		67:41		0:00	
		Avg.	32:43		7:56		8:29		7:50		8:27		0:00	
	Opponents	Total	218:15		56:30		52:08		57:18		52:19		0:00	
		Avg.	27:16		7:03		6:31		7:09		6:32		0:00	

ALABAMA'S 20-PLUS YARD PLAYS (65)

20-YARD PLUS PLAYS

Yds	Type	Player(s)	Opponent
83*	PR	Marquis Maze	Arkansas
76*	Rush	Trent Richardson	Mississippi
71*	Rush	Trent Richardson	North Texas
70	KR	Marquis Maze	Florida
69	Pass	Marquis Maze from AJ McCarron	Tennessee
69*	Rush	Jalston Fowler	Mississippi
67*	Rush	Eddie Lacy	North Texas
61*	Pass	Trent Richardson from AJ McCarron	Arkansas
58*	Rush	Trent Richardson	North Texas
49*	Rush	Jalston Fowler	Kent State
48	Pass	Eddie Lacy from AJ McCarron	Kent State
45	Rush	Blake Sims	Mississippi
45*	INT	Courtney Upshaw	Florida
44	PR	Marquis Maze	Penn State
43*	Rush	Eddie Lacy	North Texas
39*	Pass	DeAndrew White from AJ McCarron	Vanderbilt
39*	Pass	Kenny Bell from AJ McCarron	Tennessee
39	KR	Marquis Maze	Kent State
37	INT	DeMarcus Milliner	Vanderbilt
37*	Pass	Michael Williams from AJ McCarron	Arkansas
36	Pass	Darius Hanks from AJ McCarron	Mississippi
36*	Rush	Trent Richardson	Florida
35	Rush	Eddie Lacy	North Texas
34	Pass	Michael Williams from AJ McCarron	Mississippi
31	KR	Marquis Maze	Florida
31	Rush	Trent Richardson	Arkansas
30	Pass	Christian Jones from AJ McCarron	North Texas
30	INT	Robert Lester	Mississippi
30	Rush	Eddie Lacy	Penn State
29	INT	Dont'a Hightower	Tennessee
29	Pass	Marquis Maze from AJ McCarron	Penn State
29	Pass	Marquis Maze from AJ McCarron	Vanderbilt
28	PR	Marquis Maze	North Texas
27	PR	Marquis Maze	Kent State
27	KR	Marquis Maze	Mississippi
26	Pass	Marquis Maze from AJ McCarron	Kent State
25	Pass	Kenny Bell from AJ McCarron	North Texas
25	Rush	Trent Richardson	Arkansas
25*	INT	DeQuan Menzie	Arkansas
24*	Pass	Marquis Maze from AJ McCarron	Kent State
24	KR	Trent Richardson	Arkansas
24	Rush	Trent Richardson	Vanderbilt
24	Pass	Michael Williams from AJ McCarron	Penn State
23	PR	Marquis Maze	Kent State
23	Rush	Eddie Lacy	Kent State
22	Pass	Michael Williams from AJ McCarron	Florida
22	Pass	Trent Richardson from AJ McCarron	Tennessee
22	KR	Marquis Maze	Florida
22	Rush	Trent Richardson	Penn State
22	Rush	Jalston Fowler	Mississippi
22	Pass	Trent Richardson from AJ McCarron	Florida
21	Rush	Trent Richardson	Arkansas
21	Pass	Marquis Maze from AJ McCarron	Kent State
21	Pass	Darius Hanks from AJ McCarron	Tennessee
21	KR	DeMarcus Milliner	Penn State
20	Pass	Darius Hanks from AJ McCarron	Tennessee

BY LENGTH

LONG PLAYS BY THE NUMBERS		
Long Plays By Yards	No.	TD
100+	0	0
90-99	0	0
80-89	1	1
70-79	3	2
60-69	4	3
50-59	1	1
40-49	6	3
30-39	14	4
20-29	36	3

BY PLAY TYPE

Long Plays By Type	No.	TD
Rushing	21	9
Passing	23	5
Punt returns	7	1
Kick returns	9	0
Interceptions	5	2
Fumble returns	0	0
Other	0	0
TOTAL	65	17

20-YARD PLUS BY PLAYER

20-YARD PLUS BY PLAYER

Player	No.	TD	R	P	KR	PR	IR	FR
Marquis Maze	20	2	0	7	7	6	0	0
Trent Richardson	14	5	10	3	1	0	0	0
Eddie Lacy	8	3	7	1	0	0	0	0
Michael Williams	4	1	0	4	0	0	0	0
Jalston Fowler	3	2	3	0	0	0	0	0
Darius Hanks	3	0	0	3	0	0	0	0
DeAndrew White	2	1	0	1	0	1	0	0
Kenny Bell	2	1	0	2	0	0	0	0
DeMarcus Milliner	2	0	0	0	1	0	1	0
Courtney Upshaw	1	1	0	0	0	0	1	0
DeQuan Menzie	1	1	0	0	0	0	1	0
Christian Jones	1	0	0	1	0	0	0	0
Dont'a Hightower	1	0	0	0	0	0	1	0
Brad Smelley	1	0	0	1	0	0	0	0
Blake Sims	1	0	1	0	0	0	0	0
Robert Lester	1	0	0	0	0	0	1	0
TOTAL	65	17	21	23	9	7	5	0

LONGEST PLAYS OF 2011

LONGEST PLAYS OF THE YEAR

Rushing

76 Trent Richardson vs Mississippi (10/15/2011)

Rushing Touchdown

76 Trent Richardson vs Mississippi (10/15/2011)

Passing

69 Marquis Maze from AJ McCarron vs Tennessee (10/22/2011)

Passing Touchdown

61 Trent Richardson from AJ McCarron vs Arkansas (9/24/2011)

Punt Return

83 Marquis Maze vs Arkansas (9/24/2011)

Kick Return

70 Marquis Maze vs Florida (10/1/2011)

Interception Return

45 Courtney Upshaw vs Florida (10/1/2011)

Fumble Return

None

Punt

50 Cody Mandell vs Vanderbilt (10/8/2011)

Field Goal

45 Cade Foster vs Tennessee (10/22/2011)

SEASON/CAREER STATISTICS

OFFENSE

	SEASON								CAREER									
Rushing	gp	att	gain	loss	net	avg	td	lg	avg/g	gp	att	gain	loss	net	avg	td	lg	avg/g
Trent Richardson	8	149	1016	27	989	6.6	17	76	123.6	32	389	2439	76	2363	6.1	29	76	73.8
Eddie Lacy	7	58	474	9	465	8.0	5	67	66.4	18	107	839	14	825	7.7	11	67	45.8
Jalston Fowler	8	47	335	6	329	7.0	3	69	41.1	18	52	418	5	413	7.9	4	69	22.9
Blake Sims	5	22	126	19	107	4.9	0	45	21.4	4	22	126	19	107	4.9	0	45	26.8
Brad Smelley	8	1	1	0	1	1.0	0	1	0.1	40	1	1	0	1	1.0	0	1	0.0
Marquis Maze	8	4	6	7	-1	-0.2	0	6	-0.1	47	11	32	9	23	2.1	0	7	0.5
Phillip Sims	8	5	15	25	-10	-2.0	0	15	-1.2	7	5	15	25	-10	-2.0	0	15	-1.4
TEAM	4	9	0	18	-18	-2.0	0	0	-4.5									
AJ McCarron	8	19	19	47	-28	-1.5	2	4	-3.5	20	23	27	63	-36	-1.6	1	4	-1.8
Total	8	314	1992	158	1834	5.8	27	76	229.2									
Opponents	8	215	594	235	359	1.7	2	31	44.9									
Passing	gp	effic	comp-att-int	pct	yds	td	lg	avg/g	gp	effic	comp-att-int	pct	yds	td	lg	avg/g		
AJ McCarron	8	150.39	134-200-3	67.0	1664	10	69	208.0	20	149.19	147-222-2	66.2	1769	12	61	88.4		
Phillip Sims	8	98.90	18-28-2	64.3	163	0	19	20.4	7	99.43	17-26-2	65.4	153	0	19	21.9		
Total	8	144.06	152-228-5	66.7	1827	10	69	228.4										
Opponents	8	83.68	117-243-9	48.1	1085	4	65	135.6										
Receiving	gp	no.	yds	avg	td	lg	avg/g	gp	no.	yds	avg	td	lg	avg/g				
Marquis Maze	8	39	482	12.4	1	69	60.2	47	114	1593	14.0	8	80	33.9				
Darius Hanks	6	18	230	12.8	1	36	38.3	41	73	997	13.7	7	51	24.3				
Trent Richardson	8	18	212	11.8	1	61	26.5	32	54	571	10.6	5	85	17.8				
Brad Smelley	8	16	165	10.3	1	20	20.6	40	34	334	9.8	1	37	8.4				
Kenny Bell	8	13	167	12.8	1	39	20.9	17	12	141	11.8	0	25	8.3				
DeAndrew White	8	11	130	11.8	2	39	16.2	7	11	130	11.8	2	39	18.6				
Michael Williams	8	10	152	15.2	2	37	19.0	34	21	281	13.4	3	37	8.3				
Eddie Lacy	7	8	103	12.9	0	48	14.7	18	8	107	13.4	0	48	5.9				
Brandon Gibson	8	8	78	9.8	1	19	9.8	26	14	142	10.1	1	21	5.5				
Kevin Norwood	6	4	30	7.5	0	12	5.0	17	7	86	12.3	1	36	5.1				
Christian Jones	8	3	49	16.3	0	30	6.1	7	3	49	16.3	0	30	7.0				
Blake Sims	5	2	18	9.0	0	10	3.6	4	2	18	9.0	0	10	4.5				
Brian Vogler	8	1	6	6.0	0	6	0.8	7	1	6	6.0	0	6	0.9				
Harrison Jones	8	1	5	5.0	0	5	0.6	7	1	5	5.0	0	5	0.7				
Total	8	152	1827	12.0	10	69	228.4											
Opponents	8	117	1085	9.3	4	65	135.6											
Total Offense	g	plays	rush	pass	total	avg/g	g	plays	rush	pass	total	avg/g						
AJ McCarron	8	219	-28	1664	1636	204.5	20	245	-36	1769	1733	86.7						
Trent Richardson	8	149	989	0	989	123.6	32	389	2363	0	2363	73.8						
Eddie Lacy	7	58	465	0	465	66.4	18	107	825	0	825	45.8						
Jalston Fowler	8	47	329	0	329	41.1	18	52	413	0	413	22.9						
Phillip Sims	8	33	-10	163	153	19.1	7	31	-10	153	143	20.4						
Blake Sims	5	22	107	0	107	21.4	4	22	107	0	107	26.8						
Brad Smelley	8	1	1	0	1	0.1	40	1	1	0	1	0.0						
Marquis Maze	8	4	-1	0	-1	-0.1	47	12	23	19	42	0.9						
TEAM	4	9	-18	0	-18	-4.5												
Total	8	542	1834	1827	3661	457.6												
Opponents	8	458	359	1085	1444	180.5												

SEASON/CAREER STATISTICS

OFFENSE/SPECIAL TEAMS

Scoring	SEASON						CAREER									
	td	fg	PAT			dxp	saf	pts	td	fg	PAT			dxp	saf	pts
kick	rush	rcv	pass	td	fg				kick	rush	rcv	pass				
Trent Richardson	18	-	-	-	-	-	-	108	35	-	-	1-1	-	-	-	212
Jeremy Shelley	-	11-13	39-40	-	-	-	-	72	-	21-28	86-88	-	-	-	-	149
Eddie Lacy	5	-	-	-	-	-	-	30	11	-	-	-	-	-	-	66
Jalston Fowler	3	-	-	-	-	-	-	18	4	-	-	-	-	-	-	24
AJ McCarron	2	-	-	-	-	-	-	12	1	-	-	-	-	-	-	6
DeAndrew White	2	-	-	-	-	-	-	12	2	-	-	-	-	-	-	12
Michael Williams	2	-	-	-	-	-	-	12	3	-	-	-	-	-	-	18
Marquis Maze	2	-	-	-	-	-	-	12	9	-	-	-	-	-	-	54
Courtney Upshaw	1	-	-	-	-	-	-	6	2	-	-	-	-	-	-	12
Brad Smelley	1	-	-	-	-	-	-	6	1	-	-	-	-	-	-	6
Kenny Bell	1	-	-	-	-	-	-	6	-	-	-	-	-	-	-	0
Darius Hanks	1	-	-	-	-	-	-	6	7	-	-	-	-	-	-	42
DeQuan Menzie	1	-	-	-	-	-	-	6	1	-	-	-	-	-	-	6
Brandon Gibson	1	-	-	-	-	-	-	6	2	-	-	-	-	-	-	12
Cade Foster	-	1-3	-	-	-	-	-	3	-	7-11	7-7	-	-	-	-	28
Total	40	12-16	39-40	-	-	-	-	315								
Opponents	6	4-8	5-5	1-1	-	-	-	55								

Punt Returns	no.	yds	avg	td	lg	no.	yds	avg	td	lg
Marquis Maze	26	338	13.0	1	83	48	609	12.7	1	83
DeAndrew White	2	34	17.0	0	20	2	34	17.0	0	20
Christion Jones	2	18	9.0	0	18	2	18	9.0	0	18
Darius Hanks	1	4	4.0	0	4	2	5	2.5	0	4
Total	31	394	12.7	1	83					
Opponents	9	50	5.6	0	15					

Kick Returns	no.	yds	avg	td	lg	no.	yds	avg	td	lg
Marquis Maze	8	238	29.8	0	70	15	417	27.8	0	70
Trent Richardson	2	43	21.5	0	24	27	697	25.8	1	91
Michael Williams	1	3	3.0	0	3	5	35	7.0	0	11
Chris Underwood	1	7	7.0	0	7	0	0	0.0	0	0
DeAndrew White	1	24	24.0	0	24	1	24	24.0	0	24
Darius Hanks	1	16	16.0	0	16	1	16	16.0	0	16
DeMarcus Milliner	1	21	21.0	0	21	1	21	21.0	0	21
Total	15	352	23.5	0	70					
Opponents	57	1136	19.9	0	47					

Interceptions	no.	yds	avg	td	lg	no.	yds	avg	td	lg
DeMarcus Milliner	2	37	18.5	0	37	3	37	12.3	0	37
Mark Barron	1	0	0.0	0	0	11	131	11.9	1	77
Courtney Upshaw	1	45	45.0	1	45	1	45	45.0	1	45
Robert Lester	1	30	30.0	0	30	9	132	14.7	0	33
Nico Johnson	1	2	2.0	0	2	2	2	1.0	0	2
Dont'a Hightower	1	29	29.0	0	29	0	0	0.0	0	0
DeQuan Menzie	1	25	25.0	1	25	1	25	25.0	1	25
Phelon Jones	1	0	0.0	0	0	1	0	0.0	0	0
Total	9	168	18.7	2	45					
Opponents	5	75	15.0	0	37					

Fumble Returns	no.	yds	avg	td	lg	no.	yds	avg	td	lg
Total	0	0	0.0	0	0					
Opponents	1	4	4.0	0	4					

SEASON/CAREER STATISTICS

OFFENSE/SPECIAL TEAMS

	SEASON								CAREER							
	g	rush	rcv	pr	kr	ir	total	avg/g	g	rush	rcv	pr	kr	ir	total	avg/g
All Purpose	g	rush	rcv	pr	kr	ir	total	avg/g	g	rush	rcv	pr	kr	ir	total	avg/g
Trent Richardson	8	989	212	0	43	0	1244	155.5	32	2363	571	0	697	0	3631	113.5
Marquis Maze	8	-1	482	338	238	0	1057	132.1	47	23	1593	609	417	0	2642	56.2
Eddie Lacy	7	465	103	0	0	0	568	81.1	18	825	107	0	0	0	932	51.8
Jalston Fowler	8	329	0	0	0	0	329	41.1	18	413	0	0	0	0	413	22.9
Darius Hanks	6	0	230	4	16	0	250	41.7	41	7	997	5	16	0	1025	25.0
DeAndrew White	8	0	130	34	24	0	188	23.5	7	0	130	34	24	0	188	26.9
Kenny Bell	8	0	167	0	0	0	167	20.9	17	0	141	0	0	0	141	8.3
Brad Smelley	8	1	165	0	0	0	166	20.8	40	1	334	0	0	0	335	8.4
Michael Williams	8	0	152	0	3	0	155	19.4	34	0	281	0	35	0	316	9.3
Blake Sims	5	107	18	0	0	0	125	25.0	4	107	18	0	0	0	125	31.2
Brandon Gibson	8	0	78	0	0	0	78	9.8	26	0	142	22	0	0	164	6.3
Christion Jones	8	0	49	18	0	0	67	8.4	7	0	49	18	0	0	67	9.6
DeMarcus Milline	8	0	0	0	21	37	58	7.2	20	0	0	0	21	37	58	2.9
Courtney Upsha	8	0	0	0	0	45	45	5.6	47	0	0	0	0	45	45	1.0
Robert Lester	8	0	0	0	0	30	30	3.8	28	0	0	0	0	132	132	4.7
Kevin Norwood	6	0	30	0	0	0	30	5.0	17	0	86	0	0	0	86	5.1
Dont'a Hightower	8	0	0	0	0	29	29	3.6	38	0	0	0	0	0	0	0.0
DeQuan Menzie	8	0	0	0	0	25	25	3.1	18	0	0	0	0	25	25	1.4
Chris Underwood	8	0	0	0	7	0	7	0.9	37	0	36	0	0	0	36	1.0
Brian Vogler	8	0	6	0	0	0	6	0.8	7	0	6	0	0	0	6	0.9
Harrison Jones	8	0	5	0	0	0	5	0.6	7	0	5	0	0	0	5	0.7
Nico Johnson	8	0	0	0	0	2	2	0.2	31	0	0	0	0	2	2	0.1
Phillip Sims	8	-10	0	0	0	0	-10	-1.2	7	-10	0	0	0	0	-10	-1.4
TEAM	4	-18	0	0	0	0	-18	-4.5								
AJ McCarron	8	-28	0	0	0	0	-28	-3.5	20	-36	0	0	0	0	-36	-1.8
Total	8	1834	1827	394	352	168	4575	571.9								
Opponents	8	359	1085	50	1136	75	2705	338.1								

	att	good	long	blkd	att	good	long	blkd
Field Goals	att	good	long	blkd	att	good	long	blkd
Jeremy Shelley	13	11	37	0	28	21	42	0
Cade Foster	3	1	45	0	11	7	49	0
Total	16	12	45	0				
Opponents	8	4	52	1				

	no.	yds	avg	lg	blk	no.	yds	avg	lg	blk
Punting	no.	yds	avg	lg	blk	no.	yds	avg	lg	blk
Cody Mandell	27	1052	39.0	50	0	66	2578	39.1	59	0
Total	27	1052	39.0	50	0					
Opponents	60	2574	42.9	54	0					

	no.	yds	avg	tb	ob	no.	yds	avg	tb	ob
Kickoffs	no.	yds	avg	tb	ob	no.	yds	avg	tb	ob
Cade Foster	53	3380	63.8	2	1	129	8333	64.6	11	2
Jeremy Shelley	7	392	56.0	0	0	11	642	58.4	0	0
Total	60	3772	62.9	2	1					
Opponents	17	1101	64.8	2	0					

SEASON/CAREER STATISTICS

DEFENSE

##	Defensive Leaders	SEASON									CAREER												
		gp	ua	a	total	tfl	sack	int	pbu	fr	ff	blk	gp	ua	a	total	tfl	sack	int	pbu	fr	ff	blk
30	Dont'a Hightower	8	22	26	48	6.0	1.5	1	2	.	.	38	81	108	189	15.0	1.5	.	4	2	1	.	
4A	Mark Barron	8	27	13	40	3.5	.	1	5	1	.	47	132	72	204	11.5	4.0	11	21	1	1	.	
41	Courtney Upshaw	8	19	7	26	11.5	4.5	1	.	2	.	47	67	42	109	29.0	11.5	1	4	3	5	.	
35	Nico Johnson	8	16	8	24	3.5	1.0	1	2	1	1	31	52	27	79	11.5	2.0	2	4	1	1	.	
3A	Vinnie Sunseri	8	13	11	24	0.0	.	.	.	1	1	7	12	10	22	0.0	1	.	
24	DeQuan Menzie	8	15	9	24	2.5	1.5	1	8	1	.	18	39	15	54	7.5	3.5	1	11	1	.	.	
37	Robert Lester	8	11	11	22	0.0	.	1	3	.	1	28	44	33	77	1.5	1.0	9	7	1	.	1	
33	Trey Depriest	8	8	13	21	1.5	7	8	12	20	1.5
32	C.J. Mosley	6	10	10	20	2.0	1.0	.	2	.	.	18	37	42	79	3.5	1.5	2	12	.	.	.	
29	Will Lowery	8	14	6	20	0.5	.	.	2	.	.	20	33	16	49	0.5	.	2	4	.	.	.	
21	Dre Kirkpatrick	8	18	1	19	2.0	.	.	8	.	2	32	59	20	79	6.0	.	3	15	1	3	.	
28	DeMarcus Milliner	8	8	10	18	1.0	.	2	7	.	.	20	49	22	71	5.0	.	3	13	.	1	.	
5	Jerrell Harris	8	8	7	15	2.0	33	26	17	43	3.0	
49	Ed Stinson	8	8	6	14	5.0	1.0	.	1	1	.	16	16	12	28	5.0	1.0	.	1	1	.	.	
58	Nick Gentry	8	7	6	13	3.5	2.5	34	11	22	33	4.5	3.5	
99	Josh Chapman	8	6	7	13	2.5	0.5	.	2	.	.	49	39	37	76	11.5	2.0	.	4	.	.	.	
91	Alex Watkins	8	6	7	13	2.0	1.0	.	.	1	.	23	14	14	28	3.5	3.5	.	.	.	1	.	
54	Jesse Williams	8	8	4	12	3.5	0.5	.	1	.	.	7	8	4	12	3.5	0.5	.	1	.	.	.	
92	Damion Square	8	5	7	12	2.5	.	.	1	.	.	22	24	14	38	10.0	3.0	.	1	.	.	.	
9A	Quinton Dial	7	5	6	11	1.5	1.0	6	5	6	11	1.5	1.0	
6A	Ha'Seaon Clinton-Dix	8	5	5	10	0.0	.	.	2	.	.	7	4	5	9	0.0	.	.	2	.	.	.	
4B	Adrian Hubbard	7	3	5	8	1.5	6	3	4	7	1.5	
2	Tana Patrick	7	2	5	7	0.0	10	5	4	9	0.0	
11	Brandon Gibson	8	3	4	7	0.0	26	6	5	11	0.0	.	.	.	1	.	.	
43	Cade Foster	8	3	2	5	0.0	20	9	5	14	0.0	1	.	
1A	John Fulton	8	1	3	4	0.0	.	.	1	.	.	19	3	4	7	0.5	0.5	.	3	.	.	.	
9	Phelon Jones	8	2	2	4	0.0	.	1	.	.	.	16	13	8	21	1.0	.	1	1	.	.	.	
8A	Jeffrey Pagan	5	.	4	4	0.0	4	.	4	4	0.0	
36	Chris Jordan	2	.	3	3	0.5	34	18	13	31	2.5	1.0	1	
86	Udra Billingsley	8	1	2	3	1.0	0.5	19	3	2	5	1.0	0.5	
81	Hardie Buck	8	1	2	3	0.0	19	4	7	11	0.0	
20	Jarrick Williams	4	3	.	3	0.0	7	3	1	4	0.0	
62	Brandon Ivory	3	.	2	2	0.0	3	.	2	2	0.0	
17	Brad Smelley	8	1	1	2	0.0	40	1	2	3	0.0	
27	Nick Perry	6	1	1	2	0.0	9	2	.	2	0.0	.	.	1	.	.	.	
47	Xzavier Dickson	6	1	1	2	1.5	0.5	5	1	1	2	1.5	0.5	
3D	Kelly Johnson	6	1	1	2	0.0	5	1	1	2	0.0	
1B	Ranzell Watkins	2	.	1	1	0.0	2	.	1	1	0.0	
14	Phillip Sims	8	1	.	1	0.0	7	1	.	1	0.0	
2A	DeAndrew White	8	1	.	1	0.0	7	1	.	1	0.0	
5C	Carson Tinker	8	1	.	1	0.0	20	1	1	2	0.0	
3	Trent Richardson	8	1	.	1	0.0	32	9	3	12	0.0	
42	Eddie Lacy	7	.	1	1	0.0	18	.	5	5	0.0	
22	Christian Jones	8	1	.	1	0.0	7	1	.	1	0.0	
Total		8	267	220	487	61	17	9	47	5	7	1											
Opponents		8	303	290	593	43	12	5	19	3	5												

2011 RECAPS AND BOXSCORES



—	KENT STATE (0-1)	7
2/2	ALABAMA (1-0)	48

SATURDAY, SEPTEMBER 4 • BRYANT-DENNY STADIUM • TUSCALOOSA, Ala.
ATTENDANCE: 101,821 • TV: SEC NETWORK

TUSCALOOSA, Ala. — Trent Richardson ran for three touchdowns and A.J. McCarron threw for 226 yards with a score, as second-ranked Alabama opened the 2011 season with a 48-7 victory over Kent State at Bryant-Denny Stadium.

Marquis Maze had eight catches for 118 yards with a touchdown and added 135 return yards for the Crimson Tide (1-0), who have won 10 straight season openers and will take a step up in competition next week with a visit to Penn State. Alabama followed up its national championship season of 2009 with a mark of 10-3 last year, including a Capital One Bowl victory.

The Tide lost their three top offensive players from last year, as running back Mark Ingram, wide receiver Julio Jones and quarterback Greg McElroy all moved to the NFL.

McCarron, a sophomore, and redshirt freshman Phillip Sims battled all spring and summer for the quarterback job. McCarron got the starting nod and completed 14-of-23 passes with a pair of interceptions, while Sims saw plenty of action in the rout and was also picked off twice while connecting on half of his 14 throws.

Richardson ran for just 37 yards on 13 carries, while Eddie Lacy chipped in 58 yards on eight attempts. Lacy also had three catches for 76 yards as the Tide rolled up 482 yards of total offense.

	1	2	3	4	SCORE
Kent State	0	0	7	0	7
Alabama	21	3	14	10	48

SCORING SUMMARY

1st	10:22	UA	T. Richardson 1 yd run (Shelley kick), 8-36 3:29,	KENT 0 - UA 7
	08:03	UA	Maze 24 yd pass from McCarron (Shelley kick), 4-74 1:11,	KENT 0 - UA 14
	00:26	UA	T. Richardson 9 yd run (Jeremy Shelley kick), 4-34 0:58,	KENT 0 - UA 21
2nd	01:35	UA	Jeremy Shelley 36 yd field goal, 7-33 0:57,	KENT 0 - UA 24
3rd	09:13	KENT	J. Thompson 3 yd pass from Keith (Cortez kick), 2-3 0:11,	KENT 7 - UA 24
	05:16	UA	T. Richardson 1 yd run (Jeremy Shelley kick), 8-76 3:57,	KENT 7 - UA 31
	04:04	UA	Eddie Lacy 1 yd run (Jeremy Shelley kick), 1-1 0:04,	KENT 7 - UA 38
4th	13:27	UA	Jalston Fowler 49 yd run (Jeremy Shelley kick), 2-63 0:48,	KENT 7 - UA 45
	05:27	UA	Jeremy Shelley 32 yd field goal, 8-25 4:36,	KENT 7 - UA 48

	KSU	UA
FIRST DOWNS	6	24
RUSHES-YARDS (NET)	23-9	35-183
PASSING YDS (NET)	99	299
Passes Att-Comp-Int	47-20-1	37-21-4
TOTAL OFFENSE PLAYS-YARDS	70-90	72-482
Fumble Returns-Yards	1-4	0-0
Punt Returns-Yards	1-5	11-148
Kickoff Returns-Yards	9-173	2-63
Interception Returns-Yards	4-56	1-0
Punts (Number-Avg)	12-44.0	3-42.3
Fumbles-Lost	0-0	4-1
Penalties-Yards	4-36	2-10
Possession Time	30:07	29:53
Third-Down Conversions	4 of 20	2 of 10
Fourth-Down Conversions	1 of 4	0 of 0
Red-Zone Scores-Chances	1-1	6-6
Sacks By: Number-Yards	2-12	4-31

RUSHING: Jacquise Terry 10-23; Trayon Durham 2-7; Rob Hollomon 2-6; Eric Adeyemi 1-2; Anthony Meray 2-1; Team 1-minus 17; Spencer Keith 5-minus 31. Alabama-Jalston Fowler 4-69; Eddie Lacy 8-58; T. Richardson 13-37; Blake Sims 6-16; Phillip Sims 3-3; AJ McCarron 1-0.

PASSING: Spencer Keith 20-47-1-99. Alabama-AJ McCarron 14-23-2-226; Phillip Sims 7-14-2-73.

RECEIVING: J. Thompson 4-19; Sam Kirkland 4-16; Matt Hurdle 3-24; Tim Erjavec 3-21; Tyshon Goode 3-15; Trayon Durham 1-7; Eric Adeyemi 1-2; Anthony Meray 1-minus 5. Alabama-Marquis Maze 8-118; DeAndrew White 4-44; Eddie Lacy 3-76; Brandon Gibson 1-18; T. Richardson 1-16; Brad Smelley 1-8; Christian Jones 1-8; Brian Vogler 1-6; Kevin Norwood 1-5.

INTERCEPTIONS: Kent State-Norman Wolfe 1-37; Leon Green 1-19; Josh Pleasant 1-0; Sidney Sautler 1-0. Alabama-Phelon Jones 1-0.

FUMBLES: Kent State-None. Alabama-DeAndrew White 2-1; Marquis Maze 1-0; Phillip Sims 1-0.



3/2	ALABAMA (2-0)	27
23/20	PENN STATE (1-1)	11

SATURDAY, SEPTEMBER 10 • BEAVER STADIUM • UNIVERSITY PARK, Pa.
ATTENDANCE: 107,846 • TV: ABC

UNIVERSITY PARK, Pa. — Trent Richardson ran for 111 yards and two touchdowns, as third-ranked Alabama controlled No. 23 Penn State, 27-11, in a battle of historic programs at Beaver Stadium.

AJ McCarron passed for 163 yards and a touchdown for the Crimson Tide (2-0), who had beaten Penn State in Tuscaloosa last season by a 24-3 score.

Penn State (1-1) gained only 251 yards because of shaky quarterback play. Matt McGloin completed just one of his 10 pass attempts, while Rob Bolden was 11-of-29 for 144 yards and an interception.

Silas Redd totaled just 65 yards on 22 carries, and scored the lone touchdown late in the fourth quarter for the Lions, whose 23-game home non-conference winning streak was broken.

Even though Penn State's first drive ended up with a 43-yard field goal from Evan Lewis, it was an inauspicious start. With Bolden under center, the Lions burned three timeouts and moved only 54 yards in 7 1/2 minutes.

But that was a great success compared to the rest of their drives during the first half. Penn State proved ineffective three consecutive times, gaining zero net yards, before tight end Andrew Szczerba fumbled at midfield to end another possession. The clock stopped the Lions' final first-half drive.

	1	2	3	4	SCORE
Alabama	7	10	3	7	27
Penn State	3	0	0	8	11

SCORING SUMMARY

1st	07:34	PSU	Lewis, Evan 43 yd field goal, 16-54 7:26,	UA 0 - PSU 3
	00:25	UA	Williams 5 yd pass from McCarron (Shelley kick), 11-69 4:51,	UA 7 - PSU 3
2nd	10:08	UA	Jeremy Shelley 22 yd field goal, 10-52 4:40,	UA 10 - PSU 3
	00:35	UA	T. Richardson 3 yd run (Jeremy Shelley kick), 10-50 4:06,	UA 17 - PSU 3
3rd	04:50	UA	Jeremy Shelley 18 yd field goal, 11-50 5:04,	UA 20 - PSU 3
4th	06:14	UA	T. Richardson 13 yd run (Jeremy Shelley kick), 5-65 2:16,	UA 27 - PSU 3
	01:53	PSU	Redd, Silas 1 yd run (Bolden, Rob rush), 14-71 4:15,	UA 27 - PSU 11

	UA	PSU
FIRST DOWNS	19	16
RUSHES-YARDS (NET)	41-196	30-107
PASSING YDS (NET)	163	144
Passes Att-Comp-Int	31-19-0	39-12-1
TOTAL OFFENSE PLAYS-YARDS	72-359	69-251
Fumble Returns-Yards	0-0	0-0
Punt Returns-Yards	2-43	2-24
Kickoff Returns-Yards	2-40	6-81
Interception Returns-Yards	1-0	0-0
Punts (Number-Avg)	6-37.2	6-43.2
Fumbles-Lost	0-0	2-2
Penalties-Yards	3-35	3-25
Possession Time	34:05	25:55
Third-Down Conversions	8 of 17	8 of 17
Fourth-Down Conversions	1 of 1	1 of 1
Red-Zone Scores-Chances	5-5	1-1
Sacks By: Number-Yards	0-0	0-0

RUSHING: Alabama-T. Richardson 26-111; Eddie Lacy 11-85; AJ McCarron 2-4; Brad Smelley 1-1; Marquis Maze 1-minus 5. Penn State-Redd, Silas 22-65; Bolden, Rob 4-25; Beachum, B. 3-13; Smith, Devon 1-4.


PASSING: Alabama-AJ McCarron 19-31-0-163. Penn State-Bolden, Rob 11-29-1-144; McGloin, Matt 1-10-0-0.

RECEIVING: Alabama-Marquis Maze 4-42; T. Richardson 4-19; M. Williams 3-34; Kevin Norwood 3-25; Brad Smelley 2-18; Kenny Bell 1-14; Eddie Lacy 1-6; Brandon Gibson 1-5. Penn State-Moye, Derek 3-51; Brown, Justin 3-40; Redd, Silas 2-2; Kersey, Shawney 1-26; Robinson, Allen 1-12; Szczerba, A. 1-9; Suhey, Joe 1-4.

INTERCEPTIONS: Alabama-Mark Barron 1-0. Penn State-None.

FUMBLES: Alabama-None. Penn State-Smith, Devon 1-1; Szczerba, A. 1-1.

2011 RECAPS AND BOXSCORES



—	NORTH TEXAS (0-3)	0
2/2	ALABAMA (3-0)	41

SATURDAY, SEPTEMBER 17 • BRYANT-DENNY STADIUM • TUSCALOOSA, Ala.
ATTENDANCE: 101,821 • TV: FOX SPORTS SOUTH

TUSCALOOSA, Ala. — Trent Richardson rushed for 167 yards and three touchdowns on 11 carries, and Eddie Lacy added 161 yards and two scores on nine carries as No. 2 Alabama rolled over North Texas, 41-0.

A.J. McCarron completed 15-of-21 passes for 190 yards for the Crimson Tide (3-0).

Derek Thompson went 11-of-22 through the air for 80 yards for North Texas (0-3).

Lance Dunbar caught four passes for 45 yards while James Hamilton ran for 33 yards on seven carries for the Mean Green.

McCarron went 4-for-5 on the opening drive of the game to lead Alabama down to the North Texas nine-yard line, but the drive stalled there, resulting in a 26-yard field goal by Jeremy Shelley.

After forcing a North Texas punt, Alabama took over at their own 42. Darius Hanks gave the Crimson Tide a first down with a 14-yard catch on a second and 13, and Christian Jones hauled in a 30-yard pass before Richardson rumbled in for a four-yard TD.

Lacy broke off a 43-yard run down the right sideline on the second play of the second quarter to put Alabama ahead 17-0.

On Alabama's next possession, McCarron was replaced by Phillip Sims at quarterback. Sims led an eight-play drive that included a 19-yard pass to Brandon Gibson and resulted in a 37-yard field goal by Shelley.

Sims completed 6-of-8 passes for 49 yards in his time at quarterback.

McCarron came back in the game with 2:36 left in the second and led Alabama down the field, but Shelley missed a 36-yard field goal wide right to keep it a 20-0 game at the half.

	1	2	3	4	SCORE
North Texas	0	0	0	0	0
Alabama	10	10	7	14	41

SCORING SUMMARY

1st	09:54	UA	Jeremy Shelley 26 yd field goal, 11-69 5:06,	NT 0 - UA 3
	03:39	UA	T. Richardson 4 yd run (Jeremy Shelley kick), 7-58 3:16,	NT 0 - UA 10
2nd	14:14	UA	Eddie Lacy 43 yd run (Jeremy Shelley kick), 6-76 2:32,	NT 0 - UA 17
	08:11	UA	Jeremy Shelley 37 yd field goal, 8-37 4:14,	NT 0 - UA 20
3rd	09:39	UA	T. Richardson 58 yd run (Jeremy Shelley kick), 1-58 0:11,	NT 0 - UA 27
4th	13:01	UA	T. Richardson 71 yd run (Jeremy Shelley kick), 1-71 0:12,	NT 0 - UA 34
	11:49	UA	Eddie Lacy 67 yd run (Jeremy Shelley kick), 1-67 0:15,	NT 0 - UA 41

	NT	UA
FIRST DOWNS	11	25
RUSHES-YARDS (NET)	32-68	33-347
PASSING YDS (NET)	101	239
Passes Att-Comp-Int	31-13-0	29-21-0
TOTAL OFFENSE PLAYS-YARDS	63-169	62-586
Fumble Returns-Yards	0-0	0-0
Punt Returns-Yards	0-0	6-56
Kickoff Returns-Yards	8-105	1-20
Interception Returns-Yards	0-0	0-0
Punts (Number-Avg)	10-44.3	1-35.0
Fumbles-Lost	1-0	2-2
Penalties-Yards	8-68	2-19
Possession Time	32:13	27:47
Third-Down Conversions	5 of 17	6 of 11
Fourth-Down Conversions	0 of 1	0 of 0
Red-Zone Scores-Chances	0-1	3-5
Sacks By: Number-Yards	4-19	0-0


RUSHING: James Hamilton 7-33; Lance Dunbar 17-16; Brandin Byrd 3-12; B. Chancellor 1-7; Brent Osborn 2-5; Derek Thompson 1-4; TEAM 1-minus 9. Alabama-T. Richardson 11-167; Eddie Lacy 9-161; Jalston Fowler 3-20; Blake Sims 3-13; Marquis Maze 1-6; TEAM 1-minus 1; Phillip Sims 1-minus 5; AJ McCarron 4-minus 14.

PASSING: Derek Thompson 11-22-0-80; Brent Osborn 2-6-0-21; Andrew McNulty 0-3-0-0. Alabama-AJ McCarron 15-21-0-190; Phillip Sims 6-8-0-49.

RECEIVING: Lance Dunbar 4-45; Michael Outlaw 3-35; B. Chancellor 3-6; Willie Taylor 2-10; Chris Bynes 1-5. Alabama-Kenny Bell 4-55; Brad Smelley 4-46; Brandon Gibson 3-35; Marquis Maze 3-26; Christian Jones 2-41; Darius Hanks 2-20; M. Williams 1-10; DeAndrew White 1-5; T. Richardson 1-1.

INTERCEPTIONS: North Texas-None. Alabama-None.

FUMBLES: North Texas-TEAM 1-0. Alabama-TEAM 1-1; AJ McCarron 1-1.



14/12	ARKANSAS (3-1, 0-1 SEC)	14
3/2	ALABAMA (4-0, 1-0 SEC)	38

SATURDAY, SEPTEMBER 24 • BRYANT-DENNY STADIUM • TUSCALOOSA, Ala.
ATTENDANCE: 101,821 • TV: CBS

TUSCALOOSA, Ala. — Trent Richardson recorded 126 yards on 17 carries and added 85 yards and a touchdown on three receptions as third-ranked Alabama took a 38-14 victory over No. 14 Arkansas in the Southeastern Conference opener for both teams.

AJ McCarron connected on 15-of-20 passes for 200 yards and two scores in a winning effort for Alabama (4-0, 1-0 SEC).

Tyler Wilson went 22-for-35 for 185 yards and two touchdowns through the air for Arkansas (3-1, 0-1).

Dennis Johnson and Cobi Hamilton caught TD passes for the Razorbacks, who failed to reach 4-0 for the first time since 2003.

Alabama took the opening drive of the game 80 yards down the field for the early lead on a 37-yard touchdown pass by McCarron to Michael Williams on a fake field goal. Richardson carried the ball four times for 32 yards on the drive.

After trading punts, Wilson led a 12-play, 63-yard drive to tie the game at seven. Ronnie Wingo Jr. had a 26-yard touchdown run called back on a holding call, but Wilson hit Johnson for a 10-yard score four plays later.

The Crimson Tide took the lead back with under six minutes to go in the second quarter on Jeremy Shelley's 20-yard field goal. Richardson totaled 58 yards of offense on the 77-yard drive, but the Razorback's defense held on a 1st-and- goal at the one to force the field goal.

DeQuan Menzie then intercepted Wilson on a third-down pass attempt and ran it back 25 yards for a score to give Alabama a 17-7 lead at the half.

	1	2	3	4	SCORE
Arkansas	7	0	7	0	14
Alabama	7	10	21	0	38

SCORING SUMMARY

1st	11:48	UA	M. Williams 37 yd pass from McCarron (Shelley kick), 7-80 3:12,	AR 0 - UA 7
	01:18	AR	Johnson 10 yd pass from ilson (Zach Hocker kick), 12-63 5:28,	AR 7 - UA 7
2nd	05:35	UA	Jeremy Shelley 20 yd field goal, 13-77 7:18,	AR 7 - UA 10
	04:38	UA	DeQuan Menzie 25 yd interception return (Shelley kick),	AR 7 - UA 17
3rd	11:29	UA	Marquis Maze 83 yd punt return (Jeremy Shelley kick),	AR 7 - UA 24
	09:57	UA	Richardson 61 yd pass from McCarron (Shelley kick), 2-64 0:50,	AR 7 - UA 31
	08:54	AR	Hamilton 19 yd pass from Wilson (Hocker kick), 4-58 1:03,	AR 14 - UA 31
	00:48	UA	Eddie Lacy 4 yd run (Jeremy Shelley kick), 6-56 2:42,	AR 14 - UA 38

	AR	UA
FIRST DOWNS	14	16
RUSHES-YARDS (NET)	19-17	39-197
PASSING YDS (NET)	209	200
Passes Att-Comp-Int	40-24-2	20-15-0
TOTAL OFFENSE PLAYS-YARDS	59-226	59-397
Fumble Returns-Yards	0-0	0-0
Punt Returns-Yards	2-6	4-125
Kickoff Returns-Yards	6-125	1-24
Interception Returns-Yards	0-0	2-25
Punts (Number-Avg)	8-44.6	6-37.5
Fumbles-Lost	0-0	0-0
Penalties-Yards	3-17	5-55
Possession Time	27:09	32:51
Third-Down Conversions	4 of 15	5 of 13
Fourth-Down Conversions	1 of 2	1 of 1
Red-Zone Scores-Chances	2-2	2-2
Sacks By: Number-Yards	2-8	1-10

RUSHING: Arkansas-R. Wingo Jr. 11-35; Tyler Wilson 1-3; Dennis Johnson 3-minus 3; Joe Adams 1-minus 7; Bran. Mitchell 3-minus 11. Alabama-T. Richardson 17-126; Eddie Lacy 13-61; Jalston Fowler 4-11; AJ McCarron 5-minus 1.

PASSING: Arkansas-Tyler Wilson 22-35-1-185; Bran. Mitchell 2-5-1-24. Alabama-AJ McCarron 15-20-0-200.

RECEIVING:Arkansas-Joe Adams 6-37; Chris Gragg 4-31; Jarius Wright 4-26; R. Wingo Jr. 3-43; Dennis Johnson 2-21; Greg Childs 2-17; Cobi Hamilton 1-19; Julian Horton 1-9; Marquel Wade 1-6. Alabama-Marquis Maze 5-40; T. Richardson 3-85; Darius Hanks 2-13; M. Williams 1-37; Brad Smelley 1-15; Kenny Bell 1-8; Eddie Lacy 1-4; Brandon Gibson 1-minus 2.

INTERCEPTIONS: Arkansas-None. Alabama-DeQuan Menzie 1-25; D. Milliner 1-0.

FUMBLES: Arkansas-None. Alabama-None.



3/2 ALABAMA (5-0, 2-0 SEC) 38
12/12 FLORIDA (4-1, 2-1 SEC) 10

SATURDAY, OCTOBER 1 • BEN HILL GRIFFIN STADIUM • GAINESVILLE, Fla.
ATTENDANCE: 90,888 • TV: CBS

GAINESVILLE, Fla. — Trent Richardson ran for two scores as No. 3 Alabama routed 12th-ranked Florida, 38-10, in an SEC matchup at The Swamp.

Richardson had a career-high 181 yards on 29 carries while Eddie Lacy and A.J. McCarron added rushing touchdowns for the Crimson Tide (5-0, 2-0 SEC), who have won all of their games by double-digits. McCarron also went 12-for-25 with 140 yards passing.

Florida (4-1, 2-1) quarterback John Brantley went 11-for-16 with 190 yards, one score and one interception, but left the game late in the second quarter with a right leg injury after getting sacked.

Florida was called for a false start when it lined up for its first play, but that didn't faze Brantley as he took the snap and lofted a deep pass down the left side for Andrew Debose, who caught it in-stride and took the ball in from 65 yards out for a 7-0 lead.

Alabama marched down the field and got into the red zone, but had to settle for a 32-yard field goal from Jeremy Shelley with 9:47 left in the first. Two plays prior, Kenny Bell was open near the end zone, but McCarron's pass was a bit off and Bell was unable to hold on to the ball as he fell backwards into the end zone.

The Gators didn't get a big play on their next drive, but did get three points off a 21-yard field goal from Caleb Sturgis with 5:19 to play in the first. Two plays before the field goal, Debose appeared to have a touchdown as he caught a pass in the right corner of the end zone and dragged his left foot, but a review determined that he didn't have possession of the ball before going out of bounds.

The Tide got a huge kickoff return from Marquis Maze as he took the ball 70 yards down to the Florida 29. A 3rd-and-14 saw Maze catch a short pass and take it 18 yards down to the one. Following a penalty and incompleton, Richardson took the ball into the end zone to tie the game with 52 seconds left in the first.

	1	2	3	4	SCORE
Alabama	10	14	0	14	38
Florida	10	0	0	0	10

SCORING SUMMARY

1st	14:41	UF	Debose,A. 65 yd pass from Brantley,J. (Sturgis kick), 1-60 0:19,	UA 0 - UF 7
	09:47	UA	Jeremy Shelley 32 yd field goal, 12-52 4:54,	UA 3 - UF 7
	05:19	UF	Sturgis,C 21 yd field goal, 10-55 4:28,	UA 3 - UF 10
	00:52	UA	T. Richardson 5 yd run (Jeremy Shelley kick), 7-29 4:27,	UA 10 - UF 10
2nd	12:57	UA	Courtney Upshaw 45 yd interception return (Shelley kick), ,	UA 17 - UF 10
	03:13	UA	AJ McCarron 1 yd run (Jeremy Shelley kick), 10-61 4:23,	UA 24 - UF 10
4th	12:25	UA	T. Richardson 36 yd run (Jeremy Shelley kick), 11-92 5:27,	UA 31 - UF 10
	08:45	UA	Eddie Lacy 20 yd run (Jeremy Shelley kick), 4-46 1:58,	UA 38 - UF 10

	UA	UF
FIRST DOWNS	21	9
RUSHES-YARDS (NET)	43-226	29-15
PASSING YDS (NET)	140	207
Passes Att-Comp-Int	25-12-0	23-14-1
TOTAL OFFENSE PLAYS-YARDS	68-366	52-222
Fumble Returns-Yards	0-0	0-0
Punt Returns-Yards	2-0	2-12
Kickoff Returns-Yards	3-123	6-160
Interception Returns-Yards	1-45	0-0
Punts (Number-Avg)	5-39.8	7-43.3
Fumbles-Lost	0-0	4-1
Penalties-Yards	3-29	4-20
Possession Time	34:41	25:19
Third-Down Conversions	7 of 13	4 of 14
Fourth-Down Conversions	0 of 0	0 of 0
Red-Zone Scores-Chances	4-4	1-2
Sacks By: Number-Yards	3-30	0-0

RUSHING: Alabama-T. Richardson 29-181; Eddie Lacy 5-32; Jalston Fowler 5-19; AJ McCarron 1-1; TEAM 3-minus 7. Florida-Driskel,J. 6-18; Rainey,C. 11-4; Gillislee,M. 3-4; Demps,J. 3-4; Team 2-4; Brantley,J. 4-minus 19.

PASSING: Alabama-AJ McCarron 12-25-0-140. Florida-Brantley,J. 11-16-1-190; Driskel,J. 2-6-0-14; Burton,T. 1-1-0-3.

RECEIVING: Alabama-M. Williams 3-32; Marquis Maze 2-36; T. Richardson 2-27; Darius Hanks 2-19; Brad Smelley 1-16; Kenny Bell 1-7; Eddie Lacy 1-3. Florida-Reed,J. 5-31; Rainey,C. 3-32; Debose,A. 2-90; Thompson,D. 2-43; Hammond,F. 1-9; Demps,J. 1-2.

INTERCEPTIONS: Alabama-Courtney Upshaw 1-45. Florida-None.

FUMBLES: Alabama-None. Florida-Team 2-1; Patton,S. 1-0; Brantley,J. 1-0.



— VANDERBILT (3-2, 1-2 SEC) 0
2/3 ALABAMA (6-0, 3-0 SEC) 34

SATURDAY, OCTOBER 8 • BRYANT-DENNY STADIUM • TUSCALOOSA, Ala.
ATTENDANCE: 101,821 • TV: ESPN

TUSCALOOSA, Ala. — A.J. McCarron had four touchdown passes as No. 2 Alabama mauled Vanderbilt, 34-0, in SEC action.

McCarron was 23-for-30 with 237 yards while DeAndrew White caught two touchdown passes for the Crimson Tide (6-0, 3-0 SEC), who have won all of their games by double digits and have posted two shutouts this season.

Marquis Maze had nine catches for 93 yards while Trent Richardson added 19 carries for 107 yards and a score to help Alabama defeat Vanderbilt for the 21st straight time.

Jordan Rodgers threw for just 104 yards on 11-of-18 passing and was picked off twice for the Commodores (3-2, 1-2), who have dropped their past two games.

After an exchange of punts to start the game, Alabama took the lead with a 10- play drive that ended when McCarron and Brad Smelley connected for a six-yard score and a 7-0 lead with 7:50 left in the first.

Vanderbilt got into scoring position on its next touch, but Carey Spear missed a 47-yard field goal attempt.

Following another missed field goal attempt from Spear in the second quarter, this one from 38 yards away, Alabama got its offense back on track.

A 13-play drive, which included a pass interference call on Vanderbilt and a 29-yard catch from Maze on 3rd-and-14, was capped by a leaping catch in the back of the end zone by White for a five-yard score with 21 seconds left in the half.

The Tide's first possession of the second half ate up 6 1/2 minutes with 12 plays and 94 yards, ending on a one-yard run from Richardson for a 21-0 lead with 6:03 to play in the third.

Another Vanderbilt punt was followed by another Alabama touchdown when McCarron and White hooked up on a 39-yard score. After the extra point was missed, it was a 27-0 game with 52 seconds to play in the third.

An interception of Rodgers early in the fourth quarter setup a 17-yarrd touchdown catch by Hanks for a 34-0 lead with 12:16 to play.

	1	2	3	4	SCORE
Vanderbilt	0	0	0	0	0
Alabama	7	7	13	7	34

SCORING SUMMARY

1st	07:50	UA	B. Smelley 6 yd pass from McCarron (Shelley kick), 10-77 4:22,	VU 0 - UA 7
2nd	00:21	UA	D. White 5 yd pass from McCarron (Shelley kick), 13-78 3:57,	VU 0 - UA 14
3rd	06:03	UA	T. Richardson 1 yd run (Shelley kick), 12-94 6:31,	VU 0 - UA 21
	00:52	UA	D. White 39 yd pass from McCarron (kick failed), 9-81 4:10,	VU 0 - UA 27
4th	12:16	UA	D. Hanks 17 yd pass from McCarron (Shelley kick), 3-20 1:07,	VU 0 - UA 34

	VU	UA
FIRST DOWNS	8	24
RUSHES-YARDS (NET)	19-41	43-153
PASSING YDS (NET)	149	266
Passes Att-Comp-Int	24-15-2	33-26-0
TOTAL OFFENSE PLAYS-YARDS	43-190	76-419
Fumble Returns-Yards	0-0	0-0
Punt Returns-Yards	1--4	3-2
Kickoff Returns-Yards	6-120	1-3
Interception Returns-Yards	0-0	2-39
Punts (Number-Avg)	5-41.2	3-39.3
Fumbles-Lost	1-0	2-0
Penalties-Yards	6-46	2-15
Possession Time	23:46	36:14
Third-Down Conversions	1 of 10	12 of 17
Fourth-Down Conversions	0 of 0	0 of 2
Red-Zone Scores-Chances	0-0	4-5
Sacks By: Number-Yards	2-15	0-0


RUSHING: Vanderbilt-Jordan Rodgers 4-23; Jonathan Krause 2-6; Larry Smith 3-5; Micah Powell 1-5; Zac Stacy 4-4; Jerron Seymour 4-0; TEAM 1-minus 2. Alabama-T. Richardson 19-107; Jalston Fowler 13-58; Blake Sims 8-4; Marquis Maze 1-minus 1; AJ McCarron 1-minus 7; Phillip Sims 1-minus 8.

PASSING: Vanderbilt-Jordan Rodgers 11-18-2-104; Larry Smith 4-6-0-45. Alabama-AJ McCarron 23-30-0-237; Phillip Sims 3-3-0-29.

RECEIVING: Vanderbilt-Wesley Tate 3-46; Jerron Seymour 3-45; Zac Stacy 3-minus 4; Brandon Barden 2-34; Jonathan Krause 2-8; Fitz Lassing 1-11; Udom Umoh 1-9. Alabama-Marquis Maze 9-93; Darius Hanks 5-60; DeAndrew White 3-58; Brad Smelley 3-19; Blake Sims 2-18; T. Richardson 2-1; Brandon Gibson 1-12; Harrison Jones 1-5.

INTERCEPTIONS: Vanderbilt-None. Alabama-D. Milliner 1-37; Nico Johnson 1-2.

FUMBLES: Vanderbilt-Jonathan Krause 1-0. Alabama-Blake Sims 1-0; Harrison Jones 1-0.

	2/3	ALABAMA (7-0, 4-0 SEC)	52
	—	MISSISSIPPI (2-4, 0-3 SEC)	7

SATURDAY, OCTOBER 15 • VAUGHT-HEMINGWAY STADIUM • OXFORD, Miss.
ATTENDANCE: 61,792 • TV: ESPN2

OXFORD, Miss. — Trent Richardson had a career night on the ground for second-ranked Alabama, rushing for 183 yards and four touchdowns on 17 carries to help the Crimson Tide destroy the Ole Miss Rebels, 52-7.

Jalston Fowler carried the ball nine times for a career-high 125 yards and two scores for the Crimson Tide (7-0, 4-0 SEC), who have won all seven of their games thus far by 16 or more points.

The 52 points scored by Alabama is the most by the Crimson Tide in an SEC game since a 59-28 victory over Vanderbilt on September 29, 1990.

From there, Richardson and Alabama took over. Michael Williams and DeAndrew White both made key third down catches on a nine-play, 79-yard march, which Richardson capped with an eight-yard rushing TD.

The Crimson Tide took the lead for good with a 10-play scoring drive that bridged the first and second quarters. On 4th-and-2 at the Ole Miss 31, Richardson rushed for 10 yards and a fresh set of downs. Richardson capped the drive with a seven-yard touchdown run for a 14-7 edge early in the second stanza.

Alabama tried to extend its lead with a 53-yard Cade Foster field goal, but the attempt failed.

The Crimson Tide turned the game into a laughter in the second half. On the first drive of the third quarter, Darius Hanks caught a 36-yard pass to put the ball at the eight. Richardson finished the six-play march with another rushing touchdown.

Following an Ole Miss punt, Richardson broke off a career-long 76-yard TD run. Richardson fought through multiple arm tackles on the left side before changing direction. The junior running back made a great shake-and-bake move at the 10-yard line before heading into the end zone for a 31-7 lead.

Brandon Gibson added a 10-yard TD catch late in the third frame to give the Crimson Tide a 45-7 margin.

Fowler had a career-long 69-yard TD run in the fourth quarter to account for the final margin.

	1	2	3	4	SCORE
Alabama	7	10	28	7	52
Mississippi	7	0	0	0	7

SCORING SUMMARY

1st	12:38	UM	Scott 1 yd run (Rose kick), 5-72 2:22,	UA 0 - UM 7
	08:24	UA	T. Richardson 8 yd run (Shelley kick), 9-79 4:09,	UA 7 - UM 7
2nd	14:11	UA	T. Richardson 7 yd run (Shelley kick), 10-62 5:17,	UA 14 - UM 7
	01:14	UA	Jeremy Shelley 24 yd field goal, 7-35 3:18,	UA 17 - UM 7
3rd	12:30	UA	T. Richardson 8 yd run (Shelley kick), 6-73 2:23,	UA 24 - UM 7
	07:37	UA	T. Richardson 76 yd run (Shelley kick), 2-92 0:48,	UA 31 - UM 7
	06:44	UA	Jalston Fowler 8 yd run (Shelley kick), 2-15 0:41,	UA 38 - UM 7
	02:08	UA	Gibson 10 yd pass from McCarron (Shelley kick), 5-41 2:18,	UA 45 - UM 7
4th	10:08	UA	Fowler 69 yd run (Shelley kick), 5-98 2:44,	UA 52 - UM 7

	UA	UM
FIRST DOWNS	27	9
RUSHES-YARDS (NET)	42-389	31-28
PASSING YDS (NET)	226	113
Passes Att-Comp-Int	25-20-0	21-10-1
TOTAL OFFENSE PLAYS-YARDS	67-615	52-141
Fumble Returns-Yards	0-0	0-0
Punt Returns-Yards	2-16	0-0
Kickoff Returns-Yards	2-43	9-223
Interception Returns-Yards	1-30	0-0
Punts (Number-Avg)	1-44.0	7-39.7
Fumbles-Lost	0-0	1-1
Penalties-Yards	5-35	0-0
Possession Time	33:56	26:04
Third-Down Conversions	7 of 11	4 of 14
Fourth-Down Conversions	1 of 1	1 of 2
Red-Zone Scores-Chances	6-7	1-2
Sacks By: Number-Yards	5-34	1-14

RUSHING: Alabama-T. Richardson 17-183; Jalston Fowler 9-125; Blake Sims 5-74; Eddie Lacy 5-22; TEAM 3-minus 6; AJ McCarron 3-minus 9. Mississippi-Devin Thomas 4-12; Jeff Scott 7-11; Randall Mackey 12-6; N. Brassell 1-2; Enrique Davis 7-minus 3.

PASSING: Alabama-AJ McCarron 19-24-0-224; Phillip Sims 1-1-0-2. Mississippi-Randall Mackey 10-21-1-113.

RECEIVING: Alabama-Darius Hanks 4-63; Kenny Bell 3-31; DeAndrew White 3-23; Marquis Maze 3-21; M. Williams 2-39; T. Richardson 2-30; Brad Smelley 2-9; Brandon Gibson 1-10. Mississippi-N. Brassell 4-101; Jeff Scott 3-3; Jamal Mosley 1-8; Korvic Neat 1-2; Melvin Harris 1-minus 1.

INTERCEPTIONS: Alabama-Robert Lester 1-30. Mississippi-None.

FUMBLES: Alabama-None. Mississippi-Randall Mackey 1-1.

	—	TENNESSEE (3-4, 0-4 SEC)	6
	2/3	ALABAMA (8-0, 5-0 SEC)	37

SATURDAY, OCTOBER 22 • BRYANT-DENNY STADIUM • TUSCALOOSA, Ala.
ATTENDANCE: 101,821 • TV: ESPN2

TUSCALOOSA, Ala. — No. 2 Alabama overcame a slow start Saturday to beat Tennessee, 37-6, after A.J. McCarron scrambled for a touchdown in the third quarter and threw a long TD pass just over two minutes later to break the game wide open.

The Crimson Tide, looking ahead to a meeting with No. 1 LSU in two weeks, went to the locker room tied 6-6 with the Volunteers before breaking away for a modern-era school record ninth straight win by at least 16 points.

McCarron threw for a career-high 284 yards, including a 39-yard strike to Kenny Bell in the end zone after the Alabama quarterback had scrambled for a score just moments earlier.

Marquis Maze lead all receivers with five catches for 106 yards for the Crimson Tide (8-0, 5-0 SEC) and Trent Richardson rushed for 77 yards and two touchdowns on 17 carries.

Tennessee (3-4, 0-4) failed to score at least 18 points for the eighth straight game against Alabama, getting only a pair of field goals from Michael Palardy.

The top-ranked Tigers routed No. 19 Auburn, 45-10, earlier Saturday as their fans chanted "We want 'Bama! We want 'Bama!" at the end of the game.

The game changed for Saban's team on three plays in the third quarter. Appropriately, one of them came on defense.

McCarron scrambled through the line for a two-yard touchdown, diving inside the right pylon with the ball clutched in his left hand to make it 13-6.

Tennessee, gambling on an upset, went for it on 4th-and-1 but quarterback Matt Simms was stopped at the line on a close play that was reviewed and upheld.

McCarron connected with Bell on a 39-yard score on the next play, dropping in a perfect pass behind the defender to give Alabama a 20-6 lead just 2:16 after the previous touchdown.

The Crimson Tide quarterback was 17-of-26 with an interception, while Simms went 8-of-17 for just 58 yards and a pick for Tennessee.

Alabama scored on each of its next three possessions, going 63 yards in six plays on the first one, which ended when Richardson scored on a 12-yard run to make it 27-6.

	1	2	3	4	SCORE
Tennessee	3	3	0	0	6
Alabama	3	3	21	10	37

SCORING SUMMARY

1st	03:58	UT	Palardy, M. 40 yd field goal, 12-45 6:37,	UT 3 - UA 0
	02:26	UA	Shelley 26 yd field goal, 5-72 1:32,	UT 3 - UA 3
2nd	10:55	UA	Shelley 29 yd field goal, 10-48 4:52,	UT 3 - UA 6
	05:52	UT	Palardy, M. 52 yd field goal, 11-46 5:03,	UT 6 - UA 6
3rd	11:08	UA	McCarron 2 yd run (Shelley kick), 5-75 1:51,	UT 6 - UA 13
	08:52	UA	Bell 39 yd pass from McCarron (Shelley kick), 1-39 0:09,	UT 6 - UA 20
	03:17	UA	Richardson 12 yd run (Shelley kick), 6-63 3:15,	UT 6 - UA 27
4th	11:22	UA	Foster 45 yd field goal, 10-46 4:41,	UT 6 - UA 30
	09:27	UA	Richardson 1 yd run (Shelley kick), 3-9 1:30,	UT 6 - UA 37

	UT	UA
FIRST DOWNS	6	19
RUSHES-YARDS (NET)	32-92	38-143
PASSING YDS (NET)	63	294
Passes Att-Comp-Int	18-9-1	28-18-1
TOTAL OFFENSE PLAYS-YARDS	50-155	66-437
Fumble Returns-Yards	0-0	0-0
Punt Returns-Yards	1-11	1-4
Kickoff Returns-Yards	7-149	3-36
Interception Returns-Yards	1-19	1-29
Punts (Number-Avg)	5-40.0	2-40.5
Fumbles-Lost	2-1	1-0
Penalties-Yards	4-25	5-38
Possession Time	27:42	32:18
Third-Down Conversions	2 of 14	7 of 14
Fourth-Down Conversions	2 of 5	1 of 2
Red-Zone Scores-Chances	0-0	5-7
Sacks By: Number-Yards	1-4	2-9

RUSHING: Tennessee-Poole, T. 19-67; Lane, M. 7-21; Young, D. 1-6; Neal, R. 1-6; Worley, J. 1-0; Simms, M. 3-minus 8. Alabama-Trent Richardson 17-77; Eddie Lacy 7-46; Jalston Fowler 9-27; Marquis Maze 1-minus 1; AJ McCarron 2-minus 2; TEAM 2-minus 4.

PASSING: Tennessee-Simms, M. 8-17-1-58; Palardy, M. 1-1-0-5. Alabama-AJ McCarron 17-26-1-284; Phillip Sims 1-2-0-10.

RECEIVING: Tennessee-Poole, T. 3-10; Rogers, D. 2-32; Rivera, M. 1-13; Anderson, A. 1-5; Young, D. 1-2; Neal, R. 1-1. Alabama-Marquis Maze 5-106; Darius Hanks 3-55; Kenny Bell 3-52; Trent Richardson 3-33; Brad Smelley 2-34; Eddie Lacy 2-14.

INTERCEPTIONS: Tennessee-Johnson, Aus. 1-19. Alabama-Dont'a Hightower 1-29.

FUMBLES: Tennessee-Lane, M. 1-1; Simms, M. 1-0. Alabama-Marquis Maze 1-0.