

LSU 2010-11 BASKETBALL

NATIONAL TITLES
1935

SEC CHAMPIONS
1935 • 1953 • 1954 • 1979 • 1981
1985 • 1991 • 2000 • 2006 • 2009

NCAA FINAL FOUR
1953 • 1981 • 1986 • 2006

31

SEC Basketball Tournament

March 10-13, 2011 * SEC Network (Day 1 & 2), ESPN on ABC (semis, finals)
Atlanta, Ga. * Georgia Dome

LSU (11-20, 3-13)

November

Fri. 12	NORTHWESTERN STATE	W, 87-78
Tues. 16	NICHOLLS STATE	L, 53-62
Thurs. 18	TENN-MARTIN (CST)	W, 79-56
Sun. 21	Memphis (at Tupelo, Miss.)(CBSCS)	L, 60-71
Wed. 24	CENTENARY	W, 78-36
Sun. 28	at South Alabama (CSS)	W, 80-65
Tues. 30	HOUSTON	W, 73-57

December

Sat. 11	CENTRAL MICHIGAN (CST)	W, 59-55
Mon. 13	COASTAL CAROLINA	L, 69-78 (ot)
Thurs. 16	MCNEESE (CST)	W, 78-66 (ot)
Sat. 18	WICHITA STATE (at Bossier City)(CST)	L, 69-70
Wed. 22	NORTH TEXAS (CST)	L, 55-75
Mon. 27	SOUTHERN (CST)	W, 62-41
Wed. 29	at Rice (CBSCS)	L, 68-74

January

Sun 2	at Virginia (FSN)	L, 50-64
Sat. 8	*at Auburn (FSN)	W, 62-55
Wed. 12	*ARKANSAS (SEC Network)	W, 56-53
Sat. 15	*at Kentucky (SEC Network)	L, 44-82
Sat. 22	*OLE MISS (SEC Network)	L, 51-78
Wed. 26	*at Tennessee (SEC Network)	L, 53-75
Sat. 29	*at Alabama (FSN)	L, 46-70

February

Wed. 2	*SOUTH CAROLINA (SEC Network)	L, 56-64
Sat. 5	*MISSISSIPPI STATE (SEC Network)	L, 57-58
Wed. 9	*at Ole Miss (CSS/CST)	L, 60-66
Sat. 12	*at Arkansas (SEC Network)	L, 61-80
Thurs. 17	*ALABAMA (ESPN)	L, 56-67
Sun. 20	*FLORIDA (ESPN)	L, 61-68
Wed. 23	*at Mississippi State (CSS/CST)	W, 84-82
Sat. 26	*VANDERBILT (SEC Network)	L, 69-90

March

Wed. 2	*at Georgia (SEC Network)	L, 53-73
Sat. 5	*AUBURN (FSN)	L, 51-60
March 10	Vanderbilt at SEC Tourn. (SEC Network)9 p.m.	

On the Air

Radio • LSU Sports Radio Network

Jim Hawthorne, play-by-play
Kevin Ford, host/analyst

Television • SEC Network, ESPN ON ABC

Brad Nessler, Dave Neal, play-by-play
Jimmy Dykes, Mark Gottfried, analysts
Shannon Spake, reporter



PROJECTED LSU LINEUP (BASED ON LAST GAME)

G 10 Andre Stringer (5-9, Fr., Jackson, Miss.) 11.1 ppg, 2.3 rpg, 2.7 rpg (8.5 ppg, 2.3 rpg, 2.7 apg in SEC)

Scored 10 with two treys in the win at Miss State (2/23) ... Scored 10 in the Vanderbilt game (2/26) ... Had 21 points on two occasions ... Second on the team in overall and SEC scoring ... Hit four treys five times ... Started at point since third game ... 55 treys for season.

G 21 Matt Derenbecker (6-7, Fr., Metairie, La.) 6.6 ppg, 2.1 rpg, 1.2 apg (8.3 ppg, 2.8 rpg in SEC)

Hit two treys and had eight points in the State win (2/23) ... Hit for 5 treys, tying season high in 19-point effort at Ole Miss (2/9) ... 36 treys, team best 24 in SEC games ... 71.4 percent from the free throw line (20-28).

G 22 Ralston Turner (6-6, Fr., Muscle Shoals, Ala) 12.8 ppg, 2.6 rpg, 1.6 apg (11.5 ppg, 1.9 rpg in SEC)

Member of the SEC Coaches All-SEC Freshman team ... Double figures in seven of the last eight games ... Had three games of 18 points in the last six games ... Totally recovered from stress reaction that kept him out of first five SEC games ... Team leader in overall and SEC scoring ... Made 48 treys ... Made 14-of-15 free throws over the last three games.

24 Storm Warren (6-7, Jr., Monroe, La.) 7.5 ppg, 5.7 rpg (7.6 ppg, 4.6 rpg in SEC)

Career high and best team game of season with 24 points, hitting 12-of-20 FG vs. Vandy (2/26) ... NBA efficiency rating for game of +28 ... 33 blocks this season ... 49.5 percent from field ... 12 points on 6-of-10 shooting at Georgia (3/2) ... Has scored 64 points in the last four games, making 30-of-54 field goal attempts.

F 5 Malcolm White (6-9, Jr., Baton Rouge, La.) 7.7 ppg, 5.2 rpg, 1.2 bpg (6.7 ppg, 4.9 rpg in SEC)

Two double doubles this season ... Started 30-of-31 games ... Best SEC game of 14 vs. Alabama (2/17) ... 12 games double figures ... Fourth double figure rebound game at Ole Miss (2/9) with 11 ... Third on team in overall scoring average.

STORYLINES

• The Tigers look for one of those magical runs as they enter the 2011 SEC Tournament at the Georgia Dome as the sixth seed from the Western Division ... That means they will face third-seed Vanderbilt in the late-night special game of Eastern Standard Time tournaments, meaning tip will be probably past 10 p.m. Atlanta time.

• All season long the Tigers have found themselves desperately trying to sustain things for a full 40 minutes as many times the second half as been LSU's undoing and the difference between win and lost and runaway and close calls ... In the first half of games, LSU averaged 30.6 points to 30.3 for the opponents ... LSU shot

41.2 percent in the first half and made 16 more field goals and 12 more treys than opponents ... In the second half, LSU has been outscored an average of over four points (31.2 to 35.7), while LSU has shot 39.2 percent to opponents 43.0 percent ... LSU opponents have made 52 more field goals than LSU in the second halves of games.

• In the SEC, the Tigers were out rebounded, 600-524, including a -24 margin on the offensive board ... In the last two games, LSU was -13.

• Ralston Turner has certainly returned to his top form he showed before a stress reaction in his right foot, posting a team

co-high seven consecutive double figure scoring games before being held below double figures in the finale with Auburn ... He was selected by the league coaches to the All-Freshman team ... 21st in the league in scoring.

• The Storm Warren of old is feeling good again and it has shown with four straight double figure games, averaging 16.0 points a game, shooting better than 50 percent from the floor.

• Tigers are the sixth seed for the second straight year and fourth time since 2001 ... LSU does have two wins in those three first-round games as a six seed in both 2001 and 2007.

BREAKDOWN

LSU

Record	11-20, 3-13
Ranking	N/A
Last Game	March 5 in Baton Rouge lost to Auburn, 60-51
Head Coach	Trent Johnson
Career Record	208-169/12th season
LSU Record	49-48/3rd season
in SEC Tourn:	1-2

SEC Tournament

LSU Record:	43-50 overall (51 appearances) 22-31 since renewal
6th Seed West:	8 times since 1992
Last Year:	Lost in 1st rd. to Tenn, 59-49
Won 1st Game played no matter rd:	15 of 32
Reached Semis:	25 times, 14 since renewal
Reached Finals:	5 times ('46, '52, '80, '87, '93)
Championships:	1, 1980, defeated Kentucky, 80-79

Upcoming LSU Basketball Media Calendar

7 MONDAY Trent Johnson Radio Show (all-sport edition) at T J Ribs (7 p.m., LSU Sports Radio Network) SEC Teleconference, Coach Johnson at 10:28 a.m. Contact SEC Office for number and passcodes	8 TUESDAY Leave for SEC Tournament in Atlanta, late afternoon	9 WEDNESDAY Press conference and practice at Georgia Dome Press Conference at 4:30 p.m. EST; Practice at 5 p.m. EST	10 THURSDAY SEC Tournament First Round Game, Time TBA, (Georgia Dome). TV: SEC Network. Radio: LSU Sports Radio Network	11 FRIDAY	12 SATURDAY	13 SUNDAY
---	---	--	---	----------------------------	------------------------------	----------------------------

LSU Media Services

Media Availability

Coach Trent Johnson is available in his office for early morning appointments and phone interviews. Please contact Basketball SID Kent Lowe (225-578-1864, clowe@lsu.edu) at least 24 hours in advance.

SEC Teleconference

The 12 SEC coaches are featured on a teleconference each Monday through the conference season. The conference starts at 10 a.m. (CST). Coach Johnson is on at 10:28 a.m. CST. To access the media only number contact Kent Lowe or the SEC Media Relations Office (205-458-3010).

Media Sessions

Coach Johnson meets with during SEC season on Mondays and Thursdays prior to games, before practice at a time to be announced, in the practice facility meeting room. Some travel and scheduling issues may change the time and day so media should contact the Sports Information Office to confirm start time.

The Trent Johnson Show

Presented by Capital One Bank

The weekly call-in show takes place Mondays at 7 p.m. from T.J. Ribs on Acadian Thruway ... The show airs in Baton Rouge on local flagship New Country 100.7 FM The Tiger, on the Internet at www.LSUsports.net and on many LSU Sports Radio Network affiliates.

Inside LSU Basketball

Coach Johnson's weekly TV show is on a state-wide network ... WBRZ-TV, Channel 2, airs the show at 10:35 p.m. Sundays Television affiliates for the show are listed online at LSUsports.net/tvaffiliates

Player Media Sessions

The players will be available at the media sessions that are normally conducted on Mondays and Thursdays during the SEC season. Please let Kent Lowe (225-578-1864, clowe@lsu.edu) know which players you would like to have at the media session at least 24 hours in advance.

Post Game

Coach Johnson will be in the media room of the practice facility after the game and the NCAA cooling off period ... Requested players will be brought to the practice facility media room as well. ... THE LSU DRESSING ROOM IS CLOSED ... To reach the media room, take the Northwest Corridor portal (where the LSU team enters the floor) ... When reaching the multi-purpose room and the glass doors, turn right ... Before reaching the steps, turn left and then take a right down the first hallway to the double wood doors and enter the media room. LSU marshalls will help direct you to the area ... The visiting coach has an interview area (where the pre-game meal is served) that he can use for his post-game media obligations if he wishes.

WHO TO CONTACT

Sports Information Office

(225) 578-8226

Michael Bonnette - mbonnet@lsu.edu

Assoc. AD/Sports Information Director

C. Kent Lowe - clowe@lsu.edu

Sr. Assoc. Sports Information Director (Basketball Contact)

Jake Terry - jterry9@lsu.edu

Associate Sports Information Director (Social Media)

LSU Television

Kevin Wagner - jwagne2@lsu.edu

LSU Radio

Jim Hawthorne - lsuradio@lsu.edu

LSU Sports Information Mailing Address

P.O. Box 25095, Baton Rouge, LA 70894

ON THE INTERNET

www.LSUsports.net/media

The Official Website of LSU Athletics is home to all the basketball information you need. Schedules, results, rosters, bios, statistics and game notes can be found and are always up to date.

<http://media.lsusports.net>

Media can access images for all LSU athletic teams, including action shots, heads shots, logos, etc. To gain access to the high-resolution pictures, email Michael Bonnette. You will be assigned a login and password that will enable you to retrieve pictures. This service is for the media use only.

LSUsports.net/media

Request credentials online, go to the men's basketball link.



LSU Basketball on Twitter & Facebook

facebook.com/lsubasketball

twitter.com/lsubasketball

twitter.com/lsocoachjohnson

twitter.com/lsumediaalerts

LSUsports.net/connect

Trent Johnson

Head Coach • 3rd year at LSU (12th year as head coach)

Trent Johnson believes the LSU basketball program is moving forward.

With an outstanding recruiting class of student-athletes that fit the LSU program, Johnson is anxious to see this group "be a team" in 2010-11.

As Johnson, the 20th head men's basketball coach at LSU enters his third season, he seeks to build on more than a decade of excellence at LSU, Stanford and Nevada. Having earned Conference Coach of the Year in all three leagues (WAC, Pac-10 and SEC), Johnson and his staff continue toward maintaining LSU basketball as one of the premier programs in the country.

In his first season at LSU, Johnson led the Tigers to 27 wins, tied for the third most wins in a season in LSU history, and won the SEC regular season championships with a record of 13-3. LSU returned to the NCAA Tournament for the first time since 2006, advancing to the second round before falling, 84-70, to North Carolina. In the opening round, LSU defeated nationally-ranked Butler.

Coach Johnson, who eats, sleeps and drinks college basketball year round, believes in both development on the court and also personal, social and academic development. As players grasp his vision for success, they have the opportunity to embrace playing in a fast-paced system, executing in the half court and defending and rebounding at a high level.

Johnson has a record of success that continues here at LSU. His team will have to blend together and learn from a coach that is a fierce competitor who exudes and demands toughness.

His devotion to the team, his protective beliefs toward his players and his loyalty to his former players is evidenced by the fact that three of his former players are now members of the LSU basketball staff. Johnson is a program builder and he has re-established the base of the LSU program by visiting with former players and coaches to bring together the past, present and the future of the program.

Johnson also is charged with the development of athletes both on and off the court. Off the court, he is working hard to make sure student-athletes understand the "student" part of their days at LSU. At all three spots in his head coach-

ing career, he has developed not just successful athletes and winning basketball teams, but young men who are having success in life.

In his head coaching career, he has taken teams in seven of the last eight seasons to post-season play, including five NCAA appearances. In addition, Johnson has seen six of his former assistant coaches become head coaches at successful programs.

Johnson has been rewarded as the consensus SEC Coach of the Year and was a finalist for four national coach of the year honors as he became the first LSU men's basketball coach to win the league title and take the team to post-season play in his first year at the school.

Under Johnson's watch, he has already coached an SEC POY in Marcus Thornton who now plays for the NO Hornets, and Tasmir Mitchell, who finished his career as the third all-time leading scorer and sixth all-time rebounder in school history. Mitchell, Garrett Temple (who has logged NBA time) and Chris Johnson are all playing in the NBA D-League.

Those four players represent Johnson's ability to teach and mold a well-rounded basketball player into having both a good offensive and defensive presence that can benefit the team and provide a chance to play at the next level.

Johnson has always been a big believer in special causes and joined former LSU basketball coach Dale Brown and star center Shaquille O'Neal in cutting a series of commercials that aired nationally for the "Be A Match" organization in support of bone marrow donors.

This past June, Johnson was part of a 10-day trip to Africa as part of the TRIAD Trust program that was established to stop the transmission of HIV through culturally relevant, locally sustainable health and life skills education-based programs in communities affected by HIV/AIDS.

He also is a member of the Board of Directors of the National Association of Basketball Coaches and has served on the NABC Special Committee on Recruiting and Access.

Johnson, who was born in Berkeley, Calif., and calls Seattle, Wash., his home, is married to Jackie and they have two children: a daughter, Tinishia, 27, and a son, Terry, 24.



The Johnson File

NAME: Trent Johnson
BIRTH DATE: September 12, 1956
AGE: 54
BIRTHPLACE: Berkeley, Calif.
HOMETOWN: Seattle, Wash.
WIFE: Jackie
CHILDREN: Tinishia (27), Terry (24)
COLLEGE: BS, Boise State University, 1986

PLAYING EXPERIENCE

Boise State University (Boise, Idaho)
 Finished in the top 10 in career scoring and rebounding at the school ... In 1976, team advanced to NCAA Tournament after winning the Big Sky Tournament ... In his junior year, named the Most Improved Player and in his final season was named All-Big Sky.

COACHING EXPERIENCE

1986-89 - Assistant Coach, Utah
1989-92 - Assistant Coach, University of Washington
1992-96 - Assistant Coach, Rice
1996-99 - Assistant Coach, Stanford
1999-04 - Head Coach, University of Nevada ... Compiled a 79-74 overall record ... 2003 team went to NIT, 2004 team won WAC Tourney and advanced to the NCAA Sweet 16.
2004-08 - Head Coach, Stanford ... Four year record of 80-47 ... Team advanced to post-season play each of his four years, 2008 team won 28 games and advanced to the NCAA Sweet 16.
April 10, 2008 -- Named the 20th Head Basketball Coach at LSU.
2008-09 -- LSU wins the SEC title with 13-3 record, finishes 27-8 and advances to the second round of NCAA Tournament to push mark to seven straight years of coaching teams to post-season play.
Nov. 24, 2010 -- Won his 200th game as a collegiate head coach (78-36, vs. Centenary).

LEAGUE COACH OF THE YEAR HONORS

2003 -- Western Athletic Conference
2008 -- Pac-10
2009 -- Southeastern Conference

The Trent Johnson Record

YEAR	SCHOOL	/---OVERALL---/		/---CONF.---/		FINISH
		W-L	PCT.	W-L	PCT.	
1999-00	Nevada	9-20	.310	6-10	.375	3rd-Big West
2000-01	Nevada	10-18	.357	3-13	.187	9th-WAC
2001-02	Nevada	17-13	.567	9-9	.500	5th-WAC
2002-03	Nevada	18-14	.562	11-7	.611	4th-WAC NIT First Round
2003-04	Nevada	25-9	.735	13-5	.722	1st WAC/Tourney Champ; NCAA Sweet 16
2004-05	Stanford	18-13	.581	11-7	.611	4th-Pac 10/NCAA First Round
2005-06	Stanford	16-14	.533	11-7	.611	5th-Pac 10/NIT Second Round
2006-07	Stanford	18-13	.581	10-8	.555	6th-Pac 10/NCAA First Round
2007-08	Stanford	28-7	.800	13-5	.722	2nd-Pac10/NCAA Sweet 16
2008-09	LSU	27-8	.771	13-3	.812	1st-West, SEC Champs, NCAA 2nd rd.
2009-10	LSU	11-20	.354	2-14	.125	6th-West
2010-11	LSU	11-20	.354	3-13	.187	
Totals	12 Years	208-169	.551	105-101	.510	7 tournaments, 2 NCAA Sweet 16
	Nevada	5 Years	.79-74	.516	.488	1 WAC title, 1 NCAA Sweet 16
	Stanford	4 Years	80-47	.630	.625	4 tournaments, 1 NCAA Sweet 16
	LSU	3 Years	49-48	.505	.375	1 SEC Title, 1 NCAA 2nd Rd.

CAREER SPECIALTY NUMBERS

CAREER DOUBLE-FIGURE GAMES

Storm Warren 30
Ralston Turner 18
Andre Stringer 17
Malcolm White 12
Aaron Dotson 10
Matt Derenbecker 9
Garrett Green 9
Eddie Ludwig 1

CAREER DOUBLE-FIGURE REBOUNDS

Storm Warren 12
Malcolm White 4
Garrett Green 2

CAREER DOUBLE-DOUBLES

Storm Warren 11
Malcolm White 2
Garrett Green 2

CAREER THREE-POINTERS

Andre Stringer 55
Ralston Turner 49
Matt Derenbecker 36
Aaron Dotson 26
Chris Bass 11
Garrett Green 8
Daron Populist 7
Jalen Courtney 2
Eddie Ludwig 2

CAREER ASSISTS

Chris Bass 215
Andre Stringer 85
Aaron Dotson 75
Eddie Ludwig 39
Ralston Turner 41
Matt Derenbecker 38
Storm Warren 30
Garrett Green 24
Daron Populist 20
Malcolm White 13

CAREER BLOCKS

Storm Warren 92
Malcolm White 36
Garrett Green 27
Aaron Dotson 19
Chris Bass 8
Eddie Ludwig 5
Andre Stinger 4
Ralston Turner 4
Matt Derenbecker 2
Jalen Courtney 1

CAREER STEALS

Storm Warren 81
Chris Bass 48
Andre Stringer 34
Eddie Ludwig 34
Garrett Green 29
Aaron Dotson 28
Matt Derenbecker 23
Ralston Turner 17
Malcolm White 12
Daron Populist 1

2010-11 LSU Men's Basketball Roster

NO.	NAME	CL.	POS.	HT.	WT.	EXP.	HOMETOWN/LAST SCHOOL
3	Garrett Green	Jr.	F	6-11	230	2VL	Woodland Hills, Calif/Taft HS
4	Chris Bass	Jr.	G	6-1	185	2VL	Baton Rouge, La./Lee Academy (Ma.)
5	Malcolm White	Jr.	F	6-9	225	RS	Baton Rouge, La./Ole Miss
10	Andre Stringer	Fr.	G	5-9	170	HS	Jackson, Miss./Forest Hill HS
13	Eddie Ludwig	So.	F	6-9	215	1L	Metairie, La./Metairie Park Country Day
14	Jalen Courtney	Fr.	F	6-8	210	HS	Jackson, Miss./Provine HS
21	Matt Derenbecker	Fr.	G	6-7	185	HS	Metairie, La./Metairie Park Country Day
22	Ralston Turner	Fr.	G	6-6	193	HS	Muscle Shoals, Ala./Muscle Shoals HS
24	Storm Warren	Jr.	F	6-7	230	2L	Monroe, La./Richwood HS
25	Daron Populist	So.	G	5-10	170	1L	Slidell, La./Salmen HS
41**	Justin Hamilton	Jr.	C	6-11	260	TR	Alpine, Utah/Iowa State
45	Aaron Dotson	So.	G	6-4	205	1L	Seattle, Wash./Rainier Beach HS
55**	Andrew Del Piero	So.	C	7-2	286	RS	Austin, Texas/Westlake HS

**redshirt in 2010-11 after transferring from Iowa State; **redshirt in 2010-11

Head Coach: Trent Johnson (Boise State, '86), 3rd year at LSU

Assistant Coach: Donny Guerinoni (Nevada, '01), 3rd year at LSU

Assistant Coach: Lynn Nance (Washington, '65), 1st year at LSU

Assistant Coach: Brent Scott (Rice, '03), 3rd year at LSU

Director of Basketball Operations: Nick Robinson (Stanford, '05), 2nd year at LSU

Executive Asst. to Head Coach: Brittany Carvalhido (Oklahoma State, '05), 1st year LSU men, 3rd year at LSU

A High School Correction

We must make note that there is a mistake in the written media guide on the high school of LSU's Andre Stringer ... He is actually from **Forest HILL** High School in Jackson, Miss., not Forest Park as appears in the guide ... He is one of two players from Jackson as Jalen Courtney came to LSU from Provine High.

Transactions

Center Andrew Del Piero redshirted ... Dennis Harris sprained left ankle the week of season opener ... Missed first seven games, returned against Central Michigan (12/11) ... Dennis Harris was dismissed from the team on Jan. 7 because of violation of team rules ... Ralston Turner suffered a stress reaction in right foot late in UVA game (1/2), missed the first five league games ... Returned to play at Alabama (1/29) ... Storm Warren did not play vs. UVA (1/2) tendonitis right Achilles ... Played limited minutes in first four SEC games ... Held out of UT (1/26), Alabama games (1/29) ... Matt Derenbecker suffered first degree left ankle sprain late in first half, returned to play in second half vs. SC (2/2) ... Limited to eight minutes against Miss. State (2/5) ... Jalen Courtney, right knee problems, DNP 9-of-last-10 games ... Dressed but DNP vs. Vandy (2/26).

The Numbers Game

Here are some of the important numbers with the LSU basketball program:

103 - This is the 103rd season of basketball at LSU.

34-4 - LSU record in Trent Johnson era when scoring at least 70 points.

17-1 - LSU record in Trent Johnson era when scoring at least 80 points.

2-11 - LSU record in Trent Johnson era when allowing at least 80 points (wins at Miss. St., 2009, 2011)

6 -- Fewest points in a half LSU has allowed (1/8 first half at Auburn) ... Previous mark 9 vs. N. Carolina (12/4/82)

4-26 -- Arkansas win (1/12) marked the fourth time in the Trent Johnson era and the second time this season (Central Michigan the other - 12/11) that LSU has won when scoring less than 60 points.

7-1, 21-4 -- Record this season and Coach Johnson's tenure when LSU allows less than 60 points.

2-2 -- LSU record in overtime in Trent Johnson era (1-1 this year, C. Carolina, 12/13, McNeese 12/16)

5 -- Wins in the Trent Johnson era when LSU trailed both at 10 and 5 minute marks (last Central Michigan, 12/11)

1 -- First loss (at Ole Miss, 2/9) in 12 games this season when leading at the 10 and 5 minute marks ...

Note: LSU was leading at the 10-minute mark in March 5 Auburn game that LSU eventually lost .

11 -- Number of career double doubles by Storm Warren (two this season)

2 -- Number of career double doubles this season and career for Malcolm White and Garrett Green.

28 -- No. of LSU players with 200 career assists (**Latest -- Chris Bass, went over 200 at Arkansas -2/12**)

10-0 -- Record when LSU shoots 50 percent or better in the Trent Johnson era (3-0 this year)

8 -- Number of times LSU has won when outrebounded in Trent Johnson era (8-33 record)

38-14 -- Record when LSU out rebounds opponent, five losses this year (Nicholls, Memphis, Miss. State, Alabama, Vanderbilt).

44-6 -- Record when LSU out shoot opponents (10-2 this season).

1-18 -- Record this season when opponent out shoots LSU (W at Miss. State) (5-41 in Johnson years)

8 -- Number of games starters Ralston Turner (5) and Storm Warren (3, 3 others limited minutes) missed with injuries.

1408 -- Number of LSU wins in program history (1,400 came 11/24 vs. Centenary)

6 -- Number of SEC titles LSU has won since 1980 (second most in SEC)

3 - Number of SEC Championships won or shared since 2000 (2000, 2006, 2009)

10 -- Number of SEC championships LSU has won, second most in league.

Last Game – Auburn 60, LSU 51 (March 6 -- Baton Rouge)

Auburn's second half rallies came back to haunt LSU in the second half as LSU lost a 15-point lead in the final 14 minutes of the game to send LSU to defeat and into the West 6 position for the SEC Tournament ... The Tigers led 29-24 at the half and went on an 11-1 run to open the margin to 40-25 ... But Auburn came roaring back on a 20-2 team to eventually take the lead and LSU didn't have the answers at the end to come back.

Storm Warren was the only player in double figures continuing his good play as of late with 14 points ... Warren hit 7-of-12 and had two blocks and three steals in 31 minutes before fouling out ... LSU shot just 36.5 percent for the game after shooting just 7-of-25 in the second half and 0-7 from the arc ... Auburn was 22-of-30 from the charity stripe to LSU's 11-of-19. The rebounding total was also way in Auburn's favor with a 46-31 advantage including 12-5 on the offensive end.

SEC Tournament Numbers

The Tigers are the No. 6 seed for the second straight year, losing last year to Tennessee, 59-49 ... However in LSU's two W6 seedings prior to that in 2007 and 2001, LSU beat E3 seeds Tennessee (76-67, ot) and Georgia (63-62) ... The 2007 event was the last time LSU was a sixth seed at the Georgia Dome.

This will be the first time LSU and Vanderbilt will meet in the tournament since the quarterfinals of the 2006 event in Nashville, when LSU was a 92-73 winner as the W1 seed ... The teams met in a first-round game at the Georgia Dome in 2002, 69-62, when LSU was a W4 seed. In 2000 at the quarterfinals at the Dome, LSU (W1) beat Vanderbilt, 71-60 ... LSU is 6-3 in the tournament against Vanderbilt with the Commodores last winner in 1995 when W5 LSU fell in a first round game at the Dome to Vandy, 85-61.

This will be the 14th time LSU will play in a first-round game since the renewal of the tournament in 1979 ... LSU is 5-8.

LSU has reached the semifinals 25 times in the history of the tournament, second most to Kentucky's 37.

Auburn Game Another Second Half Stumble

There is no doubt LSU has improved in recent weeks and finally was able to break through in Starkville (2/23) against Mississippi State, 84-82 ... It was the game in which LSU broke through in a close game at the end and continued to get points and make plays with a game on the line ... It broke a trend of five other games last month when LSU was in a possible position to finish the game:

South Carolina – 2/2 – Down 13 with 7:23 to play, scores next nine to cut the game to four, 57-53, with 4:14 left ... Only able to add three free throws in 64-56 loss.

Miss. State – 2/5 – Up 57-54 with 3:23 to play on the second of back-to-back Andre Stringer treys, Tigers do not score again, lose 58-57.

At Ole Miss – 2/9 – Three by Ralston Turner tied game at 60-60 with 3:03 to play, Tigers do not score again, lose 66-60

Alabama – 2/17 – Battling the Western Division leaders down the stretch, Matt Derenbecker's trey with 4:01 to play makes Alabama lead just four, 60-56, with 4:01 to play ... Tigers do not score again, lose, 67-56.

Auburn – 3/5 – Determined to make a statement to close the season, the Tigers came out with some early emotion and moved to a five-point advantage at the half and then used an 11-1 run to start the second half to seemingly put Auburn to the brink with a 40-25 lead with 14 minutes to play ... But Auburn rallied strongly using an 11-0 run that would eventually be 20-2 that would give Auburn the lead with five minutes to play ... LSU had no answers at the end as the visitors finished the game off.

A Half To Remember Seems Long Time Ago

LSU's first half against Auburn (1/8), a combination of LSU defense and a bunch of Auburn missed shots that led to LSU's 32-6 advantage that sent researchers scrambling for the record books for fewest points in a first half in the shot clock era:

1. 5 – by California, vs. Notre Dame (21), 11-26-10
2. 6 – by Auburn, vs. LSU (32), 1-8-11
2. 6 – by Northwestern, vs. Illinois (30)

Savannah State scored just four points in the second half on Jan. 7, 2008 against Kansas State for the fewest points allowed in any half.

The LSU school record actually came in the pre-shot clock era of nine points scored by North

CAREER DOUBLE-DOUBLES

STORM WARREN (11)

Game	Date	Pts	Reb
Alcorn State	11/20/08	11	11
ULM	11/13/09	15	12
Indiana State	11/16/09	14	12
Western Ky.	11/17/09	20	11
UL-Laf.	12/1/09	18	16
N'wesern st.	12/12/09	21	16
SE Louisiana	12/14/09	14	12
Nicholls	12/17/09	13	11
Auburn	1/20/10	17	11
UT-Martin	11/18/10	12	11
Houston	11/30/10	12	11

MALCOLM WHITE (2)

Game	Date	Pts	Reb
UT-Martin	11/18/10	12	15
Southern	12/27/10	16	11

GARRETT GREEN (1)

Game	Date	Pts	Reb
Wichita St	12/18/10	15	13
Arkansas	1/12/11	10	10

LSU Scoring Runs

5-0	34
6-0	23
7-0	17
8-0	6
9-0	8
10-0	5
11-0	3 (UTM, C. Mich, Auburn Gm 2)
12-0	
13-0	
14-0	1 (Centenary)
15-0	2 (Auburn Gm 1, Auburn Gm 1)

Opp. Scoring Runs

5-0	39
6-0	24
7-0	20
8-0	10
9-0	9
10-0	2
11-0	7 (CMU, Aub Gm 1, OM, Ala, Ark, VU, Aub Gm 2)
12-0	1 (Ole Miss)
13-0	1 (Rice)
14-0	2 (C. Carolina, Vandy)
18-0	1 (Auburn Gm 1)

LSU STATISTICAL NUMBERS

Overall	LSU
Scoring Average	62.6
Opp. Scoring Average	66.7
Scoring Margin	-4.1
FG Percentage	40.3
Opp. FG Percentage	41.7
3 PT FG Pct.	31.4
Opp. 3 PT FG Pct.	33.6
3FGs per Game	5.5
FT Percentage	66.2
Opp. FT Percentage	70.4
FT Made Per Game	13.6
Rebound Avg.	34.8
Opp. Rebound Avg.	36.5
Rebound Margin	-1.7
Assists Average	11.4
Turnover Average	14.6
Blocks Average	3.4
Steals Average	6.3
--	
SEC Games Only	LSU
Scoring Average	57.5
Opp. Scoring Average	70.1
Scoring Margin	-12.6
FG Percentage	38.8
Opp. FG Percentage	43.9
3 PT FG Pct.	26.3
Opp. 3 PT FG Pct.	37.3
3FGs per Game	4.7
FT Percentage	64.6
Opp. FT Percentage	73.0
FT Made Per Game	11.2
Rebound Avg.	32.8
Opp. Rebound Avg.	37.5
Rebound Margin	-4.7
Assists Average	10.7
Turnover Average	14.9
Blocks Average	2.9
Steals Average	6.1

Carolina on Dec. 4, 1982 ... In the shot clock era, the fewest points is the 10 Nicholls scored in the second half on Dec. 30, 2001 ... In an SEC game, the previous low LSU has surrendered is 14 by Alabama in the first half on Jan. 20, 1988.

Carter To Be SEC Legend at Basketball Tournament

Howard Carter, a star on the 1981 NCAA Final Four team and the fourth leading scorer in LSU history, will be one of the 12 former greats from the Southeastern Conference member institutions, making up the 2011 class of SEC Basketball Legends at the SEC Men's Basketball Tournament this week at the Georgia Dome in Atlanta, Ga.

Carter, who lettered from 1980-83, was a Baton Rouge native who rose to stardom at his hometown university as a four-year starter on the LSU team, including his sophomore season when the 1981 team went to the NCAA Final Four. A McDonald's All-American, Carter delivered immediately for the Tigers, averaging 10.5 points for LSU. From there he averaged 16.0 points as a sophomore in the 1981 Final Four season, 16.7 points as a junior and 17.6 points as a senior in the days before his long-range shot would have counted for three points. He was named second team All-America in both 1982 and 1983 and was selected first-team All-SEC in both of those years.

Carter finished his career with 1,942 points in 128 games, ranking third all-time in scoring at LSU until last season when he was bumped a spot to fourth. One of the most impressive stats is that he started every game of his career at LSU, a rarity even then in college basketball. He also ranks 23rd all-time in assists at LSU with 225. Carter posted a single game career high of 33 points in 1981 against Auburn and is third all-time at LSU in field goals made (806) and minutes played (4,276).

Other members of the 2011 class includes: Robert Horry, Alabama; George Kok, Arkansas; Jimmy Fibbe, Auburn; Craig Brown, Florida; Walter Daniels, Georgia; Kevin Grevey, Kentucky; Bob Weltlich, Ole Miss; Darryl Wilson, Mississippi State; BJ McKie, South Carolina; Jimmy England, Tennessee and Jeff Turner, Vanderbilt ... Each SEC Basketball Legend will be recognized at half-time of his institution's first game at the tournament.

O'Bryant To Play In McDonald's Game, March 30; Also Now in Jordan Game, April 16

LSU men's basketball signee Johnny O'Bryant of East Side HS in Cleveland, Miss., was named to the East squad for the 2011 McDonald's All-American game, set for March 30 at the United Center in Chicago ... O'Bryant, 6-10 and 260, signed with LSU and Coach Trent Johnson during the fall 2010 signing period and will join the Tigers for the 2011-12 basketball season ... The announcement was made on ESPNU on Thursday afternoon. O'Bryant is ranked 30th on the ESPNU 150 and the seventh-ranked power forward. He is averaging 19.2 points per game, 14.7 rebounds per game and 6.2 blocks per contest for East Side.

Of O'Bryant, Paul Biancardi of ESPNU Recruiting said: "O'Bryant is a true post player whose powerful body and strength allow him to carve out position in the paint. He also has strong hands to rebound and soft hands to score inside." David Telep, ESPN.com's senior basketball recruiting analyst said: He'll be remembered for his size and overall athletic ability. On dozens of occasions at major national events, O'Bryant would complete a spin move or knock down a jumper. The move would defy his size but demonstrate his physical gifts.

On Feb. 19, O'Bryant was named to the rosters for the 2011 Jordan Brand Classic, scheduled for April 16 in Charlotte, N.C. That game will be televised by ESPN2.

Ralston Turner Named All-SEC Freshman

LSU's Ralston Turner from Muscle Shoals, Ala., was named one of the eight players on the league All-Freshman team as chosen by the league coaches announced on Tuesday ... Turner is the first LSU player to make the Coaches All-Freshman team since Anthony Randolph in the 2008 season.

Turner averaged 12.8 points per game in 26 games, missing the first five games of SEC play with a stress reaction in his right foot ... Once he found his form, he finished with seven double figure scoring games in the last eight ... Turner averaged 11.5 points per game in the 11 conference games he participated in.

He was one of eight players to average in double figures overall and one of seven in league plays ... Turner finished 21st in overall league scoring ... He is 10th in the league in three-pointers made per game at 1.8.

About The Last Meeting With Vanderbilt

The game in Baton Rouge on Feb. 26 started out with no indication that Vanderbilt would finish the game with a 90-69 decision ... Both teams shot over 50 percent in the first 20 minutes with LSU making 20-of-35 for 57.1 percent and Vanderbilt did a little better, hitting 15-of-26 for 57.7 percent ... At the half, LSU led by two, 43-41 ... But in the second half only one team continued to shoot the ball over 50 percent and it was the visiting Commodores ... Vandy hit 16-of-31 in the second half (51 percent) and 5-of-11 in the second half from the arc, including 12-of-15 free

throws ... In the meantime, LSU hit just 8-of-32 shots for 25 percent and for the game hit just 8-of-14 free throws, while Vandy made 18-of-28 ... LSU out rebounded Vandy, 38-37 ... Vandy outscored LSU, 49-26, in the second half.

LSU has lost five straight to the Commodores since the Tigers two wins over Vandy in 2006 ... LSU leads the series, 5-4, on neutral sites.

Season 40 Done At PMAC

It was the 1971-72 season that the first game was played in the then LSU Assembly Center, although the Tigers had to open on the road for the first five games before returning home to open the building on Jan. 3, 1972 against Vanderbilt, an 80-73 loss. The Tigers got their first win in the building on Jan. 6, 1972 against Georgetown, 90-71.

LSU is 461-164 all-time in the building and 214-128 in SEC home games in the PMAC ... Trent Johnson is 10-14 in his career in SEC home games ... LSU finished 8-10 overall home, 1-7 in league play ... The 2010-11 season was the first losing season for the Tigers in the history of the PMAC ... Twice before, in 1975 (6-6) and 1998 (8-8) did the Tigers have break-even records.

On The Road

The State win (2/23) marked the second conference win of the season and left LSU 2-6 in the league on the road ... LSU was 3-8 in road games this year, 3-10 in all games away from the PMAC.

The win by the Tigers at South Alabama on Nov. 28 marked the first win on an opponent's home court since the Tigers beat Kentucky on Feb. 28, 2009 ... Between home and neutral courts a year ago, LSU was 0-13, compared to the championship year of 2009 when LSU was 8-6, including 6-3 in SEC play ... LSU's win at Auburn (1/8) was its second road win of the year ... In program history, LSU is 403-577 on opponent's home courts ... Trent Johnson is 9-20 in true road games and 11-30 in all games away from the Maravich Center .

LSU Second In SEC Titles Over Last 30 Years

LSU has won 10 Southeastern Conference titles in its first 102 seasons and six of those have come since the 1980-81 season, which is second only to the 12 that Kentucky has won during that time period. Florida is third with four. Tennessee (3), Mississippi State (2), Alabama (2) and Arkansas (2) are the only ones with multiple conference regular season titles in that time period.

Shooting The Ball

LSU's streak of shooting over 40 percent in SEC play ended after seven games after shooting just 36.5 percent against Auburn ... For the first eight games of league play, LSU shot just 35.4 percent, shooting over 40 percent in just the January Auburn game from Dec. 16 through Feb. 5.

LSU finishes the regular season shooting 40.3 percent from the floor (674-of-1672), 10th in the league ... LSU shot for the 16 SEC games, 38.8 percent (333-of-858).

Opponents made 36 more field goals and shot 41.7 percent, while the conference games saw opponents made 55 more field goals in just 29 more attempts and shoot 43.9 percent.

Three times this season, LSU has been able to shoot at least 50 percent from the field (against Northwestern State, 11/12; at South Alabama, 11/28; and, Houston, 11/30) ... The Tigers are 3-0 this year and 10-0 since Trent Johnson's LSU tenure began when the team shoots 50 percent or better.

The Northwestern State game (24-of-40, 60 percent) marked the first time LSU shot 60 percent from the field since shooting 63.6 percent against Grambling State on Dec. 13, 2008.

The Arc

With its three treys in the Arkansas game (2/12), LSU surpassed the 141 treys it made a year ago which was the lowest total of three-point makes since 1988 ... LSU is now this year at 172-of-548 (31.4 percent) ... Last year, LSU made 4.5 threes a game, compared to 5.5 a game this year ... LSU posted the majority of its numbers in the non-conference schedule as its league total is only 75-of-285 or 26.3 percent in league games.

Andre Stringer is the team leader in threes at 55, with Ralston Turner making 48 and Matt Derenbecker 36 ... The three freshmen have combined to make 80.8 percent of LSU's three-pointers (139-of-172).

The South Alabama game, with LSU making 70.6 percent, marked the first time LSU had hit 70 percent in a game since Jan. 7, 1989 when LSU was 7-of-9 from the three-point line against Auburn (77.8 percent) ... Twice this season at South Alabama and at Rice, LSU has made 12 treys ... The nine treys at Mississippi State (2/23) was the most for the SEC slate and the fourth most this year by the Tigers.

While LSU has made one more three-pointer than opponents in the entire season, opponents have made 25 more treys in SEC games in 17 less attempts.

The Free Throws

LSU's season percentage is now at 66.2 percent (421-636) for the season ... LSU averaged 70

TIGER TRENDS

LSU RECORD...	10-11	COACH JERA
In November	5-2	13-4
In December	3-4	14-7
In January	2-5	9-16
In February	1-7	10-14
In March	0-2	3-7
In April		
LSU vs. AP Ranked Opponents		
At home	0-2	0-6
On the road	0-1	0-2
Neutral	0-1	1-3
LSU's Record in Games...		
Decided by 5 pts or less	3-2	12-7
Decided by 10 pts or less	5-10	20-24
Decided by 11 pts or more	6-10	29-24
At night	10-13	36-28
During the day	1-7	12-20
Decided in Overtime	1-1	2-2
Televised	8-18	27-44
LSU's Record When Scoring...		
Less than 60 points	2-11	4-29
60-69 points	2-9	11-15
70-79 points	4-0	17-3
80-89 points	3-0	13-1
90-99 points		4-0
100 or more points		
LSU's Record When Allowing...		
Less than 60 points	7-1	21-4
60-69 points	2-7	19-15
70-79 points	1-9	7-24
80-89 points	1-2	1-9
90-99 points	0-1	1-2
100 or more points		
LSU's Record When...		
Leading at the half	11-6	39-14
Losing at the half	0-14	7-35
Tied at the half		3-2
Lead 10 minutes left	10-2	42-5
Losing 10 minutes left	1-18	5-42
Tied 10 minutes left		2-1
Lead 5 minutes left	10-1	43-2
Losing 5 minutes left	1-18	5-45
Tied 5 minutes left	0-1	1-1
LSU's Record When Shooting...		
50% or higher	3-0	10-0
Less than 50%	8-20	39-48
Better than opponent	10-2	44-6
Worse than opponent	1-18	5-42
Even Shooting		
More 3PT FGs than opp.	3-7	19-11
LSU's Record When...		
Outrebounding opp.	9-5	39-14
Outrebounded by opp.	2-15	8-33
Equal rebounds		2-1
LSU's Record When Committing...		
Fewer TO than opp.	4-7	27-18
More TO than opp.	7-11	18-25
Equal TO	0-2	4-5
15 or fewer TO	7-11	33-34

TRENT JOHNSON ERA INDIVIDUAL SUPERLATIVES

Points

1. 41 Tasmin Mitchell - at Miss. St. (2-11-09)
2. 38 Tasmin Mitchell - vs. Aub. (1-20-10)
3. 33 Marcus Thornton - vs. SE La (1-3-09)
4. 32 Marcus Thornton - vs. Fla. (2-24-09)
5. 31 Marcus Thornton - vs. Miss. St. (1-21-09)
6. 30 Marcus Thornton - 3 times
6. 30 Tasmin Mitchell - vs. SC (1-14-09)

FG Made

1. 15 Tasmin Mitchell - vs. Aub (1-20-10)
2. **12 Storm Warren - vs. Vandy (2-26-11)**
2. 12 Tasmin Mitchell - at Miss. St. (2-11-09)
2. 12 Tasmin Mitchell - at Georgia (2-4-09)
4. 11 Tasmin Mitchell - vs. Nicholls (12-17-09)
4. 11 Marcus Thornton - 3 times

3FG Made

1. 6 Marcus Thornton - vs. Florida (2/24/09)
2. **5 Matt Derenbecker - at Ole Miss (2/9/11)**
2. **5 Ralston Turner - vs. Wichita (12/18/10)**
2. 5 Marcus Thornton - twice
2. 5 Bo Spencer - twice
8. **4 Andre Stringer - five times**
8. **4 Aaron Dotson - at S. Alabama (11/28/10)**
8. **4 Ralston Turner - at Rice (12/29/10)**
8. 4 15 other times

FT Made

1. 15 - Tasmin Mitchell - vs. Miss. St (2-11-09)
2. 12 - Marcus Thornton - Auburn (2-21-09)
3. **11 - Andre Stringer - vs. Houston (11/30/10)**
3. 11 - Tasmin Mitchell - NW State (12-12-09)
5. 10 - Marcus Thornton - Florida (2-24-09)
5. 10 - Tasmin Mitchell twice

Rebounds

1. 18 Tasmin Mitchell - vs. SE La. (12-14-09)
2. 17 Tasmin Mitchell - vs. Tennessee (2-4-10)
3. **16 Storm Warren - vs. NW State (12/12/09)**
3. **16 Storm Warren - vs. UL-Laf (12-1-09)**
5. **15 Malcolm White - vs. UT-Martin (11/18/10)**
5. 15 Tasmin Mitchell - Cal St Full (12/2/08)

Assists

1. 9 Garrett Temple - vs. Ole Miss (2/14/09)
1. 9 Garrett Temple - vs. Ole Miss (1/17/09)
3. **8 Chris Bass -- at Rice (12/29/10)**
4. **7 Andre Stringer -- vs. Arkansas (1/12/11)**
4. 7 Garrett Temple - vs. Cal St Full (12/2/08)
5. 6 Bo Spencer 1; Garrett Temple - 4; Chris Bass - 5 times

Blocks

1. 7 Chris Johnson - vs. Arkansas (1/31/09)
2. **6 Malcolm White -- at Alabama (1/29/11)**
2. 6 Chris Johnson - twice
5. 5 Chris Johnson - Nicholls State (12/17/08)

Steals

1. 7 Marcus Thornton - vs. Arkansas (2/18/09)
2. 6 Tasmin Mitchell - vs. UL-Laf (12/31/08)
2. 6 Garrett Temple - twice
5. 5 Tasmin Mitchell - vs. Kentucky (2/28/09)
5. 5 Garrett Temple - vs. Xavier (1/24/09)
5. 5 Bo Spencer - vs. S. Carolina (1/14/09)
5. 5 Storm Warren - vs. Arkansas (2/24/10)
5. 5 Chris Bass - NW State (11/12/10)

percent from the stripe in the first eight games of the season, but in the SEC games is 179-of-277 (64.6 percent) ... In the SEC games, LSU has shot 70 percent or better just six games and under 60 percent in nine league games.

Andre Stringer leads the team at 76.2 percent (93-of-122), while Eddie Ludwig is at 75 percent (48-of-64) ... Matt Derenbecker (71.4), Ralston Turner (71.1) and Aaron Dotson (70.2) are all over 70 percent for the season ... Turner has made 14-of-15 free throws over the last three games.

Other teams have dominated LSU at the line as opponents over the entire season have made 56 more free throws with 42 more attempts and in league play opponents are plus-64 on 56 more attempts.

Player Efficiency Quota

Like the quarterback ratings in the NFL, the NBA uses an efficiency scale to determine its top players ... It's the plus or minus number coaches look at when determining the success of a players game night ... The quotient is based on a plus-minus + total of: (Points + Rebounds + Assists + Steals + Blocks) minus ((Field Goal Attempts - Field Goals Made) + (Free Throw Attempts - Free Throws Made) + Turnovers) ... Here are some of the best games this year for LSU players based on the Efficiency Quota with the top game of the year coming just last Saturday when Storm Warren posted a +28 (24 points, eight rebounds, no turnovers):

+28 -- Storm Warren, vs. Vanderbilt

+25 - Aaron Dotson, vs. Memphis

+24 - Storm Warren, vs. Houston

+22 - Andre Stringer, vs. South Alabama

+22 - Garrett Green, vs. Wichita State

+22 - Malcolm White, vs. Southern

+21 - Garrett Green, vs. Auburn

Aaron Dotson

Dotson came in at a time when LSU most needed a spark as the Tigers struggled to recover from the opening push by Mississippi State (2/23) that put LSU down, 24-11 ... Dotson started the three-point parade that led to eight first-half treys with two early as part of a 16-point game, his third double figure SEC game and the second best scoring game of his career.

Dotson has scored 37 points and made 11-of-23 field goal attempts (5-10 treys) in the last four games of the season.

A knee injury at Rainier Beach HS caused him to miss most of his senior season after signing with LSU and it shook his confidence as a college freshman ... Against Northwestern State (11/12), Dotson hit 5-of-5 field goals (one of only two players in the SEC to be perfect from the field on opening night) and scored 17 points in 27 minutes of play ... He is averaging 7.0 points per game, compared to his freshman average of 3.2 points a season ago ... Dotson has made 21 treys compared to seven his freshman year and upped his three-point percentage from 15.2 percent in 2010 to 38.9 percent in 2011.

Chris Bass Turning Assist Numbers

The junior, whose brother Brandon, was 2005 SEC Player of the Year at LSU and plays now for the NBA Orlando Magic, last year was one of the tops in the SEC in assist-to-turnover ratio with 97 assists and just 38 turnovers ... Only in four games this year has he not had an equal or positive assist-to-turnover ratio and had the best game of his career at Rice (12/29) when he had eight assists and just one turnover in 24 minutes of play ... For Bass, it marked the first eight assist game for an LSU player since Garrett Temple had nine in 2009 ... Against Vanderbilt, Bass had his second best of game of six assists, the sixth time in his career he has had six assists in a game.

Bass now has 77 assists and 42 turnovers for the season ... In his career, Bass now has 217 assists and 94 turnovers (career 2.3 assist-to-turnover ratio) ... Now that he is at 200 assists, he is the 28th player in LSU basketball history to record 200 career assists.

Andre Stringer

The freshman from Jackson had a unique streak of being the Tigers top scorer in each of the first six games and double figures for the first seven ... He is second on the team in scoring at 11.1 points per game ... He had his third best scoring game of the season of 19 against South Carolina (2/2) and followed it up with a 15-point effort in the first game against Mississippi State (2/5) ... He has made four treys in a game five times and has 55 for the season (55-of-187), 29.4 percent ... Stringer has been compared to Darrel Mitchell, the point guard who could also shoot the three in 2006 when LSU went to the NCAA Final Four ... Against Arkansas (1/12), Stringer had seven assists and just two turnovers ... He has had seven games in double figures in SEC play ... In the tournament, he will be looking to break a 2-of-11 shooting slump over the last two games, including 1-of-9 from the arc.

Ralston Turner

Turner's delayed SEC start was a work in progress as he got his rhythm and conditioning back after missing the first five league games with a stress reaction in his right foot suffered in the Jan. 2 UVA game ... But in seven of the last eight games, Turner has been rolling:

At Ole Miss (2/9) – 16 points, 3 treys, 37 minutes

At Arkansas (2/12) – 10 points, 3 assists, 31 minutes

Vs. Alabama (2/17) – 17 pts, 2 treys, 1 assist, 35 minutes

Vs. Florida (2/20) – 18 pts, 2 treys, 4 assists, 35 minutes

At Miss. State (2/23) – 12 pts, 2 treys, 3 assists, 35 minutes

Vs. Vanderbilt (2/26) – 18 pts, 6-12 FG, 4-4 FT, 2 treys, 32 minutes

At Georgia (3/2) -- 18 pts, 4-9 FG, 9-9 FT, 1 trey, 28 minutes

The freshman had the second best game by any LSU player this season against McNeese State (12/16), scoring 23 points ... But what he did against Wichita (12/18) may have been even more impressive as he scored all 21 points in the second half to lead LSU to a rally from 17 down in the first half to take the lead ... He became the first player this season to post back-to-back 20-plus point games and he had five treys in the game, tied for the second most by a player in the Trent Johnson era at LSU ... He is the leader on the team in overall scoring average at 12.8 points per game and his SEC average to 11.5 a contest ... He also became the first Tiger in almost a year to play more than 40 minutes, playing 41 in the overtime contest with McNeese ... Turner started the first 15 games for LSU, and all 26 he has played in.

Freshman Scoring

Turner and Stringer are leading the freshman scoring group for the team that has accounted for over 46 percent of the scoring and 45 of LSU's 77 double figure scoring games this season (Stringer 18, Turner 18, Matt Derenbecker 9).

Tigers Very Young, According to Pomeroy

This team with no seniors is one of the youngest in Division I basketball this year, ranked 327th youngest of 345 teams, according to the latest rankings of Ken Pomeroy at kenpom.com ... In fact, LSU is ranked youngest in the SEC. just ahead of South Carolina at 324.

Storm Warren

Warren is healthy after battling tendonitis in his right Achilles that has hampered him since the Jan. 2 game against Virginia prior to the start of SEC play ... His last four games show how important he has been to getting some offense going for LSU:

At Miss. State (2-23) – 14 points, 5-12 FG, 4-5 FT, 5 reb, 2 steals

Vanderbilt (2-26) – 24 points, 12-20 FG, 8 reb, 1 blk, 2 steals

At Georgia (3-2) – 12 points, 6-10 FG, 6 reb, 1 steal

Auburn (3-5) – 14 points, 7-12 FG, 6 reb, 2 blks, 3 steals

In the four games, Warren has scored 64 points (16.0 ppg), 30-of-54 field goal attempts, 25 rebounds.

Warren's 24 points against Vanderbilt was the best of his career and the best by an LSU player this season ... It was one of those perfect stat games, making 12 of 20 field goals, tying for the most field goals made by an individual in an SEC game this year. He missed just eight shots, had no turnovers and added eight rebounds, an assist, a block and two steals in 34 minutes.

The veteran member returned to the starting lineup after being limited for the first month of SEC play because of tendonitis in his right Achilles at Ole Miss (2/9), scoring 10 points with two blocks in 20 minutes ... He had played in 48 consecutive games dating back to the end of the 2009 regular season until missing the game at Virginia (1/2) ... He had his second double double of the season at home against Houston (11/30) with 12 points and 11 rebounds ... He now has 11 career double doubles ... The other this year came against UT-Martin (11/18) when he also had 12 points and 11 rebounds ... He had one of his double doubles as a freshman, eight last season and now two as a junior ... He was two off his career high in boards when he pulled down 14 against Nicholls State (11/16) ... He is averaging a team best 5.7 rebounds a game this season and 7.5 points per game, fourth on the team.

Malcolm White

White became the 38th player in LSU history to grab at least 15 rebounds in a game, hitting that number against UTM (11/18) in recording his first collegiate double double ... White, who played at Ole Miss for two seasons, before transferring and sitting out last year under NCAA transfer rules, had 12 points, 15 rebounds and three blocks in 31 minutes ... White came off the bench for the first time at LSU against Southern (12/27) with 15 points and 11 rebounds ... He is averaging 7.7 points (third on the team) and 5.2 rebounds a game with his fourth double figure

SCORING BREAKDOWN

CLASS	PTS	PCT.			
Freshmen	902	46.5			
Sophomores	335	17.2			
Juniors	704	36.3			
SCORING	PTS	PCT.			
Starters	1415	72.9			
Bench	526	27.1			
POINTS IN PAINT	PTS	APG			
LSU	688	22.2			
Opponents	844	27.2			
POINTS OFF TO	PTS	APG			
LSU	369	11.9			
Opponents	501	16.2			
SECOND CHANCE POINTS	PTS	APG			
LSU	326	10.5			
Opponents	307	9.9			
BENCH SCORING	PTS	APG			
LSU	526	17.0			
Opponents	583	18.9			
FT% LAST 5 MINUTES (SEC Games)		PCT			
LSU (36-60, 60.0%)	105-158	66.5			
Opponents (64-76, 84.2%)	143-185	77.3			
FG% LAST 5 MINUTES (SEC Games)		PCT			
LSU (36-99, 36.4%)	90-211	42.7			
Opponents (44-103, 42.7%)	95-212	44.8			
3FG% LAST 5 MINUTES (SEC Games)		PCT			
LSU (7-35, 20.0%)	22-83	26.5			
Opponents (7-31, 22.6%)	22-72	30.6			
W-L RECORDS OF STARTING LINEUPS (G, G, F, F, F, F or G,G,G,F,F)					
1-1 -- Bass, Turner, Dotson, White, Warren					
6-4 -- Stringer, Turner, Dotson, White, Warren					
1-0 -- Stringer, Turner, Dotson, Green, Warren					
2-1 -- Stringer, Derenbecker, Dotson, White, Ludwig					
0-2 -- Stringer, Turner, Dotson, White, Green					
0-2 -- Stringer, Turner, Dotson, White, Ludwig					
0-1 -- Stringer, Derenbecker, Dotson, White, Green					
0-1 -- Stringer, Derenbecker, Turner, White, Ludwig					
0-1 -- Stringer, Derenbecker, Turner, White, Green					
1-6 -- Stringer, Derenbecker, Turner, White, Warren					
LEADING SCORERS -- Stringer 11, Turner 7, Derenbecker 5, White 4, Green 3, Warren 2, Dotson 1					
LEADING REBOUNDERS -- Warren 11, Green 8, White 6, Turner 2, Ludwig 3, Derenbecker 2					
LEADING ASSISTS -- Stringer 14, Bass 13, Dotson 8, Ludwig 3, Turner 4, Derenbecker 1, Green 1					
TOTAL DUNKS -- White 20, Green 12, Warren 10, Dotson 3, Turner 3, Courtney 1, Bass 1, Ludwig 1.					
DOUBLE FIGURE SCORING GAMES -- Stringer 18, Turner 18, White 12, Green 9, Warren 9, Derenbecker 9, Dotson 7, Ludwig 1.					
DOUBLE DOUBLE -- Warren 2, White 2, Green 2					
PLAYERS SCORING IN DOUBLE FIGURES BY GAME					
0	1	2	3	4	5 or more
	3	12	11	3	2

STREAKING...

Consecutive Games in Double Figures...

Storm Warren 4

Consecutive Games Without Fouling Out...

Chris Bass 44
Daron Populist 34
Matt Derenbecker 31
Jalen Courtney 17
Aaron Dotson 17
Andre Stringer 17
Eddie Ludwig 17
Malcolm White 10
Ralston Turner 9
Garrett Green 8
Storm Warren 0

Consecutive Gms. 3PT FG

Ralston Turner 9
Matt Derenbecker 2
Andre Stringer 1

Consecutive Games Scored in

Andre Stringer 31
Ralston Turner 26
Malcolm White 13
Storm Warren 9
Aaron Dotson 7
Garrett Green 7
Chris Bass 2
Matt Derenbecker 2
Eddie Ludwig 1

Consecutive Games Started

Andre Stringer 29
Malcolm White 18
Ralston Turner 11
Storm Warren 8
Matt Derenbecker 8

rebound game at Ole Miss (2/9) with 11 ... At Alabama (1/29), he recorded six blocks, the most since Chris Johnson blocked six in January 2009 and in the rematch against Alabama (2/17) had his best SEC scoring game with 14 points on 6-of-13 shooting ... He has had 12 double figure scoring games this year, but none in the last five games.

Garrett Green

Green is probably the healthiest he has been at LSU fighting back problems all through his career ... Green was on his game at Mississippi State (2/23) for 12 points, eight boards and 6-of-7 shooting ... Starting with the Wichita (12/18) game, things came up good for Green as he recorded career highs in minutes, points and rebounds to record his first double double with 15 points and 13 rebounds ... He recorded his second double double against Arkansas (1/12) with 10 points and 10 rebounds and just missed out on a third double double with 12-points, nine rebound s versus South Carolina (2/2) ... Green is now averaging 6.5 points for the season and 5.2 rebounds ... He had 10 points with seven boards, two assists and no turnovers in 28 minutes against Alabama (2/17).

Comparing seasons, Green played 320 minutes in 30 games last year and already has 564 minutes this season ... Green was 8-of-27 from the free throw line last year, this year while still struggling at times has made 32-of-73 ... From the field he shot 33.8 percent last year, 45.3 percent this year ... He has doubled his rebound average from 2.5 to 5.4 and after scoring 108 points in his first two seasons combined, Green has posted 201 points this year.

Matt Derenbecker

The freshman all-state player from Metairie Park Country Day stepped into the starting lineup for LSU at Auburn (1/8) and in his first college start, played 39 minutes, hitting 6-of-12 field goals, including three treys to finish with 15 points and 8 rebounds ... He followed that up in the Arkansas game (1/12) with another double figure start with 12 points and eight boards in 38 minutes ... His 19-point game of at Ole Miss (2/9) that included a co-team season high five treys ... Derenbecker is averaging 6.6 points per game ... In the league, he is averaging 8.3 points a game, third best on the team.

Eddie Ludwig

Ludwig comes off the bench at one of the forward positions when needed, averaging 15.2 points per game ... In the season finale, he had seven points ... His only double figure game came at Tennessee (1-26) with 12 points.

Daron Populist

The second-year walk-on has been getting more play as of late and Populist proved to be his usual unflappable self when he played 11 minutes versus Florida (2/20), scoring two points with two rebounds and three assists ... Even better, no turnovers ... Populist has played more games, 18, than he did a year ago.

LSU's NBA Lineup in State of Flux

The NBA wheeling and dealing of trade deadline week shipped two former LSU players to new home cities and D-League All-Star Chris Johnson is back in the league wrapping up a 10-day contract for the second time this season, this time with the Boston Celtics. So now there are seven former LSU players in the NBA.

Brandon Bass, Orlando Magic - 2nd season with Orlando, sixth in NBA

Glen Davis, Boston Celtics - 4th season with Boston

Chris Johnson, Boston Celtics - 2nd NBA 10-day contract, with Portland earlier in the season

Shaquille O'Neal, Boston Celtics - 1st season with Boston, 19th in the NBA

Anthony Randolph, Timberwolves - part of Anthony deal, traded from Knicks, 3rd in the NBA

Tyrus Thomas, Charlotte Bobcats - 1st full season with Charlotte, fifth in NBA

Marcus Thornton, Sacramento - 2nd season in league ... formerly of the New Orleans Hornets

The NBA D-League features former LSU point guard Randy Livingston in his first season as the head coach of the Idaho Stampede. Rookie Tasmin Mitchell and now Garrett Temple are playing for the Erie Bayhawks, while Darnell Lazare is on the roster of the Maine Red Claws. Lazare was a member of the 2006 Final Four team. Ronald Dupree, who had a short stint with Toronto earlier in the season, has joined the Utah Flash.

LSU Adds Two Important Signees During Early Signing Period; One Redshirt Waits To Play

Coach Trent Johnson signed two players in the early signing period and has one redshirt waiting to join the team for the 2011-12 men's basketball campaign.

The players are John Isaac, a 6-4, 215-pound guard from New Llano, La., who attends Pickering High School; and, Johnny O'Bryant, a 6-9, 245-pound power forward from Cleveland,

Miss., and East Side HS.

"It is a good day for Tiger basketball," said Coach Johnson. "Obviously, these are two quality young men who happen to be very, very good basketball players. They fit into the direction in which our program is headed, and that means playing elite level college basketball."

Isaac missed all of last season with a torn left ACL, but as a sophomore he averaged a double double with 18.5 points and 11.5 rebounds. He shot 59 percent from the field and averaged 8.6 assists and 1.8 steals. He was First-Team All-District that year in his fourth season of varsity competition for Pickering. He has been a starter on the Pickering varsity since the seventh grade.

O'Bryant is the nation's No. 6 ranked power forward by ESPNU (21st overall in the country) and the No. 8 power forward and nation's 38th player overall according to Rivals.com.

He averaged 15 points and 7.2 rebounds last season as a junior as East reached the Class 3A semifinals. Two years ago, O'Bryant was a member of the USA Basketball U16 team that captured gold in Mendoza, Argentina at the FIBA Americas Championship and followed that up with another gold medal in Hamburg, Germany with the U17 national team.

Also, it should be remembered that also waiting to play for LSU in the 2011-12 season is 6-11 center Justin Hamilton, a transfer after playing for two years at Iowa State ... He is practicing with the team this year.

MISCELLANEOUS SEC TOURNAMENT NOTES FOR LSU

All-Tournament LSU Players

DeWayne Scales -- 1980
Durand "Rudy" Macklin -- 1980
Howard Carter -- 1981
John Williams -- 1986
Nikita Wilson -- 1987
Anthony Wilson -- 1987
Jamie Brandon -- 1993
Geert Hammink -- 1993
Antonio Hudson -- 2002, 2005
Ronald Dupree -- 2003
Brandon Bass -- 2005
Glen Davis -- 2006

Tourney MVPs From LSU

DeWayne Scales -- 1980
John Williams -- 1986

Leading Scorers From LSU

Joe Bill Adcock -- 1946 -- 74 pts
DeWayne Scales -- 1980 -- 68 pts
Anthony Wilson -- 1987 -- 79 pts
Antonio Hudson -- 2000 -- 63 pts

LSU SEC Tourney Records

Against The Field
Alabama -- 2-5
Arkansas -- 1-2
Auburn -- 5-3
Florida -- 8-2
Georgia -- 5-3
Kentucky -- 2-14
Ole Miss 5-3
Miss. State -- 2-3
South Carolina -- 0-3
Tennessee -- 3-7
Vanderbilt -- 6-3

SEC Basketball Living Legends From LSU

1999 -- Bob Pettit
2000 -- Durand "Rudy" Macklin
2001 -- Joe Dean
2002 -- Ricky Blanton
2003 -- Pistol Pete Maravich
2004 -- Dale Brown
2005 -- Bobby Lowther
2006 -- Dick Maile
2007 -- Collis Temple, Jr.
2008 -- Frank Brian
2009 -- Ethan Martin
2010 -- Ned Clark
2011 -- Howard Carter

Division Seeds For LSU

West 1 -- 2000, 2006, 2009
West 2 -- 1992, 1993, 2004, 2005
West 3 -- 2003
West 4 -- 2002, 2008
West 5 -- 1994, 1995
West 6 -- 1996, 1997, 1998, 1999, 2001, 2007,
2010, 2011



Garrett Green

Forward * 6-11 * 230 * Junior * 2L * Woodland Hills, Calif. (Taft HS)

3

Top Performances

Points

Season:	18, at Auburn, 1/8/11
Career:	18, at Auburn, 1/8/11

Rebounds

Season:	13, vs. Wichita St., 12/18/10
Career:	13, vs. Wichita St., 12/18/10

Field Goals Made

Season:	9, at Auburn, 1/8/11
Career:	9, at Auburn, 1/8/11

3 PT FG Made

Season:	2, at Kentucky, 1/15/11
Career:	2, at Kentucky, 1/15/11

Free Throws Made

Season:	8, twice
Career:	8, twice

Assists

Season:	1, six times
Career:	3, at Florida, 1/16/10

Blocks

Season:	2, twice
Career:	2, four times

Steals

Season:	3, vs. Centenary, 11/24/10
Career:	3, twice

Minutes Played

Season:	34, vs. Arkansas, 1/12/11
Career:	34, vs. Arkansas, 1/12/11

Top Career Scoring Games

- 18 -- at Auburn, 1/8/11
- 15 -- vs. Wichita State, 12/18/10
- 13 -- at Kentucky, 1/15/11
- 12 -- at Miss. State, 2/23/11
- 12 -- vs. South Carolina, 2/2/11
- 12 -- at Virginia, 1/2/11
- 10 -- vs. Alabama, 2/17/11
- 10 -- vs. Arkansas, 1/12/11
- 10 -- vs. North Texas, 12/22/10
- 9 -- vs. Coastal Carolina, 12/13/10

2008 SEC Freshman Academic Honor Roll

Junior Season (2010-11)


Had a career high of eight against Memphis (11/21) ... Equaled career high in points and set career high in rebounds against Centenary (11/24) ... Career high of nine points on 4-of-6 shooting and two blocks against Coastal Carolina (12/13) ... Had first career double-double and high marks in points, rebounds, minutes played against Wichita (12/18) ... Made it back-to-back double figure games against North Texas (12/22) ... Made his first start of the season vs. Southern (12/27) ... Started against Rice as well (12/29) ... Came off the bench to hit 6-of-9 field goals at Virginia (1/2) and post his third double figure game of 12 points ... Again off the bench was a big factor in first conference game win at Auburn with 18 points on 9-of-11 field goal shooting ... Green had his second double double of his career and his fifth double figure game in the last seven, with 10 pts-10 rebs against Arkansas (1/12) ... Made it four straight double figure games with 13 points and nine boards at Kentucky (1/15) ... Had fifth double figure game in league play vs. Alabama (2/17) with 10 points on 4-of-6 shooting in 28 minutes off bench ... Posted his sixth SEC double figure scoring game against Miss. State (2/23) with 10 second half points.

Green's Game-by-Game Statistics

2010-11	OPONENT	MIN	FG	3FG	FT	REB	PF/D	A	TO	BLK	STL	PTS
Northwestern State	11	1-1	0-0	0-0	6	2-0	0	1	0	0	2	
Nicholls	5	0-1	0-0	0-2	4	1-0	1	0	0	0	0	
Tennessee-Martin	5	1-2	0-0	1-2	3	1-0	0	1	0	1	3	
Memphis (Tupelo)	13	4-7	0-0	0-1	4	5-1	0	0	1	1	8	
Centenary	16	4-9	0-1	0-2	9	1-0	0	0	0	3	8	
at South Alabama	11	0-3	0-0	0-0	5	3-0	0	3	0	1	0	
Houston	14	1-6	0-1	2-4	5	2-0	0	2	0	1	4	
Central Michigan	6	1-1	0-0	0-0	3	0-0	0	0	0	0	2	
Coastal Carolina	20	4-6	0-0	1-3	4	1-0	0	0	2	0	9	
McNeese State	14	1-4	1-1	0-0	3	2-0	1	0	0	0	3	
Wichita St. (Bossier)	33	3-7	1-1	8-12	13	3-0	0	1	2	1	15	
North Texas	16	5-10	0-0	0-0	5	4-0	1	3	0	1	10	
Southern	15	1-6	0-0	1-2	4	3-0	0	2	1	0	3	
at Rice	12	2-5	0-0	0-0	3	3-0	0	0	0	1	4	
at Virginia	27	6-9	0-1	0-2	5	2-0	0	3	1	1	12	
at Auburn	28	9-11	0-0	0-0	5	3-0	1	3	1	1	18	
Arkansas	34	4-10	0-2	2-7	10	3-0	1	1	1	1	10	
at Kentucky	26	5-16	2-5	1-2	9	4-0	0	2	1	0	13	
Ole Miss	32	2-8	0-2	1-4	1	2-0	0	0	1	1	5	
at Tennessee	25	3-8	0-1	0-0	3	2-0	0	2	0	0	6	
at Alabama	24	3-9	0-0	0-2	5	2-0	1	4	0	0	6	
South Carolina	28	2-3	0-1	8-11	9	1-0	0	0	0	1	12	
Mississippi State	25	3-8	1-2	1-2	8	5-1	1	0	0	1	8	
at Ole Miss	15	0-1	0-0	0-0	3	2-0	1	2	1	0	0	
at Arkansas	6	2-4	0-0	0-0	3	3-0	0	2	0	0	4	
Alabama	28	4-6	0-1	2-3	7	3-0	2	0	0	0	10	
Florida	12	0-2	0-0	1-2	4	2-0	0	0	0	0	1	
at Miss. State	22	6-7	0-0	0-1	8	4-0	0	1	0	0	12	
Vanderbilt	15	3-5	0-0	0-3	7	3-0	1	1	0	0	6	
at Georgia	18	1-3	0-0	3-6	3	1-0	1	3	0	0	5	
Auburn	8	1-3	0-0	0-0	0	2-0	0	1	0	0	2	
SEC Tournament												

Garrett Green's Career Stats

YEAR	GP-GS	MIN/AVG	FG-FGA	PCT.	3FG-FGA	PCT.	FT-FTA	PCT.	REB-AVG	PF-FO	AST	TO	BLK	STL	PTS-AVG.
07-08	25-1	241-9.6	20-47	.426	2-5	.400	3-7	.429	40-1.6	41-1	3	11	5	1	45-1.6
08-09	Redshirt														
09-10	30-11	320-10.7	27-80	.338	1-4	.250	8-27	.296	74-2.5	51-1	9	30	10	12	63-2.1
10-11	31-5	564-18.2	82-181	.453	5-19	.263	32-73	.438	161-5.2	75-2	12	38	12	16	201-6.5
Totals	86-17	1125-13.1	129-308	.419	8-28	.286	43-107	.402	275-3.2	167-4	24	79	27	29	309-3.6



Chris Bass

Guard * 6-1 * 185 * Junior * 2L *Baton Rouge, La. (Lee Academy Prep)

4

Top Performances

Points	
Season:	6, vs. Central Mich., 12/11/10
Career:	7, twice

Rebounds	
Season:	5, twice
Career:	8, vs. Grambling, 12/13/08

Field Goals Made	
Season:	2, six times
Career:	3, three times

3 PT FG Made	
Season:	1, twice
Career:	2, twice

Free Throws Made	
Season:	2, twice
Career:	3, at Utah, 1/2/10

Assists	
Season:	8, at Rice, 12/29/10
Career:	8, at Rice, 12/29/10

Blocks	
Season:	1, at Miss. State, 2/23/11
Career:	2, vs. Utah, 1/2/10

Steals	
Season:	5, vs. NW St., 11/12/10
Career:	5, vs. NW St., 11/12/10

Minutes Played	
Season:	24, at Rice, 12/29/10
Career:	36, vs. N'western St., 12/12/09

Top Career Scoring Games	
1.	7 vs. Connecticut, 11/25/09
1.	7 vs. ULM, 11/13/09
3.	6 vs. C. Michigan, 12/11/10
3.	6 at Florida, 1/16/10
3.	6 vs. Southeastern, 12/14/09
3.	6 vs. Grambling
7.	5 at Georgia, 3/2/11
7.	5 vs. Kentucky, 2/6/10
7.	5 vs. Louisiana Lafayette, 12/1/09
7.	5 vs. Alabama, 2/8/09

Junior Season (2010-11)

Career high in steals of 5 vs. NW State (11/12) in the opener ... Back on track with assists, getting 5 with no turnovers versus UTM (11/18) ... After starting first two games with 2 assists, 6 turnovers, had 14 assists, 3 turnovers last five games ... Bass hit two free throws in the waning seconds to ice the Central Michigan win (12/11) with a season high six points ... Career high in assists, first player to have 8 or more since 2009 against Rice (12/29) ... Scored 4 vs. Miss. State (2/5), first points since Arkansas game (1/12) ... In second game against State (2/23), a solid 16 minutes with 4 points, 2 assists, no turnovers<

Bass' Game-by-Game Statistics

2010-11

OPPONENT	MIN	FG	3FG	FT	REB	PF/D	A	TO	BLK	STL	PTS
Northwestern State	18	1-1	0-0	2-4	2	2-0	2	5	0	5	4
Nicholls	10	0-0	0-0	0-2	2	0-0	0	1	0	0	0
Tennessee-Martin	16	2-3	0-0	0-0	3	3-0	5	0	0	0	4
Memphis (Tupelo)	17	0-1	0-0	0-0	2	0-0	4	1	1	0	0
Centenary	16	1-2	0-0	1-3	5	1-0	1	1	0	0	3
at South Alabama	12	0-0	0-0	1-4	2	2-0	0	0	0	0	1
Houston	20	1-1	0-0	0-0	1	1-0	4	1	0	0	2
Central Michigan	17	2-5	0-0	2-2	4	0-0	4	3	0	1	6
Coastal Carolina	14	2-2	0-0	0-0	0	2-0	1	1	0	0	4
McNeese State	11	0-1	0-0	0-0	3	0-0	2	1	0	0	0
Wichita St. (Bossier)	20	1-3	0-0	0-0	0	0-0	2	1	0	2	2
North Texas	21	0-2	0-0	0-0	2	1-0	4	2	0	1	0
Southern	15	0-1	0-0	0-0	2	0-0	2	3	0	1	0
at Rice	24	1-2	1-1	0-0	1	0-0	8	1	0	2	3
at Virginia	22	1-5	0-2	0-0	3	2-0	2	2	0	0	2
at Auburn	22	1-3	0-0	1-1	3	1-0	4	4	0	0	3
Arkansas	18	0-3	0-0	2-2	2	2-0	2	0	0	0	2
at Kentucky	29	0-3	0-0	0-0	5	1-0	4	3	0	0	0
Ole Miss	16	0-3	0-1	0-0	1	2-0	2	2	0	0	0
at Tennessee	19	0-1	0-1	0-0	4	0-0	2	1	0	0	0
at Alabama	15	0-2	0-2	0-0	0	0-0	2	3	0	0	0
South Carolina	15	0-1	0-0	0-0	2	1-0	0	0	0	1	0
Mississippi State	14	2-4	0-0	0-0	2	1-0	1	0	0	1	4
at Ole Miss	6	0-1	0-0	0-0	0	0-0	2	0	0	0	0
at Arkansas	9	0-2	0-0	0-0	1	1-0	2	1	0	0	0
Alabama	16	1-4	0-0	0-0	3	0-0	2	1	0	0	2
Florida	6	0-0	0-0	0-0	1	0-0	0	1	0	0	0
at Miss. State	14	2-3	0-0	0-0	1	2-0	2	0	1	1	4
Vanderbilt	17	0-1	0-0	0-0	2	1-0	6	2	0	2	6
at Georgia	13	2-4	0-2	1-2	0	0	1	0	0	0	5
Auburn	24	1-4	0-1	0-0	2	1-0	4	1	0	2	2
SEC Tournament											

Chris Bass' Career Stats

YEAR	GP-GS	MIN/AVG	FG-FGA	PCT.	3FG-FGA	PCT.	FT-FTA	PCT.	REB.-AVG	PF-FO	AST	TO	BLK	STL	PTS-AVG.
08-09	28-0	276/9.9	7-26	.269	4-14	.286	5-14	.357	31-1.1	21-0	43	14	1	5	23-0.8
09-10	31-19	744/24.0	28-84	.333	6-33	.182	8-19	.421	73-2.4	51-3	97	38	5	24	70-2.3
10-11	31-2	506/16.3	21-68	.309	1-10	.100	10-20	.500	61-2.0	27-0	77	42	2	19	53-1.7
Totals	90-21	1526-17.0	56-178	.315	11-57	.193	23-53	.434	165-1.8	99-3	217	94	8	48	146-1.6



Malcolm White

Forward * 6-9 * 225 * Junior * Redshirt Transfer * Baton Rouge, La. * Ole Miss

5

Top LSU Performances

Points
Season: 16, vs. Southern, 12/27/10
Career: 16, vs. Southern, 12/27/10

Rebounds
Season: 15, vs. UT-Martin, 11/18/10
Career: 15, vs. UT-Martin, 11/18/10

Field Goals Made
Season: 7, vs. Southern, 12/27/10
Career: 7, vs. Southern, 12/27/10

3 PT FG Made
Season:
Career:

Free Throws Made
Season: 6, vs. NW St., 11/12/10
Career: 6, vs. NW St., 11/12/10

Assists
Season: 2, vs. UT-Martin, 11/18/10
Career: 2, vs. UT-Martin, 11/18/10

Blocks
Season: 6, at Alabama, 1/29/11
Career: 6, at Alabama, 1/29/11

Steals
Season: 2, vs. C. Michigan, 12/11/10
Career: 2, vs. C. Michigan, 12/11/10

Minutes Played
Season: 40, vs. McNeese, 12/16/10
Career: 40, vs. McNeese, 12/16/10

Top LSU Career Scoring Games

- 16 vs. Southern, 12/27/10
- 14 vs. Alabama, 2/17/11
- 14 vs. Centenary, 11/24/10
- 13 vs. Arkansas, 1/12/11
- 13 vs. McNeese, 12/16/10
- 12 vs. North Texas, 12/22/10
- 12 vs. C. Michigan, 12/11/10
- 12 vs. UT-Martin, 11/18/10
- 12 vs. NW State, 11/12/10
- 11 twice

Junior Season (2010-11)

In first game in over a year, scored 12 points in 34 minutes with three blocks against NW St. (11/12/10) ... Had his first college double-double against UTM (11/18) with 12 points, 15 rebounds (9 offensive) ... Made first six shots and had season best 14 against Centenary (11/24) ... Had his fourth double figure game against C. Michigan (12/11) with 12 ... Just missed a double double with 13 points, nine rebounds in the McNeese win (12/16) ... Sixth double figure scoring game against North Texas (12/22) ... In first non-start of the season, comes off the bench and has his second double double against Southern (12/27) ... Had his third double figure scoring game in last four against Virginia (1/2) ... Just missed htrid double double at Tennessee (Jan. 26) wth nine points and nine rebounds ... Fourth double figure rebound game at Ole Miss (2/9) with 11 ... Had his best SEC game and his fourth double figure game in league play with 14 vs. Alabama (2/17).

White's Game-by-Game Statistics

2009-10	OPPONENT	MIN	FG	3FG	FT	REB	PF/D	A	TO	BLK	STL	PTS
Northwestern State	34	3-8	0-0	6-11	4	4-0	0	4	3	0	12	
Nicholls	10	1-1	0-0	0-0	2	3-0	0	3	1	0	2	
Tennessee-Martin	31	5-13	0-0	2-4	15	2-0	2	3	3	0	12	
Memphis (Tupelo)	17	1-4	0-0	3-4	4	5-1	0	1	1	0	5	
Centenary	21	6-7	0-0	2-2	7	1-0	0	0	0	0	14	
at South Alabama	28	2-4	0-0	0-0	4	2-0	0	0	1	0	4	
Houston	23	4-7	0-0	1-2	2	4-0	0	0	0	1	9	
Central Michigan	30	5-11	0-0	2-4	4	2-0	0	0	2	2	12	
Coastal Carolina	19	2-3	0-0	1-4	3	4-0	0	1	0	0	5	
McNeese State	40	4-5	0-0	5-10	9	3-0	0	2	3	1	13	
Wichita St. (Bossier)	19	1-4	0-0	1-2	1	2-0	0	3	0	0	3	
North Texas	30	4-7	0-0	4-6	7	0-0	0	1	2	0	12	
Southern	24	7-11	0-0	2-4	11	2-0	0	2	3	0	16	
at Rice	13	1-4	0-0	0-0	4	5-1	1	0	0	0	2	
at Virginia	33	3-9	0-0	5-5	6	3-0	1	2	0	0	11	
at Auburn	21	2-6	0-0	3-4	5	4-0	1	2	1	0	7	
Arkansas	25	6-11	0-0	1-2	7	4-0	1	4	1	0	13	
at Kentucky	15	0-3	0-0	0-0	3	5-1	0	1	2	0	0	
Ole Miss	21	2-6	0-0	2-2	4	4-0	0	5	0	1	6	
at Tennessee	26	3-9	0-0	3-5	10	1-0	0	1	1	0	9	
at Alabama	23	3-5	0-0	0-0	0	5-0	0	0	6	0	6	
South Carolina	26	5-11	0-0	0-1	4	2-0	0	4	1	1	10	
Mississippi State	24	3-5	0-0	0-0	9	2-0	0	2	2	1	6	
at Ole Miss	25	3-6	0-0	2-6	11	3-0	0	6	0	0	8	
at Arkansas	29	3-8	0-0	5-6	3	4-0	1	2	0	1	11	
Alabama	30	6-13	0-0	2-2	4	3-0	0	1	1	1	14	
Florida	32	3-10	0-0	0-0	6	3-0	2	0	1	1	6	
at Miss. State	17	1-2	0-0	4-4	4	4-0	1	1	0	0	6	
Vanderbilt	20	0-3	0-0	1-2	1	3-0	2	0	0	0	1	
at Georgia	26	1-2	0-0	0-0	3	2-0	1	2	0	1	2	
Auburn	17	0-1	0-0	2-2	5	4-0	0	2	1	1	2	
SEC Tournament												

Malcolm White's Career Stats

YEAR	GP-GS	MIN/AVG	FG-FGA	PCT.	3FG-FGA	PCT.	FT-FTA	PCT.	REB.-AVG	PF-FO	AST	TO	BLK	STL	PTS-AVG.
10-11	31-30	749-24.2	90-199	.452	0-0	.000	59-94	.628	162-5.2	95-4	13	55	36	12	239-7.7
Totals	31-30	749-24.2	90-199	.452	0-0	.000	59-94	.628	162-5.2	95-4	13	55	36	12	239-7.7



Andre Stringer

Guard * 5-9 * 170 * Freshman * HS * Jackson, Miss. (Forest Park HS)

10

Top Performances

Points

Season:	21, twice
Career:	21, twice

Rebounds

Season:	6, vs. McNeese State, 12/16/10
Career:	6, vs. McNeese State, 12/16/10

Field Goals Made

Season:	7, at S. Alabama, 11/28/10
Career:	7, at S. Alabama, 11/28/10

3 PT FG Made

Season:	4, five times
Career:	4, five times

Free Throws Made

Season:	11, vs. Houston, 11/30/10
Career:	11, vs. Houston, 11/30/10

Assists

Season:	7, vs. Arkansas, 1/12/11
Career:	7, vs. Arkansas, 1/12/11

Blocks

Season:	2, vs. McNeese, 12/16/10
Career:	2, vs. McNeese, 12/16/10

Steals

Season:	3, three times
Career:	3, three times

Minutes Played

Season:	39, at Arkansas, 2/11/11
Career:	39, at Arkansas, 2/11/11

Top Career Scoring Games

- 21 at S. Alabama, 11/28/10
- 21 vs. NW State, 11/12/10
- 19 vs. S. Carolina, 2/2/11
- 19 at Rice, 12/29/10
- 18 vs. Wichita State, 12/18/10
- 16 vs. Coastal Carolina, 12/13/10
- 16 vs. Centenary, 11/24/10
- 15 vs. Miss. State, 2/5/11
- 15 vs. McNeese, 12/16/10
- 15 vs. UT-Martin, 11/18/10

Freshman Season (2010-11)

Hit four treys in the season opener against NW State (11/12), with five assists in scoring 21 points ... Third straight double figure scoring game against UTM (11/18) with 15 points in his first career start ... Led team for fourth straight game in scoring with big second half against Memphis (11/21) ... 26 free throws made in first four games ... Team lead in scoring streak reaches five vs. Centenary (11/24) ... Streak reached six and he was MVP of Coors Classic in Mobile with another 21 point game that included four treys vs. South Alabama (11/28) ... Didn't lead team in scoring for first time this season vs. Houston (11/30), but did have his seventh straight double figure scoring game ... First game not in double figures against C. Michigan (12/11) ... Stringer had four treys for the fourth time against Coast Carolina (12/13) ... Third best scoring game of the season vs. Wichita with 18 (12/18) ... Hit four treys for the fifth time this season at Rice (12/29) ... Career best 7 assists, just two turnovers in Arkansas win (1/12) ... Stringer has the best game of the 2011 point of the season, getting 19 against South Carolina (2/2), two off his season high ... Stringer hit for two treys in win at Miss. State (2/23), 10 points for sixth league game double figure effort.

Stringer's Game-by-Game Statistics

2009-10	OPONENT	MIN	FG	3FG	FT	REB	PF/D	A	TO	BLK	STL	PTS
Northwestern State	25	5-10	4-9	7-10	3	4-0	5	6	0	0	21	
Nicholls	31	4-13	3-8	3-3	2	0-0	3	0	0	0	14	
Tennessee-Martin	32	3-12	1-7	8-9	2	2-0	1	2	0	3	15	
Memphis (Tupelo)	31	2-6	1-3	8-11	2	3-0	2	3	0	1	13	
Centenary	19	5-7	4-6	2-3	0	1-0	4	1	0	1	16	
at South Alabama	30	7-13	4-6	3-4	4	1-0	3	2	1	2	21	
Houston	24	1-6	0-4	11-12	3	3-0	3	4	0	3	13	
Central Michigan	21	1-6	0-2	6-6	1	3-0	0	6	0	1	8	
Coastal Carolina	33	6-15	4-8	0-0	2	3-0	5	2	0	2	16	
McNeese State	38	5-12	2-5	3-4	6	3-0	5	4	2	0	15	
Wichita St. (Bossier)	32	5-15	2-8	6-8	2	2-0	1	2	0	1	18	
North Texas	20	3-4	1-1	0-0	1	4-0	0	1	1	0	7	
Southern	32	2-11	2-8	0-0	5	1-0	4	1	0	0	6	
at Rice	30	5-12	4-8	5-8	0	5-1	4	2	0	2	19	
at Virginia	35	2-6	1-3	1-2	2	0-0	1	2	0	1	6	
at Auburn	37	3-13	2-11	1-3	2	0-0	3	1	0	2	9	
Arkansas	35	2-8	1-5	6-9	4	0-0	7	2	0	1	11	
at Kentucky	30	3-16	0-10	0-0	4	2-0	1	4	0	1	6	
Ole Miss	32	3-6	3-5	2-2	1	1-0	2	2	0	0	11	
at Tennessee	36	1-8	1-8	3-5	2	2-0	3	4	0	1	6	
at Alabama	36	4-7	2-4	3-5	1	1-0	2	1	0	1	13	
South Carolina	36	5-12	3-8	6-7	4	2-0	2	3	0	0	19	
Mississippi State	36	6-14	3-10	0-0	3	3-0	4	2	0	3	15	
at Ole Miss	29	1-8	0-5	0-0	3	4-0	5	2	0	1	2	
at Arkansas	39	1-4	0-2	2-2	0	1-0	4	3	0	1	4	
Alabama	29	0-4	0-2	4-5	2	4-0	2	5	0	3	4	
Florida	28	3-8	2-6	1-2	2	0-0	2	2	0	0	9	
at Miss. State	27	5-12	0-1	4-5	5	3-0	2	1	0	2	10	
Vanderbilt	29	4-14	2-10	0-0	2	0-0	2	4	0	0	10	
at Georgia	31	1-4	0-3	0-0	4	2-0	0	4	0	0	2	
Auburn	31	1-7	1-6	2-2	3	3-0	2	1	0	1	5	

SEC Tournament

Andre Stringer's Career Stats

YEAR	GP-GS	MIN/AVG	FG-FGA	PCT.	3FG-FGA	PCT.	FT-FTA	PCT.	REB.-AVG	PF-FO	AST	TO	BLK	STL	PTS-AVG.
10-11	31-29	951-30.7	98-292	.336	55-187	.294	93-122	.762	72-2.3	63-1	84	79	4	34	344-11.1
Totals	31-29	951-30.7	98-292	.336	55-187	.294	93-122	.762	72-2.3	63-1	84	79	4	34	344-11.1



Eddie Ludwig

Forward * 6-9 * 215 * Sophomore * 1L * Metairie, La. (Metairie Park Country Day)

13

Top Performances

Points

Season: 12, at Tennessee, 1/26/11
 Career: 12, at Tennessee, 1/26/11

Rebounds

Season: 8, vs. Memphis, 11/21/10
 Career: 8, vs. Memphis, 11/21/10

Field Goals Made

Season: 4, at Tennessee, 1/26/11
 Career: 4, at Tennessee, 1/26/11

3 PT FG Made

Season: 1, twice
 Career: 1, twice

Free Throws Made

Season: 5, vs. UT-Martin, 11/18/10
 Career: 5, twice

Assists

Season: 4, twice
 Career: 5, at Arkansas, 2/10/10

Blocks

Season: 1, at Ole Miss, 2/9/11
 Career: 1, four times

Steals

Season: 3, vs. NW St., 11/12/10
 Career: 4, vs. Georgia, 3/6/10

Minutes Played

Season: 32, vs. Memphis, 11/21/10
 Career: 32, vs. Memphis, 11/21/10

Top Career Scoring Games

1. 12 at Tennessee, 1/26/11
2. 9 at Ole Miss, 3/4/10
2. 9 vs. Rice, 12/19/08
4. 8 vs. Memphis, 11/21/10
4. 8 vs. Tennessee (SECT), 3/11/10
6. 7 vs. Auburn, 3/5/11
6. 7 at Kentucky, 1/15/11
8. 6 at Auburn, 1/8/11
8. 6 vs. Centenary, 11/24/10
8. 6 vs. Connecticut, 11/25/09

Sophomore Season (2010-11)

His best game of the year, one point off his career high with 32 minutes with eight points against Memphis (11/21) ... Also had career high eight rebounds and career minutes played (32) ... Limited playing time in mid-December recovering from a blow to the head that required stitches ... Got the first start of the season and second of his career at Virginia (1/2) ... Started SEC opener at Auburn ... Had best SEC game of the year with first career three-pointer at Kentucky, finishing with 7 points (1/15) ... First double figure game of career at Tennessee with 12 points in 25 minutes (1/26)

Ludwig's Game-by-Game Statistics

2010-11

OPPONENT	MIN	FG	3FG	FT	REB	PF/D	A	TO	BLK	STL	PTS
Northwestern State	18	0-0	0-0	4-4	3	5-1	0	2	0	3	4
Nicholls	22	1-2	0-0	2-2	2	3-0	0	2	0	0	4
Tennessee-Martin	12	0-0	0-0	5-6	1	2-0	0	0	0	0	5
Memphis (Tupelo)	32	3-7	0-2	2-2	8	3-0	1	2	0	1	8
Centenary	24	2-5	0-0	2-3	5	2-0	4	1	0	1	6
at South Alabama	21	0-0	0-0	4-4	4	1-0	4	4	0	0	4
Houston	10	2-2	0-0	1-1	3	0-0	0	0	0	2	5
Central Michigan	8	1-3	0-0	1-2	2	2-0	0	1	0	0	3
Coastal Carolina	11	0-0	0-0	0-0	1	0-0	0	0	0	1	0
McNeese State	2	0-0	0-0	0-0	0	0-0	0	0	0	0	0
Wichita St. (Bossier)	5	0-3	0-0	2-2	3	0-0	0	0	0	0	2
North Texas	10	0-2	0-0	1-2	1	1-0	0	0	0	0	1
Southern	9	1-3	0-0	0-1	4	1-0	0	0	0	1	2
at Rice	13	0-0	0-0	0-0	4	5-1	0	1	0	2	0
at Virginia	18	0-1	0-0	1-2	4	0-0	1	0	0	0	1
at Auburn	23	1-3	0-0	4-5	4	1-0	2	2	0	2	6
Arkansas	12	1-2	0-0	1-2	1	3-0	0	0	0	0	3
at Kentucky	18	3-6	1-1	0-0	4	1-0	0	1	0	0	7
Ole Miss	10	0-1	0-0	1-2	0	2-0	2	1	0	0	1
at Tennessee	25	4-9	1-2	3-4	4	2-0	0	1	0	0	12
at Alabama	30	1-5	0-0	2-2	7	3-0	2	3	0	0	4
South Carolina	19	1-3	0-0	0-0	6	0-0	0	0	0	1	2
Mississippi State	16	1-2	0-1	3-3	2	2-0	2	2	0	0	5
at Ole Miss	20	2-2	0-0	0-0	4	2-0	1	2	1	1	4
at Arkansas	19	3-4	0-0	3-4	5	3-0	0	2	1	0	9
Alabama	11	0-0	0-0	0-2	1	1-0	1	2	0	1	0
Florida	10	1-1	0-0	0-0	2	4-0	0	1	0	1	2
at Miss. State	8	0-2	0-1	2-2	3	2-0	0	0	0	1	2
Vanderbilt	9	0-0	0-0	1-2	2	3-0	0	0	0	0	1
at Georgia	1	0-0	0-0	0-0	0	1-0	0	0	0	0	0
Auburn	24	2-3	0-0	3-5	2	0-0	0	0	0	2	7

SEC Tournament

Eddie Ludwig's Career Stats

YEAR	GP-GS	MIN/AVG	FG-FGA	PCT.	3FG-FGA	PCT.	FT-FTA	PCT.	REB.-AVG	PF-FD	AST	TO	BLK	STL	PTS-AVG.
09-10	30-1	383/12.8	22-64	.344	0-8	.000	26-30	.867	74-2.5	47-0	19	19	3	14	70-2.3
10-11	31-6	470-15.2	30-71	.423	2-7	.286	48-64	.750	92-3.0	55-2	20	30	2	20	110-3.5
Totals	61-7	853-14.0	52-135	.385	2-15	.133	74-94	.787	166-2.7	102-2	39	49	5	34	180-3.0



Jalen Courtney

Forward * 6-8 * 210 * Freshman * HS * Jackson, Miss. (Provine HS)

14

Top Performances

Points

Season: 3, twice
 Career: 3, twice

Rebounds

Season: 3, vs. Centenary, 11/24/10
 Career: 3, vs. Centenary, 11/24/10

Field Goals Made

Season: 1, five times
 Career: 1, five times

3 PT FG Made

Season: 1, twice
 Career: 1, twice

Free Throws Made

Season: 2, vs. Centenary, 11/24/10
 Career: 2, vs. Centenary, 11/24/10

Assists

Season:
 Career:

Blocks

Season: 1, at Tennessee, 1/26/11
 Career: 1, at Tennessee, 1/26/11

Steals

Season:
 Career:

Minutes Played

Season: 12, vs. Centenary, 11/24/10
 Career: 12, vs. Centenary, 11/24/10

Top Career Scoring Games

1. 3 vs. Ole Miss, 1/22/11
1. 3 vs. North Texas, 12/22/10
3. 2 at Tennessee, 1/26/11
3. 2 vs. NW State, 11/12/10
3. 2 vs. Centenary, 11/24/10
3. 2 vs. Memphis, 11/21/10
7. 1 vs. Southern, 12/27/10
7. 1 vs. UT-Martin, 11/18/10

Freshman Season (2010-11)

Season best three points vs. North Texas (12/22)

Courtney's Game-by-Game Statistics

2010-11

OPPONENT	MIN	FG	3FG	FT	REB	PF/D	A	TO	BLK	STL	PTS
Northwestern State	3	1-1	0-0	0-0	0	0-0	0	0	0	0	2
Nicholls	DNP										
Tennessee-Martin	4	0-1	0-0	1-2	1	1-0	0	0	0	0	1
Memphis (Tupelo)	5	1-1	0-0	0-0	0	1-0	0	0	0	0	2
Centenary	12	0-1	0-1	2-2	3	1-0	0	0	0	0	2
at South Alabama	1	0-0	0-0	0-0	0	0-0	0	0	0	0	0
Houston	DNP										
Central Michigan	DNP										
Coastal Carolina	1	0-0	0-0	0-0	0	0-0	0	0	0	0	0
McNeese State	DNP										
Wichita St. (Bossier)	2	0-1	0-1	0-0	0	0-0	0	0	0	0	0
North Texas	4	1-2	1-1	0-0	1	0-0	0	0	0	0	3
Southern	5	0-0	0-0	1-2	1	0-0	0	0	0	0	1
at Rice	8	0-1	0-0	0-0	0	2-0	0	1	0	0	0
at Virginia	1	0-0	0-0	0-0	0	0-0	0	0	0	0	0
at Auburn	DNP										
Arkansas	DNP										
at Kentucky	8	0-1	0-0	0-0	2	0-0	0	1	0	0	0
Ole Miss	10	1-2	1-1	0-0	0	1-0	0	0	0	0	3
at Tennessee	4	1-1	0-0	0-0	0	0-0	0	0	1	0	2
at Alabama	4	0-0	0-0	0-0	0	1-0	0	0	0	0	0
South Carolina	DNP										
Mississippi State	DNP										
at Ole Miss	DNP -- injury										
at Arkansas	DNP -- injury										
Alabama	DNP -- injury										
Florida	DNP -- injury										
at Miss. State	DNP -- injury										
Vanderbilt	DNP -- dressed										
at Georgia	DNP -- injury										
Auburn	DNP -- injury										
SEC Tournament											

Jalen Courtney's Career Stats

YEAR	GP-GS	MIN/AVG	FG-FGA	PCT.	3FG-FGA	PCT.	FT-FTA	PCT.	REB.-AVG	PF-FD	AST	TO	BLK	STL	PTS-AVG.
10-11	15-0	72-4.8	5-12	.417	2-4	.500	4-6	.667	8-0.5	7-0	0	2	1	0	16-1.1
Totals	15-0	72-4.8	5-12	.417	2-4	.500	4-6	.667	8-0.5	7-0	0	2	1	0	16-1.1



Matt Derenbecker

Forward * 6-7 * 185 * Freshman * HS * Metairie, La. (Metairie Park Country Day)

21

Top Performances

Points

Season:	19, at Ole Miss, 2/9/11
Career:	19, at Ole Miss, 2/9/11

Rebounds

Season:	8, at Auburn, 1/8/11
Career:	8, at Auburn, 1/8/11

Field Goals Made

Season:	6, twice
Career:	6, twice

3 PT FG Made

Season:	5, at Ole Miss, 2/9/11
Career:	5, at Ole Miss, 2/9/11

Free Throws Made

Season:	4, twice
Career:	4, twice

Assists

Season:	3, four times
Career:	3, four times

Blocks

Season:	1, vs. Centenary, 11/24/10
Career:	1, vs. Centenary, 11/24/10

Steals

Season:	4, vs. Ole Miss, 1/22/11
Career:	4, vs. Ole Miss, 1/22/11

Minutes Played

Season:	39, at Auburn, 1/8/11
Career:	39, at Auburn, 1/8/11

Top Career Scoring Games

- 19 at Ole Miss, 2/9/11
- 17 at Rice, 12/29/10
- 15 at Auburn, 1/8/11
- 14 vs. Ole Miss, 1/22/11
- 14 vs. Nicholls, 11/16/10
- 13 at Arkansas, 2/11/11
- 13 at Tennessee, 1/26/11
- 12 vs. Arkansas, 1/12/11
- 10 at Alabama, 1/29/11
- 9 at S. Alabama, 11/28/10

Freshman Season (2010-11)


Posted his first LSU points in Nicholls game (11/16) ... Hit all three field goal attempts, including two treys in nine-point effort at South Alabama (11/28) .. Second double figure game and best of season at Rice (12/29) with three treys for second time this season ... First start of his college career at Auburn (1/8), recording third double figure game of season with 15 points in 39 minutes ... 10 at Alabama (1/29) marked third straight double figure game, longest consecutive string of season and in double figures six-of-the-last eight dating back to the 12/29 Rice game ... Career scoring night at Ole Miss (2/9) hitting a team equaling season high of five treys and scoring 19 points.

Derenbecker's Game-by-Game Statistics

2009-10 OPPONENT	MIN	FG	3FG	FT	REB	PF/D	A	TO	BLK	STL	PTS
Northwestern State	6	0-0	0-0	0-0	0	2-0	0	2	0	0	0
Nicholls	28	5-10	3-7	1-1	6	3-0	0	2	0	0	14
Tennessee-Martin	19	1-3	0-2	0-0	2	1-0	0	1	0	0	2
Memphis (Tupelo)	8	0-3	0-3	0-0	1	1-0	1	0	0	0	0
Centenary	22	3-8	0-4	0-0	0	1-0	1	1	1	0	6
at South Alabama	15	3-3	2-2	1-2	4	2-0	2	0	0	1	9
Houston	11	2-4	1-2	0-0	0	0-0	0	1	0	0	5
Central Michigan	7	0-0	0-0	0-0	0	2-0	1	1	0	0	0
Coastal Carolina	18	1-6	1-2	0-0	1	2-0	3	0	0	0	3
McNeese State	13	0-1	0-1	0-0	1	1-0	1	0	0	0	0
Wichita St. (Bossier)	14	1-5	0-2	2-3	1	2-0	1	0	0	1	4
North Texas	21	1-6	0-2	1-2	0	1-0	2	1	0	2	3
Southern	24	3-7	2-4	0-0	2	2-0	3	0	0	1	8
at Rice	23	5-9	3-6	4-5	3	2-0	0	1	0	0	17
at Virginia	6	0-1	0-0	0-0	0	1-0	0	0	0	0	0
at Auburn	39	6-12	3-7	0-0	8	2-0	3	2	0	1	15
Arkansas	38	5-9	0-4	2-4	6	2-0	2	3	0	2	12
at Kentucky	26	2-9	0-5	0-0	2	1-0	3	0	0	0	4
Ole Miss	37	4-11	2-6	4-4	5	3-0	1	1	0	4	14
at Tennessee	36	5-11	2-7	1-1	2	1-0	2	2	0	1	13
at Alabama	30	4-11	2-7	0-0	2	2-0	0	3	0	2	10
South Carolina	23	1-7	1-4	0-0	2	2-0	1	1	0	0	3
Mississippi State	8	0-1	0-0	0-0	1	0-0	0	2	0	0	0
at Ole Miss	37	6-10	5-7	2-2	2	2-0	1	1	0	1	19
at Arkansas	28	5-11	2-5	1-2	1	2-0	0	1	0	0	13
Alabama	27	1-4	1-3	0-0	3	1-0	2	1	0	0	3
Florida	30	3-6	2-3	0-0	2	2-0	2	1	0	1	8
at Miss. State	19	3-7	2-3	0-0	3	1-0	2	1	1	2	8
Vanderbilt	22	0-5	0-3	0-0	0	3-0	1	1	0	0	0
at Georgia	29	1-3	1-2	0-0	2	1-0	1	2	0	3	3
Auburn	30	3-9	1-4	1-2	3	2-0	2	6	0	1	8
SEC Tournament											

Matt Derenbecker's Career Stats

YEAR	GP-GS	MIN/AVG	FG-FGA	PCT.	3FG-FGA	PCT.	FT-FTA	PCT.	REB.-AVG	PF-FO	AST	TO	BLK	STL	PTS-AVG.
10-11	31-15	694-22.4	74-192	.385	36-107	.336	20-28	.714	65-2.1	50-0	38	38	2	23	204-6.6
Totals	31-15	694-22.4	74-192	.385	36-107	.336	20-28	.714	65-2.1	50-0	38	38	2	23	204-6.6



Ralston Turner

Guard * 6-6 * 193 * Freshman * HS * Muscle Shoals, Ala. (Muscle Shoals HS)

22

Top Performances

Points

Season:	23, vs. McNeese, 12/16/10
Career:	23, vs. McNeese, 12/16/10

Rebounds

Season:	7, vs. C. Michigan, 12/11/10
Career:	7, vs. C. Michigan, 12/11/10

Field Goals Made

Season:	7, vs. Florida, 2/20/11
Career:	7, vs. Florida, 2/20/11

3 PT FG Made

Season:	5, vs. Wichita St., 12/18/10
Career:	5, vs. Wichita St., 12/18/10

Free Throws Made

Season:	9, at Georgia, 3/2/11
Career:	9, at Georgia, 3/2/11

Assists

Season:	5, vs. Houston, 11/30/10
Career:	5, vs. Houston, 11/30/10

Blocks

Season:	1, four times
Career:	1, four times

Steals

Season:	2, three times
Career:	2, three times

Minutes Played

Season:	41, vs. McNeese, 12/16/10
Career:	41, vs. McNeese, 12/16/10

Top Career Scoring Games

- 23 vs. McNeese, 12/16/10
- 21 vs. Wichita State, 12/18/10
- 21 vs. Northwestern State., 11/12/10
- 18 at Georgia, 3/2/11
- 18 vs. Vanderbilt, 2/26/10
- 18 vs. Florida, 2/20/11
- 17 vs. Alabama, 2/17/11
- 17 at S. Alabama, 11/28/10
- 16 at Ole Miss, 2/9/11
- 15 three times

Freshman Season (2010-11)

Started the opening college game of his career and in 38 minutes scored 21 points, hitting 6-of-12 field goals with three treys against NW State (11/12) ... Third double figure game against Memphis (11/21) ... Season high game for Turner and for the LSU team with 23 in the overtime win vs. McNeese (12/16) ... Hits a team high 5 treys all in the second half in scoring over 20 for the second straight game vs. Wichita (12/18) ... Suffered a "stress reaction" in his right foot late during the second half of the game at Virginia (1/2) ... Was able to return at Alabama (1/29) ... First double figures game since return, scoring 16 at Ole Miss (2/9) .. Third straight game in double figures with 17 against Alabama (2/17) ... First time in year to have four straight double figure games with 18 vs. Florida (2/20) ... Five straight in double figures with 12 points in the win at Miss. State (2/23)... Equaled team's longest double figure scoring streak of seven straight set by Andre Stringer in the first seven games of the season ... Turner's seventh straight came at Georgie (3/2) with 18 points.

Turner's Game-by-Game Statistics

OPPONENT	MIN	FG	3FG	FT	REB	PF/D	A	TO	BLK	STL	PTS
Northwestern State	38	6-12	3-6	6-9	5	2-0	2	2	0	2	21
Nicholls	30	1-6	0-2	4-4	2	2-0	2	1	0	0	6
Tennessee-Martin	27	4-10	2-5	0-0	1	0-0	0	3	0	1	10
Memphis (Tupelo)	26	3-10	2-5	3-4	2	2-0	1	2	1	0	11
Centenary	21	3-6	2-5	0-0	3	1-0	1	2	0	0	8
at South Alabama	22	5-7	2-4	5-8	1	5-1	0	1	0	1	17
Houston	34	6-10	2-5	1-2	3	0-0	5	6	0	0	15
Central Michigan	38	3-4	3-4	0-2	7	3-0	4	1	0	1	9
Coastal Carolina	35	5-16	1-9	4-4	6	4-0	1	3	0	1	15
McNeese State	41	6-15	3-10	8-10	2	3-0	3	3	0	1	23
Wichita St. (Bossier)	31	6-13	5-9	4-4	2	4-0	0	2	0	0	21
North Texas	33	4-16	1-8	0-0	4	2-0	1	3	0	0	9
Southern	26	6-14	3-9	0-0	2	0-0	1	2	1	1	15
at Rice	30	4-18	4-12	2-5	2	4-0	1	1	0	1	14
at Virginia	30	5-13	1-5	0-2	5	4-0	1	2	1	1	11
at Auburn		DNP-injury									
Arkansas		DNP-injury									
at Kentucky		DNP-injury									
Ole Miss		DNP-injury									
at Tennessee		DNP-injury									
at Alabama	20	1-3	0-1	2-4	2	3-0	0	2	0	0	4
South Carolina	16	1-5	0-1	0-0	0	5-1	0	2	0	0	2
Mississippi State	28	3-14	1-7	0-0	1	0-0	1	1	0	0	7
at Ole Miss	37	6-10	3-7	1-2	3	0-0	3	1	1	1	16
at Arkansas	31	4-11	1-4	1-2	4	2-0	3	2	0	0	10
Alabama	35	6-10	2-4	3-4	2	3-0	1	4	0	0	17
Florida	35	7-19	2-7	2-3	1	2-0	4	4	0	2	18
at Miss. State	35	3-12	2-6	4-6	3	0-0	3	2	0	2	12
Vanderbilt	32	6-12	2-5	4-4	3	2-0	1	1	0	1	18
at Georgia	28	4-9	1-2	9-9	1	2-0	0	4	0	1	18
Auburn	20	2-11	0-4	1-2	1	4-0	2	2	0	0	5
SEC Tournament											

Ralston Turner's Career Stats

YEAR	GP-GS	MIN/AVG	FG-FGA	PCT.	3FG-FGA	PCT.	FT-FTA	PCT.	REB.-AVG	PF-FD	AST	TO	BLK	STL	PTS-AVG.
10-11	26-26	779-30.0	110-286	.385	48-146	.329	64-90	.711	68-2.6	59-2	41	59	4	17	332-12.8
Totals	26-26	779-30.0	110-286	.385	48-146	.329	64-90	.711	68-2.6	59-2	41	59	4	17	332-12.8



Storm Warren

Forward * 6-7 * 230 * Junior * 2L * Monroe, La. (Richwood HS)

24

Top Performances

Points

Season:	24, vs. Vanderbilt, 2/26/11
Career:	24, vs. Vanderbilt, 2/26/11

Rebounds

Season:	14, vs. Nicholls, 11/16/10
Career:	16, twice

Field Goals Made

Season:	12, vs. Vanderbilt, 2/26/11
Career:	12, vs. Vanderbilt, 2/26/11

3 PT FG Made

Season:	
Career:	

Free Throws Made

Season:	4, at Miss. State, 2/23/11
Career:	9, twice

Assists

Season:	3, vs. Southern, 12/27/10
Career:	4, vs. ULM, 11/13/09

Blocks

Season:	4, vs. Houston, 11/30/10
Career:	4, three times

Steals

Season:	3, three times
Career:	3, five times

Minutes Played

Season:	36, vs. Nicholls, 11/16/10
Career:	39, vs. UL-Lafayette, 12/1/09

Top Career Scoring Games

- 24 vs. Vanderbilt, 2/26/11
- 21 at Utah, 1/2/10
- 21 vs. Northwestern State, 12/12/09
- 20 vs. Western Kentucky, 11/17/09
- 19 at South Carolina, 1/13/10
- 18 vs. Tennessee (SECT), 3/11/10
- 18 vs. UL-Lafayette, 12/1/09
- 17 vs. McNeese, 12/16/10
- 17 vs. Auburn, 1/20/10
- 15 twice

Junior Season (2010-11)


Started his 32nd consecutive game in the season opener against NW St. (11/12) 10th career double double against UT-Martin (11/18) and second consecutive game in double figure rebounds ... Had the bucket that forced overtime against McNeese State (12/16) ... Did not play at Virginia (1/2) because of tendonitis in right achilles ... Returned at Auburn, but still bothered by injury, played just seven minutes ... After limited playing time and sitting out two games over the span of eight league games, returned to starting lineup at Ole Miss (2/9) and scored 10 points in 20 minutes ... Second SEC double figure scoring game with 14 points and five rebounds in 32 minutes at Miss. State (2/23) ... Career high of 24 points on 12-of-20 shooting against Vanderbilt (2/26) ... Finished regular season with four straight double figure scoring games.

Warren's Game-by-Game Statistics

2010-11 OPPONENT	MIN	FG	3FG	FT	REB	PF/D	A	TO	BLK	STL	PTS
Northwestern State	17	2-2	0-0	0-0	4	4-0	2	2	0	1	4
Nicholls	36	3-7	0-0	2-3	14	2-0	1	2	1	3	8
Tennessee-Martin	27	6-9	0-0	0-0	11	3-0	0	2	2	2	12
Memphis (Tupelo)	14	1-6	0-0	0-0	3	5-1	0	0	0	2	2
Centenary	16	0-6	0-0	1-2	6	1-0	1	1	3	2	1
at South Alabama	17	3-7	0-0	3-4	3	3-0	0	0	1	0	9
Houston	33	6-10	0-0	0-0	11	3-0	0	2	4	3	12
Central Michigan	29	4-7	0-0	0-0	4	2-0	0	1	1	0	8
Coastal Carolina	22	4-6	0-0	0-0	5	3-0	0	3	0	1	8
McNeese State	35	8-12	0-0	1-2	6	2-0	1	2	1	1	17
Wichita St. (Bossier)	13	1-1	0-0	0-0	4	4-0	0	2	0	1	2
North Texas	19	5-11	0-0	0-0	9	2-0	0	1	1	0	10
Southern	27	2-6	0-0	1-1	6	2-0	3	1	1	3	5
at Rice	29	3-8	0-0	1-5	9	4-0	0	2	0	1	7
at Virginia	DNP -- injury										
at Auburn	7	1-3	0-0	0-2	6	0-0	0	1	2	1	2
Arkansas	11	1-3	0-0	0-1	5	0-0	0	0	1	2	2
at Kentucky	13	2-5	0-0	0-1	1	0-0	0	1	2	0	4
Ole Miss	12	2-5	0-0	2-2	3	1-0	0	2	2	0	6
at Tennessee	DNP -- injury										
at Alabama	DNP -- injury										
South Carolina	6	0-1	0-0	0-0	1	1-0	0	1	0	0	0
Mississippi State	15	1-3	0-0	0-0	7	3-0	0	3	3	1	2
at Ole Miss	20	5-10	0-0	0-0	1	5-1	0	0	2	1	10
at Arkansas	22	3-6	0-0	0-0	5	1-0	0	3	2	1	6
Alabama	10	1-3	0-0	0-2	8	4-0	0	0	1	1	2
Florida	25	4-7	0-0	0-0	3	4-0	0	1	0	1	8
at Miss. State	32	5-12	0-1	4-5	5	3-0	0	2	0	2	14
Vanderbilt	34	12-20	0-0	0-0	8	2-0	1	0	1	2	24
at Georgia	34	6-10	0-0	0-0	6	3-0	1	2	0	1	12
Auburn	31	7-12	0-0	0-1	6	5-1	1	4	2	3	14
SEC Tournament											

Storm Warren's Career Stats

YEAR	GP-GS	MIN/AVG	FG-FGA	PCT.	3FG-FGA	PCT.	FT-FTA	PCT.	REB.-AVG	PF-FD	AST	TO	BLK	STL	PTS-AVG.
08-09	30-0	224-7.5	21-49	.429	0-0	.000	19-39	.487	53-1.8	32-1	6	9	15	12	61-2.0
09-10	31-31	827-26.7	141-263	.536	0-0	.000	84-123	.683	223-7.2	104-5	13	46	44	33	366-11.8
10-11	28-21	606-21.6	98-198	.495	0-1	.000	15-31	.484	160-5.7	72-3	11	41	33	36	211-7.5
Totals	89-52	1657-18.6	260-510	.510	0-1	.000	118-193	.611	436-4.9	208-9	30	96	92	81	638-7.2



Daron Populist

Guard * 5-10 * 170 * Sophomore * 1L * Slidell, La. (Salmen HS)

25

Top Performances

Points

Season: 6, vs. Centenary, 11/24/10
 Career: 8, vs. Arkansas, 2/24/10

Rebounds

Season: 2, twice
 Career: 2, four times

Field Goals Made

Season: 2, vs. Centenary, 11/24/10
 Career: 2, twice

3 PT FG Made

Season: 2, vs. Centenary, 11/24/10
 Career: 2, twice

Free Throws Made

Season 2, at Arkansas, 2/2/11
 Career: 2, twice

Assists

Season: 2, vs. NW St., 11/12/10
 Career: 2, three times

Blocks

Season:
 Career:

Steals

Season:
 Career: 1, vs. Georgia, 3/6/10

Minutes Played

Season: 13, vs. Centenary, 11/24/10
 Career: 23, twice

Top Career Scoring Games

1. 8 vs. Arkansas, 2/24/10
2. 6 vs. Centenary, 11/24/10
3. 4 at Mississippi State, 1/30/10
4. 3 vs. Georgia, 3/6/10
4. 3 vs. Tennessee, 2/4/10
6. 2 vs. Florida, 2/20/11
6. 2 at Arkansas, 2/2/11
6. 2 vs. UT-Martin, 11/18/10
6. 2 at Arkansas, 2/10/10
10. 1 at Ole Miss, 2/9/11

Sophomore Season (2010-11)

Played 13 minutes versus Centenary (11/24), scoring six points, hitting two treys ... 11 minutes, two points, three assists and no turnovers vs. Florida (2/20)

Populist's Game-by-Game Statistics

2009-10

OPPONENT	MIN	FG	3FG	FT	REB	PF/D	A	TO	BLK	STL	PTS
Northwestern State	3	0-0	0-0	0-0	0	1-0	2	0	0	0	0
Nicholls	7	0-1	0-0	0-0	0	4-0	0	3	0	0	0
Tennessee-Martin	8	1-1	0-0	0-0	2	2-0	1	0	0	0	2
Memphis (Tupelo)	DNP										
Centenary	13	2-5	2-4	0-0	2	1-0	1	0	0	0	6
at South Alabama	4	0-1	0-0	0-0	1	0-0	1	0	0	0	0
Houston	DNP										
Central Michigan	4	0-0	0-0	0-0	0	0-0	1	0	0	0	0
Coastal Carolina	DNP										
McNeese State	DNP										
Wichita St. (Bossier)	DNP										
North Texas	DNP										
Southern	3	0-0	0-0	0-0	0	0-0	0	0	0	0	0
at Rice	3	0-1	0-1	0-0	0	2-0	0	0	0	0	0
at Virginia	1	0-0	0-0	0-0	0	0-0	0	0	0	0	0
at Auburn	DNP										
Arkansas	DNP										
at Kentucky	DNP										
Ole Miss	3	0-1	0-1	0-0	0	0-0	0	0	0	0	0
at Tennessee	3	0-1	0-1	0-0	1	0-0	0	0	0	0	0
at Alabama	2	0-0	0-0	0-0	0	0-0	0	0	0	0	0
South Carolina	DNP										
Mississippi State	1	0-0	0-0	0-0	0	0-0	0	0	0	0	0
at Ole Miss	5	0-3	0-2	1-2	1	1-0	0	0	0	0	1
at Arkansas	6	0-0	0-0	2-2	1	0-0	1	0	0	0	2
Alabama	DNP										
Florida	11	1-2	0-1	0-0	2	2-0	3	0	0	0	2
at Miss. State	4	0-1	0-1	0-0	0	1-0	1	0	0	0	0
Vanderbilt	7	0-2	0-2	0-0	0	0-0	0	0	0	0	0
at Georgia	DNP										
Auburn	DNP										
SEC Tournament											

Daron Populist's Career Stats

YEAR	GP-GS	MIN/AVG	FG-FGA	PCT.	3FG-FGA	PCT.	FT-FTA	PCT.	REB.-AVG	PF-FO	AST	TO	BLK	STL	PTS-AVG.
09-10	16-0	156-9.8	6-21	.286	5-16	.313	3-4	.750	8-0.5	7-0	9	9	0	1	20-1.3
10-11	18-0	88-4.9	4-19	.211	2-13	.154	3-4	.750	10-0.6	14-0	11	3	0	0	13-0.7
Totals	34-0	244-7.2	10-40	.250	7-29	.241	6-8	.750	18-0.5	21-0	20	12	0	0	33-1.0



Aaron Dotson

Guard * 6-4 * 205 * Sophomore * 1 L * Seattle, Wash. (Rainier Beach HS)

45

Top Performances

Points

Season: 17, vs. NW St., 11/12/10
 Career: 17, vs. NW St., 11/12/10

Rebounds

Season: 8, vs. Arkansas, 1/12/11
 Career: 8, vs. Arkansas, 1/12/11

Field Goals Made

Season: 5, twice
 Career: 5, twice

3 PT FG Made

Season: 4, at S. Alabama, 11/28/10
 Career: 4, at S. Alabama, 11/28/10

Free Throws Made

Season: 7, vs. NW St., 11/12/10
 Career: 7, vs. NW St., 11/12/10

Assists

Season: 4, three times
 Career: 5, vs. McNeese, 1/4/10

Blocks

Season: 2, vs. Nicholls, 11/16/10
 Career: 2, tjree to,es

Steals

Season: 2, vs. Memphis, 11/21/10
 Career: 2, vs. Memphis, 11/21/10

Minutes Played

Season: 39, at S. Alabama, 11/28/10
 Career: 39, at S. Alabama, 11/28/10

Top Career Scoring Games

1. 17 vs. Northwestern State, 11/12/10
2. 16 at Miss. State, 2/23/11
3. 15 at S. Alabama, 11/28/10
4. 13 vs. UT-Martin, 11/18/10
5. 12 vs. Memphis, 11/21/10
6. 11 vs. Washington State, 12/22/09
7. 10 vs. Miss. State, 2/5/11
7. 10 at Kentucky, 1/15/11
7. 10 vs. McNeese, 1/4/10
7. 10 vs. Rice, 12/19/09

Sophomore Season (2010-11)

Had a career high of 17 points in the season opener against NW St. (11/12) .. Hit two treys for second straight game against Centenary (11/24), 4-of-last-5 from arc ... In six games has made more threes (8) than last year (7) ... Made four at South Alabama (11/28) ... Career high of 8 rebounds against Arkansas (1/12) ... First double figure game since Nov. 28 with 10 at Kentucky (1/15) ... Second time with eight rebounds against Miss. State (2/5) ... Dotson had the second best game of his career with 16 points at Miss. State (2/23) with three treys in 22 minutes.

Dotson's Game-by-Game Statistics

2010-11

OPPONENT	MIN	FG	3FG	FT	REB	PF/D	A	TO	BLK	STL	PTS
Northwestern State	27	5-5	0-0	7-8	3	4-0	0	1	1	2	17
Nicholls	21	1-2	0-0	2-2	2	3-0	0	2	0	0	5
Tennessee-Martin	19	4-8	0-1	5-6	6	3-0	2	3	0	0	13
Memphis (Tupelo)	37	3-7	2-2	4-7	4	2-0	4	4	0	2	12
Centenary	20	3-5	2-3	0-0	1	1-0	4	1	0	0	8
at South Alabama	39	5-9	4-5	1-2	3	5-1	4	1	0	0	15
Houston	31	3-6	2-2	0-0	3	3-0	2	0	1	0	8
Central Michigan	34	2-4	0-1	5-6	0	3-0	2	2	0	1	9
Coastal Carolina	37	2-8	1-3	4-6	5	2-0	3	5	1	0	9
McNeese State	31	1-7	0-3	5-5	3	2-0	3	1	1	0	7
Wichita St. (Bossier)	25	1-3	0-0	0-0	2	4-0	2	0	0	0	2
North Texas	25	0-3	0-1	0-2	1	2-0	1	0	0	0	0
Southern	20	1-3	0-0	4-4	4	2-0	3	0	0	1	6
at Rice	18	1-2	0-0	0-1	1	5-1	0	2	0	0	2
at Virginia	27	1-7	1-2	4-4	4	3-0	1	1	1	0	7
at Auburn	23	1-5	0-1	0-1	4	2-0	0	3	0	2	2
Arkansas	27	0-2	0-2	3-4	8	0-0	1	4	0	0	3
at Kentucky	35	2-6	0-3	6-9	4	3-0	0	2	0	2	10
Ole Miss	27	1-3	0-1	3-3	2	1-0	3	3	0	1	5
at Tennessee	26	1-5	1-3	2-2	3	3-0	3	1	0	0	5
at Alabama	16	1-3	0-1	1-2	4	3-0	0	2	0	0	3
South Carolina	31	3-8	1-4	1-3	3	4-0	2	3	0	1	8
Mississippi State	33	3-8	1-4	3-4	4	3-0	0	1	0	0	10
at Ole Miss	6	0-0	0-0	0-0	0	3-0	1	2	0	0	0
at Arkansas	11	1-1	0-0	0-0	1	2-0	0	1	0	1	2
Alabama	14	1-3	0-0	2-5	1	0-0	1	2	0	0	4
Florida	11	3-4	1-1	0-0	2	1-0	0	2	0	0	7
at Miss. State	22	4-10	3-5	5-6	1	2-0	1	2	0	1	16
Vanderbilt	15	3-5	1-2	2-3	4	2-0	1	2	0	0	9
at Georgia	20	2-6	1-3	1-2	1	4-0	2	1	0	1	6
Auburn	15	2-2	0-0	2-5	2	2-0	0	1	0	1	6
SEC Tournament											

Aaron Dotson's Career Stats

YEAR	GP-GS	MIN/AVG	FG-FGA	PCT.	3FG-FGA	PCT.	FT-FTA	PCT.	REB.-AVG	PF-FO	AST	TO	BLK	STL	PTS-AVG.
09-10	29-17	539-18.6	32-109	.294	7-46	.152	23-43	.535	48-1.7	61-3	29	33	12	12	93-3.2
10-11	31-21	743-24.0	61-150	.407	21-54	.389	73-104	.702	86-2.8	80-2	47	57	7	16	216-7.0
Totals	60-38	1282-21.4	93-159	.359	28-100	.280	96-147	.653	134-2.2	141-5	76	90	19	28	310-5.2

THE STAT CREW SYSTEM
LSU Season Schedule/Results & Leaders (as of Mar 05, 2011)
All games

RECORD:	OVERALL	HOME	AWAY	NEUTRAL
ALL GAMES	11-20	8-10	3-8	0-2
CONFERENCE	3-13	1-7	2-6	0-0
NON-CONFERENCE	8-7	7-3	1-2	0-2

Date	Opponent	Score	Att.	High Points	High Rebounds
11/12/10	NORTHWESTERN STATE	W 87-78	7842	(21)STRINGER, Andre (21)TURNER, Ralston	(6)GREEN, Garrett
11/16/10	NICHOLLS STATE	53-62 L	6913	(14)DERENBECKER, Matt (14)STRINGER, Andre	(14)WARREN, Storm
11/18/10	TENNESSEE-MARTIN	W 79-56	6607	(15)STRINGER, Andre	(15)WHITE, Malcolm
11/21/10	vs Memphis	61-70 L	7941	(13)STRINGER, Andre	(8)LUDWIG, Eddie
11/24/10	CENTENARY	W 78-36	6742	(16)STRINGER, Andre	(9)GREEN, Garrett
11/28/10	at South Alabama	W 80-65	3653	(21)STRINGER, Andre	(5)GREEN, Garrett
11/30/10	HOUSTON	W 73-57	6688	(15)TURNER, Ralston	(11)WARREN, Storm
12/11/10	CENTRAL MICHIGAN	W 59-55	6898	(12)WHITE, Malcolm	(7)TURNER, Ralston
12/13/10	COASTAL CAROLINA	69-78 Lot	6425	(16)STRINGER, Andre	(6)TURNER, Ralston
12/16/10	MCNEESE STATE	Wot 78-66	6445	(23)TURNER, Ralston	(9)WHITE, Malcolm
12/18/10	vs Wichita State	69-70 L	2165	(21)TURNER, Ralston	(13)GREEN, Garrett
12/22/10	NORTH TEXAS	55-75 L	7017	(12)WHITE, Malcolm	(9)WARREN, Storm
12/27/10	SOUTHERN	W 62-41	6739	(16)WHITE, Malcolm	(11)WHITE, Malcolm
12/29/10	at Rice	68-74 L	3358	(19)STRINGER, Andre	(9)WARREN, Storm
01/02/11	at Virginia	50-64 L	10049	(12)GREEN, Garrett	(6)WHITE, Malcolm
01/08/11	*at Auburn	W 62-55	6873	(18)GREEN, Garrett	(8)DERENBECKER, Matt
01/12/11	*ARKANSAS	W 56-53	7023	(13)WHITE, Malcolm	(10)GREEN, Garrett
1/15/11	*at Kentucky	44-82 L	24330	(13)GREEN, Garrett	(9)GREEN, Garrett
01/22/11	*OLE MISS	51-78 L	8060	(14)DERENBECKER, Matt	(5)DERENBECKER, Matt
01/26/11	*at Tennessee	53-75 L	18991	(13)DERENBECKER, Matt	(10)WHITE, Malcolm
01/29/11	*at Alabama	46-70 L	15383	(13)STRINGER, Andre	(7)LUDWIG, Eddie
02/02/11	*SOUTH CAROLINA	56-64 L	7311	(19)STRINGER, Andre	(9)GREEN, Garrett
02/05/11	*MISSISSIPPI STATE	57-58 L	7938	(15)STRINGER, Andre	(9)WHITE, Malcolm
02/09/11	*at Ole Miss	60-66 L	2112	(19)DERENBECKER, Matt	(11)WHITE, Malcolm
02-12-11	*at Arkansas	61-80 L	12933	(13)DERENBECKER, Matt	(5)LUDWIG, Eddie (5)WARREN, Storm
02/17/11	*ALABAMA	56-67 L	7830	(17)TURNER, Ralston	(8)WARREN, Storm
02/20/11	*FLORIDA	61-68 L	7711	(18)TURNER, Ralston	(6)WHITE, Malcolm
02-23-11	*at Mississippi State	W 84-82	7303	(16)DOTSON, Aaron	(8)GREEN, Garrett
02/26/11	*VANDERBILT	69-90 L	7703	(24)WARREN, Storm	(8)WARREN, Storm
03/02/11	*at Georgia	53-73 L	8642	(18)TURNER, Ralston	(6)WARREN, Storm
03/05/11	*AUBURN	51-60 L	6857	(14)WARREN, Storm	(6)WARREN, Storm

* - Conference game

Attendance Summary	Games	Attend	Avg/Game
Home	18	128749	7153
Away	11	113627	10330
Neutral	2	10106	5053
Total	31	252482	8145

THE STAT CREW SYSTEM
LSU Combined Team Statistics (as of Mar 05, 2011)
All games

RECORD:	OVERALL	HOME	AWAY	NEUTRAL
ALL GAMES	11-20	8-10	3-8	0-2
CONFERENCE	3-13	1-7	2-6	0-0
NON-CONFERENCE	8-7	7-3	1-2	0-2

##	Player	gp-gs	min	avg	Total		3-Point		F-Throw		Rebounds				pf	dq	a	to	blk	stl	pts	avg
					fg-fga	fg%	3fg-fga	3fg%	ft-fta	ft%	off	def	tot	avg								
22	TURNER, Ralston	26-26	779	30.0	110-286	.385	48-146	.329	64-90	.711	10	58	68	2.6	59	2	41	59	4	17	332	12.8
10	STRINGER, Andre	31-29	951	30.7	98-292	.336	55-187	.294	93-122	.762	14	58	72	2.3	63	1	84	79	4	34	344	11.1
05	WHITE, Malcolm	31-30	749	24.2	90-199	.452	0-0	.000	59-94	.628	60	102	162	5.2	95	4	13	55	36	12	239	7.7
24	WARREN, Storm	28-21	606	21.6	98-198	.495	0-1	.000	15-31	.484	62	98	160	5.7	72	3	11	41	33	36	211	7.5
45	DOTSON, Aaron	31-21	743	24.0	61-150	.407	21-54	.389	73-104	.702	27	59	86	2.8	80	2	47	57	7	16	216	7.0
21	DERENBECKER, Matt	31-15	694	22.4	74-192	.385	36-107	.336	20-28	.714	9	56	65	2.1	50	0	38	38	2	23	204	6.6
03	GREEN, Garrett	31-5	564	18.2	82-181	.453	5-19	.263	32-73	.438	64	97	161	5.2	75	2	12	38	12	16	201	6.5
13	LUDWIG, Eddie	31-6	470	15.2	30-71	.423	2-7	.286	48-64	.750	30	62	92	3.0	55	2	20	30	2	20	110	3.5
04	BASS, Chris	31-2	506	16.3	21-68	.309	1-10	.100	10-20	.500	10	51	61	2.0	27	0	77	42	2	19	53	1.7
14	COURTNEY, Jalen	15-0	72	4.8	5-12	.417	2-4	.500	4-6	.667	2	6	8	0.5	7	0	0	2	1	0	16	1.1
25	POPULIST, Daron	18-0	88	4.9	4-19	.211	2-13	.154	3-4	.750	0	10	10	0.6	14	0	11	3	0	0	13	0.7
15	HARRIS, Dennis	4-0	28	7.0	1-4	.250	0-0	.000	0-0	.000	1	4	5	1.3	5	0	0	2	2	2	2	0.5
Team												73	55	128		1		7				
Total.....		31	6250		674-1672	.403	172-548	.314	421-636	.662	362	716	1078	34.8	603	16	354	453	105	195	1941	62.6
Opponents.....		31	6250		710-1704	.417	171-509	.336	477-678	.704	388	742	1130	36.5	575	9	286	411	128	231	2068	66.7

TEAM STATISTICS	LSU	OPP	Date	Opponent	Score	Att.		
SCORING	1941	2068	11/12/10	NORTHWESTERN STATE	w 87-78	7842		
Points per game	62.6	66.7	11/16/10	NICHOLLS STATE	L 53-62	6913		
Scoring margin	-4.1	-	11/18/10	TENNESSEE-MARTIN	w 79-56	6607		
FIELD GOALS-ATT	674-1672	710-1704	11/21/10	vs Memphis	L 61-70	7941		
Field goal pct	.403	.417	11/24/10	CENTENARY	w 78-36	6742		
3 POINT FG-ATT	172-548	171-509	11/28/10	at South Alabama	w 80-65	3653		
3-point FG pct	.314	.336	11/30/10	HOUSTON	w 73-57	6688		
3-pt FG made per game	5.5	5.5	12/11/10	CENTRAL MICHIGAN	w 59-55	6898		
FREE THROWS-ATT	421-636	477-678	12/13/10	COASTAL CAROLINA	Lot 69-78	6425		
Free throw pct	.662	.704	12/16/10	MCNEESE STATE	Wot 78-66	6445		
F-Throws made per game	13.6	15.4	12/18/10	vs Wichita State	L 69-70	2165		
REBOUNDS	1078	1130	12/22/10	NORTH TEXAS	L 55-75	7017		
Rebounds per game	34.8	36.5	12/27/10	SOUTHERN	w 62-41	6739		
Rebounding margin	-1.7	-	12/29/10	at Rice	L 68-74	3358		
ASSISTS	354	286	01/02/11	at Virginia	L 50-64	10049		
Assists per game	11.4	9.2	* 01/08/11	at Auburn	w 62-55	6873		
TURNOVERS	453	411	* 01/12/11	ARKANSAS	w 56-53	7023		
Turnovers per game	14.6	13.3	* 1/15/11	at Kentucky	L 44-82	24330		
Turnover margin	-1.4	-	* 01/22/11	OLE MISS	L 51-78	8060		
Assist/turnover ratio	0.8	0.7	* 01/26/11	at Tennessee	L 53-75	18991		
STEALS	195	231	* 01/29/11	at Alabama	L 46-70	15383		
Steals per game	6.3	7.5	* 02/02/11	SOUTH CAROLINA	L 56-64	7311		
BLOCKS	105	128	* 02/05/11	MISSISSIPPI STATE	L 57-58	7938		
Blocks per game	3.4	4.1	* 02/09/11	at Ole Miss	L 60-66	2112		
ATTENDANCE	128749	123733	* 02-12-11	at Arkansas	L 61-80	12933		
Home games-Avg/Game	18-7153	11-10330	* 02/17/11	ALABAMA	L 56-67	7830		
Neutral site-Avg/Game	-	2-5053	* 02/20/11	FLORIDA	L 61-68	7711		
Score by Periods	1st	2nd	OT	Totals	* 02-23-11	at Mississippi State	w 84-82	7303
LSU	950	968	23	1941	* 02/26/11	VANDERBILT	L 69-90	7703
Opponents	940	1108	20	2068	* 03/02/11	at Georgia	L 53-73	8642
					* 03/05/11	AUBURN	L 51-60	6857

* - Conference game

THE STAT CREW SYSTEM
LSU Combined Team Statistics (as of Mar 05, 2011)
Conference games

RECORD:	OVERALL	HOME	AWAY	NEUTRAL
ALL GAMES	3-13	1-7	2-6	0-0
CONFERENCE	3-13	1-7	2-6	0-0
NON-CONFERENCE	0-0	0-0	0-0	0-0

##	Player	gp-gs	min	avg	Total		3-Point		F-Throw		Rebounds				pf	dq	a	to	blk	stl	pts	avg
					fg-fga	fg%	3fg-fga	3fg%	ft-fa	ft%	off	def	tot	avg								
22	TURNER, Ralston	11-11	317	28.8	43-116	.371	14-48	.292	27-36	.750	1	20	21	1.9	23	1	18	25	1	7	127	11.5
10	STRINGER, Andre	16-16	521	32.6	42-144	.292	22-101	.218	30-42	.714	9	28	37	2.3	28	0	43	41	0	17	136	8.5
21	DERENBECKER, Matt	16-15	459	28.7	49-126	.389	24-70	.343	11-15	.733	5	39	44	2.8	27	0	23	28	1	18	133	8.3
24	WARREN, Storm	14-8	272	19.4	50-100	.500	0-1	.000	6-14	.429	26	39	65	4.6	32	2	3	20	18	16	106	7.6
03	GREEN, Garrett	16-3	346	21.6	48-104	.462	3-14	.214	19-43	.442	39	46	85	5.3	42	1	9	22	5	5	118	7.4
05	WHITE, Malcolm	16-16	377	23.6	41-101	.406	0-0	.000	25-36	.694	24	55	79	4.9	53	2	9	33	17	8	107	6.7
45	DOTSON, Aaron	16-6	332	20.8	28-71	.394	9-30	.300	31-49	.633	14	30	44	2.8	35	0	15	32	0	10	96	6.0
13	LUDWIG, Eddie	16-5	255	15.9	20-43	.465	2-5	.400	23-33	.697	13	34	47	2.9	30	0	10	17	2	9	65	4.1
04	BASS, Chris	16-0	253	15.8	9-39	.231	0-7	.000	4-5	.800	4	25	29	1.8	13	0	36	19	1	7	22	1.4
14	COURTNEY, Jalen	4-0	26	6.5	2-4	.500	1-1	1.000	0-0	.000	0	2	2	0.5	2	0	0	1	1	0	5	1.3
25	POPULIST, Daron	9-0	42	4.7	1-10	.100	0-8	.000	3-4	.750	0	5	5	0.6	4	0	5	0	0	0	5	0.6
Team											37	29	66		1		1					
Total.....		16	3200		333-858	.388	75-285	.263	179-277	.646	172	352	524	32.8	290	6	171	239	46	97	920	57.5
Opponents.....		16	3200		389-887	.439	100-268	.373	243-333	.730	196	404	600	37.5	271	4	184	201	70	116	1121	70.1

TEAM STATISTICS	LSU	OPP	Date	Opponent	Score	Att.
SCORING	920	1121	* 01/08/11	at Auburn	w 62-55	6873
Points per game	57.5	70.1	* 01/12/11	ARKANSAS	w 56-53	7023
Scoring margin	-12.6	-	* 1/15/11	at Kentucky	L 44-82	24330
FIELD GOALS-ATT	333-858	389-887	* 01/22/11	OLE MISS	L 51-78	8060
Field goal pct	.388	.439	* 01/26/11	at Tennessee	L 53-75	18991
3 POINT FG-ATT	75-285	100-268	* 01/29/11	at Alabama	L 46-70	15383
3-point FG pct	.263	.373	* 02/02/11	SOUTH CAROLINA	L 56-64	7311
3-pt FG made per game	4.7	6.3	* 02/05/11	MISSISSIPPI STATE	L 57-58	7938
FREE THROWS-ATT	179-277	243-333	* 02/09/11	at Ole Miss	L 60-66	2112
Free throw pct	.646	.730	* 02-12-11	at Arkansas	L 61-80	12933
F-Throws made per game	11.2	15.2	* 02/17/11	ALABAMA	L 56-67	7830
REBOUNDS	524	600	* 02/20/11	FLORIDA	L 61-68	7711
Rebounds per game	32.8	37.5	* 02-23-11	at Mississippi State	w 84-82	7303
Rebounding margin	-4.7	-	* 02/26/11	VANDERBILT	L 69-90	7703
ASSISTS	171	184	* 03/02/11	at Georgia	L 53-73	8642
Assists per game	10.7	11.5	* 03/05/11	AUBURN	L 51-60	6857
TURNOVERS	239	201	* - Conference game			
Turnovers per game	14.9	12.6				
Turnover margin	-2.4	-				
Assist/turnover ratio	0.7	0.9				
STEALS	97	116				
Steals per game	6.1	7.3				
BLOCKS	46	70				
Blocks per game	2.9	4.4				
ATTENDANCE	60433	96567				
Home games-Avg/Game	8-7554	8-12071				
Neutral site-Avg/Game	-	0-0				

Score by Periods	1st	2nd	Totals
LSU	475	445	920
Opponents	527	594	1121

THE STAT CREW SYSTEM
LSU Combined Team Statistics (as of Mar 07, 2011)
LSU vs. VANDERBILT

RECORD:	OVERALL	HOME	AWAY	NEUTRAL
ALL GAMES	0-1	0-1	0-0	0-0
CONFERENCE	0-1	0-1	0-0	0-0
NON-CONFERENCE	0-0	0-0	0-0	0-0

##	Player	gp-gs	min	avg	Total		3-Point		F-Throw		Rebounds				pf	dq	a	to	blk	stl	pts	avg
					fg-fga	fg%	3fg-fga	3fg%	ft-fta	ft%	off	def	tot	avg								
24	WARREN, Storm	1-1	34	34.0	12-20	.600	0-0	.000	0-0	.000	4	4	8	8.0	2	0	1	0	1	2	24	24.0
22	TURNER, Ralston	1-1	32	32.0	6-12	.500	2-5	.400	4-4	1.000	0	3	3	3.0	2	0	1	1	0	1	18	18.0
10	STRINGER, Andre	1-1	29	29.0	4-14	.286	2-10	.200	0-0	.000	1	1	2	2.0	0	0	2	4	0	0	10	10.0
45	DOTSON, Aaron	1-0	15	15.0	3-5	.600	1-2	.500	2-3	.667	1	3	4	4.0	2	0	1	2	0	0	9	9.0
03	GREEN, Garrett	1-0	15	15.0	3-5	.600	0-0	.000	0-3	.000	5	2	7	7.0	3	0	1	1	0	0	6	6.0
13	LUDWIG, Eddie	1-0	9	9.0	0-0	.000	0-0	.000	1-2	.500	1	1	2	2.0	3	0	0	0	0	0	1	1.0
05	WHITE, Malcolm	1-1	20	20.0	0-3	.000	0-0	.000	1-2	.500	0	1	1	1.0	3	0	2	0	0	0	1	1.0
25	POPULIST, Daron	1-0	7	7.0	0-2	.000	0-2	.000	0-0	.000	0	0	0	0.0	0	0	0	0	0	0	0	0.0
04	BASS, Chris	1-0	17	17.0	0-1	.000	0-0	.000	0-0	.000	0	2	2	2.0	1	0	6	2	0	2	0	0.0
21	DERENBECKER, Matt	1-1	22	22.0	0-5	.000	0-3	.000	0-0	.000	0	0	0	0.0	3	0	1	1	0	0	0	0.0
Team											5	4	9									
Total.....		1	200		28-67	.418	5-22	.227	8-14	.571	17	21	38	38.0	19	0	15	11	1	5	69	69.0
Opponents.....		1	200		31-57	.544	10-22	.455	18-28	.643	12	25	37	37.0	14	0	12	10	6	7	90	90.0

TEAM STATISTICS	LSU	OPP	Date	Opponent	Score	Att.
SCORING	69	90	* 02/26/11	VANDERBILT	L 69-90	7703
Points per game	69.0	90.0	* - Conference game			
Scoring margin	-21.0	-				
FIELD GOALS-ATT	28-67	31-57				
Field goal pct	.418	.544				
3 POINT FG-ATT	5-22	10-22				
3-point FG pct	.227	.455				
3-pt FG made per game	5.0	10.0				
FREE THROWS-ATT	8-14	18-28				
Free throw pct	.571	.643				
F-Throws made per game	8.0	18.0				
REBOUNDS	38	37				
Rebounds per game	38.0	37.0				
Rebounding margin	+1.0	-				
ASSISTS	15	12				
Assists per game	15.0	12.0				
TURNOVERS	11	10				
Turnovers per game	11.0	10.0				
Turnover margin	-1.0	-				
Assist/turnover ratio	1.4	1.2				
STEALS	5	7				
Steals per game	5.0	7.0				
BLOCKS	1	6				
Blocks per game	1.0	6.0				
ATTENDANCE	7703	0				
Home games-Avg/Game	1-7703	0-0				
Neutral site-Avg/Game	-	0-0				

Score by Periods	1st	2nd	Totals
LSU	43	26	69
Opponents	41	49	90

THE STAT CREW SYSTEM
LSU Combined Team Statistics (as of Mar 07, 2011)
Non-conference games

RECORD:	OVERALL	HOME	AWAY	NEUTRAL
ALL GAMES	8-7	7-3	1-2	0-2
CONFERENCE	0-0	0-0	0-0	0-0
NON-CONFERENCE	8-7	7-3	1-2	0-2

##	Player	gp-gs	min	avg	Total		3-Point		F-Throw		Rebounds				pf	dq	a	to	blk	stl	pts	avg
					fg-fga	fg%	3fg-fga	3fg%	ft-fa	ft%	off	def	tot	avg								
10	STRINGER, Andre	15-13	430	28.7	56-148	.378	33-86	.384	63-80	.788	5	30	35	2.3	35	1	41	38	4	17	208	13.9
22	TURNER, Ralston	15-15	462	30.8	67-170	.394	34-98	.347	37-54	.685	9	38	47	3.1	36	1	23	34	3	10	205	13.7
05	WHITE, Malcolm	15-14	372	24.8	49-98	.500	0-0	.000	34-58	.586	36	47	83	5.5	42	2	4	22	19	4	132	8.8
45	DOTSON, Aaron	15-15	411	27.4	33-79	.418	12-24	.500	42-55	.764	13	29	42	2.8	45	2	32	25	7	6	120	8.0
24	WARREN, Storm	14-13	334	23.9	48-98	.490	0-0	.000	9-17	.529	36	59	95	6.8	40	1	8	21	15	20	105	7.5
03	GREEN, Garrett	15-2	218	14.5	34-77	.442	2-5	.400	13-30	.433	25	51	76	5.1	33	1	3	16	7	11	83	5.5
21	DERENBECKER, Matt	15-0	235	15.7	25-66	.379	12-37	.324	9-13	.692	4	17	21	1.4	23	0	15	10	1	5	71	4.7
13	LUDWIG, Eddie	15-1	215	14.3	10-28	.357	0-2	.000	25-31	.806	17	28	45	3.0	25	2	10	13	0	11	45	3.0
04	BASS, Chris	15-2	253	16.9	12-29	.414	1-3	.333	6-15	.400	6	26	32	2.1	14	0	41	23	1	12	31	2.1
14	COURTNEY, Jalen	11-0	46	4.2	3-8	.375	1-3	.333	4-6	.667	2	4	6	0.5	5	0	0	1	0	0	11	1.0
25	POPULIST, Daron	9-0	46	5.1	3-9	.333	2-5	.400	0-0	.000	0	5	5	0.6	10	0	6	3	0	0	8	0.9
15	HARRIS, Dennis	4-0	28	7.0	1-4	.250	0-0	.000	0-0	.000	1	4	5	1.3	5	0	0	2	2	2	2	0.5
Team											36	26	62				6					
Total.....		15	3050		341-814	.419	97-263	.369	242-359	.674	190	364	554	36.9	313	10	183	214	59	98	1021	68.1
Opponents.....		15	3050		321-817	.393	71-241	.295	234-345	.678	192	338	530	35.3	304	5	102	210	58	115	947	63.1

TEAM STATISTICS	LSU	OPP	Date	Opponent	Score	Att.
SCORING	1021	947	11/12/10	NORTHWESTERN STATE	w 87-78	7842
Points per game	68.1	63.1	11/16/10	NICHOLLS STATE	L 53-62	6913
Scoring margin	+4.9	-	11/18/10	TENNESSEE-MARTIN	w 79-56	6607
FIELD GOALS-ATT	341-814	321-817	11/21/10	vs Memphis	L 61-70	7941
Field goal pct	.419	.393	11/24/10	CENTENARY	w 78-36	6742
3 POINT FG-ATT	97-263	71-241	11/28/10	at South Alabama	w 80-65	3653
3-point FG pct	.369	.295	11/30/10	HOUSTON	w 73-57	6688
3-pt FG made per game	6.5	4.7	12/11/10	CENTRAL MICHIGAN	w 59-55	6898
FREE THROWS-ATT	242-359	234-345	12/13/10	COASTAL CAROLINA	Lot 69-78	6425
Free throw pct	.674	.678	12/16/10	MCNEESE STATE	Wot 78-66	6445
F-Throws made per game	16.1	15.6	12/18/10	vs Wichita State	L 69-70	2165
REBOUNDS	554	530	12/22/10	NORTH TEXAS	L 55-75	7017
Rebounds per game	36.9	35.3	12/27/10	SOUTHERN	w 62-41	6739
Rebounding margin	+1.6	-	12/29/10	at Rice	L 68-74	3358
ASSISTS	183	102	01/02/11	at Virginia	L 50-64	10049
Assists per game	12.2	6.8				
TURNOVERS	214	210				
Turnovers per game	14.3	14.0				
Turnover margin	-0.3	-				
Assist/turnover ratio	0.9	0.5				
STEALS	98	115				
Steals per game	6.5	7.7				
BLOCKS	59	58				
Blocks per game	3.9	3.9				
ATTENDANCE	68316	27166				
Home games-Avg/Game	10-6832	3-5687				
Neutral site-Avg/Game	-	2-5053				

* - Conference game

Score by Periods	1st	2nd	OT	Totals
LSU	475	523	23	1021
Opponents	413	514	20	947

THE STAT CREW SYSTEM
LSU Combined Team Statistics (as of Mar 07, 2011)
Home games

RECORD:	OVERALL	HOME	AWAY	NEUTRAL
ALL GAMES	8-10	8-10	0-0	0-0
CONFERENCE	1-7	1-7	0-0	0-0
NON-CONFERENCE	7-3	7-3	0-0	0-0

##	Player	gp-gs	min	avg	Total		3-Point		F-Throw		Rebounds				pf	dq	a	to	blk	stl	pts	avg
					fg-fga	fg%	3fg-fga	3fg%	ft-fa	ft%	off	def	tot	avg								
22	TURNER, Ralston	16-16	489	30.6	69-180	.383	27-91	.297	33-44	.750	6	37	43	2.7	33	1	29	40	1	10	198	12.4
10	STRINGER, Andre	18-16	531	29.5	59-169	.349	36-110	.327	61-74	.824	9	37	46	2.6	37	0	53	48	3	18	215	11.9
05	WHITE, Malcolm	18-17	457	25.4	66-133	.496	0-0	.000	33-58	.569	40	64	104	5.8	50	0	7	34	24	10	165	9.2
24	WARREN, Storm	18-14	405	22.5	68-130	.523	0-0	.000	7-14	.500	45	72	117	6.5	44	1	10	28	24	26	143	7.9
45	DOTSON, Aaron	18-13	438	24.3	38-86	.442	9-29	.310	49-68	.721	16	38	54	3.0	39	0	29	35	6	7	134	7.4
03	GREEN, Garrett	18-4	304	16.9	38-91	.418	2-11	.182	20-47	.426	31	61	92	5.1	38	1	8	12	5	10	98	5.4
21	DERENBECKER, Matt	18-7	384	21.3	33-97	.340	14-51	.275	9-13	.692	5	29	34	1.9	30	0	22	25	1	11	89	4.9
13	LUDWIG, Eddie	18-1	237	13.2	13-29	.448	0-1	.000	25-37	.676	16	22	38	2.1	31	1	9	12	0	13	51	2.8
04	BASS, Chris	18-2	284	15.8	13-38	.342	0-2	.000	7-13	.538	6	33	39	2.2	18	0	42	25	0	14	33	1.8
14	COURTNEY, Jalen	7-0	39	5.6	3-7	.429	2-3	.667	4-6	.667	2	4	6	0.9	3	0	0	0	0	0	12	1.7
25	POPULIST, Daron	10-0	60	6.0	4-12	.333	2-8	.250	0-0	.000	0	6	6	0.6	10	0	8	3	0	0	10	1.0
15	HARRIS, Dennis	3-0	22	7.3	1-3	.333	0-0	.000	0-0	.000	0	3	3	1.0	4	0	0	2	2	2	2	0.7
Team											41	29	70				4					
Total.....		18	3650		405-975	.415	92-306	.301	248-374	.663	217	435	652	36.2	337	4	217	268	66	121	1150	63.9
Opponents.....		18	3650		406-996	.408	88-283	.311	242-351	.689	224	422	646	35.9	338	5	132	253	68	140	1142	63.4

TEAM STATISTICS	LSU	OPP	Date	Opponent	Score	Att.
SCORING	1150	1142	11/12/10	NORTHWESTERN STATE	w 87-78	7842
Points per game	63.9	63.4	11/16/10	NICHOLLS STATE	L 53-62	6913
Scoring margin	+0.4	-	11/18/10	TENNESSEE-MARTIN	w 79-56	6607
FIELD GOALS-ATT	405-975	406-996	11/24/10	CENTENARY	w 78-36	6742
Field goal pct	.415	.408	11/30/10	HOUSTON	w 73-57	6688
3 POINT FG-ATT	92-306	88-283	12/11/10	CENTRAL MICHIGAN	w 59-55	6898
3-point FG pct	.301	.311	12/13/10	COASTAL CAROLINA	Lot 69-78	6425
3-pt FG made per game	5.1	4.9	12/16/10	MCNEESE STATE	Wot 78-66	6445
FREE THROWS-ATT	248-374	242-351	12/22/10	NORTH TEXAS	L 55-75	7017
Free throw pct	.663	.689	12/27/10	SOUTHERN	w 62-41	6739
F-Throws made per game	13.8	13.4	* 01/12/11	ARKANSAS	w 56-53	7023
REBOUNDS	652	646	* 01/22/11	OLE MISS	L 51-78	8060
Rebounds per game	36.2	35.9	* 02/02/11	SOUTH CAROLINA	L 56-64	7311
Rebounding margin	+0.3	-	* 02/05/11	MISSISSIPPI STATE	L 57-58	7938
ASSISTS	217	132	* 02/17/11	ALABAMA	L 56-67	7830
Assists per game	12.1	7.3	* 02/20/11	FLORIDA	L 61-68	7711
TURNOVERS	268	253	* 02/26/11	VANDERBILT	L 69-90	7703
Turnovers per game	14.9	14.1	* 03/05/11	AUBURN	L 51-60	6857
Turnover margin	-0.8	-				
Assist/turnover ratio	0.8	0.5				
STEALS	121	140				
Steals per game	6.7	7.8				
BLOCKS	66	68				
Blocks per game	3.7	3.8				
ATTENDANCE	128749	0				
Home games-Avg/Game	18-7153	0-0				
Neutral site-Avg/Game	-	0-0				

* - Conference game

Score by Periods	1st	2nd	OT	Totals
LSU	573	554	23	1150
Opponents	520	602	20	1142

THE STAT CREW SYSTEM
LSU Combined Team Statistics (as of Mar 07, 2011)
Away games

RECORD:	OVERALL	HOME	AWAY	NEUTRAL
ALL GAMES	3-8	0-0	3-8	0-0
CONFERENCE	2-6	0-0	2-6	0-0
NON-CONFERENCE	1-2	0-0	1-2	0-0

##	Player	gp-gs	min	avg	Total		3-Point		F-Throw		Rebounds				pf	dq	a	to	blk	stl	pts	avg
					fg-fga	fg%	3fg-fga	3fg%	ft-fta	ft%	off	def	tot	avg								
22	TURNER, Ralston	8-8	233	29.1	32-83	.386	14-41	.341	24-38	.632	2	19	21	2.6	20	1	11	15	2	7	102	12.8
21	DERENBECKER, Matt	11-8	288	26.2	40-87	.460	22-51	.431	9-12	.750	4	25	29	2.6	17	0	14	13	1	11	111	10.1
10	STRINGER, Andre	11-11	357	32.5	32-102	.314	16-66	.242	18-29	.621	5	17	22	2.0	21	1	28	26	1	14	98	8.9
24	WARREN, Storm	8-5	174	21.8	28-61	.459	0-1	.000	8-17	.471	14	22	36	4.5	19	1	1	11	9	7	64	8.0
03	GREEN, Garrett	11-1	214	19.5	37-76	.487	2-7	.286	4-13	.308	26	26	52	4.7	29	0	4	25	4	4	80	7.3
45	DOTSON, Aaron	11-6	243	22.1	19-54	.352	10-23	.435	20-29	.690	11	15	26	2.4	35	2	12	18	1	7	68	6.2
05	WHITE, Malcolm	11-11	256	23.3	22-58	.379	0-0	.000	22-30	.733	19	34	53	4.8	38	3	6	17	11	2	66	6.0
13	LUDWIG, Eddie	11-5	196	17.8	14-32	.438	2-4	.500	19-23	.826	9	34	43	3.9	21	1	10	16	2	6	49	4.5
04	BASS, Chris	11-0	185	16.8	7-26	.269	1-8	.125	3-7	.429	4	16	20	1.8	9	0	29	15	1	3	18	1.6
25	POPULIST, Daron	8-0	28	3.5	0-7	.000	0-5	.000	3-4	.750	0	4	4	0.5	4	0	3	0	0	0	3	0.4
14	COURTNEY, Jalen	6-0	26	4.3	1-3	.333	0-0	.000	0-0	.000	0	2	2	0.3	3	0	0	2	1	0	2	0.3
Team											28	19	47		1		3					
Total.....		11	2200		232-589	.394	67-206	.325	130-202	.644	122	233	355	32.3	217	9	118	161	33	61	661	60.1
Opponents.....		11	2200		260-607	.428	71-190	.374	195-269	.725	143	267	410	37.3	186	2	141	127	52	80	786	71.5

TEAM STATISTICS	LSU	OPP	Date	Opponent	Score	Att.
SCORING	661	786	11/28/10	at South Alabama	w 80-65	3653
Points per game	60.1	71.5	12/29/10	at Rice	L 68-74	3358
Scoring margin	-11.4	-	01/02/11	at Virginia	L 50-64	10049
FIELD GOALS-ATT	232-589	260-607	* 01/08/11	at Auburn	w 62-55	6873
Field goal pct	.394	.428	* 1/15/11	at Kentucky	L 44-82	24330
3 POINT FG-ATT	67-206	71-190	* 01/26/11	at Tennessee	L 53-75	18991
3-point FG pct	.325	.374	* 01/29/11	at Alabama	L 46-70	15383
3-pt FG made per game	6.1	6.5	* 02/09/11	at Ole Miss	L 60-66	2112
FREE THROWS-ATT	130-202	195-269	* 02-12-11	at Arkansas	L 61-80	12933
Free throw pct	.644	.725	* 02-23-11	at Mississippi State	w 84-82	7303
F-Throws made per game	11.8	17.7	* 03/02/11	at Georgia	L 53-73	8642
REBOUNDS	355	410				
Rebounds per game	32.3	37.3				
Rebounding margin	-5.0	-				
ASSISTS	118	141				
Assists per game	10.7	12.8				
TURNOVERS	161	127				
Turnovers per game	14.6	11.5				
Turnover margin	-3.1	-				
Assist/turnover ratio	0.7	1.1				
STEALS	61	80				
Steals per game	5.5	7.3				
BLOCKS	33	52				
Blocks per game	3.0	4.7				
ATTENDANCE	0	113627				
Home games-Avg/Game	0-0	11-10330				
Neutral site-Avg/Game	-	0-0				

Score by Periods	1st	2nd	Totals
LSU	320	341	661
Opponents	350	436	786

* - Conference game

THE STAT CREW SYSTEM
LSU Combined Team Statistics (as of Mar 07, 2011)
Neutral site games

RECORD:	OVERALL	HOME	AWAY	NEUTRAL
ALL GAMES	0-2	0-0	0-0	0-2
CONFERENCE	0-0	0-0	0-0	0-0
NON-CONFERENCE	0-2	0-0	0-0	0-2

##	Player	gp-gs	min	avg	Total		3-Point		F-Throw		Rebounds				pf	dq	a	to	blk	stl	pts	avg
					fg-fga	fg%	3fg-fga	3fg%	ft-fta	ft%	off	def	tot	avg								
22	TURNER, Ralston	2-2	57	28.5	9-23	.391	7-14	.500	7-8	.875	2	2	4	2.0	6	0	1	4	1	0	32	16.0
10	STRINGER, Andre	2-2	63	31.5	7-21	.333	3-11	.273	14-19	.737	0	4	4	2.0	5	0	3	5	0	2	31	15.5
03	GREEN, Garrett	2-0	46	23.0	7-14	.500	1-1	1.000	8-13	.615	7	10	17	8.5	8	1	0	1	3	2	23	11.5
45	DOTSON, Aaron	2-2	62	31.0	4-10	.400	2-2	1.000	4-7	.571	0	6	6	3.0	6	0	6	4	0	2	14	7.0
13	LUDWIG, Eddie	2-0	37	18.5	3-10	.300	0-2	.000	4-4	1.000	5	6	11	5.5	3	0	1	2	0	1	10	5.0
05	WHITE, Malcolm	2-2	36	18.0	2-8	.250	0-0	.000	4-6	.667	1	4	5	2.5	7	1	0	4	1	0	8	4.0
24	WARREN, Storm	2-2	27	13.5	2-7	.286	0-0	.000	0-0	.000	3	4	7	3.5	9	1	0	2	0	3	4	2.0
21	DERENBECKER, Matt	2-0	22	11.0	1-8	.125	0-5	.000	2-3	.667	0	2	2	1.0	3	0	2	0	0	1	4	2.0
14	COURTNEY, Jalen	2-0	7	3.5	1-2	.500	0-1	.000	0-0	.000	0	0	0	0.0	1	0	0	0	0	0	2	1.0
04	BASS, Chris	2-0	37	18.5	1-4	.250	0-0	.000	0-0	.000	0	2	2	1.0	0	0	6	2	1	2	2	1.0
15	HARRIS, Dennis	1-0	6	6.0	0-1	.000	0-0	.000	0-0	.000	1	1	2	2.0	1	0	0	0	0	0	0	0.0
Team											4	7	11									
Total.....		2	400		37-108	.343	13-36	.361	43-60	.717	23	48	71	35.5	49	3	19	24	6	13	130	65.0
Opponents.....		2	400		44-101	.436	12-36	.333	40-58	.690	21	53	74	37.0	51	2	13	31	8	11	140	70.0

TEAM STATISTICS	LSU	OPP	Date	Opponent	Score	Att.
SCORING	130	140	11/21/10	vs Memphis	L 61-70	7941
Points per game	65.0	70.0	12/18/10	vs Wichita State	L 69-70	2165
Scoring margin	-5.0	-	* - Conference game			
FIELD GOALS-ATT	37-108	44-101				
Field goal pct	.343	.436				
3 POINT FG-ATT	13-36	12-36				
3-point FG pct	.361	.333				
3-pt FG made per game	6.5	6.0				
FREE THROWS-ATT	43-60	40-58				
Free throw pct	.717	.690				
F-Throws made per game	21.5	20.0				
REBOUNDS	71	74				
Rebounds per game	35.5	37.0				
Rebounding margin	-1.5	-				
ASSISTS	19	13				
Assists per game	9.5	6.5				
TURNOVERS	24	31				
Turnovers per game	12.0	15.5				
Turnover margin	+3.5	-				
Assist/turnover ratio	0.8	0.4				
STEALS	13	11				
Steals per game	6.5	5.5				
BLOCKS	6	8				
Blocks per game	3.0	4.0				
ATTENDANCE	0	10106				
Home games-Avg/Game	0-0	0-0				
Neutral site-Avg/Game	-	2-5053				

Score by Periods	1st	2nd	Totals
LSU	57	73	130
Opponents	70	70	140

THE STAT CREW SYSTEM
LSU Combined Team Statistics (as of Mar 07, 2011)
LAST 5 GAMES

RECORD:	OVERALL	HOME	AWAY	NEUTRAL
ALL GAMES	2-4	1-3	1-1	0-0
CONFERENCE	1-4	0-3	1-1	0-0
NON-CONFERENCE	1-0	1-0	0-0	0-0

##	Player	gp-gs	min	avg	Total		3-Point		F-Throw		Rebounds				pf	dq	a	to	blk	stl	pts	avg		
					fg-fga	fg%	3fg-fga	3fg%	ft-fta	ft%	off	def	tot	avg										
24	WARREN, Storm	6-6	185	30.8	38-68	.559	0-1	.000	4-6	.667	13	19	32	5.3	19	1	3	10	4	9	80	13.3		
22	TURNER, Ralston	6-6	188	31.3	25-67	.373	10-28	.357	20-26	.769	0	16	16	2.7	13	0	14	14	0	7	80	13.3		
45	DOTSON, Aaron	6-1	117	19.5	16-31	.516	6-12	.500	15-22	.682	3	7	10	1.7	14	0	6	10	0	4	53	8.8		
10	STRINGER, Andre	6-6	167	27.8	14-50	.280	7-33	.212	9-10	.900	3	9	12	2.0	11	0	8	18	0	4	44	7.3		
05	WHITE, Malcolm	6-6	142	23.7	10-29	.345	0-0	.000	9-12	.750	6	17	23	3.8	18	0	6	5	4	5	29	4.8		
03	GREEN, Garrett	6-0	81	13.5	12-21	.571	0-0	.000	4-12	.333	15	10	25	4.2	12	0	2	6	0	0	28	4.7		
21	DERENBECKER, Matt	6-5	137	22.8	10-30	.333	6-15	.400	1-2	.500	1	9	10	1.7	11	0	9	12	1	7	27	4.5		
04	BASS, Chris	6-0	91	15.2	7-17	.412	0-3	.000	3-4	.750	0	10	10	1.7	4	0	17	7	1	6	17	2.8		
13	LUDWIG, Eddie	6-0	60	10.0	4-9	.444	0-1	.000	7-11	.636	2	9	11	1.8	12	0	0	2	0	4	15	2.5		
15	HARRIS, Dennis	1-0	6	6.0	1-1	1.000	0-0	.000	0-0	.000	0	0	0	0.0	0	0	0	1	1	2	2	2.0		
25	POPULIST, Daron	4-0	26	6.5	1-5	.200	0-4	.000	0-0	.000	0	2	2	0.5	3	0	5	0	0	0	2	0.5		
Team											17	17	34											
Total.....		6	1200		138-328	.421	29-97	.299	72-105	.686	60	125	185	30.8	117	1	70	86	11	48	377	62.8		
Opponents.....		6	1200		145-315	.460	34-91	.374	104-147	.707	74	149	223	37.2	98	1	60	88	26	44	428	71.3		

TEAM STATISTICS	LSU	OPP	Date	Opponent	Score	Att.
SCORING	377	428	12/11/10	CENTRAL MICHIGAN	w 59-55	6898
Points per game	62.8	71.3	* 02/20/11	FLORIDA	L 61-68	7711
Scoring margin	-8.5	-	* 02-23-11	at Mississippi State	w 84-82	7303
FIELD GOALS-ATT	138-328	145-315	* 02/26/11	VANDERBILT	L 69-90	7703
Field goal pct	.421	.460	* 03/02/11	at Georgia	L 53-73	8642
3 POINT FG-ATT	29-97	34-91	* 03/05/11	AUBURN	L 51-60	6857
3-point FG pct	.299	.374	* - Conference game			
3-pt FG made per game	4.8	5.7				
FREE THROWS-ATT	72-105	104-147				
Free throw pct	.686	.707				
F-Throws made per game	12.0	17.3				
REBOUNDS	185	223				
Rebounds per game	30.8	37.2				
Rebounding margin	-6.3	-				
ASSISTS	70	60				
Assists per game	11.7	10.0				
TURNOVERS	86	88				
Turnovers per game	14.3	14.7				
Turnover margin	+0.3	-				
Assist/turnover ratio	0.8	0.7				
STEALS	48	44				
Steals per game	8.0	7.3				
BLOCKS	11	26				
Blocks per game	1.8	4.3				
ATTENDANCE	29169	15945				
Home games-Avg/Game	4-7292	2-7972				
Neutral site-Avg/Game	-	0-0				

Score by Periods	1st	2nd	Totals
LSU	190	187	377
Opponents	197	231	428

THE STAT CREW SYSTEM
LSU Combined Team Statistics (as of Mar 07, 2011)
Games won

RECORD:	OVERALL	HOME	AWAY	NEUTRAL
ALL GAMES	11-0	8-0	3-0	0-0
CONFERENCE	3-0	1-0	2-0	0-0
NON-CONFERENCE	8-0	7-0	1-0	0-0

##	Player	gp-gs	min	avg	Total		3-Point		F-Throw		Rebounds				pf	dq	a	to	blk	stl	pts	avg
					fg-fga	fg%	3fg-fga	3fg%	ft-fta	ft%	off	def	tot	avg								
22	TURNER, Ralston	9-9	282	31.3	42-90	.467	22-54	.407	24-37	.649	4	23	27	3.0	14	1	19	22	1	9	130	14.4
10	STRINGER, Andre	11-10	320	29.1	38-109	.349	22-69	.319	47-60	.783	5	25	30	2.7	21	0	37	30	3	15	145	13.2
05	WHITE, Malcolm	11-10	294	26.7	45-85	.529	0-0	.000	28-47	.596	27	45	72	6.5	32	0	5	18	17	4	118	10.7
45	DOTSON, Aaron	11-10	293	26.6	29-64	.453	11-23	.478	35-42	.833	12	24	36	3.3	27	1	22	18	3	7	104	9.5
24	WARREN, Storm	11-9	251	22.8	38-77	.494	0-1	.000	10-17	.588	29	38	67	6.1	23	0	7	14	16	17	86	7.8
21	DERENBECKER, Matt	11-3	213	19.4	26-54	.481	10-29	.345	3-6	.500	5	21	26	2.4	16	0	15	12	2	7	65	5.9
03	GREEN, Garrett	11-1	176	16.0	29-60	.483	1-5	.200	6-18	.333	19	42	61	5.5	24	0	3	14	3	8	65	5.9
13	LUDWIG, Eddie	11-2	147	13.4	8-20	.400	0-1	.000	24-30	.800	10	20	30	2.7	19	1	10	10	0	10	40	3.6
04	BASS, Chris	11-1	179	16.3	10-23	.435	0-0	.000	9-16	.563	5	23	28	2.5	14	0	28	18	1	8	29	2.6
15	HARRIS, Dennis	1-0	6	6.0	1-1	1.000	0-0	.000	0-0	.000	0	0	0	0.0	0	0	0	1	1	2	2	2.0
14	COURTNEY, Jalen	5-0	25	5.0	1-3	.333	0-1	.000	4-6	.667	1	4	5	1.0	2	0	0	0	0	0	6	1.2
25	POPULIST, Daron	7-0	39	5.6	3-8	.375	2-5	.400	0-0	.000	0	5	5	0.7	5	0	7	0	0	0	8	1.1
Team											30	18	48				6					
Total.....		11	2225		270-594	.455	68-188	.362	190-279	.681	147	288	435	39.5	197	3	153	163	47	87	798	72.5
Opponents.....		11	2225		227-625	.363	56-195	.287	134-210	.638	146	221	367	33.4	231	6	87	159	45	85	644	58.5

TEAM STATISTICS	LSU	OPP	Date	Opponent	Score	Att.
SCORING	798	644	11/12/10	NORTHWESTERN STATE	w 87-78	7842
Points per game	72.5	58.5	11/18/10	TENNESSEE-MARTIN	w 79-56	6607
Scoring margin	+14.0	-	11/24/10	CENTENARY	w 78-36	6742
FIELD GOALS-ATT	270-594	227-625	11/28/10	at South Alabama	w 80-65	3653
Field goal pct	.455	.363	11/30/10	HOUSTON	w 73-57	6688
3 POINT FG-ATT	68-188	56-195	12/11/10	CENTRAL MICHIGAN	w 59-55	6898
3-point FG pct	.362	.287	12/16/10	MCNEESE STATE	wot 78-66	6445
3-pt FG made per game	6.2	5.1	12/27/10	SOUTHERN	w 62-41	6739
FREE THROWS-ATT	190-279	134-210	* 01/08/11	at Auburn	w 62-55	6873
Free throw pct	.681	.638	* 01/12/11	ARKANSAS	w 56-53	7023
F-Throws made per game	17.3	12.2	* 02-23-11	at Mississippi State	w 84-82	7303
REBOUNDS	435	367				
Rebounds per game	39.5	33.4				
Rebounding margin	+6.2	-				
ASSISTS	153	87				
Assists per game	13.9	7.9				
TURNOVERS	163	159				
Turnovers per game	14.8	14.5				
Turnover margin	-0.4	-				
Assist/turnover ratio	0.9	0.5				
STEALS	87	85				
Steals per game	7.9	7.7				
BLOCKS	47	45				
Blocks per game	4.3	4.1				
ATTENDANCE	54984	17829				
Home games-Avg/Game	8-6873	3-5943				
Neutral site-Avg/Game	-	0-0				

* - Conference game

Score by Periods	1st	2nd	OT	Totals
LSU	392	388	18	798
Opponents	257	381	6	644

THE STAT CREW SYSTEM
LSU Combined Team Statistics (as of Mar 07, 2011)
Games lost

RECORD:	OVERALL	HOME	AWAY	NEUTRAL
ALL GAMES	0-20	0-10	0-8	0-2
CONFERENCE	0-13	0-7	0-6	0-0
NON-CONFERENCE	0-7	0-3	0-2	0-2

##	Player	gp-gs	min	avg	Total		3-Point		F-Throw		Rebounds				pf	dq	a	to	blk	stl	pts	avg		
					fg-fga	fg%	3fg-fga	3fg%	ft-fta	ft%	off	def	tot	avg										
22	TURNER, Ralston	17-17	497	29.2	68-196	.347	26-92	.283	40-53	.755	6	35	41	2.4	45	1	22	37	3	8	202	11.9		
10	STRINGER, Andre	20-19	631	31.6	60-183	.328	33-118	.280	46-62	.742	9	33	42	2.1	42	1	47	49	1	19	199	10.0		
24	WARREN, Storm	17-12	355	20.9	60-121	.496	0-0	.000	5-14	.357	33	60	93	5.5	49	3	4	27	17	19	125	7.4		
21	DERENBECKER, Matt	20-12	481	24.1	48-138	.348	26-78	.333	17-22	.773	4	35	39	2.0	34	0	23	26	0	16	139	7.0		
03	GREEN, Garrett	20-4	388	19.4	53-121	.438	4-14	.286	26-55	.473	45	55	100	5.0	51	2	9	24	9	8	136	6.8		
05	WHITE, Malcolm	20-20	455	22.8	45-114	.395	0-0	.000	31-47	.660	33	57	90	4.5	63	4	8	37	19	8	121	6.1		
45	DOTSON, Aaron	20-11	450	22.5	32-86	.372	10-31	.323	38-62	.613	15	35	50	2.5	53	1	25	39	4	9	112	5.6		
13	LUDWIG, Eddie	20-4	323	16.2	22-51	.431	2-6	.333	24-34	.706	20	42	62	3.1	36	1	10	20	2	10	70	3.5		
04	BASS, Chris	20-1	327	16.4	11-45	.244	1-10	.100	1-4	.250	5	28	33	1.7	13	0	49	24	1	11	24	1.2		
14	COURTNEY, Jalen	10-0	47	4.7	4-9	.444	2-3	.667	0-0	.000	1	2	3	0.3	5	0	0	2	1	0	10	1.0		
25	POPULIST, Daron	11-0	49	4.5	1-11	.091	0-8	.000	3-4	.750	0	5	5	0.5	9	0	4	3	0	0	5	0.5		
15	HARRIS, Dennis	3-0	22	7.3	0-3	.000	0-0	.000	0-0	.000	1	4	5	1.7	5	0	0	1	1	0	0	0.0		
Team																	43	37	80		1	1		
Total.....		20	4025		404-1078	.375	104-360	.289	231-357	.647	215	428	643	32.2	406	13	201	290	58	108	1143	57.2		
Opponents.....		20	4025		483-1079	.448	115-314	.366	343-468	.733	242	521	763	38.2	344	3	199	252	83	146	1424	71.2		

TEAM STATISTICS	LSU	OPP	Date	Opponent	Score	Att.
SCORING	1143	1424	11/16/10	NICHOLLS STATE	L 53-62	6913
Points per game	57.2	71.2	11/21/10	vs Memphis	L 61-70	7941
Scoring margin	-14.0	-	12/13/10	COASTAL CAROLINA	Lot 69-78	6425
FIELD GOALS-ATT	404-1078	483-1079	12/18/10	vs Wichita State	L 69-70	2165
Field goal pct	.375	.448	12/22/10	NORTH TEXAS	L 55-75	7017
3 POINT FG-ATT	104-360	115-314	12/29/10	at Rice	L 68-74	3358
3-point FG pct	.289	.366	01/02/11	at Virginia	L 50-64	10049
3-pt FG made per game	5.2	5.8	* 1/15/11	at Kentucky	L 44-82	24330
FREE THROWS-ATT	231-357	343-468	* 01/22/11	OLE MISS	L 51-78	8060
Free throw pct	.647	.733	* 01/26/11	at Tennessee	L 53-75	18991
F-Throws made per game	11.6	17.2	* 01/29/11	at Alabama	L 46-70	15383
REBOUNDS	643	763	* 02/02/11	SOUTH CAROLINA	L 56-64	7311
Rebounds per game	32.2	38.2	* 02/05/11	MISSISSIPPI STATE	L 57-58	7938
Rebounding margin	-6.0	-	* 02/09/11	at Ole Miss	L 60-66	2112
ASSISTS	201	199	* 02-12-11	at Arkansas	L 61-80	12933
Assists per game	10.1	10.0	* 02/17/11	ALABAMA	L 56-67	7830
TURNOVERS	290	252	* 02/20/11	FLORIDA	L 61-68	7711
Turnovers per game	14.5	12.6	* 02/26/11	VANDERBILT	L 69-90	7703
Turnover margin	-1.9	-	* 03/02/11	at Georgia	L 53-73	8642
Assist/turnover ratio	0.7	0.8	* 03/05/11	AUBURN	L 51-60	6857
STEALS	108	146				
Steals per game	5.4	7.3				
BLOCKS	58	83				
Blocks per game	2.9	4.2				
ATTENDANCE	73765	105904				
Home games-Avg/Game	10-7376	8-11975				
Neutral site-Avg/Game	-	2-5053				

* - Conference game

Score by Periods	1st	2nd	OT	Totals
LSU	558	580	5	1143
Opponents	683	727	14	1424

THE STAT CREW SYSTEM
LSU Category Leaders (as of Mar 05, 2011)
All games

Points	G	Pts	Pts/G	Scoring Average	G	Pts	Avg/G
STRINGER, Andre	31	344	11.1	TURNER, Ralston	26	332	12.8
TURNER, Ralston	26	332	12.8	STRINGER, Andre	31	344	11.1
WHITE, Malcolm	31	239	7.7	WHITE, Malcolm	31	239	7.7
DOTSON, Aaron	31	216	7.0	WARREN, Storm	28	211	7.5
WARREN, Storm	28	211	7.5	DOTSON, Aaron	31	216	7.0
DERENBECKER, Matt	31	204	6.6	DERENBECKER, Matt	31	204	6.6
GREEN, Garrett	31	201	6.5	GREEN, Garrett	31	201	6.5
LUDWIG, Eddie	31	110	3.5	LUDWIG, Eddie	31	110	3.5
BASS, Chris	31	53	1.7	BASS, Chris	31	53	1.7
COURTNEY, Jalen	15	16	1.1	COURTNEY, Jalen	15	16	1.1
POPULIST, Daron	18	13	0.7	POPULIST, Daron	18	13	0.7
HARRIS, Dennis	4	2	0.5	HARRIS, Dennis	4	2	0.5

FG Percentage	FG	Att	Pct	Field Goal Attempts	G	Att	Att/G
WARREN, Storm	98	198	.495	STRINGER, Andre	31	292	9.4
GREEN, Garrett	82	181	.453	TURNER, Ralston	26	286	11.0
WHITE, Malcolm	90	199	.452	WHITE, Malcolm	31	199	6.4
LUDWIG, Eddie	30	71	.423	WARREN, Storm	28	198	7.1
COURTNEY, Jalen	5	12	.417	DERENBECKER, Matt	31	192	6.2
DOTSON, Aaron	61	150	.407				
DERENBECKER, Matt	74	192	.385				
TURNER, Ralston	110	286	.385				
STRINGER, Andre	98	292	.336				
BASS, Chris	21	68	.309				
HARRIS, Dennis	1	4	.250				
POPULIST, Daron	4	19	.211				

				Field Goals Made	G	Made	Made/G
				TURNER, Ralston	26	110	4.2
				WARREN, Storm	28	98	3.5
				STRINGER, Andre	31	98	3.2
				WHITE, Malcolm	31	90	2.9
				GREEN, Garrett	31	82	2.6

3-Point Percentage	3FG	Att	Pct	3-Point FG Attempts	G	Att	Att/G
COURTNEY, Jalen	2	4	.500	STRINGER, Andre	31	187	6.0
DOTSON, Aaron	21	54	.389	TURNER, Ralston	26	146	5.6
DERENBECKER, Matt	36	107	.336	DERENBECKER, Matt	31	107	3.5
TURNER, Ralston	48	146	.329	DOTSON, Aaron	31	54	1.7
STRINGER, Andre	55	187	.294	GREEN, Garrett	31	19	0.6
LUDWIG, Eddie	2	7	.286				
GREEN, Garrett	5	19	.263				
POPULIST, Daron	2	13	.154				
BASS, Chris	1	10	.100				
WARREN, Storm	0	1	.000				

				3-Point FG Made	G	Made	Made/G
				STRINGER, Andre	31	55	1.8
				TURNER, Ralston	26	48	1.8
				DERENBECKER, Matt	31	36	1.2
				DOTSON, Aaron	31	21	0.7
				GREEN, Garrett	31	5	0.2

Free Throw Percent	FG	Att	Pct	Free Throw Attempts	G	Att	Att/G
STRINGER, Andre	93	122	.762	STRINGER, Andre	31	122	3.9
LUDWIG, Eddie	48	64	.750	DOTSON, Aaron	31	104	3.4
POPULIST, Daron	3	4	.750	WHITE, Malcolm	31	94	3.0
DERENBECKER, Matt	20	28	.714	TURNER, Ralston	26	90	3.5
TURNER, Ralston	64	90	.711	GREEN, Garrett	31	73	2.4
DOTSON, Aaron	73	104	.702				
COURTNEY, Jalen	4	6	.667				
WHITE, Malcolm	59	94	.628				
BASS, Chris	10	20	.500				
WARREN, Storm	15	31	.484				
GREEN, Garrett	32	73	.438				

				Free Throws Made	G	Made	Made/G
				STRINGER, Andre	31	93	3.0
				DOTSON, Aaron	31	73	2.4
				TURNER, Ralston	26	64	2.5
				WHITE, Malcolm	31	59	1.9
				LUDWIG, Eddie	31	48	1.5

THE STAT CREW SYSTEM
LSU Category Leaders (as of Mar 05, 2011)
All games

<u>Rebounds</u>	<u>G</u>	<u>Reb</u>	<u>Reb/G</u>
WHITE, Malcolm	31	162	5.2
GREEN, Garrett	31	161	5.2
WARREN, Storm	28	160	5.7
LUDWIG, Eddie	31	92	3.0
DOTSON, Aaron	31	86	2.8

<u>Assists</u>	<u>G</u>	<u>No.</u>	<u>Ast/G</u>
STRINGER, Andre	31	84	2.7
BASS, Chris	31	77	2.5
DOTSON, Aaron	31	47	1.5
TURNER, Ralston	26	41	1.6
DERENBECKER, Matt	31	38	1.2

<u>Rebound Average</u>	<u>G</u>	<u>Reb</u>	<u>Avg/G</u>
WARREN, Storm	28	160	5.7
WHITE, Malcolm	31	162	5.2
GREEN, Garrett	31	161	5.2
LUDWIG, Eddie	31	92	3.0
DOTSON, Aaron	31	86	2.8

<u>Steals</u>	<u>G</u>	<u>No.</u>	<u>Stl/G</u>
WARREN, Storm	28	36	1.3
STRINGER, Andre	31	34	1.1
DERENBECKER, Matt	31	23	0.7
LUDWIG, Eddie	31	20	0.6
BASS, Chris	31	19	0.6

<u>Offensive Rebounds</u>	<u>G</u>	<u>No.</u>	<u>Avg/G</u>
GREEN, Garrett	31	64	2.1
WARREN, Storm	28	62	2.2
WHITE, Malcolm	31	60	1.9
LUDWIG, Eddie	31	30	1.0
DOTSON, Aaron	31	27	0.9

<u>Blocked Shots</u>	<u>G</u>	<u>No.</u>	<u>Blk/G</u>
WHITE, Malcolm	31	36	1.2
WARREN, Storm	28	33	1.2
GREEN, Garrett	31	12	0.4
DOTSON, Aaron	31	7	0.2
STRINGER, Andre	31	4	0.1
TURNER, Ralston	26	4	0.2

<u>Defensive Rebounds</u>	<u>G</u>	<u>No.</u>	<u>Avg/G</u>
WHITE, Malcolm	31	102	3.3
WARREN, Storm	28	98	3.5
GREEN, Garrett	31	97	3.1
LUDWIG, Eddie	31	62	2.0
DOTSON, Aaron	31	59	1.9

<u>Minutes</u>	<u>G</u>	<u>No.</u>	<u>Min/G</u>
STRINGER, Andre	31	951	30.7
TURNER, Ralston	26	779	30.0
WHITE, Malcolm	31	749	24.2
DOTSON, Aaron	31	743	24.0
DERENBECKER, Matt	31	694	22.4

<u>Fouls</u>	<u>G</u>	<u>No.</u>	<u>Per/G</u>
WHITE, Malcolm	31	95	3.1
DOTSON, Aaron	31	80	2.6
GREEN, Garrett	31	75	2.4
WARREN, Storm	28	72	2.6
STRINGER, Andre	31	63	2.0

<u>Turnovers</u>	<u>G</u>	<u>No.</u>	<u>TO/G</u>
STRINGER, Andre	31	79	2.5
TURNER, Ralston	26	59	2.3
DOTSON, Aaron	31	57	1.8
WHITE, Malcolm	31	55	1.8
BASS, Chris	31	42	1.4

<u>Foulsouts</u>	<u>G</u>	<u>No.</u>
WHITE, Malcolm	31	4
WARREN, Storm	28	3
TURNER, Ralston	26	2
GREEN, Garrett	31	2
DOTSON, Aaron	31	2
LUDWIG, Eddie	31	2

THE STAT CREW SYSTEM
LSU Team Game-by-Game (as of Mar 05, 2011)
All games

TEAM STATISTICS

Opponent	Date	Score		Total		3-Pointers		Free throws		Rebounds				pf	a	t/o	blk	stl	pts	avg
				fg-fga	pct	3fg-fga	pct	ft-fta	pct	off	def	tot	avg							
NORTHWESTERN STATE	11/12/10	87-78	W	24-40	.600	7-15	.467	32-46	.696	9	24	33	33.0	30	13	25	4	13	87	87.0
NICHOLLS STATE	11/16/10	53-62	L	16-43	.372	6-18	.333	15-21	.714	7	30	37	35.0	22	8	18	4	3	53	70.0
TENNESSEE-MARTIN	11/18/10	79-56	W	27-62	.435	3-15	.200	22-29	.759	22	30	52	40.7	20	11	15	5	7	79	73.0
vs Memphis	11/21/10	61-70	L	18-52	.346	5-15	.333	20-29	.690	9	26	35	39.2	27	13	13	4	7	61	70.0
CENTENARY	11/24/10	78-36	W	29-61	.475	10-24	.417	10-17	.588	17	26	43	40.0	12	17	9	4	7	78	71.6
at South Alabama	11/28/10	80-65	W	25-47	.532	12-17	.706	18-28	.643	9	29	38	39.7	24	14	14	3	5	80	73.0
HOUSTON	11/30/10	73-57	W	26-52	.500	5-14	.357	16-21	.762	14	21	35	39.0	16	14	17	5	10	73	73.0
CENTRAL MICHIGAN	12/11/10	59-55	W	20-42	.476	3-7	.429	16-22	.727	7	23	30	37.9	17	12	17	4	8	59	71.2
COASTAL CAROLINA	12/13/10	69-78	Lot	26-64	.406	7-22	.318	10-17	.588	14	21	35	37.6	23	13	16	4	5	69	71.0
MCNEESE STATE	12/16/10	78-66	Wot	25-57	.439	6-20	.300	22-31	.710	14	26	40	37.8	16	16	13	7	3	78	71.7
vs Wichita State	12/18/10	69-70	L	19-56	.339	8-21	.381	23-31	.742	14	22	36	37.6	22	6	11	2	6	69	71.5
NORTH TEXAS	12/22/10	55-75	L	23-63	.365	3-13	.231	6-12	.500	14	18	32	37.2	19	9	12	4	4	55	70.1
SOUTHERN	12/27/10	62-41	W	23-62	.371	7-21	.333	9-14	.643	13	32	45	37.8	13	16	11	6	8	62	69.5
at Rice	12/29/10	68-74	L	22-62	.355	12-28	.429	12-24	.500	15	16	31	37.3	37	14	11	0	9	68	69.4
at Virginia	01/02/11	50-64	L	18-51	.353	3-13	.231	11-17	.647	12	20	32	36.9	15	7	12	3	3	50	68.1
at Auburn	01/08/11	62-55	W	24-56	.429	5-19	.263	9-16	.563	16	25	41	37.2	13	14	18	4	9	62	67.7
ARKANSAS	01/12/11	56-53	W	19-48	.396	1-13	.077	17-31	.548	12	34	46	37.7	14	14	14	3	6	56	67.0
at Kentucky	1/15/11	44-82	L	17-65	.262	3-24	.125	7-12	.583	17	25	42	37.9	17	8	15	5	3	44	65.7
OLE MISS	01/22/11	51-78	L	15-46	.326	6-17	.353	15-19	.789	7	12	19	36.9	17	10	16	3	7	51	64.9
at Tennessee	01/26/11	53-75	L	18-53	.340	5-23	.217	12-17	.706	12	19	31	36.7	11	10	12	2	2	53	64.3
at Alabama	01/29/11	46-70	L	17-45	.378	4-15	.267	8-15	.533	8	16	24	36.0	20	7	18	6	3	46	63.5
SOUTH CAROLINA	02/02/11	56-64	L	18-51	.353	5-18	.278	15-22	.682	14	19	33	35.9	18	5	14	1	5	56	63.1
MISSISSIPPI STATE	02/05/11	57-58	L	22-59	.373	6-24	.250	7-9	.778	8	31	39	36.0	19	9	13	5	7	57	62.9
at Ole Miss	02/09/11	60-66	L	23-51	.451	8-21	.381	6-12	.500	4	26	30	35.8	22	14	16	5	5	60	62.8
at Arkansas	02-12-11	61-80	L	22-51	.431	3-11	.273	14-18	.778	9	20	29	35.5	20	11	17	3	4	61	62.7
ALABAMA	02/17/11	56-67	L	20-47	.426	3-10	.300	13-23	.565	12	23	35	35.5	19	11	17	2	6	56	62.4
FLORIDA	02/20/11	61-68	L	25-59	.424	7-18	.389	4-7	.571	11	18	29	35.3	20	13	12	1	6	61	62.4
at Mississippi State	02-23-11	84-82	W	28-67	.418	9-23	.391	19-24	.792	14	18	32	35.1	22	12	10	2	11	84	63.1
VANDERBILT	02/26/11	69-90	L	28-67	.418	5-22	.227	8-14	.571	17	21	38	35.2	19	15	11	1	5	69	63.3
at Georgia	03/02/11	53-73	L	18-41	.439	3-12	.250	14-19	.737	6	19	25	34.9	16	7	18	0	7	53	63.0
AUBURN	03/05/11	51-60	L	19-52	.365	2-15	.133	11-19	.579	5	26	31	34.8	23	11	18	3	11	51	62.6
LSU		1941		674-1672	.403	172-548	.314	421-636	.662	362	716	1078	34.8	603	354	453	105	195	1941	62.6
Opponents		2068		710-1704	.417	171-509	.336	477-678	.704	388	742	1130	36.5	575	286	411	128	231	2068	66.7

Games played: 31
Points/game: 62.6
FG Pct: 40.3
3FG Pct: 31.4
FT Pct: 66.2

Rebounds/game: 34.8
Assists/game: 11.4
Turnovers/game: 14.6
Assist/turnover ratio: 0.8
Steals/game: 6.3
Blocks/game: 3.4

THE STAT CREW SYSTEM
LSU Opponent Game-by-Game (as of Mar 05, 2011)
All games

OPPONENT STATISTICS

Opponent	Date	Score		Total		3-Pointers		Free throws		Rebounds				pf	a	t/o	blk	stl	pts	avg
				fg-fga	pct	3fg-fga	pct	ft-fta	pct	off	def	tot	avg							
NORTHWESTERN STATE	11/12/10	87-78	W	29-70	.414	7-26	.269	13-27	.481	24	12	36	36.0	32	8	17	3	14	78	78.0
NICHOLLS STATE	11/16/10	53-62	L	19-53	.358	6-19	.316	18-27	.667	10	23	33	34.5	19	7	8	2	12	62	70.0
TENNESSEE-MARTIN	11/18/10	79-56	W	19-60	.317	4-18	.222	14-22	.636	16	16	32	33.7	23	4	14	2	8	56	65.3
vs Memphis	11/21/10	61-70	L	23-49	.469	7-19	.368	17-28	.607	6	27	33	33.5	27	9	16	5	7	70	66.5
CENTENARY	11/24/10	78-36	W	13-46	.283	4-15	.267	6-10	.600	7	19	26	32.0	16	7	15	4	5	36	60.4
at South Alabama	11/28/10	80-65	W	18-54	.333	6-16	.375	23-31	.742	12	17	29	31.5	24	10	9	7	4	65	61.2
HOUSTON	11/30/10	73-57	W	23-58	.397	6-16	.375	5-12	.417	18	14	32	31.6	20	6	19	3	6	57	60.6
CENTRAL MICHIGAN	12/11/10	59-55	W	17-48	.354	3-10	.300	18-23	.783	11	18	29	31.3	18	2	16	2	9	55	59.9
COASTAL CAROLINA	12/13/10	69-78	Lot	27-60	.450	5-14	.357	19-26	.731	16	29	45	32.8	18	7	16	5	8	78	61.9
MCNEESE STATE	12/16/10	78-66	Wot	25-65	.385	6-23	.261	10-15	.667	16	23	39	33.4	20	9	12	6	11	66	62.3
vs Wichita State	12/18/10	69-70	L	21-52	.404	5-17	.294	23-30	.767	15	26	41	34.1	24	4	15	3	4	70	63.0
NORTH TEXAS	12/22/10	55-75	L	29-56	.518	3-9	.333	14-15	.933	10	31	41	34.7	14	7	13	3	8	75	64.0
SOUTHERN	12/27/10	62-41	W	17-56	.304	1-10	.100	6-11	.545	10	29	39	35.0	14	2	15	4	8	41	62.2
at Rice	12/29/10	68-74	L	20-38	.526	2-10	.200	32-47	.681	8	31	39	35.3	20	10	14	3	5	74	63.1
at Virginia	01/02/11	50-64	L	21-52	.404	6-19	.316	16-21	.762	13	23	36	35.3	15	10	11	6	6	64	63.1
at Auburn	01/08/11	62-55	W	19-61	.311	8-24	.333	9-15	.600	17	18	35	35.3	20	13	14	4	10	55	62.6
ARKANSAS	01/12/11	56-53	W	19-57	.333	2-20	.100	13-16	.813	6	26	32	35.1	25	9	10	3	7	53	62.1
at Kentucky	1/15/11	44-82	L	29-70	.414	10-20	.500	14-18	.778	16	34	50	35.9	13	13	7	6	10	82	63.2
OLE MISS	01/22/11	51-78	L	28-45	.622	10-17	.588	12-16	.750	7	26	33	35.8	20	16	18	8	6	78	63.9
at Tennessee	01/26/11	53-75	L	29-62	.468	10-26	.385	7-10	.700	14	25	39	36.0	14	20	7	7	9	75	64.5
at Alabama	01/29/11	46-70	L	25-60	.417	2-12	.167	18-22	.818	20	23	43	36.3	18	12	12	5	9	70	64.8
SOUTH CAROLINA	02/02/11	56-64	L	22-50	.440	6-16	.375	14-17	.824	11	23	34	36.2	21	7	13	6	4	64	64.7
MISSISSIPPI STATE	02/05/11	57-58	L	20-53	.377	7-18	.389	11-17	.647	8	30	38	36.3	13	10	13	3	5	58	64.4
at Ole Miss	02/09/11	60-66	L	21-54	.389	5-16	.313	19-30	.633	13	26	39	36.4	12	9	12	1	6	66	64.5
at Arkansas	02-12-11	61-80	L	24-50	.480	7-12	.583	25-29	.862	8	22	30	36.1	18	12	13	2	6	80	65.1
ALABAMA	02/17/11	56-67	L	25-58	.431	2-6	.333	15-19	.789	13	20	33	36.0	17	5	10	1	9	67	65.2
FLORIDA	02/20/11	61-68	L	25-55	.455	4-13	.308	14-20	.700	17	24	41	36.2	13	7	13	2	9	68	65.3
at Mississippi State	02-23-11	84-82	W	28-50	.560	9-17	.529	17-28	.607	9	29	38	36.2	19	17	18	7	3	82	65.9
VANDERBILT	02/26/11	69-90	L	31-57	.544	10-22	.455	18-28	.643	12	25	37	36.3	14	12	10	6	7	90	66.7
at Georgia	03/02/11	53-73	L	26-56	.464	6-18	.333	15-18	.833	13	19	32	36.1	13	15	10	4	12	73	66.9
AUBURN	03/05/11	51-60	L	18-49	.367	2-11	.182	22-30	.733	12	34	46	36.5	21	7	21	5	4	60	66.7
Opponents		2068		710-1704	.417	171-509	.336	477-678	.704	388	742	1130	36.5	575	286	411	128	231	2068	66.7
LSU		1941		674-1672	.403	172-548	.314	421-636	.662	362	716	1078	34.8	603	354	453	105	195	1941	62.6

Games played: 31
Points/game: 66.7
FG Pct: 41.7
3FG Pct: 33.6
FT Pct: 70.4

Rebounds/game: 36.5
Assists/game: 9.2
Turnovers/game: 13.3
Assist/turnover ratio: 0.7
Steals/game: 7.5
Blocks/game: 4.1

THE STAT CREW SYSTEM
LSU Points-Rebounds-Assists (as of Mar 05, 2011)
All games

Opponent	Date	Score	03		04		05		10		13		14		21	
			GREEN,GARR	BASS,CHRIS	WHITE,MALC	STRINGER,A	LUDWIG,EDD	COURTNEY,J	DERENBECKE							
NORTHWESTERN STATE	11/12/10	87-78	w	2-6-0	4-2-2	12-4-0	21-3-5	4-3-0	2-0-0	0-0-0						
NICHOLLS STATE	11/16/10	53-62	L	0-4-1	0-2-0	2-2-0	14-2-3	4-2-0	DNP	14-6-0						
TENNESSEE-MARTIN	11/18/10	79-56	w	3-3-0	4-3-5	12-15-2	15-2-1	5-1-0	1-1-0	2-2-0						
vs Memphis	11/21/10	61-70	L	8-4-0	0-2-4	5-4-0	13-2-2	8-8-1	2-0-0	0-1-1						
CENTENARY	11/24/10	78-36	w	8-9-0	3-5-1	14-7-0	16-0-4	6-5-4	2-3-0	6-0-1						
at South Alabama	11/28/10	80-65	w	0-5-0	1-2-0	4-4-0	21-4-3	4-4-4	0-0-0	9-4-2						
HOUSTON	11/30/10	73-57	w	4-5-0	2-1-4	9-2-0	13-3-3	5-3-0	DNP	5-0-0						
CENTRAL MICHIGAN	12/11/10	59-55	w	2-3-0	6-4-4	12-4-0	8-1-0	3-2-0	DNP	0-0-1						
COASTAL CAROLINA	12/13/10	69-78	L	9-4-0	4-0-1	5-3-0	16-2-5	0-1-0	0-0-0	3-1-3						
MCNEESE STATE	12/16/10	78-66	w	3-3-1	0-3-2	13-9-0	15-6-5	0-0-0	DNP	0-1-1						
vs Wichita State	12/18/10	69-70	L	15-13-0	2-0-2	3-1-0	18-2-1	2-3-0	0-0-0	4-1-1						
NORTH TEXAS	12/22/10	55-75	L	10-5-1	0-2-4	12-7-0	7-1-0	1-1-0	3-1-0	3-0-2						
SOUTHERN	12/27/10	62-41	w	3-4-0	0-2-2	16-11-0	6-5-4	2-4-0	1-1-0	8-2-3						
at Rice	12/29/10	68-74	L	4-3-0	3-1-8	2-4-1	19-0-4	0-4-0	0-0-0	17-3-0						
at Virginia	01/02/11	50-64	L	12-5-0	2-3-2	11-6-1	6-2-1	1-4-1	0-0-0	0-0-0						
at Auburn	01/08/11	62-55	w	18-5-1	3-3-4	7-5-1	9-2-3	6-4-2	DNP	15-8-3						
ARKANSAS	01/12/11	56-53	w	10-10-1	2-2-2	13-7-1	11-4-7	3-1-0	DNP	12-6-2						
at Kentucky	1/15/11	44-82	L	13-9-0	0-5-4	0-3-0	6-4-1	7-4-0	0-2-0	4-2-3						
OLE MISS	01/22/11	51-78	L	5-1-0	0-1-2	6-4-0	11-1-2	1-0-2	3-0-0	14-5-1						
at Tennessee	01/26/11	53-75	L	6-3-0	0-4-2	9-10-0	6-2-3	12-4-0	2-0-0	13-2-2						
at Alabama	01/29/11	46-70	L	6-5-1	0-0-2	6-0-0	13-1-2	4-7-2	0-0-0	10-2-0						
SOUTH CAROLINA	02/02/11	56-64	L	12-9-0	0-2-0	10-4-0	19-4-2	2-6-0	DNP	3-2-1						
MISSISSIPPI STATE	02/05/11	57-58	L	8-8-1	4-2-1	6-9-0	15-3-4	5-2-2	DNP	0-1-0						
at Ole Miss	02/09/11	60-66	L	0-3-1	0-0-2	8-11-0	2-3-5	4-4-1	DNP	19-2-1						
at Arkansas	02-12-11	61-80	L	4-3-0	0-1-2	11-3-1	4-0-4	9-5-0	DNP	13-1-0						
ALABAMA	02/17/11	56-67	L	10-7-2	2-3-2	14-4-0	4-2-2	0-1-1	DNP	3-3-2						
FLORIDA	02/20/11	61-68	L	1-4-0	0-1-0	6-6-2	9-2-2	2-2-0	DNP	8-2-2						
at Mississippi State	02-23-11	84-82	w	12-8-0	4-1-2	6-4-1	10-0-2	2-3-0	DNP	8-3-2						
VANDERBILT	02/26/11	69-90	L	6-7-1	0-2-6	1-1-2	10-2-2	1-2-0	DNP	0-0-1						
at Georgia	03/02/11	53-73	L	5-3-1	5-0-1	2-3-1	2-4-0	0-0-0	DNP	3-2-1						
AUBURN	03/05/11	51-60	L	2-0-0	2-2-4	2-5-0	5-3-2	7-2-0	DNP	8-3-2						

Opponent	Date	Score	22		24		25		45	
			TURNER,RAL	WARREN,STO	POPULIST,D	DOTSON,AAR				
NORTHWESTERN STATE	11/12/10	87-78	w	21-5-2	4-4-2	0-0-2	17-3-0			
NICHOLLS STATE	11/16/10	53-62	L	6-2-2	8-14-1	0-0-0	5-2-1			
TENNESSEE-MARTIN	11/18/10	79-56	w	10-1-0	12-11-0	2-2-1	13-6-2			
vs Memphis	11/21/10	61-70	L	11-2-1	2-3-0	DNP	12-4-4			
CENTENARY	11/24/10	78-36	w	8-3-1	1-6-1	6-2-1	8-1-4			
at South Alabama	11/28/10	80-65	w	17-1-0	9-3-0	0-1-1	15-3-4			
HOUSTON	11/30/10	73-57	w	15-3-5	12-11-0	DNP	8-3-2			
CENTRAL MICHIGAN	12/11/10	59-55	w	9-7-4	8-4-0	0-0-1	9-0-2			
COASTAL CAROLINA	12/13/10	69-78	L	15-6-1	8-5-0	DNP	9-5-3			
MCNEESE STATE	12/16/10	78-66	w	23-2-3	17-6-1	DNP	7-3-3			
vs Wichita State	12/18/10	69-70	L	21-2-0	2-4-0	DNP	2-2-2			
NORTH TEXAS	12/22/10	55-75	L	9-4-1	10-9-0	DNP	0-1-1			
SOUTHERN	12/27/10	62-41	w	15-2-1	5-6-3	0-0-0	6-4-3			
at Rice	12/29/10	68-74	L	14-2-1	7-9-0	0-0-0	2-1-0			
at Virginia	01/02/11	50-64	L	11-5-1	DNP	0-0-0	7-4-1			
at Auburn	01/08/11	62-55	w	DNP	2-6-0	DNP	2-4-0			
ARKANSAS	01/12/11	56-53	w	DNP	2-5-0	DNP	3-8-1			
at Kentucky	1/15/11	44-82	L	DNP	4-1-0	DNP	10-4-0			
OLE MISS	01/22/11	51-78	L	DNP	6-3-0	0-0-0	5-2-3			
at Tennessee	01/26/11	53-75	L	DNP	DNP	0-1-0	5-3-3			
at Alabama	01/29/11	46-70	L	4-2-0	DNP	0-0-0	3-4-0			
SOUTH CAROLINA	02/02/11	56-64	L	2-0-0	0-1-0	DNP	8-3-2			
MISSISSIPPI STATE	02/05/11	57-58	L	7-1-1	2-7-0	0-0-0	10-4-0			
at Ole Miss	02/09/11	60-66	L	16-3-3	10-1-0	1-1-0	0-0-1			
at Arkansas	02-12-11	61-80	L	10-4-3	6-5-0	2-1-1	2-1-0			
ALABAMA	02/17/11	56-67	L	17-2-1	2-8-0	DNP	4-1-1			
FLORIDA	02/20/11	61-68	L	18-1-4	8-3-0	2-2-3	7-2-0			
at Mississippi State	02-23-11	84-82	w	12-3-3	14-5-0	0-0-1	16-1-1			
VANDERBILT	02/26/11	69-90	L	18-3-1	24-8-1	0-0-0	9-4-1			
at Georgia	03/02/11	53-73	L	18-1-0	12-6-1	DNP	6-1-2			
AUBURN	03/05/11	51-60	L	5-1-2	14-6-1	DNP	6-2-0			

THE STAT CREW SYSTEM
 LSU Team High/Low Analysis (as of Mar 05, 2011)
 All games

LSU - TEAM GAME HIGHS

POINTS	87		NORTHWESTERN STATE (11/12/10)
	84		at Mississippi State (02-23-11)
	80		at South Alabama (11/28/10)
	79		TENNESSEE-MARTIN (11/18/10)
	78		MCNEESE STATE (12/16/10)
	78		CENTENARY (11/24/10)
FIELD GOALS MADE	29		CENTENARY (11/24/10)
	28		VANDERBILT (02/26/11)
	28		at Mississippi State (02-23-11)
FIELD GOAL ATTEMPTS	67		VANDERBILT (02/26/11)
	67		at Mississippi State (02-23-11)
	65		at Kentucky (1/15/11)
FIELD GOAL PERCENTAGE	.600	(24-40)	NORTHWESTERN STATE (11/12/10)
	.532	(25-47)	at South Alabama (11/28/10)
	.500	(26-52)	HOUSTON (11/30/10)
3 PT FIELD GOALS MADE	12		at Rice (12/29/10)
	12		at South Alabama (11/28/10)
	10		CENTENARY (11/24/10)
3 PT FG ATTEMPTS	28		at Rice (12/29/10)
	24		MISSISSIPPI STATE (02/05/11)
	24		at Kentucky (1/15/11)
3 PT FG PERCENTAGE	.706	(12-17)	at South Alabama (11/28/10)
	.467	(7-15)	NORTHWESTERN STATE (11/12/10)
	.429	(12-28)	at Rice (12/29/10)
FREE THROWS MADE	.429	(3-7)	CENTRAL MICHIGAN (12/11/10)
	32		NORTHWESTERN STATE (11/12/10)
	23		vs Wichita State (12/18/10)
FREE THROW ATTEMPTS	22		MCNEESE STATE (12/16/10)
	22		TENNESSEE-MARTIN (11/18/10)
	46		NORTHWESTERN STATE (11/12/10)
FREE THROW PERCENTAGE	31		ARKANSAS (01/12/11)
	31		vs Wichita State (12/18/10)
	31		MCNEESE STATE (12/16/10)
REBOUNDS	.792	(19-24)	at Mississippi State (02-23-11)
	.789	(15-19)	OLE MISS (01/22/11)
	.778	(14-18)	at Arkansas (02-12-11)
ASSISTS	.778	(7-9)	MISSISSIPPI STATE (02/05/11)
	52		TENNESSEE-MARTIN (11/18/10)
	46		ARKANSAS (01/12/11)
STEALS	45		SOUTHERN (12/27/10)
	17		CENTENARY (11/24/10)
	16		SOUTHERN (12/27/10)
BLOCKED SHOTS	16		MCNEESE STATE (12/16/10)
	13		NORTHWESTERN STATE (11/12/10)
	11		AUBURN (03/05/11)
TURNOVERS	11		at Mississippi State (02-23-11)
	7		MCNEESE STATE (12/16/10)
	6		at Alabama (01/29/11)
FOULS	6		SOUTHERN (12/27/10)
	25		NORTHWESTERN STATE (11/12/10)
	18		AUBURN (03/05/11)
	18		at Georgia (03/02/11)
	18		at Alabama (01/29/11)
	18		at Auburn (01/08/11)
	18		NICHOLLS STATE (11/16/10)
	37		at Rice (12/29/10)

THE STAT CREW SYSTEM
LSU High/Low Analysis (as of Mar 05, 2011)
All games

Opponent - GAME HIGHS

POINTS	90	VANDERBILT (02/26/11)
	82	at Mississippi State (02-23-11)
	82	at Kentucky (1/15/11)
	80	at Arkansas (02-12-11)
	78	OLE MISS (01/22/11)
FIELD GOALS MADE	78	COASTAL CAROLINA (12/13/10)
	78	NORTHWESTERN STATE (11/12/10)
	31	VANDERBILT (02/26/11)
	29	at Tennessee (01/26/11)
	29	at Kentucky (1/15/11)
FIELD GOAL ATTEMPTS	29	NORTH TEXAS (12/22/10)
	29	NORTHWESTERN STATE (11/12/10)
	70	at Kentucky (1/15/11)
	70	NORTHWESTERN STATE (11/12/10)
	65	MCNEESE STATE (12/16/10)
FIELD GOAL PERCENTAGE	.622 (28-45)	OLE MISS (01/22/11)
	.560 (28-50)	at Mississippi State (02-23-11)
	.544 (31-57)	VANDERBILT (02/26/11)
3 PT FIELD GOALS MADE	10	VANDERBILT (02/26/11)
	10	at Tennessee (01/26/11)
	10	OLE MISS (01/22/11)
	10	at Kentucky (1/15/11)
3 PT FG ATTEMPTS	26	at Tennessee (01/26/11)
	26	NORTHWESTERN STATE (11/12/10)
	24	at Auburn (01/08/11)
3 PT FG PERCENTAGE	.588 (10-17)	OLE MISS (01/22/11)
	.583 (7-12)	at Arkansas (02-12-11)
	.529 (9-17)	at Mississippi State (02-23-11)
FREE THROWS MADE	32	at Rice (12/29/10)
	25	at Arkansas (02-12-11)
	23	vs Wichita State (12/18/10)
	23	at South Alabama (11/28/10)
	47	at Rice (12/29/10)
FREE THROW ATTEMPTS	31	at South Alabama (11/28/10)
	30	AUBURN (03/05/11)
	30	at Ole Miss (02/09/11)
	30	vs Wichita State (12/18/10)
	.933 (14-15)	NORTH TEXAS (12/22/10)
FREE THROW PERCENTAGE	.862 (25-29)	at Arkansas (02-12-11)
	.833 (15-18)	at Georgia (03/02/11)
	50	at Kentucky (1/15/11)
REBOUNDS	46	AUBURN (03/05/11)
	45	COASTAL CAROLINA (12/13/10)
	20	at Tennessee (01/26/11)
ASSISTS	17	at Mississippi State (02-23-11)
	16	OLE MISS (01/22/11)
	14	NORTHWESTERN STATE (11/12/10)
STEALS	12	at Georgia (03/02/11)
	12	NICHOLLS STATE (11/16/10)
	8	OLE MISS (01/22/11)
BLOCKED SHOTS	7	at Mississippi State (02-23-11)
	7	at Tennessee (01/26/11)
	7	at South Alabama (11/28/10)
	21	AUBURN (03/05/11)
TURNOVERS	19	HOUSTON (11/30/10)
	18	at Mississippi State (02-23-11)

THE STAT CREW SYSTEM
 LSU High/Low Analysis (as of Mar 05, 2011)
 All games

LSU - GAME LOWS

POINTS	44		at Kentucky (1/15/11)
	46		at Alabama (01/29/11)
	50		at Virginia (01/02/11)
FIELD GOALS MADE	51		OLE MISS (01/22/11)
	51		AUBURN (03/05/11)
	15		OLE MISS (01/22/11)
FIELD GOAL ATTEMPTS	16		NICHOLLS STATE (11/16/10)
	17		at Kentucky (1/15/11)
	17		at Alabama (01/29/11)
FIELD GOAL PERCENTAGE	40		NORTHWESTERN STATE (11/12/10)
	41		at Georgia (03/02/11)
	42		CENTRAL MICHIGAN (12/11/10)
3 PT FIELD GOALS MADE	.262	(17-65)	at Kentucky (1/15/11)
	.326	(15-46)	OLE MISS (01/22/11)
	.339	(19-56)	vs Wichita State (12/18/10)
3 PT FG ATTEMPTS	1		ARKANSAS (01/12/11)
	2		AUBURN (03/05/11)
	3		TENNESSEE-MARTIN (11/18/10)
	3		CENTRAL MICHIGAN (12/11/10)
	3		NORTH TEXAS (12/22/10)
	3		at Virginia (01/02/11)
	3		at Kentucky (1/15/11)
	3		at Arkansas (02-12-11)
	3		ALABAMA (02/17/11)
	3		at Georgia (03/02/11)
3 PT FG PERCENTAGE	7		CENTRAL MICHIGAN (12/11/10)
	10		ALABAMA (02/17/11)
	11		at Arkansas (02-12-11)
FREE THROWS MADE	.077	(1-13)	ARKANSAS (01/12/11)
	.125	(3-24)	at Kentucky (1/15/11)
	.133	(2-15)	AUBURN (03/05/11)
FREE THROW ATTEMPTS	4		FLORIDA (02/20/11)
	6		NORTH TEXAS (12/22/10)
	6		at Ole Miss (02/09/11)
FREE THROW PERCENTAGE	7		FLORIDA (02/20/11)
	9		MISSISSIPPI STATE (02/05/11)
	12		NORTH TEXAS (12/22/10)
	12		at Kentucky (1/15/11)
REBOUNDS	12		at Ole Miss (02/09/11)
	.500	(6-12)	NORTH TEXAS (12/22/10)
	.500	(6-12)	at Ole Miss (02/09/11)
ASSISTS	.500	(12-24)	at Rice (12/29/10)
	19		OLE MISS (01/22/11)
	24		at Alabama (01/29/11)
STEALS	25		at Georgia (03/02/11)
	5		SOUTH CAROLINA (02/02/11)
	6		vs Wichita State (12/18/10)
	7		at Virginia (01/02/11)
	7		at Alabama (01/29/11)
ASSISTS	7		at Georgia (03/02/11)
	7		at Tennessee (01/26/11)
	3		NICHOLLS STATE (11/16/10)
	3		MCNEESE STATE (12/16/10)
	3		at Virginia (01/02/11)
STEALS	3		at Kentucky (1/15/11)
	3		at Alabama (01/29/11)
	3		at Alabama (01/29/11)

THE STAT CREW SYSTEM
 LSU High/Low Analysis (as of Mar 05, 2011)
 All games

Opponent - GAME LOWS

POINTS	36		CENTENARY (11/24/10)
	41		SOUTHERN (12/27/10)
	53		ARKANSAS (01/12/11)
	55		CENTRAL MICHIGAN (12/11/10)
	55		at Auburn (01/08/11)
FIELD GOALS MADE	13		CENTENARY (11/24/10)
	17		CENTRAL MICHIGAN (12/11/10)
	17		SOUTHERN (12/27/10)
FIELD GOAL ATTEMPTS	38		at Rice (12/29/10)
	45		OLE MISS (01/22/11)
	46		CENTENARY (11/24/10)
FIELD GOAL PERCENTAGE	.283	(13-46)	CENTENARY (11/24/10)
	.304	(17-56)	SOUTHERN (12/27/10)
	.311	(19-61)	at Auburn (01/08/11)
3 PT FIELD GOALS MADE	1		SOUTHERN (12/27/10)
	2		at Rice (12/29/10)
	2		ARKANSAS (01/12/11)
	2		at Alabama (01/29/11)
	2		ALABAMA (02/17/11)
	2		AUBURN (03/05/11)
3 PT FG ATTEMPTS	6		ALABAMA (02/17/11)
	9		NORTH TEXAS (12/22/10)
	10		CENTRAL MICHIGAN (12/11/10)
	10		SOUTHERN (12/27/10)
	10		at Rice (12/29/10)
3 PT FG PERCENTAGE	.100	(1-10)	SOUTHERN (12/27/10)
	.100	(2-20)	ARKANSAS (01/12/11)
	.167	(2-12)	at Alabama (01/29/11)
FREE THROWS MADE	5		HOUSTON (11/30/10)
	6		CENTENARY (11/24/10)
	6		SOUTHERN (12/27/10)
FREE THROW ATTEMPTS	10		CENTENARY (11/24/10)
	10		at Tennessee (01/26/11)
	11		SOUTHERN (12/27/10)
FREE THROW PERCENTAGE	.417	(5-12)	HOUSTON (11/30/10)
	.481	(13-27)	NORTHWESTERN STATE (11/12/10)
	.545	(6-11)	SOUTHERN (12/27/10)
REBOUNDS	26		CENTENARY (11/24/10)
	29		at South Alabama (11/28/10)
	29		CENTRAL MICHIGAN (12/11/10)
ASSISTS	2		CENTRAL MICHIGAN (12/11/10)
	2		SOUTHERN (12/27/10)
	4		TENNESSEE-MARTIN (11/18/10)
	4		vs Wichita State (12/18/10)
STEALS	3		at Mississippi State (02-23-11)
	4		at South Alabama (11/28/10)
	4		vs Wichita State (12/18/10)
	4		SOUTH CAROLINA (02/02/11)
	4		AUBURN (03/05/11)
BLOCKED SHOTS	1		at Ole Miss (02/09/11)
	1		ALABAMA (02/17/11)
	2		NICHOLLS STATE (11/16/10)
	2		TENNESSEE-MARTIN (11/18/10)
	2		CENTRAL MICHIGAN (12/11/10)
	2		at Arkansas (02-12-11)
	2		FLORIDA (02/20/11)

THE STAT CREW SYSTEM
LSU Player High/Low Analysis (as of Mar 05, 2011)
All games

LSU - INDIVIDUAL GAME HIGHS

Points	24		WARREN, Storm vs Vanderbilt (02/26/11)
	23		TURNER, Ralston vs McNeese State (12/16/10)
	21		TURNER, Ralston vs Wichita State (12/18/10)
	21		STRINGER, Andre at South Alabama (11/28/10)
	21		STRINGER, Andre vs Northwestern State (11/12/10)
	21		TURNER, Ralston vs Northwestern State (11/12/10)
	Field Goals Made	12	
9			GREEN, Garrett at Auburn (01/08/11)
8			WARREN, Storm vs McNeese State (12/16/10)
7			WARREN, Storm vs Auburn (03/05/11)
7			TURNER, Ralston vs Florida (02/20/11)
7			WHITE, Malcolm vs Southern (12/27/10)
7			STRINGER, Andre at South Alabama (11/28/10)
Field Goal Att.	20		WARREN, Storm vs Vanderbilt (02/26/11)
	19		TURNER, Ralston vs Florida (02/20/11)
	18		TURNER, Ralston at Rice (12/29/10)
	16		GREEN, Garrett at Kentucky (1/15/11)
	16		STRINGER, Andre at Kentucky (1/15/11)
	16		TURNER, Ralston vs North Texas (12/22/10)
	16		TURNER, Ralston vs Coastal Carolina (12/13/10)
FG Pct (min 5 made)	1.000	(5-5)	DOTSON, Aaron vs Northwestern State (11/12/10)
	.857	(6-7)	GREEN, Garrett at Mississippi State (02-23-11)
	.857	(6-7)	WHITE, Malcolm vs Centenary (11/24/10)
	.818	(9-11)	GREEN, Garrett at Auburn (01/08/11)
	.714	(5-7)	TURNER, Ralston at South Alabama (11/28/10)
	.714	(5-7)	STRINGER, Andre vs Centenary (11/24/10)
	3-Point FG Made	5	
5			TURNER, Ralston vs Wichita State (12/18/10)
4			STRINGER, Andre at Rice (12/29/10)
4			TURNER, Ralston at Rice (12/29/10)
4			STRINGER, Andre vs Coastal Carolina (12/13/10)
4			STRINGER, Andre at South Alabama (11/28/10)
4			DOTSON, Aaron at South Alabama (11/28/10)
4			STRINGER, Andre vs Centenary (11/24/10)
4			STRINGER, Andre vs Northwestern State (11/12/10)
3-Point FG Att.	12		TURNER, Ralston at Rice (12/29/10)
	11		STRINGER, Andre at Auburn (01/08/11)
	10		STRINGER, Andre vs Vanderbilt (02/26/11)
	10		STRINGER, Andre vs Mississippi State (02/05/11)
	10		STRINGER, Andre at Kentucky (1/15/11)
	10		TURNER, Ralston vs McNeese State (12/16/10)
3-Pt FG Pct (min 3 made)	.800	(4-5)	DOTSON, Aaron at South Alabama (11/28/10)
	.750	(3-4)	TURNER, Ralston vs Central Michigan (12/11/10)
	.714	(5-7)	DERENBECKER, Matt at Ole Miss (02/09/11)
	.667	(4-6)	STRINGER, Andre at South Alabama (11/28/10)
	.667	(4-6)	STRINGER, Andre vs Centenary (11/24/10)
Free Throws Made	11		STRINGER, Andre vs Houston (11/30/10)
	9		TURNER, Ralston at Georgia (03/02/11)
	8		GREEN, Garrett vs South Carolina (02/02/11)
	8		GREEN, Garrett vs Wichita State (12/18/10)
	8		TURNER, Ralston vs McNeese State (12/16/10)
	8		STRINGER, Andre vs Memphis (11/21/10)
	8		STRINGER, Andre vs Tennessee-Martin (11/18/10)

Free Throw Att.	12		GREEN, Garrett vs Wichita State (12/18/10)
	12		STRINGER, Andre vs Houston (11/30/10)
	11		GREEN, Garrett vs South Carolina (02/02/11)
	11		STRINGER, Andre vs Memphis (11/21/10)
	11		WHITE, Malcolm vs Northwestern State (11/12/10)
FT Pct (min 5 made)	1.000	(9-9)	TURNER, Ralston at Georgia (03/02/11)
	1.000	(6-6)	STRINGER, Andre vs Central Michigan (12/11/10)
	1.000	(5-5)	WHITE, Malcolm at Virginia (01/02/11)
	1.000	(5-5)	DOTSON, Aaron vs McNeese State (12/16/10)
	.917	(11-12)	STRINGER, Andre vs Houston (11/30/10)
Rebounds	15		WHITE, Malcolm vs Tennessee-Martin (11/18/10)
	14		WARREN, Storm vs Nicholls State (11/16/10)
	13		GREEN, Garrett vs Wichita State (12/18/10)
	11		WHITE, Malcolm at Ole Miss (02/09/11)
	11		WHITE, Malcolm vs Southern (12/27/10)
	11		WARREN, Storm vs Houston (11/30/10)
	11		WARREN, Storm vs Tennessee-Martin (11/18/10)
Assists	8		BASS, Chris at Rice (12/29/10)
	7		STRINGER, Andre vs Arkansas (01/12/11)
	6		BASS, Chris vs Vanderbilt (02/26/11)
	5		STRINGER, Andre at Ole Miss (02/09/11)
	5		STRINGER, Andre vs McNeese State (12/16/10)
	5		STRINGER, Andre vs Coastal Carolina (12/13/10)
	5		TURNER, Ralston vs Houston (11/30/10)
	5		BASS, Chris vs Tennessee-Martin (11/18/10)
	5		STRINGER, Andre vs Northwestern State (11/12/10)
Steals	5		BASS, Chris vs Northwestern State (11/12/10)
	4		DERENBECKER, Matt vs Ole Miss (01/22/11)
	3		WARREN, Storm vs Auburn (03/05/11)
	3		DERENBECKER, Matt at Georgia (03/02/11)
	3		STRINGER, Andre vs Alabama (02/17/11)
	3		STRINGER, Andre vs Mississippi State (02/05/11)
	3		WARREN, Storm vs Southern (12/27/10)
	3		WARREN, Storm vs Houston (11/30/10)
	3		STRINGER, Andre vs Houston (11/30/10)
	3		GREEN, Garrett vs Centenary (11/24/10)
	3		STRINGER, Andre vs Tennessee-Martin (11/18/10)
	3		WARREN, Storm vs Nicholls State (11/16/10)
	3		LUDWIG, Eddie vs Northwestern State (11/12/10)
Blocked Shots	6		WHITE, Malcolm at Alabama (01/29/11)
	4		WARREN, Storm vs Houston (11/30/10)
	3		WARREN, Storm vs Mississippi State (02/05/11)
	3		WHITE, Malcolm vs Southern (12/27/10)
	3		WHITE, Malcolm vs McNeese State (12/16/10)
	3		WARREN, Storm vs Centenary (11/24/10)
	3		WHITE, Malcolm vs Tennessee-Martin (11/18/10)
	3		WHITE, Malcolm vs Northwestern State (11/12/10)
Turnovers	6		DERENBECKER, Matt vs Auburn (03/05/11)
	6		WHITE, Malcolm at Ole Miss (02/09/11)
	6		STRINGER, Andre vs Central Michigan (12/11/10)
	6		TURNER, Ralston vs Houston (11/30/10)
	6		STRINGER, Andre vs Northwestern State (11/12/10)
Fouls	5		WARREN, Storm vs Auburn (03/05/11)

5	WARREN, Storm at Ole Miss (02/09/11)
5	GREEN, Garrett vs Mississippi State (02/05/11)
5	TURNER, Ralston vs South Carolina (02/02/11)
5	WHITE, Malcolm at Alabama (01/29/11)
5	WHITE, Malcolm at Kentucky (1/15/11)
5	DOTSON, Aaron at Rice (12/29/10)
5	LUDWIG, Eddie at Rice (12/29/10)
5	WHITE, Malcolm at Rice (12/29/10)
5	STRINGER, Andre at Rice (12/29/10)
5	DOTSON, Aaron at South Alabama (11/28/10)
5	TURNER, Ralston at South Alabama (11/28/10)
5	WARREN, Storm vs Memphis (11/21/10)
5	GREEN, Garrett vs Memphis (11/21/10)
5	WHITE, Malcolm vs Memphis (11/21/10)
5	LUDWIG, Eddie vs Northwestern State (11/12/10)

The Last Time LSU ...

ALL GAMES

Scoring

Less Than 50 points	46 -- at Alabama (46-70), 1/29/11
50 or more points	51 -- vs. Auburn (51-60), 3/5/11
60 or more points	69 -- vs. Vanderbilt (69-90), 2/26/11
70 or more points	84 -- at Miss. State (84-82), 2/23/11
80 or more points	84 -- at Miss. State (84-82), 2/23/11
90 or more points	97 -- at Miss. State (97-94), 2/11/09
100 or more points	104 -- vs. Nicholls State (104-57), 11/21/05

Opponents Scoring

Less than 50 points	41 -- by Southern, (41-62), 12/27/10
50 or more points	60 -- by Auburn (60-51), 3/5/11
60 or more points	60 -- by Auburn (60-51), 3/5/11
70 or more points	73 -- by Georgia (73-53), 3/2/11
80 or more points	90 -- by Vanderbilt (90-69), 2/26/11
90 or more points	90 -- by Vanderbilt (90-69), 2/26/11
100 or more points	101 -- by Ohio State (101-113), 1-15-05

Field Goal Percentage

Shot 29 percent or less	26.2 -- at Kentucky (17-65), 1/15/11
Shot 30 percent or more	36.5 -- vs. Auburn (19-52), 3/5/11
Shot 40 percent or more	43.9 -- at Georgia (18-41), 3/2/11
Shot 50 percent or more	50.0 -- vs. Houston (26-52), 11/30/10
Shot 60 percent or more	60.0 -- vs. NW State (24-40), 11/12/10
Shot 70 percent or more	70.3 -- vs. Centenary (45-64), 1-15-03

Opponents Field Goal Percentage

Shot 29 percent or less	28.3 -- by Centenary (13-46), 11/24/10
Shot 30 percent or more	36.7 -- by Auburn (18-49), 3/5/11
Shot 40 percent or more	46.4 -- by Georgia (26-56), 3/2/11
Shot 50 percent or more	54.4 -- by Vanderbilt (31-57), 2/26/11
Shot 60 percent or more	62.2 -- by Ole Miss (28-45), 1/22/11

Three-Point FG Percentage

Shot less than 10 pct	7.7 -- vs. Arkansas (1-13), 1/12/11
Shot 10 percent or more	13.3 -- vs. Auburn (2-15), 3/5/11
Shot 20 percent or more	25.0 -- at Georgia (3-12), 3/2/11
Shot 30 percent or more	39.1 -- at Miss. State (9-23), 2/23/11
Shot 40 percent or more	42.9 -- at Rice (12-28), 12/29/10
Shot 50 percent or more	70.6 -- at S. Alabama (12-17), 11/28/10
Shot 60 percent or more	70.6 -- at S. Alabama (12-17), 11/28/10

Opponents Three-Point FG Percentage

Shot less than 10 pct	7.1 -- by Georgia (1-14), 1/25/06
Shot 10 percent or more	18.2 -- by Auburn (2-11), 3/5/11
Shot 20 percent or more	33.3 -- by Georgia (6-18), 3/2/11
Shot 30 percent or more	33.3 -- by Georgia (6-18), 3/2/11
Shot 40 percent or more	45.5 -- by Vanderbilt (10-22), 2/26/11
Shot 50 percent or more	52.9 -- by Miss. State (9-17), 2/23/11
Shot 60 percent or more	60.0 -- by McNeese State (9-15), 12/22/08

Free Throw Percentage

Shot less than 50 pct	46.7 -- at Ole Miss (7-15), 1/12/08
Shot 50 percent or more	57.9 -- vs. Georgia (11-19), 3/5/11
Shot 60 percent or more	73.7 -- at Georgia, (14-19), 3/2/11
Shot 70 percent or more	73.7 -- at Georgia (14-19), 3/2/11
Shot 80 percent or more	90.0 -- vs. Georgia (9-10), 3/6/10
Shot 90 percent or more	90.0 -- vs. Georgia (9-10), 3/6/10
Shot 100 percent	100.0 -- vs. Grambling State (4-4), 12/13/08

Rebounds

Had less than 20 rebounds	19 -- vs. Ole Miss, 1/22/11
Had 20 or more rebounds	31 -- vs. Auburn, 3/5/11
Had 30 or more rebounds	31 -- vs. Auburn, 3/5/11
Had 40 or more rebounds	42 -- at Kentucky, 1/15/11
Had 50 or more rebounds	52 -- vs. UT-Martin, 11/18/10
Had 60 or more rebounds	60 -- vs. Troy State, 12-22-98

Opponent Rebounds

Less than 20 rebounds	17 -- vs. Nicholls State, 12/17/08
Had 20 or more rebounds	46 -- by Auburn, 3/5/11
Had 30 or more rebounds	46 -- by Auburn, 3/5/11
Had 40 or more rebounds	46 -- by Auburn, 3/5/11
Had 50 or more rebounds	50 -- by Kentucky, 1/15/11

Assists

Less than 5 assists	4 -- vs. Alabama, 1-27-10
5 assists or more	11 -- vs. Auburn, 3/5/11
10 assists or more	11 -- vs. Auburn, 3/5/11
15 assists or more	15 -- vs. Vanderbilt, 2/26/11
20 assists or more	22 -- vs. McNeese, 1/4/10
25 assists or more	26 -- vs. Troy, 11/30/08
30 or more assists	33 -- vs. Georgia State, 12-28-94

Opponent Assists

Less than 5 assists	2 -- by Southern, 12/27/10
5 assists or more	7 -- by Auburn, 3/5/11
10 assists or more	15 -- by Georgia, 3/2/11
15 assists or more	15 -- by Georgia, 3/2/11
20 assists or more	20 -- by Tennessee, 1/26/11
25 assists or more	28 -- by Fresno State, 11/26/99
30 assists or more	33 -- by Kentucky, 1-16-96

Blocks

0 blocks	0 -- at Georgia, 3/2/11
1 or more blocks	3 -- vs. Auburn, 3/5/11
5 or more blocks	5 -- at Ole Miss, 2/9/11
10 or more blocks	11 -- vs. Ole Miss, 2/14/09
15 or more blocks	16 -- vs. Alcorn State, 11/20/08

Opponent Blocks

0 blocks	0 -- by Western Kentucky, 11/17/09
1 or more blocks	4 -- by Georgia, 3/2/11
5 or more blocks	5 -- by Auburn, 3/5/11
10 or more blocks	11 -- by UConn, 1/6/07

Steals

0 steals	0 -- vs. Georgia Tech, 3-17-90
1 or more steals	11 -- vs. Auburn, 3/5/11
5 or more steals	11 -- vs. Auburn, 3/5/11
10 or more steals	11 -- vs. Auburn, 3/5/11
15 or more steals	22 -- vs. Arkansas, 2-17-01

Opponent Steals

0 steals	0 -- by Washington State, 12/27/08
1 or more steals	4 -- by Auburn, 3/5/11
5 or more steals	12 -- by Georgia, 3/2/11
10 or more steals	12 -- by Georgia, 3/2/11
15 or more steals	16 -- by Miami (Fla.), 12-27-01

The Last Time An LSU Player...

ALL GAMES

Scored 20 or more points	24	Storm Warren, vs. Vanderbilt, 2/26/11
Scored 25 or more points.....	26	Bo Spencer, at Auburn, 2/27/10
Scored 30 or more points	38	Tasmin Mitchell, vs. Auburn, 1/20/10
Scored 35 or more points.....	38	Tasmin Mitchell, vs. Auburn, 1/20/10
Scored 40 or more points	41	Tasmin Mitchell, at Miss State, 2/11/09
Scored 45 or more points	46	Chris Jackson, vs. Vanderbilt, 2-18-90
Scored 50 or more points	51	Chris Jackson, vs. Texas, 1-2-90
Scored 55 or more points	55	Chris Jackson, vs. Ole Miss, 3-4-89
Scored 60 or more	64	Pete Maravich, vs. Kentucky, 2-21-70
Scored double figures in 5 straight games.....	7	Ralston Turner, 2/9/11 to 3/2/11
Scored double figures in 10 straight games	15	Tasmin Mitchell, 11/27/09 to 1/23/10
Scored double figures in 15 straight games	15	Tasmin Mitchell, 11/27/09 to 1/23/10
Scored double figures in 20 straight games.....	48	Glen Davis, 3/5/05 to 12/17/06
Scored double figures in 25 straight games.....	48	Glen Davis, 3/5/05 to 12/17/06
Scored double figures in 30 straight games.....	48	Glen Davis, 3/5/05 to 12/17/06
Scored double figures in 35 straight games.....	48	Glen Davis, 3/5/05 to 12/17/06
Scored double figures in 40 straight games	48	Glen Davis, 3/5/05 to 12/17/06
Scored double figures in 45 or more straight game	48	Glen Davis, 3/5/05 to 12/17/06
Scored 20 points or more in 2 straight games	2	Ralston Turner, 23 vs. McNeese (12/16/10); 21 vs. Wichita St. (12/18/10)
Scored 20 points or more in 3 straight games	3	Bo Spencer, 22 vs. Rice (12/19/09); 23 vs. Washington State (12/22/09); 20 at Xavier (12/29/09)
Scored 20 points or more in 4 straight games	4	Tasmin Mitchell, 26 vs. Louisiana-Lafayette (12/1/09); 24 vs. Northwestern State (12/12/09); 24 vs. Southeastern Louisiana (12/14/09); 27 vs. Nicholls State (12/17/09)
Scored 20 points or more in 5 straight games	6	Marcus Thornton, 25 at Ole Miss (1/12/08); 27 vs. Auburn (1/16/08); 27 at Vandy (1/19/08); 20 vs. Arkansas (1/26/08); 38 at Auburn (1/30/08); 22 vs. Alabama (2/2/08)
Scored 30 points or more in consecutive games	2	Marcus Thornton, 31 vs. Miss. State (1/21/09); 30 vs. Xavier (1/24/09)
Made 10-14 field goals in a game	12	Storm Warren, vs. Vanderbilt, 2/26/11
Made 15 or more field goals in a game.....	15	Tasmin Mitchell, vs. Auburn, 1/20/10
Attempted 15-19 field goals in a game	20	Storm Warren, vs. Vanderbilt, 2/26/11
Attempted 20-24 field goals in a game	20	Storm Warren, vs. Vanderbilt, 2/26/11
Attempted 25-29 field goals in a game	27	Marcus Thornton, at Miss. State, 3/8/08
Attempted 30 or more field goals in a game	34	Ronnie Henderson, vs. Oklahoma State, 12-20-94
Made 5 three pointers in a game	5	Matt Derenbecker, at Ole Miss, 2/9/11
Made 6-9 three pointers in a game.....	6	Marcus Thornton, vs. Florida, 2/24/09
Made 10 or more three pointers in a game.....	10	Chris Jackson, vs. Tennessee, 2-10-90
Attempted 7 three pointers in a game.....	10	Andre Stringer, vs. Vanderbilt, 2/26/11
Attempted 8-10 three pointers in a game	10	Andre Stringer, vs. Vanderbilt, 2/26/11
Attempted 11 or more three pointers in a game	11	Andre Stringer, at Auburn, 1/8/11

The Last Time An LSU Player...

ALL GAMES

Had 10 or more rebounds	11 Malcolm White, at Ole Miss, 2/9/11
Had 15 or more rebound	15 Malcolm White, vs. UT-Martin, 11/18/10
Had 20 or more rebounds	21 Jaime Lloreda, vs. McNeese State, 11-24-03
Had 10 or more rebounds in 2 straight games	2 Storm Warren, 14 vs. Nicholls, 11/16/10; 11 vs. UT-Martin, 11/18/10
Had 10 or more rebounds in 3 straight games	3 Tasmin Mitchell, 10 at Alabama, 1/27/10; 10 at Miss. State, 1/30/10; 17 vs. Tennessee, 2/4/10
.....	
Had 10 or more rebounds in 4 straight games	4 Tasmin Mitchell, 11 vs. Ole Miss, 1/23/10; 10 at Alabama, 1/27/10; 10 at Miss. State, 1/30/10; 17 vs. Tennessee, 2/4/10
.....	
Had 10 or more rebounds in 5 straight games	5 Tasmin Mitchell, 10 vs. Auburn, 1/20/10; 11 vs. Ole Miss, 1/23/10; 10 at Alabama, 1/27/10; 10 at Miss. State, 1/30/10; 17 vs. Tennessee, 2/4/10
.....	
Had 10 or more rebounds in 6 or more games.....	8 Glen Davis, 11 at Alabama, 2/4/06; 16 vs. Arkansas, 2/8/06; 15 at Florida, 2/11/06; 13 vs. Miss. State, 2/15/06; 11 at Auburn, 2/18/06; 11 at Vandy, 2/22/06; 15 vs. Kentucky, 2/25/06; 10 at S. Carolina, 2/28/06
.....	
.....	
Had 9 offensive rebounds in a game.....	9 Malcolm White, vs. UT-Martin, 11/18/10
Had 10 defensive rebounds in a game.....	12 Storm Warren, vs. Nicholls, 11/16/10
.....	
Had 5 or more assists	6 Chris Bass, vs. Vanderbilt, 2/26/11
Had 8 or more assists.....	8 Chris Bass, at Rice, 12/29/10
Had 10 or more assists	12 Torris Bright, vs. McNeese State, 12-7-02
Had 15 or more assists	18 Randy Livingston, vs. George Mason, 12-3-94
.....	
Had 3 or more blocks in a game	3 Storm Warren, vs. Miss. State, 2/5/11
Had 5 or more blocks in a game	6 Malcolm White, at Alabama, 1/29/11
Had 8 or more blocks in a game.....	9 Tyrus Thomas, vs. Tennessee, 1/14/06
Had 10 or more blocks in a game.....	11 Stromile Swift, vs. Alabama, 2-10-99
.....	
Had 3 or more steals in a game.....	3 Storm Warren, vs. Auburn, 3/5/11
Had 5 or more steals in a game.....	5 Chris Bass, vs. Northwestern St., 11/12/10
Had 8 or more steals in a game	8 Clarence Ceasar, vs. Auburn, 1-8-94
Had 10 or more steals in a game	10 Shawn Griggs, vs. Tennessee, 2-23-91
.....	
Had a double-double	Garrett Green, vs. Arkansas, 1/12/11
Had a double-double in 2 straight games	Tasmin Mitchell, at Miss. State, 26 pts-10 reb., 1/30/10; vs. Tennessee, 13 pts-17 reb., 2/4/10
.....	
Had a double-double in 3 or more straight games.....	3 Storm Warren, vs. Northwestern State, 21 pts-16 reb., 12/12/09; vs. Southeastern La. 14 pts-12 reb, 12/14/09; vs. Nicholls St., 13 pts-11 reb., vs. 12/17/09
.....	
Had a double-double in 4 or more straight games	4 Storm Warren, vs. UL-Lafayette, 18 pts-16 reb., 12/1/09; vs. Northwestern State, 21 pts-16 reb., 12/1/09; vs. Southeastern La. 14 pts-12 reb., 12/14/09; vs. Nicholls State, 13 pts-11 reb., 12/17/09
.....	
.....	
Had a triple-double	Shaquille O'Neal, 26 pts-13 reb-11 blks, vs. BYU, 3-19-92
.....	
Played 40 minutes in a game.....	40 Malcom White, vs. McNeese, 12/16/10
.....	41 Ralston Turner, vs. McNeese, 12/16/10
Played 41 or more in a game	41 Ralston Turner, vs. McNeese, 12/16/10
Played 50 or more minutes in a game	54 Maurice Carter, vs. Alabama, 2-10-99

2010-11 LSU Men's Basketball Game Boxscores

Game 1 - LSU 87, Northwestern State 78

11/12/10 7 p.m. at Maravich Center (Baton Rouge, LA)

NW ST	FG-A	3FG-A	FT-A	REB	PF	TP	A	TO	BLK	S	MIN
HULBIN, James f	0-4	0-2	0-2	5	4	0	0	3	1	0	8
EVANS, O.J. c	0-3	0-0	0-0	0	3	0	0	0	0	2	8
DAVIS, Shamir g	1-3	0-1	0-0	1	4	2	0	4	0	0	13
ELLIS, Louis g	1-5	0-2	2-2	4	1	4	1	2	0	1	16
CLARK, Charles g	0-1	0-0	0-0	0	1	0	1	0	0	0	9
KNIGHT, Dominic	1-6	0-1	0-0	1	2	2	1	0	0	1	12
WASHINGTON, T.	1-1	0-0	0-0	1	1	2	0	0	0	0	3
MCCONATHY, L.	0-0	0-0	0-0	0	2	0	2	0	0	0	13
ROBINSON, Patrick	0-1	0-1	0-0	0	0	0	0	0	0	0	3
BAKER, Devon	6-14	3-7	1-2	2	4	16	1	0	0	3	32
PRATT, Will	10-20	1-8	8-12	5	4	29	1	5	0	5	30
MOSLEY, William	4-5	0-0	2-9	9	4	10	0	1	2	2	30
STEWART, Gary	5-7	3-4	0-0	2	2	13	1	2	0	0	23
Team				6							
Totals	29-70	7-26	13-27	36	32	78	8	17	3	14	200

FG% 1st Half	15-30	50.0%	2nd half:	14-40	35.0%	Game:	29-70	41.4%	DB
3FG% 1st Half	4-11	36.4%	2nd half:	3-15	20.0%	Game:	7-26	26.9%	Reb
FT% 1st Half	7-9	77.8%	2nd half:	6-18	33.3%	Game:	13-27	48.1%	7

LSU	FG-A	3FG-A	FT-A	REB	PF	TP	A	TO	BLK	S	MIN
WHITE, Malcolm f	3-8	0-0	6-11	4	4	12	0	4	3	0	34
WARREN, Storm f	2-2	0-0	0-0	4	4	4	2	0	1	0	17
BASS, Chris g	1-1	0-0	2-4	2	2	4	2	5	0	5	18
TURNER, Ralson g	6-12	3-6	6-9	5	2	21	2	2	0	2	38
DOTSON, Aaron g	5-5	0-0	7-8	3	4	17	0	1	1	2	27
GREEN, Garrett	1-1	0-0	0-0	6	2	2	0	1	0	0	11
STRINGER, Andre	5-10	4-9	7-10	3	4	21	5	6	0	0	25
LUDWIG, Eddie	0-0	0-0	4-4	3	5	4	0	2	0	3	18
COURTNEY, Jalen	1-1	0-0	0-0	0	2	0	0	0	0	0	3
DERENBECKER, Matt	0-0	0-0	0-0	0	2	0	0	2	0	0	6
POPULIST, Daron	0-0	0-0	0-0	0	1	0	2	0	0	0	3
Team				3							
Totals	24-40	7-15	32-46	33	30	87	13	25	4	13	200

FG% 1st Half	13-22	59.1%	2nd half:	11-18	61.1%	Game:	24-40	60.0%	DB
3FG% 1st Half	4-10	40.0%	2nd half:	3-5	60.0%	Game:	7-15	46.7%	Reb
FT% 1st Half	13-22	59.1%	2nd half:	19-24	79.2%	Game:	32-46	69.6%	9

Officials: Tony Greene, Bert Smith, Carlos Gonzalez
Attendance: 7842

Northwestern State 41-37 -- 78
LSU 43-44 -- 87

Game 2 - Nicholls 62, LSU 53

11/16/10 7 p.m. at Maravich Center (Baton Rouge, LA)

NICHOLLS	FG-A	3FG-A	FT-A	REB	PF	TP	A	TO	BLK	S	MIN
BOSE, Anatoly f	8-20	2-5	10-13	5	1	28	2	1	0	0	35
MARTIN, Ben g	0-4	0-4	2-3	3	4	2	1	0	0	2	27
FRANKLIN, Kenny g	3-6	2-4	0-1	2	1	8	3	0	1	0	33
HUNTER, Fred g	7-16	2-5	2-4	7	4	18	1	4	0	6	32
CARTER, Kellan g	0-3	0-0	1-2	3	2	1	0	1	0	3	28
THOMAS, Dantrell	0-2	0-0	0-0	2	3	0	0	0	0	1	14
HAMMOND, Bryan	1-2	0-1	0-0	3	1	2	0	1	0	0	12
MOORE, Eldridge	0-0	0-0	3-4	2	2	3	0	1	1	0	15
TALKINGTON, Chris	0-0	0-0	0-0	0	1	0	0	0	0	0	4
ROETHLE, Andy	0-0	0-0	0-0	0	0	0	0	0	0	0	0
Team				6							
Totals	19-53	6-19	18-27	33	19	62	7	8	2	12	200

FG% 1st Half	7-24	29.2%	2nd half:	12-29	41.4%	Game:	19-53	35.8%	DB
3FG% 1st Half	3-7	42.9%	2nd half:	3-12	25.0%	Game:	6-19	31.6%	Reb
FT% 1st Half	4-7	57.1%	2nd half:	14-20	70.0%	Game:	18-27	66.7%	3

LSU	FG-A	3FG-A	FT-A	REB	PF	TP	A	TO	BLK	S	MIN
WHITE, Malcolm f	1-1	0-0	0-0	2	3	2	0	3	1	0	10
WARREN, Storm f	3-7	0-0	2-3	14	2	8	1	2	1	3	36
BASS, Chris g	0-0	0-0	0-2	2	0	0	0	1	0	0	10
TURNER, Ralson g	1-6	0-2	4-4	2	2	6	2	1	0	0	30
DOTSON, Aaron g	1-2	0-1	3-4	2	4	5	1	4	2	0	21
GREEN, Garrett	0-1	0-0	0-2	4	1	0	1	0	0	0	5
STRINGER, Andre	4-13	3-8	3-3	2	0	14	3	0	0	0	31
LUDWIG, Eddie	1-2	0-0	2-2	3	4	0	2	0	0	0	22
DERENBECKER, Matt	5-10	3-7	1-1	6	3	14	0	2	0	0	28
POPULIST, Daron	0-1	0-0	0-0	0	4	0	0	3	0	0	7
Team				1							
Totals	16-43	6-18	15-21	37	22	53	8	18	4	3	200

FG% 1st Half	9-21	42.9%	2nd half:	7-22	31.8%	Game:	16-43	37.2%	DB
3FG% 1st Half	2-7	28.6%	2nd half:	4-11	36.4%	Game:	6-18	33.3%	Reb
FT% 1st Half	5-5	100.0%	2nd half:	10-16	62.5%	Game:	15-21	71.4%	3

Officials: Ted Valentine, D Doug Shows, John Heatly
Technical Fouls: Nicholls -- None. LSU -- None.
Attendance: 6913

Nicholls State 21-41 -- 62
LSU 25-28 -- 53

Game 3 - LSU 79, UT-Martin 56

11/18/10 7 p.m. at Maravich Center (Baton Rouge, LA)

UT-MARTIN	FG-A	3FG-A	FT-A	REB	PF	TP	A	TO	BLK	S	MIN
SIMMONS, Benzor f	1-6	0-2	2-2	3	0	4	1	4	0	1	25
SPENCER, Ron c	0-2	0-0	0-2	4	2	0	0	0	2	0	12
RICHARDSON, Chris g	3-9	1-4	0-1	3	3	7	1	5	0	0	23
LIABO, Mike g	3-8	1-5	2-2	1	2	9	2	0	0	1	20
CLAYTON, Reuben g	7-14	2-3	3-3	4	3	19	0	1	0	1	19
SMITH, Terrence	3-10	0-2	3-4	4	2	9	0	1	0	2	25
MINOR, Omari	1-1	0-0	3-4	2	2	5	0	1	0	0	17
KING, Troy	1-5	0-2	0-0	2	4	2	0	1	0	1	15
IRARRAZABAL, A.	0-2	0-0	0-0	1	0	0	0	0	0	0	16
SMITH, Dane	0-3	0-0	1-4	2	1	1	0	1	0	1	16
MOPO, Pierre	0-0	0-0	0-0	0	3	0	0	0	0	1	12
Team				6							
Totals	19-60	4-18	14-22	32	23	56	4	14	2	8	200

FG% 1st Half	7-22	31.82%	2nd half:	12-38	31.6%	Game:	19-60	31.7%	DB
3FG% 1st Half	1-8	12.5%	2nd half:	3-10	30.0%	Game:	4-18	22.2%	Reb
FT% 1st Half	4-8	50.0%	2nd half:	10-14	71.4%	Game:	14-22	63.6%	3

LSU	FG-A	3FG-A	FT-A	REB	PF	TP	A	TO	BLK	S	MIN
WHITE, Malcolm f	5-13	0-0	2-4	15	2	12	2	3	3	0	31
WARREN, Storm f	6-9	0-0	0-0	11	3	12	0	2	2	2	27
STRINGER, Andre g	3-12	1-7	8-9	2	15	1	2	0	3	0	32
TURNER, Ralson g	4-10	2-5	0-0	1	0	10	0	3	0	1	27
DOTSON, Aaron g	4-8	0-1	5-6	6	3	13	2	3	0	0	19
GREEN, Garrett	1-2	0-0	1-2	3	1	3	0	1	0	1	5
BASS, Chris	2-3	0-0	-0	3	3	4	5	0	0	0	16
LUDWIG, Eddie	0-0	0-0	5-6	1	2	5	0	0	0	0	12
COURTNEY, Jalen	0-1	0-0	1-2	1	1	1	0	0	0	0	4
DERENBECKER, Matt	1-3	0-2	0-0	2	1	2	0	1	0	0	19
POPULIST, Daron	1-1	0-0	0-0	2	2	2	1	0	0	0	8
Team				5							
Totals	27-62	3-15	22-29	52	20	79	11	15	5	7	200

FG% 1st Half	13-32	40.6%	2nd half:	14-30	46.7%	Game:	27-62	43.5%	DB
3FG% 1st Half	2-10	20.0%	2nd half:	1-5	20.0%	Game:	3-15	20.0%	Reb
FT% 1st Half	8-10	80.0%	2nd half:	14-19	73.7%	Game:	22-29	75.9%	4

Officials: J. B. Caldwell, Brian Shey, Chuck Jones
Technical Fouls: UTM -- None. LSU -- None.
Attendance: 6607

UT-Martin 19-37 -- 56
LSU 36-43 -- 79

Game 4 - Memphis 70, LSU 61

11/21/10 4 p.m. at BancorpSouth Arena (Tupelo, MS)

LSU	FG-A	3FG-A	FT-A	REB	PF	TP	A	TO	BLK	S	MIN
WHITE, Malcolm f	1-4	0-0	3-4	4	5	5	0	1	1	0	17
WARREN, Storm f	1-6	0-0	0-0	3	5	2	0	0	0	2	14
STRINGER, Andre g	2-6	1-3	8-11	2	3	13	2	3	0	1	31
TURNER, Ralson g	3-10	2-5	3-4	2	2	11	1	2	1	0	26
DOTSON, Aaron g	3-7	2-2									

Game 5 - LSU 78, Centenary 36

11/24/10 7 p.m. at Maravich Center (Baton Rouge, LA)

CENTENARY	FG-A	3FG-A	FT-A	REB	PF	TP	A	TO	BLK	S	MIN
LOWERY, Logan f	1-8	1-4	0-0	8	1	3	2	3	1	3	32
SIMS, Travis f	2-7	0-1	0-0	3	1	4	1	3	0	1	26
REBOL, Andrew f	0-2	0-0	2-4	2	5	2	1	2	1	0	22
TROTMAN, Jeron f	1-6	0-1	0-0	4	2	2	0	3	2	0	29
DAVIS, Leo g	4-11	2-6	0-0	1	0	10	1	0	0	0	29
BLOUNT, Jonathan	1-3	0-1	0-0	1	2	0	0	0	0	1	8
JOSEPH, Brandon	1-1	0-0	2-2	2	0	4	1	0	0	0	8
HARWELL, Aaron	1-4	0-0	2-4	1	0	4	0	1	0	0	15
COOPER, Quin	0-2	0-1	0-0	2	1	0	0	1	0	0	15
DIALLO, Baba	1-1	0-0	0-0	0	2	2	0	0	0	0	4
NAKWAASAH, Maxx	1-1	1-1	0-0	2	3	3	1	2	0	0	12
Team				1							
Totals	13-46	4-15	6-10	26	16	36	7	15	4	5	200
FG% 1st Half	8-25	32.0%	2nd half:	5-21	23.8%	Game:	13-46	28.3%	DB		
3FG% 1st Half	4-8	50.0%	2nd half:	0-7	0.0%	Game:	4-15	26.7%	Reb		
FT% 1st Half	1-2	50.0%	2nd half:	5-8	62.5%	Game:	6-10	60.0%	4		

LSU	FG-A	3FG-A	FT-A	REB	PF	TP	A	TO	BLK	S	MIN
WHITE, Malcolm f	6-7	0-0	2-2	7	1	14	0	0	0	0	21
WARREN, Storm f	0-6	0-0	1-2	6	1	1	1	1	3	2	16
STRINGER, Andre g	5-7	4-6	2-3	0	1	16	4	1	0	1	19
TURNER, Ralston g	3-6	2-5	0-0	3	1	8	1	2	0	0	21
DOTSON, Aaron g	3-5	2-3	0-0	1	1	8	4	1	0	0	20
GREEN, Garrett	4-9	0-1	0-2	9	1	8	0	0	0	3	16
BASS, Chris	1-2	0-0	1-3	5	1	3	1	1	0	0	16
LUDWIG, Eddie	2-5	0-0	2-3	5	2	6	4	1	0	1	24
COURTNEY, Jalen	0-1	0-1	2-2	3	1	2	0	0	0	0	12
DERENBECKER, Matt	3-8	0-4	0-0	0	1	6	1	1	1	0	22
POPULIST, Daron	2-5	2-4	0-0	2	1	6	1	0	0	0	13
Team				2			1				
Totals	29-61	10-24	10-17	43	12	78	17	9	4	7	200
FG% 1st Half	15-31	48.4%	2nd half:	14-30	46.7%	Game:	29-61	47.5%	DB		
3FG% 1st Half	4-10	40.0%	2nd half:	6-14	42.9%	Game:	10-24	41.7%	Reb		
FT% 1st Half	5-8	62.5%	2nd half:	5-9	55.6%	Game:	10-17	58.8%	3		

Officials: Anthony Jordan, Mike Kitts, Mike Stuart
 Technical Fouls: Centenary -- None. LSU -- None.
 Attendance: 6742

Centenary 21-15 -- 36
 LSU 39-39 -- 78

Game 6 - LSU 80, South Alabama 65

11/28/10 3 p.m. at Mitchell Center (Mobile, Ala.)

LSU	FG-A	3FG-A	FT-A	REB	PF	TP	A	TO	BLK	S	MIN
WHITE, Malcolm f	2-4	0-0	0-0	4	2	4	0	0	1	0	28
WARREN, Storm f	3-7	0-0	3-4	3	3	9	0	0	1	0	17
STRINGER, Andre g	7-13	4-6	3-4	4	1	21	3	2	1	2	30
TURNER, Ralston g	5-7	2-4	5-8	1	5	17	0	1	0	1	22
DOTSON, Aaron g	5-9	4-5	1-2	3	5	15	4	1	0	0	39
GREEN, Garrett	0-3	0-0	0-0	5	3	0	0	3	0	1	11
BASS, Chris	0-0	0-0	1-4	2	2	1	0	0	0	0	12
LUDWIG, Eddie	0-0	0-0	4-4	4	1	4	4	4	0	0	21
COURTNEY, Jalen	0-0	0-0	0-0	0	0	0	0	0	0	0	1
DERENBECKER, Matt	3-3	2-2	1-2	4	2	9	2	0	0	1	15
POPULIST, Daron	0-1	0-0	0-0	1	0	0	1	0	0	0	4
Team				7			3				
Totals	25-47	12-17	18-28	38	24	80	14	14	3	5	200
FG% 1st Half	16-24	66.7%	2nd half:	9-23	39.1%	Game:	25-47	53.2%	DB		
3FG% 1st Half	10-13	76.9%	2nd half:	2-4	50.0%	Game:	12-17	70.6%	Reb		
FT% 1st Half	6-8	75.0%	2nd half:	12-20	60.0%	Game:	18-28	64.3%	6		

SOUTH ALABAMA	FG-A	3FG-A	FT-A	REB	PF	TP	A	TO	BLK	S	MIN
BROCK, Martino f	5-11	1-3	4-7	2	3	15	1	4	1	2	34
RUBIT, Augustine c	3-8	0-0	3-3	3	2	9	0	1	0	0	19
COOKS, Allyn g	1-6	0-2	4-4	3	4	6	1	0	2	2	28
SANDERS, Rico g	1-3	0-1	0-0	1	4	2	1	0	0	0	15
WILLIAMS, Tim g	2-10	1-3	4-6	4	4	9	1	0	0	0	33
REDUS, Gary	1-4	1-2	2-2	2	2	5	1	1	1	0	17
REYES, P. J.	3-5	3-4	3-4	2	2	12	2	1	1	0	14
SIMS, Raymond	0-1	0-1	0-1	0	2	0	2	1	0	0	15
HERSEY, DeAndre	0-0	0-0	0-0	1	0	0	0	0	0	0	3
CARTER, Javier	2-6	0-0	3-4	7	1	7	1	1	2	0	22
Team				4							
Totals	18-54	6-16	23-31	29	24	65	10	9	7	4	200
FG% 1st Half	7-25	28.0%	2nd half:	11-29	37.9%	Game:	18-54	33.3%	DB		
3FG% 1st Half	0-6	00.0%	2nd half:	6-10	60.0%	Game:	6-16	37.5%	Reb		
FT% 1st Half	9-12	75.0%	2nd half:	14-19	73.7%	Game:	23-31	74.2%	3		

Officials: Doug Sirmons, Don Daily, Berth Smith
 Technical Fouls: South Alabama -- Cooks. LSU -- Ralston.
 Attendance: 3653

LSU 48-32 -- 80
 Memphis 23-42 -- 65

Game 7 - LSU 73, Houston 57

11/30/10 7 p.m. at Maravich Center (Baton Rouge, LA)

HOUSTON	FG-A	3FG-A	FT-A	REB	PF	TP	A	TO	BLK	S	MIN
MCNEIL, Maurice f	3-9	0-0	3-7	8	1	9	0	3	0	0	23
VAN SLYKE, Kirk f	4-8	1-1	0-0	3	1	9	0	1	1	0	27
NIXON, Zamal g	2-6	0-3	0-0	1	3	4	1	5	0	3	26
THIBODEAUX, D. g	1-7	0-3	0-0	1	5	2	1	1	1	1	23
BROWN, Adam g	6-11	3-5	0-0	7	1	15	3	2	0	0	38
MCCLEAN, Mikhail	1-2	0-0	0-0	0	1	2	0	0	0	0	6
HAYWOOD, Nick	1-3	1-3	0-0	1	2	3	0	2	0	1	13
JOHNSON, Trumaine	1-3	1-1	0-0	0	2	3	1	3	0	0	20
WASHINGTON, K.	4-9	0-0	2-5	6	4	10	0	2	1	1	24
Team				5							
Totals	23-58	6-16	5-12	32	20	57	6	19	3	6	200
FG% 1st Half	12-30	40.0%	2nd half:	11-28	39.3%	Game:	23-58	39.7%	DB		
3FG% 1st Half	2-9	22.2%	2nd half:	4-7	57.1%	Game:	6-16	37.5%	Reb		
FT% 1st Half	2-5	40.0%	2nd half:	3-7	42.9%	Game:	5-12	41.7%	6		

LSU	FG-A	3FG-A	FT-A	REB	PF	TP	A	TO	BLK	S	MIN
WHITE, Malcolm f	4-7	0-0	1-2	2	4	9	0	0	1	23	
WARREN, Storm f	6-10	0-0	0-0	11	3	12	0	2	4	3	33
STRINGER, Andre g	1-6	0-4	11-12	3	3	13	3	4	0	3	24
TURNER, Ralston g	6-10	2-5	1-2	3	0	15	5	6	0	0	34
DOTSON, Aaron g	3-6	2-2	0-0	3	3	8	2	0	1	0	31
GREEN, Garrett	1-6	0-1	2-4	5	2	4	0	2	0	1	14
BASS, Chris	1-1	0-0	0-0	1	1	2	4	1	0	0	20
LUDWIG, Eddie	2-2	0-0	1-1	3	0	5	0	0	0	2	10
DERENBECKER, Matt	2-4	1-2	0-0	0	0	5	0	1	0	0	11
Team				4			1				
Totals	26-52	5-14	16-21	35	16	73	14	17	5	10	200
FG% 1st Half	17-30	56.7%	2nd half:	9-22	40.9%	Game:	26-52	50.0%	DB		
3FG% 1st Half	3-8	37.5%	2nd half:	2-6	33.3%	Game:	5-14	35.7%	Reb		
FT% 1st Half	1-3	33.3%	2nd half:	15-18	83.3%	Game:	15-18	76.2%	3		

Officials: Mike Stewart, Lee Cassell, Glen Tuitt
 Technical Fouls: Houston -- None. LSU -- None.
 Attendance: 6688

Houston 28-29 -- 57
 LSU 38-35 -- 73

Game 8 - LSU 59, Central Michigan 55

12/11/10 7 p.m. at Maravich Center (Baton Rouge, LA)

CMU	FG-A	3FG-A	FT-A	REB	PF	TP	A	TO	BLK	S	MIN
MCCLURE, Williams f	1-2	0-0	2-2	5	4	4	0	1	0	0	18
ZEIGLER, Trey g	7-17	1-1	3-4	6	3	18	1	2	0	3	36
RASHID, Amir g	1-6	0-2	1-2	4	3	3	0	3	0	4	35
WEARY, Antonio g	0-2	0-2	0-0	1	3	0	1	2	0	2	26
THOMAS, Jain g	4-9	2-3	11-12	7	1	21	0	2	0	0	34
CRADDOCK, Finis	0-0	0-0	0-0	1	0	0	0	0	0	0	8
COIMBRA, Andre	2-4	0-0	0-1	2	4	4	0	3	0	0	19
JACKSON, Derek	2-6	0-2	1-2	0	0	5	0	0	0	0	15
VOSS, Colin	0-2	0-0	0-0	2	0	0	0	2	0	0	6
HARDEN, Jevon	0-0	0-0	0-0	0	0	0	0	1	2	0	3
Team				1							
Totals	17-48	3-10	18-23	29	18	55	2	16	2	9	200
FG% 1st Half	6-22	27.3%	2nd half:	11-2	42.3%	Game:	17-48	35.4%	DB		
3FG% 1st Half	2-6	33.3%	2nd half:	1-4	25.0%	Game:	3-10	30.0%	Reb		
FT% 1st Half	7-8	87.5%	2nd half:	11-15	73.3%	Game:	18-23	78.3%	2		

LSU	FG-A	3FG-A	FT-A	REB	PF	TP	A	TO	BLK	S	MIN
WHITE, Malcolm f	5-11	0-0	2-4	4	2	12	0	0	2	2	30
WARREN, Storm f	4-7	0-0	0-0	4	2	8	0	1	1	0	29
STRINGER, Andre g	1-6	0-2	6-6	1	3	8	0	6	0	1	21
TURNER, Ralston g	3-4	3-4	0-2	7	3	9	4	1	0	1	38
DOTSON, Aaron g	2-4	0-1	5-6	0	3	9	2	2	0	1	34
GREEN, Garrett	1-1	0-0	0-0	3	0	2	0	0	0	0	6
BASS, Chris	2-5	0-0	2-2	4	0	6	4	3	0	1	17
LUDWIG, Eddie	1-3	0-0	1-2	2	2	3	0	1	0	0	8
HARRIS, Dennis	1-1	0-0	0-0	0	0	2	0	1	1	2	6
DERENBECKER, Matt	0-0	0-0	0-0	0	2	0	1	1	0	0	7
POPULIST, Daron	0-0	0-0	0-0	0	0	0	1	0	0	0	4
Team				5			1				

Game 9 - Coastal Carolina 78, LSU 69 (ot)

12/13/10 7 p.m. at Maravich Center (Baton Rouge, LA)

COASTAL	FG-A	3FG-A	FT-A	REB	PF	TP	A	TO	BLK	S	MIN
MCLAURIN, Sam f	1-2	0-0	0-0	7	4	2	1	3	0	2	20
GRAY, Chad f	7-12	4-5	4-6	7	1	22	0	4	2	1	37
NIEMAN, Danny g	1-5	0-1	6-6	4	2	8	4	1	0	1	37
HOLLOWAY, D. g	8-17	0-3	2-2	7	3	18	0	5	0	2	39
GREENWOOD, K. g	1-3	0-1	1-4	2	0	3	1	1	0	0	19
CRAWFORD, Brandon	1-2	0-0	0-0	2	3	2	0	1	1	0	15
RAFFA, Anthony	2-6	1-4	4-4	2	3	9	1	0	0	2	34
HOLMES, Mike	6-13	0-0	2-4	10	2	14	0	1	2	0	24
Team				4							
Totals	27-60	5-14	19-26	45	18	76	7	16	5	8	225

FG% 1st Half	12-29	41.4%	2nd half:	11-25	44.0%	OT:	4-6	66.7%	Game:	45.0%	DB
3FG% 1st Half	1-4	25.0%	2nd half:	2-7	28.6%	OT:	2-3	66.7	Game:	35.7%	Reb
FT% 1st Half	5-10	50.0%	2nd half:	10-12	83.3%	OT:	4-4	100.0	Game:	73.1%	3

LSU	FG-A	3FG-A	FT-A	REB	PF	TP	A	TO	BLK	S	MIN
WHITE, Malcolm f	2-3	0-0	1-4	3	4	5	0	1	0	0	19
WARREN, Storm f	4-6	0-0	0-0	5	3	8	0	3	0	1	22
STRINGER, Andre g	6-15	4-8	0-0	2	3	16	5	2	0	2	33
TURNER, Ralston g	5-16	1-9	4-4	6	4	15	1	3	0	1	35
DOTSON, Aaron g	2-8	1-3	4-6	5	2	9	3	5	1	0	37
GREEN, Garrett	4-6	0-0	1-3	4	1	9	0	0	2	0	20
BASS, Chris	2-2	0-0	0-0	0	2	4	1	1	0	0	14
LUDWIG, Eddie	0-0	0-0	0-0	1	0	0	0	0	0	1	11
COURTNEY, Jalen	0-0	0-0	0-0	0	0	0	0	0	0	0	1
HARRIS, Dennis	0-2	0-0	0-0	3	2	0	0	1	1	0	15
DERENBECKER, Matt	1-6	1-2	0-0	1	2	3	3	0	0	0	18
Team				5							
Totals	26-64	7-22	10-17	35	23	69	13	16	4	5	225

FG% 1st Half	14-25	56.0%	2nd half:	10-31	32.3%	OT:	2-8	25.0%	Game:	40.6%	DB
3FG% 1st Half	2-6	33.3%	2nd half:	4-11	36.4%	OT:	1-5	20.0%	Game:	31.8%	Reb
FT% 1st Half	5-7	71.4%	2nd half:	5-8	62.5%	OT:	0-2	0.0%	Game:	58.8%	2

Officials: Tony Greene, Anthony Jordan, Mike Nanc
 Technical Fouls: Coastal -- None. LSU -- None.
 Attendance: 6425

Coastal Carolina 30-34-14 -- 78
 LSU 35-29-5 -- 69

--

Game 10 - LSU 78, McNeese 66 (ot)

12/16/10 7 p.m. at Maravich Center (Baton Rouge, LA)

MCNEESE	FG-A	3FG-A	FT-A	REB	PF	TP	A	TO	BLK	S	MIN
RICHARD, Patrick f	3-9	0-2	0-0	5	3	6	0	1	0	1	28
ALAWOYA, P. J. f	4-6	0-0	2-4	11	2	10	0	2	0	3	36
RICHARD, Daniel f	0-2	0-0	0-0	1	3	0	1	2	0	1	14
KAPELAN, Diego g	1-13	1-10	5-6	2	3	8	2	0	0	0	27
COLLINS, Curry g	6-10	2-3	1-2	3	0	15	2	0	0	1	43
MITCHELL, Jeremie	0-1	0-1	0-0	0	0	0	0	1	0	0	4
CANNON, Dontae	0-1	0-0	0-0	0	2	0	0	1	0	0	2
REGIS, Brandon	1-1	0-0	0-0	0	1	2	0	0	0	0	0
MARTIN, Stephan	5-11	2-6	2-2	4	1	14	3	3	0	3	30
KONATE, Mari	3-4	1-1	0-0	2	1	7	0	0	0	1	14
DAVID, Preston	2-7	0-0	0-1	8	4	4	1	2	6	1	27
QUEEN, Tyson	0-0	0-0	0-0	0	0	0	0	0	0	0	0+
Team				3							
Totals	25-65	6-23	10-15	39	20	66	9	12	6	11	225

FG% 1st Half	12-27	44.4%	2nd half:	10-27	37.0%	OT:	3-11	27.3%	Game:	38.5%	DB
3FG% 1st Half	2-9	22.2%	2nd half:	4-9	44.4%	OT:	0-5	0.0%	Game:	26.1%	Reb
FT% 1st Half	2-2	100.0%	2nd half:	8-13	61.5%	OT:	0-0	0.0%	Game:	66.7%	3, 1

LSU	FG-A	3FG-A	FT-A	REB	PF	TP	A	TO	BLK	S	MIN
WHITE, Malcolm f	4-5	0-0	5-10	9	3	13	0	2	3	1	40
WARREN, Storm f	8-12	0-0	1-2	6	2	17	1	2	1	1	35
STRINGER, Andre g	5-12	2-5	3-4	6	3	15	5	4	2	0	38
TURNER, Ralston g	6-15	3-10	8-10	2	3	23	3	3	0	1	41
DOTSON, Aaron g	1-7	0-3	5-5	3	2	7	3	1	1	0	31
GREEN, Garrett	1-4	1-1	0-0	3	2	3	1	0	0	0	14
BASS, Chris	0-1	0-0	0-0	3	0	0	2	1	0	0	11
LUDWIG, Eddie	0-0	0-0	0-0	0	0	0	0	0	0	0	2
DERENBECKER, Matt	0-1	0-1	0-0	1	1	0	1	0	0	0	13
Team				7							
Totals	25-57	6-20	22-31	40	16	78	16	13	7	3	225

FG% 1st Half	10-29	34.5%	2nd half:	10-22	45.5%	OT:	5-6	83.3%	Game:	43.9%	DB
3FG% 1st Half	4-11	36.4%	2nd half:	1-8	12.5%	OT:	1-1	100.0%	Game:	30.0%	Reb
FT% 1st Half	5-8	62.5%	2nd half:	10-14	71.4%	OT:	7-9	77.8%	Game:	71.0%	3

Officials: Mike Stuart, Mike Kitts, Les Jones
 Technical Fouls: McNeese -- None. LSU -- None.
 Attendance: 6445

McNeese State 28-32--6 -- 66
 LSU 29-31-18 -- 78

Game 11 - Wichita State 70, LSU 69

12/18/10 7 p.m. at CenturyTel Center (Bossier City, La.)

WICHITA	FG-A	3FG-A	FT-A	REB	PF	TP	A	TO	BLK	S	MIN
ELLIS, Aaron f	1-4	0-0	0-0	4	5	2	0	2	0	0	17
DURLEY, J. T. c	4-11	1-3	4-4	4	4	13	0	2	1	0	28
HATCH, Graham g	2-4	0-2	0-1	5	3	4	1	2	0	0	33
MURRY, Toure' g	3-12	0-3	7-8	5	3	13	2	5	0	3	32
KYLES, David g	3-10	3-8	4-4	7	1	13	0	2	0	1	33
RAGLAND, Joe	2-2	0-0	2-2	0	1	6	0	0	0	0	19
WILLIAMS, Demetric	0-0	0-0	0-0	0	0	0	0	0	0	0	1
SMITH, Ben	0-0	0-0	0-0	0	0	0	1	0	0	0	2
BLAIR, Gabe	2-5	0-0	3-7	8	3	7	0	0	2	0	23
STUTZ, Garrett	4-4	1-1	3-4	2	4	12	0	2	0	0	12
Team				6							
Totals	21-52	5-17	23-30	41	24	70	4	15	3	4	200

FG% 1st Half	11-27	40.7%	2nd half:	10-25	40.0%	Game:	21-52	40.5%	DB
3FG% 1st Half	1-6	16.7%	2nd half:	4-11	36.4%	Game:	5-17	29.4%	Reb
FT% 1st Half	14-17	82.4%	2nd half:	9-13	69.2%	Game:	23-30	75.7%	1

LSU	FG-A	3FG-A	FT-A	REB	PF	TP	A	TO	BLK	S	MIN
WHITE, Malcolm f	1-4	0-0	1-2	1	2	3	0	3	0	0	19
WARREN, Storm f	1-1	0-0	0-0	4	4	2	0	2	0	1	13
STRINGER, Andre g	5-15	2-8	6-8	2	2	18	1	2	0	1	32
TURNER, Ralston g	6-13	5-9	4-4	2	4	21	0	2	0	0	31
DOTSON, Aaron g	1-3	0-0	0-0	2	4	2	2	0	0	0	25
GREEN, Garrett	3-7	1-1	8-12	13	3	15	0	1	2	1	33
BASS, Chris	1-3	0-0	0-0	0	0	2	2	1	0	2	20
LUDWIG, Eddie	0-3	0-0	2-2	3	0	2	0	0	0	0	5
COURTNEY, Jalen	0-1	0-1	0-0	0	0	0	0	0	0	0	2
HARRIS, Dennis	0-1	0-0	0-0	2	1	0	0	0	0	0	6
DERENBECKER, Matt	1-5	0-2	2-3	1	2	4	1	0	0	1	14
Team				6							
Totals	19-56	8-21	23-31	36	22	69	6	11	2	6	200

FG% 1st Half	8-35	22.9%	2nd half:	11-21	52.4%	Game:	19-56	33.9%	DB
3FG% 1st Half	1-10	10.0%	2nd half:	7-11	63.6%	Game:	8-21	38.1%	Reb
FT% 1st Half	6-7	85.7%	2nd half:	17-24	70.8%	Game:	23-31	74.2%	5

Officials: Doug Sirmons, Pat Adams, Earnie Pheal
 Technical Fouls: Wichita State -- None. LSU -- None.
 Attendance: 2165

Wichita State 37-33 -- 70
 LSU 23-46 -- 69

Game 12 - North Texas 75, LSU 55

12/22/10 7 p.m. at Maravich Center (Baton Rouge, LA)

NORTH TEXAS	FG-A	3FG-A	FT-A	REB	PF	TP	A	TO	BLK	S	MIN
ODUFUWA, George f	5-12	0-0	1-2	9	2	11	0	2	1	3	33
KNOX, Ben c	1-2	0-0	0-0	5	1	2	1	1	1	0	21
WHITE, Josh g	7-12	0-2	5-5	2	1	19	2	1	0	1	32
THOMPSON, Tristan g	5-9	0-2	4-4	2	2	14	0	5	0	0	31
SHORTER, Shannon g	1-5	1-2	2-2	5	0	5	2	1	0	1	21
JOHNSON, D.	5-9	1-2	0-0	3	2	11	2	1	0	2	25
REDMOND, Avery	0-0	0-0	0-0	0	0	0	0	1			

Game 13 - LSU 62, Southern 41

12/27/10 6 p.m. at Maravich Center (Baton Rouge, LA)

SOUTHERN	FG-A	3FG-A	FT-A	REB	PF	TP	A	TO	BLK	S	MIN
INGRAM, Julius f	1-7	0-0	0-0	7	4	2	0	3	1	2	30
BOL, Madut c	3-7	0-0	0-0	4	3	6	0	0	1	0	13
WHITE, Brandon g	3-10	0-1	2-4	6	1	8	1	4	0	1	30
GRACE, Jameel g	2-6	1-3	3-4	7	1	8	0	3	0	0	33
SANFORD, Blake g	0-8	0-4	1-2	1	0	1	0	1	0	0	22
COLEMAN, Frederick	0-2	0-0	0-0	2	3	0	1	1	0	0	15
WEBB, Neal	3-5	0-1	0-0	1	6	0	0	0	2	2	23
COLEMAN, Patrick	0-2	0-1	0-0	0	0	0	0	0	0	0	7
CHASE, Ray Ray	5-9	0-0	0-1	8	1	10	0	3	2	3	27
Team				3							
Totals	17-56	1-10	6-11	39	14	41	2	15	4	8	200

FG% 1st Half	4-26	15.4%	2nd half:	13-30	43.3%	Game:	17-56	30.4%	DB
3FG% 1st Half	1-5	20.0%	2nd half:	0-5	0.0%	Game:	1-10	10.0%	Reb
FT% 1st Half	3-4	75.0%	2nd half:	3-7	42.9%	Game:	6-11	54.5%	2

LSU	FG-A	3FG-A	FT-A	REB	PF	TP	A	TO	BLK	S	MIN
GREEN, Garrett f	1-6	0-0	1-2	4	3	3	0	2	1	0	15
WARREN, Storm f	2-6	0-0	1-1	6	2	5	3	1	1	3	27
STRINGER, Andre g	2-11	2-8	0-0	5	1	6	4	1	0	0	32
TURNER, Ralston g	6-14	3-9	0-0	2	0	15	1	2	1	1	26
DOTSON, Aaron g	1-3	0-0	4-4	4	2	6	3	0	0	1	20
BASS, Chris	0-1	0-0	0-0	2	0	0	2	3	0	1	15
WHITE, Malcolm	7-11	0-0	2-4	11	2	16	0	2	3	0	24
LUDWIG, Eddie	1-3	0-0	0-1	4	1	2	0	0	0	1	9
COURTNEY, Jalen	0-0	0-0	1-2	1	0	1	0	0	0	0	5
DERENBECKER, Matt	3-7	2-4	0-0	2	2	8	3	0	0	1	24
POPULIST, Daron	0-0	0-0	0-0	0	0	0	0	0	0	0	3
Team				4							
Totals	23-62	7-21	9-14	45	13	62	16	11	6	8	200

FG% 1st Half	10-33	30.3%	2nd half:	13-29	44.8%	Game:	23-62	37.1%	DB
3FG% 1st Half	3-12	25.0%	2nd half:	4-9	44.4%	Game:	7-21	33.3%	Reb
FT% 1st Half	5-9	55.6%	2nd half:	4-5	80.0%	Game:	9-14	64.3%	2

Officials: Tom Eades, Rick Hartzell, Roger Ayers
 Technical Fouls: Southern -- None. LSU -- None.
 Attendance: 6739

Southern	12-29	-- 41
LSU	28-34	-- 62

Game 14 - Rice 74, LSU 68

12/29/10 7 p.m. at Tudor Fieldhouse (Houston, Texas)

LSU	FG-A	3FG-A	FT-A	REB	PF	TP	A	TO	BLK	S	MIN
WHITE, Malcolm f	1-4	0-0	0-0	4	5	2	1	0	0	0	13
GREEN, Garrett f	2-5	0-0	0-0	3	3	4	0	0	0	1	12
STRINGER, Andre g	5-12	4-8	5-8	0	5	19	4	2	0	2	27
TURNER, Ralston g	4-18	4-12	2-5	2	4	14	1	1	0	1	30
DOTSON, Aaron g	1-2	0-0	0-1	1	5	2	0	2	0	0	18
BASS, Chris	1-2	1-1	0-0	1	0	3	8	1	0	2	24
LUDWIG, Eddie	0-0	0-0	0-0	4	5	0	0	1	0	2	13
COURTNEY, Jalen	0-1	0-0	0-0	0	2	0	0	1	0	0	8
DERENBECKER, Matt	5-9	3-6	4-5	3	2	17	0	1	0	0	23
WARREN, Storm	3-8	0-0	1-5	9	4	7	0	2	0	1	29
POPULIST, Daron	0-1	0-1	0-0	0	2	0	0	0	0	0	3
Team				4							
Totals	22-62	12-28	12-24	31	37	68	14	11	0	9	200

FG% 1st Half	9-26	34.6%	2nd half:	13-36	36.1%	Game:	22-62	35.5%	DB
3FG% 1st Half	8-14	57.1%	2nd half:	4-14	28.6%	Game:	12-28	42.9%	Reb
FT% 1st Half	0-5	00.0%	2nd half:	12-19	63.2%	Game:	12-24	50.0%	6

RICE	FG-A	3FG-A	FT-A	REB	PF	TP	A	TO	BLK	S	MIN
KAZEMI, Arsalan f	4-6	0-0	11-17	17	3	19	1	1	1	2	31
KUIPERS, Lucas f	4-7	1-3	0-0	3	3	9	1	1	0	0	27
ABRAHAM, Trevan g	2-2	0-0	1-2	1	4	5	0	1	0	0	12
JACKSON, Tamir g	4-5	0-0	8-13	3	2	16	4	5	0	1	34
PFLIEGER, Cory g	2-4	1-3	0-1	1	0	5	3	2	0	1	34
SCHWARZE, Nate	0-0	0-0	0-0	0	0	0	1	0	0	0	6
FRIZZELLE, Connor	2-11	0-3	9-10	3	2	13	0	1	0	0	23
BRAIMOH, Suleiman	2-2	0-0	1-2	4	3	5	0	0	0	0	14
BEASLEY, Bryan	0-0	0-0	2-2	2	2	2	0	1	1	1	9
STANTON, Trey	0-1	0-1	0-0	3	1	0	0	2	1	0	10
Team				2							
Totals	20-38	2-10	32-47	39	20	74	10	14	3	5	200

FG% 1st Half	9-19	47.4%	2nd half:	11-29	37.9%	Game:	20-38	52.6%	DB
3FG% 1st Half	1-4	25.0%	2nd half:	1-6	16.7%	Game:	2-10	20.0%	Reb
FT% 1st Half	12-21	57.1%	2nd half:	20-26	76.9%	Game:	32-47	68.1%	9

Officials: Gary Maxwell, James Breeding, Brent Meaux
 Technical Fouls: Rice -- None. LSU -- Ralston.
 Attendance: 3358

LSU	26-42	-- 68
Rice	31-43	-- 74

Game 15 - Virginia 64, LSU 50

1/2/11 5:30 p.m. at John Paul Jones Arena (Charlottesville, Va.)

LSU	FG-A	3FG-A	FT-A	REB	PF	TP	A	TO	BLK	S	MIN
WHITE, Malcolm f	3-9	0-0	5-5	6	3	11	1	2	0	0	33
LUDWIG, Eddie f	0-1	0-0	1-2	4	0	1	1	0	0	0	18
STRINGER, Andre g	2-6	1-3	1-2	2	0	6	1	2	0	1	35
TURNER, Ralston g	5-13	1-5	0-2	5	4	11	1	2	1	1	30
DOTSON, Aaron g	1-7	1-2	4-4	4	3	7	1	1	1	0	27
BASS, Chris	1-5	0-2	0-0	3	2	2	2	2	0	0	22
GREEN, Garrett	6-9	0-1	0-2	5	2	12	0	3	1	1	27
COURTNEY, Jaen	0-0	0-0	0-0	0	0	0	0	0	0	0	1
DERENBECKER, Matt	0-1	0-0	0-0	0	1	0	0	0	0	0	6
POPULIST, Daron	0-0	0-0	0-0	0	0	0	0	0	0	0	1
Team				3							
Totals	18-51	3-13	11-17	32	15	50	7	12	3	3	200

FG% 1st Half	10-25	40.0%	2nd half:	8-26	30.8%	Game:	18-51	35.3%	DB
3FG% 1st Half	0-4	0.0%	2nd half:	3-9	33.3%	Game:	3-13	23.1%	Reb
FT% 1st Half	2-6	33.3%	2nd half:	9-11	81.8%	Game:	11-17	64.7%	4

VIRGINIA	FG-A	3FG-A	FT-A	REB	PF	TP	A	TO	BLK	S	MIN
SHERRILL, Will g	3-4	2-2	0-0	5	3	8	1	1	1	1	24
SENE, Assane c	0-0	0-0	0-0	6	4	0	0	2	1	1	19
EVANS, Jontel g	4-7	0-1	0-0	4	1	8	6	0	0	3	32
HARRIS, Joe g	2-9	2-5	3-4	5	1	9	0	2	2	1	21
HARRELL, KT g	4-9	1-3	6-7	3	3	15	0	1	0	0	26
FARRAKHAN, M.	2-6	1-5	6-8	3	0	11	2	1	0	0	25
REGAN, Will	2-8	0-1	0-0	4	0	4	0	1	2	0	19
ZEGLINSKI, Sammy	0-3	0-2	0-0	1	0	0	0	2	0	0	15
MITCHELL, Akil	4-6	0-0	1-2	3	3	9	1	1	0	0	19
Team				2							
Totals	21-52	6-19	16-21	36	15	64	10	11	6	6	200

FG% 1st Half	10-28	35.7%	2nd half:	11-24	45.8%	Game:	21-52	40.4%	DB
3FG% 1st Half	3-12	25.0%	2nd half:	3-7	42.9%	Game:	6-19	31.6%	Reb
FT% 1st Half	3-4	75.0%	2nd half:	13-17	76.5%	Game:	16-21	76.2%	3

Officials: Jamie Luckie, Roger Ayers, Les Jones
 Technical Fouls: Virginia -- None. LSU -- TEAM.
 Attendance: 10049

LSU	22-28	-- 50
Virginia	26-38	-- 64

Game 16 - LSU 62, Auburn 55

1/8/11 5 p.m. at Auburn Arena (Auburn, Ala.)

LSU	FG-A	3FG-A	FT-A	REB	PF	TP	A	TO	BLK	S	MIN
WHITE, Malcolm f	2-6	0-0	3-4	5	4	7	1	2	1	0	21
LUDWIG, Eddie f	1-3	0-0	4-5	4	1	6	2	2	0	2	23
STRINGER, Andre g	3-13	2-11	1-3	2	0	9	3	1	0	2	37
DERENBECKER, M. g	6-12	3-7	0-0	8	2	15	3	2	0	1	39
DOTSON, Aaron g	1-5	0-1	0-1	4	2	2	0	3	0	2	23
BASS, Chris	1-3	0-0	1-1	3	1	3	4	4	0	0	22
GREEN, Garrett	9-11	0-0	0-0	5	3	18	1	3	1	1	28
WARREN, Storm	1-3	0-0	0-2	6	0	2	0	1	2	1	7
Team				4							
Totals	24-56	5-19	9-16	41							

Game 17 - LSU 56, Arkansas 53

1/12/11 7 p.m. at Maravich Center (Baton Rouge, LA)

ARKANSAS	FG-A	3FG-A	FT-A	REB	PF	TP	A	TO	BLK	S	MIN
JOHNSON, Delvon f	4-6	0-0	2-2	5	2	10	0	1	3	2	33
POWELL, Marshawn f	7-12	0-0	1-1	6	4	15	0	0	0	0	21
CLARKE, Rotnei g	1-7	1-7	2-3	3	1	5	1	1	0	0	29
NOBLES, Julysens g	1-10	0-6	2-2	0	5	4	1	1	0	0	29
PETERSON, jeff g	1-8	0-3	0-0	2	2	2	4	3	0	0	19
WADE, Mardracus	1-2	0-1	2-3	1	3	4	1	1	0	2	19
FARMER, Jemal	0-0	0-0	0-0	0	1	0	0	1	0	1	2
BRYANT, Glenn	1-1	0-0	1-2	2	3	3	0	0	0	0	2
BRITT, Marcus	3-7	1-3	1-1	2	3	8	2	1	0	2	22
WAITHE, Marvell	0-1	0-0	0-0	2	0	0	0	0	0	0	5
SANCHEZ, Michael	0-3	0-0	2-2	3	1	2	0	1	0	0	12
Team				6							
Totals	19-57	2-20	13-16	32	25	53	9	10	3	7	200

FG% 1st Half	5-27	18.5%	2nd half:	14-30	46.7%	Game:	19-57	33.3%	DB
3FG% 1st Half	1-9	11.1%	2nd half:	1-11	9.1%	Game:	2-20	10.0%	Reb
FT% 1st Half	6-9	66.7%	2nd half:	7-7	100.0%	Game:	13-16	81.3%	1

LSU	FG-A	3FG-A	FT-A	REB	PF	TP	A	TO	BLK	S	MIN
WHITE, Malcolm f	6-11	0-0	1-2	7	4	13	1	4	1	0	25
LUDWIG, Eddie f	1-2	0-0	1-2	1	3	3	0	0	0	0	12
STRINGER, Andre g	2-8	1-5	6-9	4	0	11	7	2	0	1	35
DERENBECKER, M. g	5-9	0-4	2-4	6	2	12	2	3	0	2	38
DOTSON, Aaron g	0-2	0-2	3-4	8	0	3	1	4	0	0	27
BASS, Chris	0-3	0-0	2-2	2	2	2	2	0	0	0	18
WARREN, Storm	1-3	0-0	0-1	5	0	2	0	0	1	2	11
Team				3							
Totals	19-48	1-13	17-31	46	14	56	14	14	3	6	200

FG% 1st Half	12-28	42.9%	2nd half:	7-20	35.0%	Game:	19-48	39.6%	DB
3FG% 1st Half	1-12	8.3%	2nd half:	0-1	0.0%	Game:	1-13	7.7%	Reb
FT% 1st Half	6-13	50.0%	2nd half:	11-19	57.9%	Game:	17-31	54.8%	5

Officials: Antinio Petty, Mike Nance, Ron Groover
 Technical Fouls: Arkansas -- None. LSU -- None.
 Attendance: 7023

Arkansas 17-36 -- 53
 LSU 31-25 -- 56

Game 18 -- Kentucky 82, LSU 44

1/15/11 4 p.m. at Rupp Arena (Lexington, Ky.)

LSU	FG-A	3FG-A	FT-A	REB	PF	TP	A	TO	BLK	S	MIN
WHITE, Malcolm f	0-3	0-0	0-0	3	5	0	0	1	2	0	15
LUDWIG, Eddie f	3-6	1-1	0-0	4	1	7	0	1	0	0	18
STRINGER, Andre g	3-16	0-10	0-0	4	2	6	1	4	0	1	30
DERENBECKER, M. g	2-9	0-5	0-0	2	1	4	3	0	0	0	26
DOTSON, Aaron g	2-6	0-3	6-9	4	3	10	0	2	0	2	35
BASS, Chris	0-3	0-0	0-0	5	1	0	4	3	0	0	29
GREEN, Garrett	5-16	2-5	1-2	9	4	13	0	2	1	0	26
WARREN, Storm	2-5	0-0	0-1	1	0	4	0	1	2	0	13
COURTNEY, Jalen	0-1	0-0	0-0	2	0	0	0	1	0	0	8
Team				8							
Totals	17-65	3-24	7-12	42	17	44	8	15	5	3	200

FG% 1st Half	6-33	18.2%	2nd half:	11-32	34.4%	Game:	17-65	26.2%	DB
3FG% 1st Half	1-12	8.3%	2nd half:	2-12	16.7%	Game:	3-24	12.5%	Reb
FT% 1st Half	6-10	60.0%	2nd half:	1-2	50.0%	Game:	7-12	58.3%	1,3

KENTUCKY	FG-A	3FG-A	FT-A	REB	PF	TP	A	TO	BLK	S	MIN
HARRELLSON, Josh f	1-6	0-0	0-1	14	2	2	0	2	3	2	24
MILLER, Darius g	7-11	1-4	0-0	4	2	15	0	1	1	2	26
KNIGHT, Brandon g	7-14	5-7	0-0	6	0	19	2	1	0	2	32
LAMB, Doron g	3-7	1-2	3-3	4	2	10	5	1	0	1	22
LIGGINS, DeAndre g	6-10	3-3	0-0	1	1	15	3	0	1	2	32
POOLE, Stacey	0-1	0-0	0-0	1	1	0	0	0	0	0	4
JONES, Terrence	3-12	0-2	11-14	7	2	17	0	2	1	0	23
HOOD, Jon	1-6	0-2	0-0	4	2	2	3	0	0	1	20
POLSON, Jarrod	0-0	0-0	0-0	0	0	0	0	0	0	0	3
VARGAS, Eloy	1-3	0-0	0-0	4	1	2	0	0	0	0	14
Team				5							
Totals	29-70	10-20	14-18	50	13	82	13	7	6	10	200

FG% 1st Half	17-36	47.2%	2nd half:	12-34	35.3%	Game:	29-70	41.4%	DB
3FG% 1st Half	7-12	58.3%	2nd half:	3-8	37.5%	Game:	10-20	50.0%	Reb
FT% 1st Half	7-11	63.6%	2nd half:	7-7	100.0%	Game:	14-18	77.8%	1,1

Officials: J. B. Caldwell, Bert Smith, Bruce Benedict
 Technical Fouls: Kentucky -- None. LSU -- None.
 Attendance: 24,330

LSU 19-25 -- 44
 Kentucky 48-34 -- 82

Game 19 - Ole Miss 78, LSU 51

1/22/11 12:47 p.m. at Maravich Center (Baton Rouge, LA)

OLE MISS	FG-A	3FG-A	FT-A	REB	PF	TP	A	TO	BLK	S	MIN
HENRY, Terrance f	5-6	2-3	1-1	10	2	13	0	5	1	1	32
BUCKNER, Reginald f	0-2	0-0	3-4	2	4	3	0	2	6	0	29
WARREN, Chris g	6-10	4-6	2-2	4	3	18	5	0	0	0	33
WILLIAMS, Nick g	5-6	0-0	4-5	4	2	14	4	2	0	2	32
GRAHAM, Zach g	7-9	3-3	0-0	3	3	17	2	3	0	0	22
BOGAN, Will	0-0	0-0	0-0	0	0	0	0	0	0	0	1
NELSON, Dundreous	3-6	0-2	0-1	2	0	6	2	4	1	2	17
SHORT, Steadman	1-2	0-0	0-1	3	4	2	0	1	0	1	15
GASKINS, Trevor	1-3	1-2	0-0	2	2	3	3	1	0	0	14
WILLIAMS, Donald	0-1	0-1	0-0	0	0	0	0	0	0	0	2
COX, Demarco	0-0	0-0	2-2	1	0	2	0	0	0	0	3
Team				2							
Totals	28-45	10-17	12-16	33	20	78	16	18	8	6	200

FG% 1st Half	14-25	56.0%	2nd half:	14-20	70.0%	Game:	28-45	62.2%	DB
3FG% 1st Half	3-7	42.9%	2nd half:	7-10	70.0%	Game:	10-17	58.8%	Reb
FT% 1st Half	7-9	77.8%	2nd half:	5-7	71.4%	Game:	12-16	75.0%	2

LSU	FG-A	3FG-A	FT-A	REB	PF	TP	A	TO	BLK	S	MIN
GREEN, Garrett f	2-8	0-2	1-4	1	2	5	0	0	1	1	32
WHITE, Malcolm f	2-6	0-0	2-2	4	4	6	0	5	0	1	21
STRINGER, Andre g	3-6	3-5	2-2	1	1	11	2	2	0	0	32
DERENBECKER, M. g	4-11	2-6	4-4	5	3	14	1	1	0	4	37
DOTSON, Aaron g	1-3	0-1	3-3	2	1	5	3	3	0	1	27
BASS, Chris	0-3	0-1	0-0	1	2	0	2	2	0	0	16
LUDWIG, Eddie	0-1	0-0	1-2	0	2	1	2	1	0	0	10
COURTNEY, Jalen	1-2	1-1	0-0	0	1	3	0	0	0	0	10
WARREN, Storm	2-5	0-0	2-2	3	1	6	0	2	2	0	12
POPULIST, Daron	0-1	0-1	0-0	0	0	0	0	0	0	0	3
Team				2							
Totals	15-46	6-17	15-19	19	17	51	10	16	3	7	200

FG% 1st Half	9-22	40.9%	2nd half:	6-24	25.0%	Game:	15-46	32.6%	DB
3FG% 1st Half	5-11	45.5%	2nd half:	1-6	16.7%	Game:	6-17	35.3%	Reb
FT% 1st Half	9-10	90.0%	2nd half:	6-9	66.7%	Game:	15-19	78.9%	2

Officials: Mike Stuart, Doug Sirmons, Tracy Woodson
 Technical Fouls: Ole Miss -- None. LSU -- None.
 Attendance: 8060

Ole Miss 38-40 -- 78
 LSU 32-19 -- 51

Game 20 -- Tennessee 75, LSU 53

1/26/11 8 p.m. at Thompson-Boling Arena (Knoxville, Tenn.)

LSU	FG-A	3FG-A	FT-A	REB	PF	TP	A	TO	BLK	S	MIN
WHITE, Malcolm f	3-9	0-0	3-5	10	1	9	0	1	1	0	26
LUDWIG, Eddie f	4-9	1-2	3-4	4	2	12	0	1	0	0	25
STRINGER, Andre g	1-8	1-8	3-5	2	2	6	3	4	0	1	36
DERENBECKER, M. g	5-11	2-7	1-1	2	1	13	2	2	0	1	36
DOTSON, Aaron g	1-5	1-3	2-2	3	3	5	3	1	0	0	26
BASS, Chris	0-1	0-1	0-0	4	0	0	2	1	0	0	19
GREEN, Garrett	3-8	0-1	0-0	3	2	6	0	2	0	0	25
POPULIST, Daron	0-1	0-1	0-0	1	0	0	0	0	0	0	3
COURTNEY, Jalen	1-1	0-0	0-0	0	0	2	0	0	1	0	4
Team				2							
Totals	18-53	5-23	12-17	31	11	53	10	12	2	2	200

FG% 1st Half	9-30	30.0%	2nd half:	9-23	39.1%	Game:	18-53	34.0%	DB
3FG% 1st Half	3-12	25.0%	2nd half:	2-11	18.2%	Game:			

Game 21 -- Alabama 70, LSU 46

1/29/11 7 p.m. at Coleman Coliseum (Tuscaloosa, Ala.)

LSU	FG-A	3FG-A	FT-A	REB	PF	TP	A	TO	BLK	S	MIN
WHITE, Malcolm f	3-5	0-0	0-0	0	5	6	0	0	6	0	23
LUDWIG, Eddie f	1-5	0-0	2-2	7	3	4	2	3	0	0	30
STRINGER, Andre g	4-7	2-4	3-5	1	1	13	2	1	0	1	36
DERENBECKER, M. g	4-11	2-7	0-0	2	2	10	0	3	0	2	30
TURNER, Ralston g	1-3	0-1	2-4	2	3	4	0	2	0	0	20
BASS, Chris	0-2	0-2	0-0	0	0	0	2	3	0	0	15
GREEN, Garrett	3-9	0-0	0-2	5	2	6	1	4	0	0	24
POPULIST, Daron	0-0	0-0	0-0	0	0	0	0	0	0	0	3
COURTNEY, Jalen	0-0	0-0	0-0	0	1	0	0	0	0	0	4
DOTSON, Aaron	1-3	0-1	1-2	4	3	3	0	2	0	0	16
Team				3							
Totals	17-45	4-15	8-15	24	20	46	7	18	6	3	200

FG% 1st Half	9-24	37.5%	2nd half:	8-21	38.1%	Game:	17-45	37.8%	DB
3FG% 1st Half	1-7	14.3%	2nd half:	3-8	37.5%	Game:	4-15	26.7%	Reb
FT% 1st Half	3-5	60.0%	2nd half:	5-10	50.0%	Game:	8-15	53.3%	4

ALABAMA	FG-A	3FG-A	FT-A	REB	PF	TP	A	TO	BLK	S	MIN
GREEN, JaMychal f	7-14	0-0	6-8	7	3	20	1	2	0	0	23
MITCHELL, Tony f	6-14	0-3	2-2	4	1	14	0	2	0	3	29
HINES, Chris f	3-7	0-0	1-1	7	4	7	2	2	3	1	30
RELEFORD, Trevor g	4-8	0-1	2-2	5	3	10	4	1	0	0	28
DAVIS, Charvez f	1-3	1-3	3-4	5	0	6	2	1	0	1	29
HANKERSON, Charles	0-2	0-1	0-0	1	1	0	0	0	0	2	6
ENGSTROM, Carl	0-0	0-0	0-0	1	0	0	0	0	0	0	2
EBLEN, Ben	1-2	0-0	0-0	2	2	2	2	1	1	0	11
CARTER, Jason	0-0	0-0	2-2	0	0	2	0	0	0	0	1
JEFFERY, Hunter	0-1	0-1	0-0	1	0	0	0	0	0	0	3
HILLMAN, Senario	0-4	0-1	2-2	0	2	2	0	1	1	1	17
STEELE, Andrew	3-5	1-2	0-1	4	2	7	1	1	0	1	18
LUQUIRE, Justin	0-0	0-0	0-0	0	0	0	0	0	0	0	3
Team				6							
Totals	25-60	2-12	18-22	43	18	70	12	12	5	9	200

FG% 1st Half	11-29	37.9%	2nd half:	14-31	45.2%	Game:	25-60	41.7%	DB
3FG% 1st Half	0-5	0.0%	2nd half:	2-7	28.6%	Game:	2-12	16.7%	Reb
FT% 1st Half	7-9	77.8%	2nd half:	11-13	84.6%	Game:	18-22	81.8%	3

Officials: Ted Valentine, Brian Shey, Don Daily
 Technical Fouls: Alabama -- Greene. LSU -- White.
 Attendance: 15,383

LSU 22-24 -- 46
 Alabama 29-41 -- 70

Game 22 - South Carolina 64, LSU 56

2/2/11 7 p.m. at Maravich Center (Baton Rouge, LA)

S. CAROLINA	FG-A	3FG-A	FT-A	REB	PF	TP	A	TO	BLK	S	MIN
HARRIS, Damontre f	2-4	0-0	1-2	6	4	5	1	4	0	1	22
JACKSON, Lakeem f	1-6	0-0	2-3	8	0	4	4	1	0	0	29
MULDROW, Sam	2-6	0-0	2-2	4	3	6	1	1	4	0	26
GALLOWAY, Ramon g	4-7	1-3	0-0	5	4	9	1	2	0	1	27
ELLINGTON, Bruce g	6-17	3-8	5-6	2	2	20	0	3	0	1	36
RICHARDSON, Brian	3-5	2-4	0-0	0	2	8	0	0	1	0	15
SMITH, Eric	0-0	0-0	0-0	0	3	0	0	0	0	0	11
COOKE, Malik	4-5	0-1	4-4	2	2	12	0	1	1	1	23
JEFFERSON, Johndre	0-0	0-0	0-0	2	0	0	0	1	0	0	8
SLAWSON, RJ	0-0	0-0	0-0	0	1	0	0	0	0	0	3
Team				5							
Totals	22-50	6-16	14-17	34	21	64	7	13	6	4	200

FG% 1st Half	9-22	40.9%	2nd half:	13-28	46.4%	Game:	22-50	44.0%	DB
3FG% 1st Half	2-7	28.6%	2nd half:	4-9	44.4%	Game:	6-16	37.5%	Reb
FT% 1st Half	11-12	91.7%	2nd half:	3-5	60.0%	Game:	14-17	82.4%	1,1

LSU	FG-A	3FG-A	FT-A	REB	PF	TP	A	TO	BLK	S	MIN
GREEN, Garrett f	2-3	0-1	8-11	9	1	12	0	0	0	1	28
WHITE, Malcolm f	5-11	0-0	0-1	4	2	10	0	4	1	1	26
STRINGER, Andre g	5-12	3-8	6-7	4	2	19	2	3	0	0	36
DERENBECKER, M. g	1-7	1-4	0-0	2	2	3	1	1	0	0	23
TURNER, Ralston g	1-5	0-1	0-0	0	5	2	0	2	0	0	16
BASS, Chris	0-1	0-0	0-0	2	1	0	0	0	0	1	15
LUDWIG, Eddie	1-3	0-0	0-0	6	0	2	0	0	0	0	19
WARREN, Storm	0-1	0-0	0-0	1	1	0	0	1	0	0	6
DOTSON, Aaron	3-8	1-4	1-3	3	4	8	2	3	0	1	31
Team				2							
Totals	18-51	5-18	15-22	33	18	56	5	14	1	5	200

FG% 1st Half	8-25	32.0%	2nd half:	10-26	38.5%	Game:	18-51	35.3%	DB
3FG% 1st Half	2-9	22.2%	2nd half:	3-9	33.3%	Game:	5-18	27.8%	Reb
FT% 1st Half	9-14	64.3%	2nd half:	6-8	75.0%	Game:	15-22	68.2%	2

Officials: J. B. Caldwell, Ron Groover, Karl Hess
 Technical Fouls: South Carolina -- None. LSU -- None.
 Attendance: 7311

S. Carolina 31-33 -- 64
 LSU 27-29 -- 56

Game 23 - Miss. State 58, LSU 57

2/5/11 3 p.m. at Maravich Center (Baton Rouge, LA)

MISS. STATE	FG-A	3FG-A	FT-A	REB	PF	TP	A	TO	BLK	S	MIN
SIDNEY, Renardo f	7-16	0-1	2-3	11	1	16	1	3	1	0	31
AUGUSTUS, Kodi f	3-8	0-2	4-4	4	4	10	1	2	0	1	34
STEELE, Jalen g	1-6	1-3	1-2	3	2	4	0	1	0	0	26
BOST, Dee g	2-11	1-5	4-7	5	1	9	2	5	1	1	36
BENOCK, Riley g	4-5	4-5	0-0	7	2	12	4	1	1	2	35
SMITH, Shaun	1-3	1-1	0-0	0	2	3	0	0	0	0	7
BRYANT, Brian	2-4	0-1	0-1	2	0	4	2	0	0	1	18
LEWIS, Wendell	0-0	0-0	0-0	1	1	0	0	0	0	0	12
RIEK, John	0-0	0-0	0-0	0	0	0	0	1	0	0	1
Team				5							
Totals	20-53	7-18	11-17	38	13	58	10	13	3	5	200

FG% 1st Half	11-30	36.7%	2nd half:	9-23	39.1%	Game:	20-53	37.7%	DB
3FG% 1st Half	5-10	50.0%	2nd half:	2-8	25.0%	Game:	7-18	38.9%	Reb
FT% 1st Half	3-5	60.0%	2nd half:	8-12	66.7%	Game:	11-17	64.7%	0

LSU	FG-A	3FG-A	FT-A	REB	PF	TP	A	TO	BLK	S	MIN
GREEN, Garrett f	3-8	1-2	1-2	8	5	8	1	0	0	1	25
WHITE, Malcolm f	3-5	0-0	0-0	9	2	6	0	2	2	1	24
STRINGER, Andre g	6-14	3-10	0-0	3	3	15	4	2	0	3	36
DOTSON, Aaron g	3-8	1-4	3-4	4	3	10	0	1	0	0	33
TURNER, Ralston g	3-14	1-7	0-0	1	0	7	1	1	0	0	28
BASS, Chris	2-4	0-0	0-0	2	1	4	1	0	0	1	14
LUDWIG, Eddie	1-2	0-1	3-3	2	2	5	2	2	0	0	16
DERENBECKER, Matt	0-1	0-0	0-0	1	0	0	0	2	0	0	8
WARREN, Storm	1-3	0-0	0-0	7	3	2	0	3	3	1	15
POPULIST, Daron	0-0	0-0	0-0	0	0	0	0	0	0	0	1
Team				2							
Totals	22-59	6-24	7-9	39	19	57	9	13	5	7	200

FG% 1st Half	11-29	37.9%	2nd half:	11-30	36.7%	Game:	22-59	37.3%	DB
3FG% 1st Half	4-15	26.7%	2nd half:	2-9	22.2%	Game:	6-24	25.0%	Reb
FT% 1st Half	7-9	77.8%	2nd half:	0-0	0.0%	Game:	7-9	77.8%	1

Officials: Doug Shows, Pat Adams, Patrick Evans.
 Technical Fouls: Miss. State -- None. LSU -- None.
 Attendance: 7938

Miss. State 30-28 -- 58
 LSU 33-24 -- 57

Game 24 -- Ole Miss 66, LSU 60

2/9/11 8 p.m. at Tad Smith Coliseum (Oxford, Miss.)

LSU	FG-A	3FG-A	FT-A	REB	PF	TP	A	TO	BLK	S	MIN
WHITE, Malcolm f	3-6	0-0	2-6	11	3	8	0	6	0	0	25
WARREN, Storm f	5-10	0-0	0-0	1	5	10	0	0	2	1	20
STRINGER, Andre g	1-8	0-5	0-0	3	4	2	5	2	0	1	29
DERENBECKER, M. g	6-10	5-7	2-2	2	2	19	1	1	0	1	37
TURNER, Ralston g	6-10	3-7	1-2	3	0	16	3	1	1	1	37
GREEN, Garrett	0-1	0-0	0-0	3	2	0	1	2	1	0	15
BASS, Chris	0-1	0-0	0-0	0	0	0	0	2	0	0	6
LUDWIG, Eddie	2-2	0-0	0-0	4	2	4	1	2	1	1	20
POPULIST, Daron	0-3	0-2	1-2	1	1	1	0	0	0	0	5
DOTSON, Aaron											

Game 25 -- Arkansas 80, LSU 61

2/12/11 12:47 p.m. at Bud Walton Arena (Fayetteville, Ark.)

LSU	FG-A	3FG-A	FT-A	REB	PF	TP	A	TO	BLK	S	MIN
WHITE, Malcolm f	3-8	0-0	5-6	3	4	11	1	2	0	1	29
WARREN, Storm f	3-6	0-0	0-0	5	1	6	0	3	2	1	22
STRINGER, Andre g	1-4	0-2	2-2	0	1	4	4	3	0	1	39
DERENBECKER, M. g	5-11	2-5	1-2	1	2	13	0	1	0	0	28
TURNER, Ralston g	4-11	1-4	1-2	4	2	10	3	2	0	0	31
GREEN, Garrett	2-4	0-0	0-0	3	3	4	0	2	0	0	6
BASS, Chris	0-2	0-0	0-0	1	1	0	2	1	0	0	9
LUDWIG, Eddie	3-4	0-0	3-4	5	3	9	0	2	1	0	19
POPULIST, Daron	0-0	0-0	2-2	1	0	2	1	0	0	0	6
DOTSON, Aaron	1-1	0-0	0-0	1	2	2	0	1	0	1	11
Team				5	1						
Totals	22-51	3-11	14-18	29	20	61	11	17	3	4	200

FG% 1st Half	9-21	42.9%	2nd half:	13-30	43.3%	Game:	22-51	43.1%	DB
3FG% 1st Half	0-3	0.0%	2nd half:	3-8	37.5%	Game:	3-11	27.3%	Reb
FT% 1st Half	4-6	66.7%	2nd half:	10-12	83.3%	Game:	14-18	77.8%	2

ARKANSAS	FG-A	3FG-A	FT-A	REB	PF	TP	A	TO	BLK	S	MIN
JOHNSON, Delvon f	2-7	0-0	5-6	8	2	9	1	2	0	0	21
POWELL, Marshawn f	4-5	0-0	6-6	1	3	14	0	3	0	3	21
BRITT, Marcus g	2-5	1-2	0-0	0	2	5	1	0	0	0	20
CLARKE, Rotnei g	7-10	5-6	6-6	3	2	25	0	1	0	0	28
PETERSON, Jeff g	3-6	0-1	0-0	2	2	6	7	1	0	0	24
WADE, Marracus	1-2	0-0	4-4	0	0	6	0	0	0	0	14
FARMER, Jemal	0-1	0-0	0-0	1	1	0	0	1	0	0	5
BRYANT, Glenn	1-3	1-1	0-0	4	1	3	0	0	2	0	12
MASON, Nick	0-0	0-0	0-0	0	0	0	0	0	0	0	2
HAYDAR, Kikko	1-4	0-1	0-0	0	0	2	0	0	0	1	4
WAITHE, Marvell	0-1	0-1	0-0	0	1	0	0	0	0	0	7
NOBLES, Julysse	1-2	0-0	3-5	3	2	5	2	3	0	1	24
SANCHEZ, Michael	2-4	0-0	1-2	5	2	5	1	2	0	1	18
Team				3							
Totals	24-50	7-12	25-29	30	18	80	12	13	2	6	200

FG% 1st Half	13-24	54.2%	2nd half:	11-26	42.3%	Game:	24-50	48.0%	DB
3FG% 1st Half	5-7	71.4%	2nd half:	2-5	40.0%	Game:	7-12	58.3%	Reb
FT% 1st Half	9-11	81.8%	2nd half:	16-18	88.9%	Game:	25-29	86.2%	2

Officials: Ted Valentine, Bert Smith, Tracy Woodson
 Technical Fouls: LSU -- Team, Arkansas -- None.
 Attendance: 12,933

LSU 22-39 -- 61
 Arkansas 40-40 -- 80

Game 26 - Alabama 67, LSU 56

2/17/11 8 p.m. at Maravich Center (Baton Rouge, LA)

ALABAMA	FG-A	3FG-A	FT-A	REB	PF	TP	A	TO	BLK	S	MIN
GREEN, JaMychal f	7-16	0-0	4-5	7	4	18	2	1	1	1	25
MITCHELL, Tony f	6-14	1-2	0-0	4	2	13	0	2	1	1	38
HINES, Chris f	2-7	0-0	3-5	6	2	7	0	0	0	1	27
RELEFORD, Trevor g	5-8	0-0	5-5	3	1	15	2	4	0	2	33
DAVIS, Charvez g	1-6	0-2	0-0	4	0	2	0	2	0	0	22
HANDERSON, Jr., C.	0-0	0-0	0-0	1	2	0	1	0	0	1	8
EBLEN, Ben	0-0	0-0	0-0	0	1	0	0	0	0	0	5
CARTER, Jason	0-0	0-0	0-0	0	0	0	0	0	0	0	0+
HILLMAN, Senario	1-2	0-0	0-0	1	3	2	0	1	0	1	12
STEELE, Andrew	3-5	1-2	3-4	3	2	10	0	0	0	2	30
Team				4							
Totals	25-58	2-6	15-19	33	17	67	5	10	1	9	200

FG% 1st Half	15-32	46.9%	2nd half:	10-26	38.5%	Game:	25-58	43.1%	DB
3FG% 1st Half	1-3	33.3%	2nd half:	1-3	33.3%	Game:	2-6	33.3%	Reb
FT% 1st Half	5-6	83.3%	2nd half:	10-13	76.9%	Game:	15-19	78.9%	1

LSU	FG-A	3FG-A	FT-A	REB	PF	TP	A	TO	BLK	S	MIN
WARREN, Storm f	1-3	0-0	0-2	8	4	2	0	0	1	1	10
WHITE, Malcolm f	6-13	0-0	2-2	4	3	14	0	1	1	1	30
STRINGER, Andre g	0-4	0-2	4-5	2	4	4	2	5	0	3	29
DERENBECKER, M. g	1-4	1-3	0-0	3	1	3	2	1	0	0	27
TURNER, Ralston g	6-10	2-4	3-4	2	3	17	1	4	0	0	35
GREEN, Garrett	4-6	0-1	2-3	7	3	10	2	0	0	0	28
BASS, Chris	1-4	0-0	0-0	3	0	2	2	1	0	0	16
LUDWIG, Eddie	0-0	0-0	0-2	1	1	0	1	2	0	1	11
DOTSON, Aaron	1-3	0-0	2-5	1	0	4	1	2	0	0	14
Team				4							
Totals	20-47	3-10	13-23	35	19	56	11	17	2	6	200

FG% 1st Half	13-23	56.5%	2nd half:	7-24	29.2%	Game:	20-47	42.6%	DB
3FG% 1st Half	1-4	25.0%	2nd half:	2-6	33.3%	Game:	3-10	30.0%	Reb
FT% 1st Half	4-9	44.4%	2nd half:	9-14	64.3%	Game:	13-23	56.5%	5

Officials: Tom Eades, Michael Stephens, Mike Eades
 Technical Fouls: Alabama -- None, LSU -- None.
 Attendance: 7830

Alabama 36-31 -- 67
 LSU 31-25 -- 56

Game 27 - Florida 68, LSU 61

2/20/11 Noon at Maravich Center (Baton Rouge, LA)

FLORIDA	FG-A	3FG-A	FT-A	REB	PF	TP	A	TO	BLK	S	MIN
TYUS, Alex f	3-7	0-0	0-2	9	0	6	0	2	1	0	23
MACKLIN, Vernon c	7-16	0-0	2-4	7	2	16	1	3	0	1	28
BOYNTON, Kenny g	5-12	1-5	6-7	1	0	17	2	1	1	2	37
WALKER, Erving g	5-10	3-6	4-4	4	2	17	1	3	0	1	36
PRATHER, Casey g	0-2	0-1	0-0	3	2	0	1	0	0	1	15
YOUNG, Patric	3-4	0-0	0-0	6	3	6	0	1	0	1	18
WILBEKIN, Scottie	0-1	0-1	2-2	4	2	2	2	1	0	2	30
YEGUETE, Will	0-0	0-0	0-0	0	0	0	0	0	0	0	3
MURPHY, Erik	2-3	0-0	0-1	2	2	4	0	2	0	1	10
Team				5							
Totals	25-55	4-13	14-20	41	13	68	7	13	2	9	200

FG% 1st Half	19-32	59.4%	2nd half:	6-23	26.1%	Game:	25-55	45.5%	DB
3FG% 1st Half	2-6	33.3%	2nd half:	2-7	28.6%	Game:	4-13	30.8%	Reb
FT% 1st Half	0-2	0.0%	2nd half:	14-18	77.8%	Game:	14-20	70.0%	1

LSU	FG-A	3FG-A	FT-A	REB	PF	TP	A	TO	BLK	S	MIN
WARREN, Storm f	4-7	0-0	0-0	3	4	8	0	1	0	1	25
WHITE, Malcolm f	3-10	0-0	0-0	6	3	6	2	0	1	1	32
STRINGER, Andre g	3-8	2-6	1-2	2	0	9	2	2	0	0	28
DERENBECKER, M. g	3-6	2-3	0-0	2	2	8	2	1	0	1	30
TURNER, Ralston g	7-19	2-7	2-3	1	2	18	4	4	0	2	35
GREEN, Garrett	0-2	0-0	1-2	4	2	1	0	0	0	0	12
BASS, Chris	0-0	0-0	0-0	1	0	0	0	1	0	0	6
LUDWIG, Eddie	1-1	0-0	0-0	2	4	2	0	1	0	1	10
POPULIST, Daron	1-2	0-1	0-0	2	2	2	3	0	0	0	11
DOTSON, Aaron	3-4	1-1	0-0	2	1	7	0	2	0	0	11
Team				4							
Totals	25-59	7-18	4-7	29	20	61	13	12	1	6	200

FG% 1st Half	11-31	34.4%	2nd half:	14-27	51.9%	Game:	25-59	42.4%	DB
3FG% 1st Half	3-10	30.0%	2nd half:	4-8	50.0%	Game:	7-18	38.9%	Reb
FT% 1st Half	0-0	0.0%	2nd half:	4-7	57.1%	Game:	4-7	57.1%	2

Officials: Douge Shows, Joe Lindsay, Mike Thibodeaux
 Technical Fouls: Florida -- None, LSU -- None.
 Attendance: 7711

Florida 40-28 -- 68
 LSU 25-36 -- 61

Game 28 -- LSU 84, Miss. State 82

2/23/11 8 p.m. at Humphrey Coliseum (Starkville, Miss.)

LSU	FG-A	3FG-A	FT-A	REB	PF	TP	A	TO	BLK	S	MIN
WHITE, Malcolm f	1-2	0-0	4-4	4	4	6	1	1	0	0	17
WARREN, Storm f	5-12	0-1	4-5	5	3	14	0	2	0	2	32
STRINGER, Andre g	4-11	2-6	0-0	0	3	10	2	1	0	2	27
DERENBECKER, M. g	3-7	2-3	0-0	3	1	8	2	1	1	2	19
TURNER, Ralston g	3-12	2-6	4-6	3	0	12	3	2	0	2	35
GREEN, Garrett	6-7	0-0	0-1	8	4	12	0	1	0	0	22
BASS, Chris	2-3	0-0	0-0	1	2	4	2	0	1	1	14
LUDWIG, Eddie	0-2	0-1	2-2	3	2	2	0	0	0	1	8
POPULIST, Daron	0-1	0-1	0-0	0	1	0	1	0	0	0	4
DOTSON, Aaron	4-10	3-5	5-6	1	2	16	1	2	0	1	22
Team				4							
Totals	28-67	9-23	19-24	32	22	84	12	10	2	11	200

FG% 1st Half	14-31	45.2%	2nd half:	14-36	38.9%	Game:	28-67	41.8%	DB
3FG% 1st Half	8-14	57.1%	2nd half:	1-9	11.1%	Game:	9-23	39.1%	Reb
FT% 1st Half	9-10	90.0%	2nd half:	10-14	71.4%	Game:	19-24	79.2%	1

MISS STATE	FG-A	3FG-A	FT-A	REB	PF	TP	A	TO	BLK	S	MIN
SIDNEY, Renardo f	9-15	0-1	6-12	8	4	24	1	2	2	1	29
AUGUSTUS, Kodi f	6-7	0-1	1-2	9	4	13	0	2	2	0	32
STEELE, Jalen g	3-5	2-4	0-0	2	1	8	3	3	0	1	20
BOST, Dee g	2-9	2-5	9-12	1	3	15	9	5	0	1	35
BENOCK, Riley g	1-2	1-1	0-0	3	3	3	2	5	0	0	33
JOHNSON, Ravern	5-8	4-5	1-2	2	1	15	0	0	1	0	29
BRYANT, Brian	0-1	0-0	0-0								

Game 29 - Vanderbilt 90, LSU 69

2/26/11 12:47 p.m. at Maravich Center (Baton Rouge, LA)

VANDERBILT	FG-A	3FG-A	FT-A	REB	PF	TP	A	TO	BLK	S	MIN
TAYLOR, Jeffrey f	6-8	1-2	7-12	2	3	20	3	1	0	2	34
ODOM, Rod f	0-1	0-1	0-0	0	1	0	0	1	0	0	9
EZELI, Festus c	5-9	0-0	5-8	4	1	15	0	4	6	1	26
TINSLEY, Brad g	7-10	2-4	0-0	3	1	16	5	1	0	2	32
JENKINS, John g	6-16	3-10	2-2	3	2	17	1	1	0	0	33
GOULBOURNE, Lance	5-6	2-2	4-6	17	1	16	0	0	0	0	31
MERIWETHER, Chris	0-1	0-0	0-0	1	0	0	0	0	0	0	2
FULLER, Kyle	1-1	1-1	0-0	0	1	3	2	0	0	0	13
SMART, Jordan	1-1	1-1	0-0	0	0	3	0	0	0	0	3
TCHIENGANG, Steve	0-2	0-1	0-0	2	3	0	0	1	0	1	12
DUFFY, Joe	0-1	0-0	0-0	0	1	0	0	0	0	0	2
WALKER, Andre	0-1	0-0	0-0	0	0	0	1	1	0	1	3
Team				5							
Totals	31-57	10-22	18-28	37	14	90	12	10	6	7	200

FG% 1st Half	15-26	57.7%	2nd half:	16-31	51.6%	Game:	31-57	54.5%	DB
3FG% 1st Half	5-11	45.5%	2nd half:	5-11	45.5%	Game:	10-22	45.5%	Reb
FT% 1st Half	6-13	46.2%	2nd half:	12-15	80.0%	Game:	18-28	64.3%	3

LSU	FG-A	3FG-A	FT-A	REB	PF	TP	A	TO	BLK	S	MIN
WARREN, Storm f	12-20	0-0	0-0	8	2	24	1	0	1	2	34
WHITE, Malcolm f	0-3	0-0	1-2	1	3	1	2	0	0	0	20
STRINGER, Andre g	4-14	2-10	0-0	2	0	10	2	4	0	0	29
DERENBECKER, M. g	0-5	0-3	0-0	0	3	0	1	1	0	0	22
TURNER, Ralston g	6-12	2-5	4-4	3	2	18	1	1	0	1	32
GREEN, Garrett	3-5	0-0	0-3	7	3	6	1	1	0	0	15
BASS, Chris	0-1	0-0	0-0	2	1	0	6	2	0	2	17
LUDWIG, Eddie	0-0	0-0	1-2	2	3	1	0	0	0	0	9
POPULIST, Daron	0-2	0-2	0-0	0	0	0	0	0	0	0	7
DOTSON, Aaron	3-5	1-2	2-3	4	2	9	1	2	0	0	15
Team				9							
Totals	28-67	5-22	8-14	38	19	69	15	11	1	5	200

FG% 1st Half	20-35	57.1%	2nd half:	8-32	25.0%	Game:	28-67	41.8%	DB
3FG% 1st Half	3-9	33.3%	2nd half:	2-13	15.4%	Game:	5-22	22.7%	Reb
FT% 1st Half	0-0	0.0%	2nd half:	8-14	57.1%	Game:	8-14	57.1%	3

Officials: Gary Maxwell, Ron Groover, Lee Cassell
 Technical Fouls: Vanderbilt -- None. LSU -- None.
 Attendance: 7703

Vanderbilt 41-49 -- 90
 LSU 43-26 -- 69

--

Game 30 -- Georgia 73, LSU 53

3/2/11 8 p.m. at Stegeman Coliseum (Athens, Ga)

LSU	FG-A	3FG-A	FT-A	REB	PF	TP	A	TO	BLK	S	MIN
WHITE, Malcolm f	1-2	0-0	0-0	3	2	2	1	2	0	1	26
WARREN, Storm f	6-10	0-0	0-0	6	3	12	1	2	0	1	34
STRINGER, Andre g	1-3	0-3	0-0	4	2	2	0	4	0	0	31
DERENBECKER, M. g	1-3	1-2	0-0	2	1	3	1	2	0	3	29
TURNER, Ralston g	6-10	0-0	0-0	6	3	12	1	2	0	1	34
GREEN, Garrett	1-3	0-0	3-6	3	1	5	1	3	0	0	18
BASS, Chris	2-4	0-2	1-2	0	0	5	1	0	0	0	13
LUDWIG, Eddie	0-0	0-0	0-0	0	1	0	0	0	0	0	1
DOTSON, Aaron	2-6	1-3	1-2	1	4	6	2	1	0	1	20
Team				5							
Totals	18-41	3-12	14-19	25	16	53	7	18	0	7	200

FG% 1st Half	9-21	42.9%	2nd half:	9-20	45.0%	Game:	18-41	43.9%	DB
3FG% 1st Half	2-6	33.3%	2nd half:	1-6	16.7%	Game:	3-12	25.0%	Reb
FT% 1st Half	5-6	83.3%	2nd half:	9-13	69.2%	Game:	14-19	73.7%	3

GEORGIA	FG-A	3FG-A	FT-A	REB	PF	TP	A	TO	BLK	S	MIN
LESLIE, Travis *	3-8	1-2	7-8	10	2	14	4	2	1	4	34
WARE, Dustin *	5-7	5-7	0-0	0	2	15	4	1	0	2	28
BARNES, Chris *	3-5	0-0	0-1	6	0	6	0	0	0	1	20
THOMPSON, Trey *	4-10	0-1	0-0	5	2	8	0	3	2	0	22
PRICE, Jeremy *	4-7	0-0	3-4	2	2	11	2	2	1	0	29
WILLIAMS, Vincent	0-0	0-0	0-0	0	1	0	0	0	0	0	1
BUCKLIN, Matt	1-1	0-0	1-1	0	0	3	0	0	0	0	1
WILLIAMS, Donte'	0-0	0-0	0-0	3	2	0	1	1	0	0	11
NOLTE, Connor	0-2	0-1	0-0	0	0	0	0	0	0	1	6
ROBINSON, Gerald	6-11	0-2	4-4	2	2	16	4	1	0	3	31
BRANTLEY, Sherrad	0-5	0-5	0-0	0	0	0	0	0	0	1	17
Team				4							
Totals	26-56	6-18	15-18	32	13	73	15	10	4	12	200

FG% 1st Half	11-31	35.5%	2nd half:	15-25	60.0%	Game:	26-56	46.4%	DB
3FG% 1st Half	3-11	27.3%	2nd half:	3-7	42.9%	Game:	6-18	33.3%	Reb
FT% 1st Half	5-6	83.3%	2nd half:	10-12	83.3%	Game:	15-18	83.3%	1

Officials: Tony Greene, Ted Valentine, Joe Lindsay
 Technical Fouls: LSU -- Team, UGA -- None.
 Attendance: 8,642

LSU 25-28 -- 53
 Georgia 30-43 -- 73

Game 31 - Auburn 60, LSU 51

3/5/11 6:07 p.m. at Maravich Center (Baton Rouge, LA)

AUBURN	FG-A	3FG-A	FT-A	REB	PF	TP	A	TO	BLK	S	MIN
PAYNE, Allen f	2-8	1-4	0-1	3	3	5	2	3	1	1	26
GABRIEL, Kenny f	5-12	0-2	6-8	11	5	16	0	2	0	0	30
FORBES, Adrian f	1-2	0-0	0-0	5	2	2	0	2	2	1	21
WALLACE, Josh g	2-3	0-0	4-4	7	3	8	3	3	0	0	31
ROSS, Earnest g	4-9	1-5	7-9	10	2	16	1	5	0	2	30
LANGFORD, Josh	0-1	0-0	0-0	1	2	0	0	1	0	0	11
DENSON, Chris	1-5	0-0	0-1	1	1	2	0	2	1	0	16
ARMSTRONG, Ty	0-0	0-0	0-0	0	0	0	0	0	0	0	1
NEYSMITH, Tony	0-1	0-0	2-2	0	0	2	1	2	0	0	16
CHUBB, Rob	3-8	0-0	3-5	4	3	9	0	1	1	0	18
Team				4							
Totals	18-49	2-11	22-30	46	21	60	7	21	5	4	200

FG% 1st Half	8-21	38.1%	2nd half:	10-28	35.7%	Game:	18-49	36.7%	DB
3FG% 1st Half	1-4	25.0%	2nd half:	1-7	14.3%	Game:	2-11	18.2%	Reb
FT% 1st Half	7-10	70.0%	2nd half:	15-20	75.0%	Game:	22-30	73.3%	1

LSU	FG-A	3FG-A	FT-A	REB	PF	TP	A	TO	BLK	S	MIN
WARREN, Storm f	7-12	0-0	0-1	6	5	14	1	4	2	3	31
WHITE, Malcolm f	0-1	0-0	2-2	5	4	2	0	2	1	1	17
STRINGER, Andre g	1-7	1-6	2-2	3	3	5	2	1	0	1	31
DERENBECKER, M. g	3-9	1-4	1-2	3	2	8	2	6	0	1	30
TURNER, Ralston g	2-11	0-4	1-2	1	4	5	2	2	0	0	20
GREEN, Garrett	1-3	0-0	0-0	0	2	2	0	1	0	0	8
BASS, Chris	1-4	0-1	0-0	2	1	2	4	1	0	2	24
LUDWIG, Eddie	2-3	0-0	3-5	2	0	7	0	0	0	2	24
DOTSON, Aaron	2-2	0-0	2-5	2	2	6	0	1	0	1	15
Team				7							
Totals	19-52	2-15	11-19	31	23	51	11	18	3	11	200

FG% 1st Half	12-27	44.4%	2nd half:	7-25	28.0%	Game:	19-52	36.5%	DB
3FG% 1st Half	2-8	25.0%	2nd half:	0-7	0.0%	Game:	2-15	13.3%	Reb
FT% 1st Half	3-6	50.0%	2nd half:	8-13	61.5%	Game:	11-19	57.9%	2

Officials: Tom Eades, Pat Adams, James Barker
 Technical Fouls: Auburn -- None. LSU -- None.
 Attendance: 6857

Auburn 24-36 -- 60
 LSU 29-22 -- 51

--