

# LSU 2010-11 BASKETBALL

NATIONAL TITLES  
1935

SEC CHAMPIONS  
1935 • 1953 • 1954 • 1979 • 1981  
1985 • 1991 • 2000 • 2006 • 2009

NCAA FINAL FOUR  
1953 • 1981 • 1986 • 2006

## 30 University of Georgia

March 1, 2011 \* 8 p.m. EST, 7 p.m. CST \* SEC Network  
Athens, Ga. \* Stegeman Coliseum

### LSU (11-18, 3-11)

#### November

Fri. 12	NORTHWESTERN STATE	W, 87-78
Tues. 16	NICHOLLS STATE	L, 53-62
Thurs. 18	TENN-MARTIN (CST)	W, 79-56
Sun. 21	Memphis (at Tupelo, Miss.)(CBSCS)	L, 60-71
Wed. 24	CENTENARY	W, 78-36
Sun. 28	at South Alabama (CSS)	W, 80-65
Tues. 30	HOUSTON	W, 73-57

#### December

Sat. 11	CENTRAL MICHIGAN (CST)	W, 59-55
Mon. 13	COASTAL CAROLINA	L, 69-78 (ot)
Thurs. 16	MCNEESE (CST)	W, 78-66 (ot)
Sat. 18	WICHITA STATE (at Bossier City)(CST)	L, 69-70
Wed. 22	NORTH TEXAS (CST)	L, 55-75
Mon. 27	SOUTHERN (CST)	W, 62-41
Wed. 29	at Rice (CBSCS)	L, 68-74

#### January

Sun 2	at Virginia (FSN)	L, 50-64
Sat. 8	*at Auburn (FSN)	W, 62-55
Wed. 12	*ARKANSAS (SEC Network)	W, 56-53
Sat. 15	*at Kentucky (SEC Network)	L, 44-82
Sat. 22	*OLE MISS (SEC Network)	L, 51-78
Wed. 26	*at Tennessee (SEC Network)	L, 53-75
Sat. 29	*at Alabama (FSN)	L, 46-70

#### February

Wed. 2	*SOUTH CAROLINA (SEC Network)	L, 56-64
Sat. 5	*MISSISSIPPI STATE (SEC Network)	L, 57-58
Wed. 9	*at Ole Miss (CSS/CST)	L, 60-66
Sat. 12	*at Arkansas (SEC Network)	L, 61-80
Thurs. 17	*ALABAMA (ESPN)	L, 56-67
Sun. 20	*FLORIDA (ESPN)	L, 61-68
Wed. 23	*at Mississippi State (CSS/CST)	W, 84-82
Sat. 26	*VANDERBILT (SEC Network)	L, 69-90

#### March

Wed. 2	*at Georgia (SEC Network)	7 p.m.
Sat. 5	*AUBURN (FSN)	6 p.m.
March 10-13 SEC Tournament (Atlanta, Ga.)		

### On the Air

#### Radio • LSU Sports Radio Network

Jim Hawthorne, play-by-play  
Kevin Ford, host/analyst

#### Television • SEC Network

Dave Neal, play-by-play  
Mark Gottfried, analyst



### PROJECTED LSU LINEUP (BASED ON LAST GAME)

#### G 10 Andre Stringer (5-9, Fr., Jackson, Miss.) 11.6 ppg, 2.2 rpg, 2.8 rpg (9.2 ppg, 2.1 rpg, 2.9 apg in SEC)

Scored 10 with two treys in the win at Miss State (2/23) ... Scored 10 in the Vanderbilt game (2/26) ... Had 21 points on two occasions ... Second on the team in overall and SEC scoring ... Hit four treys five times ... Started at point since third game ... 54 treys for season.

#### G 21 Matt Derenbecker (6-7, Fr., Metairie, La.) 6.7 ppg, 2.1 rpg, 1.2 apg (8.7 ppg, 2.8 rpg in SEC)

Hit two treys and had eight points in the State win (2/23) ... Failed to score against Vanderbilt (2/26) ... Hit for 5 treys, tying season high in 19-point effort at Ole Miss (2/9) ... 34 treys, team best 22 in SEC games ... Averaging 28.6 minutes a game in SEC play ... 73.1 percent from the free throw line (19-26).

#### G 22 Ralston Turner (6-6, Fr., Muscle Shoals, Ala.) 12.9 ppg, 2.8 rpg, 1.6 apg (11.6 ppg, 2.1 rpg in SEC)

Six straight games in double figures including 18 points vs. Vanderbilt (2/26) ... Scored 65 points in last four games with 17 vs. Alabama (2/17), 18 vs. Florida (2/20) and 12 at Miss. State (2/23) ... Team leader in overall and SEC scoring ... Made 47 treys ... 32-of-74 in last six games (43.2 percent) with 12 treys.

#### F 24 Storm Warren (6-7, Jr., Monroe, La.) 7.1 ppg, 5.7 rpg (6.7 ppg, 4.4 rpg in SEC)

Career high and best team game of season with 24 points, hitting 12-of-20 FG vs. Vandy (2/26) ... NBA efficiency rating for game of +28 ... 31 blocks this season ... 48.3 percent from field ... 38 points last week on 17-of-32 from field, 66 minutes.

#### F 5 Malcolm White (6-9, Jr., Baton Rouge, La.) 8.1 ppg, 5.3 rpg, 1.2 bpg (7.4 ppg, 5.1 rpg in SEC)

Ole Miss transfer has two double doubles this season ... Started 28-of-29 games ... Best SEC game of 14 vs. Alabama (2/17) ... 12 games double figures ... Fourth double figure rebound game at Ole Miss (2/9) with 11 ... 45.4% from field.

### STORYLINES

• The Tigers ended a 10-game SEC losing streak that last time they were on the road (at Mississippi State, 2/23), with a win that had them scoring 84 points, giving up 82, allowing a team to shoot 56 percent against them, but getting the win.

• In the last two games, LSU has given up 172 points (82, 90) and had teams shoot 56 and 54.4 percent against them (combined 59-of-107).

• The State win marked the first time LSU has won a game when the other team shot over 50 percent since late in the 2009 season when LSU defeated Kentucky, 73-70, at Rupp Arena when the Wildcats shot 53.8 percent.

• After research by the accountants at the SEC office, LSU will finish fifth in the West and play the first game of the tournament on March 10 if Auburn loses one more game ... In case LSU and Auburn tie at three wins, LSU would have the edge with three division wins ... If the two teams tie at four wins, positioning of Arkansas and Ole Miss will determine the seeding with LSU having a win over Arkansas and in this scenario, Auburn would have to have a win over Ole Miss ... The sixth seed plays the final game on the first day.

• Ralston Turner has certainly returned to his top form he showed before a stress reaction in his right foot, scoring 17 vs. Alabama, 18 vs. Florida, 12 at Miss. St. and

18 against Vanderbilt becoming the first player with at least six straight games in double figures since Andre Stringer did it in the first seven of the year ... One of just seven freshman in league play to average double figures.

• The Storm Warren of old is feeling good again and it showed with 24 points vs. Vanderbilt (2/26) after a 14 points at Miss. State (2/23) ... The NBA efficiency rating put his game vs. Vandy at +28 with only eight shots missed and no turnovers.

• LSU has two league road wins this year and three total wins on opponent courts (S. Alabama, Auburn, Miss. State).

### BREAKDOWN

#### LSU

Record	11-18, 3-11
Ranking	N/A
Last Game	February 26 in Baton Rouge lost to Vanderbilt, 90-69
Head Coach	Trent Johnson
Career Record	208-167/12th season
LSU Record	49-46/3rd season
vs. UGA:	2-0

#### University of Georgia

Record	19-9, 8-6
Ranking	N/A
Last Game	February 26 in Athens defeated South Carolina, 64-48
Head Coach	Mark Fox
Career Record	155-69/7th season
UGA Record	32-26/2nd season
vs. LSU	0-1

# Upcoming LSU Basketball Media Calendar

## 28

### MONDAY

Trent Johnson Radio Show at T J Ribs (7 p.m., LSU Sports Radio Network)

SEC Teleconference, Coach Johnson at 10:28 a.m. Contact SEC Office for number and passcodes

MEDIA SESSION --2 p.m. Practice Facility

## 1

### TUESDAY

Leave for Athens

## 2

### WEDNESDAY

Game No. 30  
LSU at Georgia, 8 p.m. EST, 7 p.m. CST (Stegeman Coliseum).  
TV: SEC Network, ESPN3.  
Radio: LSU Sports Radio Network (100.7 FM in Baton Rouge).

## 3

### THURSDAY

MEDIA SESSION -- 2 p.m. Practice Facility

## 4

### FRIDAY

## 5

### SATURDAY

Game No. 31  
Auburn at LSU, 6 p.m. (Maravich Center). TV: FSN, ESPN3. Radio: LSU Sports Radio Network (100.7 FM in Baton Rouge).

END OF REGULAR SEASON

## 6

### SUNDAY

Inside LSU Basketball  
LSU Sports Television Network, 10:35 p.m., WBRZ-TV in BR.

## LSU Media Services

### Media Availability

Coach Trent Johnson is available in his office for early morning appointments and phone interviews. Please contact Basketball SID Kent Lowe (225-578-1864, [clowe@lsu.edu](mailto:clowe@lsu.edu)) at least 24 hours in advance.

### SEC Teleconference

The 12 SEC coaches are featured on a teleconference each Monday through the conference season. The conference starts at 10 a.m. (CST). Coach Johnson is on at 10:28 a.m. CST. To access the media only number contact Kent Lowe or the SEC Media Relations Office (205-458-3010).

### Media Sessions

Coach Johnson meets with during SEC season on Mondays and Thursdays prior to games, before practice at a time to be announced, in the practice facility meeting room. Some travel and scheduling issues may change the time and day so media should contact the Sports Information Office to confirm start time.

### The Trent Johnson Show

Presented by Capital One Bank

The weekly call-in show takes place Mondays at 7 p.m. from T.J. Ribs on Acadian Thruway ... The show airs in Baton Rouge on local flagship New Country 100.7 FM The Tiger, on the Internet at [www.LSUports.net](http://www.LSUports.net) and on many LSU Sports Radio Network affiliates.

### Inside LSU Basketball

Coach Johnson's weekly TV show is on a state-wide network ... WBRZ-TV, Channel 2, airs the show at 10:35 p.m. Sundays Television affiliates for the show are listed online at [LSUports.net/tvaffiliates](http://LSUports.net/tvaffiliates)

### Player Media Sessions

The players will be available at the media sessions that are normally conducted on Mondays and Thursdays during the SEC season. Please let Kent Lowe (225-578-1864, [clowe@lsu.edu](mailto:clowe@lsu.edu)) know which players you would like to have at the media session at least 24 hours in advance.

### Post Game

Coach Johnson will be in the media room of the practice facility after the game and the NCAA cooling off period ... Requested players will be brought to the practice facility media room as well. ... THE LSU DRESSING ROOM IS CLOSED ... To reach the media room, take the Northwest Corridor portal (where the LSU team enters the floor) ... When reaching the multi-purpose room and the glass doors, turn right ... Before reaching the steps, turn left and then take a right down the first hallway to the double wood doors and enter the media room. LSU marshalls will help direct you to the area ... The visiting coach has an interview area (where the pre-game meal is served) that he can use for his post-game media obligations if he wishes.

### WHO TO CONTACT

#### Sports Information Office

(225) 578-8226

**Michael Bonnette** - [mbonnet@lsu.edu](mailto:mbonnet@lsu.edu)

Assoc. AD/Sports Information Director

**C. Kent Lowe** - [clowe@lsu.edu](mailto:clowe@lsu.edu)

Sr. Assoc. Sports Information Director (Basketball Contact)

**Jake Terry** - [jterry9@lsu.edu](mailto:jterry9@lsu.edu)

Associate Sports Information Director (Social Media)

#### LSU Television

Kevin Wagner - [jwagne2@lsu.edu](mailto:jwagne2@lsu.edu)

#### LSU Radio

Jim Hawthorne - [lsuradio@lsu.edu](mailto:lsuradio@lsu.edu)

#### LSU Sports Information Mailing Address

P.O. Box 25095, Baton Rouge, LA 70894

### ON THE INTERNET

#### [www.LSUports.net/media](http://www.LSUports.net/media)

The Official Website of LSU Athletics is home to all the basketball information you need. Schedules, results, rosters, bios, statistics and game notes can be found and are always up to date.

#### <http://media.lsuports.net>

Media can access images for all LSU athletic teams, including action shots, heads shots, logos, etc. To gain access to the high-resolution pictures, email Michael Bonnette. You will be assigned a login and password that will enable you to retrieve pictures. This service is for the media use only.

#### [LSUports.net/media](http://LSUports.net/media)

Request credentials online, go to the men's basketball link.



### LSU Basketball on Twitter & Facebook

[facebook.com/lsubasketball](http://facebook.com/lsubasketball)  
[twitter.com/lsubasketball](http://twitter.com/lsubasketball)  
[twitter.com/lisucoachjohnson](http://twitter.com/lisucoachjohnson)  
[twitter.com/lsumediaalerts](http://twitter.com/lsumediaalerts)  
[LSUports.net/connect](http://LSUports.net/connect)

# Trent Johnson

Head Coach • 3rd year at LSU (12th year as head coach)

Trent Johnson believes the LSU basketball program is moving forward.

With an outstanding recruiting class of student-athletes that fit the LSU program, Johnson is anxious to see this group "be a team" in 2010-11.

As Johnson, the 20th head men's basketball coach at LSU enters his third season, he seeks to build on more than a decade of excellence at LSU, Stanford and Nevada. Having earned Conference Coach of the Year in all three leagues (WAC, Pac-10 and SEC), Johnson and his staff continue toward maintaining LSU basketball as one of the premier programs in the country.

In his first season at LSU, Johnson led the Tigers to 27 wins, tied for the third most wins in a season in LSU history, and won the SEC regular season championships with a record of 13-3. LSU returned to the NCAA Tournament for the first time since 2006, advancing to the second round before falling, 84-70, to North Carolina. In the opening round, LSU defeated nationally-ranked Butler.

Coach Johnson, who eats, sleeps and drinks college basketball year round, believes in both development on the court and also personal, social and academic development. As players grasp his vision for success, they have the opportunity to embrace playing in a fast-paced system, executing in the half court and defending and rebounding at a high level.

Johnson has a record of success that continues here at LSU. His team will have to blend together and learn from a coach that is a fierce competitor who exudes and demands toughness.

His devotion to the team, his protective beliefs toward his players and his loyalty to his former players is evidenced by the fact that three of his former players are now members of the LSU basketball staff. Johnson is a program builder and he has re-established the base of the LSU program by visiting with former players and coaches to bring together the past, present and the future of the program.

Johnson also is charged with the development of athletes both on and off the court. Off the court, he is working hard to make sure student-athletes understand the "student" part of their days at LSU. At all three spots in his head coach-

ing career, he has developed not just successful athletes and winning basketball teams, but young men who are having success in life.

In his head coaching career, he has taken teams in seven of the last eight seasons to post-season play, including five NCAA appearances. In addition, Johnson has seen six of his former assistant coaches become head coaches at successful programs.

Johnson has been rewarded as the consensus SEC Coach of the Year and was a finalist for four national coach of the year honors as he became the first LSU men's basketball coach to win the league title and take the team to post-season play in his first year at the school.

Under Johnson's watch, he has already coached an SEC POY in Marcus Thornton who now plays for the NO Hornets, and Tasmir Mitchell, who finished his career as the third all-time leading scorer and sixth all-time rebounder in school history. Mitchell, Garrett Temple (who has logged NBA time) and Chris Johnson are all playing in the NBA D-League.

Those four players represent Johnson's ability to teach and mold a well-rounded basketball player into having both a good offensive and defensive presence that can benefit the team and provide a chance to play at the next level.

Johnson has always been a big believer in special causes and joined former LSU basketball coach Dale Brown and star center Shaquille O'Neal in cutting a series of commercials that aired nationally for the "Be A Match" organization in support of bone marrow donors.

This past June, Johnson was part of a 10-day trip to Africa as part of the TRIAD Trust program that was established to stop the transmission of HIV through culturally relevant, locally sustainable health and life skills education-based programs in communities affected by HIV/AIDS.

He also is a member of the Board of Directors of the National Association of Basketball Coaches and has served on the NABC Special Committee on Recruiting and Access.

Johnson, who was born in Berkeley, Calif., and calls Seattle, Wash., his home, is married to Jackie and they have two children: a daughter, Tinishia, 27, and a son, Terry, 24.



## The Johnson File

**NAME:** Trent Johnson  
**BIRTH DATE:** September 12, 1956  
**AGE:** 54  
**BIRTHPLACE:** Berkeley, Calif.  
**HOMETOWN:** Seattle, Wash.  
**WIFE:** Jackie  
**CHILDREN:** Tinishia (27), Terry (24)  
**COLLEGE:** BS, Boise State University, 1986

## PLAYING EXPERIENCE

**Boise State University (Boise, Idaho)**  
 Finished in the top 10 in career scoring and rebounding at the school ... In 1976, team advanced to NCAA Tournament after winning the Big Sky Tournament ... In his junior year, named the Most Improved Player and in his final season was named All-Big Sky.

## COACHING EXPERIENCE

**1986-89** - Assistant Coach, Utah  
**1989-92** - Assistant Coach, University of Washington  
**1992-96** - Assistant Coach, Rice  
**1996-99** - Assistant Coach, Stanford  
**1999-04** - Head Coach, University of Nevada ... Compiled a 79-74 overall record ... 2003 team went to NIT, 2004 team won WAC Tourney and advanced to the NCAA Sweet 16.  
**2004-08** - Head Coach, Stanford ... Four year record of 80-47 ... Team advanced to post-season play each of his four years, 2008 team won 28 games and advanced to the NCAA Sweet 16.  
**April 10, 2008** -- Named the 20th Head Basketball Coach at LSU.  
**2008-09** -- LSU wins the SEC title with 13-3 record, finishes 27-8 and advances to the second round of NCAA Tournament to push mark to seven straight years of coaching teams to post-season play.  
**Nov. 24, 2010** -- Won his 200th game as a collegiate head coach (78-36, vs. Centenary).

## LEAGUE COACH OF THE YEAR HONORS

**2003** -- Western Athletic Conference  
**2008** -- Pac-10  
**2009** -- Southeastern Conference

## The Trent Johnson Record

YEAR	SCHOOL	/---OVERALL---/		/---CONF.---/		FINISH
		W-L	PCT.	W-L	PCT.	
1999-00	Nevada	9-20	.310	6-10	.375	3rd-Big West
2000-01	Nevada	10-18	.357	3-13	.187	9th-WAC
2001-02	Nevada	17-13	.567	9-9	.500	5th-WAC
2002-03	Nevada	18-14	.562	11-7	.611	4th-WAC NIT First Round
2003-04	Nevada	25-9	.735	13-5	.722	1st WAC/Tourney Champ; NCAA Sweet 16
2004-05	Stanford	18-13	.581	11-7	.611	4th-Pac 10/NCAA First Round
2005-06	Stanford	16-14	.533	11-7	.611	5th-Pac 10/NIT Second Round
2006-07	Stanford	18-13	.581	10-8	.555	6th-Pac 10/NCAA First Round
2007-08	Stanford	28-7	.800	13-5	.722	2nd-Pac10/NCAA Sweet 16
<b>2008-09</b>	<b>LSU</b>	<b>27-8</b>	<b>.771</b>	<b>13-3</b>	<b>.812</b>	<b>1st-West, SEC Champs, NCAA 2nd rd.</b>
<b>2009-10</b>	<b>LSU</b>	<b>11-20</b>	<b>.354</b>	<b>2-14</b>	<b>.125</b>	<b>6th-West</b>
<b>2010-11</b>	<b>LSU</b>	<b>11-18</b>	<b>.379</b>	<b>3-11</b>	<b>.214</b>	
<b>Totals</b>	<b>12 Years</b>	<b>208-167</b>	<b>.556</b>	<b>105-99</b>	<b>.515</b>	<b>7 tournaments, 2 NCAA Sweet 16</b>
	<b>Nevada</b>	<b>5 Years</b>	<b>79-74</b>	<b>.516</b>	<b>.488</b>	<b>1 WAC title, 1 NCAA Sweet 16</b>
	<b>Stanford</b>	<b>4 Years</b>	<b>80-47</b>	<b>.630</b>	<b>.625</b>	<b>4 tournaments, 1 NCAA Sweet 16</b>
	<b>LSU</b>	<b>3 Years</b>	<b>49-46</b>	<b>.516</b>	<b>.391</b>	<b>1 SEC Title, 1 NCAA 2nd Rd.</b>

## CAREER SPECIALTY NUMBERS

### CAREER DOUBLE-FIGURE GAMES

Storm Warren 28  
 Andre Stringer 17  
 Ralston Turner 17  
 Malcolm White 12  
 Aaron Dotson 10  
 Matt Derenbecker 9  
 Garrett Green 9  
 Eddie Ludwig 1

### CAREER DOUBLE-FIGURE REBOUNDS

Storm Warren 12  
 Malcolm White 4  
 Garrett Green 2

### CAREER DOUBLE-DOUBLES

Storm Warren 11  
 Malcolm White 2  
 Garrett Green 2

### CAREER THREE-POINTERS

Andre Stringer 54  
 Ralston Turner 47  
 Matt Derenbecker 34  
 Aaron Dotson 26  
 Chris Bass 11  
 Garrett Green 8  
 Daron Populist 7  
 Jalen Courtney 2  
 Eddie Ludwig 2

### CAREER ASSISTS

Chris Bass 210  
 Andre Stringer 83  
 Aaron Dotson 73  
 Eddie Ludwig 39  
 Ralston Turner 39  
 Matt Derenbecker 35  
 Storm Warren 28  
 Garrett Green 23  
 Daron Populist 20  
 Malcolm White 12

### CAREER BLOCKS

Storm Warren 90  
 Malcolm White 35  
 Garrett Green 27  
 Aaron Dotson 19  
 Chris Bass 8  
 Eddie Ludwig 5  
 Andre Stinger 4  
 Ralston Turner 4  
 Matt Derenbecker 2  
 Jalen Courtney 1

### CAREER STEALS

Storm Warren 77  
 Chris Bass 46  
 Andre Stringer 33  
 Eddie Ludwig 32  
 Garrett Green 29  
 Aaron Dotson 26  
 Matt Derenbecker 19  
 Ralston Turner 16  
 Malcolm White 10  
 Daron Populist 1

## 2010-11 LSU Men's Basketball Roster

NO.	NAME	CL.	POS.	HT.	WT.	EXP.	HOMETOWN/LAST SCHOOL
3	Garrett Green	Jr.	F	6-11	230	2VL	Woodland Hills, Calif/Taft HS
4	Chris Bass	Jr.	G	6-1	185	2VL	Baton Rouge, La./Lee Academy (Ma.)
5	Malcolm White	Jr.	F	6-9	225	RS	Baton Rouge, La./Ole Miss
10	Andre Stringer	Fr.	G	5-9	170	HS	Jackson, Miss./Forest Hill HS
13	Eddie Ludwig	So.	F	6-9	215	1L	Metairie, La./Metairie Park Country Day
14	Jalen Courtney	Fr.	F	6-8	210	HS	Jackson, Miss./Provine HS
21	Matt Derenbecker	Fr.	G	6-7	185	HS	Metairie, La./Metairie Park Country Day
22	Ralston Turner	Fr.	G	6-6	193	HS	Muscle Shoals, Ala./Muscle Shoals HS
24	Storm Warren	Jr.	F	6-7	230	2L	Monroe, La./Richwood HS
25	Daron Populist	So.	G	5-10	170	1L	Slidell, La./Salmen HS
41**	Justin Hamilton	Jr.	C	6-11	260	TR	Alpine, Utah/Iowa State
45	Aaron Dotson	So.	G	6-4	205	1L	Seattle, Wash./Rainier Beach HS
55**	Andrew Del Piero	So.	C	7-2	286	RS	Austin, Texas/Westlake HS

\*\*redshirt in 2010-11 after transferring from Iowa State; \*\*redshirt in 2010-11

**Head Coach:** Trent Johnson (Boise State, '86), 3rd year at LSU

**Assistant Coach:** Donny Guerinoni (Nevada, '01), 3rd year at LSU

**Assistant Coach:** Lynn Nance (Washington, '65), 1st year at LSU

**Assistant Coach:** Brent Scott (Rice, '03), 3rd year at LSU

**Director of Basketball Operations:** Nick Robinson (Stanford, '05), 2nd year at LSU

**Executive Asst. to Head Coach:** Brittany Carvalhido (Oklahoma State, '05), 1st year LSU men, 3rd year at LSU

### A High School Correction

We must make note that there is a mistake in the written media guide on the high school of LSU's Andre Stringer ... He is actually from **Forest HILL** High School in Jackson, Miss., not Forest Park as appears in the guide ... He is one of two players from Jackson as Jalen Courtney came to LSU from Provine High.

### Transactions

Center Andrew Del Piero redshirted ... Dennis Harris sprained left ankle the week of season opener ... Missed first seven games, returned against Central Michigan (12/11) ... Dennis Harris was dismissed from the team on Jan. 7 because of violation of team rules ... Ralston Turner suffered a stress reaction in right foot late in UVA game (1/2), missed the first five league games ... Returned to play at Alabama (1/29) ... Storm Warren did not play vs. UVA (1/2) tendonitis right Achilles ... Played limited minutes in first four SEC games ... Held out of UT (1/26), Alabama games (1/29) ... Matt Derenbecker suffered first degree left ankle sprain late in first half, returned to play in second half vs. SC (2/2) ... Limited to eight minutes against Miss. State (2/5) ... Jalen Courtney, right knee problems, DNP last seven games ... Dressed but DNP vs. Vandy (2/26).

### The Numbers Game

Here are some of the important numbers with the LSU basketball program:

**103** - This is the 103rd season of basketball at LSU.

**34-4** - LSU record in Trent Johnson era when scoring at least 70 points.

**17-1** - LSU record in Trent Johnson era when scoring at least 80 points.

**2-11** - LSU record in Trent Johnson era when allowing at least 80 points (wins at Miss. St., 2009, 2011)

**6** -- Fewest points in a half LSU has allowed (1/8 first half at Auburn) ... Previous mark 9 vs. N. Carolina (12/4/82)

**4-26** -- Arkansas win (1/12) marked the fourth time in the Trent Johnson era and the second time this season (Central Michigan the other - 12/11) that LSU has won when scoring less than 60 points.

**7-1, 21-4** -- Record this season and Coach Johnson's tenure when LSU allows less than 60 points.

**2-2** -- LSU record in overtime in Trent Johnson era (1-1 this year, C. Carolina, 12/13, McNeese 12/16)

**5** -- Wins in the Trent Johnson era when LSU trailed both at 10 and 5 minute marks (last Central Michigan, 12/11)

**1** -- First loss (at Ole Miss, 2/9) in 10 games this season when leading at the 10 and 5 minute marks.

**11** -- Number of career double doubles by Storm Warren (two this season)

**2** -- Number of career double doubles this season and career for Malcolm White and Garrett Green.

**28** -- No. of LSU players with 200 career assists (**Latest -- Chris Bass, went over 200 at Arkansas -2/12**)

**10-0** -- Record when LSU shoots 50 percent or better in the Trent Johnson era (3-0 this year)

**8** -- Number of times LSU has won when outrebounded in Trent Johnson era (8-31 record)

**38-14** -- Record when LSU out rebounds opponent, five losses this year (Nicholls, Memphis, Miss. State, Alabama, Vanderbilt).

**44-6** -- Record when LSU out shoot opponents (10-2 this season).

**1-15** -- Record this season when opponent out shoots LSU (W at Miss. State) (5-39 in Johnson years)

**8** -- Number of games starters Ralston Turner (5) and Storm Warren (3, 3 others limited minutes) missed with injuries.

**1408** -- Number of LSU wins in program history (1,400 came 11/24 vs. Centenary)

**6** -- Number of SEC titles LSU has won since 1980 (second most in SEC)

**3** -- Number of SEC Championships won or shared since 2000 (2000, 2006, 2009)

**10** -- Number of SEC championships LSU has won, second most in league.



### Last Game – Vanderbilt 90, LSU 69 (February 26 -- Baton Rouge)

LSU stayed with nationally-ranked Vanderbilt for a half but two long runs and a second straight game where a team shot over 50 percent proved too much as LSU fell at home to Vanderbilt ... The loss overshadowed two strong performances by two guys who had missed time during the SEC season – Storm Warren and Ralston Turner ... Warren had the best game of any Tiger this season with 24 points hitting 12 field goals, one of just four players in the SEC to hit 12 field goals in a league game this season ... Turner had his sixth straight double figure game with 18 points, hitting 6-of-12 field goals including two trey.

LSU was 28-of-67 from the field, while Vandy was 31-of-57 overall (54.4 percent) and 10-of-22 from the arc ... LSU out rebounded Vandy, 38-37 ... LSU had 15 assists and 11 turnovers, the third straight game LSU has had a positive assist-to-turnover ratio.

### State Game Broke Losing Streak

There is no doubt LSU has improved in recent weeks and finally was able to break through last Wednesday night in Starkville against Mississippi State, 84-82 ... It was the game in which LSU broke through in a close game at the end and continued to get points and make plays with a game on the line ... It broke a trend of four other games last month when LSU was in a possible position to finish the game:

**South Carolina – 2/2** – Down 13 with 7:23 to play, scores next nine to cut the game to four, 57-53, with 4:14 left ... Only able to add three free throws in 64-56 loss.

**Miss. State – 2/5** – Up 57-54 with 3:23 to play on the second of back-to-back Andre Stringer treys, Tigers do not score again, lose 58-57.

**At Ole Miss – 2/9** – Three by Ralston Turner tied game at 60-60 with 3:03 to play, Tigers do not score again, lose 66-60

**Alabama – 2/17** – Battling the Western Division leaders down the stretch, Matt Derenbecker's trey with 4:01 to play makes Alabama lead just four, 60-56, with 4:01 to play ... Tigers do not score again, lose, 67-56.

### A Half To Remember

LSU's first half against Auburn (1/8), a combination of LSU defense and a bunch of Auburn missed shots that led to LSU's 32-6 advantage that sent researchers scrambling for the record books for fewest points in a first half in the shot clock era:

- 1. 5 – by California, vs. Notre Dame (21), 11-26-10
- 2. 6 – by Auburn, vs. LSU (32), 1-8-11
- 2. 6 – by Northwestern, vs. Illinois (30)

Savannah State scored just four points in the second half on Jan. 7, 2008 against Kansas State for the fewest points allowed in any half.

The LSU school record actually came in the pre-shot clock era of nine points scored by North Carolina on Dec. 4, 1982 ... In the shot clock era, the fewest points is the 10 Nicholls scored in the second half on Dec. 30, 2001 ... In an SEC game, the previous low LSU has surrendered is 14 by Alabama in the first half on Jan. 20, 1988.

### O'Bryant To Play In McDonald's Game, March 30; Also Now in Jordan Game, April 16

LSU men's basketball signee Johnny O'Bryant of East Side HS in Cleveland, Miss., was named to the East squad for the 2011 McDonald's All-American game, set for March 30 at the United Center in Chicago ... O'Bryant, 6-10 and 260, signed with LSU and Coach Trent Johnson during the fall 2010 signing period and will join the Tigers for the 2011-12 basketball season ... The announcement was made on ESPNU on Thursday afternoon. O'Bryant is ranked 30th on the ESPNU 150 and the seventh-ranked power forward. He is averaging 19.2 points per game, 14.7 rebounds per game and 6.2 blocks per contest for East Side.

Of O'Bryant, Paul Biancardi of ESPNU Recruiting said: "O'Bryant is a true post player whose powerful body and strength allow him to carve out position in the paint. He also has strong hands to rebound and soft hands to score inside."

David Telep, ESPN.com's senior basketball recruiting analyst said: He'll be remembered for his size and overall athletic ability. On dozens of occasions at major national events, O'Bryant would complete a spin move or knock down a jumper. The move would defy his size but demonstrate his physical gifts.

On Feb. 19, O'Bryant was named to the rosters for the 2011 Jordan Brand Classic, scheduled for April 16 in Charlotte, N.C. That game will be televised by ESPN2.

## CAREER DOUBLE-DOUBLES

### STORM WARREN (11)

Game	Date	Pts	Reb
Alcorn State	11/20/08	11	11
ULM	11/13/09	15	12
Indiana State	11/16/09	14	12
Western Ky.	11/17/09	20	11
UL-Laf.	12/1/09	18	16
N'wesern st.	12/12/09	21	16
SE Louisiana	12/14/09	14	12
Nicholls	12/17/09	13	11
Auburn	1/20/10	17	11
UT-Martin	11/18/10	12	11
Houston	11/30/10	12	11

### MALCOLM WHITE (2)

Game	Date	Pts	Reb
UT-Martin	11/18/10	12	15
Southern	12/27/10	16	11

### GARRETT GREEN (1)

Game	Date	Pts	Reb
Wichita St	12/18/10	15	13
Arkansas	1/12/11	10	10

### LSU Scoring Runs

5-0	33
6-0	23
7-0	15
8-0	5
9-0	7
10-0	5
11-0	2 (UTM, C. Mich)
12-0	
13-0	
14-0	1 (Centenary)
15-0	2 (Auburn, Auburn)

### Opp. Scoring Runs

5-0	38
6-0	20
7-0	19
8-0	10
9-0	8
10-0	2
11-0	6 (CMU, Aub, OM, Ala, Ark, VU)
12-0	1 (Ole Miss)
13-0	1 (Rice)
14-0	2 (C. Carolina, Vandy)
18-0	1 (Auburn)

## COMPARING THE STATISTICS

Overall	LSU	UGA
Scoring Average	63.3	69.4
Opp. Scoring Average	66.7	65.1
Scoring Margin	-3.4	+4.3
FG Percentage	40.3	45.6
Opp. FG Percentage	41.7	39.5
3 PT FG Pct.	32.1	34.4
Opp. 3 PT FG Pct.	34.0	33.1
3FGs per Game	5.8	4.8
FT Percentage	66.2	68.6
Opp. FT Percentage	69.8	69.1
FT Made Per Game	13.7	13.8
Rebound Avg.	35.2	38.2
Opp. Rebound Avg.	36.3	33.3
Rebound Margin	-1.0	+4.9
Assists Average	11.6	15.5
Turnover Average	14.4	9.0
Blocks Average	3.5	5.3
Steals Average	6.1	6.4
--		
SEC Games Only	LSU	UGA
Scoring Average	58.3	70.5
Opp. Scoring Average	70.6	67.5
Scoring Margin	-12.3	+3.0
FG Percentage	38.7	45.0
Opp. FG Percentage	44.1	40.2
3 PT FG Pct.	27.1	38.7
Opp. 3 PT FG Pct.	38.5	31.7
3FGs per Game	5.0	5.5
FT Percentage	64.4	73.8
Opp. FT Percentage	72.3	66.7
FT Made Per Game	11.0	14.7
Rebound Avg.	33.4	39.6
Opp. Rebound Avg.	37.3	32.9
Rebound Margin	-3.9	+6.6
Assists Average	10.9	15.7
Turnover Average	14.5	13.7
Blocks Average	3.1	4.4
Steals Average	5.6	5.6

### About Georgia, The Series

Georgia was an easy 64-48 winner on Saturday in Athens against South Carolina ... Trey Tompkins hit for 20 points to lead the Bulldogs as Travis Leslie 15 and Jeremy Price 14 as the Bulldogs shot 56 percent to take a 17-point halftime advantage ... For the game, UGA shot 46 percent to South Carolina's 28 percent and out rebounded South Carolina, 42-34.

LSU leads the overall series, 60-40, and has a three-game win streak in the series and has won six of the last seven and nine of the last 13 dating back to the 2000 game ... Georgia still leads in games at Athens, 23-21.

Mark Fox, the former Nevada head coach who was an assistant there under LSU Coach Trent Johnson, is in his second season at Georgia.

### Season 40 At PMAC

It was the 1971-72 season that the first game was played in the then LSU Assembly Center, although the Tigers had to open on the road for the first five games before returning home to open the building on Jan. 3, 1972 against Vanderbilt, an 80-73 loss. The Tigers got their first win in the building on Jan. 6, 1972 against Georgetown, 90-71.

LSU is 461-163 all-time in the building and 214-127 in SEC home games in the PMAC ... Trent Johnson is 10-13 in his career in SEC home games ... LSU is 8-9 overall home, 1-6 in league play.

### On The Road

The State win (2/23) marked the second conference win of the season and left LSU 2-5 in the league on the road with Wednesday's game at Georgia still on the books ... LSU is 3-7 in road games this year, 3-9 in all games away from the PMAC.

The win by the Tigers at South Alabama on Nov. 28 marked the first win on an opponent's home court since the Tigers beat Kentucky on Feb. 28, 2009 ... Between home and neutral courts a year ago, LSU was 0-13, compared to the championship year of 2009 when LSU was 8-6, including 6-3 in SEC play ... LSU's win at Auburn (1/8) was its second road win of the year ... In program history, LSU is 403-576 on opponent's home courts ... Trent Johnson is 9-19 in true road games and 11-29 in all games away from the Maravich Center ... LSU is 2-6 in road games this year, 2-8 in all games away from the PMAC.

### Heading To Atlanta And The SEC Tournament

It is now set that LSU will be either the fifth or sixth seed from the Western Division in the 2011 SEC Tournament that begins on Thursday, Feb. 10 at the Georgia Dome in Atlanta ... Entering the week, LSU has three wins to Auburn's two with LSU at Georgia and then hosting Auburn while Auburn hosts Ole Miss on Wednesday.

The determination of LSU's seed which determines whether LSU plays the first (5th seed) or last game (6th seed) on Thursday is as follows:

**If Auburn loses either game this week - LSU is the fifth seed and plays the fourth place finisher from the East.**

**If teams tie at three wins and Auburn's third win is against LSU Saturday -- teams would have split games but LSU would have a 3-2 advantage in wins in the Western Division and would be the fifth seed.**

**If teams tie at four wins apiece - teams would have split games, would each have three wins in Division and spot decided on whether Arkansas (LSU beat) or Ole Miss (which Auburn would have beaten) finishes higher ... Entering the week, Arkansas is 7-7 and ahead of Ole Miss at 6-8.**

**If LSU is the sixth seed, they will play the third place team from the East.**

The tournament begins at the Georgia Dome on March 10 and runs through March 13 ... The first two days will be televised by the SEC Network with the semifinals and finals, March 12-13, set for ABC on ESPN.

### LSU Second In SEC Titles Over Last 30 Years

LSU has won 10 Southeastern Conference titles in its first 102 seasons and six of those have come since the 1980-81 season, which is second only to the 12 that Kentucky has won during that time period. Florida is third with four. Tennessee (3), Mississippi State (2), Alabama (2) and Arkansas (2) are the only ones with multiple conference regular season titles in that time period.

### Shooting The Ball

LSU has now shot over 40 percent in SEC play for the last six games after shooting just 35.4 percent overall in the first eight SEC games ... After shooting 40 percent or better in one game from Dec. 16 through Feb. 5, LSU has been able to get their shooting percentage for 29 games

back over 40 percent at 40.3 percent, which moved LSU up to 10th in the league, and their league percentage to 38.7 percent.

Three times this season, LSU has been able to shoot at least 50 percent from the field (against Northwestern State, 11/12; at South Alabama, 11/28; and, Houston, 11/30) ... The Tigers are 3-0 this year and 10-0 since Trent Johnson's LSU tenure began when the team shoots 50 percent or better.

The Northwestern State game (24-of-40, 60 percent) marked the first time LSU shot 60 percent from the field since shooting 63.6 percent against Grambling State on Dec. 13, 2008.

### The Arc

With its three treys in the Arkansas game (2/12), LSU surpassed the 141 treys it made a year ago which was the lowest total of three-point makes since 1988 ... LSU is now this year at 167-of-521 and on a pace to be around 180 by year's end ... Last year, LSU made 4.5 threes a game, compared to 5.8 a game this year ... LSU posted the majority of its numbers in the non-conference schedule as its league total is only 70-of-258 or 27.1 percent in league games.

Andre Stringer is the team leader in threes at 54, with Ralston Turner making 47 and Matt Derenbecker 34 ... The three freshmen have combined to make 80.8 percent of LSU's three-pointers (135-of-167).

The South Alabama game, with LSU making 70.6 percent, marked the first time LSU had hit 70 percent in a game since Jan. 7, 1989 when LSU was 7-of-9 from the three-point line against Auburn (77.8 percent) ... Twice this season at South Alabama and at Rice, LSU has made 12 treys ... The nine treys at Mississippi State (2/23) was the most for the SEC slate and the fourth most this year by the Tigers.

### The Free Throws

LSU's season percentage is now at 66.2 percent (396-598) for the season ... LSU averaged 70 percent from the stripe in the first eight games of the season, but in the SEC games is 154-of-239 (64.4 percent) ... In 12 SEC games, LSU has shot 70 percent or better just five games and under 60 percent in eight league games.

Eddie Ludwig still leads the team at 76.3 percent (45-59), with Andre Stringer at 75.8 percent (91-120), Matt Derenbecker 73.1 percent (19-26) and Aaron Dotson at 72.2 percent (70-of-97).

### Player Efficiency Quota

Like the quarterback ratings in the NFL, the NBA uses an efficiency scale to determine its top players ... It's the plus or minus number coaches look at when determining the success of a player's game night ... The quotient is based on a plus-minus + total of: (Points + Rebounds + Assists + Steals + Blocks) minus ((Field Goal Attempts - Field Goals Made) + (Free Throw Attempts - Free Throws Made) + Turnovers) ... Here are some of the best games this year for LSU players based on the Efficiency Quota with the top game of the year coming just last Saturday when Storm Warren posted a +28 (24 points, eight rebounds, no turnovers):

**+28 -- Storm Warren, vs. Vanderbilt**

**+25 - Aaron Dotson, vs. Memphis**

**+24 - Storm Warren, vs. Houston**

**+22 - Andre Stringer, vs. South Alabama**

**+22 - Garrett Green, vs. Wichita State**

**+22 - Malcolm White, vs. Southern**

**+21 - Garrett Green, vs. Auburn**

### Aaron Dotson

Dotson came in at a time when LSU most needed a spark as the Tigers struggled to recover from the opening push by Mississippi State (2/23) that put them up 24-11 ... Dotson started the three-point parade that led to eight first-half treys with two early as part of a 16-point game, his third double figure SEC game and the second best scoring game of his career.

Dotson had nine points against Vanderbilt and in the last three games has scored 32 points and made 10-of-19 field goal attempts and 5-of-8 trey attempts.

A knee injury at Rainier Beach HS caused him to miss most of his senior season after signing with LSU and it shook his confidence as a college freshman ... Against Northwestern State (11/12), Dotson hit 5-of-5 field goals (one of only two players in the SEC to be perfect from the field on opening night) and scored 17 points in 27 minutes of play ... He is averaging 7.0 points per game, compared to his freshman average of 3.2 points a season ago ... Dotson has more than doubled his three-pointers this season (7 to 20) and upped his three-point percentage from 15.2 percent a year ago to 39.2 percent.

### Chris Bass Turning Assist Numbers

The junior, whose brother Brandon, was 2005 SEC Player of the Year and plays now for the NBA Orlando Magic, last year was one of the tops in the SEC in assist-to-turnover ratio with 97

## TIGER TRENDS

LSU RECORD...	10-11	COACH JERA
In November	5-2	13-4
In December	3-4	14-7
In January	2-5	9-16
In February	1-7	10-14
In March		3-5
In April		
<b>LSU vs. AP Ranked Opponents</b>		
At home	0-2	0-6
On the road	0-1	0-2
Neutral	0-1	1-3
<b>LSU's Record in Games...</b>		
Decided by 5 pts or less	3-2	12-7
Decided by 10 pts or less	5-9	20-23
Decided by 11 pts or more	6-9	29-23
At night	10-11	36-26
During the day	1-7	12-20
Decided in Overtime	1-1	2-2
Televised	8-16	27-42
<b>LSU's Record When Scoring...</b>		
Less than 60 points	2-10	4-28
60-69 points	2-8	11-14
70-79 points	4-0	17-3
80-89 points	3-0	13-1
90-99 points		4-0
100 or more points		
<b>LSU's Record When Allowing...</b>		
Less than 60 points	7-1	21-4
60-69 points	2-6	19-14
70-79 points	1-8	7-23
80-89 points	1-2	1-9
90-99 points	0-1	1-2
100 or more points		
<b>LSU's Record When...</b>		
Leading at the half	11-5	39-13
Losing at the half	0-13	7-34
Tied at the half		3-2
Lead 10 minutes left	10-1	42-4
Losing 10 minutes left	1-17	5-41
Tied 10 minutes left		2-1
Lead 5 minutes left	10-1	43-2
Losing 5 minutes left	1-16	5-43
Tied 5 minutes left	0-1	1-1
<b>LSU's Record When Shooting...</b>		
50% or higher	3-0	10-0
Less than 50%	8-18	39-46
Better than opponent	10-2	44-6
Worse than opponent	1-16	5-40
Even Shooting		
More 3PT FGs than opp.	3-7	19-11
<b>LSU's Record When...</b>		
Outrebounding opp.	9-5	39-14
Outrebounded by opp.	2-13	8-31
Equal rebounds		2-1
<b>LSU's Record When Committing...</b>		
Fewer TO than opp.	4-6	27-17
More TO than opp.	7-10	18-24
Equal TO	0-2	4-5
15 or fewer TO	7-11	33-34

## TRENT JOHNSON ERA INDIVIDUAL SUPERLATIVES

### Points

1. 41 Tasmin Mitchell - at Miss. St. (2-11-09)
2. 38 Tasmin Mitchell - vs. Aub. (1-20-10)
3. 33 Marcus Thornton - vs. SE La (1-3-09)
4. 32 Marcus Thornton - vs. Fla. (2-24-09)
5. 31 Marcus Thornton - vs. Miss. St. (1-21-09)
6. 30 Marcus Thornton - 3 times
6. 30 Tasmin Mitchell - vs. SC (1-14-09)

### FG Made

1. 15 Tasmin Mitchell - vs. Aub (1-20-10)
2. **12 Storm Warren - vs. Vandy (2-26-11)**
2. 12 Tasmin Mitchell - at Miss. St. (2-11-09)
2. 12 Tasmin Mitchell - at Georgia (2-4-09)
4. 11 Tasmin Mitchell - vs. Nicholls (12-17-09)
4. 11 Marcus Thornton - 3 times

### 3FG Made

1. 6 Marcus Thornton - vs. Florida (2/24/09)
2. **5 Matt Derenbecker - at Ole Miss (2/9/11)**
2. **5 Ralston Turner - vs. Wichita (12/18/10)**
2. 5 Marcus Thornton - twice
2. 5 Bo Spencer - twice
8. **4 Andre Stringer - five times**
8. **4 Aaron Dotson - at S. Alabama (11/28/10)**
8. **4 Ralston Turner - at Rice (12/29/10)**
8. 4 15 other times

### FT Made

1. 15 - Tasmin Mitchell - vs. Miss. St (2-11-09)
2. 12 - Marcus Thornton - Auburn (2-21-09)
3. **11 - Andre Stringer - vs. Houston (11/30/09)**
3. 11 - Tasmin Mitchell - NW State (12-12-09)
5. 10 - Marcus Thornton - Florida (2-24-09)
5. 10 - Tasmin Mitchell twice

### Rebounds

1. 18 Tasmin Mitchell - vs. SE La. (12-14-09)
2. 17 Tasmin Mitchell - vs. Tennessee (2-4-10)
3. **16 Storm Warren - vs. NW State (12/12/09)**
3. **16 Storm Warren - vs. UL-Laf (12-1-09)**
5. **15 Malcolm White - vs. UT-Martin (11/18/10)**
5. 15 Tasmin Mitchell - Cal St Full (12/2/08)

### Assists

1. 9 Garrett Temple - vs. Ole Miss (2/14/09)
1. 9 Garrett Temple - vs. Ole Miss (1/17/09)
3. **8 Chris Bass -- at Rice (12/29/10)**
4. **7 Andre Stringer -- vs. Arkansas (1/12/11)**
4. 7 Garrett Temple - vs. Cal St Full (12/2/08)
5. 6 Bo Spencer 1; Garrett Temple - 4; Chris Bass - 5 times

### Blocks

1. 7 Chris Johnson - vs. Arkansas (1/31/09)
2. **6 Malcolm White -- at Alabama (1/29/11)**
2. 6 Chris Johnson - twice
5. 5 Chris Johnson - Nicholls State (12/17/08)

### Steals

1. 7 Marcus Thornton - vs. Arkansas (2/18/09)
2. 6 Tasmin Mitchell - vs. UL-Laf (12/31/08)
2. 6 Garrett Temple - twice
5. 5 Tasmin Mitchell - vs. Kentucky (2/28/09)
5. 5 Garrett Temple - vs. Xavier (1/24/09)
5. 5 Bo Spencer - vs. S. Carolina (1/14/09)
5. 5 Storm Warren - vs. Arkansas (2/24/10)
5. 5 Chris Bass - NW State (11/12/10)

assists and just 38 turnovers ... Only in four games this year has he not had an equal or positive assist-to-turnover ratio and had the best game of his career at Rice (12/29) when he had eight assists and just one turnover in 24 minutes of play ... For Bass, it marked the first eight assist game for an LSU player since Garrett Temple had nine in 2009 ... Against Vanderbilt, Bass had his second best of game of six assists, the sixth time in his career he has had six assists in a game.

Bass now has 72 assists and 41 turnovers for the season ... In his career, Bass has hit the 200 assist mark (212) and 93 turnovers (career 2.3 assist-to-turnover ratio) ... Now that he is at 200 assists, he is the 28th player in LSU basketball history to record 200 career assists and has already moved to 26th place.

### Andre Stringer

The freshman from Jackson had a unique streak of being the Tigers top scorer in each of the first six games and double figures for the first seven ... He is second on the team in scoring at 11.6 points per game ... He had his third best scoring game of the season of 19 against South Carolina (2/2) and followed it up with a 15-point effort in the first game against Mississippi State (2/5) ... He has made four treys in a game five times and has 54 for the season (54-of-178), 30.3 percent ... Stringer has been compared to Darrel Mitchell, the point guard who could also shoot the three in 2006 when LSU went to the NCAA Final Four ... Against Arkansas (1/12), Stringer had seven assists and just two turnovers ... Stringer broke an 0-9 three-game string from the arc, hitting two treys against Florida (2/20) and matched that in both games last week ... He has had seven games in double figures in SEC play.

### Ralston Turner

Turner's delayed SEC start was a work in progress as he got his rhythm and conditioning back after missing the first five league games with a stress reaction in his right foot suffered in the Jan. 2 UVA game ... But in the last six games, the old Turner is returning:

**At Ole Miss (2/9) - 16 points, 3 treys, 37 minutes**

**At Arkansas (2/12) - 10 points, 3 assists, 31 minutes**

**Vs. Alabama (2/17) - 17 pts, 2 treys, 1 assist, 35 minutes**

**Vs. Florida (2/20) - 18 pts, 2 treys, 4 assists, 35 minutes**

**At Miss. State (2/23) - 12 pts, 2 treys, 3 assists, 35 minutes**

**Vs. Vanderbilt (2/26) - 18 pts, 6-12 FG, 2 treys, 32 minutes**

The freshman had the best game by any LSU player this season against McNeese State (12/16), scoring 23 points ... But what he did against Wichita (12/18) may have been even more impressive as he scored all 21 points in the second half to lead LSU to a rally from 17 down in the first half to take the lead ... He became the first player this season to post back-to-back 20-plus point games and he had five treys in the game, tied for the second most by a player in the Trent Johnson era at LSU ... He is the leader on the team in overall scoring average at 12.9 points per game and the last six games has brought his SEC average for his league games to 11.6 a contest ... He also became the first Tiger in almost a year to play more than 40 minutes, playing 41 in the overtime contest with McNeese ... Turner started the first 15 games for LSU, and all 24 he has played in.

### Freshman Scoring

Turner and Stringer are leading the freshman scoring group for the team that has accounted for over 47 percent of the scoring and 44 of LSU's 74 double figure scoring games this season (Stringer 18, Turner 17, Matt Derenbecker 9).

Turner is sixth in league freshman scoring and one of seven freshmen to have averaged double figures in league play.

### Tigers Very Young, According to Pomeroy

This team with no seniors is one of the youngest in Division I basketball this year, ranked 327th youngest of 345 teams, according to the latest rankings of Ken Pomeroy at kenpom.com ... In fact, LSU is ranked youngest in the SEC. just ahead of South Carolina at 324.

### Storm Warren

Warren put together his best game of his career, scoring 24 points against Vanderbilt (2/26) ... It was one of those perfect stat games, making 12 of 20 field goals, tying for the most field goals made by an individual in an SEC game this year. He missed just eight shots, had no turnovers and added eight rebounds, an assist, a block and two steals in 34 minutes.

The veteran member returned to the starting lineup after being limited for the first month of SEC play because of tendonitis in his right Achilles at Ole Miss (2/9), scoring 10 points with two blocks in 20 minutes ... He had played in 48 consecutive games dating back to the end of the 2009 regular season until missing the game at Virginia (1/2) ... He helped LSU's win at Mississippi State (2/23) with 14 points, five rebounds and two steals in 32 minutes ... He had



his second double double of the season at home against Houston (11/30) with 12 points and 11 rebounds ... He now has 11 career double doubles ... The other this year came against UT-Martin (11/18) when he also had 12 points and 11 rebounds ... He had one of his double doubles as a freshman, eight last season and now two as a junior ... He was two off his career high in boards when he pulled down 14 against Nicholls State (11/16) ... He is averaging a team best 5.7 rebounds a game this season and 7.1 points per game, fourth on the team.

#### Malcolm White

White became the 38th player in LSU history to grab at least 15 rebounds in a game, hitting that number against UTM (11/18) in recording his first collegiate double double ... White, who played at Ole Miss for two seasons, before transferring and sitting out last year under NCAA transfer rules, had 12 points, 15 rebounds and three blocks in 31 minutes ... White came off the bench for the first time at LSU against Southern (12/27) with 15 points and 11 rebounds ... He is averaging 8.1 points (third on the team) and 5.3 rebounds a game with his fourth double figure rebound game at Ole Miss (2/9) with 11 ... At Alabama (1/29), he recorded six blocks, the most since Chris Johnson blocked six in January 2009 and in the rematch against Alabama (2/17) had his best SEC scoring game with 14 points on 6-of-13 shooting ... He has had 12 double figure scoring games this year.

#### Garrett Green

Green is probably the healthiest he has been at LSU fighting back problems all through his career ... Green was on his game at Mississippi State (2/23) for 12 points, eight boards and 6-of-7 shooting ... Starting with the Wichita (12/18) game, things came up good for Green as he recorded career highs in minutes, points and rebounds to record his first double double with 15 points and 13 rebounds ... The consistency Coach Johnson wanted to see may have shown through as he now, after recording his second double double against Arkansas (1/12) with 10 points and 10 rebounds, the junior missed out on a third double double with 12-points, nine rebound s versus South Carolina (2/2) ... Green is now averaging 6.7 points for the season and 5.4 rebounds ... He had 10 points with seven boards, two assists and no turnovers in 28 minutes against Alabama (2/17).

Comparing seasons, Green played 320 minutes in 30 games last year and already has 538 minutes this season ... Green was 8-of-27 from the free throw line last year, this year while still struggling at times has made 29-of-67 ... From the field he shot 33.8 percent last year, 45.7 percent this year ... He has doubled his rebound average from 2.5 to 5.4 and after scoring 108 points in his first two seasons combined, Green has posted 194 points this year.

#### Matt Derenbecker

The freshman all-state player from Metairie Park Country Day stepped into the starting lineup for LSU at Auburn (1/8) and in his first college start, played 39 minutes, hitting 6-of-12 field goals, including three treys to finish with 15 points and 8 rebounds ... He followed that up in the Arkansas game (1/12) with another double figure start with 12 points and eight boards in 38 minutes ... His 19-point game of at Ole Miss (2/9) that included a co-team season high five treys ... Derenbecker is averaging 6.7 points per game ... In the league, he is averaging 8.7 points a game, third best on the team.

#### Eddie Ludwig

Ludwig is the team's best free throw shooter, at 76.3 percent with only 14 misses in 59 tries ... He is averaging 3.6 points per game and 3.1 rebounds a contest.

#### Daron Populist

The second-year walk-on has been getting more play as of late and Populist proved to be his usual unflappable self when he played 11 minutes versus Florida (2/20), scoring two points with two rebounds and three assists ... Even better, no turnovers ... Populist has played more games, 18, than he did a year ago.

#### LSU's NBA Lineup in State of Flux

The NBA wheeling and dealing of trade deadline week shipped two former LSU players to new home cities and D-League All-Star is back in the league for a 10-day contract for the second time this season, this time with the Boston Celtics. So now there are seven former LSU players in the NBA.

**Brandon Bass, Orlando Magic – 2nd season with Orlando, sixth in NBA**

**Glen Davis, Boston Celtics – 4th season with Boston**

**Chris Johnson, Boston Celtics – 2nd NBA 10-day contract, with Portland earlier in the season**

**Shaquille O'Neal, Boston Celtics – 1st season with Boston, 19th in the NBA**

**Anthony Randolph, Timberwolves – part of Anthony deal, traded from Knicks, 3rd in the NBA**

**Tyrus Thomas, Charlotte Bobcats – 1st full season with Charlotte, fifth in NBA**

**Marcus Thornton, Sacramento Kings – 2nd season in league ... former New Orleans Hornet**

## SCORING BREAKDOWN

CLASS	PTS	PCT.			
Freshmen	861	46.8			
Sophomores	316	17.2			
Juniors	660	35.9			
SCORING	PTS	PCT.			
Starters	1341	73.1			
Bench	493	26.8			
POINTS IN PAINT	PTS	APG			
LSU	648	22.3			
Opponents	782	26.9			
POINTS OFF TO	PTS	APG			
LSU	347	11.9			
Opponents	463	15.9			
SECOND CHANCE POINTS	PTS	APG			
LSU	313	10.8			
Opponents	298	10.3			
BENCH SCORING	PTS	APG			
LSU	493	17.0			
Opponents	547	18.9			
FT% LAST 5 MINUTES (SEC Games)		PCT			
LSU (30-51, 58.8%)	99-149	66.4			
Opponents (51-62, 82.3%)	130-171	76.0			
FG% LAST 5 MINUTES (SEC Games)		PCT			
LSU (32-88, 36.4%)	86-200	43.0			
Opponents (37-93, 39.8%)	88-202	43.6			
3FG% LAST 5 MINUTES (SEC Games)		PCT			
LSU (7-31, 22.6%)	22-79	27.8			
Opponents (6-29, 20.7%)	21-70	30.0			
W-L RECORDS OF STARTING LINEUPS (G, G, F, F, F or G,G,G,F,F)					
1-1 -- Bass, Turner, Dotson, White, Warren					
6-4 -- Stringer, Turner, Dotson, White, Warren					
1-0 -- Stringer, Turner, Dotson, Green, Warren					
2-1 -- Stringer, Derenbecker, Dotson, White, Ludwig					
0-2 -- Stringer, Turner, Dotson, White, Green					
0-2 -- Stringer, Turner, Dotson, White, Ludwig					
0-1 -- Stringer, Derenbecker, Dotson, White, Green					
0-1 -- Stringer, Derenbecker, Turner, White, Ludwig					
0-1 -- Stringer, Derenbecker, Turner, White, Green					
1-5 -- Stringer, Derenbecker, Turner, White, Warren					
<b>LEADING SCORERS -- Stringer 11, Turner 6, Derenbecker 5, White 4, Green 3, Dotson 1, Warren 1</b>					
<b>LEADING REBOUNDERS -- Warren 9, Green 8, White 6, Turner 2, Ludwig 3, Derenbecker 2</b>					
<b>LEADING ASSISTS -- Stringer 14, Bass 12, Dotson 7, Ludwig 3, Turner 4, Derenbecker 1, Green 1</b>					
<b>TOTAL DUNKS -- White 19, Green 11, Warren 8, Dotson 3, Turner 3, Courtney 1, Bass 1.</b>					
<b>DOUBLE FIGURE SCORING GAMES -- Stringer 18, Turner 17, White 12, Green 9, Derenbecker 9, Dotson 7, Warren 7, Ludwig 1.</b>					
<b>DOUBLE DOUBLE -- Warren 2, White 2, Green 2</b>					
PLAYERS SCORING IN DOUBLE FIGURES BY GAME					
0	1	2	3	4	5 or more
	2	11	11	3	2

## STREAKING...

### Consecutive Games in Double Figures...

Ralston Turner 6  
Storm Warren 2  
Andre Stringer 2

### Consecutive Games Without Fouling Out...

Chris Bass 42  
Daron Populist 34  
Matt Derenbecker 29  
Jalen Courtney 17  
Aaron Dotson 15  
Andre Stringer 15  
Eddie Ludwig 15  
Malcolm White 8  
Ralston Turner 7  
Garrett Green 6  
Storm Warren 5

### Consecutive Gms. 3PT FG

Ralston Turner 7  
Andre Stringer 3  
Aaron Dotson 2

### Consecutive Games Scored in

Andre Stringer 29  
Ralston Turner 24  
Malcolm White 11  
Storm Warren 7  
Aaron Dotson 5  
Garrett Green 5  
Eddie Ludwig 3

### Consecutive Games Started

Andre Stringer 27  
Malcolm White 16  
Ralston Turner 9  
Storm Warren 6  
Matt Derenbecker 6

---

The NBA D-League features former LSU point guard Randy Livingston in his first season as the head coach of the Idaho Stampede. Rookie Tasmin Mitchell and now Garrett Temple are playing for the Erie Bayhawks, while Darnell Lazare is on the roster of the Maine Red Claws. Lazare was a member of the 2006 Final Four team. Ronald Dupree, who had a short stint with Toronto earlier in the season, has joined the Utah Flash.

### **LSU Adds Two Important Signees During Early Signing Period; One Redshirt Waits To Play**

Coach Trent Johnson signed two players in the early signing period and has one redshirt waiting to join the team for the 2011-12 men's basketball campaign.

The players are John Isaac, a 6-4, 215-pound guard from New Llano, La., who attends Pickering High School; and, Johnny O'Bryant, a 6-9, 245-pound power forward from Cleveland, Miss., and East Side HS.

"It is a good day for Tiger basketball," said Coach Johnson. "Obviously, these are two quality young men who happen to be very, very good basketball players. They fit into the direction in which our program is headed, and that means playing elite level college basketball."

Isaac missed all of last season with a torn left ACL, but as a sophomore he averaged a double double with 18.5 points and 11.5 rebounds. He shot 59 percent from the field and averaged 8.6 assists and 1.8 steals. He was First-Team All-District that year in his fourth season of varsity competition for Pickering. He has been a starter on the Pickering varsity since the seventh grade.

O'Bryant is the nation's No. 6 ranked power forward by ESPN (21st overall in the country) and the No. 8 power forward and nation's 38th player overall according to Rivals.com.

He averaged 15 points and 7.2 rebounds last season as a junior as East reached the Class 3A semifinals. Two years ago, O'Bryant was a member of the USA Basketball U16 team that captured gold in Mendoza, Argentina at the FIBA Americas Championship and followed that up with another gold medal in Hamburg, Germany with the U17 national team.

Also, it should be remembered that also waiting to play for LSU in the 2011-12 season is 6-11 center Justin Hamilton, a transfer after playing for two years at Iowa State ... He is practicing with the team this year.

### **Next Up - The SEC Season Ends As It Begins**

The SEC season began with Auburn and it ends with LSU and Auburn meeting Saturday at 6 p.m. at the Maravich Center in Baton Rouge ... The game will be regionally televised by FSN and available on ESPN3.



# Garrett Green

Forward \* 6-11 \* 230 \* Junior \* 2L \* Woodland Hills, Calif. (Taft HS)

# 3

### Top Performances

<b>Points</b>	
Season:	18, at Auburn, 1/8/11
Career:	18, at Auburn, 1/8/11

<b>Rebounds</b>	
Season:	13, vs. Wichita St., 12/18/10
Career:	13, vs. Wichita St., 12/18/10

<b>Field Goals Made</b>	
Season:	9, at Auburn, 1/8/11
Career:	9, at Auburn, 1/8/11

<b>3 PT FG Made</b>	
Season:	2, at Kentucky, 1/15/11
Career:	2, at Kentucky, 1/15/11

<b>Free Throws Made</b>	
Season:	8, twice
Career:	8, twice

<b>Assists</b>	
Season:	1, six times
Career:	3, at Florida, 1/16/10

<b>Blocks</b>	
Season:	2, twice
Career:	2, four times

<b>Steals</b>	
Season:	3, vs. Centenary, 11/24/10
Career:	3, twice

<b>Minutes Played</b>	
Season:	34, vs. Arkansas, 1/12/11
Career:	34, vs. Arkansas, 1/12/11

### Top Career Scoring Games

- 18 -- at Auburn, 1/8/11
- 15 -- vs. Wichita State, 12/18/10
- 13 -- at Kentucky, 1/15/11
- 12 -- at Miss. State, 2/23/11
- 12 -- vs. South Carolina, 2/2/11
- 12 -- at Virginia, 1/2/11
- 10 -- vs. Alabama, 2/17/11
- 10 -- vs. Arkansas, 1/12/11
- 10 -- vs. North Texas, 12/22/10
- 9 -- vs. Coastal Carolina, 12/13/10

### 2008 SEC Freshman Academic Honor Roll

#### Junior Season (2010-11)


Had a career high of eight against Memphis (11/21) ... Equaled career high in points and set career high in rebounds against Centenary (11/24) ... Career high of nine points on 4-of-6 shooting and two blocks against Coastal Carolina (12/13) ... Had first career double-double and high marks in points, rebounds, minutes played against Wichita (12/18) ... Made it back-to-back double figure games against North Texas (12/22) ... Made his first start of the season vs. Southern (12/27) ... Started against Rice as well (12/29) ... Came off the bench to hit 6-of-9 field goals at Virginia (1/2) and post his third double figure game of 12 points ... Again off the bench was a big factor in first conference game win at Auburn with 18 points on 9-of-11 field goal shooting ... Green had his second double double of his career and his fifth double figure game in the last seven, with 10 pts-10 rebs against Arkansas (1/12) ... Made it four straight double figure games with 13 points and nine boards at Kentucky (1/15) ... Had fifth double figure game in league play vs. Alabama (2/17) with 10 points on 4-of-6 shooting in 28 minutes off bench ... Posted his sixth SEC double figure scoring game against Miss. State (2/23) with 10 second half points.

#### Green's Game-by-Game Statistics

2010-11	OPONENT	MIN	FG	3FG	FT	REB	PF/D	A	TO	BLK	STL	PTS
Northwestern State	11	1-1	0-0	0-0	6	2-0	0	1	0	0	2	
Nicholls	5	0-1	0-0	0-2	4	1-0	1	0	0	0	0	
Tennessee-Martin	5	1-2	0-0	1-2	3	1-0	0	1	0	1	3	
Memphis (Tupelo)	13	4-7	0-0	0-1	4	5-1	0	0	1	1	8	
Centenary	16	4-9	0-1	0-2	9	1-0	0	0	0	3	8	
at South Alabama	11	0-3	0-0	0-0	5	3-0	0	3	0	1	0	
Houston	14	1-6	0-1	2-4	5	2-0	0	2	0	1	4	
Central Michigan	6	1-1	0-0	0-0	3	0-0	0	0	0	0	2	
Coastal Carolina	20	4-6	0-0	1-3	4	1-0	0	0	2	0	9	
McNeese State	14	1-4	1-1	0-0	3	2-0	1	0	0	0	3	
Wichita St. (Bossier)	33	3-7	1-1	8-12	13	3-0	0	1	2	1	15	
North Texas	16	5-10	0-0	0-0	5	4-0	1	3	0	1	10	
Southern	15	1-6	0-0	1-2	4	3-0	0	2	1	0	3	
at Rice	12	2-5	0-0	0-0	3	3-0	0	0	0	1	4	
at Virginia	27	6-9	0-1	0-2	5	2-0	0	3	1	1	12	
at Auburn	28	9-11	0-0	0-0	5	3-0	1	3	1	1	18	
Arkansas	34	4-10	0-2	2-7	10	3-0	1	1	1	1	10	
at Kentucky	26	5-16	2-5	1-2	9	4-0	0	2	1	0	13	
Ole Miss	32	2-8	0-2	1-4	1	2-0	0	0	1	1	5	
at Tennessee	25	3-8	0-1	0-0	3	2-0	0	2	0	0	6	
at Alabama	24	3-9	0-0	0-2	5	2-0	1	4	0	0	6	
South Carolina	28	2-3	0-1	8-11	9	1-0	0	0	0	1	12	
Mississippi State	25	3-8	1-2	1-2	8	5-1	1	0	0	1	8	
at Ole Miss	15	0-1	0-0	0-0	3	2-0	1	2	1	0	0	
at Arkansas	6	2-4	0-0	0-0	3	3-0	0	2	0	0	4	
Alabama	28	4-6	0-1	2-3	7	3-0	2	0	0	0	10	
Florida	12	0-2	0-0	1-2	4	2-0	0	0	0	0	1	
at Miss. State	22	6-7	0-0	0-1	8	4-0	0	1	0	0	12	
Vanderbilt	15	3-5	0-0	0-3	7	3-0	1	1	0	0	6	
at Georgia												
Auburn												
SEC Tournament												

#### Garrett Green's Career Stats

YEAR	GP-GS	MIN/AVG	FG-FGA	PCT.	3FG-FGA	PCT.	FT-FTA	PCT.	REB-AVG	PF-FO	AST	TO	BLK	STL	PTS-AVG.
07-08	25-1	241-9.6	20-47	.426	2-5	.400	3-7	.429	40-1.6	41-1	3	11	5	1	45-1.6
08-09	Redshirt														
09-10	30-11	320-10.7	27-80	.338	1-4	.250	8-27	.296	74-2.5	51-1	9	30	10	12	63-2.1
10-11	29-5	538-18.6	80-175	.457	5-19	.263	29-67	.433	158-5.4	72-2	11	34	12	16	194-6.7
<b>Totals</b>	<b>84-17</b>	<b>1099-13.1</b>	<b>127-302</b>	<b>.421</b>	<b>8-28</b>	<b>.286</b>	<b>40-101</b>	<b>.396</b>	<b>272-3.2</b>	<b>164-4</b>	<b>23</b>	<b>75</b>	<b>27</b>	<b>29</b>	<b>302-3.6</b>



# Chris Bass

Guard \* 6-1 \* 185 \* Junior \* 2L \*Baton Rouge, La. (Lee Academy Prep)

# 4

### Top Performances

**Points**  
 Season: 6, vs. Central Mich., 12/11/10  
 Career: 7, twice

**Rebounds**  
 Season: 5, twice  
 Career: 8, vs. Grambling, 12/13/08

**Field Goals Made**  
 Season: 2, five times  
 Career: 3, three times

**3 PT FG Made**  
 Season: 1, twice  
 Career: 2, twice

**Free Throws Made**  
 Season: 2, twice  
 Career: 3, at Utah, 1/2/10

**Assists**  
 Season: 8, at Rice, 12/29/10  
 Career: 8, at Rice, 12/29/10

**Blocks**  
 Season: 1, at Miss. State, 2/23/11  
 Career: 2, vs. Utah, 1/2/10

**Steals**  
 Season: 5, vs. NW St., 11/12/10  
 Career: 5, vs. NW St., 11/12/10

**Minutes Played**  
 Season: 24, at Rice, 12/29/10  
 Career: 36, vs. N'western St., 12/12/09

### Top Career Scoring Games

1. 7 vs. Connecticut, 11/25/09
1. 7 vs. ULM, 11/13/09
3. 6 vs. C. Michigan, 12/11/10
3. 6 at Florida, 1/16/10
3. 6 vs. Southeastern, 12/14/09
3. 6 vs. Grambling
7. 5 vs. Kentucky, 2/6/10
7. 5 vs. Louisiana Lafayette, 12/1/09
7. 5 vs. Alabama, 2/8/09
10. 4 seven times

### Junior Season (2010-11)

Career high in steals of 5 vs. NW State (11/12) in the opener ... Back on track with assists, getting 5 with no turnovers versus UTM (11/18) ... After starting first two games with 2 assists, 6 turnovers, had 14 assists, 3 turnovers last five games ... Bass hit two free throws in the waning seconds to ice the Central Michigan win (12/11) with a season high six points ... Career high in assists, first player to have 8 or more since 2009 against Rice (12/29) ... Scored 4 vs. Miss. State (2/5), first points since Arkansas game (1/12) ... In second game against State (2/23), a solid 16 minutes with 4 points, 2 assists, no turnovers<

### Bass' Game-by-Game Statistics

#### 2010-11

OPPONENT	MIN	FG	3FG	FT	REB	PF/D	A	TO	BLK	STL	PTS
Northwestern State	18	1-1	0-0	2-4	2	2-0	2	5	0	5	4
Nicholls	10	0-0	0-0	0-2	2	0-0	0	1	0	0	0
Tennessee-Martin	16	2-3	0-0	0-0	3	3-0	5	0	0	0	4
Memphis (Tupelo)	17	0-1	0-0	0-0	2	0-0	4	1	1	0	0
Centenary	16	1-2	0-0	1-3	5	1-0	1	1	0	0	3
at South Alabama	12	0-0	0-0	1-4	2	2-0	0	0	0	0	1
Houston	20	1-1	0-0	0-0	1	1-0	4	1	0	0	2
Central Michigan	17	2-5	0-0	2-2	4	0-0	4	3	0	1	6
Coastal Carolina	14	2-2	0-0	0-0	0	2-0	1	1	0	0	4
McNeese State	11	0-1	0-0	0-0	3	0-0	2	1	0	0	0
Wichita St. (Bossier)	20	1-3	0-0	0-0	0	0-0	2	1	0	2	2
North Texas	21	0-2	0-0	0-0	2	1-0	4	2	0	1	0
Southern	15	0-1	0-0	0-0	2	0-0	2	3	0	1	0
at Rice	24	1-2	1-1	0-0	1	0-0	8	1	0	2	3
at Virginia	22	1-5	0-2	0-0	3	2-0	2	2	0	0	2
at Auburn	22	1-3	0-0	1-1	3	1-0	4	4	0	0	3
Arkansas	18	0-3	0-0	2-2	2	2-0	2	0	0	0	2
at Kentucky	29	0-3	0-0	0-0	5	1-0	4	3	0	0	0
Ole Miss	16	0-3	0-1	0-0	1	2-0	2	2	0	0	0
at Tennessee	19	0-1	0-1	0-0	4	0-0	2	1	0	0	0
at Alabama	15	0-2	0-2	0-0	0	0-0	2	3	0	0	0
South Carolina	15	0-1	0-0	0-0	2	1-0	0	0	0	1	0
Mississippi State	14	2-4	0-0	0-0	2	1-0	1	0	0	1	4
at Ole Miss	6	0-1	0-0	0-0	0	0-0	2	0	0	0	0
at Arkansas	9	0-2	0-0	0-0	1	1-0	2	1	0	0	0
Alabama	16	1-4	0-0	0-0	3	0-0	2	1	0	0	2
Florida	6	0-0	0-0	0-0	1	0-0	0	1	0	0	0
at Miss. State	14	2-3	0-0	0-0	1	2-0	2	0	1	1	4
Vanderbilt	17	0-1	0-0	0-0	2	1-0	6	2	0	2	6
at Georgia											
Auburn											
SEC Tournament											

### Chris Bass' Career Stats

YEAR	GP-GS	MIN/AVG	FG-FGA	PCT.	3FG-FGA	PCT.	FT-FTA	PCT.	REB.-AVG	PF-FO	AST	TO	BLK	STL	PTS-AVG.
08-09	28-0	276/9.9	7-26	.269	4-14	.286	5-14	.357	31-1.1	21-0	43	14	1	5	23-0.8
09-10	31-19	744/24.0	28-84	.333	6-33	.182	8-19	.421	73-2.4	51-3	97	38	5	24	70-2.3
10-11	29-2	469/16.2	18-60	.300	1-7	.143	9-18	.500	59-2.0	26-0	72	41	2	17	46-1.6
<b>Totals</b>	<b>88-21</b>	<b>1489/16.9</b>	<b>53-170</b>	<b>.312</b>	<b>11-54</b>	<b>.204</b>	<b>22-51</b>	<b>.431</b>	<b>163-1.9</b>	<b>98-3</b>	<b>212</b>	<b>93</b>	<b>8</b>	<b>46</b>	<b>139-1.6</b>





# Malcolm White

Forward \* 6-9 \* 225 \* Junior \* Redshirt Transfer \* Baton Rouge, La. \* Ole Miss

# 5

### Top LSU Performances

Points
Season: 16, vs. Southern, 12/27/10
Career: 16, vs. Southern, 12/27/10

Rebounds
Season: 15, vs. UT-Martin, 11/18/10
Career: 15, vs. UT-Martin, 11/18/10

Field Goals Made
Season: 7, vs. Southern, 12/27/10
Career: 7, vs. Southern, 12/27/10

3 PT FG Made
Season:
Career:

Free Throws Made
Season: 6, vs. NW St., 11/12/10
Career: 6, vs. NW St., 11/12/10

Assists
Season: 2, vs. UT-Martin, 11/18/10
Career: 2, vs. UT-Martin, 11/18/10

Blocks
Season: 6, at Alabama, 1/29/11
Career: 6, at Alabama, 1/29/11

Steals
Season: 2, vs. C. Michigan, 12/11/10
Career: 2, vs. C. Michigan, 12/11/10

Minutes Played
Season: 40, vs. McNeese, 12/16/10
Career: 40, vs. McNeese, 12/16/10

### Top LSU Career Scoring Games

- 16 vs. Southern, 12/27/10
- 14 vs. Alabama, 2/17/11
- 14 vs. Centenary, 11/24/10
- 13 vs. Arkansas, 1/12/11
- 13 vs. McNeese, 12/16/10
- 12 vs. North Texas, 12/22/10
- 12 vs. C. Michigan, 12/11/10
- 12 vs. UT-Martin, 11/18/10
- 12 vs. NW State, 11/12/10
- 11 twice

### Junior Season (2010-11)

In first game in over a year, scored 12 points in 34 minutes with three blocks against NW St. (11/12/10) ... Had his first college double-double against UTM (11/18) with 12 points, 15 rebounds (9 offensive) ... Made first six shots and had season best 14 against Centenary (11/24) ... Had his fourth double figure game against C. Michigan (12/11) with 12 ... Just missed a double double with 13 points, nine rebounds in the McNeese win (12/16) ... Sixth double figure scoring game against North Texas (12/22) ... In first non-start of the season, comes off the bench and has his second double double against Southern (12/27) ... Had his third double figure scoring game in last four against Virginia (1/2) ... Just missed third double double at Tennessee (Jan. 26) with nine points and nine rebounds ... Fourth double figure rebound game at Ole Miss (2/9) with 11 ... Had his best SEC game and his fourth double figure game in league play with 14 vs. Alabama (2/17).

### White's Game-by-Game Statistics

2009-10	OPPONENT	MIN	FG	3FG	FT	REB	PF/D	A	TO	BLK	STL	PTS
Northwestern State	34	3-8	0-0	6-11	4	4-0	0	4	3	0	12	
Nicholls	10	1-1	0-0	0-0	2	3-0	0	3	1	0	2	
Tennessee-Martin	31	5-13	0-0	2-4	15	2-0	2	3	3	0	12	
Memphis (Tupelo)	17	1-4	0-0	3-4	4	5-1	0	1	1	0	5	
Centenary	21	6-7	0-0	2-2	7	1-0	0	0	0	0	14	
at South Alabama	28	2-4	0-0	0-0	4	2-0	0	0	1	0	4	
Houston	23	4-7	0-0	1-2	2	4-0	0	0	0	1	9	
Central Michigan	30	5-11	0-0	2-4	4	2-0	0	0	2	2	12	
Coastal Carolina	19	2-3	0-0	1-4	3	4-0	0	1	0	0	5	
McNeese State	40	4-5	0-0	5-10	9	3-0	0	2	3	1	13	
Wichita St. (Bossier)	19	1-4	0-0	1-2	1	2-0	0	3	0	0	3	
North Texas	30	4-7	0-0	4-6	7	0-0	0	1	2	0	12	
Southern	24	7-11	0-0	2-4	11	2-0	0	2	3	0	16	
at Rice	13	1-4	0-0	0-0	4	5-1	1	0	0	0	2	
at Virginia	33	3-9	0-0	5-5	6	3-0	1	2	0	0	11	
at Auburn	21	2-6	0-0	3-4	5	4-0	1	2	1	0	7	
Arkansas	25	6-11	0-0	1-2	7	4-0	1	4	1	0	13	
at Kentucky	15	0-3	0-0	0-0	3	5-1	0	1	2	0	0	
Ole Miss	21	2-6	0-0	2-2	4	4-0	0	5	0	1	6	
at Tennessee	26	3-9	0-0	3-5	10	1-0	0	1	1	0	9	
at Alabama	23	3-5	0-0	0-0	0	5-0	0	0	6	0	6	
South Carolina	26	5-11	0-0	0-1	4	2-0	0	4	1	1	10	
Mississippi State	24	3-5	0-0	0-0	9	2-0	0	2	2	1	6	
at Ole Miss	25	3-6	0-0	2-6	11	3-0	0	6	0	0	8	
at Arkansas	29	3-8	0-0	5-6	3	4-0	1	2	0	1	11	
Alabama	30	6-13	0-0	2-2	4	3-0	0	1	1	1	14	
Florida	32	3-10	0-0	0-0	6	3-0	2	0	1	1	6	
at Miss. State	17	1-2	0-0	4-4	4	4-0	1	1	0	0	6	
Vanderbilt	20	0-3	0-0	1-2	1	3-0	2	0	0	0	1	
at Georgia												
Auburn												
SEC Tournament												

### Malcolm White's Career Stats

YEAR	GP-GS	MIN/AVG	FG-FGA	PCT.	3FG-FGA	PCT.	FT-FTA	PCT.	REB.-AVG	PF-FO	AST	TO	BLK	STL	PTS-AVG.
10-11	29-28	706-24.3	89-196	.454	0-0	.000	57-92	.620	154-5.3	89-4	12	51	35	10	235-8.1
<b>Totals</b>	<b>29-28</b>	<b>706-24.3</b>	<b>89-196</b>	<b>.454</b>	<b>0-0</b>	<b>.000</b>	<b>57-92</b>	<b>.620</b>	<b>154-5.3</b>	<b>89-4</b>	<b>12</b>	<b>51</b>	<b>35</b>	<b>10</b>	<b>235-8.1</b>



# Andre Stringer

Guard \* 5-9 \* 170 \* Freshman \* HS \* Jackson, Miss. (Forest Park HS)

# 10

### Top Performances

#### Points

Season: 21, twice  
 Career: 21, twice

#### Rebounds

Season: 6, vs. McNeese State, 12/16/10  
 Career: 6, vs. McNeese State, 12/16/10

#### Field Goals Made

Season: 7, at S. Alabama, 11/28/10  
 Career: 7, at S. Alabama, 11/28/10

#### 3 PT FG Made

Season: 4, five times  
 Career: 4, five times

#### Free Throws Made

Season: 11, vs. Houston, 11/30/10  
 Career: 11, vs. Houston, 11/30/10

#### Assists

Season: 7, vs. Arkansas, 1/12/11  
 Career: 7, vs. Arkansas, 1/12/11

#### Blocks

Season: 2, vs. McNeese, 12/16/10  
 Career: 2, vs. McNeese, 12/16/10

#### Steals

Season: 3, three times  
 Career: 3, three times

#### Minutes Played

Season: 39, at Arkansas, 2/11/11  
 Career: 39, at Arkansas, 2/11/11

### Top Career Scoring Games

1. 21 at S. Alabama, 11/28/10
1. 21 vs. NW State, 11/12/10
3. 19 vs. S. Carolina, 2/2/11
3. 19 at Rice, 12/29/10
5. 18 vs. Wichita State, 12/18/10
6. 16 vs. Coastal Carolina, 12/13/10
6. 16 vs. Centenary, 11/24/10
8. 15 vs. Miss. State, 2/5/11
8. 15 vs. McNeese, 12/16/10
8. 15 vs. UT-Martin, 11/18/10

### Freshman Season (2010-11)

Hit four treys in the season opener against NW State (11/12), with five assists in scoring 21 points ... Third straight double figure scoring game against UTM (11/18) with 15 points in his first career start ... Led team for fourth straight game in scoring with big second half against Memphis (11/21) ... 26 free throws made in first four games ... Team lead in scoring streak reaches five vs. Centenary (11/24) ... Streak reached six and he was MVP of Coors Classic in Mobile with another 21 point game that included four treys vs. South Alabama (11/28) ... Didn't lead team in scoring for first time this season vs. Houston (11/30), but did have his seventh straight double figure scoring game ... First game not in double figures against C. Michigan (12/11) ... Stringer had four treys for the fourth time against Coast Carolina (12/13) ... Third best scoring game of the season vs. Wichita with 18 (12/18) ... Hit four treys for the fifth time this season at Rice (12/29) ... Career best 7 assists, just two turnovers in Arkansas win (1/12) ... Stringer has the best game of the 2011 point of the season, getting 19 against South Carolina (2/2), two off his season high ... Stringer hit for two treys in win at Miss. State (2/23), 10 points for sixth league game double figure effort.

### Stringer's Game-by-Game Statistics

#### 2009-10

OPPONENT	MIN	FG	3FG	FT	REB	PF/D	A	TO	BLK	STL	PTS
Northwestern State	25	5-10	4-9	7-10	3	4-0	5	6	0	0	21
Nicholls	31	4-13	3-8	3-3	2	0-0	3	0	0	0	14
Tennessee-Martin	32	3-12	1-7	8-9	2	2-0	1	2	0	3	15
Memphis (Tupelo)	31	2-6	1-3	8-11	2	3-0	2	3	0	1	13
Centenary	19	5-7	4-6	2-3	0	1-0	4	1	0	1	16
at South Alabama	30	7-13	4-6	3-4	4	1-0	3	2	1	2	21
Houston	24	1-6	0-4	11-12	3	3-0	3	4	0	3	13
Central Michigan	21	1-6	0-2	6-6	1	3-0	0	6	0	1	8
Coastal Carolina	33	6-15	4-8	0-0	2	3-0	5	2	0	2	16
McNeese State	38	5-12	2-5	3-4	6	3-0	5	4	2	0	15
Wichita St. (Bossier)	32	5-15	2-8	6-8	2	2-0	1	2	0	1	18
North Texas	20	3-4	1-1	0-0	1	4-0	0	1	1	0	7
Southern	32	2-11	2-8	0-0	5	1-0	4	1	0	0	6
at Rice	30	5-12	4-8	5-8	0	5-1	4	2	0	2	19
at Virginia	35	2-6	1-3	1-2	2	0-0	1	2	0	1	6
at Auburn	37	3-13	2-11	1-3	2	0-0	3	1	0	2	9
Arkansas	35	2-8	1-5	6-9	4	0-0	7	2	0	1	11
at Kentucky	30	3-16	0-10	0-0	4	2-0	1	4	0	1	6
Ole Miss	32	3-6	3-5	2-2	1	1-0	2	2	0	0	11
at Tennessee	36	1-8	1-8	3-5	2	2-0	3	4	0	1	6
at Alabama	36	4-7	2-4	3-5	1	1-0	2	1	0	1	13
South Carolina	36	5-12	3-8	6-7	4	2-0	2	3	0	0	19
Mississippi State	36	6-14	3-10	0-0	3	3-0	4	2	0	3	15
at Ole Miss	29	1-8	0-5	0-0	3	4-0	5	2	0	1	2
at Arkansas	39	1-4	0-2	2-2	0	1-0	4	3	0	1	4
Alabama	29	0-4	0-2	4-5	2	4-0	2	5	0	3	4
Florida	28	3-8	2-6	1-2	2	0-0	2	2	0	0	9
at Miss. State	27	5-12	0-1	4-5	5	3-0	2	1	0	2	10
Vanderbilt	29	4-14	2-10	0-0	2	0-0	2	4	0	0	10
at Georgia											
Auburn											
SEC Tournament											

### Andre Stringer's Career Stats

YEAR	GP-GS	MIN/AVG	FG-FGA	PCT.	3FG-FGA	PCT.	FT-FTA	PCT.	REB.-AVG	PF-FO	AST	TO	BLK	STL	PTS-AVG.
10-11	29-27	889/30.7	96-281	.342	54-178	.303	91-120	.758	65-2.2	58-1	82	74	4	33	337-11.6
<b>Totals</b>	<b>29-27</b>	<b>889/30.7</b>	<b>96-281</b>	<b>.342</b>	<b>54-178</b>	<b>.303</b>	<b>91-120</b>	<b>.758</b>	<b>65-2.2</b>	<b>58-1</b>	<b>82</b>	<b>74</b>	<b>4</b>	<b>33</b>	<b>337-11.6</b>



# Eddie Ludwig

Forward \* 6-9 \* 215 \* Sophomore \* 1L \* Metairie, La. (Metairie Park Country Day)

# 13

## Top Performances

### Points

Season: 12, at Tennessee, 1/26/11  
 Career: 12, at Tennessee, 1/26/11

### Rebounds

Season: 8, vs. Memphis, 11/21/10  
 Career: 8, vs. Memphis, 11/21/10

### Field Goals Made

Season: 4, at Tennessee, 1/26/11  
 Career: 4, at Tennessee, 1/26/11

### 3 PT FG Made

Season: 1, twice  
 Career: 1, twice

### Free Throws Made

Season: 5, vs. UT-Martin, 11/18/10  
 Career: 5, twice

### Assists

Season: 4, twice  
 Career: 5, at Arkansas, 2/10/10

### Blocks

Season: 1, at Ole Miss, 2/9/11  
 Career: 1, four times

### Steals

Season: 3, vs. NW St., 11/12/10  
 Career: 4, vs. Georgia, 3/6/10

### Minutes Played

Season: 32, vs. Memphis, 11/21/10  
 Career: 32, vs. Memphis, 11/21/10

## Top Career Scoring Games

1. 12 at Tennessee, 1/26/11
2. 9 at Ole Miss, 3/4/10
2. 9 vs. Rice, 12/19/08
4. 8 vs. Memphis, 11/21/10
4. 8 vs. Tennessee (SECT), 3/11/10
6. 7 at Kentucky, 1/15/11
7. 6 at Auburn, 1/8/11
7. 6 vs. Centenary, 11/24/10
7. 6 vs. Connecticut, 11/25/09
10. 5 four times

## Sophomore Season (2010-11)

His best game of the year, one point off his career high with 32 minutes with eight points against Memphis (11/21) ... Also had career high eight rebounds and career minutes played (32) ... Limited playing time in mid-December recovering from a blow to the head that required stitches ... Got the first start of the season and second of his career at Virginia (1/2) ... Started SEC opener at Auburn ... Had best SEC game of the year with first career three-pointer at Kentucky, finishing with 7 points (1/15) ... First double figure game of career at Tennessee with 12 points in 25 minutes (1/26)

## Ludwig's Game-by-Game Statistics

### 2010-11

OPPONENT	MIN	FG	3FG	FT	REB	PF/D	A	TO	BLK	STL	PTS
Northwestern State	18	0-0	0-0	4-4	3	5-1	0	2	0	3	4
Nicholls	22	1-2	0-0	2-2	2	3-0	0	2	0	0	4
Tennessee-Martin	12	0-0	0-0	5-6	1	2-0	0	0	0	0	5
Memphis (Tupelo)	32	3-7	0-2	2-2	8	3-0	1	2	0	1	8
Centenary	24	2-5	0-0	2-3	5	2-0	4	1	0	1	6
at South Alabama	21	0-0	0-0	4-4	4	1-0	4	4	0	0	4
Houston	10	2-2	0-0	1-1	3	0-0	0	0	0	2	5
Central Michigan	8	1-3	0-0	1-2	2	2-0	0	1	0	0	3
Coastal Carolina	11	0-0	0-0	0-0	1	0-0	0	0	0	1	0
McNeese State	2	0-0	0-0	0-0	0	0-0	0	0	0	0	0
Wichita St. (Bossier)	5	0-3	0-0	2-2	3	0-0	0	0	0	0	2
North Texas	10	0-2	0-0	1-2	1	1-0	0	0	0	0	1
Southern	9	1-3	0-0	0-1	4	1-0	0	0	0	1	2
at Rice	13	0-0	0-0	0-0	4	5-1	0	1	0	2	0
at Virginia	18	0-1	0-0	1-2	4	0-0	1	0	0	0	1
at Auburn	23	1-3	0-0	4-5	4	1-0	2	2	0	2	6
Arkansas	12	1-2	0-0	1-2	1	3-0	0	0	0	0	3
at Kentucky	18	3-6	1-1	0-0	4	1-0	0	1	0	0	7
Ole Miss	10	0-1	0-0	1-2	0	2-0	2	1	0	0	1
at Tennessee	25	4-9	1-2	3-4	4	2-0	0	1	0	0	12
at Alabama	30	1-5	0-0	2-2	7	3-0	2	3	0	0	4
South Carolina	19	1-3	0-0	0-0	6	0-0	0	0	0	1	2
Mississippi State	16	1-2	0-1	3-3	2	2-0	2	2	0	0	5
at Ole Miss	20	2-2	0-0	0-0	4	2-0	1	2	1	1	4
at Arkansas	19	3-4	0-0	3-4	5	3-0	0	2	1	0	9
Alabama	11	0-0	0-0	0-2	1	1-0	1	2	0	1	0
Florida	10	1-1	0-0	0-0	2	4-0	0	1	0	1	2
at Miss. State	8	0-2	0-1	2-2	3	2-0	0	0	0	1	2
Vanderbilt	9	0-0	0-0	1-2	2	3-0	0	0	0	0	1
at Georgia											
Auburn											
SEC Tournament											

## Eddie Ludwig's Career Stats

YEAR	GP-GS	MIN/AVG	FG-FGA	PCT.	3FG-FGA	PCT.	FT-FTA	PCT.	REB.-AVG	PF-FD	AST	TO	BLK	STL	PTS-AVG.
09-10	30-1	383/12.8	22-64	.344	0-8	.000	26-30	.867	74-2.5	47-0	19	19	3	14	70-2.3
10-11	29-6	445/15.3	28-68	.412	2-7	.286	45-59	.763	90-3.1	54-2	20	30	2	18	103-3.6
<b>Totals</b>	<b>59-7</b>	<b>828-14.0</b>	<b>50-132</b>	<b>.379</b>	<b>2-15</b>	<b>.133</b>	<b>71-89</b>	<b>.798</b>	<b>164-2.8</b>	<b>101-2</b>	<b>39</b>	<b>49</b>	<b>5</b>	<b>32</b>	<b>173-2.9</b>



# Jalen Courtney

Forward \* 6-8 \* 210 \* Freshman \* HS \* Jackson, Miss. (Provine HS)

# 14

### Top Performances

#### Points

Season: 3, twice  
 Career: 3, twice

#### Rebounds

Season: 3, vs. Centenary, 11/24/10  
 Career: 3, vs. Centenary, 11/24/10

#### Field Goals Made

Season: 1, five times  
 Career: 1, five times

#### 3 PT FG Made

Season: 1, twice  
 Career: 1, twice

#### Free Throws Made

Season: 2, vs. Centenary, 11/24/10  
 Career: 2, vs. Centenary, 11/24/10

#### Assists

Season:  
 Career:

#### Blocks

Season: 1, at Tennessee, 1/26/11  
 Career: 1, at Tennessee, 1/26/11

#### Steals

Season:  
 Career:

#### Minutes Played

Season: 12, vs. Centenary, 11/24/10  
 Career: 12, vs. Centenary, 11/24/10

### Top Career Scoring Games

1. 3 vs. Ole Miss, 1/22/11
1. 3 vs. North Texas, 12/22/10
3. 2 at Tennessee, 1/26/11
3. 2 vs. NW State, 11/12/10
3. 2 vs. Centenary, 11/24/10
3. 2 vs. Memphis, 11/21/10
7. 1 vs. Southern, 12/27/10
7. 1 vs. UT-Martin, 11/18/10

### Freshman Season (2010-11)

Season best three points vs. North Texas (12/22)

### Courtney's Game-by-Game Statistics

#### 2010-11

OPPONENT	MIN	FG	3FG	FT	REB	PF/D	A	TO	BLK	STL	PTS
Northwestern State	3	1-1	0-0	0-0	0	0-0	0	0	0	0	2
Nicholls	DNP										
Tennessee-Martin	4	0-1	0-0	1-2	1	1-0	0	0	0	0	1
Memphis (Tupelo)	5	1-1	0-0	0-0	0	1-0	0	0	0	0	2
Centenary	12	0-1	0-1	2-2	3	1-0	0	0	0	0	2
at South Alabama	1	0-0	0-0	0-0	0	0-0	0	0	0	0	0
Houston	DNP										
Central Michigan	DNP										
Coastal Carolina	1	0-0	0-0	0-0	0	0-0	0	0	0	0	0
McNeese State	DNP										
Wichita St. (Bossier)	2	0-1	0-1	0-0	0	0-0	0	0	0	0	0
North Texas	4	1-2	1-1	0-0	1	0-0	0	0	0	0	3
Southern	5	0-0	0-0	1-2	1	0-0	0	0	0	0	1
at Rice	8	0-1	0-0	0-0	0	2-0	0	1	0	0	0
at Virginia	1	0-0	0-0	0-0	0	0-0	0	0	0	0	0
at Auburn	DNP										
Arkansas	DNP										
at Kentucky	8	0-1	0-0	0-0	2	0-0	0	1	0	0	0
Ole Miss	10	1-2	1-1	0-0	0	1-0	0	0	0	0	3
at Tennessee	4	1-1	0-0	0-0	0	0-0	0	0	1	0	2
at Alabama	4	0-0	0-0	0-0	0	1-0	0	0	0	0	0
South Carolina	DNP										
Mississippi State	DNP										
at Ole Miss	DNP -- injury										
at Arkansas	DNP -- injury										
Alabama	DNP -- injury										
Florida	DNP -- injury										
at Miss. State	DNP -- injury										
Vanderbilt	DNP										
at Georgia											
Auburn											
SEC Tournament											

### Jalen Courtney's Career Stats

YEAR	GP-GS	MIN/AVG	FG-FGA	PCT.	3FG-FGA	PCT.	FT-FTA	PCT.	REB.-AVG	PF-FD	AST	TO	BLK	STL	PTS-AVG.
10-11	15-0	72-4.8	5-12	.417	2-4	.500	4-6	.667	8-0.5	7-0	0	2	1	0	16-1.1
<b>Totals</b>	<b>15-0</b>	<b>72-4.8</b>	<b>5-12</b>	<b>.417</b>	<b>2-4</b>	<b>.500</b>	<b>4-6</b>	<b>.667</b>	<b>8-0.5</b>	<b>7-0</b>	<b>0</b>	<b>2</b>	<b>1</b>	<b>0</b>	<b>16-1.1</b>





# Matt Derenbecker

Forward \* 6-7 \* 185 \* Freshman \* HS \* Metairie, La. (Metairie Park Country Day)

# 21

### Top Performances

**Points**

Season:	19, at Ole Miss, 2/9/11
Career:	19, at Ole Miss, 2/9/11

**Rebounds**

Season:	8, at Auburn, 1/8/11
Career:	8, at Auburn, 1/8/11

**Field Goals Made**

Season:	6, twice
Career:	6, twice

**3 PT FG Made**

Season:	5, at Ole Miss, 2/9/11
Career:	5, at Ole Miss, 2/9/11

**Free Throws Made**

Season:	4, twice
Career:	4, twice

**Assists**

Season:	3, four times
Career:	3, four times

**Blocks**

Season:	1, vs. Centenary, 11/24/10
Career:	1, vs. Centenary, 11/24/10

**Steals**

Season:	4, vs. Ole Miss, 1/22/11
Career:	4, vs. Ole Miss, 1/22/11

**Minutes Played**

Season:	39, at Auburn, 1/8/11
Career:	39, at Auburn, 1/8/11

### Top Career Scoring Games

- 19 at Ole Miss, 2/9/11
- 17 at Rice, 12/29/10
- 15 at Auburn, 1/8/11
- 14 vs. Ole Miss, 1/22/11
- 14 vs. Nicholls, 11/16/10
- 13 at Arkansas, 2/11/11
- 13 at Tennessee, 1/26/11
- 12 vs. Arkansas, 1/12/11
- 10 at Alabama, 1/29/11
- 9 at S. Alabama, 11/28/10

### Freshman Season (2010-11)

Posted his first LSU points in Nicholls game (11/16) ... Hit all three field goal attempts, including two treys in nine-point effort at South Alabama (11/28) .. Second double figure game and best of season at Rice (12/29) with three treys for second time this season ... First start of his college career at Auburn (1/8), recording third double figure game of season with 15 points in 39 minutes ... 10 at Alabama (1/29) marked third straight double figure game, longest consecutive string of season and in double figures six-of-the-last eight dating back to the 12/29 Rice game ... Career scoring night at Ole Miss (2/9) hitting a team equaling season high of five treys and scoring 19 points.


### Derenbecker's Game-by-Game Statistics

**2009-10**

OPPONENT	MIN	FG	3FG	FT	REB	PF/D	A	TO	BLK	STL	PTS
Northwestern State	6	0-0	0-0	0-0	0	2-0	0	2	0	0	0
Nicholls	28	5-10	3-7	1-1	6	3-0	0	2	0	0	14
Tennessee-Martin	19	1-3	0-2	0-0	2	1-0	0	1	0	0	2
Memphis (Tupelo)	8	0-3	0-3	0-0	1	1-0	1	0	0	0	0
Centenary	22	3-8	0-4	0-0	0	1-0	1	1	1	0	6
at South Alabama	15	3-3	2-2	1-2	4	2-0	2	0	0	1	9
Houston	11	2-4	1-2	0-0	0	0-0	0	1	0	0	5
Central Michigan	7	0-0	0-0	0-0	0	2-0	1	1	0	0	0
Coastal Carolina	18	1-6	1-2	0-0	1	2-0	3	0	0	0	3
McNeese State	13	0-1	0-1	0-0	1	1-0	1	0	0	0	0
Wichita St. (Bossier)	14	1-5	0-2	2-3	1	2-0	1	0	0	1	4
North Texas	21	1-6	0-2	1-2	0	1-0	2	1	0	2	3
Southern	24	3-7	2-4	0-0	2	2-0	3	0	0	1	8
at Rice	23	5-9	3-6	4-5	3	2-0	0	1	0	0	17
at Virginia	6	0-1	0-0	0-0	0	1-0	0	0	0	0	0
at Auburn	39	6-12	3-7	0-0	8	2-0	3	2	0	1	15
Arkansas	38	5-9	0-4	2-4	6	2-0	2	3	0	2	12
at Kentucky	26	2-9	0-5	0-0	2	1-0	3	0	0	0	4
Ole Miss	37	4-11	2-6	4-4	5	3-0	1	1	0	4	14
at Tennessee	36	5-11	2-7	1-1	2	1-0	2	2	0	1	13
at Alabama	30	4-11	2-7	0-0	2	2-0	0	3	0	2	10
South Carolina	23	1-7	1-4	0-0	2	2-0	1	1	0	0	3
Mississippi State	8	0-1	0-0	0-0	1	0-0	0	2	0	0	0
at Ole Miss	37	6-10	5-7	2-2	2	2-0	1	1	0	1	19
at Arkansas	28	5-11	2-5	1-2	1	2-0	0	1	0	0	13
Alabama	27	1-4	1-3	0-0	3	1-0	2	1	0	0	3
Florida	30	3-6	2-3	0-0	2	2-0	2	1	0	1	8
at Miss. State	19	3-7	2-3	0-0	3	1-0	2	1	1	2	8
Vanderbilt	22	0-5	0-3	0-0	0	3-0	1	1	0	0	0
at Georgia											
Auburn											
SEC Tournament											

### Matt Derenbecker's Career Stats

YEAR	GP-GS	MIN/AVG	FG-FGA	PCT.	3FG-FGA	PCT.	FT-FTA	PCT.	REB.-AVG	PF-FO	AST	TO	BLK	STL	PTS-AVG.
10-11	29-13	635-21.9	70-180	.389	34-101	.337	19-26	.731	60-2.1	47-0	35	30	2	19	193-6.7
<b>Totals</b>	<b>29-13</b>	<b>635-21.9</b>	<b>70-180</b>	<b>.389</b>	<b>34-101</b>	<b>.337</b>	<b>19-26</b>	<b>.731</b>	<b>60-2.1</b>	<b>47-0</b>	<b>35</b>	<b>30</b>	<b>2</b>	<b>19</b>	<b>193-6.7</b>



# Ralston Turner

Guard \* 6-6 \* 193 \* Freshman \* HS \* Muscle Shoals, Ala. (Muscle Shoals HS)

# 22

### Top Performances

**Points**  
 Season: 23, vs. McNeese, 12/16/10  
 Career: 23, vs. McNeese, 12/16/10

**Rebounds**  
 Season: 7, vs. C. Michigan, 12/11/10  
 Career: 7, vs. C. Michigan, 12/11/10

**Field Goals Made**  
 Season: 7, vs. Florida, 2/20/11  
 Career: 7, vs. Florida, 2/20/11

**3 PT FG Made**  
 Season: 5, vs. Wichita St., 12/18/10  
 Career: 5, vs. Wichita St., 12/18/10

**Free Throws Made**  
 Season: 8, vs. McNeese, 12/16/10  
 Career: 8, vs. McNeese, 12/16/10

**Assists**  
 Season: 5, vs. Houston, 11/30/10  
 Career: 5, vs. Houston, 11/30/10

**Blocks**  
 Season: 1, four times  
 Career: 1, four times

**Steals**  
 Season: 2, three times  
 Career: 2, three times

**Minutes Played**  
 Season: 41, vs. McNeese, 12/16/10  
 Career: 41, vs. McNeese, 12/16/10

### Top Career Scoring Games

- 23 vs. McNeese, 12/16/10
- 21 vs. Wichita State, 12/18/10
- 21 vs. Northwestern State., 11/12/10
- 18 vs. Vanderbilt, 2/26/10
- 18 vs. Florida, 2/20/11
- 17 vs. Alabama, 2/17/11
- 17 at S. Alabama, 11/28/10
- 16 at Ole Miss, 2/9/11
- 15 three times

### Freshman Season (2010-11)

Started the opening college game of his career and in 38 minutes scored 21 points, hitting 6-of-12 field goals with three treys against NW State (11/12) ... Third double figure game against Memphis (11/21) ... Season high game for Turner and for the LSU team with 23 in the overtime win vs. McNeese (12/16) ... Hits a team high 5 treys all in the second half in scoring over 20 for the second straight game vs. Wichita (12/18) ... Suffered a "stress reaction" in his right foot late during the second half of the game at Virginia (1/2) ... Was able to return at Alabama (1/29) ... First double figures game since return, scoring 16 at Ole Miss (2/9) .. Third straight game in double figures with 17 against Alabama (2/17) ... First time in year to have four straight double figure games with 18 vs. Florida (2/20) ... Five straight in double figures with 12 points in the win at Miss. State (2/23).

### Turner's Game-by-Game Statistics

2010-11 OPPONENT	MIN	FG	3FG	FT	REB	PF/D	A	TO	BLK	STL	PTS
Northwestern State	38	6-12	3-6	6-9	5	2-0	2	2	0	2	21
Nicholls	30	1-6	0-2	4-4	2	2-0	2	1	0	0	6
Tennessee-Martin	27	4-10	2-5	0-0	1	0-0	0	3	0	1	10
Memphis (Tupelo)	26	3-10	2-5	3-4	2	2-0	1	2	1	0	11
Centenary	21	3-6	2-5	0-0	3	1-0	1	2	0	0	8
at South Alabama	22	5-7	2-4	5-8	1	5-1	0	1	0	1	17
Houston	34	6-10	2-5	1-2	3	0-0	5	6	0	0	15
Central Michigan	38	3-4	3-4	0-2	7	3-0	4	1	0	1	9
Coastal Carolina	35	5-16	1-9	4-4	6	4-0	1	3	0	1	15
McNeese State	41	6-15	3-10	8-10	2	3-0	3	3	0	1	23
Wichita St. (Bossier)	31	6-13	5-9	4-4	2	4-0	0	2	0	0	21
North Texas	33	4-16	1-8	0-0	4	2-0	1	3	0	0	9
Southern	26	6-14	3-9	0-0	2	0-0	1	2	1	1	15
at Rice	30	4-18	4-12	2-5	2	4-0	1	1	0	1	14
at Virginia	30	5-13	1-5	0-2	5	4-0	1	2	1	1	11
at Auburn		DNP-injury									
Arkansas		DNP-injury									
at Kentucky		DNP-injury									
Ole Miss		DNP-injury									
at Tennessee		DNP-injury									
at Alabama	20	1-3	0-1	2-4	2	3-0	0	2	0	0	4
South Carolina	16	1-5	0-1	0-0	0	5-1	0	2	0	0	2
Mississippi State	28	3-14	1-7	0-0	1	0-0	1	1	0	0	7
at Ole Miss	37	6-10	3-7	1-2	3	0-0	3	1	1	1	16
at Arkansas	31	4-11	1-4	1-2	4	2-0	3	2	0	0	10
Alabama	35	6-10	2-4	3-4	2	3-0	1	4	0	0	17
Florida	35	7-19	2-7	2-3	1	2-0	4	4	0	2	18
at Miss. State	35	3-12	2-6	4-6	3	0-0	3	2	0	2	12
Vanderbilt	32	6-12	2-5	4-4	3	2-0	1	1	0	1	18
at Georgia											
Auburn											
SEC Tournament											

### Ralston Turner's Career Stats

YEAR	GP-GS	MIN/AVG	FG-FGA	PCT.	3FG-FGA	PCT.	FT-FTA	PCT.	REB.-AVG	PF-FD	AST	TO	BLK	STL	PTS-AVG.
10-11	24-24	731-30.5	104-266	.391	47-140	.336	54-79	.684	66-2.8	53-2	39	53	4	16	309-12.9
<b>Totals</b>	<b>24-24</b>	<b>731-30.5</b>	<b>104-266</b>	<b>.391</b>	<b>47-140</b>	<b>.336</b>	<b>54-79</b>	<b>.684</b>	<b>66-2.8</b>	<b>53-2</b>	<b>39</b>	<b>53</b>	<b>4</b>	<b>16</b>	<b>309-12.9</b>



# Storm Warren

Forward \* 6-7 \* 230 \* Junior \* 2L \* Monroe, La. (Richwood HS)

# 24

### Top Performances

**Points**

Season:	24, vs. Vanderbilt, 2/26/11
Career:	24, vs. Vanderbilt, 2/26/11

**Rebounds**

Season:	14, vs. Nicholls, 11/16/10
Career:	16, twice

**Field Goals Made**

Season:	12, vs. Vanderbilt, 2/26/11
Career:	12, vs. Vanderbilt, 2/26/11

**3 PT FG Made**

Season:	
Career:	

**Free Throws Made**

Season:	4, at Miss. State, 2/23/11
Career:	9, twice

**Assists**

Season:	3, vs. Southern, 12/27/10
Career:	4, vs. ULM, 11/13/09

**Blocks**

Season:	4, vs. Houston, 11/30/10
Career:	4, three times

**Steals**

Season:	3, three times
Career:	3, five times

**Minutes Played**

Season:	36, vs. Nicholls, 11/16/10
Career:	39, vs. UL-Lafayette, 12/1/09

### Top Career Scoring Games

- 24 vs. Vanderbilt, 2/26/11
- 21 at Utah, 1/2/10
- 21 vs. Northwestern State, 12/12/09
- 20 vs. Western Kentucky, 11/17/09
- 19 at South Carolina, 1/13/10
- 18 vs. Tennessee (SECT), 3/11/10
- 18 vs. UL-Lafayette, 12/1/09
- 17 vs. McNeese, 12/16/10
- 17 vs. Auburn, 1/20/10
- 15 twice

### Junior Season (2010-11)

Started his 32nd consecutive game in the season opener against NW St. (11/12) .... 10th career double double against UT-Martin (11/18) and second consecutive game in double figure rebounds ... Had the bucket that forced overtime against McNeese State (12/16) ... Did not play at Virginia (1/2) because of tendonitis in right achilles ... Returned at Auburn, but still bothered by injury, played just seven minutes ... After limited playing time and sitting out two games over the span of eight league games, returned to starting lineup at Ole Miss (2/9) and scored 10 points in 20 minutes ... Second SEC double figure scoring game with 14 points and five rebounds in 32 minutes at Miss. State (2/23) ... Career high of 24 points on 12-of-20 shooting against Vanderbilt (2/26)


### Warren's Game-by-Game Statistics

#### 2010-11

OPPONENT	MIN	FG	3FG	FT	REB	PF/D	A	TO	BLK	STL	PTS
Northwestern State	17	2-2	0-0	0-0	4	4-0	2	2	0	1	4
Nicholls	36	3-7	0-0	2-3	14	2-0	1	2	1	3	8
Tennessee-Martin	27	6-9	0-0	0-0	11	3-0	0	2	2	2	12
Memphis (Tupelo)	14	1-6	0-0	0-0	3	5-1	0	0	0	2	2
Centenary	16	0-6	0-0	1-2	6	1-0	1	1	3	2	1
at South Alabama	17	3-7	0-0	3-4	3	3-0	0	0	1	0	9
Houston	33	6-10	0-0	0-0	11	3-0	0	2	4	3	12
Central Michigan	29	4-7	0-0	0-0	4	2-0	0	1	1	0	8
Coastal Carolina	22	4-6	0-0	0-0	5	3-0	0	3	0	1	8
McNeese State	35	8-12	0-0	1-2	6	2-0	1	2	1	1	17
Wichita St. (Bossier)	13	1-1	0-0	0-0	4	4-0	0	2	0	1	2
North Texas	19	5-11	0-0	0-0	9	2-0	0	1	1	0	10
Southern	27	2-6	0-0	1-1	6	2-0	3	1	1	3	5
at Rice	29	3-8	0-0	1-5	9	4-0	0	2	0	1	7
at Virginia	DNP -- injury										
at Auburn	7	1-3	0-0	0-2	6	0-0	0	1	2	1	2
Arkansas	11	1-3	0-0	0-1	5	0-0	0	0	1	2	2
at Kentucky	13	2-5	0-0	0-1	1	0-0	0	1	2	0	4
Ole Miss	12	2-5	0-0	2-2	3	1-0	0	2	2	0	6
at Tennessee	DNP -- injury										
at Alabama	DNP -- injury										
South Carolina	6	0-1	0-0	0-0	1	1-0	0	1	0	0	0
Mississippi State	15	1-3	0-0	0-0	7	3-0	0	3	3	1	2
at Ole Miss	20	5-10	0-0	0-0	1	5-1	0	0	2	1	10
at Arkansas	22	3-6	0-0	0-0	5	1-0	0	3	2	1	6
Alabama	10	1-3	0-0	0-2	8	4-0	0	0	1	1	2
Florida	25	4-7	0-0	0-0	3	4-0	0	1	0	1	8
at Miss. State	32	5-12	0-1	4-5	5	3-0	0	2	0	2	14
Vanderbilt	34	12-20	0-0	0-0	8	2-0	1	0	1	2	24
at Georgia											
Auburn											
SEC Tournament											

### Storm Warren's Career Stats

YEAR	GP-GS	MIN/AVG	FG-FGA	PCT.	3FG-FGA	PCT.	FT-FTA	PCT.	REB.-AVG	PF-FD	AST	TO	BLK	STL	PTS-AVG.
08-09	30-0	224-7.5	21-49	.429	0-0	.000	19-39	.487	53-1.8	32-1	6	9	15	12	61-2.0
09-10	31-31	827-26.7	141-263	.536	0-0	.000	84-123	.683	223-7.2	104-5	13	46	44	33	366-11.8
10-11	26-19	541-20.8	85-176	.483	0-1	.000	15-30	.500	148-5.7	64-2	9	35	31	32	185-7.1
<b>Totals</b>	<b>87-50</b>	<b>1592-18.3</b>	<b>247-488</b>	<b>.506</b>	<b>0-1</b>	<b>.000</b>	<b>118-192</b>	<b>.615</b>	<b>424-4.9</b>	<b>200-8</b>	<b>28</b>	<b>90</b>	<b>90</b>	<b>77</b>	<b>612-7.0</b>



# Daron Populist

Guard \* 5-10 \* 170 \* Sophomore \* 1L \* Slidell, La. (Salmen HS)

# 25

## Top Performances

### Points

Season: 6, vs. Centenary, 11/24/10  
 Career: 8, vs. Arkansas, 2/24/10

### Rebounds

Season: 2, twice  
 Career: 2, four times

### Field Goals Made

Season: 2, vs. Centenary, 11/24/10  
 Career: 2, twice

### 3 PT FG Made

Season: 2, vs. Centenary, 11/24/10  
 Career: 2, twice

### Free Throws Made

Season 2, at Arkansas, 2/2/11  
 Career: 2, twice

### Assists

Season: 2, vs. NW St., 11/12/10  
 Career: 2, three times

### Blocks

Season:  
 Career:

### Steals

Season:  
 Career: 1, vs. Georgia, 3/6/10

### Minutes Played

Season: 13, vs. Centenary, 11/24/10  
 Career: 23, twice

## Top Career Scoring Games

1. 8 vs. Arkansas, 2/24/10
2. 6 vs. Centenary, 11/24/10
3. 4 at Mississippi State, 1/30/10
4. 3 vs. Georgia, 3/6/10
4. 3 vs. Tennessee, 2/4/10
6. 2 vs. Florida, 2/20/11
6. 2 at Arkansas, 2/2/11
6. 2 vs. UT-Martin, 11/18/10
6. 2 at Arkansas, 2/10/10
10. 1 at Ole Miss, 2/9/11

## Sophomore Season (2010-11)

Played 13 minutes versus Centenary (11/24), scoring six points, hitting two treys ... 11 minutes, two points, three assists and no turnovers vs. Florida (2/20)

## Populist's Game-by-Game Statistics

### 2009-10

OPPONENT	MIN	FG	3FG	FT	REB	PF/D	A	TO	BLK	STL	PTS
Northwestern State	3	0-0	0-0	0-0	0	1-0	2	0	0	0	0
Nicholls	7	0-1	0-0	0-0	0	4-0	0	3	0	0	0
Tennessee-Martin	8	1-1	0-0	0-0	2	2-0	1	0	0	0	2
Memphis (Tupelo)	DNP										
Centenary	13	2-5	2-4	0-0	2	1-0	1	0	0	0	6
at South Alabama	4	0-1	0-0	0-0	1	0-0	1	0	0	0	0
Houston	DNP										
Central Michigan	4	0-0	0-0	0-0	0	0-0	1	0	0	0	0
Coastal Carolina	DNP										
McNeese State	DNP										
Wichita St. (Bossier)	DNP										
North Texas	DNP										
Southern	3	0-0	0-0	0-0	0	0-0	0	0	0	0	0
at Rice	3	0-1	0-1	0-0	0	2-0	0	0	0	0	0
at Virginia	1	0-0	0-0	0-0	0	0-0	0	0	0	0	0
at Auburn	DNP										
Arkansas	DNP										
at Kentucky	DNP										
Ole Miss	3	0-1	0-1	0-0	0	0-0	0	0	0	0	0
at Tennessee	3	0-1	0-1	0-0	1	0-0	0	0	0	0	0
at Alabama	2	0-0	0-0	0-0	0	0-0	0	0	0	0	0
South Carolina	DNP										
Mississippi State	1	0-0	0-0	0-0	0	0-0	0	0	0	0	0
at Ole Miss	5	0-3	0-2	1-2	1	1-0	0	0	0	0	1
at Arkansas	6	0-0	0-0	2-2	1	0-0	1	0	0	0	2
Alabama	DNP										
Florida	11	1-2	0-1	0-0	2	2-0	3	0	0	0	2
at Miss. State	4	0-1	0-1	0-0	0	1-0	1	0	0	0	0
Vanderbilt	7	0-2	0-2	0-0	0	0-0	0	0	0	0	0
at Georgia											
Auburn											
SEC Tournament											

## Daron Populist's Career Stats

YEAR	GP-GS	MIN/AVG	FG-FGA	PCT.	3FG-FGA	PCT.	FT-FTA	PCT.	REB.-AVG	PF-FO	AST	TO	BLK	STL	PTS-AVG.
09-10	16-0	156-9.8	6-21	.286	5-16	.313	3-4	.750	8-0.5	7-0	9	9	0	1	20-1.3
10-11	18-0	88-4.9	4-19	.211	2-13	.154	3-4	.750	10-0.6	14-0	11	3	0	0	13-0.7
<b>Totals</b>	<b>34-0</b>	<b>244-7.2</b>	<b>10-40</b>	<b>.250</b>	<b>7-29</b>	<b>.241</b>	<b>6-8</b>	<b>.750</b>	<b>18-0.5</b>	<b>21-0</b>	<b>20</b>	<b>12</b>	<b>0</b>	<b>0</b>	<b>33-1.0</b>





# Aaron Dotson

Guard \* 6-4 \* 205 \* Sophomore \* 1 L \* Seattle, Wash. (Rainier Beach HS)

# 45

## Top Performances

### Points

Season: 17, vs. NW St., 11/12/10  
 Career: 17, vs. NW St., 11/12/10

### Rebounds

Season: 8, vs. Arkansas, 1/12/11  
 Career: 8, vs. Arkansas, 1/12/11

### Field Goals Made

Season: 5, twice  
 Career: 5, twice

### 3 PT FG Made

Season: 4, at S. Alabama, 11/28/10  
 Career: 4, at S. Alabama, 11/28/10

### Free Throws Made

Season: 7, vs. NW St., 11/12/10  
 Career: 7, vs. NW St., 11/12/10

### Assists

Season: 4, three times  
 Career: 5, vs. McNeese, 1/4/10

### Blocks

Season: 2, vs. Nicholls, 11/16/10  
 Career: 2, ttree, to,es

### Steals

Season: 2, vs. Memphis, 11/21/10  
 Career: 2, vs. Memphis, 11/21/10

### Minutes Played

Season: 39, at S. Alabama, 11/28/10  
 Career: 39, at S. Alabama, 11/28/10

## Top Career Scoring Games

1. 17 vs. Northwestern State, 11/12/10
2. 16 at Miss. State, 2/23/11
3. 15 at S. Alabama, 11/28/10
4. 13 vs. UT-Martin, 11/18/10
5. 12 vs. Memphis, 11/21/10
6. 11 vs. Washington State, 12/22/09
7. 10 vs. Miss. State, 2/5/11
7. 10 at Kentucky, 1/15/11
7. 10 vs. McNeese, 1/4/10
7. 10 vs. Rice, 12/19/09

## Sophomore Season (2010-11)

Had a career high of 17 points in the season opener against NW St. (11/12) .. Hit two treys for second straight game against Centenary (11/24), 4-of-last-5 from arc ... In six games has made more threes (8) than last year (7) ... Made four at South Alabama (11/28) ... Career high of 8 rebounds against Arkansas (1/12) ... First double figure game since Nov. 28 with 10 at Kentucky (1/15) ... Second time with eight rebounds against Miss. State (2/5) ... Dotson had the second best game of his career with 16 points at Miss. State (2/23) with three treys in 22 minutes.

## Dotson's Game-by-Game Statistics

### 2010-11

OPPONENT	MIN	FG	3FG	FT	REB	PF/D	A	TO	BLK	STL	PTS
Northwestern State	27	5-5	0-0	7-8	3	4-0	0	1	1	2	17
Nicholls	21	1-2	0-0	2-2	2	3-0	0	2	0	0	5
Tennessee-Martin	19	4-8	0-1	5-6	6	3-0	2	3	0	0	13
Memphis (Tupelo)	37	3-7	2-2	4-7	4	2-0	4	4	0	2	12
Centenary	20	3-5	2-3	0-0	1	1-0	4	1	0	0	8
at South Alabama	39	5-9	4-5	1-2	3	5-1	4	1	0	0	15
Houston	31	3-6	2-2	0-0	3	3-0	2	0	1	0	8
Central Michigan	34	2-4	0-1	5-6	0	3-0	2	2	0	1	9
Coastal Carolina	37	2-8	1-3	4-6	5	2-0	3	5	1	0	9
McNeese State	31	1-7	0-3	5-5	3	2-0	3	1	1	0	7
Wichita St. (Bossier)	25	1-3	0-0	0-0	2	4-0	2	0	0	0	2
North Texas	25	0-3	0-1	0-2	1	2-0	1	0	0	0	0
Southern	20	1-3	0-0	4-4	4	2-0	3	0	0	1	6
at Rice	18	1-2	0-0	0-1	1	5-1	0	2	0	0	2
at Virginia	27	1-7	1-2	4-4	4	3-0	1	1	1	0	7
at Auburn	23	1-5	0-1	0-1	4	2-0	0	3	0	2	2
Arkansas	27	0-2	0-2	3-4	8	0-0	1	4	0	0	3
at Kentucky	35	2-6	0-3	6-9	4	3-0	0	2	0	2	10
Ole Miss	27	1-3	0-1	3-3	2	1-0	3	3	0	1	5
at Tennessee	26	1-5	1-3	2-2	3	3-0	3	1	0	0	5
at Alabama	16	1-3	0-1	1-2	4	3-0	0	2	0	0	3
South Carolina	31	3-8	1-4	1-3	3	4-0	2	3	0	1	8
Mississippi State	33	3-8	1-4	3-4	4	3-0	0	1	0	0	10
at Ole Miss	6	0-0	0-0	0-0	0	3-0	1	2	0	0	0
at Arkansas	11	1-1	0-0	0-0	1	2-0	0	1	0	1	2
Alabama	14	1-3	0-0	2-5	1	0-0	1	2	0	0	4
Florida	11	3-4	1-1	0-0	2	1-0	0	2	0	0	7
at Miss. State	22	4-10	3-5	5-6	1	2-0	1	2	0	1	16
Vanderbilt	15	3-5	1-2	2-3	4	2-0	1	2	0	0	9
at Georgia											
Auburn											
SEC Tournament											

## Aaron Dotson's Career Stats

YEAR	GP-GS	MIN/AVG	FG-FGA	PCT.	3FG-FGA	PCT.	FT-FTA	PCT.	REB.-AVG	PF-FO	AST	TO	BLK	STL	PTS-AVG.
09-10	29-17	539-18.6	32-109	.294	7-46	.152	23-43	.535	48-1.7	61-3	29	33	12	12	93-3.2
10-11	29-21	708-24.4	57-142	.401	20-51	.392	70-97	.722	83-2.9	74-2	45	55	7	14	204-7.0
<b>Totals</b>	<b>58-38</b>	<b>1247-21.5</b>	<b>89-251</b>	<b>.355</b>	<b>29-97</b>	<b>.278</b>	<b>93-140</b>	<b>.664</b>	<b>131-2.3</b>	<b>135-5</b>	<b>74</b>	<b>88</b>	<b>19</b>	<b>26</b>	<b>298-5.1</b>

# The Last Time LSU ...

## ALL GAMES

### Scoring

Less Than 50 points	46 -- at Alabama (46-70), 1/29/11
50 or more points	69 -- vs. Vanderbilt (69-90), 2/26/11
60 or more points	69 -- vs. Vanderbilt (69-90), 2/26/11
70 or more points	84 -- at Miss. State (84-82), 2/23/11
80 or more points	84 -- at Miss. State (84-82), 2/23/11
90 or more points	97 -- at Miss. State (97-94), 2/11/09
100 or more points	104 -- vs. Nicholls State (104-57), 11/21/05

### Opponents Scoring

Less than 50 points	41 -- by Southern, (41-62), 12/27/10
50 or more points	90 -- by Vanderbilt (90-69), 2/26/11
60 or more points	90 -- by Vanderbilt (90-69), 2/26/11
70 or more points	90 -- by Vanderbilt (90-69), 2/26/11
80 or more points	90 -- by Vanderbilt (90-69), 2/26/11
90 or more points	90 -- by Vanderbilt (90-69), 2/26/11
100 or more points	101 -- by Ohio State (101-113), 1-15-05

### Field Goal Percentage

Shot 29 percent or less	26.2 -- at Kentucky (17-65), 1/15/11
Shot 30 percent or more	41.8 -- vs. Vanderbilt (28-67), 2/26/11
Shot 40 percent or more	41.8 -- vs. Vanderbilt (28-67), 2/26/11
Shot 50 percent or more	50.0 -- vs. Houston (26-52), 11/30/10
Shot 60 percent or more	60.0 -- vs. NW State (24-40), 11/12/10
Shot 70 percent or more	70.3 -- vs. Centenary (45-64), 1-15-03

### Opponents Field Goal Percentage

Shot 29 percent or less	28.3 -- by Centenary (13-46), 11/24/10
Shot 30 percent or more	54.4 -- by Vanderbilt (31-57), 2/26/11
Shot 40 percent or more	54.4 -- by Vanderbilt (31-57), 2/26/11
Shot 50 percent or more	54.4 -- by Vanderbilt (31-57), 2/26/11
Shot 60 percent or more	62.2 -- by Ole Miss (28-45), 1/22/11

### Three-Point FG Percentage

Shot less than 10 pct	7.7 -- vs. Arkansas (1-13), 1/12/11
Shot 10 percent or more	22.7 -- vs. Vanderbilt (5-22), 2/26/11
Shot 20 percent or more	22.7 -- vs. Vanderbilt (5-22), 2/26/11
Shot 30 percent or more	39.1 -- at Miss. State (9-23), 2/23/11
Shot 40 percent or more	42.9 -- at Rice (12-28), 12/29/10
Shot 50 percent or more	70.6 -- at S. Alabama (12-17), 11/28/10
Shot 60 percent or more	70.6 -- at S. Alabama (12-17), 11/28/10

### Opponents Three-Point FG Percentage

Shot less than 10 pct	7.1 -- by Georgia (1-14), 1/25/06
Shot 10 percent or more	45.5 -- by Vanderbilt (10-22), 2/26/11
Shot 20 percent or more	45.5 -- by Vanderbilt (10-22), 2/26/11
Shot 30 percent or more	45.5 -- by Vanderbilt (10-22), 2/26/11
Shot 40 percent or more	45.5 -- by Vanderbilt (10-22), 2/26/11
Shot 50 percent or more	52.9 -- by Miss. State (9-17), 2/23/11
Shot 60 percent or more	60.0 -- by McNeese State (9-15), 12/22/08

### Free Throw Percentage

Shot less than 50 pct	46.7 -- at Ole Miss (7-15), 1/12/08
Shot 50 percent or more	57.1 -- vs. Vanderbilt (8-14), 2/26/11
Shot 60 percent or more	79.2 -- at Miss. State (19-24), 2/23/11
Shot 70 percent or more	79.2 -- at Miss. State (19-24), 2/23/11
Shot 80 percent or more	90.0 -- vs. Georgia (9-10), 3/6/10
Shot 90 percent or more	90.0 -- vs. Georgia (9-10), 3/6/10
Shot 100 percent	100.0 -- vs. Grambling State (4-4), 12/13/08

### Rebounds

Had less than 20 rebounds	19 -- vs. Ole Miss, 1/22/11
Had 20 or more rebounds	38 -- vs. Vanderbilt, 2/26/11
Had 30 or more rebounds	38 -- vs. Vanderbilt, 2/26/11
Had 40 or more rebounds	42 -- at Kentucky, 1/15/11
Had 50 or more rebounds	52 -- vs. UT-Martin, 11/18/10
Had 60 or more rebounds	60 -- vs. Troy State, 12-22-98

### Opponent Rebounds

Less than 20 rebounds	17 -- vs. Nicholls State, 12/17/08
Had 20 or more rebounds	37 -- by Vanderbilt, 2/26/11
Had 30 or more rebounds	37 -- by Vanderbilt, 2/26/11
Had 40 or more rebounds	41 -- by Florida, 2/20/11
Had 50 or more rebounds	50 -- by Kentucky, 1/15/11

### Assists

Less than 5 assists	4 -- vs. Alabama, 1-27-10
5 assists or more	15 -- vs. Vanderbilt, 2/26/11
10 assists or more	15 -- vs. Vanderbilt, 2/26/11
15 assists or more	15 -- vs. Vanderbilt, 2/26/11
20 assists or more	22 -- vs. McNeese, 1/4/10
25 assists or more	26 -- vs. Troy, 11/30/08
30 or more assists	33 -- vs. Georgia State, 12-28-94

### Opponent Assists

Less than 5 assists	2 -- by Southern, 12/27/10
5 assists or more	12 -- by Vanderbilt, 2/26/11
10 assists or more	12 -- by Vanderbilt, 2/26/11
15 assists or more	17 -- by Miss. State, 2/23/11
20 assists or more	20 -- by Tennessee, 1/26/11
25 assists or more	28 -- by Fresno State, 11/26/99
30 assists or more	33 -- by Kentucky, 1-16-96

### Blocks

0 blocks	0 -- at Rice, 12/29/10
1 or more blocks	1 -- vs. Vanderbilt, 2/26/11
5 or more blocks	5 -- at Ole Miss, 2/9/11
10 or more blocks	11 -- vs. Ole Miss, 2/14/09
15 or more blocks	16 -- vs. Alcorn State, 11/20/08

### Opponent Blocks

0 blocks	0 -- by Western Kentucky, 11/17/09
1 or more blocks	6 -- by Vanderbilt, 2/26/11
5 or more blocks	6 -- by Vanderbilt, 2/26/11
10 or more blocks	11 -- by UConn, 1/6/07

### Steals

0 steals	0 -- vs. Georgia Tech, 3-17-90
1 or more steals	5 -- vs. Vanderbilt, 2/26/11
5 or more steals	5 -- vs. Vanderbilt, 2/26/11
10 or more steals	11 -- at Miss. State, 2/23/11
15 or more steals	22 -- vs. Arkansas, 2-17-01

### Opponent Steals

0 steals	0 -- by Washington State, 12/27/08
1 or more steals	7 -- by Vanderbilt, 2/26/11
5 or more steals	7 -- by Vanderbilt, 2/26/11
10 or more steals	10 -- by Kentucky, 1/15/11
15 or more steals	16 -- by Miami (Fla.), 12-27-01

# The Last Time An LSU Player...

## ALL GAMES

Scored 20 or more points .....	24	Storm Warren, vs. Vanderbilt, 2/26/11
Scored 25 or more points.....	26	Bo Spencer, at Auburn, 2/27/10
Scored 30 or more points .....	38	Tasmin Mitchell, vs. Auburn, 1/20/10
Scored 35 or more points.....	38	Tasmin Mitchell, vs. Auburn, 1/20/10
Scored 40 or more points .....	41	Tasmin Mitchell, at Miss State, 2/11/09
Scored 45 or more points .....	46	Chris Jackson, vs. Vanderbilt, 2-18-90
Scored 50 or more points .....	51	Chris Jackson, vs. Texas, 1-2-90
Scored 55 or more points .....	55	Chris Jackson, vs. Ole Miss, 3-4-89
Scored 60 or more .....	64	Pete Maravich, vs. Kentucky, 2-21-70
Scored double figures in 5 straight games.....	6	Ralston Turner, 2/9/11 to 2/26/11
Scored double figures in 10 straight games .....	15	Tasmin Mitchell, 11/27/09 to 1/23/10
Scored double figures in 15 straight games .....	15	Tasmin Mitchell, 11/27/09 to 1/23/10
Scored double figures in 20 straight games.....	48	Glen Davis, 3/5/05 to 12/17/06
Scored double figures in 25 straight games.....	48	Glen Davis, 3/5/05 to 12/17/06
Scored double figures in 30 straight games.....	48	Glen Davis, 3/5/05 to 12/17/06
Scored double figures in 35 straight games.....	48	Glen Davis, 3/5/05 to 12/17/06
Scored double figures in 40 straight games .....	48	Glen Davis, 3/5/05 to 12/17/06
Scored double figures in 45 or more straight game .....	48	Glen Davis, 3/5/05 to 12/17/06
Scored 20 points or more in 2 straight games .....	2	Ralston Turner, 23 vs. McNeese (12/16/10); 21 vs. Wichita St. (12/18/10)
Scored 20 points or more in 3 straight games .....	3	Bo Spencer, 22 vs. Rice (12/19/09); 23 vs. Washington State (12/22/09); 20 at Xavier (12/29/09)
Scored 20 points or more in 4 straight games .....	4	Tasmin Mitchell, 26 vs. Louisiana-Lafayette (12/1/09); 24 vs. Northwestern State (12/12/09); 24 vs. Southeastern Louisiana (12/14/09); 27 vs. Nicholls State (12/17/09)
Scored 20 points or more in 5 straight games .....	6	Marcus Thornton, 25 at Ole Miss (1/12/08); 27 vs. Auburn (1/16/08); 27 at Vandy (1/19/08); 20 vs. Arkansas (1/26/08); 38 at Auburn (1/30/08); 22 vs. Alabama (2/2/08)
Scored 30 points or more in consecutive games.....	2	Marcus Thornton, 31 vs. Miss. State (1/21/09); 30 vs. Xavier (1/24/09)
Made 10-14 field goals in a game .....	12	Storm Warren, vs. Vanderbilt, 2/26/11
Made 15 or more field goals in a game.....	15	Tasmin Mitchell, vs. Auburn, 1/20/10
Attempted 15-19 field goals in a game .....	20	Storm Warren, vs. Vanderbilt, 2/26/11
Attempted 20-24 field goals in a game .....	20	Storm Warren, vs. Vanderbilt, 2/26/11
Attempted 25-29 field goals in a game .....	27	Marcus Thornton, at Miss. State, 3/8/08
Attempted 30 or more field goals in a game .....	34	Ronnie Henderson, vs. Oklahoma State, 12-20-94
Made 5 three pointers in a game .....	5	Matt Derenbecker, at Ole Miss, 2/9/11
Made 6-9 three pointers in a game.....	6	Marcus Thornton, vs. Florida, 2/24/09
Made 10 or more three pointers in a game.....	10	Chris Jackson, vs. Tennessee, 2-10-90
Attempted 7 three pointers in a game.....	10	Andre Stringer, vs. Vanderbilt, 2/26/11
Attempted 8-10 three pointers in a game .....	10	Andre Stringer, vs. Vanderbilt, 2/26/11
Attempted 11 or more three pointers in a game .....	11	Andre Stringer, at Auburn, 1/8/11

# The Last Time An LSU Player...

## ALL GAMES

Had 10 or more rebounds .....	11 Malcolm White, at Ole Miss, 2/9/11
Had 15 or more rebound .....	15 Malcolm White, vs. UT-Martin, 11/18/10
Had 20 or more rebounds .....	21 Jaime Lloreda, vs. McNeese State, 11-24-03
Had 10 or more rebounds in 2 straight games .....	2 Storm Warren, 14 vs. Nicholls, 11/16/10; 11 vs. UT-Martin, 11/18/10
Had 10 or more rebounds in 3 straight games .....	3 Tasmin Mitchell, 10 at Alabama, 1/27/10; 10 at Miss. State, 1/30/10; 17 vs. Tennessee, 2/4/10
.....	
Had 10 or more rebounds in 4 straight games .....	4 Tasmin Mitchell, 11 vs. Ole Miss, 1/23/10; 10 at Alabama, 1/27/10; 10 at Miss. State, 1/30/10; 17 vs. Tennessee, 2/4/10
.....	
Had 10 or more rebounds in 5 straight games .....	5 Tasmin Mitchell, 10 vs. Auburn, 1/20/10; 11 vs. Ole Miss, 1/23/10; 10 at Alabama, 1/27/10; 10 at Miss. State, 1/30/10; 17 vs. Tennessee, 2/4/10
.....	
Had 10 or more rebounds in 6 or more games.....	8 Glen Davis, 11 at Alabama, 2/4/06; 16 vs. Arkansas, 2/8/06; 15 at Florida, 2/11/06; 13 vs. Miss. State, 2/15/06; 11 at Auburn, 2/18/06; 11 at Vandy, 2/22/06; 15 vs. Kentucky, 2/25/06; 10 at S. Carolina, 2/28/06
.....	
.....	
Had 9 offensive rebounds in a game.....	9 Malcolm White, vs. UT-Martin, 11/18/10
Had 10 defensive rebounds in a game.....	12 Storm Warren, vs. Nicholls, 11/16/10
.....	
Had 5 or more assists .....	6 Chris Bass, vs. Vanderbilt, 2/26/11
Had 8 or more assists.....	8 Chris Bass, at Rice, 12/29/10
Had 10 or more assists .....	12 Torris Bright, vs. McNeese State, 12-7-02
Had 15 or more assists .....	18 Randy Livingston, vs. George Mason, 12-3-94
.....	
Had 3 or more blocks in a game .....	3 Storm Warren, vs. Miss. State, 2/5/11
Had 5 or more blocks in a game .....	6 Malcolm White, at Alabama, 1/29/11
Had 8 or more blocks in a game .....	9 Tyrus Thomas, vs. Tennessee, 1/14/06
Had 10 or more blocks in a game.....	11 Stromile Swift, vs. Alabama, 2-10-99
.....	
Had 3 or more steals in a game.....	3 Andre Stringer, vs. Alabama, 2/17/11
Had 5 or more steals in a game.....	5 Chris Bass, vs. Northwestern St., 11/12/10
Had 8 or more steals in a game .....	8 Clarence Ceasar, vs. Auburn, 1-8-94
Had 10 or more steals in a game .....	10 Shawn Griggs, vs. Tennessee, 2-23-91
.....	
Had a double-double .....	Garrett Green, vs. Arkansas, 1/12/11
Had a double-double in 2 straight games .....	Tasmin Mitchell, at Miss. State, 26 pts-10 reb., 1/30/10; vs. Tennessee, 13 pts-17 reb., 2/4/10
.....	
Had a double-double in 3 or more straight games.....	3 Storm Warren, vs. Northwestern State, 21 pts-16 reb., 12/12/09; vs. Southeastern La. 14 pts-12 reb, 12/14/09; vs. Nicholls St., 13 pts-11 reb., vs. 12/17/09
.....	
Had a double-double in 4 or more straight games .....	4 Storm Warren, vs. UL-Lafayette, 18 pts-16 reb., 12/1/09; vs. Northwestern State, 21 pts-16 reb., 12/1/09; vs. Southeastern La. 14 pts-12 reb., 12/14/09; vs. Nicholls State, 13 pts-11 reb., 12/17/09
.....	
.....	
Had a triple-double .....	Shaquille O'Neal, 26 pts-13 reb-11 blks, vs. BYU, 3-19-92
.....	
Played 40 minutes in a game.....	40 Malcom White, vs. McNeese, 12/16/10
.....	41 Ralston Turner, vs. McNeese, 12/16/10
Played 41 or more in a game .....	41 Ralston Turner, vs. McNeese, 12/16/10
Played 50 or more minutes in a game .....	54 Maurice Carter, vs. Alabama, 2-10-99

**THE STAT CREW SYSTEM**  
**LSU Season Schedule/Results & Leaders (as of Feb 26, 2011)**  
**All games**

<b>RECORD:</b>	<b>OVERALL</b>	<b>HOME</b>	<b>AWAY</b>	<b>NEUTRAL</b>
ALL GAMES	11-18	8-9	3-7	0-2
CONFERENCE	3-11	1-6	2-5	0-0
NON-CONFERENCE	8-7	7-3	1-2	0-2

<b>Date</b>	<b>Opponent</b>	<b>Score</b>	<b>Att.</b>	<b>High Points</b>	<b>High Rebounds</b>
11/12/10	NORTHWESTERN STATE	W 87-78	7842	(21)STRINGER, Andre (21)TURNER, Ralston	(6)GREEN, Garrett
11/16/10	NICHOLLS STATE	53-62 L	6913	(14)DERENBECKER, Matt (14)STRINGER, Andre	(14)WARREN, Storm
11/18/10	TENNESSEE-MARTIN	W 79-56	6607	(15)STRINGER, Andre	(15)WHITE, Malcolm
11/21/10	vs Memphis	61-70 L	7941	(13)STRINGER, Andre	(8)LUDWIG, Eddie
11/24/10	CENTENARY	W 78-36	6742	(16)STRINGER, Andre	(9)GREEN, Garrett
11/28/10	at South Alabama	W 80-65	3653	(21)STRINGER, Andre	(5)GREEN, Garrett
11/30/10	HOUSTON	W 73-57	6688	(15)TURNER, Ralston	(11)WARREN, Storm
12/11/10	CENTRAL MICHIGAN	W 59-55	6898	(12)WHITE, Malcolm	(7)TURNER, Ralston
12/13/10	COASTAL CAROLINA	69-78 Lot	6425	(16)STRINGER, Andre	(6)TURNER, Ralston
12/16/10	MCNEESE STATE	Wot 78-66	6445	(23)TURNER, Ralston	(9)WHITE, Malcolm
12/18/10	vs Wichita State	69-70 L	2165	(21)TURNER, Ralston	(13)GREEN, Garrett
12/22/10	NORTH TEXAS	55-75 L	7017	(12)WHITE, Malcolm	(9)WARREN, Storm
12/27/10	SOUTHERN	W 62-41	6739	(16)WHITE, Malcolm	(11)WHITE, Malcolm
12/29/10	at Rice	68-74 L	3358	(19)STRINGER, Andre	(9)WARREN, Storm
01/02/11	at Virginia	50-64 L	10049	(12)GREEN, Garrett	(6)WHITE, Malcolm
01/08/11	*at Auburn	W 62-55	6873	(18)GREEN, Garrett	(8)DERENBECKER, Matt
01/12/11	*ARKANSAS	W 56-53	7023	(13)WHITE, Malcolm	(10)GREEN, Garrett
1/15/11	*at Kentucky	44-82 L	24330	(13)GREEN, Garrett	(9)GREEN, Garrett
01/22/11	*OLE MISS	51-78 L	8060	(14)DERENBECKER, Matt	(5)DERENBECKER, Matt
01/26/11	*at Tennessee	53-75 L	18991	(13)DERENBECKER, Matt	(10)WHITE, Malcolm
01/29/11	*at Alabama	46-70 L	15383	(13)STRINGER, Andre	(7)LUDWIG, Eddie
02/02/11	*SOUTH CAROLINA	56-64 L	7311	(19)STRINGER, Andre	(9)GREEN, Garrett
02/05/11	*MISSISSIPPI STATE	57-58 L	7938	(15)STRINGER, Andre	(9)WHITE, Malcolm
02/09/11	*at Ole Miss	60-66 L	2112	(19)DERENBECKER, Matt	(11)WHITE, Malcolm
02-12-11	*at Arkansas	61-80 L	12933	(13)DERENBECKER, Matt	(5)LUDWIG, Eddie (5)WARREN, Storm
02/17/11	*ALABAMA	56-67 L	7830	(17)TURNER, Ralston	(8)WARREN, Storm
02/20/11	*FLORIDA	61-68 L	7711	(18)TURNER, Ralston	(6)WHITE, Malcolm
02-23-11	*at Mississippi State	W 84-82	7303	(16)DOTSON, Aaron	(8)GREEN, Garrett
02/26/11	*VANDERBILT	69-90 L	7703	(24)WARREN, Storm	(8)WARREN, Storm

\* - Conference game

<b>Attendance Summary</b>	<b>Games</b>	<b>Attend</b>	<b>Avg/Game</b>
Home	17	121892	7170
Away	10	104985	10498
Neutral	2	10106	5053
Total	29	236983	8172

**THE STAT CREW SYSTEM**  
**LSU Combined Team Statistics (as of Feb 26, 2011)**  
**All games**

<b>RECORD:</b>	<b>OVERALL</b>	<b>HOME</b>	<b>AWAY</b>	<b>NEUTRAL</b>
ALL GAMES	11-18	8-9	3-7	0-2
CONFERENCE	3-11	1-6	2-5	0-0
NON-CONFERENCE	8-7	7-3	1-2	0-2

##	Player	gp-gs	min	avg	Total		3-Point		F-Throw		Rebounds				pf	dq	a	to	blk	stl	pts	avg	
					fg-fga	fg%	3fg-fga	3fg%	ft-fa	ft%	off	def	tot	avg									
22	TURNER, Ralston	24-24	731	30.5	104-266	.391	47-140	.336	54-79	.684	10	56	66	2.8	53	2	39	53	4	16	309	12.9	
10	STRINGER, Andre	29-27	889	30.7	96-281	.342	54-178	.303	91-120	.758	13	52	65	2.2	58	1	82	74	4	33	337	11.6	
05	WHITE, Malcolm	29-28	706	24.3	89-196	.454	0-0	.000	57-92	.620	58	96	154	5.3	89	4	12	51	35	10	235	8.1	
24	WARREN, Storm	26-19	541	20.8	85-176	.483	0-1	.000	15-30	.500	59	89	148	5.7	64	2	9	35	31	32	185	7.1	
45	DOTSON, Aaron	29-21	708	24.4	57-142	.401	20-51	.392	70-97	.722	26	57	83	2.9	74	2	45	55	7	14	204	7.0	
03	GREEN, Garrett	29-5	538	18.6	80-175	.457	5-19	.263	29-67	.433	62	96	158	5.4	72	2	11	34	12	16	194	6.7	
21	DERENBECKER, Matt	29-13	635	21.9	70-180	.389	34-101	.337	19-26	.731	9	51	60	2.1	47	0	35	30	2	19	193	6.7	
13	LUDWIG, Eddie	29-6	445	15.3	28-68	.412	2-7	.286	45-59	.763	30	60	90	3.1	54	2	20	30	2	18	103	3.6	
04	BASS, Chris	29-2	469	16.2	18-60	.300	1-7	.143	9-18	.500	10	49	59	2.0	26	0	72	41	2	17	46	1.6	
14	COURTNEY, Jalen	15-0	72	4.8	5-12	.417	2-4	.500	4-6	.667	2	6	8	0.5	7	0	0	2	1	0	16	1.1	
25	POPULIST, Daron	18-0	88	4.9	4-19	.211	2-13	.154	3-4	.750	0	10	10	0.6	14	0	11	3	0	0	13	0.7	
15	HARRIS, Dennis	4-0	28	7.0	1-4	.250	0-0	.000	0-0	.000	1	4	5	1.3	5	0	0	2	2	2	2	0.5	
Team											71	45	116		1		7						
Total.....		29	5850		637-1579	.403	167-521	.321	396-598	.662	351	671	1022	35.2	564	15	336	417	102	177	1837	63.3	
Opponents.....		29	5850		666-1599	.417	163-480	.340	440-630	.698	363	689	1052	36.3	541	8	264	380	119	215	1935	66.7	

<b>TEAM STATISTICS</b>	<b>LSU</b>	<b>OPP</b>	<b>Date</b>	<b>Opponent</b>	<b>Score</b>	<b>Att.</b>		
SCORING	1837	1935	11/12/10	NORTHWESTERN STATE	w 87-78	7842		
Points per game	63.3	66.7	11/16/10	NICHOLLS STATE	L 53-62	6913		
Scoring margin	-3.4	-	11/18/10	TENNESSEE-MARTIN	w 79-56	6607		
FIELD GOALS-ATT	637-1579	666-1599	11/21/10	vs Memphis	L 61-70	7941		
Field goal pct	.403	.417	11/24/10	CENTENARY	w 78-36	6742		
3 POINT FG-ATT	167-521	163-480	11/28/10	at South Alabama	w 80-65	3653		
3-point FG pct	.321	.340	11/30/10	HOUSTON	w 73-57	6688		
3-pt FG made per game	5.8	5.6	12/11/10	CENTRAL MICHIGAN	w 59-55	6898		
FREE THROWS-ATT	396-598	440-630	12/13/10	COASTAL CAROLINA	Lot 69-78	6425		
Free throw pct	.662	.698	12/16/10	MCNEESE STATE	Wot 78-66	6445		
F-Throws made per game	13.7	15.2	12/18/10	vs Wichita State	L 69-70	2165		
REBOUNDS	1022	1052	12/22/10	NORTH TEXAS	L 55-75	7017		
Rebounds per game	35.2	36.3	12/27/10	SOUTHERN	w 62-41	6739		
Rebounding margin	-1.0	-	12/29/10	at Rice	L 68-74	3358		
ASSISTS	336	264	01/02/11	at Virginia	L 50-64	10049		
Assists per game	11.6	9.1	* 01/08/11	at Auburn	w 62-55	6873		
TURNOVERS	417	380	* 01/12/11	ARKANSAS	w 56-53	7023		
Turnovers per game	14.4	13.1	* 1/15/11	at Kentucky	L 44-82	24330		
Turnover margin	-1.3	-	* 01/22/11	OLE MISS	L 51-78	8060		
Assist/turnover ratio	0.8	0.7	* 01/26/11	at Tennessee	L 53-75	18991		
STEALS	177	215	* 01/29/11	at Alabama	L 46-70	15383		
Steals per game	6.1	7.4	* 02/02/11	SOUTH CAROLINA	L 56-64	7311		
BLOCKS	102	119	* 02/05/11	MISSISSIPPI STATE	L 57-58	7938		
Blocks per game	3.5	4.1	* 02/09/11	at Ole Miss	L 60-66	2112		
ATTENDANCE	121892	115091	* 02-12-11	at Arkansas	L 61-80	12933		
Home games-Avg/Game	17-7170	10-10498	* 02/17/11	ALABAMA	L 56-67	7830		
Neutral site-Avg/Game	-	2-5053	* 02/20/11	FLORIDA	L 61-68	7711		
Score by Periods	1st	2nd	OT	Totals	* 02-23-11	at Mississippi State	w 84-82	7303
LSU	896	918	23	1837	* 02/26/11	VANDERBILT	L 69-90	7703
Opponents	886	1029	20	1935				

\* - Conference game



**THE STAT CREW SYSTEM**  
**LSU Combined Team Statistics (as of Feb 26, 2011)**  
**Conference games**

<b>RECORD:</b>	<b>OVERALL</b>	<b>HOME</b>	<b>AWAY</b>	<b>NEUTRAL</b>
ALL GAMES	3-11	1-6	2-5	0-0
CONFERENCE	3-11	1-6	2-5	0-0
NON-CONFERENCE	0-0	0-0	0-0	0-0

##	Player	gp-gs	min	avg	Total		3-Point		F-Throw		Rebounds				pf	dq	a	to	blk	stl	pts	avg
					fg-fga	fg%	3fg-fga	3fg%	ft-fta	ft%	off	def	tot	avg								
22	TURNER, Ralston	9-9	269	29.9	37-96	.385	13-42	.310	17-25	.680	1	18	19	2.1	17	1	16	19	1	6	104	11.6
10	STRINGER, Andre	14-14	459	32.8	40-133	.301	21-92	.228	28-40	.700	8	22	30	2.1	23	0	41	36	0	16	129	9.2
21	DERENBECKER, Matt	14-13	400	28.6	45-114	.395	22-64	.344	10-13	.769	5	34	39	2.8	24	0	20	20	1	14	122	8.7
03	GREEN, Garrett	14-3	320	22.9	46-98	.469	3-14	.214	16-37	.432	37	45	82	5.9	39	1	8	18	5	5	111	7.9
05	WHITE, Malcolm	14-14	334	23.9	40-98	.408	0-0	.000	23-34	.676	22	49	71	5.1	47	2	8	29	16	6	103	7.4
24	WARREN, Storm	12-6	207	17.3	37-78	.474	0-1	.000	6-13	.462	23	30	53	4.4	24	1	1	14	16	12	80	6.7
45	DOTSON, Aaron	14-6	297	21.2	24-63	.381	8-27	.296	28-42	.667	13	28	41	2.9	29	0	13	30	0	8	84	6.0
13	LUDWIG, Eddie	14-5	230	16.4	18-40	.450	2-5	.400	20-28	.714	13	32	45	3.2	29	0	10	17	2	7	58	4.1
14	COURTNEY, Jalen	4-0	26	6.5	2-4	.500	1-1	1.000	0-0	.000	0	2	2	0.5	2	0	0	1	1	0	5	1.3
04	BASS, Chris	14-0	216	15.4	6-31	.194	0-4	.000	3-3	1.000	4	23	27	1.9	12	0	31	18	1	5	15	1.1
25	POPULIST, Daron	9-0	42	4.7	1-10	.100	0-8	.000	3-4	.750	0	5	5	0.6	4	0	5	0	0	0	5	0.6
Team																						
Total.....		14	2800		296-765	.387	70-258	.271	154-239	.644	161	307	468	33.4	251	5	153	203	43	79	816	58.3
Opponents.....		14	2800		345-782	.441	92-239	.385	206-285	.723	171	351	522	37.3	237	3	162	170	61	100	988	70.6

<b>TEAM STATISTICS</b>	<b>LSU</b>	<b>OPP</b>	<b>Date</b>	<b>Opponent</b>	<b>Score</b>	<b>Att.</b>
SCORING	816	988	* 01/08/11	at Auburn	w 62-55	6873
Points per game	58.3	70.6	* 01/12/11	ARKANSAS	w 56-53	7023
Scoring margin	-12.3	-	* 1/15/11	at Kentucky	L 44-82	24330
FIELD GOALS-ATT	296-765	345-782	* 01/22/11	OLE MISS	L 51-78	8060
Field goal pct	.387	.441	* 01/26/11	at Tennessee	L 53-75	18991
3 POINT FG-ATT	70-258	92-239	* 01/29/11	at Alabama	L 46-70	15383
3-point FG pct	.271	.385	* 02/02/11	SOUTH CAROLINA	L 56-64	7311
3-pt FG made per game	5.0	6.6	* 02/05/11	MISSISSIPPI STATE	L 57-58	7938
FREE THROWS-ATT	154-239	206-285	* 02/09/11	at Ole Miss	L 60-66	2112
Free throw pct	.644	.723	* 02-12-11	at Arkansas	L 61-80	12933
F-Throws made per game	11.0	14.7	* 02/17/11	ALABAMA	L 56-67	7830
REBOUNDS	468	522	* 02/20/11	FLORIDA	L 61-68	7711
Rebounds per game	33.4	37.3	* 02-23-11	at Mississippi State	w 84-82	7303
Rebounding margin	-3.9	-	* 02/26/11	VANDERBILT	L 69-90	7703
ASSISTS	153	162				
Assists per game	10.9	11.6				
TURNOVERS	203	170				
Turnovers per game	14.5	12.1				
Turnover margin	-2.4	-				
Assist/turnover ratio	0.8	1.0				
STEALS	79	100				
Steals per game	5.6	7.1				
BLOCKS	43	61				
Blocks per game	3.1	4.4				
ATTENDANCE	53576	87925				
Home games-Avg/Game	7-7654	7-12561				
Neutral site-Avg/Game	-	0-0				

<b>Score by Periods</b>	<b>1st</b>	<b>2nd</b>	<b>Totals</b>
LSU	421	395	816
Opponents	473	515	988

\* - Conference game

**THE STAT CREW SYSTEM**  
**LSU Category Leaders (as of Feb 26, 2011)**  
**All games**

<b>Points</b>	<b>G</b>	<b>Pts</b>	<b>Pts/G</b>	<b>Scoring Average</b>	<b>G</b>	<b>Pts</b>	<b>Avg/G</b>
STRINGER, Andre	29	337	11.6	TURNER, Ralston	24	309	12.9
TURNER, Ralston	24	309	12.9	STRINGER, Andre	29	337	11.6
WHITE, Malcolm	29	235	8.1	WHITE, Malcolm	29	235	8.1
DOTSON, Aaron	29	204	7.0	WARREN, Storm	26	185	7.1
GREEN, Garrett	29	194	6.7	DOTSON, Aaron	29	204	7.0
DERENBECKER, Matt	29	193	6.7	GREEN, Garrett	29	194	6.7
WARREN, Storm	26	185	7.1	DERENBECKER, Matt	29	193	6.7
LUDWIG, Eddie	29	103	3.6	LUDWIG, Eddie	29	103	3.6
BASS, Chris	29	46	1.6	BASS, Chris	29	46	1.6
COURTNEY, Jalen	15	16	1.1	COURTNEY, Jalen	15	16	1.1
POPULIST, Daron	18	13	0.7	POPULIST, Daron	18	13	0.7
HARRIS, Dennis	4	2	0.5	HARRIS, Dennis	4	2	0.5

<b>FG Percentage</b>	<b>FG</b>	<b>Att</b>	<b>Pct</b>	<b>Field Goal Attempts</b>	<b>G</b>	<b>Att</b>	<b>Att/G</b>
WARREN, Storm	85	176	.483	STRINGER, Andre	29	281	9.7
GREEN, Garrett	80	175	.457	TURNER, Ralston	24	266	11.1
WHITE, Malcolm	89	196	.454	WHITE, Malcolm	29	196	6.8
COURTNEY, Jalen	5	12	.417	DERENBECKER, Matt	29	180	6.2
LUDWIG, Eddie	28	68	.412	WARREN, Storm	26	176	6.8
DOTSON, Aaron	57	142	.401				
TURNER, Ralston	104	266	.391	<b>Field Goals Made</b>	<b>G</b>	<b>Made</b>	<b>Made/G</b>
DERENBECKER, Matt	70	180	.389	TURNER, Ralston	24	104	4.3
STRINGER, Andre	96	281	.342	STRINGER, Andre	29	96	3.3
BASS, Chris	18	60	.300	WHITE, Malcolm	29	89	3.1
HARRIS, Dennis	1	4	.250	WARREN, Storm	26	85	3.3
POPULIST, Daron	4	19	.211	GREEN, Garrett	29	80	2.8

<b>3-Point Percentage</b>	<b>3FG</b>	<b>Att</b>	<b>Pct</b>	<b>3-Point FG Attempts</b>	<b>G</b>	<b>Att</b>	<b>Att/G</b>
COURTNEY, Jalen	2	4	.500	STRINGER, Andre	29	178	6.1
DOTSON, Aaron	20	51	.392	TURNER, Ralston	24	140	5.8
DERENBECKER, Matt	34	101	.337	DERENBECKER, Matt	29	101	3.5
TURNER, Ralston	47	140	.336	DOTSON, Aaron	29	51	1.8
STRINGER, Andre	54	178	.303	GREEN, Garrett	29	19	0.7
LUDWIG, Eddie	2	7	.286				
GREEN, Garrett	5	19	.263	<b>3-Point FG Made</b>	<b>G</b>	<b>Made</b>	<b>Made/G</b>
POPULIST, Daron	2	13	.154	STRINGER, Andre	29	54	1.9
BASS, Chris	1	7	.143	TURNER, Ralston	24	47	2.0
WARREN, Storm	0	1	.000	DERENBECKER, Matt	29	34	1.2
				DOTSON, Aaron	29	20	0.7
				GREEN, Garrett	29	5	0.2

<b>Free Throw Percent</b>	<b>FG</b>	<b>Att</b>	<b>Pct</b>	<b>Free Throw Attempts</b>	<b>G</b>	<b>Att</b>	<b>Att/G</b>
LUDWIG, Eddie	45	59	.763	STRINGER, Andre	29	120	4.1
STRINGER, Andre	91	120	.758	DOTSON, Aaron	29	97	3.3
POPULIST, Daron	3	4	.750	WHITE, Malcolm	29	92	3.2
DERENBECKER, Matt	19	26	.731	TURNER, Ralston	24	79	3.3
DOTSON, Aaron	70	97	.722	GREEN, Garrett	29	67	2.3
TURNER, Ralston	54	79	.684				
COURTNEY, Jalen	4	6	.667	<b>Free Throws Made</b>	<b>G</b>	<b>Made</b>	<b>Made/G</b>
WHITE, Malcolm	57	92	.620	STRINGER, Andre	29	91	3.1
WARREN, Storm	15	30	.500	DOTSON, Aaron	29	70	2.4
BASS, Chris	9	18	.500	WHITE, Malcolm	29	57	2.0
GREEN, Garrett	29	67	.433	TURNER, Ralston	24	54	2.3
				LUDWIG, Eddie	29	45	1.6

**THE STAT CREW SYSTEM**  
**LSU Category Leaders (as of Feb 26, 2011)**  
**All games**

<u>Rebounds</u>	<u>G</u>	<u>Reb</u>	<u>Reb/G</u>
GREEN, Garrett	29	158	5.4
WHITE, Malcolm	29	154	5.3
WARREN, Storm	26	148	5.7
LUDWIG, Eddie	29	90	3.1
DOTSON, Aaron	29	83	2.9

<u>Assists</u>	<u>G</u>	<u>No.</u>	<u>Ast/G</u>
STRINGER, Andre	29	82	2.8
BASS, Chris	29	72	2.5
DOTSON, Aaron	29	45	1.6
TURNER, Ralston	24	39	1.6
DERENBECKER, Matt	29	35	1.2

<u>Rebound Average</u>	<u>G</u>	<u>Reb</u>	<u>Avg/G</u>
WARREN, Storm	26	148	5.7
GREEN, Garrett	29	158	5.4
WHITE, Malcolm	29	154	5.3
LUDWIG, Eddie	29	90	3.1
DOTSON, Aaron	29	83	2.9

<u>Steals</u>	<u>G</u>	<u>No.</u>	<u>Stl/G</u>
STRINGER, Andre	29	33	1.1
WARREN, Storm	26	32	1.2
DERENBECKER, Matt	29	19	0.7
LUDWIG, Eddie	29	18	0.6
BASS, Chris	29	17	0.6

<u>Offensive Rebounds</u>	<u>G</u>	<u>No.</u>	<u>Avg/G</u>
GREEN, Garrett	29	62	2.1
WARREN, Storm	26	59	2.3
WHITE, Malcolm	29	58	2.0
LUDWIG, Eddie	29	30	1.0
DOTSON, Aaron	29	26	0.9

<u>Blocked Shots</u>	<u>G</u>	<u>No.</u>	<u>Blk/G</u>
WHITE, Malcolm	29	35	1.2
WARREN, Storm	26	31	1.2
GREEN, Garrett	29	12	0.4
DOTSON, Aaron	29	7	0.2
TURNER, Ralston	24	4	0.2
STRINGER, Andre	29	4	0.1

<u>Defensive Rebounds</u>	<u>G</u>	<u>No.</u>	<u>Avg/G</u>
GREEN, Garrett	29	96	3.3
WHITE, Malcolm	29	96	3.3
WARREN, Storm	26	89	3.4
LUDWIG, Eddie	29	60	2.1
DOTSON, Aaron	29	57	2.0

<u>Minutes</u>	<u>G</u>	<u>No.</u>	<u>Min/G</u>
STRINGER, Andre	29	889	30.7
TURNER, Ralston	24	731	30.5
DOTSON, Aaron	29	708	24.4
WHITE, Malcolm	29	706	24.3
DERENBECKER, Matt	29	635	21.9

<u>Fouls</u>	<u>G</u>	<u>No.</u>	<u>Per/G</u>
WHITE, Malcolm	29	89	3.1
DOTSON, Aaron	29	74	2.6
GREEN, Garrett	29	72	2.5
WARREN, Storm	26	64	2.5
STRINGER, Andre	29	58	2.0

<u>Turnovers</u>	<u>G</u>	<u>No.</u>	<u>TO/G</u>
STRINGER, Andre	29	74	2.6
DOTSON, Aaron	29	55	1.9
TURNER, Ralston	24	53	2.2
WHITE, Malcolm	29	51	1.8
BASS, Chris	29	41	1.4

<u>Foulouts</u>	<u>G</u>	<u>No.</u>
WHITE, Malcolm	29	4
LUDWIG, Eddie	29	2
GREEN, Garrett	29	2
WARREN, Storm	26	2
DOTSON, Aaron	29	2
TURNER, Ralston	24	2

**THE STAT CREW SYSTEM**  
**LSU Team Game-by-Game (as of Feb 26, 2011)**  
**All games**

**TEAM STATISTICS**

Opponent	Date	Score		Total		3-Pointers		Free throws		Rebounds				pf	a	t/o	blk	stl	pts	avg
				fg-fga	pct	3fg-fga	pct	ft-fta	pct	off	def	tot	avg							
NORTHWESTERN STATE	11/12/10	87-78	W	24-40	.600	7-15	.467	32-46	.696	9	24	33	33.0	30	13	25	4	13	87	87.0
NICHOLLS STATE	11/16/10	53-62	L	16-43	.372	6-18	.333	15-21	.714	7	30	37	35.0	22	8	18	4	3	53	70.0
TENNESSEE-MARTIN	11/18/10	79-56	W	27-62	.435	3-15	.200	22-29	.759	22	30	52	40.7	20	11	15	5	7	79	73.0
vs Memphis	11/21/10	61-70	L	18-52	.346	5-15	.333	20-29	.690	9	26	35	39.2	27	13	13	4	7	61	70.0
CENTENARY	11/24/10	78-36	W	29-61	.475	10-24	.417	10-17	.588	17	26	43	40.0	12	17	9	4	7	78	71.6
at South Alabama	11/28/10	80-65	W	25-47	.532	12-17	.706	18-28	.643	9	29	38	39.7	24	14	14	3	5	80	73.0
HOUSTON	11/30/10	73-57	W	26-52	.500	5-14	.357	16-21	.762	14	21	35	39.0	16	14	17	5	10	73	73.0
CENTRAL MICHIGAN	12/11/10	59-55	W	20-42	.476	3-7	.429	16-22	.727	7	23	30	37.9	17	12	17	4	8	59	71.2
COASTAL CAROLINA	12/13/10	69-78	Lot	26-64	.406	7-22	.318	10-17	.588	14	21	35	37.6	23	13	16	4	5	69	71.0
MCNEESE STATE	12/16/10	78-66	Wot	25-57	.439	6-20	.300	22-31	.710	14	26	40	37.8	16	16	13	7	3	78	71.7
vs Wichita State	12/18/10	69-70	L	19-56	.339	8-21	.381	23-31	.742	14	22	36	37.6	22	6	11	2	6	69	71.5
NORTH TEXAS	12/22/10	55-75	L	23-63	.365	3-13	.231	6-12	.500	14	18	32	37.2	19	9	12	4	4	55	70.1
SOUTHERN	12/27/10	62-41	W	23-62	.371	7-21	.333	9-14	.643	13	32	45	37.8	13	16	11	6	8	62	69.5
at Rice	12/29/10	68-74	L	22-62	.355	12-28	.429	12-24	.500	15	16	31	37.3	37	14	11	0	9	68	69.4
at Virginia	01/02/11	50-64	L	18-51	.353	3-13	.231	11-17	.647	12	20	32	36.9	15	7	12	3	3	50	68.1
at Auburn	01/08/11	62-55	W	24-56	.429	5-19	.263	9-16	.563	16	25	41	37.2	13	14	18	4	9	62	67.7
ARKANSAS	01/12/11	56-53	W	19-48	.396	1-13	.077	17-31	.548	12	34	46	37.7	14	14	14	3	6	56	67.0
at Kentucky	1/15/11	44-82	L	17-65	.262	3-24	.125	7-12	.583	17	25	42	37.9	17	8	15	5	3	44	65.7
OLE MISS	01/22/11	51-78	L	15-46	.326	6-17	.353	15-19	.789	7	12	19	36.9	17	10	16	3	7	51	64.9
at Tennessee	01/26/11	53-75	L	18-53	.340	5-23	.217	12-17	.706	12	19	31	36.7	11	10	12	2	2	53	64.3
at Alabama	01/29/11	46-70	L	17-45	.378	4-15	.267	8-15	.533	8	16	24	36.0	20	7	18	6	3	46	63.5
SOUTH CAROLINA	02/02/11	56-64	L	18-51	.353	5-18	.278	15-22	.682	14	19	33	35.9	18	5	14	1	5	56	63.1
MISSISSIPPI STATE	02/05/11	57-58	L	22-59	.373	6-24	.250	7-9	.778	8	31	39	36.0	19	9	13	5	7	57	62.9
at Ole Miss	02/09/11	60-66	L	23-51	.451	8-21	.381	6-12	.500	4	26	30	35.8	22	14	16	5	5	60	62.8
at Arkansas	02-12-11	61-80	L	22-51	.431	3-11	.273	14-18	.778	9	20	29	35.5	20	11	17	3	4	61	62.7
ALABAMA	02/17/11	56-67	L	20-47	.426	3-10	.300	13-23	.565	12	23	35	35.5	19	11	17	2	6	56	62.4
FLORIDA	02/20/11	61-68	L	25-59	.424	7-18	.389	4-7	.571	11	18	29	35.3	20	13	12	1	6	61	62.4
at Mississippi State	02-23-11	84-82	W	28-67	.418	9-23	.391	19-24	.792	14	18	32	35.1	22	12	10	2	11	84	63.1
VANDERBILT	02/26/11	69-90	L	28-67	.418	5-22	.227	8-14	.571	17	21	38	35.2	19	15	11	1	5	69	63.3
LSU		1837		637-1579	.403	167-521	.321	396-598	.662	351	671	1022	35.2	564	336	417	102	177	1837	63.3
Opponents		1935		666-1599	.417	163-480	.340	440-630	.698	363	689	1052	36.3	541	264	380	119	215	1935	66.7

Games played: 29  
Points/game: 63.3  
FG Pct: 40.3  
3FG Pct: 32.1  
FT Pct: 66.2

Rebounds/game: 35.2  
Assists/game: 11.6  
Turnovers/game: 14.4  
Assist/turnover ratio: 0.8  
Steals/game: 6.1  
Blocks/game: 3.5

THE STAT CREW SYSTEM  
LSU Opponent Game-by-Game (as of Feb 26, 2011)  
All games

OPPONENT STATISTICS

Opponent	Date	Score		Total		3-Pointers		Free throws		Rebounds				pf	a	t/o	blk	stl	pts	avg
				fg-fga	pct	3fg-fga	pct	ft-fta	pct	off	def	tot	avg							
NORTHWESTERN STATE	11/12/10	87-78	W	29-70	.414	7-26	.269	13-27	.481	24	12	36	36.0	32	8	17	3	14	78	78.0
NICHOLLS STATE	11/16/10	53-62	L	19-53	.358	6-19	.316	18-27	.667	10	23	33	34.5	19	7	8	2	12	62	70.0
TENNESSEE-MARTIN	11/18/10	79-56	W	19-60	.317	4-18	.222	14-22	.636	16	16	32	33.7	23	4	14	2	8	56	65.3
vs Memphis	11/21/10	61-70	L	23-49	.469	7-19	.368	17-28	.607	6	27	33	33.5	27	9	16	5	7	70	66.5
CENTENARY	11/24/10	78-36	W	13-46	.283	4-15	.267	6-10	.600	7	19	26	32.0	16	7	15	4	5	36	60.4
at South Alabama	11/28/10	80-65	W	18-54	.333	6-16	.375	23-31	.742	12	17	29	31.5	24	10	9	7	4	65	61.2
HOUSTON	11/30/10	73-57	W	23-58	.397	6-16	.375	5-12	.417	18	14	32	31.6	20	6	19	3	6	57	60.6
CENTRAL MICHIGAN	12/11/10	59-55	W	17-48	.354	3-10	.300	18-23	.783	11	18	29	31.3	18	2	16	2	9	55	59.9
COASTAL CAROLINA	12/13/10	69-78	Lot	27-60	.450	5-14	.357	19-26	.731	16	29	45	32.8	18	7	16	5	8	78	61.9
MCNEESE STATE	12/16/10	78-66	Wot	25-65	.385	6-23	.261	10-15	.667	16	23	39	33.4	20	9	12	6	11	66	62.3
vs Wichita State	12/18/10	69-70	L	21-52	.404	5-17	.294	23-30	.767	15	26	41	34.1	24	4	15	3	4	70	63.0
NORTH TEXAS	12/22/10	55-75	L	29-56	.518	3-9	.333	14-15	.933	10	31	41	34.7	14	7	13	3	8	75	64.0
SOUTHERN	12/27/10	62-41	W	17-56	.304	1-10	.100	6-11	.545	10	29	39	35.0	14	2	15	4	8	41	62.2
at Rice	12/29/10	68-74	L	20-38	.526	2-10	.200	32-47	.681	8	31	39	35.3	20	10	14	3	5	74	63.1
at Virginia	01/02/11	50-64	L	21-52	.404	6-19	.316	16-21	.762	13	23	36	35.3	15	10	11	6	6	64	63.1
at Auburn	01/08/11	62-55	W	19-61	.311	8-24	.333	9-15	.600	17	18	35	35.3	20	13	14	4	10	55	62.6
ARKANSAS	01/12/11	56-53	W	19-57	.333	2-20	.100	13-16	.813	6	26	32	35.1	25	9	10	3	7	53	62.1
at Kentucky	1/15/11	44-82	L	29-70	.414	10-20	.500	14-18	.778	16	34	50	35.9	13	13	7	6	10	82	63.2
OLE MISS	01/22/11	51-78	L	28-45	.622	10-17	.588	12-16	.750	7	26	33	35.8	20	16	18	8	6	78	63.9
at Tennessee	01/26/11	53-75	L	29-62	.468	10-26	.385	7-10	.700	14	25	39	36.0	14	20	7	7	9	75	64.5
at Alabama	01/29/11	46-70	L	25-60	.417	2-12	.167	18-22	.818	20	23	43	36.3	18	12	12	5	9	70	64.8
SOUTH CAROLINA	02/02/11	56-64	L	22-50	.440	6-16	.375	14-17	.824	11	23	34	36.2	21	7	13	6	4	64	64.7
MISSISSIPPI STATE	02/05/11	57-58	L	20-53	.377	7-18	.389	11-17	.647	8	30	38	36.3	13	10	13	3	5	58	64.4
at Ole Miss	02/09/11	60-66	L	21-54	.389	5-16	.313	19-30	.633	13	26	39	36.4	12	9	12	1	6	66	64.5
at Arkansas	02-12-11	61-80	L	24-50	.480	7-12	.583	25-29	.862	8	22	30	36.1	18	12	13	2	6	80	65.1
ALABAMA	02/17/11	56-67	L	25-58	.431	2-6	.333	15-19	.789	13	20	33	36.0	17	5	10	1	9	67	65.2
FLORIDA	02/20/11	61-68	L	25-55	.455	4-13	.308	14-20	.700	17	24	41	36.2	13	7	13	2	9	68	65.3
at Mississippi State	02-23-11	84-82	W	28-50	.560	9-17	.529	17-28	.607	9	29	38	36.2	19	17	18	7	3	82	65.9
VANDERBILT	02/26/11	69-90	L	31-57	.544	10-22	.455	18-28	.643	12	25	37	36.3	14	12	10	6	7	90	66.7
Opponents		1935		666-1599	.417	163-480	.340	440-630	.698	363	689	1052	36.3	541	264	380	119	215	1935	66.7
LSU		1837		637-1579	.403	167-521	.321	396-598	.662	351	671	1022	35.2	564	336	417	102	177	1837	63.3

Games played: 29  
Points/game: 66.7  
FG Pct: 41.7  
3FG Pct: 34.0  
FT Pct: 69.8

Rebounds/game: 36.3  
Assists/game: 9.1  
Turnovers/game: 13.1  
Assist/turnover ratio: 0.7  
Steals/game: 7.4  
Blocks/game: 4.1

**THE STAT CREW SYSTEM**  
**LSU Points-Rebounds-Assists (as of Feb 26, 2011)**  
**All games**

Opponent	Date	Score	03		04		05		10		13		14		21	
			GREEN,GARR	BASS,CHRIS	WHITE,MALC	STRINGER,A	LUDWIG,EDD	COURTNEY,J	DERENBECKE							
NORTHWESTERN STATE	11/12/10	87-78	w	2-6-0	4-2-2	12-4-0	21-3-5	4-3-0	2-0-0	0-0-0						
NICHOLLS STATE	11/16/10	53-62	L	0-4-1	0-2-0	2-2-0	14-2-3	4-2-0	DNP	14-6-0						
TENNESSEE-MARTIN	11/18/10	79-56	w	3-3-0	4-3-5	12-15-2	15-2-1	5-1-0	1-1-0	2-2-0						
vs Memphis	11/21/10	61-70	L	8-4-0	0-2-4	5-4-0	13-2-2	8-8-1	2-0-0	0-1-1						
CENTENARY	11/24/10	78-36	w	8-9-0	3-5-1	14-7-0	16-0-4	6-5-4	2-3-0	6-0-1						
at South Alabama	11/28/10	80-65	w	0-5-0	1-2-0	4-4-0	21-4-3	4-4-4	0-0-0	9-4-2						
HOUSTON	11/30/10	73-57	w	4-5-0	2-1-4	9-2-0	13-3-3	5-3-0	DNP	5-0-0						
CENTRAL MICHIGAN	12/11/10	59-55	w	2-3-0	6-4-4	12-4-0	8-1-0	3-2-0	DNP	0-0-1						
COASTAL CAROLINA	12/13/10	69-78	L	9-4-0	4-0-1	5-3-0	16-2-5	0-1-0	0-0-0	3-1-3						
MCNEESE STATE	12/16/10	78-66	w	3-3-1	0-3-2	13-9-0	15-6-5	0-0-0	DNP	0-1-1						
vs Wichita State	12/18/10	69-70	L	15-13-0	2-0-2	3-1-0	18-2-1	2-3-0	0-0-0	4-1-1						
NORTH TEXAS	12/22/10	55-75	L	10-5-1	0-2-4	12-7-0	7-1-0	1-1-0	3-1-0	3-0-2						
SOUTHERN	12/27/10	62-41	w	3-4-0	0-2-2	16-11-0	6-5-4	2-4-0	1-1-0	8-2-3						
at Rice	12/29/10	68-74	L	4-3-0	3-1-8	2-4-1	19-0-4	0-4-0	0-0-0	17-3-0						
at Virginia	01/02/11	50-64	L	12-5-0	2-3-2	11-6-1	6-2-1	1-4-1	0-0-0	0-0-0						
at Auburn	01/08/11	62-55	w	18-5-1	3-3-4	7-5-1	9-2-3	6-4-2	DNP	15-8-3						
ARKANSAS	01/12/11	56-53	w	10-10-1	2-2-2	13-7-1	11-4-7	3-1-0	DNP	12-6-2						
at Kentucky	1/15/11	44-82	L	13-9-0	0-5-4	0-3-0	6-4-1	7-4-0	0-2-0	4-2-3						
OLE MISS	01/22/11	51-78	L	5-1-0	0-1-2	6-4-0	11-1-2	1-0-2	3-0-0	14-5-1						
at Tennessee	01/26/11	53-75	L	6-3-0	0-4-2	9-10-0	6-2-3	12-4-0	2-0-0	13-2-2						
at Alabama	01/29/11	46-70	L	6-5-1	0-0-2	6-0-0	13-1-2	4-7-2	0-0-0	10-2-0						
SOUTH CAROLINA	02/02/11	56-64	L	12-9-0	0-2-0	10-4-0	19-4-2	2-6-0	DNP	3-2-1						
MISSISSIPPI STATE	02/05/11	57-58	L	8-8-1	4-2-1	6-9-0	15-3-4	5-2-2	DNP	0-1-0						
at Ole Miss	02/09/11	60-66	L	0-3-1	0-0-2	8-11-0	2-3-5	4-4-1	DNP	19-2-1						
at Arkansas	02-12-11	61-80	L	4-3-0	0-1-2	11-3-1	4-0-4	9-5-0	DNP	13-1-0						
ALABAMA	02/17/11	56-67	L	10-7-2	2-3-2	14-4-0	4-2-2	0-1-1	DNP	3-3-2						
FLORIDA	02/20/11	61-68	L	1-4-0	0-1-0	6-6-2	9-2-2	2-2-0	DNP	8-2-2						
at Mississippi State	02-23-11	84-82	w	12-8-0	4-1-2	6-4-1	10-0-2	2-3-0	DNP	8-3-2						
VANDERBILT	02/26/11	69-90	L	6-7-1	0-2-6	1-1-2	10-2-2	1-2-0	DNP	0-0-1						

Opponent	Date	Score	22		24		25		45	
			TURNER,RAL	WARREN,STO	POPULIST,D	DOTSON,AAR				
NORTHWESTERN STATE	11/12/10	87-78	w	21-5-2	4-4-2	0-0-2	17-3-0			
NICHOLLS STATE	11/16/10	53-62	L	6-2-2	8-14-1	0-0-0	5-2-1			
TENNESSEE-MARTIN	11/18/10	79-56	w	10-1-0	12-11-0	2-2-1	13-6-2			
vs Memphis	11/21/10	61-70	L	11-2-1	2-3-0	DNP	12-4-4			
CENTENARY	11/24/10	78-36	w	8-3-1	1-6-1	6-2-1	8-1-4			
at South Alabama	11/28/10	80-65	w	17-1-0	9-3-0	0-1-1	15-3-4			
HOUSTON	11/30/10	73-57	w	15-3-5	12-11-0	DNP	8-3-2			
CENTRAL MICHIGAN	12/11/10	59-55	w	9-7-4	8-4-0	0-0-1	9-0-2			
COASTAL CAROLINA	12/13/10	69-78	L	15-6-1	8-5-0	DNP	9-5-3			
MCNEESE STATE	12/16/10	78-66	w	23-2-3	17-6-1	DNP	7-3-3			
vs Wichita State	12/18/10	69-70	L	21-2-0	2-4-0	DNP	2-2-2			
NORTH TEXAS	12/22/10	55-75	L	9-4-1	10-9-0	DNP	0-1-1			
SOUTHERN	12/27/10	62-41	w	15-2-1	5-6-3	0-0-0	6-4-3			
at Rice	12/29/10	68-74	L	14-2-1	7-9-0	0-0-0	2-1-0			
at Virginia	01/02/11	50-64	L	11-5-1	DNP	0-0-0	7-4-1			
at Auburn	01/08/11	62-55	w	DNP	2-6-0	DNP	2-4-0			
ARKANSAS	01/12/11	56-53	w	DNP	2-5-0	DNP	3-8-1			
at Kentucky	1/15/11	44-82	L	DNP	4-1-0	DNP	10-4-0			
OLE MISS	01/22/11	51-78	L	DNP	6-3-0	0-0-0	5-2-3			
at Tennessee	01/26/11	53-75	L	DNP	DNP	0-1-0	5-3-3			
at Alabama	01/29/11	46-70	L	4-2-0	DNP	0-0-0	3-4-0			
SOUTH CAROLINA	02/02/11	56-64	L	2-0-0	0-1-0	DNP	8-3-2			
MISSISSIPPI STATE	02/05/11	57-58	L	7-1-1	2-7-0	0-0-0	10-4-0			
at Ole Miss	02/09/11	60-66	L	16-3-3	10-1-0	1-1-0	0-0-1			
at Arkansas	02-12-11	61-80	L	10-4-3	6-5-0	2-1-1	2-1-0			
ALABAMA	02/17/11	56-67	L	17-2-1	2-8-0	DNP	4-1-1			
FLORIDA	02/20/11	61-68	L	18-1-4	8-3-0	2-2-3	7-2-0			
at Mississippi State	02-23-11	84-82	w	12-3-3	14-5-0	0-0-1	16-1-1			
VANDERBILT	02/26/11	69-90	L	18-3-1	24-8-1	0-0-0	9-4-1			



THE STAT CREW SYSTEM  
 LSU Team High/Low Analysis (as of Feb 26, 2011)  
 All games

LSU - TEAM GAME HIGHS

POINTS	87		NORTHWESTERN STATE (11/12/10)
	84		at Mississippi State (02-23-11)
	80		at South Alabama (11/28/10)
	79		TENNESSEE-MARTIN (11/18/10)
	78		MCNEESE STATE (12/16/10)
	78		CENTENARY (11/24/10)
FIELD GOALS MADE	29		CENTENARY (11/24/10)
	28		VANDERBILT (02/26/11)
	28		at Mississippi State (02-23-11)
FIELD GOAL ATTEMPTS	67		VANDERBILT (02/26/11)
	67		at Mississippi State (02-23-11)
	65		at Kentucky (1/15/11)
FIELD GOAL PERCENTAGE	.600	(24-40)	NORTHWESTERN STATE (11/12/10)
	.532	(25-47)	at South Alabama (11/28/10)
	.500	(26-52)	HOUSTON (11/30/10)
3 PT FIELD GOALS MADE	12		at Rice (12/29/10)
	12		at South Alabama (11/28/10)
	10		CENTENARY (11/24/10)
3 PT FG ATTEMPTS	28		at Rice (12/29/10)
	24		MISSISSIPPI STATE (02/05/11)
	24		at Kentucky (1/15/11)
	24		CENTENARY (11/24/10)
3 PT FG PERCENTAGE	.706	(12-17)	at South Alabama (11/28/10)
	.467	(7-15)	NORTHWESTERN STATE (11/12/10)
	.429	(12-28)	at Rice (12/29/10)
	.429	(3-7)	CENTRAL MICHIGAN (12/11/10)
FREE THROWS MADE	32		NORTHWESTERN STATE (11/12/10)
	23		vs Wichita State (12/18/10)
	22		MCNEESE STATE (12/16/10)
	22		TENNESSEE-MARTIN (11/18/10)
FREE THROW ATTEMPTS	46		NORTHWESTERN STATE (11/12/10)
	31		ARKANSAS (01/12/11)
	31		vs Wichita State (12/18/10)
	31		MCNEESE STATE (12/16/10)
FREE THROW PERCENTAGE	.792	(19-24)	at Mississippi State (02-23-11)
	.789	(15-19)	OLE MISS (01/22/11)
	.778	(14-18)	at Arkansas (02-12-11)
	.778	(7-9)	MISSISSIPPI STATE (02/05/11)
REBOUNDS	52		TENNESSEE-MARTIN (11/18/10)
	46		ARKANSAS (01/12/11)
	45		SOUTHERN (12/27/10)
ASSISTS	17		CENTENARY (11/24/10)
	16		SOUTHERN (12/27/10)
	16		MCNEESE STATE (12/16/10)
STEALS	13		NORTHWESTERN STATE (11/12/10)
	11		at Mississippi State (02-23-11)
	10		HOUSTON (11/30/10)
BLOCKED SHOTS	7		MCNEESE STATE (12/16/10)
	6		at Alabama (01/29/11)
	6		SOUTHERN (12/27/10)
TURNOVERS	25		NORTHWESTERN STATE (11/12/10)
	18		at Alabama (01/29/11)
	18		at Auburn (01/08/11)
	18		NICHOLLS STATE (11/16/10)
FOULS	37		at Rice (12/29/10)
	30		NORTHWESTERN STATE (11/12/10)
	27		vs Memphis (11/21/10)

THE STAT CREW SYSTEM  
 LSU High/Low Analysis (as of Feb 26, 2011)  
 All games

Opponent - GAME HIGHS

POINTS	90		VANDERBILT (02/26/11)
	82		at Mississippi State (02-23-11)
	82		at Kentucky (1/15/11)
	80		at Arkansas (02-12-11)
	78		OLE MISS (01/22/11)
FIELD GOALS MADE	78		COASTAL CAROLINA (12/13/10)
	78		NORTHWESTERN STATE (11/12/10)
	31		VANDERBILT (02/26/11)
	29		at Tennessee (01/26/11)
	29		at Kentucky (1/15/11)
FIELD GOAL ATTEMPTS	29		NORTH TEXAS (12/22/10)
	29		NORTHWESTERN STATE (11/12/10)
	70		at Kentucky (1/15/11)
	70		NORTHWESTERN STATE (11/12/10)
	65		MCNEESE STATE (12/16/10)
FIELD GOAL PERCENTAGE	.622	(28-45)	OLE MISS (01/22/11)
	.560	(28-50)	at Mississippi State (02-23-11)
	.544	(31-57)	VANDERBILT (02/26/11)
3 PT FIELD GOALS MADE	10		VANDERBILT (02/26/11)
	10		at Tennessee (01/26/11)
	10		OLE MISS (01/22/11)
	10		at Kentucky (1/15/11)
3 PT FG ATTEMPTS	26		at Tennessee (01/26/11)
	26		NORTHWESTERN STATE (11/12/10)
	24		at Auburn (01/08/11)
3 PT FG PERCENTAGE	.588	(10-17)	OLE MISS (01/22/11)
	.583	(7-12)	at Arkansas (02-12-11)
	.529	(9-17)	at Mississippi State (02-23-11)
FREE THROWS MADE	32		at Rice (12/29/10)
	25		at Arkansas (02-12-11)
	23		vs Wichita State (12/18/10)
	23		at South Alabama (11/28/10)
FREE THROW ATTEMPTS	47		at Rice (12/29/10)
	31		at South Alabama (11/28/10)
	30		at Ole Miss (02/09/11)
	30		vs Wichita State (12/18/10)
FREE THROW PERCENTAGE	.933	(14-15)	NORTH TEXAS (12/22/10)
	.862	(25-29)	at Arkansas (02-12-11)
	.824	(14-17)	SOUTH CAROLINA (02/02/11)
REBOUNDS	50		at Kentucky (1/15/11)
	45		COASTAL CAROLINA (12/13/10)
	43		at Alabama (01/29/11)
ASSISTS	20		at Tennessee (01/26/11)
	17		at Mississippi State (02-23-11)
	16		OLE MISS (01/22/11)
STEALS	14		NORTHWESTERN STATE (11/12/10)
	12		NICHOLLS STATE (11/16/10)
	11		MCNEESE STATE (12/16/10)
BLOCKED SHOTS	8		OLE MISS (01/22/11)
	7		at Mississippi State (02-23-11)
	7		at Tennessee (01/26/11)
	7		at South Alabama (11/28/10)
TURNOVERS	19		HOUSTON (11/30/10)
	18		at Mississippi State (02-23-11)
	18		OLE MISS (01/22/11)
FOULS	32		NORTHWESTERN STATE (11/12/10)

THE STAT CREW SYSTEM  
 LSU High/Low Analysis (as of Feb 26, 2011)  
 All games

LSU - GAME LOWS

POINTS	44		at Kentucky (1/15/11)
	46		at Alabama (01/29/11)
	50		at Virginia (01/02/11)
	51		OLE MISS (01/22/11)
	53		NICHOLLS STATE (11/16/10)
	53		at Tennessee (01/26/11)
FIELD GOALS MADE	15		OLE MISS (01/22/11)
	16		NICHOLLS STATE (11/16/10)
	17		at Kentucky (1/15/11)
	17		at Alabama (01/29/11)
FIELD GOAL ATTEMPTS	40		NORTHWESTERN STATE (11/12/10)
	42		CENTRAL MICHIGAN (12/11/10)
	43		NICHOLLS STATE (11/16/10)
FIELD GOAL PERCENTAGE	.262	(17-65)	at Kentucky (1/15/11)
	.326	(15-46)	OLE MISS (01/22/11)
	.339	(19-56)	vs Wichita State (12/18/10)
3 PT FIELD GOALS MADE	1		ARKANSAS (01/12/11)
	3		TENNESSEE-MARTIN (11/18/10)
	3		CENTRAL MICHIGAN (12/11/10)
	3		NORTH TEXAS (12/22/10)
	3		at Virginia (01/02/11)
	3		at Kentucky (1/15/11)
	3		at Arkansas (02-12-11)
	3		ALABAMA (02/17/11)
	3		at Arkansas (02-12-11)
3 PT FG ATTEMPTS	7		CENTRAL MICHIGAN (12/11/10)
	10		ALABAMA (02/17/11)
	11		at Arkansas (02-12-11)
3 PT FG PERCENTAGE	.077	(1-13)	ARKANSAS (01/12/11)
	.125	(3-24)	at Kentucky (1/15/11)
	.200	(3-15)	TENNESSEE-MARTIN (11/18/10)
FREE THROWS MADE	4		FLORIDA (02/20/11)
	6		NORTH TEXAS (12/22/10)
	6		at Ole Miss (02/09/11)
FREE THROW ATTEMPTS	7		FLORIDA (02/20/11)
	9		MISSISSIPPI STATE (02/05/11)
	12		NORTH TEXAS (12/22/10)
	12		at Kentucky (1/15/11)
	12		at Ole Miss (02/09/11)
FREE THROW PERCENTAGE	.500	(6-12)	NORTH TEXAS (12/22/10)
	.500	(6-12)	at Ole Miss (02/09/11)
	.500	(12-24)	at Rice (12/29/10)
REBOUNDS	19		OLE MISS (01/22/11)
	24		at Alabama (01/29/11)
	29		at Arkansas (02-12-11)
	29		FLORIDA (02/20/11)
ASSISTS	5		SOUTH CAROLINA (02/02/11)
	6		vs Wichita State (12/18/10)
	7		at Virginia (01/02/11)
	7		at Alabama (01/29/11)
STEALS	2		at Tennessee (01/26/11)
	3		NICHOLLS STATE (11/16/10)
	3		MCNEESE STATE (12/16/10)
	3		at Virginia (01/02/11)
	3		at Kentucky (1/15/11)
BLOCKED SHOTS	3		at Alabama (01/29/11)
	0		at Rice (12/29/10)

THE STAT CREW SYSTEM  
 LSU High/Low Analysis (as of Feb 26, 2011)  
 All games

Opponent - GAME LOWS

POINTS	36		CENTENARY (11/24/10)
	41		SOUTHERN (12/27/10)
	53		ARKANSAS (01/12/11)
	55		CENTRAL MICHIGAN (12/11/10)
FIELD GOALS MADE	55		at Auburn (01/08/11)
	13		CENTENARY (11/24/10)
	17		CENTRAL MICHIGAN (12/11/10)
	17		SOUTHERN (12/27/10)
FIELD GOAL ATTEMPTS	38		at Rice (12/29/10)
	45		OLE MISS (01/22/11)
FIELD GOAL PERCENTAGE	46		CENTENARY (11/24/10)
	.283	(13-46)	CENTENARY (11/24/10)
	.304	(17-56)	SOUTHERN (12/27/10)
	.311	(19-61)	at Auburn (01/08/11)
3 PT FIELD GOALS MADE	1		SOUTHERN (12/27/10)
	2		at Rice (12/29/10)
	2		ARKANSAS (01/12/11)
	2		at Alabama (01/29/11)
3 PT FG ATTEMPTS	2		ALABAMA (02/17/11)
	6		ALABAMA (02/17/11)
	9		NORTH TEXAS (12/22/10)
	10		CENTRAL MICHIGAN (12/11/10)
3 PT FG PERCENTAGE	10		SOUTHERN (12/27/10)
	10		at Rice (12/29/10)
	.100	(1-10)	SOUTHERN (12/27/10)
	.100	(2-20)	ARKANSAS (01/12/11)
FREE THROWS MADE	.167	(2-12)	at Alabama (01/29/11)
	5		HOUSTON (11/30/10)
	6		CENTENARY (11/24/10)
	6		SOUTHERN (12/27/10)
FREE THROW ATTEMPTS	10		CENTENARY (11/24/10)
	10		at Tennessee (01/26/11)
FREE THROW PERCENTAGE	11		SOUTHERN (12/27/10)
	.417	(5-12)	HOUSTON (11/30/10)
	.481	(13-27)	NORTHWESTERN STATE (11/12/10)
	.545	(6-11)	SOUTHERN (12/27/10)
REBOUNDS	26		CENTENARY (11/24/10)
	29		at South Alabama (11/28/10)
ASSISTS	29		CENTRAL MICHIGAN (12/11/10)
	2		CENTRAL MICHIGAN (12/11/10)
	2		SOUTHERN (12/27/10)
	4		TENNESSEE-MARTIN (11/18/10)
STEALS	4		vs Wichita State (12/18/10)
	3		at Mississippi State (02-23-11)
	4		at South Alabama (11/28/10)
	4		vs Wichita State (12/18/10)
BLOCKED SHOTS	4		SOUTH CAROLINA (02/02/11)
	1		at Ole Miss (02/09/11)
	1		ALABAMA (02/17/11)
	2		NICHOLLS STATE (11/16/10)
TURNOVERS	2		TENNESSEE-MARTIN (11/18/10)
	2		CENTRAL MICHIGAN (12/11/10)
	2		at Arkansas (02-12-11)
	2		FLORIDA (02/20/11)
	7		at Kentucky (1/15/11)
	7		at Tennessee (01/26/11)

**THE STAT CREW SYSTEM**  
**LSU Player High/Low Analysis (as of Feb 26, 2011)**  
**All games**

**LSU - INDIVIDUAL GAME HIGHS**

Points	24		WARREN, Storm vs Vanderbilt (02/26/11)
	23		TURNER, Ralston vs McNeese State (12/16/10)
	21		TURNER, Ralston vs Wichita State (12/18/10)
	21		STRINGER, Andre at South Alabama (11/28/10)
	21		TURNER, Ralston vs Northwestern State (11/12/10)
	21		STRINGER, Andre vs Northwestern State (11/12/10)
	Field Goals Made	12	
9			GREEN, Garrett at Auburn (01/08/11)
8			WARREN, Storm vs McNeese State (12/16/10)
7			TURNER, Ralston vs Florida (02/20/11)
7			WHITE, Malcolm vs Southern (12/27/10)
7			STRINGER, Andre at South Alabama (11/28/10)
Field Goal Att.		20	
	19		TURNER, Ralston vs Florida (02/20/11)
	18		TURNER, Ralston at Rice (12/29/10)
	16		GREEN, Garrett at Kentucky (1/15/11)
	16		STRINGER, Andre at Kentucky (1/15/11)
	16		TURNER, Ralston vs North Texas (12/22/10)
	16		TURNER, Ralston vs Coastal Carolina (12/13/10)
FG Pct (min 5 made)	1.000	(5-5)	DOTSON, Aaron vs Northwestern State (11/12/10)
	.857	(6-7)	GREEN, Garrett at Mississippi State (02-23-11)
	.857	(6-7)	WHITE, Malcolm vs Centenary (11/24/10)
	.818	(9-11)	GREEN, Garrett at Auburn (01/08/11)
	.714	(5-7)	TURNER, Ralston at South Alabama (11/28/10)
	.714	(5-7)	STRINGER, Andre vs Centenary (11/24/10)
3-Point FG Made	5		DERENBECKER, Matt at Ole Miss (02/09/11)
	5		TURNER, Ralston vs Wichita State (12/18/10)
	4		STRINGER, Andre at Rice (12/29/10)
	4		TURNER, Ralston at Rice (12/29/10)
	4		STRINGER, Andre vs Coastal Carolina (12/13/10)
	4		DOTSON, Aaron at South Alabama (11/28/10)
	4		STRINGER, Andre at South Alabama (11/28/10)
	4		STRINGER, Andre vs Centenary (11/24/10)
3-Point FG Att.	12		TURNER, Ralston at Rice (12/29/10)
	11		STRINGER, Andre at Auburn (01/08/11)
	10		STRINGER, Andre vs Vanderbilt (02/26/11)
	10		STRINGER, Andre vs Mississippi State (02/05/11)
	10		STRINGER, Andre at Kentucky (1/15/11)
	10		TURNER, Ralston vs McNeese State (12/16/10)
3-Pt FG Pct (min 3 made)	.800	(4-5)	DOTSON, Aaron at South Alabama (11/28/10)
	.750	(3-4)	TURNER, Ralston vs Central Michigan (12/11/10)
	.714	(5-7)	DERENBECKER, Matt at Ole Miss (02/09/11)
	.667	(4-6)	STRINGER, Andre at South Alabama (11/28/10)
	.667	(4-6)	STRINGER, Andre vs Centenary (11/24/10)
Free Throws Made	11		STRINGER, Andre vs Houston (11/30/10)
	8		GREEN, Garrett vs South Carolina (02/02/11)
	8		GREEN, Garrett vs Wichita State (12/18/10)
	8		TURNER, Ralston vs McNeese State (12/16/10)
	8		STRINGER, Andre vs Memphis (11/21/10)
	8		STRINGER, Andre vs Tennessee-Martin (11/18/10)
Free Throw Att.	12		GREEN, Garrett vs Wichita State (12/18/10)
	12		STRINGER, Andre vs Houston (11/30/10)

	11		GREEN, Garrett vs South Carolina (02/02/11)
	11		STRINGER, Andre vs Memphis (11/21/10)
	11		WHITE, Malcolm vs Northwestern State (11/12/10)
FT Pct (min 5 made)	1.000	(6-6)	STRINGER, Andre vs Central Michigan (12/11/10)
	1.000	(5-5)	WHITE, Malcolm at Virginia (01/02/11)
	1.000	(5-5)	DOTSON, Aaron vs McNeese State (12/16/10)
	.917	(11-12)	STRINGER, Andre vs Houston (11/30/10)
	.889	(8-9)	STRINGER, Andre vs Tennessee-Martin (11/18/10)
Rebounds	15		WHITE, Malcolm vs Tennessee-Martin (11/18/10)
	14		WARREN, Storm vs Nicholls State (11/16/10)
	13		GREEN, Garrett vs Wichita State (12/18/10)
	11		WHITE, Malcolm at Ole Miss (02/09/11)
	11		WHITE, Malcolm vs Southern (12/27/10)
	11		WARREN, Storm vs Houston (11/30/10)
	11		WARREN, Storm vs Tennessee-Martin (11/18/10)
Assists	8		BASS, Chris at Rice (12/29/10)
	7		STRINGER, Andre vs Arkansas (01/12/11)
	6		BASS, Chris vs Vanderbilt (02/26/11)
	5		STRINGER, Andre at Ole Miss (02/09/11)
	5		STRINGER, Andre vs McNeese State (12/16/10)
	5		STRINGER, Andre vs Coastal Carolina (12/13/10)
	5		TURNER, Ralston vs Houston (11/30/10)
	5		BASS, Chris vs Tennessee-Martin (11/18/10)
	5		STRINGER, Andre vs Northwestern State (11/12/10)
Steals	5		BASS, Chris vs Northwestern State (11/12/10)
	4		DERENBECKER, Matt vs Ole Miss (01/22/11)
	3		STRINGER, Andre vs Alabama (02/17/11)
	3		STRINGER, Andre vs Mississippi State (02/05/11)
	3		WARREN, Storm vs Southern (12/27/10)
	3		WARREN, Storm vs Houston (11/30/10)
	3		STRINGER, Andre vs Houston (11/30/10)
	3		GREEN, Garrett vs Centenary (11/24/10)
	3		STRINGER, Andre vs Tennessee-Martin (11/18/10)
	3		WARREN, Storm vs Nicholls State (11/16/10)
	3		LUDWIG, Eddie vs Northwestern State (11/12/10)
Blocked Shots	6		WHITE, Malcolm at Alabama (01/29/11)
	4		WARREN, Storm vs Houston (11/30/10)
	3		WARREN, Storm vs Mississippi State (02/05/11)
	3		WHITE, Malcolm vs Southern (12/27/10)
	3		WHITE, Malcolm vs McNeese State (12/16/10)
	3		WARREN, Storm vs Centenary (11/24/10)
	3		WHITE, Malcolm vs Tennessee-Martin (11/18/10)
	3		WHITE, Malcolm vs Northwestern State (11/12/10)
Turnovers	6		WHITE, Malcolm at Ole Miss (02/09/11)
	6		STRINGER, Andre vs Central Michigan (12/11/10)
	6		TURNER, Ralston vs Houston (11/30/10)
	6		STRINGER, Andre vs Northwestern State (11/12/10)
	5		STRINGER, Andre vs Alabama (02/17/11)
	5		WHITE, Malcolm vs Ole Miss (01/22/11)
	5		DOTSON, Aaron vs Coastal Carolina (12/13/10)
	5		BASS, Chris vs Northwestern State (11/12/10)
Fouls	5		WARREN, Storm at Ole Miss (02/09/11)
	5		GREEN, Garrett vs Mississippi State (02/05/11)



5	TURNER, Ralston vs South Carolina (02/02/11)
5	WHITE, Malcolm at Alabama (01/29/11)
5	WHITE, Malcolm at Kentucky (1/15/11)
5	WHITE, Malcolm at Rice (12/29/10)
5	LUDWIG, Eddie at Rice (12/29/10)
5	DOTSON, Aaron at Rice (12/29/10)
5	STRINGER, Andre at Rice (12/29/10)
5	DOTSON, Aaron at South Alabama (11/28/10)
5	TURNER, Ralston at South Alabama (11/28/10)
5	GREEN, Garrett vs Memphis (11/21/10)
5	WARREN, Storm vs Memphis (11/21/10)
5	WHITE, Malcolm vs Memphis (11/21/10)
5	LUDWIG, Eddie vs Northwestern State (11/12/10)

## 2010-11 LSU Men's Basketball Game Boxscores

### Game 1 - LSU 87, Northwestern State 78

11/12/10 7 p.m. at Maravich Center (Baton Rouge, LA)

NW ST	FG-A	3FG-A	FT-A	REB	PF	TP	A	TO	BLK	S	MIN
HULBIN, James f	0-4	0-2	0-2	5	4	0	0	3	1	0	8
EVANS, O.J. c	0-3	0-0	0-0	0	3	0	0	0	0	2	8
DAVIS, Shamir g	1-3	0-1	0-0	1	4	2	0	4	0	0	13
ELLIS, Louis g	1-5	0-2	2-2	4	1	4	1	2	0	1	16
CLARK, Charles g	0-1	0-0	0-0	0	1	0	1	0	0	0	9
KNIGHT, Dominic	1-6	0-1	0-0	1	2	2	1	0	0	1	12
WASHINGTON, T.	1-1	0-0	0-0	1	1	2	0	0	0	0	3
MCCONATHY, L.	0-0	0-0	0-0	0	2	0	2	0	0	0	13
ROBINSON, Patrick	0-1	0-1	0-0	0	0	0	0	0	0	0	3
BAKER, Devon	6-14	3-7	1-2	2	4	16	1	0	0	3	32
PRATT, Will	10-20	1-8	8-12	5	4	29	1	5	0	5	30
MOSLEY, William	4-5	0-0	2-9	9	4	10	0	1	2	2	30
STEWART, Gary	5-7	3-4	0-0	2	2	13	1	2	0	0	23
Team				6							
Totals	29-70	7-26	13-27	36	32	78	8	17	3	14	200

FG% 1st Half	15-30	50.0%	2nd half:	14-40	35.0%	Game:	29-70	41.4%	DB
3FG% 1st Half	4-11	36.4%	2nd half:	3-15	20.0%	Game:	7-26	26.9%	Reb
FT% 1st Half	7-9	77.8%	2nd half:	6-18	33.3%	Game:	13-27	48.1%	7

LSU	FG-A	3FG-A	FT-A	REB	PF	TP	A	TO	BLK	S	MIN
WHITE, Malcolm f	3-8	0-0	6-11	4	4	12	0	4	3	0	34
WARREN, Storm f	2-2	0-0	0-0	4	4	4	2	0	1	0	17
BASS, Chris g	1-1	0-0	2-4	2	2	4	2	5	0	5	18
TURNER, Ralson g	6-12	3-6	6-9	5	2	21	2	2	0	2	38
DOTSON, Aaron g	5-5	0-0	7-8	3	4	17	0	1	1	2	27
GREEN, Garrett	1-1	0-0	0-0	6	2	2	0	1	0	0	11
STRINGER, Andre	5-10	4-9	7-10	3	4	21	5	6	0	0	25
LUDWIG, Eddie	0-0	0-0	4-4	3	5	4	0	2	0	3	18
COURTNEY, Jalen	1-1	0-0	0-0	0	2	0	0	0	0	0	3
DERENBECKER, Matt	0-0	0-0	0-0	0	2	0	0	2	0	0	6
POPULIST, Daron	0-0	0-0	0-0	0	1	0	2	0	0	0	3
Team				3							
Totals	24-40	7-15	32-46	33	30	87	13	25	4	13	200

FG% 1st Half	13-22	59.1%	2nd half:	11-18	61.1%	Game:	24-40	60.0%	DB
3FG% 1st Half	4-10	40.0%	2nd half:	3-5	60.0%	Game:	7-15	46.7%	Reb
FT% 1st Half	13-22	59.1%	2nd half:	19-24	79.2%	Game:	32-46	69.6%	9

Officials: Tony Greene, Bert Smith, Carlos Gonzalez  
Attendance: 7842

Northwestern State 41-37 -- 78  
LSU 43-44 -- 87

### Game 2 - Nicholls 62, LSU 53

11/16/10 7 p.m. at Maravich Center (Baton Rouge, LA)

NICHOLLS	FG-A	3FG-A	FT-A	REB	PF	TP	A	TO	BLK	S	MIN
BOSE, Anatoly f	8-20	2-5	10-13	5	1	28	2	1	0	0	35
MARTIN, Ben g	0-4	0-4	2-3	3	4	2	1	0	0	2	27
FRANKLIN, Kenny g	3-6	2-4	0-1	2	1	8	3	0	1	0	33
HUNTER, Fred g	7-16	2-5	2-4	7	4	18	1	4	0	6	32
CARTER, Kellan g	0-3	0-0	1-2	3	2	1	0	1	0	3	28
THOMAS, Dantrell	0-2	0-0	0-0	2	3	0	0	0	0	1	14
HAMMOND, Bryan	1-2	0-1	0-0	3	1	2	0	1	0	0	12
MOORE, Eldridge	0-0	0-0	3-4	2	2	3	0	1	1	0	15
TALKINGTON, Chris	0-0	0-0	0-0	0	1	0	0	0	0	0	4
ROETHLE, Andy	0-0	0-0	0-0	0	0	0	0	0	0	0	0
Team				6							
Totals	19-53	6-19	18-27	33	19	62	7	8	2	12	200

FG% 1st Half	7-24	29.2%	2nd half:	12-29	41.4%	Game:	19-53	35.8%	DB
3FG% 1st Half	3-7	42.9%	2nd half:	3-12	25.0%	Game:	6-19	31.6%	Reb
FT% 1st Half	4-7	57.1%	2nd half:	14-20	70.0%	Game:	18-27	66.7%	3

LSU	FG-A	3FG-A	FT-A	REB	PF	TP	A	TO	BLK	S	MIN
WHITE, Malcolm f	1-1	0-0	0-0	2	3	2	0	3	1	0	10
WARREN, Storm f	3-7	0-0	2-3	14	2	8	1	2	1	3	36
BASS, Chris g	0-0	0-0	0-2	2	0	0	0	1	0	0	10
TURNER, Ralson g	1-6	0-2	4-4	2	2	6	2	1	0	0	30
DOTSON, Aaron g	1-2	0-1	3-4	2	4	5	1	4	2	0	21
GREEN, Garrett	0-1	0-0	0-2	4	1	0	1	0	0	0	5
STRINGER, Andre	4-13	3-8	3-3	2	0	14	3	0	0	0	31
LUDWIG, Eddie	1-2	0-0	2-2	3	4	0	2	0	0	0	22
DERENBECKER, Matt	5-10	3-7	1-1	6	3	14	0	2	0	0	28
POPULIST, Daron	0-1	0-0	0-0	0	4	0	0	3	0	0	7
Team				1							
Totals	16-43	6-18	15-21	37	22	53	8	18	4	3	200

FG% 1st Half	9-21	42.9%	2nd half:	7-22	31.8%	Game:	16-43	37.2%	DB
3FG% 1st Half	2-7	28.6%	2nd half:	4-11	36.4%	Game:	6-18	33.3%	Reb
FT% 1st Half	5-5	100.0%	2nd half:	10-16	62.5%	Game:	15-21	71.4%	3

Officials: Ted Valentine, D Doug Shows, John Heatly  
Technical Fouls: Nicholls -- None. LSU -- None.  
Attendance: 6913

Nicholls State 21-41 -- 62  
LSU 25-28 -- 53

### Game 3 - LSU 79, UT-Martin 56

11/18/10 7 p.m. at Maravich Center (Baton Rouge, LA)

UT-MARTIN	FG-A	3FG-A	FT-A	REB	PF	TP	A	TO	BLK	S	MIN
SIMMONS, Benzor f	1-6	0-2	2-2	3	0	4	1	4	0	1	25
SPENCER, Ron c	0-2	0-0	0-2	4	2	0	0	0	2	0	12
RICHARDSON, Chris g	3-9	1-4	0-1	3	3	7	1	5	0	0	23
LIABO, Mike g	3-8	1-5	2-2	1	2	9	2	0	0	1	20
CLAYTON, Reuben g	7-14	2-3	3-3	4	3	19	0	1	0	1	19
SMITH, Terrence	3-10	0-2	3-4	4	2	9	0	1	0	2	25
MINOR, Omari	1-1	0-0	3-4	2	2	5	0	1	0	0	17
KING, Troy	1-5	0-2	0-0	2	4	2	0	1	0	1	15
IRARRAZABAL, A.	0-2	0-0	0-0	1	0	0	0	0	0	0	16
SMITH, Dane	0-3	0-0	1-4	2	1	1	0	1	0	1	16
MOPO, Pierre	0-0	0-0	0-0	0	3	0	0	0	0	1	12
Team				6							
Totals	19-60	4-18	14-22	32	23	56	4	14	2	8	200

FG% 1st Half	7-22	31.82%	2nd half:	12-38	31.6%	Game:	19-60	31.7%	DB
3FG% 1st Half	1-8	12.5%	2nd half:	3-10	30.0%	Game:	4-18	22.2%	Reb
FT% 1st Half	4-8	50.0%	2nd half:	10-14	71.4%	Game:	14-22	63.6%	3

LSU	FG-A	3FG-A	FT-A	REB	PF	TP	A	TO	BLK	S	MIN
WHITE, Malcolm f	5-13	0-0	2-4	15	2	12	2	3	3	0	31
WARREN, Storm f	6-9	0-0	0-0	11	3	12	0	2	2	2	27
STRINGER, Andre g	3-12	1-7	8-9	2	15	1	2	0	3	0	32
TURNER, Ralson g	4-10	2-5	0-0	1	0	10	0	3	0	1	27
DOTSON, Aaron g	4-8	0-1	5-6	6	3	13	2	3	0	0	19
GREEN, Garrett	1-2	0-0	1-2	3	1	3	0	1	0	1	5
BASS, Chris	2-3	0-0	-0	3	3	4	5	0	0	0	16
LUDWIG, Eddie	0-0	0-0	5-6	1	2	5	0	0	0	0	12
COURTNEY, Jalen	0-1	0-0	1-2	1	1	1	0	0	0	0	4
DERENBECKER, Matt	1-3	0-2	0-0	2	1	2	0	1	0	0	19
POPULIST, Daron	1-1	0-0	0-0	2	2	2	1	0	0	0	8
Team				5							
Totals	27-62	3-15	22-29	52	20	79	11	15	5	7	200

FG% 1st Half	13-32	40.6%	2nd half:	14-30	46.7%	Game:	27-62	43.5%	DB
3FG% 1st Half	2-10	20.0%	2nd half:	1-5	20.0%	Game:	3-15	20.0%	Reb
FT% 1st Half	8-10	80.0%	2nd half:	14-19	73.7%	Game:	22-29	75.9%	4

Officials: J. B. Caldwell, Brian Shey, Chuck Jones  
Technical Fouls: UTM -- None. LSU -- None.  
Attendance: 6607

UT-Martin 19-37 -- 56  
LSU 36-43 -- 79

### Game 4 - Memphis 70, LSU 61

11/21/10 4 p.m. at BancorpSouth Arena (Tupelo, MS)

LSU	FG-A	3FG-A	FT-A	REB	PF	TP	A	TO	BLK	S	MIN
WHITE, Malcolm f	1-4	0-0	3-4	4	5	5	0	1	1	0	17
WARREN, Storm f	1-6	0-0	0-0	3	5	2	0	0	0	2	14
STRINGER, Andre g	2-6	1-3	8-11	2	3	13	2	3	0	1	31
TURNER, Ralson g	3-10	2-5	3-4	2	2	11	1	2	1	0	26
DOTSON, Aaron g	3-7	2-2									

## Game 5 - LSU 78, Centenary 36

11/24/10 7 p.m. at Maravich Center (Baton Rouge, LA)

CENTENARY	FG-A	3FG-A	FT-A	REB	PF	TP	A	TO	BLK	S	MIN
LOWERY, Logan f	1-8	1-4	0-0	8	1	3	2	3	1	3	32
SIMS, Travis f	2-7	0-1	0-0	3	1	4	1	3	0	1	26
REBOL, Andrew f	0-2	0-0	2-4	2	5	2	1	2	1	0	22
TROTMAN, Jeron f	1-6	0-1	0-0	4	2	2	0	3	2	0	29
DAVIS, Leo g	4-11	2-6	0-0	1	0	10	1	0	0	0	29
BLOUNT, Jonathan	1-3	0-1	0-0	1	2	0	0	0	0	1	8
JOSEPH, Brandon	1-1	0-0	2-2	2	0	4	1	0	0	0	8
HARWELL, Aaron	1-4	0-0	2-4	1	0	4	0	1	0	0	15
COOPER, Quin	0-2	0-1	0-0	2	1	0	0	1	0	0	15
DIALLO, Baba	1-1	0-0	0-0	0	2	2	0	0	0	0	4
NAKWAASAH, Maxx	1-1	1-1	0-0	2	3	3	1	2	0	0	12
Team				1							
Totals	13-46	4-15	6-10	26	16	36	7	15	4	5	200
FG% 1st Half	8-25	32.0%	2nd half:	5-21	23.8%	Game:	13-46	28.3%	DB		
3FG% 1st Half	4-8	50.0%	2nd half:	0-7	0.0%	Game:	4-15	26.7%	Reb		
FT% 1st Half	1-2	50.0%	2nd half:	5-8	62.5%	Game:	6-10	60.0%	4		

LSU	FG-A	3FG-A	FT-A	REB	PF	TP	A	TO	BLK	S	MIN
WHITE, Malcolm f	6-7	0-0	2-2	7	1	14	0	0	0	0	21
WARREN, Storm f	0-6	0-0	1-2	6	1	1	1	1	3	2	16
STRINGER, Andre g	5-7	4-6	2-3	0	1	16	4	1	0	1	19
TURNER, Ralston g	3-6	2-5	0-0	3	1	8	1	2	0	0	21
DOTSON, Aaron g	3-5	2-3	0-0	1	1	8	4	1	0	0	20
GREEN, Garrett	4-9	0-1	0-2	9	1	8	0	0	0	3	16
BASS, Chris	1-2	0-0	1-3	5	1	3	1	1	0	0	16
LUDWIG, Eddie	2-5	0-0	2-3	5	2	6	4	1	0	1	24
COURTNEY, Jalen	0-1	0-1	2-2	3	1	2	0	0	0	0	12
DERENBECKER, Matt	3-8	0-4	0-0	0	1	6	1	1	1	0	22
POPULIST, Daron	2-5	2-4	0-0	2	1	6	1	0	0	0	13
Team				2			1				
Totals	29-61	10-24	10-17	43	12	78	17	9	4	7	200
FG% 1st Half	15-31	48.4%	2nd half:	14-30	46.7%	Game:	29-61	47.5%	DB		
3FG% 1st Half	4-10	40.0%	2nd half:	6-14	42.9%	Game:	10-24	41.7%	Reb		
FT% 1st Half	5-8	62.5%	2nd half:	5-9	55.6%	Game:	10-17	58.8%	3		

Officials: Anthony Jordan, Mike Kitts, Mike Stuart  
 Technical Fouls: Centenary -- None. LSU -- None.  
 Attendance: 6742

Centenary 21-15 -- 36  
 LSU 39-39 -- 78

## Game 6 - LSU 80, South Alabama 65

11/28/10 3 p.m. at Mitchell Center (Mobile, Ala.)

LSU	FG-A	3FG-A	FT-A	REB	PF	TP	A	TO	BLK	S	MIN
WHITE, Malcolm f	2-4	0-0	0-0	4	2	4	0	0	1	0	28
WARREN, Storm f	3-7	0-0	3-4	3	3	9	0	0	1	0	17
STRINGER, Andre g	7-13	4-6	3-4	4	1	21	3	2	1	2	30
TURNER, Ralston g	5-7	2-4	5-8	1	5	17	0	1	0	1	22
DOTSON, Aaron g	5-9	4-5	1-2	3	5	15	4	1	0	0	39
GREEN, Garrett	0-3	0-0	0-0	5	3	0	0	3	0	1	11
BASS, Chris	0-0	0-0	1-4	2	2	1	0	0	0	0	12
LUDWIG, Eddie	0-0	0-0	4-4	4	1	4	4	4	0	0	21
COURTNEY, Jalen	0-0	0-0	0-0	0	0	0	0	0	0	0	1
DERENBECKER, Matt	3-3	2-2	1-2	4	2	9	2	0	0	1	15
POPULIST, Daron	0-1	0-0	0-0	1	0	0	1	0	0	0	4
Team				7			3				
Totals	25-47	12-17	18-28	38	24	80	14	14	3	5	200
FG% 1st Half	16-24	66.7%	2nd half:	9-23	39.1%	Game:	25-47	53.2%	DB		
3FG% 1st Half	10-13	76.9%	2nd half:	2-4	50.0%	Game:	12-17	70.6%	Reb		
FT% 1st Half	6-8	75.0%	2nd half:	12-20	60.0%	Game:	18-28	64.3%	6		

SOUTH ALABAMA	FG-A	3FG-A	FT-A	REB	PF	TP	A	TO	BLK	S	MIN
BROCK, Martino f	5-11	1-3	4-7	2	3	15	1	4	1	2	34
RUBIT, Augustine c	3-8	0-0	3-3	3	2	9	0	1	0	0	19
COOKS, Allyn g	1-6	0-2	4-4	3	4	6	1	0	2	2	28
SANDERS, Rico g	1-3	0-1	0-0	1	4	2	1	0	0	0	15
WILLIAMS, Tim g	2-10	1-3	4-6	4	4	9	1	0	0	0	33
REDUS, Gary	1-4	1-2	2-2	2	2	5	1	1	1	0	17
REYES, P. J.	3-5	3-4	3-4	2	2	12	2	1	1	0	14
SIMS, Raymond	0-1	0-1	0-1	0	2	0	2	1	0	0	15
HERSEY, DeAndre	0-0	0-0	0-0	1	0	0	0	0	0	0	3
CARTER, Javier	2-6	0-0	3-4	7	1	7	1	1	2	0	22
Team				4							
Totals	18-54	6-16	23-31	29	24	65	10	9	7	4	200
FG% 1st Half	7-25	28.0%	2nd half:	11-29	37.9%	Game:	18-54	33.3%	DB		
3FG% 1st Half	0-6	00.0%	2nd half:	6-10	60.0%	Game:	6-16	37.5%	Reb		
FT% 1st Half	9-12	75.0%	2nd half:	14-19	73.7%	Game:	23-31	74.2%	3		

Officials: Doug Sirmons, Don Daily, Berth Smith  
 Technical Fouls: South Alabama -- Cooks. LSU -- Ralston.  
 Attendance: 3653

LSU 48-32 -- 80  
 Memphis 23-42 -- 65

## Game 7 - LSU 73, Houston 57

11/30/10 7 p.m. at Maravich Center (Baton Rouge, LA)

HOUSTON	FG-A	3FG-A	FT-A	REB	PF	TP	A	TO	BLK	S	MIN
MCNEIL, Maurice f	3-9	0-0	3-7	8	1	9	0	3	0	0	23
VAN SLYKE, Kirk f	4-8	1-1	0-0	3	1	9	0	1	1	0	27
NIXON, Zamal g	2-6	0-3	0-0	1	3	4	1	5	0	3	26
THIBODEAUX, D. g	1-7	0-3	0-0	1	5	2	1	1	1	1	23
BROWN, Adam g	6-11	3-5	0-0	7	1	15	3	2	0	0	38
MCCLEAN, Mikhail	1-2	0-0	0-0	0	1	2	0	0	0	0	6
HAYWOOD, Nick	1-3	1-3	0-0	1	2	3	0	2	0	1	13
JOHNSON, Trumaine	1-3	1-1	0-0	0	2	3	1	3	0	0	20
WASHINGTON, K.	4-9	0-0	2-5	6	4	10	0	2	1	1	24
Team				5							
Totals	23-58	6-16	5-12	32	20	57	6	19	3	6	200

FG% 1st Half	12-30	40.0%	2nd half:	11-28	39.3%	Game:	23-58	39.7%	DB		
3FG% 1st Half	2-9	22.2%	2nd half:	4-7	57.1%	Game:	6-16	37.5%	Reb		
FT% 1st Half	2-5	40.0%	2nd half:	3-7	42.9%	Game:	5-12	41.7%	6		

LSU	FG-A	3FG-A	FT-A	REB	PF	TP	A	TO	BLK	S	MIN
WHITE, Malcolm f	4-7	0-0	1-2	2	4	9	0	0	1	23	
WARREN, Storm f	6-10	0-0	0-0	11	3	12	0	2	4	3	33
STRINGER, Andre g	1-6	0-4	11-12	3	3	13	3	4	0	3	24
TURNER, Ralston g	6-10	2-5	1-2	3	0	15	5	6	0	0	34
DOTSON, Aaron g	3-6	2-2	0-0	3	3	8	2	0	1	0	31
GREEN, Garrett	1-6	0-1	2-4	5	2	4	0	2	0	1	14
BASS, Chris	1-1	0-0	0-0	1	1	2	4	1	0	0	20
LUDWIG, Eddie	2-2	0-0	1-1	3	0	5	0	0	0	2	10
DERENBECKER, Matt	2-4	1-2	0-0	0	0	5	0	1	0	0	11
Team				4			1				
Totals	26-52	5-14	16-21	35	16	73	14	17	5	10	200

FG% 1st Half	17-30	56.7%	2nd half:	9-22	40.9%	Game:	26-52	50.0%	DB		
3FG% 1st Half	3-8	37.5%	2nd half:	2-6	33.3%	Game:	5-14	35.7%	Reb		
FT% 1st Half	1-3	33.3%	2nd half:	15-18	83.3%	Game:	15-18	76.2%	3		

Officials: Mike Stewart, Lee Cassell, Glen Tuitt  
 Technical Fouls: Houston -- None. LSU -- None.  
 Attendance: 6688

Houston 28-29 -- 57  
 LSU 38-35 -- 73

## Game 8 - LSU 59, Central Michigan 55

12/11/10 7 p.m. at Maravich Center (Baton Rouge, LA)

CMU	FG-A	3FG-A	FT-A	REB	PF	TP	A	TO	BLK	S	MIN
MCCLURE, Williams f	1-2	0-0	2-2	5	4	4	0	1	0	0	18
ZEIGLER, Trey g	7-17	1-1	3-4	6	3	18	1	2	0	3	36
RASHID, Amir g	1-6	0-2	1-2	4	3	3	0	3	0	4	35
WEARY, Antonio g	0-2	0-2	0-0	1	3	0	1	2	0	2	26
THOMAS, Jain g	4-9	2-3	11-12	7	1	21	0	2	0	0	34
CRADDOCK, Finis	0-0	0-0	0-0	1	0	0	0	0	0	0	8
COIMBRA, Andre	2-4	0-0	0-1	2	4	4	0	3	0	0	19
JACKSON, Derek	2-6	0-2	1-2	0	0	5	0	0	0	0	15
VOSS, Colin	0-2	0-0	0-0	2	0	0	0	2	0	0	6
HARDEN, Jevon	0-0	0-0	0-0	0	0	0	0	1	2	0	3
Team				1							
Totals	17-48	3-10	18-23	29	18	55	2	16	2	9	200

FG% 1st Half	6-22	27.3%	2nd half:	11-2	42.3%	Game:	17-48	35.4%	DB		
3FG% 1st Half	2-6	33.3%	2nd half:	1-4	25.0%	Game:	3-10	30.0%	Reb		
FT% 1st Half	7-8	87.5%	2nd half:	11-15	73.3%	Game:	18-23	78.3%	2		

LSU	FG-A	3FG-A	FT-A	REB	PF	TP	A	TO	BLK	S	MIN
WHITE, Malcolm f	5-11	0-0	2-4	4	2	12	0	0	2	2	30
WARREN, Storm f	4-7	0-0	0-0	4	2	8	0	1	1	0	29
STRINGER, Andre g	1-6	0-2	6-6	1	3	8	0	6	0	1	21
TURNER, Ralston g	3-4	3-4	0-2	7	3	9	4	1	0	1	38
DOTSON, Aaron g	2-4	0-1	5-6	0	3	9	2	2	0	1	34
GREEN, Garrett	1-1	0-0	0-0	3	0	2	0	0	0	0	6
BASS, Chris	2-5	0-0	2-2	4	0	6	4	3	0	1	17
LUDWIG, Eddie	1-3	0-0	1-2	2	2	3	0	1	0	0	8
HARRIS, Dennis	1-1	0-0	0-0	0	0	2	0	1	1	2	6
DERENBECKER, Matt	0-0	0-0	0-0	0	2	0	1	1	0	0</	

## Game 9 - Coastal Carolina 78, LSU 69 (ot)

12/13/10 7 p.m. at Maravich Center (Baton Rouge, LA)

COASTAL	FG-A	3FG-A	FT-A	REB	PF	TP	A	TO	BLK	S	MIN
MCLAURIN, Sam f	1-2	0-0	0-0	7	4	2	1	3	0	2	20
GRAY, Chad f	7-12	4-5	4-6	7	1	22	0	4	2	1	37
NIEMAN, Danny g	1-5	0-1	6-6	4	2	8	4	1	0	1	37
HOLLOWAY, D. g	8-17	0-3	2-2	7	3	18	0	5	0	2	39
GREENWOOD, K. g	1-3	0-1	1-4	2	0	3	1	1	0	0	19
CRAWFORD, Brandon	1-2	0-0	0-0	2	3	2	0	1	1	0	15
RAFFA, Anthony	2-6	1-4	4-4	2	3	9	1	0	0	2	34
HOLMES, Mike	6-13	0-0	2-4	10	2	14	0	1	2	0	24
Team				4							
Totals	27-60	5-14	19-26	45	18	76	7	16	5	8	225

FG% 1st Half	12-29	41.4%	2nd half:	11-25	44.0%	OT:	4-6	66.7%	Game:	45.0%	DB
3FG% 1st Half	1-4	25.0%	2nd half:	2-7	28.6%	OT:	2-3	66.7	Game:	35.7%	Reb
FT% 1st Half	5-10	50.0%	2nd half:	10-12	83.3%	OT:	4-4	100.0	Game:	73.1%	3

LSU	FG-A	3FG-A	FT-A	REB	PF	TP	A	TO	BLK	S	MIN
WHITE, Malcolm f	2-3	0-0	1-4	3	4	5	0	1	0	0	19
WARREN, Storm f	4-6	0-0	0-0	5	3	8	0	3	0	1	22
STRINGER, Andre g	6-15	4-8	0-0	2	3	16	5	2	0	2	33
TURNER, Ralston g	5-16	1-9	4-4	6	4	15	1	3	0	1	35
DOTSON, Aaron g	2-8	1-3	4-6	5	2	9	3	5	1	0	37
GREEN, Garrett	4-6	0-0	1-3	4	1	9	0	0	2	0	20
BASS, Chris	2-2	0-0	0-0	0	2	4	1	1	0	0	14
LUDWIG, Eddie	0-0	0-0	0-0	1	0	0	0	0	0	1	11
COURTNEY, Jalen	0-0	0-0	0-0	0	0	0	0	0	0	0	1
HARRIS, Dennis	0-2	0-0	0-0	3	2	0	0	1	1	0	15
DERENBECKER, Matt	1-6	1-2	0-0	1	2	3	3	0	0	0	18
Team				5							
Totals	26-64	7-22	10-17	35	23	69	13	16	4	5	225

FG% 1st Half	14-25	56.0%	2nd half:	10-31	32.3%	OT:	2-8	25.0%	Game:	40.6%	DB
3FG% 1st Half	2-6	33.3%	2nd half:	4-11	36.4%	OT:	1-5	20.0%	Game:	31.8%	Reb
FT% 1st Half	5-7	71.4%	2nd half:	5-8	62.5%	OT:	0-2	0.0%	Game:	58.8%	2

Officials: Tony Greene, Anthony Jordan, Mike Nanc  
 Technical Fouls: Coastal -- None. LSU -- None.  
 Attendance: 6425

Coastal Carolina 30-34-14 -- 78  
 LSU 35-29-5 -- 69

--

## Game 10 - LSU 78, McNeese 66 (ot)

12/16/10 7 p.m. at Maravich Center (Baton Rouge, LA)

MCNEESE	FG-A	3FG-A	FT-A	REB	PF	TP	A	TO	BLK	S	MIN
RICHARD, Patrick f	3-9	0-2	0-0	5	3	6	0	1	0	1	28
ALAWOYA, P. J. f	4-6	0-0	2-4	11	2	10	0	2	0	3	36
RICHARD, Daniel f	0-2	0-0	0-0	1	3	0	1	2	0	1	14
KAPELAN, Diego g	1-13	1-10	5-6	2	3	8	2	0	0	0	27
COLLINS, Curry g	6-10	2-3	1-2	3	0	15	2	0	0	1	43
MITCHELL, Jeremie	0-1	0-1	0-0	0	0	0	0	1	0	0	4
CANNON, Dontae	0-1	0-0	0-0	0	2	0	0	1	0	0	2
REGIS, Brandon	1-1	0-0	0-0	0	1	2	0	0	0	0	0
MARTIN, Stephan	5-11	2-6	2-2	4	1	14	3	3	0	3	30
KONATE, Mari	3-4	1-1	0-0	2	1	7	0	0	0	1	14
DAVID, Preston	2-7	0-0	0-1	8	4	4	1	2	6	1	27
QUEEN, Tyson	0-0	0-0	0-0	0	0	0	0	0	0	0	0+
Team				3							
Totals	25-65	6-23	10-15	39	20	66	9	12	6	11	225

FG% 1st Half	12-27	44.4%	2nd half:	10-27	37.0%	OT:	3-11	27.3%	Game:	38.5%	DB
3FG% 1st Half	2-9	22.2%	2nd half:	4-9	44.4%	OT:	0-5	0.0%	Game:	26.1%	Reb
FT% 1st Half	2-2	100.0%	2nd half:	8-13	61.5%	OT:	0-0	0.0%	Game:	66.7%	3, 1

LSU	FG-A	3FG-A	FT-A	REB	PF	TP	A	TO	BLK	S	MIN
WHITE, Malcolm f	4-5	0-0	5-10	9	3	13	0	2	3	1	40
WARREN, Storm f	8-12	0-0	1-2	6	2	17	1	2	1	1	35
STRINGER, Andre g	5-12	2-5	3-4	6	3	15	5	4	2	0	38
TURNER, Ralston g	6-15	3-10	8-10	2	3	23	3	3	0	1	41
DOTSON, Aaron g	1-7	0-3	5-5	3	2	7	3	1	1	0	31
GREEN, Garrett	1-4	1-1	0-0	3	2	3	1	0	0	0	14
BASS, Chris	0-1	0-0	0-0	3	0	0	2	1	0	0	11
LUDWIG, Eddie	0-0	0-0	0-0	0	0	0	0	0	0	0	2
DERENBECKER, Matt	0-1	0-1	0-0	1	1	0	1	0	0	0	13
Team				7							
Totals	25-57	6-20	22-31	40	16	78	16	13	7	3	225

FG% 1st Half	10-29	34.5%	2nd half:	10-22	45.5%	OT:	5-6	83.3%	Game:	43.9%	DB
3FG% 1st Half	4-11	36.4%	2nd half:	1-8	12.5%	OT:	1-1	100.0%	Game:	30.0%	Reb
FT% 1st Half	5-8	62.5%	2nd half:	10-14	71.4%	OT:	7-9	77.8%	Game:	71.0%	3

Officials: Mike Stuart, Mike Kitts, Les Jones  
 Technical Fouls: McNeese -- None. LSU -- None.  
 Attendance: 6445

McNeese State 28-32--6 -- 66  
 LSU 29-31-18 -- 78

## Game 11 - Wichita State 70, LSU 69

12/18/10 7 p.m. at CenturyTel Center (Bossier City, La.)

WICHITA	FG-A	3FG-A	FT-A	REB	PF	TP	A	TO	BLK	S	MIN
ELLIS, Aaron f	1-4	0-0	0-0	4	5	2	0	2	0	0	17
DURLEY, J. T. c	4-11	1-3	4-4	4	4	13	0	2	1	0	28
HATCH, Graham g	2-4	0-2	0-1	5	3	4	1	2	0	0	33
MURRY, Toure' g	3-12	0-3	7-8	5	3	13	2	5	0	3	32
KYLES, David g	3-10	3-8	4-4	7	1	13	0	2	0	1	33
RAGLAND, Joe	2-2	0-0	2-2	0	1	6	0	0	0	0	19
WILLIAMS, Demetric	0-0	0-0	0-0	0	0	0	0	0	0	0	1
SMITH, Ben	0-0	0-0	0-0	0	0	0	1	0	0	0	2
BLAIR, Gabe	2-5	0-0	3-7	8	3	7	0	0	2	0	23
STUTZ, Garrett	4-4	1-1	3-4	2	4	12	0	2	0	0	12
Team				6							
Totals	21-52	5-17	23-30	41	24	70	4	15	3	4	200

FG% 1st Half	11-27	40.7%	2nd half:	10-25	40.0%	Game:	21-52	40.5%	DB
3FG% 1st Half	1-6	16.7%	2nd half:	4-11	36.4%	Game:	5-17	29.4%	Reb
FT% 1st Half	14-17	82.4%	2nd half:	9-13	69.2%	Game:	23-30	75.7%	1

LSU	FG-A	3FG-A	FT-A	REB	PF	TP	A	TO	BLK	S	MIN
WHITE, Malcolm f	1-4	0-0	1-2	1	2	3	0	3	0	0	19
WARREN, Storm f	1-1	0-0	0-0	4	4	2	0	2	0	1	13
STRINGER, Andre g	5-15	2-8	6-8	2	2	18	1	2	0	1	32
TURNER, Ralston g	6-13	5-9	4-4	2	4	21	0	2	0	0	31
DOTSON, Aaron g	1-3	0-0	0-0	2	4	2	2	0	0	0	25
GREEN, Garrett	3-7	1-1	8-12	13	3	15	0	1	2	1	33
BASS, Chris	1-3	0-0	0-0	0	0	2	2	1	0	2	20
LUDWIG, Eddie	0-3	0-0	2-2	3	0	2	0	0	0	0	5
COURTNEY, Jalen	0-1	0-1	0-0	0	0	0	0	0	0	0	2
HARRIS, Dennis	0-1	0-0	0-0	2	1	0	0	0	0	0	6
DERENBECKER, Matt	1-5	0-2	2-3	1	2	4	1	0	0	1	14
Team				6							
Totals	19-56	8-21	23-31	36	22	69	6	11	2	6	200

FG% 1st Half	8-35	22.9%	2nd half:	11-21	52.4%	Game:	19-56	33.9%	DB
3FG% 1st Half	1-10	10.0%	2nd half:	7-11	63.6%	Game:	8-21	38.1%	Reb
FT% 1st Half	6-7	85.7%	2nd half:	17-24	70.8%	Game:	23-31	74.2%	5

Officials: Doug Sirmons, Pat Adams, Earnie Pheal  
 Technical Fouls: Wichita State -- None. LSU -- None.  
 Attendance: 2165

Wichita State 37-33 -- 70  
 LSU 23-46 -- 69

---

## Game 12 - North Texas 75, LSU 55

12/22/10 7 p.m. at Maravich Center (Baton Rouge, LA)

NORTH TEXAS	FG-A	3FG-A	FT-A	REB	PF	TP	A	TO	BLK	S	MIN
ODUFUWA, George f	5-12	0-0	1-2	9	2	11	0	2	1	3	33
KNOX, Ben c	1-2	0-0	0-0	5	1	2	1	1	1	0	21
WHITE, Josh g	7-12	0-2	5-5	2	1	19	2	1	0	1	32
THOMPSON, Tristan g	5-9	0-2	4-4	2	2	14	0	5	0	0	31
SHORTER, Shannon g	1-5	1-2	2-2	5	0	5	2	1	0	1	21
JOHNSON, D.	5-9	1-2	0-0	3	2	11	2	1	0	2	25
REDMOND, Avery	0-0	0-0	0-0	0	0	0	0	1			

## Game 13 - LSU 62, Southern 41

12/27/10 6 p.m. at Maravich Center (Baton Rouge, LA)

SOUTHERN	FG-A	3FG-A	FT-A	REB	PF	TP	A	TO	BLK	S	MIN
INGRAM, Julius f	1-7	0-0	0-0	7	4	2	0	3	1	2	30
BOL, Madut c	3-7	0-0	0-0	4	3	6	0	0	1	0	13
WHITE, Brandon g	3-10	0-1	2-4	6	1	8	1	4	0	1	30
GRACE, Jameel g	2-6	1-3	3-4	7	1	8	0	3	0	0	33
SANFORD, Blake g	0-8	0-4	1-2	1	0	1	0	1	0	0	22
COLEMAN, Frederick	0-2	0-0	0-0	2	3	0	1	1	0	0	15
WEBB, Neal	3-5	0-1	0-0	1	6	0	0	0	2	2	23
COLEMAN, Patrick	0-2	0-1	0-0	0	0	0	0	0	0	0	7
CHASE, Ray Ray	5-9	0-0	0-1	8	1	10	0	3	2	3	27
Team				3							
Totals	17-56	1-10	6-11	39	14	41	2	15	4	8	200

FG% 1st Half	4-26	15.4%	2nd half:	13-30	43.3%	Game:	17-56	30.4%	DB
3FG% 1st Half	1-5	20.0%	2nd half:	0-5	0.0%	Game:	1-10	10.0%	Reb
FT% 1st Half	3-4	75.0%	2nd half:	3-7	42.9%	Game:	6-11	54.5%	2

LSU	FG-A	3FG-A	FT-A	REB	PF	TP	A	TO	BLK	S	MIN
GREEN, Garrett f	1-6	0-0	1-2	4	3	3	0	2	1	0	15
WARREN, Storm f	2-6	0-0	1-1	6	2	5	3	1	1	3	27
STRINGER, Andre g	2-11	2-8	0-0	5	1	6	4	1	0	0	32
TURNER, Ralston g	6-14	3-9	0-0	2	0	15	1	2	1	1	26
DOTSON, Aaron g	1-3	0-0	4-4	4	2	6	3	0	0	1	20
BASS, Chris	0-1	0-0	0-0	2	0	0	2	3	0	1	15
WHITE, Malcolm	7-11	0-0	2-4	11	2	16	0	2	3	0	24
LUDWIG, Eddie	1-3	0-0	0-1	4	1	2	0	0	0	1	9
COURTNEY, Jalen	0-0	0-0	1-2	1	0	1	0	0	0	0	5
DERENBECKER, Matt	3-7	2-4	0-0	2	2	8	3	0	0	1	24
POPULIST, Daron	0-0	0-0	0-0	0	0	0	0	0	0	0	3
Team				4							
Totals	23-62	7-21	9-14	45	13	62	16	11	6	8	200

FG% 1st Half	10-33	30.3%	2nd half:	13-29	44.8%	Game:	23-62	37.1%	DB
3FG% 1st Half	3-12	25.0%	2nd half:	4-9	44.4%	Game:	7-21	33.3%	Reb
FT% 1st Half	5-9	55.6%	2nd half:	4-5	80.0%	Game:	9-14	64.3%	2

Officials: Tom Eades, Rick Hartzell, Roger Ayers  
Technical Fouls: Southern -- None. LSU -- None.  
Attendance: 6739

Southern	12-29 -- 41
LSU	28-34 -- 62

## Game 14 - Rice 74, LSU 68

12/29/10 7 p.m. at Tudor Fieldhouse (Houston, Texas)

LSU	FG-A	3FG-A	FT-A	REB	PF	TP	A	TO	BLK	S	MIN
WHITE, Malcolm f	1-4	0-0	0-0	4	5	2	1	0	0	0	13
GREEN, Garrett f	2-5	0-0	0-0	3	3	4	0	0	0	1	12
STRINGER, Andre g	5-12	4-8	5-8	0	5	19	4	2	0	2	27
TURNER, Ralston g	4-18	4-12	2-5	2	4	14	1	1	0	1	30
DOTSON, Aaron g	1-2	0-0	0-1	1	5	2	0	2	0	0	18
BASS, Chris	1-2	1-1	0-0	1	0	3	8	1	0	2	24
LUDWIG, Eddie	0-0	0-0	0-0	4	5	0	0	1	0	2	13
COURTNEY, Jalen	0-1	0-0	0-0	0	2	0	0	1	0	0	8
DERENBECKER, Matt	5-9	3-6	4-5	3	2	17	0	1	0	0	23
WARREN, Storm	3-8	0-0	1-5	9	4	7	0	2	0	1	29
POPULIST, Daron	0-1	0-1	0-0	0	2	0	0	0	0	0	3
Team				4							
Totals	22-62	12-28	12-24	31	37	68	14	11	0	9	200

FG% 1st Half	9-26	34.6%	2nd half:	13-36	36.1%	Game:	22-62	35.5%	DB
3FG% 1st Half	8-14	57.1%	2nd half:	4-14	28.6%	Game:	12-28	42.9%	Reb
FT% 1st Half	0-5	00.0%	2nd half:	12-19	63.2%	Game:	12-24	50.0%	6

RICE	FG-A	3FG-A	FT-A	REB	PF	TP	A	TO	BLK	S	MIN
KAZEMI, Arsalan f	4-6	0-0	11-17	17	3	19	1	1	1	2	31
KUIPERS, Lucas f	4-7	1-3	0-0	3	3	9	1	1	0	0	27
ABRAHAM, Trevan g	2-2	0-0	1-2	1	4	5	0	1	0	0	12
JACKSON, Tamir g	4-5	0-0	8-13	3	2	16	4	5	0	1	34
PFLIEGER, Cory g	2-4	1-3	0-1	1	0	5	3	2	0	1	34
SCHWARZE, Nate	0-0	0-0	0-0	0	0	0	1	0	0	0	6
FRIZZELLE, Connor	2-11	0-3	9-10	3	2	13	0	1	0	0	23
BRAIMOH, Suleiman	2-2	0-0	1-2	4	3	5	0	0	0	0	14
BEASLEY, Bryan	0-0	0-0	2-2	2	2	2	0	1	1	1	9
STANTON, Trey	0-1	0-1	0-0	3	1	0	0	2	1	0	10
Team				2							
Totals	20-38	2-10	32-47	39	20	74	10	14	3	5	200

FG% 1st Half	9-19	47.4%	2nd half:	11-29	37.9%	Game:	20-38	52.6%	DB
3FG% 1st Half	1-4	25.0%	2nd half:	1-6	16.7%	Game:	2-10	20.0%	Reb
FT% 1st Half	12-21	57.1%	2nd half:	20-26	76.9%	Game:	32-47	68.1%	9

Officials: Gary Maxwell, James Breeding, Brent Meaux  
Technical Fouls: Rice -- None. LSU -- Ralston.  
Attendance: 3358

LSU	26-42 -- 68
Rice	31-43 -- 74

## Game 15 - Virginia 64, LSU 50

1/2/11 5:30 p.m. at John Paul Jones Arena (Charlottesville, Va.)

LSU	FG-A	3FG-A	FT-A	REB	PF	TP	A	TO	BLK	S	MIN
WHITE, Malcolm f	3-9	0-0	5-5	6	3	11	1	2	0	0	33
LUDWIG, Eddie f	0-1	0-0	1-2	4	0	1	1	0	0	0	18
STRINGER, Andre g	2-6	1-3	1-2	2	0	6	1	2	0	1	35
TURNER, Ralston g	5-13	1-5	0-2	5	4	11	1	2	1	1	30
DOTSON, Aaron g	1-7	1-2	4-4	4	3	7	1	1	1	0	27
BASS, Chris	1-5	0-2	0-0	3	2	2	2	2	0	0	22
GREEN, Garrett	6-9	0-1	0-2	5	2	12	0	3	1	1	27
COURTNEY, Jaen	0-0	0-0	0-0	0	0	0	0	0	0	0	1
DERENBECKER, Matt	0-1	0-0	0-0	0	1	0	0	0	0	0	6
POPULIST, Daron	0-0	0-0	0-0	0	0	0	0	0	0	0	1
Team				3							
Totals	18-51	3-13	11-17	32	15	50	7	12	3	3	200

FG% 1st Half	10-25	40.0%	2nd half:	8-26	30.8%	Game:	18-51	35.3%	DB
3FG% 1st Half	0-4	0.0%	2nd half:	3-9	33.3%	Game:	3-13	23.1%	Reb
FT% 1st Half	2-6	33.3%	2nd half:	9-11	81.8%	Game:	11-17	64.7%	4

VIRGINIA	FG-A	3FG-A	FT-A	REB	PF	TP	A	TO	BLK	S	MIN
SHERRILL, Will g	3-4	2-2	0-0	5	3	8	1	1	1	1	24
SENE, Assane c	0-0	0-0	0-0	6	4	0	0	2	1	1	19
EVANS, Jontel g	4-7	0-1	0-0	4	1	8	6	0	0	3	32
HARRIS, Joe g	2-9	2-5	3-4	5	1	9	0	2	2	1	21
HARRELL, KT g	4-9	1-3	6-7	3	3	15	0	1	0	0	26
FARRAKHAN, M.	2-6	1-5	6-8	3	0	11	2	1	0	0	25
REGAN, Will	2-8	0-1	0-0	4	0	4	0	1	2	0	19
ZEGLINSKI, Sammy	0-3	0-2	0-0	1	0	0	0	2	0	0	15
MITCHELL, Akil	4-6	0-0	1-2	3	3	9	1	1	0	0	19
Team				2							
Totals	21-52	6-19	16-21	36	15	64	10	11	6	6	200

FG% 1st Half	10-28	35.7%	2nd half:	11-24	45.8%	Game:	21-52	40.4%	DB
3FG% 1st Half	3-12	25.0%	2nd half:	3-7	42.9%	Game:	6-19	31.6%	Reb
FT% 1st Half	3-4	75.0%	2nd half:	13-17	76.5%	Game:	16-21	76.2%	3

Officials: Jamie Luckie, Roger Ayers, Les Jones  
Technical Fouls: Virginia -- None. LSU -- TEAM.  
Attendance: 10049

LSU	22-28 -- 50
Virginia	26-38 -- 64

## Game 16 - LSU 62, Auburn 55

1/8/11 5 p.m. at Auburn Arena (Auburn, Ala.)

LSU	FG-A	3FG-A	FT-A	REB	PF	TP	A	TO	BLK	S	MIN
WHITE, Malcolm f	2-6	0-0	3-4	5	4	7	1	2	1	0	21
LUDWIG, Eddie f	1-3	0-0	4-5	4	1	6	2	2	0	2	23
STRINGER, Andre g	3-13	2-11	1-3	2	0	9	3	1	0	2	37
DERENBECKER, M. g	6-12	3-7	0-0	8	2	15	3	2	0	1	39
DOTSON, Aaron g	1-5	0-1	0-1	4	2	2	0	3	0	2	23
BASS, Chris	1-3	0-0	1-1	3	1	3	4	4	0	0	22
GREEN, Garrett	9-11	0-0	0-0	5	3	18	1	3	1	1	28
WARREN, Storm	1-3	0-0	0-2	6	0	2	0	1	2	1	7
Team				4							
Totals	24-56	5-19	9-16	41	13	62	14	18	4	9	200

FG% 1st Half	13-33	39.4%	2nd half:	11-23	47.8%	Game:	24-56	42.9%	DB
3FG% 1st Half	2-13	15.4%	2nd half:	3-6	50.0%	Game:	5-19	26.3%	Reb
FT% 1st Half	4-6	66.7%	2nd half:	5-10	50.0%	Game:	9-16	56.3%	5,4

AUBURN	FG-A	3FG-A	FT-A	REB	PF	TP	A	TO	BLK	S	MIN
PAYNE, Allen f	0-4	0-1	0-0	1	0	0	1	1	0	0	18
CHUBB, Rob c	2-6	0-0	0-1	2	5	4	0	1	1	0	16
LANGFORD, Josh g	1-6	0-1	2-2	6	5	4	3	3	0	1	19
WALLACE, Josh g	0-4	0-0	3-4	4	3	3	4	3	0	1	35
ROSS, Earnest g	7-21	5-15	2-4	5	3	21	3	3	1	2	39
DENSON, Chris	0-2	0-1	0-0	0	0	0	0	0	0	1	5
NEYSMITH, Tony	2-5	0-0	0-1	1	0	4	0	1	0	4	22
GABRIEL, Kenny	6-10	3-6	2-3	7	1	17	2	0	2	1	27
DRUM, Jake	0-0	0-0	0-0	1	1	0	0	1	0	0	4
FORBES, Adrian	1-3	0-0	0-0	4	2	2	0	1	0	0	15
Team				4							
Totals	19-61	8-24	9-15	35	20	55	13	14	4	10	200

FG% 1st Half	2-24	8.3%	2nd half:	17-37	45.9%	Game:	19-61	31.1%	DB
3FG% 1st Half	1-8	12.5%	2nd half:	7-16	43.8%	Game:	8-24	33.3%	Reb
FT% 1st Half	1-2	50.0%	2nd half:	8-13	61.5%	Game:	9-15	60.0%	2

Officials: Ted Valentine, Patrick Evans, Lee Cassell  
Technical Fouls: Auburn -- None. LSU -- None.  
Attendance: 6873

## Game 17 - LSU 56, Arkansas 53

1/12/11 7 p.m. at Maravich Center (Baton Rouge, LA)

ARKANSAS	FG-A	3FG-A	FT-A	REB	PF	TP	A	TO	BLK	S	MIN
JOHNSON, Delvon f	4-6	0-0	2-2	5	2	10	0	1	3	2	33
POWELL, Marshawn f	7-12	0-0	1-1	6	4	15	0	0	0	0	21
CLARKE, Rotnei g	1-7	1-7	2-3	3	1	5	1	1	0	0	29
NOBLES, Julysnes g	1-10	0-6	2-2	0	5	4	1	1	0	0	29
PETERSON, jeff g	1-8	0-3	0-0	2	2	2	4	3	0	0	19
WADE, Mardracus	1-2	0-1	2-3	1	3	4	1	1	0	2	19
FARMER, Jemal	0-0	0-0	0-0	0	1	0	0	1	0	1	2
BRYANT, Glenn	1-1	0-0	1-2	2	3	3	0	0	0	0	2
BRITT, Marcus	3-7	1-3	1-1	2	3	8	2	1	0	2	22
WAITHE, Marvell	0-1	0-0	0-0	2	0	0	0	0	0	0	5
SANCHEZ, Michael	0-3	0-0	2-2	3	1	2	0	1	0	0	12
Team				6							
Totals	19-57	2-20	13-16	32	25	53	9	10	3	7	200

FG%	1st Half	5-27	18.5%	2nd half:	14-30	46.7%	Game:	19-57	33.3%	DB
3FG%	1st Half	1-9	11.1%	2nd half:	1-11	9.1%	Game:	2-20	10.0%	Reb
FT%	1st Half	6-9	66.7%	2nd half:	7-7	100.0%	Game:	13-16	81.3%	1

LSU	FG-A	3FG-A	FT-A	REB	PF	TP	A	TO	BLK	S	MIN
WHITE, Malcolm f	6-11	0-0	1-2	7	4	13	1	4	1	0	25
LUDWIG, Eddie f	1-2	0-0	1-2	1	3	3	0	0	0	0	12
STRINGER, Andre g	2-8	1-5	6-9	4	0	11	7	2	0	1	35
DERENBECKER, M. g	5-9	0-4	2-4	6	2	12	2	3	0	2	38
DOTSON, Aaron g	0-2	0-2	3-4	8	0	3	1	4	0	0	27
BASS, Chris	0-3	0-0	2-2	2	2	2	2	0	0	0	18
WARREN, Storm	1-3	0-0	0-1	5	0	2	0	0	1	2	11
Team				3							
Totals	19-48	1-13	17-31	46	14	56	14	14	3	6	200

FG%	1st Half	12-28	42.9%	2nd half:	7-20	35.0%	Game:	19-48	39.6%	DB
3FG%	1st Half	1-12	8.3%	2nd half:	0-1	0.0%	Game:	1-13	7.7%	Reb
FT%	1st Half	6-13	50.0%	2nd half:	11-19	57.9%	Game:	17-31	54.8%	5

Officials: Antinio Petty, Mike Nance, Ron Groover  
 Technical Fouls: Arkansas -- None. LSU -- None.  
 Attendance: 7023

Arkansas 17-36 -- 53  
 LSU 31-25 -- 56

---

## Game 18 -- Kentucky 82, LSU 44

1/15/11 4 p.m. at Rupp Arena (Lexington, Ky.)

LSU	FG-A	3FG-A	FT-A	REB	PF	TP	A	TO	BLK	S	MIN
WHITE, Malcolm f	0-3	0-0	0-0	3	5	0	0	1	2	0	15
LUDWIG, Eddie f	3-6	1-1	0-0	4	1	7	0	1	0	0	18
STRINGER, Andre g	3-16	0-10	0-0	4	2	6	1	4	0	1	30
DERENBECKER, M. g	2-9	0-5	0-0	2	1	4	3	0	0	0	26
DOTSON, Aaron g	2-6	0-3	6-9	4	3	10	0	2	0	2	35
BASS, Chris	0-3	0-0	0-0	5	1	0	4	3	0	0	29
GREEN, Garrett	5-16	2-5	1-2	9	4	13	0	2	1	0	26
WARREN, Storm	2-5	0-0	0-1	1	0	4	0	1	2	0	13
COURTNEY, Jalen	0-1	0-0	0-0	2	0	0	0	1	0	0	8
Team				8							
Totals	17-65	3-24	7-12	42	17	44	8	15	5	3	200

FG%	1st Half	6-33	18.2%	2nd half:	11-32	34.4%	Game:	17-65	26.2%	DB
3FG%	1st Half	1-12	8.3%	2nd half:	2-12	16.7%	Game:	3-24	12.5%	Reb
FT%	1st Half	6-10	60.0%	2nd half:	1-2	50.0%	Game:	7-12	58.3%	1,3

KENTUCKY	FG-A	3FG-A	FT-A	REB	PF	TP	A	TO	BLK	S	MIN
HARRELLSON, Josh f	1-6	0-0	0-1	14	2	2	0	2	3	2	24
MILLER, Darius g	7-11	1-4	0-0	4	2	15	0	1	1	2	26
KNIGHT, Brandon g	7-14	5-7	0-0	6	0	19	2	1	0	2	32
LAMB, Doron g	3-7	1-2	3-3	4	2	10	5	1	0	1	22
LIGGINS, DeAndre g	6-10	3-3	0-0	1	1	15	3	0	1	2	32
POOLE, Stacey	0-1	0-0	0-0	1	1	0	0	0	0	0	4
JONES, Terrence	3-12	0-2	11-14	7	2	17	0	2	1	0	23
HOOD, Jon	1-6	0-2	0-0	4	2	2	3	0	0	1	20
POLSON, Jarrod	0-0	0-0	0-0	0	0	0	0	0	0	0	3
VARGAS, Eloy	1-3	0-0	0-0	4	1	2	0	0	0	0	14
Team				5							
Totals	29-70	10-20	14-18	50	13	82	13	7	6	10	200

FG%	1st Half	17-36	47.2%	2nd half:	12-34	35.3%	Game:	29-70	41.4%	DB
3FG%	1st Half	7-12	58.3%	2nd half:	3-8	37.5%	Game:	10-20	50.0%	Reb
FT%	1st Half	7-11	63.6%	2nd half:	7-7	100.0%	Game:	14-18	77.8%	1,1

Officials: J. B. Caldwell, Bert Smith, Bruce Benedict  
 Technical Fouls: Kentucky -- None. LSU -- None.  
 Attendance: 24,330

LSU 19-25 -- 44  
 Kentucky 48-34 -- 82

## Game 19 - Ole Miss 78, LSU 51

1/22/11 12:47 p.m. at Maravich Center (Baton Rouge, LA)

OLE MISS	FG-A	3FG-A	FT-A	REB	PF	TP	A	TO	BLK	S	MIN
HENRY, Terrance f	5-6	2-3	1-1	10	2	13	0	5	1	1	32
BUCKNER, Reginald f	0-2	0-0	3-4	2	4	3	0	2	6	0	29
WARREN, Chris g	6-10	4-6	2-2	4	3	18	5	0	0	0	33
WILLIAMS, Nick g	5-6	0-0	4-5	4	2	14	4	2	0	2	32
GRAHAM, Zach g	7-9	3-3	0-0	3	3	17	2	3	0	0	22
BOGAN, Will	0-0	0-0	0-0	0	0	0	0	0	0	0	1
NELSON, Dundreous	3-6	0-2	0-1	2	0	6	2	4	1	2	17
SHORT, Steadman	1-2	0-0	0-1	3	4	2	0	1	0	1	15
GASKINS, Trevor	1-3	1-2	0-0	2	2	3	3	1	0	0	14
WILLIAMS, Donald	0-1	0-1	0-0	0	0	0	0	0	0	0	2
COX, Demarco	0-0	0-0	2-2	1	0	2	0	0	0	0	3
Team				2							
Totals	28-45	10-17	12-16	33	20	78	16	18	8	6	200

FG%	1st Half	14-25	56.0%	2nd half:	14-20	70.0%	Game:	28-45	62.2%	DB
3FG%	1st Half	3-7	42.9%	2nd half:	7-10	70.0%	Game:	10-17	58.8%	Reb
FT%	1st Half	7-9	77.8%	2nd half:	5-7	71.4%	Game:	12-16	75.0%	2

LSU	FG-A	3FG-A	FT-A	REB	PF	TP	A	TO	BLK	S	MIN
GREEN, Garrett f	2-8	0-2	1-4	1	2	5	0	0	1	1	32
WHITE, Malcolm f	2-6	0-0	2-2	4	4	6	0	5	0	1	21
STRINGER, Andre g	3-6	3-5	2-2	1	1	11	2	2	0	0	32
DERENBECKER, M. g	4-11	2-6	4-4	5	3	14	1	1	0	4	37
DOTSON, Aaron g	1-3	0-1	3-3	2	1	5	3	3	0	1	27
BASS, Chris	0-3	0-1	0-0	1	2	0	2	2	0	0	16
LUDWIG, Eddie	0-1	0-0	1-2	0	2	1	2	1	0	0	10
COURTNEY, Jalen	1-2	1-1	0-0	0	1	3	0	0	0	0	10
WARREN, Storm	2-5	0-0	2-2	3	1	6	0	2	2	0	12
POPULIST, Daron	0-1	0-1	0-0	0	0	0	0	0	0	0	3
Team				2							
Totals	15-46	6-17	15-19	19	17	51	10	16	3	7	200

FG%	1st Half	9-22	40.9%	2nd half:	6-24	25.0%	Game:	15-46	32.6%	DB
3FG%	1st Half	5-11	45.5%	2nd half:	1-6	16.7%	Game:	6-17	35.3%	Reb
FT%	1st Half	9-10	90.0%	2nd half:	6-9	66.7%	Game:	15-19	78.9%	2

Officials: Mike Stuart, Doug Sirmons, Tracy Woodson  
 Technical Fouls: Ole Miss -- None. LSU -- None.  
 Attendance: 8060

Ole Miss 38-40 -- 78  
 LSU 32-19 -- 51

---

## Game 20 -- Tennessee 75, LSU 53

1/26/11 8 p.m. at Thompson-Boling Arena (Knoxville, Tenn.)

LSU	FG-A	3FG-A	FT-A	REB	PF	TP	A	TO	BLK	S	MIN
WHITE, Malcolm f	3-9	0-0	3-5	10	1	9	0	1	1	0	26
LUDWIG, Eddie f	4-9	1-2	3-4	4	2	12	0	1	0	0	25
STRINGER, Andre g	1-8	1-8	3-5	2	2	6	3	4	0	1	36
DERENBECKER, M. g	5-11	2-7	1-1	2	1	13	2	2	0	1	36
DOTSON, Aaron g	1-5	1-3	2-2	3	3	5	3	1	0	0	26
BASS, Chris	0-1	0-1	0-0	4	0	0	2	1	0	0	19
GREEN, Garrett	3-8	0-1	0-0	3	2	6	0	2	0	0	25
POPULIST, Daron	0-1	0-1	0-0	1	0	0	0	0	0	0	3
COURTNEY, Jalen	1-1	0-0	0-0	0	0	2	0	0	1	0	4
Team				2							
Totals	18-53	5-23	12-17	31	11	53	10	12	2	2	200

FG%	1st Half	9-30	30.0%	2nd half:	9-23	39.1%	Game:	18-53	34.0%	DB
-----	----------	------	-------	-----------	------	-------	-------	-------	-------	----



## Game 21 -- Alabama 70, LSU 46

1/29/11 7 p.m. at Coleman Coliseum (Tuscaloosa, Ala.)

LSU	FG-A	3FG-A	FT-A	REB	PF	TP	A	TO	BLK	S	MIN
WHITE, Malcolm f	3-5	0-0	0-0	0	5	6	0	0	6	0	23
LUDWIG, Eddie f	1-5	0-0	2-2	7	3	4	2	3	0	0	30
STRINGER, Andre g	4-7	2-4	3-5	1	1	13	2	1	0	1	36
DERENBECKER, M. g	4-11	2-7	0-0	2	2	10	0	3	0	2	30
TURNER, Ralston g	1-3	0-1	2-4	2	3	4	0	2	0	0	20
BASS, Chris	0-2	0-2	0-0	0	0	0	2	3	0	0	15
GREEN, Garrett	3-9	0-0	0-2	5	2	6	1	4	0	0	24
POPULIST, Daron	0-0	0-0	0-0	0	0	0	0	0	0	0	3
COURTNEY, Jalen	0-0	0-0	0-0	0	1	0	0	0	0	0	4
DOTSON, Aaron	1-3	0-1	1-2	4	3	3	0	2	0	0	16
Team				3							
Totals	17-45	4-15	8-15	24	20	46	7	18	6	3	200

FG% 1st Half	9-24	37.5%	2nd half:	8-21	38.1%	Game:	17-45	37.8%	DB
3FG% 1st Half	1-7	14.3%	2nd half:	3-8	37.5%	Game:	4-15	26.7%	Reb
FT% 1st Half	3-5	60.0%	2nd half:	5-10	50.0%	Game:	8-15	53.3%	4

ALABAMA	FG-A	3FG-A	FT-A	REB	PF	TP	A	TO	BLK	S	MIN
GREEN, JaMychal f	7-14	0-0	6-8	7	3	20	1	2	0	0	23
MITCHELL, Tony f	6-14	0-3	2-2	4	1	14	0	2	0	3	29
HINES, Chris f	3-7	0-0	1-1	7	4	7	2	2	3	1	30
RELEFORD, Trevor g	4-8	0-1	2-2	5	3	10	4	1	0	0	28
DAVIS, Charvez f	1-3	1-3	3-4	5	0	6	2	1	0	1	29
HANKERSON, Charles	0-2	0-1	0-0	1	1	0	0	0	0	2	6
ENGSTROM, Carl	0-0	0-0	0-0	1	0	0	0	0	0	0	2
EBLEN, Ben	1-2	0-0	0-0	2	2	2	2	1	1	0	11
CARTER, Jason	0-0	0-0	2-2	0	0	2	0	0	0	0	1
JEFFERY, Hunter	0-1	0-1	0-0	1	0	0	0	0	0	0	3
HILLMAN, Senario	0-4	0-1	2-2	0	2	2	0	1	1	1	17
STEELE, Andrew	3-5	1-2	0-1	4	2	7	1	1	0	1	18
LUQUIRE, Justin	0-0	0-0	0-0	0	0	0	0	0	0	0	3
Team				6							
Totals	25-60	2-12	18-22	43	18	70	12	12	5	9	200

FG% 1st Half	11-29	37.9%	2nd half:	14-31	45.2%	Game:	25-60	41.7%	DB
3FG% 1st Half	0-5	0.0%	2nd half:	2-7	28.6%	Game:	2-12	16.7%	Reb
FT% 1st Half	7-9	77.8%	2nd half:	11-13	84.6%	Game:	18-22	81.8%	3

Officials: Ted Valentine, Brian Shey, Don Daily  
 Technical Fouls: Alabama -- Greene. LSU -- White.  
 Attendance: 15,383

LSU 22-24 -- 46  
 Alabama 29-41 -- 70

---

## Game 22 - South Carolina 64, LSU 56

2/2/11 7 p.m. at Maravich Center (Baton Rouge, LA)

S. CAROLINA	FG-A	3FG-A	FT-A	REB	PF	TP	A	TO	BLK	S	MIN
HARRIS, Damontre f	2-4	0-0	1-2	6	4	5	1	4	0	1	22
JACKSON, Lakeem f	1-6	0-0	2-3	8	0	4	4	1	0	0	29
MULDROW, Sam	2-6	0-0	2-2	4	3	6	1	1	4	0	26
GALLOWAY, Ramon g	4-7	1-3	0-0	5	4	9	1	2	0	1	27
ELLINGTON, Bruce g	6-17	3-8	5-6	2	2	20	0	3	0	1	36
RICHARDSON, Brian	3-5	2-4	0-0	0	2	8	0	0	1	0	15
SMITH, Eric	0-0	0-0	0-0	0	3	0	0	0	0	0	11
COOKE, Malik	4-5	0-1	4-4	2	2	12	0	1	1	1	23
JEFFERSON, Johndre	0-0	0-0	0-0	2	0	0	0	1	0	0	8
SLAWSON, RJ	0-0	0-0	0-0	0	1	0	0	0	0	0	3
Team				5							
Totals	22-50	6-16	14-17	34	21	64	7	13	6	4	200

FG% 1st Half	9-22	40.9%	2nd half:	13-28	46.4%	Game:	22-50	44.0%	DB
3FG% 1st Half	2-7	28.6%	2nd half:	4-9	44.4%	Game:	6-16	37.5%	Reb
FT% 1st Half	11-12	91.7%	2nd half:	3-5	60.0%	Game:	14-17	82.4%	1,1

LSU	FG-A	3FG-A	FT-A	REB	PF	TP	A	TO	BLK	S	MIN
GREEN, Garrett f	2-3	0-1	8-11	9	1	12	0	0	0	1	28
WHITE, Malcolm f	5-11	0-0	0-1	4	2	10	0	4	1	1	26
STRINGER, Andre g	5-12	3-8	6-7	4	2	19	2	3	0	0	36
DERENBECKER, M. g	1-7	1-4	0-0	2	2	3	1	1	0	0	23
TURNER, Ralston g	1-5	0-1	0-0	0	5	2	0	2	0	0	16
BASS, Chris	0-1	0-0	0-0	2	1	0	0	0	0	1	15
LUDWIG, Eddie	1-3	0-0	0-0	6	0	2	0	0	0	0	19
WARREN, Storm	0-1	0-0	0-0	1	1	0	0	1	0	0	6
DOTSON, Aaron	3-8	1-4	1-3	3	4	8	2	3	0	1	31
Team				2							
Totals	18-51	5-18	15-22	33	18	56	5	14	1	5	200

FG% 1st Half	8-25	32.0%	2nd half:	10-26	38.5%	Game:	18-51	35.3%	DB
3FG% 1st Half	2-9	22.2%	2nd half:	3-9	33.3%	Game:	5-18	27.8%	Reb
FT% 1st Half	9-14	64.3%	2nd half:	6-8	75.0%	Game:	15-22	68.2%	2

Officials: J. B. Caldwell, Ron Groover, Karl Hess  
 Technical Fouls: South Carolina -- None. LSU -- None.  
 Attendance: 7311

S. Carolina 31-33 -- 64  
 LSU 27-29 -- 56

## Game 23 - Miss. State 58, LSU 57

2/5/11 3 p.m. at Maravich Center (Baton Rouge, LA)

MISS. STATE	FG-A	3FG-A	FT-A	REB	PF	TP	A	TO	BLK	S	MIN
SIDNEY, Renardo f	7-16	0-1	2-3	11	1	16	1	3	1	0	31
AUGUSTUS, Kodi f	3-8	0-2	4-4	4	4	10	1	2	0	1	34
STEELE, Jalen g	1-6	1-3	1-2	3	2	4	0	1	0	0	26
BOST, Dee g	2-11	1-5	4-7	5	1	9	2	5	1	1	36
BENOCK, Riley g	4-5	4-5	0-0	7	2	12	4	1	1	2	35
SMITH, Shaun	1-3	1-1	0-0	0	2	3	0	0	0	0	7
BRYANT, Brian	2-4	0-1	0-1	2	0	4	2	0	0	1	18
LEWIS, Wendell	0-0	0-0	0-0	1	1	0	0	0	0	0	12
RIEK, John	0-0	0-0	0-0	0	0	0	0	1	0	0	1
Team				5							
Totals	20-53	7-18	11-17	38	13	58	10	13	3	5	200

FG% 1st Half	11-30	36.7%	2nd half:	9-23	39.1%	Game:	20-53	37.7%	DB
3FG% 1st Half	5-10	50.0%	2nd half:	2-8	25.0%	Game:	7-18	38.9%	Reb
FT% 1st Half	3-5	60.0%	2nd half:	8-12	66.7%	Game:	11-17	64.7%	0

LSU	FG-A	3FG-A	FT-A	REB	PF	TP	A	TO	BLK	S	MIN
GREEN, Garrett f	3-8	1-2	1-2	8	5	8	1	0	0	1	25
WHITE, Malcolm f	3-5	0-0	0-0	9	2	6	0	2	2	1	24
STRINGER, Andre g	6-14	3-10	0-0	3	3	15	4	2	0	3	36
DOTSON, Aaron g	3-8	1-4	3-4	4	3	10	0	1	0	0	33
TURNER, Ralston g	3-14	1-7	0-0	1	0	7	1	1	0	0	28
BASS, Chris	2-4	0-0	0-0	2	1	4	1	0	0	1	14
LUDWIG, Eddie	1-2	0-1	3-3	2	2	5	2	2	0	0	16
DERENBECKER, Matt	0-1	0-0	0-0	1	0	0	0	2	0	0	8
WARREN, Storm	1-3	0-0	0-0	7	3	2	0	3	3	1	15
POPULIST, Daron	0-0	0-0	0-0	0	0	0	0	0	0	0	1
Team				2							
Totals	22-59	6-24	7-9	39	19	57	9	13	5	7	200

FG% 1st Half	11-29	37.9%	2nd half:	11-30	36.7%	Game:	22-59	37.3%	DB
3FG% 1st Half	4-15	26.7%	2nd half:	2-9	22.2%	Game:	6-24	25.0%	Reb
FT% 1st Half	7-9	77.8%	2nd half:	0-0	0.0%	Game:	7-9	77.8%	1

Officials: Doug Shows, Pat Adams, Patrick Evans.  
 Technical Fouls: Miss. State -- None. LSU -- None.  
 Attendance: 7938

Miss. State 30-28 -- 58  
 LSU 33-24 -- 57

---

## Game 24 -- Ole Miss 66, LSU 60

2/9/11 8 p.m. at Tad Smith Coliseum (Oxford, Miss.)

LSU	FG-A	3FG-A	FT-A	REB	PF	TP	A	TO	BLK	S	MIN
WHITE, Malcolm f	3-6	0-0	2-6	11	3	8	0	6	0	0	25
WARREN, Storm f	5-10	0-0	0-0	1	5	10	0	0	2	1	20
STRINGER, Andre g	1-8	0-5	0-0	3	4	2	5	2	0	1	29
DERENBECKER, M. g	6-10	5-7	2-2	2	2	19	1	1	0	1	37
TURNER, Ralston g	6-10	3-7	1-2	3	0	16	3	1	1	1	37
GREEN, Garrett	0-1	0-0	0-0	3	2	0	1	2	1	0	15
BASS, Chris	0-1	0-0	0-0	0	0	0	0	2	0	0	6
LUDWIG, Eddie	2-2	0-0	0-0	4	2	4	1	2	1	1	20
POPULIST, Daron	0-3	0-2	1-2	1	1	1	0	0	0	0	5
DOTSON, Aaron											

## Game 25 -- Arkansas 80, LSU 61

2/12/11 12:47 p.m. at Bud Walton Arena (Fayetteville, Ark.)

LSU	FG-A	3FG-A	FT-A	REB	PF	TP	A	TO	BLK	S	MIN
WHITE, Malcolm f	3-8	0-0	5-6	3	4	11	1	2	0	1	29
WARREN, Storm f	3-6	0-0	0-0	5	1	6	0	3	2	1	22
STRINGER, Andre g	1-4	0-2	2-2	0	1	4	4	3	0	1	39
DERENBECKER, M. g	5-11	2-5	1-2	1	2	13	0	1	0	0	28
TURNER, Ralston g	4-11	1-4	1-2	4	2	10	3	2	0	0	31
GREEN, Garrett	2-4	0-0	0-0	3	3	4	0	2	0	0	6
BASS, Chris	0-2	0-0	0-0	1	1	0	2	1	0	0	9
LUDWIG, Eddie	3-4	0-0	3-4	5	3	9	0	2	1	0	19
POPULIST, Daron	0-0	0-0	2-2	1	0	2	1	0	0	0	6
DOTSON, Aaron	1-1	0-0	0-0	1	2	2	0	1	0	1	11
Team				5	1						
Totals	22-51	3-11	14-18	29	20	61	11	17	3	4	200

FG% 1st Half	9-21	42.9%	2nd half:	13-30	43.3%	Game:	22-51	43.1%	DB
3FG% 1st Half	0-3	0.0%	2nd half:	3-8	37.5%	Game:	3-11	27.3%	Reb
FT% 1st Half	4-6	66.7%	2nd half:	10-12	83.3%	Game:	14-18	77.8%	2

ARKANSAS	FG-A	3FG-A	FT-A	REB	PF	TP	A	TO	BLK	S	MIN
JOHNSON, Delvon f	2-7	0-0	5-6	8	2	9	1	2	0	0	21
POWELL, Marshawn f	4-5	0-0	6-6	1	3	14	0	3	0	3	21
BRITT, Marcus g	2-5	1-2	0-0	0	2	5	1	0	0	0	20
CLARKE, Rotnei g	7-10	5-6	6-6	3	2	25	0	1	0	0	28
PETERSON, Jeff g	3-6	0-1	0-0	2	2	6	7	1	0	0	24
WADE, Marracus	1-2	0-0	4-4	0	0	6	0	0	0	0	14
FARMER, Jemal	0-1	0-0	0-0	1	1	0	0	1	0	0	5
BRYANT, Glenn	1-3	1-1	0-0	4	1	3	0	0	2	0	12
MASON, Nick	0-0	0-0	0-0	0	0	0	0	0	0	0	2
HAYDAR, Kikko	1-4	0-1	0-0	0	0	2	0	0	0	1	4
WAITHE, Marvell	0-1	0-1	0-0	0	1	0	0	0	0	0	7
NOBLES, Julysse	1-2	0-0	3-5	3	2	5	2	3	0	1	24
SANCHEZ, Michael	2-4	0-0	1-2	5	2	5	1	2	0	1	18
Team				3							
Totals	24-50	7-12	25-29	30	18	80	12	13	2	6	200

FG% 1st Half	13-24	54.2%	2nd half:	11-26	42.3%	Game:	24-50	48.0%	DB
3FG% 1st Half	5-7	71.4%	2nd half:	2-5	40.0%	Game:	7-12	58.3%	Reb
FT% 1st Half	9-11	81.8%	2nd half:	16-18	88.9%	Game:	25-29	86.2%	2

Officials: Ted Valentine, Bert Smith, Tracy Woodson  
 Technical Fouls: LSU -- Team, Arkansas -- None.  
 Attendance: 12,933

LSU	22-39 -- 61
Arkansas	40-40 -- 80

## Game 26 - Alabama 67, LSU 56

2/17/11 8 p.m. at Maravich Center (Baton Rouge, LA)

ALABAMA	FG-A	3FG-A	FT-A	REB	PF	TP	A	TO	BLK	S	MIN
GREEN, JaMychal f	7-16	0-0	4-5	7	4	18	2	1	1	1	25
MITCHELL, Tony f	6-14	1-2	0-0	4	2	13	0	2	1	1	38
HINES, Chris f	2-7	0-0	3-5	6	2	7	0	0	0	1	27
RELEFORD, Trevor g	5-8	0-0	5-5	3	1	15	2	4	0	2	33
DAVIS, Charvez g	1-6	0-2	0-0	4	0	2	0	2	0	0	22
HANDERSON, Jr., C.	0-0	0-0	0-0	1	2	0	1	0	0	1	8
EBLEN, Ben	0-0	0-0	0-0	1	0	0	0	0	0	0	5
CARTER, Jason	0-0	0-0	0-0	0	0	0	0	0	0	0	0+
HILLMAN, Senario	1-2	0-0	0-0	1	3	2	0	1	0	1	12
STEELE, Andrew	3-5	1-2	3-4	3	2	10	0	0	0	2	30
Team				4							
Totals	25-58	2-6	15-19	33	17	67	5	10	1	9	200

FG% 1st Half	15-32	46.9%	2nd half:	10-26	38.5%	Game:	25-58	43.1%	DB
3FG% 1st Half	1-3	33.3%	2nd half:	1-3	33.3%	Game:	2-6	33.3%	Reb
FT% 1st Half	5-6	83.3%	2nd half:	10-13	76.9%	Game:	15-19	78.9%	1

LSU	FG-A	3FG-A	FT-A	REB	PF	TP	A	TO	BLK	S	MIN
WARREN, Storm f	1-3	0-0	0-2	8	4	2	0	0	1	1	10
WHITE, Malcolm f	6-13	0-0	2-2	4	3	14	0	1	1	1	30
STRINGER, Andre g	0-4	0-2	4-5	2	4	4	2	5	0	3	29
DERENBECKER, M. g	1-4	1-3	0-0	3	1	3	2	1	0	0	27
TURNER, Ralston g	6-10	2-4	3-4	2	3	17	1	4	0	0	35
GREEN, Garrett	4-6	0-1	2-3	7	3	10	2	0	0	0	28
BASS, Chris	1-4	0-0	0-0	3	0	2	2	1	0	0	16
LUDWIG, Eddie	0-0	0-0	0-2	1	1	0	1	2	0	1	11
DOTSON, Aaron	1-3	0-0	2-5	1	0	4	1	2	0	0	14
Team				4							
Totals	20-47	3-10	13-23	35	19	56	11	17	2	6	200

FG% 1st Half	13-23	56.5%	2nd half:	7-24	29.2%	Game:	20-47	42.6%	DB
3FG% 1st Half	1-4	25.0%	2nd half:	2-6	33.3%	Game:	3-10	30.0%	Reb
FT% 1st Half	4-9	44.4%	2nd half:	9-14	64.3%	Game:	13-23	56.5%	5

Officials: Tom Eades, Michael Stephens, Mike Eades  
 Technical Fouls: Alabama -- None, LSU -- None.  
 Attendance: 7830

Alabama	36-31 -- 67
LSU	31-25 -- 56

## Game 27 - Florida 68, LSU 61

2/20/11 Noon at Maravich Center (Baton Rouge, LA)

FLORIDA	FG-A	3FG-A	FT-A	REB	PF	TP	A	TO	BLK	S	MIN
TYUS, Alex f	3-7	0-0	0-2	9	0	6	0	2	1	0	23
MACKLIN, Vernon c	7-16	0-0	2-4	7	2	16	1	3	0	1	28
BOYNTON, Kenny g	5-12	1-5	6-7	1	0	17	2	1	1	2	37
WALKER, Erving g	5-10	3-6	4-4	4	2	17	1	3	0	1	36
PRATHER, Casey g	0-2	0-1	0-0	3	2	0	1	0	0	1	15
YOUNG, Patric	3-4	0-0	0-0	6	3	6	0	1	0	1	18
WILBEKIN, Scottie	0-1	0-1	2-2	4	2	2	2	1	0	2	30
YEGUETE, Will	0-0	0-0	0-0	0	0	0	0	0	0	0	3
MURPHY, Erik	2-3	0-0	0-1	2	2	4	0	2	0	1	10
Team				5							
Totals	25-55	4-13	14-20	41	13	68	7	13	2	9	200

FG% 1st Half	19-32	59.4%	2nd half:	6-23	26.1%	Game:	25-55	45.5%	DB
3FG% 1st Half	2-6	33.3%	2nd half:	2-7	28.6%	Game:	4-13	30.8%	Reb
FT% 1st Half	0-2	0.0%	2nd half:	14-18	77.8%	Game:	14-20	70.0%	1

LSU	FG-A	3FG-A	FT-A	REB	PF	TP	A	TO	BLK	S	MIN
WARREN, Storm f	4-7	0-0	0-0	3	4	8	0	1	0	1	25
WHITE, Malcolm f	3-10	0-0	0-0	6	3	6	2	0	1	1	32
STRINGER, Andre g	3-8	2-6	1-2	2	0	9	2	2	0	0	28
DERENBECKER, M. g	3-6	2-3	0-0	2	2	8	2	1	0	1	30
TURNER, Ralston g	7-19	2-7	2-3	1	2	18	4	4	0	2	35
GREEN, Garrett	0-2	0-0	1-2	4	2	1	0	0	0	0	12
BASS, Chris	0-0	0-0	0-0	1	0	0	0	1	0	0	6
LUDWIG, Eddie	1-1	0-0	0-0	2	4	2	0	1	0	1	10
POPULIST, Daron	1-2	0-1	0-0	2	2	2	3	0	0	0	11
DOTSON, Aaron	3-4	1-1	0-0	2	1	7	0	2	0	0	11
Team				4							
Totals	25-59	7-18	4-7	29	20	61	13	12	1	6	200

FG% 1st Half	11-31	34.4%	2nd half:	14-27	51.9%	Game:	25-59	42.4%	DB
3FG% 1st Half	3-10	30.0%	2nd half:	4-8	50.0%	Game:	7-18	38.9%	Reb
FT% 1st Half	0-0	0.0%	2nd half:	4-7	57.1%	Game:	4-7	57.1%	2

Officials: Douge Shows, Joe Lindsay, Mike Thibodeaux  
 Technical Fouls: Florida -- None, LSU -- None.  
 Attendance: 7711

Florida	40-28 -- 68
LSU	25-36 -- 61

## Game 28 -- LSU 84, Miss. State 82

2/23/11 8 p.m. at Humphrey Coliseum (Starkville, Miss.)

LSU	FG-A	3FG-A	FT-A	REB	PF	TP	A	TO	BLK	S	MIN
WHITE, Malcolm f	1-2	0-0	4-4	4	4	6	1	1	0	0	17
WARREN, Storm f	5-12	0-1	4-5	5	3	14	0	2	0	2	32
STRINGER, Andre g	4-11	2-6	0-0	0	3	10	2	1	0	2	27
DERENBECKER, M. g	3-7	2-3	0-0	3	1	8	2	1	1	2	19
TURNER, Ralston g	3-12	2-6	4-6	3	0	12	3	2	0	2	35
GREEN, Garrett	6-7	0-0	0-1	8	4	12	0	1	0	0	22
BASS, Chris	2-3	0-0	0-0	1	2	4	2	0	1	1	14
LUDWIG, Eddie	0-2	0-1	2-2	3	2	2	0	0	0	1	8
POPULIST, Daron	0-1	0-1	0-0								

# Game 29 - Vanderbilt 90, LSU 69

2/26/11 12:47 p.m. at Maravich Center (Baton Rouge, LA)

VANDERBILT	FG-A	3FG-A	FT-A	REB	PF	TP	A	TO	BLK	S	MIN
TAYLOR, Jeffrey f	6-8	1-2	7-12	2	3	20	3	1	0	2	34
ODOM, Rod f	0-1	0-1	0-0	0	1	0	0	1	0	0	9
EZELI, Festus c	5-9	0-0	5-8	4	1	15	0	4	6	1	26
TINSLEY, Brad g	7-10	2-4	0-0	3	1	16	5	1	0	2	32
JENKINS, John g	6-16	3-10	2-2	3	2	17	1	1	0	0	33
GOULBOURNE, Lance	5-6	2-2	4-6	17	1	16	0	0	0	0	31
MERIWETHER, Chris	0-1	0-0	0-0	1	0	0	0	0	0	0	2
FULLER, Kyle	1-1	1-1	0-0	0	1	3	2	0	0	0	13
SMART, Jordan	1-1	1-1	0-0	0	0	3	0	0	0	0	3
TCHIENGANG, Steve	0-2	0-1	0-0	2	3	0	0	1	0	1	12
DUFFY, Joe	0-1	0-0	0-0	0	1	0	0	0	0	0	2
WALKER, Andre	0-1	0-0	0-0	0	0	0	1	1	0	1	3
Team				5							
Totals	31-57	10-22	18-28	37	14	90	12	10	6	7	200

FG%	1st Half	15-26	57.7%	2nd half:	16-31	51.6%	Game:	31-57	54.5%	DB
3FG%	1st Half	5-11	45.5%	2nd half:	5-11	45.5%	Game:	10-22	45.5%	Reb
FT%	1st Half	6-13	46.2%	2nd half:	12-15	80.0%	Game:	18-28	64.3%	3

LSU	FG-A	3FG-A	FT-A	REB	PF	TP	A	TO	BLK	S	MIN
WARREN, Storm f	12-20	0-0	0-0	8	2	24	1	0	1	2	34
WHITE, Malcolm f	0-3	0-0	1-2	1	3	1	2	0	0	0	20
STRINGER, Andre g	4-14	2-10	0-0	2	0	10	2	4	0	0	29
DERENBECKER, M. g	0-5	0-3	0-0	0	3	0	1	1	0	0	22
TURNER, Ralston g	6-12	2-5	4-4	3	2	18	1	1	0	1	32
GREEN, Garrett	3-5	0-0	0-3	7	3	6	1	1	0	0	15
BASS, Chris	0-1	0-0	0-0	2	1	0	6	2	0	2	17
LUDWIG, Eddie	0-0	0-0	1-2	2	3	1	0	0	0	0	9
POPULIST, Daron	0-2	0-2	0-0	0	0	0	0	0	0	0	7
DOTSON, Aaron	3-5	1-2	2-3	4	2	9	1	2	0	0	15
Team				9							
Totals	28-67	5-22	8-14	38	19	69	15	11	1	5	200

FG%	1st Half	20-35	57.1%	2nd half:	8-32	25.0%	Game:	28-67	41.8%	DB
3FG%	1st Half	3-9	33.3%	2nd half:	2-13	15.4%	Game:	5-22	22.7%	Reb
FT%	1st Half	0-0	0.0%	2nd half:	8-14	57.1%	Game:	8-14	57.1%	3

Officials: Gary Maxwell, Ron Groover, Lee Cassell  
 Technical Fouls: Vanderbilt -- None. LSU -- None.  
 Attendance: 7703

Vanderbilt 41-49 -- 90  
 LSU 43-26 -- 69