

28 Mississippi State University

February 23, 2011 * 8 p.m. CST * CSS/CST
Starkville, Miss. * Humphrey

LSU (10-16, 2-9)

November

Fri. 12	NORTHWESTERN STATE	W, 87-78
Tues. 16	NICHOLLS STATE	L, 53-62
Thurs. 18	TENN-MARTIN (CST)	W, 79-56
Sun. 21	Memphis (at Tupelo, Miss.)(CBSCS)	L, 60-71
Wed. 24	CENTENARY	W, 78-36
Sun. 28	at South Alabama (CSS)	W, 80-65
Tues. 30	HOUSTON	W, 73-57

December

Sat. 11	CENTRAL MICHIGAN (CST)	W, 59-55
Mon. 13	COASTAL CAROLINA	L, 69-78 (ot)
Thurs. 16	MCNEESE (CST)	W, 78-66 (ot)
Sat. 18	WICHITA STATE (at Bossier City)(CST)	L, 69-70
Wed. 22	NORTH TEXAS (CST)	L, 55-75
Mon. 27	SOUTHERN (CST)	W, 62-41
Wed. 29	at Rice (CBSCS)	L, 68-74

January

Sun 2	at Virginia (FSN)	L, 50-64
Sat. 8	*at Auburn (FSN)	W, 62-55
Wed. 12	*ARKANSAS (SEC Network)	W, 56-53
Sat. 15	*at Kentucky (SEC Network)	L, 44-82
Sat. 22	*OLE MISS (SEC Network)	L, 51-78
Wed. 26	*at Tennessee (SEC Network)	L, 53-75
Sat. 29	*at Alabama (FSN)	L, 46-70

February

Wed. 2	*SOUTH CAROLINA (SEC Network)	L, 56-64
Sat. 5	*MISSISSIPPI STATE (SEC Network)	L, 57-58
Wed. 9	*at Ole Miss (CSS/CST)	L, 60-66
Sat. 12	*at Arkansas (SEC Network)	L, 61-80
Thurs. 17	*ALABAMA (ESPN)	L, 56-67
Sun. 20	*FLORIDA (ESPN)	L, 61-68
Wed. 23	*at Mississippi State (CSS/CST)	8 p.m.
Sat. 26	*VANDERBILT (SEC Network)	12:47 p.m.

March

Wed. 2	*at Georgia (SEC Network)	7 p.m.
Sat. 5	*AUBURN (FSN)	6 p.m.
March 10-13 SEC Tournament (Atlanta, Ga.)		

On the Air

Radio • LSU Sports Radio Network

Jim Hawthorne, play-by-play
Kevin Ford, host/analyst

Television • CSS/CST

Dave Baker, play-by-play
Daymeon Fishback, analyst



PROJECTED LSU LINEUP (BASED ON LAST GAME)

G 10 Andre Stringer (5-9, Fr., Jackson, Miss.) 11.7 ppg, 2.3 rpg, 2.9 rpg (9.1 ppg, 2.3 rpg, 3.1 apg in SEC)
Had 21 points on two occasions and three straight league games of 13 (at Ala), 19 (SC) and 15 (MSU) ... Had his best game in the last four with nine points, two treys and two assists vs. Florida (2/20) ... Second on the team in overall scoring, third on team in SEC scoring ... Hit four treys five times ... Started at point since third game ... 50 treys for season.

G 21 Matt Derenbecker (6-7, Fr., Metairie, La.) 6.9 ppg, 2.1 rpg, 1.2 apg (9.5 ppg, 3.0 rpg in SEC)
Led LSU in last two road games at Ole Miss (2/9) and at Arkansas (2/12), scoring combined 32 points, leading team in both games ... Against Ole Miss hit 6-of-10 field goals, equaling team high for treys at 5 (5-of-7) ... 32 treys ... Averaging 29.9 minutes a game in SEC play ... 73.1 percent from the free throw line (19-26).

G 22 Ralston Turner (6-6, Fr., Muscle Shoals, Ala) 12.7 ppg, 2.7 rpg, 1.6 apg (10.6 ppg, 1.9 rpg in SEC)
Four straight games in double figures including best two games this week since return from right foot stress reaction, scoring 17 vs. Alabama (2/17) and 18 vs. Florida (2/20) ... Team leader in overall and SEC scoring ... Made 43 treys ... In last four games scored 61 points, hitting 23-of-50 field goals.

F 24 Storm Warren (6-7, Jr., Monroe, La.) 6.1 ppg, 5.6 rpg (4.2 ppg, 4.0 rpg in SEC)
Had his best night since being limited by the tendonitis in right Achilles prior to Jan. 2 UVA game, scoring 10 points in 20 minutes vs. Ole Miss (2/9), hitting 5-of-10 field goals ... Eight blocks in last five games ... Eight rebounds vs. Ala (2/17).

F 5 Malcolm White (6-9, Jr., Baton Rouge, La.) 8.4 ppg, 5.5 rpg, 1.3 bpg (8.0 ppg, 5.5 rpg in SEC)
Ole Miss transfer has two double doubles this season ... Started 26-of-27 games ... 61 points last seven games ... Best SEC game of 14 vs. Alabama (2/17) ... 12 games double figures ... Fourth double figure rebound game at Ole Miss (2/9) with 11.

STORYLINES

- The Tigers continue to try to find a way to get over late-game hurdles and find a win that will end a losing streak that has now reached double digits in league play for the second year in a row ... LSU will play on the road Wednesday at Mississippi State before coming home on Saturday to meet Vanderbilt.

- Tigers have been in five of the last six SEC games losing by eight to South Carolina, one to Mississippi State, six at Ole Miss, 11 to Alabama and seven to Florida. The Tigers had the lead in the final minutes against the two Mississippi schools, but was unable to make the needed plays at the end to end the losing streak ... Against Alabama (2/17), LSU

- had the game to two, 50-48, with 9:26 to play and down to four, 60-56, with 4:01 left, but LSU failed to score over the final four minutes of the game ... LSU battled back against Florida (2/20), but cut the game in the final four minutes to six and had the ball with a chance to cut further.

- In LSU's last three wins (Southern, Auburn, Arkansas), the Tigers held the teams to just 35 points combined and 11-of-77 from the field (14.3 percent) ... LSU was up 28-12 at the half against Southern (12/27), 32-6 at Auburn (1/8) and 31-17 versus Arkansas (1/12).

- Ralston Turner has certainly returned to his non-conference form that he showed

- before a stress reaction in his right foot, scoring 16 at Ole Miss, 10 at Arkansas, 17 vs. Alabama and 18 vs. Florida ... Turner has made 23-of-50 field goals in those games.

- Points off turnovers hurt LSU last week as Alabama got 30 off the 17 Tiger turnovers, while Florida posted 17 points off the 12 LSU miscues.

- LSU leads the overall series with the Bulldogs, 103-96 and 56-36 in games played in Starkville ... Earlier this year, Mississippi State rallied for a 58-57 win on Feb. 5 ... Andre Stringer led the scoring with for LSU with 15 points and Malcolm White had nine rebounds.

BREAKDOWN

LSU

Record	10-17, 2-10
Ranking	N/A
Last Game	February 20 in Baton Rouge lost to Florida, 68-61
Head Coach	Trent Johnson
Career Record	207-166/12th season
LSU Record	48-45/3rd season
vs. MSU:	2-5

Mississippi State

Record	14-12, 6-6
Ranking	N/A
Last Game	February 19 at Starkville defeated Ole Miss, 71-58
Head Coach	Rick Stansbury
Career Record	269-152/13th season
MSU Record	269-152/13th season
vs. LSU	17-11

Upcoming LSU Basketball Media Calendar

21 MONDAY Trent Johnson Radio Show at T J Ribs (7 p.m., LSU Sports Radio Network) SEC Teleconference, Coach Johnson at 10:28 a.m. Contact SEC Office for number and passcodes MEDIA SESSION --2 p.m. Practice Facility	22 TUESDAY Leave for Starkville	23 WEDNESDAY Game No. 28 LSU at Mississippi State, 8 p.m. (Humphrey Coliseum). TV CSS, ESPN3 ... Tape delay at 10 p.m. on CST ... Radio: LSU Sports Radio Network (100.7 FM in Baton Rouge).	24 THURSDAY MEDIA SESSION -- 2 p.m. Practice Facility	25 FRIDAY	26 SATURDAY Game No. 29 Vanderbilt at LSU, 12:47 p.m. (Maravich Center). TV: SEC Network, ESPN3. Radio: LSU Sports Radio Network (100.7 FM in Baton Rouge).	27 SUNDAY Inside LSU Basketball LSU Sports Television Network, 10:35 p.m., WBRZ-TV in BR.
--	---	--	---	----------------------------	--	--

LSU Media Services

Media Availability

Coach Trent Johnson is available in his office for early morning appointments and phone interviews. Please contact Basketball SID Kent Lowe (225-578-1864, clowe@lsu.edu) at least 24 hours in advance.

SEC Teleconference

The 12 SEC coaches are featured on a teleconference each Monday through the conference season. The conference starts at 10 a.m. (CST). Coach Johnson is on at 10:28 a.m. CST. To access the media only number contact Kent Lowe or the SEC Media Relations Office (205-458-3010).

Media Sessions

Coach Johnson meets with during SEC season on Mondays and Thursdays prior to games, before practice at a time to be announced, in the practice facility meeting room. Some travel and scheduling issues may change the time and day so media should contact the Sports Information Office to confirm start time.

The Trent Johnson Show

Presented by Capital One Bank

The weekly call-in show takes place Mondays at 7 p.m. from T.J. Ribs on Acadian Thruway ... The show airs in Baton Rouge on local flagship New Country 100.7 FM The Tiger, on the Internet at www.LSUports.net and on many LSU Sports Radio Network affiliates.

Inside LSU Basketball

Coach Johnson's weekly TV show is on a state-wide network ... WBRZ-TV, Channel 2, airs the show at 10:35 p.m. Sundays Television affiliates for the show are listed online at LSUports.net/tvaffiliates

Player Media Sessions

The players will be available at the media sessions that are normally conducted on Mondays and Thursdays during the SEC season. Please let Kent Lowe (225-578-1864, clowe@lsu.edu) know which players you would like to have at the media session at least 24 hours in advance.

Post Game

Coach Johnson will be in the media room of the practice facility after the game and the NCAA cooling off period ... Requested players will be brought to the practice facility media room as well. ... THE LSU DRESSING ROOM IS CLOSED ... To reach the media room, take the Northwest Corridor portal (where the LSU team enters the floor) ... When reaching the multi-purpose room and the glass doors, turn right ... Before reaching the steps, turn left and then take a right down the first hallway to the double wood doors and enter the media room. LSU marshalls will help direct you to the area ... The visiting coach has an interview area (where the pre-game meal is served) that he can use for his post-game media obligations if he wishes.

WHO TO CONTACT

Sports Information Office

(225) 578-8226

Michael Bonnette - mbonnet@lsu.edu

Assoc. AD/Sports Information Director

C. Kent Lowe - clowe@lsu.edu

Sr. Assoc. Sports Information Director (Basketball Contact)

Jake Terry - jterry9@lsu.edu

Associate Sports Information Director (Social Media)

LSU Television

Kevin Wagner - jwagne2@lsu.edu

LSU Radio

Jim Hawthorne - lsuradio@lsu.edu

LSU Sports Information Mailing Address

P.O. Box 25095, Baton Rouge, LA 70894

ON THE INTERNET

www.LSUports.net/media

The Official Website of LSU Athletics is home to all the basketball information you need. Schedules, results, rosters, bios, statistics and game notes can be found and are always up to date.

<http://media.lsuports.net>

Media can access images for all LSU athletic teams, including action shots, heads shots, logos, etc. To gain access to the high-resolution pictures, email Michael Bonnette. You will be assigned a login and password that will enable you to retrieve pictures. This service is for the media use only.

LSUports.net/media

Request credentials online, go to the men's basketball link.



LSU Basketball on Twitter & Facebook

facebook.com/lsubasketball
twitter.com/lsubasketball
twitter.com/lisucoachjohnson
twitter.com/lsumediaalerts
LSUports.net/connect

Trent Johnson

Head Coach • 3rd year at LSU (12th year as head coach)

Trent Johnson believes the LSU basketball program is moving forward.

With an outstanding recruiting class of student-athletes that fit the LSU program, Johnson is anxious to see this group "be a team" in 2010-11.

As Johnson, the 20th head men's basketball coach at LSU enters his third season, he seeks to build on more than a decade of excellence at LSU, Stanford and Nevada. Having earned Conference Coach of the Year in all three leagues (WAC, Pac-10 and SEC), Johnson and his staff continue toward maintaining LSU basketball as one of the premier programs in the country.

In his first season at LSU, Johnson led the Tigers to 27 wins, tied for the third most wins in a season in LSU history, and won the SEC regular season championships with a record of 13-3. LSU returned to the NCAA Tournament for the first time since 2006, advancing to the second round before falling, 84-70, to North Carolina. In the opening round, LSU defeated nationally-ranked Butler.

Coach Johnson, who eats, sleeps and drinks college basketball year round, believes in both development on the court and also personal, social and academic development. As players grasp his vision for success, they have the opportunity to embrace playing in a fast-paced system, executing in the half court and defending and rebounding at a high level.

Johnson has a record of success that continues here at LSU. His team will have to blend together and learn from a coach that is a fierce competitor who exudes and demands toughness.

His devotion to the team, his protective beliefs toward his players and his loyalty to his former players is evidenced by the fact that three of his former players are now members of the LSU basketball staff. Johnson is a program builder and he has re-established the base of the LSU program by visiting with former players and coaches to bring together the past, present and the future of the program.

Johnson also is charged with the development of athletes both on and off the court. Off the court, he is working hard to make sure student-athletes understand the "student" part of their days at LSU. At all three spots in his head coach-

ing career, he has developed not just successful athletes and winning basketball teams, but young men who are having success in life.

In his head coaching career, he has taken teams in seven of the last eight seasons to post-season play, including five NCAA appearances. In addition, Johnson has seen six of his former assistant coaches become head coaches at successful programs.

Johnson has been rewarded as the consensus SEC Coach of the Year and was a finalist for four national coach of the year honors as he became the first LSU men's basketball coach to win the league title and take the team to post-season play in his first year at the school.

Under Johnson's watch, he has already coached an SEC POY in Marcus Thornton who now plays for the NO Hornets, and Tasmir Mitchell, who finished his career as the third all-time leading scorer and sixth all-time rebounder in school history. Mitchell, Garrett Temple (who has logged NBA time) and Chris Johnson are all playing in the NBA D-League.

Those four players represent Johnson's ability to teach and mold a well-rounded basketball player into having both a good offensive and defensive presence that can benefit the team and provide a chance to play at the next level.

Johnson has always been a big believer in special causes and joined former LSU basketball coach Dale Brown and star center Shaquille O'Neal in cutting a series of commercials that aired nationally for the "Be A Match" organization in support of bone marrow donors.

This past June, Johnson was part of a 10-day trip to Africa as part of the TRIAD Trust program that was established to stop the transmission of HIV through culturally relevant, locally sustainable health and life skills education-based programs in communities affected by HIV/AIDS.

He also is a member of the Board of Directors of the National Association of Basketball Coaches and has served on the NABC Special Committee on Recruiting and Access.

Johnson, who was born in Berkeley, Calif., and calls Seattle, Wash., his home, is married to Jackie and they have two children: a daughter, Tinishia, 27, and a son, Terry, 24.



The Johnson File

NAME: Trent Johnson
BIRTH DATE: September 12, 1956
AGE: 54
BIRTHPLACE: Berkeley, Calif.
HOMETOWN: Seattle, Wash.
WIFE: Jackie
CHILDREN: Tinishia (27), Terry (24)
COLLEGE: BS, Boise State University, 1986

PLAYING EXPERIENCE

Boise State University (Boise, Idaho)
 Finished in the top 10 in career scoring and rebounding at the school ... In 1976, team advanced to NCAA Tournament after winning the Big Sky Tournament ... In his junior year, named the Most Improved Player and in his final season was named All-Big Sky.

COACHING EXPERIENCE

1986-89 - Assistant Coach, Utah
1989-92 - Assistant Coach, University of Washington
1992-96 - Assistant Coach, Rice.
1996-99 - Assistant Coach, Stanford
1999-04 - Head Coach, University of Nevada ... Compiled a 79-74 overall record ... 2003 team went to NIT, 2004 team won WAC Tourney and advanced to the NCAA Sweet 16.
2004-08 - Head Coach, Stanford ... Four year record of 80-47 ... Team advanced to post-season play each of his four years, 2008 team won 28 games and advanced to the NCAA Sweet 16.
April 10, 2008 -- Named the 20th Head Basketball Coach at LSU.
2008-09 -- LSU wins the SEC title with 13-3 record, finishes 27-8 and advances to the second round of NCAA Tournament to push mark to seven straight years of coaching teams to post-season play.
Nov. 24, 2010 -- Won his 200th game as a collegiate head coach (78-36, vs. Centenary).

LEAGUE COACH OF THE YEAR HONORS

2003 -- Western Athletic Conference
2008 -- Pac-10
2009 -- Southeastern Conference

The Trent Johnson Record

YEAR	SCHOOL	/---OVERALL---/		/---CONF.---/		FINISH
		W-L	PCT.	W-L	PCT.	
1999-00	Nevada	9-20	.310	6-10	.375	3rd-Big West
2000-01	Nevada	10-18	.357	3-13	.187	9th-WAC
2001-02	Nevada	17-13	.567	9-9	.500	5th-WAC
2002-03	Nevada	18-14	.562	11-7	.611	4th-WAC NIT First Round
2003-04	Nevada	25-9	.735	13-5	.722	1st WAC/Tourney Champ; NCAA Sweet 16
2004-05	Stanford	18-13	.581	11-7	.611	4th-Pac 10/NCAA First Round
2005-06	Stanford	16-14	.533	11-7	.611	5th-Pac 10/NIT Second Round
2006-07	Stanford	18-13	.581	10-8	.555	6th-Pac 10/NCAA First Round
2007-08	Stanford	28-7	.800	13-5	.722	2nd-Pac10/NCAA Sweet 16
2008-09	LSU	27-8	.771	13-3	.812	1st-West, SEC Champs, NCAA 2nd rd.
2009-10	LSU	11-20	.354	2-14	.125	6th-West
2010-11	LSU	10-17	.370	2-10	.167	
Totals	12 Years	207-166	.553	104-98	.515	7 tournaments, 2 NCAA Sweet 16
	Nevada	5 Years	79-74	.516	.488	1 WAC title, 1 NCAA Sweet 16
	Stanford	4 Years	80-47	.630	.625	4 tournaments, 1 NCAA Sweet 16
	LSU	3 Years	48-45	.516	.405	1 SEC Title, 1 NCAA 2nd Rd.

CAREER SPECIALTY NUMBERS

CAREER DOUBLE-FIGURE GAMES

Storm Warren 26
 Andre Stringer 16
 Ralston Turner 15
 Malcolm White 12
 Aaron Dotson 9
 Matt Derenbecker 9
 Garrett Green 8
 Eddie Ludwig 1

CAREER DOUBLE-FIGURE REBOUNDS

Storm Warren 12
 Malcolm White 4
 Garrett Green 2

CAREER DOUBLE-DOUBLES

Storm Warren 11
 Malcolm White 2
 Garrett Green 2

CAREER THREE-POINTERS

Andre Stringer 50
 Ralston Turner 43
 Matt Derenbecker 32
 Aaron Dotson 22
 Chris Bass 11
 Garrett Green 8
 Daron Populist 7
 Jalen Courtney 2
 Eddie Ludwig 2

CAREER ASSISTS

Chris Bass 202
 Andre Stringer 78
 Aaron Dotson 72
 Eddie Ludwig 39
 Ralston Turner 35
 Matt Derenbecker 32
 Storm Warren 27
 Garrett Green 22
 Daron Populist 19
 Malcolm White 9

CAREER BLOCKS

Storm Warren 89
 Malcolm White 35
 Garrett Green 27
 Aaron Dotson 19
 Chris Bass 7
 Eddie Ludwig 5
 Andre Stinger 4
 Ralston Turner 4
 Matt Derenbecker 1
 Jalen Courtney 1

CAREER STEALS

Storm Warren 73
 Chris Bass 43
 Andre Stringer 31
 Eddie Ludwig 31
 Garrett Green 29
 Aaron Dotson 25
 Matt Derenbecker 17
 Ralston Turner 13
 Malcolm White 10
 Daron Populist 1

2010-11 LSU Men's Basketball Roster

NO.	NAME	CL.	POS.	HT.	WT.	EXP.	HOMETOWN/LAST SCHOOL
3	Garrett Green	Jr.	F	6-11	230	2VL	Woodland Hills, Calif/Taft HS
4	Chris Bass	Jr.	G	6-1	185	2VL	Baton Rouge, La./Lee Academy (Ma.)
5	Malcolm White	Jr.	F	6-9	225	RS	Baton Rouge, La./Ole Miss
10	Andre Stringer	Fr.	G	5-9	170	HS	Jackson, Miss./Forest Hill HS
13	Eddie Ludwig	So.	F	6-9	215	1L	Metairie, La./Metairie Park Country Day
14	Jalen Courtney	Fr.	F	6-8	210	HS	Jackson, Miss./Provine HS
21	Matt Derenbecker	Fr.	G	6-7	185	HS	Metairie, La./Metairie Park Country Day
22	Ralston Turner	Fr.	G	6-6	193	HS	Muscle Shoals, Ala./Muscle Shoals HS
24	Storm Warren	Jr.	F	6-7	230	2L	Monroe, La./Richwood HS
25	Daron Populist	So.	G	5-10	170	1L	Slidell, La./Salmen HS
41**	Justin Hamilton	Jr.	C	6-11	260	TR	Alpine, Utah/Iowa State
45	Aaron Dotson	So.	G	6-4	205	1L	Seattle, Wash./Rainier Beach HS
55**	Andrew Del Piero	So.	C	7-2	286	RS	Austin, Texas/Westlake HS

**redshirt in 2010-11 after transferring from Iowa State; **redshirt in 2010-11

Head Coach: Trent Johnson (Boise State, '86), 3rd year at LSU

Assistant Coach: Donny Guerinoni (Nevada, '01), 3rd year at LSU

Assistant Coach: Lynn Nance (Washington, '65), 1st year at LSU

Assistant Coach: Brent Scott (Rice, '03), 3rd year at LSU

Director of Basketball Operations: Nick Robinson (Stanford, '05), 2nd year at LSU

Executive Asst. to Head Coach: Brittany Carvalhido (Oklahoma State, '05), 1st year LSU men, 3rd year at LSU

A High School Correction

We must make note that there is a mistake in the written media guide publications on the high school of LSU's Andre Stringer ... He is actually from **Forest HILL** High School in Jackson, Miss., not Forest Park as appears in the guide ... He is one of two players from Jackson as Jalen Courtney came to LSU from Provine High.

Transactions

Center Andrew Del Piero was redshirted prior to the beginning of the season ... Dennis Harris sprained his left ankle the week of the season opener ... Missed the first seven games, but returned against Central Michigan (12/11) ... Eddie Ludwig saw limited time in mid-December due to a cut on his head ... Dennis Harris was dismissed from the team on Jan. 7 because of violation of team rules ... Ralston Turner suffered a stress reaction in his right foot late in the Virginia game (1/2) and missed the first five league games ... Returned to play at Alabama (1/29) ... Storm Warren did not play vs. Virginia (1/2) with tendonitis in his right Achilles ... Played limited minutes in first four SEC games ... Held out of UT (1/26) and Alabama games (1/29) ... Matt Derenbecker suffered a first degree left ankle sprain late in first half, returned to play in second half vs. SC (2/2) ... Limited to just eight minutes against Miss. State (2/5) ... Started and scored 19 vs. Ole Miss (2/9) ... Jalen Courtney, right knee problem, DNP last six games.

The Numbers Game

Here are some of the important numbers with the LSU basketball program:

103 - This is the 103rd season of basketball at LSU.

33-4 - LSU record in Trent Johnson era when scoring at least 70 points.

6 -- Fewest points in a half LSU has allowed (1/8 first half at Auburn) ... Previous mark 9 vs. N. Carolina (12/4/82)

4-26 -- Arkansas win (1/12) marked the fourth time in the Trent Johnson era and the second time this season (Central Michigan the other - 12/11) that LSU has won when scoring less than 60 points.

7-1, 21-4 -- Record this season and Coach Johnson's tenure when LSU allows less than 60 points.

2-2 -- LSU record in overtime in Trent Johnson era (1-1 this year, C. Carolina, 12/13, McNeese 12/16)

5 -- Wins in the Trent Johnson era when LSU trailed both at 10 and 5 minute marks (last Central Michigan, 12/11)

1 -- First loss (at Ole Miss, 2/9) in 10 games this season when leading at the 10 and 5 minute marks.

1 -- One loss in Trent Johnson era when LSU scores at least 80 points (Aub, 1/20/10)

11 -- Number of career double doubles by Storm Warren (two this season)

2 -- Number of career double doubles this season and career for Malcolm White and Garrett Green.

28 -- No. of LSU players with 200 career assists (**Latest -- Chris Bass, went over 200 at Arkansas -2/12**)

10-0 -- Record when LSU shoots 50 percent or better in the Trent Johnson era (3-0 this year)

7 -- Number of times LSU has won when outrebounded in Trent Johnson era (7-30 record)

38-13 -- Record when LSU out rebounds opponent, but four losses this year (Nicholls, Memphis, Miss. State, Alabama).

44-6 -- Record when LSU out shoot opponents (10-2 this season).

8 -- Number of games starters Ralston Turner (5) and Storm Warren (3, 3 others limited minutes) missed with injuries.

1407 -- Number of LSU wins in program history (1,400 came 11/24 vs. Centenary)

6 -- Number of SEC titles LSU has won since 1980 (second most in SEC)

3 -- Number of SEC Championships won or shared since 2000 (2000, 2006, 2009)

10 -- Number of SEC championships LSU has won, second most in league.

Last Game - Florida 68, LSU 61 (February 20 -- Baton Rouge, La.)

The Tigers again showed improvement and though they didn't get the win, they turned the tide of a game that was heading in the wrong direction into a competitive second half for LSU against Florida ... The Gators, now tied for the league lead with Alabama, was able to take control of the game early, advancing to a 15-point, 40-25 halftime lead shooting 59.4 percent in the opening 20 minutes ... But in the second half, the Tigers made some adjustments that limited the Gators to just 26.1 percent from the field (6-of-23) while LSU was shooting 14-of-27 overall (51.9%) and 50 percent (4-of-8) from the arc ... LSU cut the game to six on two occasions in the final five minutes, and had the ball on the first occasions but couldn't get any closer.

Ralston Turner continued his good play for the Tigers, hitting 18 points with four assists as the only player in double figures for LSU ... LSU was out rebounded, 41-29, but did have a 13-12 positive assists to turnover ratio.

The Losses Have Come in Different Ways

LSU has been in the thick of five of the last six conference games, but the Florida game was different this past Sunday ... In the following games, LSU was able to stay ahead or even until late before trouble happened for LSU:

South Carolina - 2/2 - Down 13 with 7:23 to play, scores next nine to cut the game to four, 57-53, with 4:14 left ... Only able to add three free throws in 64-56 loss.

Miss. State - 2/5 - Up 57-54 with 3:23 to play on the second of back-to-back Andre Stringer treys, Tigers do not score again, lose 58-57.

At Ole Miss - 2/9 - Three by Ralston Turner tied game at 60-60 with 3:03 to play, Tigers do not score again, lose 66-60

Alabama - 2/17 - Battling the Western Division leaders down the stretch, Matt Derenbecker's trey with 4:01 to play makes Alabama lead just four, 60-56, with 4:01 to play ... Tigers do not score again, lose, 67-56.

But Florida was different Sunday - LSU was not able to get going and Florida was going strong, shooting 59.4 percent in the first half in building a 40-25 halftime advantage ... But LSU worked its way back into the game, cutting the game to six at 58-52 on a Turner jumper ... LSU would get the ball back after two Florida miss field goals but turned the ball over ... The Tigers also had it at six, 60-54, with 1:46 to play after a bucket by Daron Populist, but Florida held the Tigers off.

What Won For LSU

There was a similar look in the last three LSU victories against Southern (12/27), Auburn (1/8) and Arkansas (1/12):

Southern - 4-of-26 FG (15.4%), 1-of-5 3FG (20%), out rebounded by 4 ... LSU leads, 28-12

Auburn - 2-of-24 FG (8.3%), 1-of-8 3FG (12.5%), out rebounded by 12 ... LSU Leads, 32-6

Arkansas - 5-of-27 FG (18.5%), 1-of-9 3FG (11.1%), out rebounded by 16 ... LSU leads, 31-17

The three teams were a combined 11-of-77 (14.3%) from the field, 3-of-22 from three-point range and were out rebounded a combined 32 boards in the three games.

LSU's first half against Auburn (1/8), a combination of LSU defense and a bunch of Auburn missed shots that led to LSU's 32-6 advantage that sent researchers scrambling for the record books for fewest points in a first half in the shot clock era:

1. 5 - by California, vs. Notre Dame (21), 11-26-10

2. 6 - by Auburn, vs. LSU (32), 1-8-11

2. 6 - by Northwestern, vs. Illinois (30)

Savannah State scored just four points in the second half on Jan. 7, 2008 against Kansas State for the fewest points allowed in any half.

The LSU school record actually came in the pre-shot clock era of nine points scored by North Carolina on Dec. 4, 1982 ... In the shot clock era, the fewest points is the 10 Nicholls scored in the second half on Dec. 30, 2001 ... In an SEC game, the previous low LSU has surrendered is 14 by Alabama in the first half on Jan. 20, 1988.

Points A Plus For LSU

While in the grand scheme it didn't matter to the win or loss at Arkansas (2/12), LSU did show an ability to come out and play and score in the second half against the Razorbacks, scoring 39 points, one less than Arkansas ... That 39 points marked the first time LSU was over 30

CAREER DOUBLE-DOUBLES

STORM WARREN (11)

Game	Date	Pts	Reb
Alcorn State	11/20/08	11	11
ULM	11/13/09	15	12
Indiana State	11/16/09	14	12
Western Ky.	11/17/09	20	11
UL-Laf.	12/1/09	18	16
N'wesern st.	12/12/09	21	16
SE Louisiana	12/14/09	14	12
Nicholls	12/17/09	13	11
Auburn	1/20/10	17	11
UT-Martin	11/18/10	12	11
Houston	11/30/10	12	11

MALCOLM WHITE (2)

Game	Date	Pts	Reb
UT-Martin	11/18/10	12	15
Southern	12/27/10	16	11

GARRETT GREEN (1)

Game	Date	Pts	Reb
Wichita St	12/18/10	15	13
Arkansas	1/12/11	10	10

LSU Scoring Runs

5-0	29
6-0	22
7-0	12
8-0	5
9-0	6
10-0	5
11-0	2 (UTM, C. Mich)
12-0	
13-0	
14-0	1 (Centenary)
15-0	2 (Auburn, Auburn)

Opp. Scoring Runs

5-0	33
6-0	19
7-0	19
8-0	9
9-0	7
10-0	2
11-0	5 (C. Mich, Aub, Miss, Ala, Ark)
12-0	1 (Ole Miss)
13-0	1 (Rice)
14-0	1 (C. Carolina)
18-0	1 (Auburn)

COMPARING THE STATISTICS

Overall	LSU	MSU
Scoring Average	62.4	68.6
Opp. Scoring Average	65.3	69.3
Scoring Margin	-2.9	-0.7
FG Percentage	40.2	42.8
Opp. FG Percentage	40.7	41.7
3 PT FG Pct.	32.1	35.0
Opp. 3 PT FG Pct.	32.7	32.8
3FGs per Game	5.7	7.7
FT Percentage	65.9	71.8
Opp. FT Percentage	70.6	63.4
FT Made Per Game	13.7	14.3
Rebound Avg.	35.3	35.8
Opp. Rebound Avg.	36.2	37.3
Rebound Margin	-0.9	-1.5
Assists Average	11.4	12.0
Turnover Average	14.7	13.6
Blocks Average	3.7	4.2
Steals Average	6.0	5.5
--		
SEC Games Only	LSU	MSU
Scoring Average	55.2	68.2
Opp. Scoring Average	68.0	69.3
Scoring Margin	-12.7	-1.2
FG Percentage	38.0	44.3
Opp. FG Percentage	42.4	41.7
3 PT FG Pct.	26.3	36.0
Opp. 3 PT FG Pct.	36.5	33.1
3FGs per Game	4.7	7.8
FT Percentage	63.2	73.2
Opp. FT Percentage	74.7	62.4
FT Made Per Game	10.6	13.9
Rebound Avg.	33.2	34.6
Opp. Rebound Avg.	37.2	37.1
Rebound Margin	-4.1	-2.5
Assists Average	10.5	12.3
Turnover Average	15.2	14.3
Blocks Average	3.3	3.8
Steals Average	5.3	5.7

points in a second half since the Dec. 29 game at Rice ... The Tigers also had a good scoring second half against the Gators Sunday, outscoring Florida, 36-28, over the final 20 minutes.

O'Bryant To Play In McDonald's Game, March 30; Also Now in Jordan Game, April 16

LSU men's basketball signee Johnny O'Bryant of East Side HS in Cleveland, Miss., was named to the East squad for the 2011 McDonald's All-American game, set for March 30 at the United Center in Chicago ... O'Bryant, 6-10 and 260, signed with LSU and Coach Trent Johnson during the fall 2010 signing period and will join the Tigers for the 2011-12 basketball season ... The announcement was made on ESPNU on Thursday afternoon. O'Bryant is ranked 30th on the ESPNU 150 and the seventh-ranked power forward. He is averaging 19.2 points per game, 14.7 rebounds per game and 6.2 blocks per contest for East Side.

Of O'Bryant, Paul Biancardi of ESPNU Recruiting said: "O'Bryant is a true post player whose powerful body and strength allow him to carve out position in the paint. He also has strong hands to rebound and soft hands to score inside."

David Telep, ESPN.com's senior basketball recruiting analyst said: He'll be remembered for his size and overall athletic ability. On dozens of occasions at major national events, O'Bryant would complete a spin move or knock down a jumper. The move would defy his size but demonstrate his physical gifts.

On Feb. 19, O'Bryant was named to the rosters for the 2011 Jordan Brand Classic, scheduled for April 16 in Charlotte, N.C. That game will be televised by ESPN2.

About Mississippi State, The Series

Mississippi State moved its record to 6-6 in the SEC West and a game up for the second place bye with its 71-58 win over Ole Miss on Saturday at Starkville ... Renardo Sidney had a double double with 22 points and 12 rebounds, and Dee Bost posted nine assists on the afternoon as State moved to 11-4 at home this season.

In the first meeting between LSU and Mississippi State, the Tigers had a 57-54 lead, but State was able to rally to take the lead with two minutes to play, 58-57, and that was how the game ended as LSU was unable to get a shot up in the final two minutes ... Andre Stringer led LSU with 15 points, while Aaron Dotson had 10 ... Renardo Sidney led State with 16 points and 11 rebounds, while Riley Benock had 12 and Kodi Augustus 10.

The series shows LSU with a 103-96 advantage as the teams will meet for the 200th time Wednesday in Starkville ... State has a plus-20 advantage in games played in Starkville and Rick Stansbury is 17-11 in games against LSU.

Rick Stansbury is in his 13th year as the head coach of the Bulldogs.

Season 40 At PMAC

It was the 1971-72 season that the first game was played in the then LSU Assembly Center, although the Tigers had to open on the road for the first five games before returning home to open the building on Jan. 3, 1972 against Vanderbilt, an 80-73 loss. The Tigers got their first win in the building on Jan. 6, 1972 against Georgetown, 90-71.

LSU is 461-162 all-time in the building and 214-126 in SEC home games in the PMAC ... Trent Johnson is 10-12 in his career in SEC home games ... LSU is 8-8 overall home, 1-5 in league play.

On The Road

The win by the Tigers at South Alabama on Nov. 28 marked the first win on an opponent's home court since the Tigers beat Kentucky on Feb. 28, 2009 ... Between home and neutral courts a year ago, LSU was 0-13, compared to the championship year of 2009 when LSU was 8-6, including 6-3 in SEC play ... LSU's win at Auburn (1/8) was its second road win of the year ... In program history, LSU is 402-576 on opponent's home courts ... Trent Johnson is 8-19 in true road games and 10-29 in all games away from the Maravich Center ... LSU is 2-6 in road games this year, 2-8 in all games away from the PMAC.

LSU Second In SEC Titles Over Last 30 Years

LSU has won 10 Southeastern Conference titles in its first 102 seasons and six of those have come since the 1980-81 season, which is second only to the 12 that Kentucky has won during that time period. Florida is third with four. Tennessee (3), Mississippi State (2), Alabama (2) and Arkansas (2) are the only ones with multiple conference regular season titles in that time period.

Shooting The Ball

LSU has now shot over 40 percent in SEC play for the last four games - shooting 43.5 percent for games at Ole Miss, at Arkansas and home versus Alabama and Florida after shooting just 35.4 percent overall in the first eight SEC games ... Prior to the last four games, there was a bad streak in which LSU had only shot 40 percent from the field once since Dec. 16 through Feb. 5 ... For the season, LSU is shooting 40.2 percent and 38.0 percent in league games ... LSU is 11th in overall field goal percentage in the SEC and sixth in field goal percentage defense (40.7%).

Three times this season, LSU has been able to shoot at least 50 percent from the field

(against Northwestern State, 11/12; at South Alabama, 11/28; and, Houston, 11/30) ... The Tigers are 3-0 this year and 10-0 since Trent Johnson's LSU tenure began when the team shoots 50 percent or better.

The Northwestern State game (24-of-40, 60 percent) marked the first time LSU shot 60 percent from the field since shooting 63.6 percent against Grambling State on Dec. 13, 2008.

The Arc

With its three treys in the Arkansas game (2/12), LSU surpassed the 141 treys it made a year ago which was the lowest total of three-point makes since 1988 ... LSU is now this year at 153-of-476 and on a pace to be around 170 by year's end ... Last year, LSU made 4.5 threes a game, compared to 5.7 a game this year ... LSU posted the majority of its numbers in the non-conference schedule as its league total is only 56-of-213 or 26.3 percent in league games.

Andre Stringer is the team leader in threes at 50, with Ralston Turner making 43 and Matt Derenbecker 32 ... The three freshmen have combined to make 81.7 percent of LSU's three-pointers (125-of-386).

The South Alabama game, with LSU making 70.6 percent, marked the first time LSU had hit 70 percent in a game since Jan. 7, 1989 when LSU was 7-of-9 from the three-point line against Auburn (77.8 percent) ... Twice this season at South Alabama and at Rice, LSU has made 12 treys.

The Free Throws

LSU's season percentage is now at 65.9 percent (369-560) for the season ... LSU averaged 70 percent from the stripe in the first eight games of the season, but in the SEC games is 127-of-201 (63.2 percent), which is up from 55.9 percent prior to the first Ole Miss game (1/22) ... The Tigers were just 17-of-30 for the week at the line ... LSU has shot under 60 percent at the line in seven SEC games.

Eddie Ludwig still leads the team at 76.4 percent (42-55), with Andre Stringer at 75.8 percent (91-120), Matt Derenbecker 73.1 percent (19-26) and Aaron Dotson at 71.6 percent (63-of-88).

Player Efficiency Quota

Like the quarterback ratings in the NFL, the NBA uses an efficiency scale to determine its top players ... It's the plus or minus number coaches look at when determining the success of a player's game night ... The quotient is based on a plus-minus + total of: (Points + Rebounds + Assists + Steals + Blocks) minus ((Field Goal Attempts - Field Goals Made) + (Free Throw Attempts - Free Throws Made) + Turnovers) ... Here is what the crack research staff at LSU came up with when applying the formula to some of the LSU players and their season efficiency quota average coming into Wednesday's game:

Storm Warren - +9.4, unchanged
Andre Stringer - + 8.4, down 0.1
Malcolm White -- +9.0, unchanged
Ralston Turner -- +7.8, plus 0.2
Garrett Green -- +7.4, down 0.2
Aaron Dotson -- +6.2, unchanged
Matt Derenbecker -- +5.8, plus 0.1
Eddie Ludwig -- +5.1, down 0.2
Chris Bass -- +3.0, down 0.3

The figure also comes into played in individual game totals and here are some of the best this year -- +25, Aaron Dotson vs. Memphis (11/21); +24, Storm Warren vs. Houston (11/3); +22, Andre Stringer, South Alabama (11/28); +22, Garrett Green, Wichita State (12/18); +22 Malcolm White, Southern (12/27) ... Garrett Green in the Auburn game (1/8) with his 18 points, five rebounds, an assist, a block and a steal, finished at +21 ... Matt Derenbecker was +19 in the contest.

Aaron Dotson

A knee injury at Rainier Beach HS caused him to miss most of his senior season after signing with LSU and it shook his confidence as a college freshman ... Against Northwestern State (11/12), Dotson hit 5-of-5 field goals (one of only two players in the SEC to be perfect from the field on opening night) and scored 17 points in 27 minutes of play ... Against UT-Martin, Dotson hit 4-of-8 field goal attempts and 5-of-6 at the line to get 13 points and six rebounds in 19 minutes ... Against Memphis (11/21), Dotson scored 12 points and had one of the rare four-point plays with a long three-pointer and a free throw ... Dotson has been in double figures twice in SEC play at Kentucky (1/15) and vs. Mississippi State (2/5) with 10 points each ... He is averaging 6.6 points per game, compared to his freshman average of 3.2 points a season ago ... Dotson has doubled his three-pointers this season (7 to 16) and upped his three-point percentage from 15.2 percent a year ago to 36.4 percent.

TIGER TRENDS

LSU RECORD...	10-11	COACH J.ERA
In November	5-2	13-4
In December	3-4	14-7
In January	2-5	9-16
In February	0-6	9-13
In March		3-5
In April		
LSU vs. AP Ranked Opponents		
At home	0-1	0-5
On the road	0-1	0-2
Neutral	0-1	1-3
LSU's Record in Games...		
Decided by 5 pts or less	2-2	11-7
Decided by 10 pts or less	4-9	19-23
Decided by 11 pts or more	6-8	29-22
At night	9-11	36-26
During the day	1-6	12-19
Decided in Overtime	1-1	2-2
Televised	7-15	26-41
LSU's Record When Scoring...		
Less than 60 points	2-10	4-28
60-69 points	2-7	11-13
70-79 points	4-0	17-3
80-89 points	2-0	12-1
90-99 points		4-0
100 or more points		
LSU's Record When Allowing...		
Less than 60 points	7-1	21-4
60-69 points	2-6	19-14
70-79 points	1-8	7-23
80-89 points	0-2	0-9
90-99 points		1-1
100 or more points		
LSU's Record When...		
Leading at the half	10-4	38-12
Losing at the half	0-13	7-34
Tied at the half		3-2
Lead 10 minutes left	9-1	41-4
Losing 10 minutes left	1-16	5-40
Tied 10 minutes left		2-1
Lead 5 minutes left	9-1	42-2
Losing 5 minutes left	1-15	5-42
Tied 5 minutes left	0-1	1-1
LSU's Record When Shooting...		
50% or higher	3-0	10-0
Less than 50%	7-17	38-45
Better than opponent	10-2	44-6
Worse than opponent	0-15	4-39
Even Shooting		
More 3PT FGs than opp.	3-7	19-11
LSU's Record When...		
Outrebounding opp.	9-4	39-13
Outrebounded by opp.	1-13	7-31
Equal rebounds		2-1
LSU's Record When Committing...		
Fewer TO than opp.	3-6	26-17
More TO than opp.	7-9	18-23
Equal TO	0-2	4-5
15 or fewer TO	6-10	32-33

TRENT JOHNSON ERA INDIVIDUAL SUPERLATIVES

Points

1. 41 Tasmin Mitchell - at Miss. St. (2-11-09)
2. 38 Tasmin Mitchell - vs. Aub. (1-20-10)
3. 33 Marcus Thornton - vs. SE La (1-3-09)
4. 32 Marcus Thornton - vs. Fla. (2-24-09)
5. 31 Marcus Thornton - vs. Miss. St. (1-21-09)
6. 30 Marcus Thornton - 3 times
6. 30 Tasmin Mitchell - vs. SC (1-14-09)

FG Made

1. 15 Tasmin Mitchell - vs. Aub (1-20-10)
2. 12 Tasmin Mitchell - at Miss. St. (2-11-09)
2. 12 Tasmin Mitchell - at Georgia (2-4-09)
4. 11 Tasmin Mitchell - vs. Nicholls (12-17-09)
4. 11 Marcus Thornton - 3 times

3FG Made

1. 6 Marcus Thornton - vs. Florida (2/24/09)
- 2. 5 Matt Derenbecker - at Ole Miss (2/9/11)**
- 2. 5 Ralston Turner - vs. Wichita (12/18/10)**
2. 5 Marcus Thornton - twice
2. 5 Bo Spencer - twice
- 8. 4 Andre Stringer - five times**
- 8. 4 Aaron Dotson - at S. Alabama (11/28/10)**
- 8. 4 Ralston Turner - at Rice (12/29/10)**
8. 4 15 other times

FT Made

1. 15 - Tasmin Mitchell - vs. Miss. St (2-11-09)
2. 12 - Marcus Thornton - Auburn (2-21-09)
- 3. 11 - Andre Stringer - vs. Houston (11/30/10)**
3. 11 - Tasmin Mitchell - NW State (12-12-09)
5. 10 - Marcus Thornton - Florida (2-24-09)
5. 10 - Tasmin Mitchell twice

Rebounds

1. 18 Tasmin Mitchell - vs. SE La. (12-14-09)
2. 17 Tasmin Mitchell - vs. Tennessee (2-4-10)
- 3. 16 Storm Warren - vs. NW State (12/12/09)**
- 3. 16 Storm Warren - vs. UL-Laf (12-1-09)**
- 5. 15 Malcolm White - vs. UT-Martin (11/18/10)**
5. 15 Tasmin Mitchell - Cal St Full (12/2/08)

Assists

1. 9 Garrett Temple - vs. Ole Miss (2/14/09)
1. 9 Garrett Temple - vs. Ole Miss (1/17/09)
- 3. 8 Chris Bass -- at Rice (12/29/10)**
- 4. 7 Andre Stringer -- vs. Arkansas (1/12/11)**
4. 7 Garrett Temple - vs. Cal St Full (12/2/08)
5. 6 Bo Spencer - vs. Florida (2/24/09)
5. 6 Garrett Temple - 4 times
5. 6 Chris Bass - 4 times

Blocks

1. 7 Chris Johnson - vs. Arkansas (1/31/09)
- 2. 6 Malcolm White -- at Alabama (1/29/11)**
2. 6 Chris Johnson - twice
5. 5 Chris Johnson - Nicholls State (12/17/08)

Steals

1. 7 Marcus Thornton - vs. Arkansas (2/18/09)
2. 6 Tasmin Mitchell - vs. UL-Laf (12/31/08)
2. 6 Garrett Temple - twice
5. 5 Tasmin Mitchell - vs. Kentucky (2/28/09)
5. 5 Garrett Temple - vs. Xavier (1/24/09)
5. 5 Bo Spencer - vs. S. Carolina (1/14/09)
5. 5 Storm Warren - vs. Arkansas (2/24/10)
5. 5 Chris Bass - NW State (11/12/10)

Chris Bass Turning Assist Numbers

The junior, whose brother Brandon, was 2005 SEC Player of the Year and plays now for the NBA Orlando Magic, last year was one of the tops in the SEC in assist-to-turnover ratio with 97 assists and just 38 turnovers ... Only in four games this year has he not had an equal or positive assist-to-turnover ratio and had the best game of his career at Rice (12/29) when he had eight assists and just one turnover in 24 minutes of play ... For Bass, it marked the first eight assist game for an LSU player since Garrett Temple had nine in 2009.

Bass now has 64 assists and 39 turnovers for the season ... In his career, Bass has hit the 200 assist mark (204) and 91 turnovers (career 2.2 assist-to-turnover ratio) ... Now that he is at 200 assists, he is the 28th player in LSU basketball history to record 200 career assists.

Andre Stringer

The freshman from Jackson had a unique streak of being the Tigers top scorer in each of the first six games and double figures for the first seven ... He is second on the team in scoring at 11.7 points per game ... He had his third best scoring game of the season of 19 against South Carolina (2/2) and followed it up with a 15-point effort against Mississippi State (2/5) ... He has made four treys in a game five times and has 50 for the season (50-of-162), 30.9 percent ... Stringer has been compared to Darrel Mitchell, the point guard who could also shoot the three in 2006 when LSU went to the NCAA Final Four ... Against Arkansas (1/12), Stringer had seven assists and just two turnovers ... Stringer broke an 0-9 three-game string from the arc, hitting two treys against Florida Sunday.

Ralston Turner

Turner's delayed SEC start has been a work in progress as he gets his rhythm and conditioning back after missing the first five league games with a stress reaction in his right foot suffered in the Jan. 2 UVA game ... But in the last four games, the old Turner is returning:

At Ole Miss (2/9) - 16 points, 3 treys, 37 minutes

At Arkansas (2/12) - 10 points, 3 assists, 31 minutes

Vs. Alabama (2/17) - 17 pts, 2 treys, 1 assist, 35 minutes

Vs. Florida (2/20) - 18 pts, 2 treys, 4 assists, 35 minutes

Over the three games Turner is 23-of-50 from the field with 61 points, 10 rebounds and 11 assists.

The freshman had the best game by any LSU player this season against McNeese State (12/16), scoring 23 points ... But what he did against Wichita (12/18) may have been even more impressive as he scored all 21 points in the second half to lead LSU to a rally from 17 down in the first half to take the lead ... He became the first player this season to post back-to-back 20-plus point games and he had five treys in the game, tied for the second most by a player in the Trent Johnson era at LSU ... He is the leader on the team in overall scoring average at 12.7 points per game and the last four games has brought his SEC average for his seven league games to 10.6 a contest ... He also became the first Tiger in almost a year to play more than 40 minutes, playing 41 in the overtime contest with McNeese ... Turner started the first 15 games for LSU, and all 22 he has played in.

Freshman Scoring

Turner and Stringer are leading the freshman scoring group for the team that has accounted for over 47 percent of the scoring and 40 of LSU's 66 double figure scoring games this season (Stringer 16, Turner 15, Matt Derenbecker 9) ... Also LSU is one of three teams in the league with a freshman as leading scorer and one of two teams with multiple freshman on the top of the scoring chart for the team ... LSU has Turner and Stringer, while Kentucky has three freshmen (Jones, Knight and Lamb) ... South Carolina has freshman Bruce Ellington leading the Gamecocks in scoring ... Alabama's Trevor Releford is third in scoring for the Tide and Tobias Harris of UT is second in scoring.

Turner is sixth in league freshman scoring and one of seven freshmen to have averaged double figures in league play.

Tigers Very Young, According to Pomeroy

This team with no seniors is one of the youngest in Division I basketball this year, ranked 327th youngest of 345 teams, according to the latest rankings of Ken Pomeroy at kenpom.com ... In fact, LSU is ranked youngest in the SEC. just ahead of South Carolina at 324.

Storm Warren

The veteran member returned to the starting lineup for the first time since the Dec. 27 Southern game at Ole Miss (2/9), scoring 10 points with two blocks in 20 minutes ... He had played in 48 consecutive games dating back to the end of the 2009 regular season until missing the game at Virginia (1/2) ... He had his second double double of the season at home against

Houston (11/30) with 12 points and 11 rebounds ... Warren had his fourth double figure game against North Texas, hitting 5-of-11 shots for 10 points ... He now has 11 career double doubles ... The other came against UT-Martin (11/18) when he also had 12 points and 11 rebounds ... He had one of his double doubles as a freshman, eight last season and now two as a junior ... He was two off his career high in boards when he pulled down 14 against Nicholls State (11/16) ... He is averaging a team best 5.6 rebounds a game this season and 6.1 points per game.

Malcolm White

White became the 38th player in LSU history to grab at least 15 rebounds in a game, hitting that number against UTM (11/18) in recording his first collegiate double double ... White, who played at Ole Miss for two seasons, before transferring and sitting out last year under NCAA transfer rules, had 12 points, 15 rebounds and three blocks in 31 minutes ... White came off the bench for the first time at LSU against Southern (12/27) with 15 points and 11 rebounds ... He is averaging 8.4 points (third on the team) and 5.5 rebounds a game with his fourth double figure rebound game at Ole Miss (2/9) with 11 ... At Alabama (1/29), he recorded six blocks, the most since Chris Johnson blocked six in January 2009 and in the rematch against Alabama (2/17) had his best SEC scoring game with 14 points on 6-of-13 shooting ... He has had 12 double figure scoring games this year.

Garrett Green

Green is probably the healthiest he has been at LSU fighting back problems all through his career ... Twice after scoring eight points off the bench against Memphis (11/21) and Centenary (11/24), he came back and just missed his first double digit scoring game with nine points in 20 minutes against Coastal Carolina (12/13) ... But starting with the Wichita (12/18) game, things have come up good for Green as he recorded career highs in minutes, points and rebounds to record his first double double with 15 points and 13 rebounds ... The consistency Coach Johnson wanted to see may have shown through as he now, after recording his second double double against Arkansas (1/12) with 10 points and 10 rebounds, the junior missed out on a third double double with 12-points, nine rebound s versus South Carolina (2/2) ... Green is now averaging 6.5 points for the season and 5.3 rebounds after scoring 10 points with seven boards, two assists and no turnovers in 28 minutes against Alabama.

Comparing seasons, Green played 320 minutes in 30 games last year and already has 501 minutes this season ... Green was 8-of-27 from the line last year, this year 29-of-63 ... From the field he shot 33.8 percent last year, 43.6 percent this year ... He has doubled his rebound average from 2.5 to 5.3 and after scoring 108 points in his first two seasons combined, Green has posted 176 points this year.

Matt Derenbecker

The freshman all-state player from Metairie Park Country Day stepped into the starting line-up for LSU at Auburn (1/8) and in his first college start, played 39 minutes, hitting 6-of-12 field goals, including three treys to finish with 15 points and 8 rebounds ... He followed that up in the Arkansas game (1/12) with another double figure start with 12 points and eight boards in 38 minutes ... His 19-point game of at Ole Miss (2/9) that included a co-team season high five treys ... Derenbecker is averaging 6.9 points per game ... In the league, he is averaging 9.5 points a game, second best on the team.

Eddie Ludwig

Ludwig is the team's best free throw shooter, averaging 76.4 percent with only 13 misses in 55 tries ... He is averaging 3.7 points per game and 3.1 rebounds a contest ... In league play, Ludwig is averaging 4.6 points per game.

Daron Populist

The second-year walk-on has been getting more play as of late and Populist proved to be his usual unflappable self when he played 11 minutes versus Florida, scoring two points with two rebounds and three assists ... Even better, no turnovers ... Populist has played as many games as a year ago, 16, and is averaging 0.8 points a game.

Six Former Tigers Playing In NBA This Season

The number of former Tigers grew from six to eight when in late January both Chris Johnson (Portland) and Garrett Temple (Milwaukee) signed 10-day contracts in the league ... Johnson returned to the D-League after one 10-day string, while Temple has signed a second 10-day contract ... Temple was released after his second contract but did play in the D-League All-Star game this past weekend in Los Angeles, scoring nine points in 19 minutes for the East. Here is the present list:

SCORING BREAKDOWN					
CLASS	PTS	PCT.			
Freshmen	802	47.6			
Sophomores	289	17.2			
Juniors	593	35.2			
SCORING	PTS	PCT.			
Starters	1235	73.3			
Bench	449	26.7			
POINTS IN PAINT	PTS	APG			
LSU	588	21.8			
Opponents	725	26.8			
POINTS OFF TO	PTS	APG			
LSU	316	11.7			
Opponents	430	15.9			
SECOND CHANCE POINTS	PTS	APG			
LSU	283	10.5			
Opponents	274	10.1			
BENCH SCORING	PTS	APG			
LSU	449	16.6			
Opponents	506	18.7			
FT% LAST 5 MINUTES (SEC Games)		PCT			
LSU (26-46, 56.5%)	95-144	66.0			
Opponents (44-54, 81.5%)	123-163	75.5			
FG% LAST 5 MINUTES (SEC Games)		PCT			
LSU (28-72, 38.9%)	82-184	44.6			
Opponents (30-78, 38.5%)	81-187	43.3			
3FG% LAST 5 MINUTES (SEC Games)		PCT			
LSU (7-23, 30.4%)	22-71	31.0			
Opponents (5-24, 20.8%)	20-65	30.8			
W-L RECORDS OF STARTING LINEUPS (G, G, F, F, F or G,G,G,F,F)					
1-1 -- Bass, Turner, Dotson, White, Warren					
6-4 -- Stringer, Turner, Dotson, White, Warren					
1-0 -- Stringer, Turner, Dotson, Green, Warren					
2-1 -- Stringer, Derenbecker, Dotson, White, Ludwig					
0-2 -- Stringer, Turner, Dotson, White, Green					
0-2 -- Stringer, Turner, Dotson, White, Ludwig					
0-1 -- Stringer, Derenbecker, Dotson, White, Green					
0-1 -- Stringer, Derenbecker, Turner, White, Ludwig					
0-1 -- Stringer, Derenbecker, Turner, White, Green					
0-4 -- Stringer, Derenbecker, Turner, White, Warren					
LEADING SCORERS -- Stringer 11, Turner 6, Derenbecker 5, White 4, Green 3,					
LEADING REBOUNDERS -- Green 7, Warren 8, White 6, Turner 2, Ludwig 3, Derenbecker 2					
LEADING ASSISTS -- Stringer 14, Bass 11, Dotson 7, Ludwig 3, Turner 3, Derenbecker 1, Green 1					
TOTAL DUNKS -- White 19, Green 10, Warren 8, Dotson 3, Turner 3, Courtney 1, Bass 1.					
DOUBLE FIGURE SCORING GAMES -- Stringer 16, Turner 15, White 12, Green 8, Derenbecker 9, Dotson 6, Warren 5, Ludwig 1.					
DOUBLE DOUBLE -- Warren 2, White 2, Green 2					
PLAYERS SCORING IN DOUBLE FIGURES BY GAME					
0	1	2	3	4	5 or more
	2	11	10	3	1

STREAKING...

Consecutive Games in Double Figures...

Ralston Turner 4

Consecutive Games Without Fouling Out...

Chris Bass 40
Daron Populist 32
Matt Derenbecker 27
Jalen Courtney 16
Aaron Dotson 13
Andre Stringer 13
Eddie Ludwig 13
Malcolm White 6
Ralston Turner 5
Garrett Green 4
Storm Warren 3

Consecutive Gms. 3PT FG

Ralston Turner 5
Matt Derenbecker 4
Andre Stringer 1

Consecutive Games Scored in

Andre Stringer 27
Ralston Turner 22
Malcolm White 9
Storm Warren 5
Matt Derenbecker 4
Daron Populist 3
Aaron Dotson 3
Garrett Green 3
Eddie Ludwig 1

Consecutive Games Started

Andre Stringer 25
Malcolm White 14
Ralston Turner 7
Storm Warren 4
Matt Derenbecker 4

Brandon Bass, Orlando Magic – 2nd season with Orlando, sixth in NBA
Glen Davis, Boston Celtics – 4th season with Boston
Shaquille O’Neal, Boston Celtics – 1st season with Boston, 19th in the NBA
Anthony Randolph, New York Knicks – 1st season with Knicks, 3rd in the NBA
Tyrus Thomas, Charlotte Bobcats – 1st full season with Charlotte, fifth in NBA
Marcus Thornton, New Orleans Hornets – 2nd season with Hornets

The NBA D-League features former LSU point guard Randy Livingston in his first season as the head coach of the Idaho Stampede. Rookie Tasmin Mitchell and now Garrett Temple are playing for the Erie Bayhawks, while Darnell Lazare is on the roster of the Maine Red Claws. Lazare was a member of the 2006 Final Four team. Chris Johnson is back on the roster for the Dakota Wizard and Temple, who started the season with the Spurs, was playing with Mitchell at Erie ... Ronald Dupree, who had a short stint with Toronto earlier in the season, has joined the Utah Flash.

LSU Adds Two Important Signees During Early Signing Period; One Redshirt Waits To Play

Coach Trent Johnson signed two players in the early signing period and has one redshirt waiting to join the team for the 2011-12 men’s basketball campaign.

The players are John Isaac, a 6-4, 215-pound guard from New Llano, La., who attends Pickering High School; and, Johnny O’Bryant, a 6-9, 245-pound power forward from Cleveland, Miss., and East Side HS.

“It is a good day for Tiger basketball,” said Coach Johnson. “Obviously, these are two quality young men who happen to be very, very good basketball players. They fit into the direction in which our program is headed, and that means playing elite level college basketball.”

Isaac missed all of last season with a torn left ACL, but as a sophomore he averaged a double double with 18.5 points and 11.5 rebounds. He shot 59 percent from the field and averaged 8.6 assists and 1.8 steals. He was First-Team All-District that year in his fourth season of varsity competition for Pickering. He has been a starter on the Pickering varsity since the seventh grade.

O’Bryant is the nation’s No. 6 ranked power forward by ESPNU (21st overall in the country) and the No. 8 power forward and nation’s 38th player overall according to Rivals.com.

He averaged 15 points and 7.2 rebounds last season as a junior as East reached the Class 3A semifinals. Two years ago, O’Bryant was a member of the USA Basketball U16 team that captured gold in Mendoza, Argentina at the FIBA Americans Championship and followed that up with another gold medal in Hamburg, Germany with the U17 national team.

Also, it should be remembered that also waiting to play for LSU in the 2011-12 season is 6-11 center Justin Hamilton, a transfer after playing for two years at Iowa State ... He is practicing with the team this year.

Next Up – Tigers Back Home For Fan Appreciation Day Saturday Versus Vanderbilt

The Tigers salute their fans Saturday when LSU hosts Vanderbilt in a 12:47 p.m. game televised by the SEC Network ... It will be Fan Appreciation Day with a pre-game concert outside the Maravich Center in the plaza and lots of in-game promotions ... Tickets are available online for the game for just \$5 at LSUtix.net.



Garrett Green

Forward * 6-11 * 230 * Junior * 2L * Woodland Hills, Calif. (Taft HS)

3

Top Performances

Points

Season:	18, at Auburn, 1/8/11
Career:	18, at Auburn, 1/8/11

Rebounds

Season:	13, vs. Wichita St., 12/18/10
Career:	13, vs. Wichita St., 12/18/10

Field Goals Made

Season:	9, at Auburn, 1/8/11
Career:	9, at Auburn, 1/8/11

3 PT FG Made

Season:	2, at Kentucky, 1/15/11
Career:	2, at Kentucky, 1/15/11

Free Throws Made

Season:	8, twice
Career:	8, twice

Assists

Season:	1, six times
Career:	3, at Florida, 1/16/10

Blocks

Season:	2, twice
Career:	2, four times

Steals

Season:	3, vs. Centenary, 11/24/10
Career:	3, twice

Minutes Played

Season:	34, vs. Arkansas, 1/12/11
Career:	34, vs. Arkansas, 1/12/11

Top Career Scoring Games

- 18 -- at Auburn, 1/8/11
- 15 -- vs. Wichita State, 12/18/10
- 13 -- at Kentucky, 1/15/11
- 12 -- vs. South Carolina, 2/2/11
- 12 -- at Virginia, 1/2/11
- 10 -- vs. Alabama, 2/17/11
- 10 -- vs. Arkansas, 1/12/11
- 10 -- vs. North Texas, 12/22/10
- 9 -- vs. Coastal Carolina, 12/13/10
- 8 -- three times

2008 SEC Freshman Academic Honor Roll

Junior Season (2010-11)

Had a career high of eight against Memphis (11/21) ... Equaled career high in points and set career high in rebounds against Centenary (11/24) ... Career high of nine points on 4-of-6 shooting and two blocks against Coastal Carolina (12/13) ... Had first career double-double and high marks in points, rebounds, minutes played against Wichita (12/18) ... Made it back-to-back double figure games against North Texas (12/22) ... Made his first start of the season vs. Southern (12/27) ... Started against Rice as well (12/29) ... Came off the bench to hit 6-of-9 field goals at Virginia (1/2) and post his third double figure game of 12 points ... Again off the bench was a big factor in first conference game win at Auburn with 18 points on 9-of-11 field goal shooting ... Green had his second double double of his career and his fifth double figure game in the last seven, with 10 pts-10 rebs against Arkansas (1/12) ... Made it four straight double figure games with 13 points and nine boards at Kentucky (1/15) ... Had fifth double figure game in league play vs. Alabama (2/17) with 10 points on 4-of-6 shooting in 28 minutes off bench


Green's Game-by-Game Statistics

2010-11

OPPONENT	MIN	FG	3FG	FT	REB	PF/D	A	TO	BLK	STL	PTS
Northwestern State	11	1-1	0-0	0-0	6	2-0	0	1	0	0	2
Nicholls	5	0-1	0-0	0-2	4	1-0	1	0	0	0	0
Tennessee-Martin	5	1-2	0-0	1-2	3	1-0	0	1	0	1	3
Memphis (Tupelo)	13	4-7	0-0	0-1	4	5-1	0	0	1	1	8
Centenary	16	4-9	0-1	0-2	9	1-0	0	0	0	3	8
at South Alabama	11	0-3	0-0	0-0	5	3-0	0	3	0	1	0
Houston	14	1-6	0-1	2-4	5	2-0	0	2	0	1	4
Central Michigan	6	1-1	0-0	0-0	3	0-0	0	0	0	0	2
Coastal Carolina	20	4-6	0-0	1-3	4	1-0	0	0	2	0	9
McNeese State	14	1-4	1-1	0-0	3	2-0	1	0	0	0	3
Wichita St. (Bossier)	33	3-7	1-1	8-12	13	3-0	0	1	2	1	15
North Texas	16	5-10	0-0	0-0	5	4-0	1	3	0	1	10
Southern	15	1-6	0-0	1-2	4	3-0	0	2	1	0	3
at Rice	12	2-5	0-0	0-0	3	3-0	0	0	0	1	4
at Virginia	27	6-9	0-1	0-2	5	2-0	0	3	1	1	12
at Auburn	28	9-11	0-0	0-0	5	3-0	1	3	1	1	18
Arkansas	34	4-10	0-2	2-7	10	3-0	1	1	1	1	10
at Kentucky	26	5-16	2-5	1-2	9	4-0	0	2	1	0	13
Ole Miss	32	2-8	0-2	1-4	1	2-0	0	0	1	1	5
at Tennessee	25	3-8	0-1	0-0	3	2-0	0	2	0	0	6
at Alabama	24	3-9	0-0	0-2	5	2-0	1	4	0	0	6
South Carolina	28	2-3	0-1	8-11	9	1-0	0	0	0	1	12
Mississippi State	25	3-8	1-2	1-2	8	5-1	1	0	0	1	8
at Ole Miss	15	0-1	0-0	0-0	3	2-0	1	2	1	0	0
at Arkansas	6	2-4	0-0	0-0	3	3-0	0	2	0	0	4
Alabama	28	4-6	0-1	2-3	7	3-0	2	0	0	0	10
Florida	12	0-2	0-0	1-2	4	2-0	0	0	0	0	1
at Miss. State											
Vanderbilt											
at Georgia											
Auburn											
SEC Tournament											

Garrett Green's Career Stats

YEAR	GP-GS	MIN/AVG	FG-FGA	PCT.	3FG-FGA	PCT.	FT-FTA	PCT.	REB-AVG	PF-FO	AST	TO	BLK	STL	PTS-AVG.
07-08	25-1	241-9.6	20-47	.426	2-5	.400	3-7	.429	40-1.6	41-1	3	11	5	1	45-1.6
08-09	Redshirt														
09-10	30-11	320-10.7	27-80	.338	1-4	.250	8-27	.296	74-2.5	51-1	9	30	10	12	63-2.1
10-11	27-5	501-18.6	71-163	.436	5-19	.263	29-63	.460	143-5.3	65-2	10	32	12	16	176-6.5
Totals	82-17	1062-13.0	118-290	.407	8-28	.286	40-97	.412	257-3.1	157-4	22	73	27	29	284-3.5



Chris Bass

Guard * 6-1 * 185 * Junior * 2L *Baton Rouge, La. (Lee Academy Prep)

4

Top Performances

Points
 Season: 6, vs. Central Mich., 12/11/10
 Career: 7, twice

Rebounds
 Season: 5, twice
 Career: 8, vs. Grambling, 12/13/08

Field Goals Made
 Season: 2, four times
 Career: 3, three times

3 PT FG Made
 Season: 1, twice
 Career: 2, twice

Free Throws Made
 Season: 2, twice
 Career: 3, at Utah, 1/2/10

Assists
 Season: 8, at Rice, 12/29/10
 Career: 8, at Rice, 12/29/10

Blocks
 Season:
 Career: 2, vs. Utah, 1/2/10

Steals
 Season: 5, vs. NW St., 11/12/10
 Career: 5, vs. NW St., 11/12/10

Minutes Played
 Season: 24, at Rice, 12/29/10
 Career: 36, vs. N'western St., 12/12/09

- Top Career Scoring Games**
- 7 vs. Connecticut, 11/25/09
 - 7 vs. ULM, 11/13/09
 - 6 vs. C. Michigan, 12/11/10
 - 6 at Florida, 1/16/10
 - 6 vs. Southeastern, 12/14/09
 - 6 vs. Grambling
 - 5 vs. Kentucky, 2/6/10
 - 5 vs. Louisiana Lafayette, 12/1/09
 - 5 vs. Alabama, 2/8/09
 - 4 six times

Junior Season (2010-11)

Career high in steals of 5 vs. NW State (11/12) in the opener ... Back on track with assists, getting 5 with no turnovers versus UTM (11/18) ... After starting first two games with 2 assists, 6 turnovers, had 14 assists, 3 turnovers last five games ... Bass hit two free throws in the waning seconds to ice the Central Michigan win (12/11) with a season high six points ... Career high in assists, first player to have 8 or more since 2009 against Rice (12/29) ... Scored 4 vs. Miss. State (2/5), first points since Arkansas game (1/12)

Bass' Game-by-Game Statistics

2010-11

OPPONENT	MIN	FG	3FG	FT	REB	PF/D	A	TO	BLK	STL	PTS
Northwestern State	18	1-1	0-0	2-4	2	2-0	2	5	0	5	4
Nicholls	10	0-0	0-0	0-2	2	0-0	0	1	0	0	0
Tennessee-Martin	16	2-3	0-0	0-0	3	3-0	5	0	0	0	4
Memphis (Tupelo)	17	0-1	0-0	0-0	2	0-0	4	1	1	0	0
Centenary	16	1-2	0-0	1-3	5	1-0	1	1	0	0	3
at South Alabama	12	0-0	0-0	1-4	2	2-0	0	0	0	0	1
Houston	20	1-1	0-0	0-0	1	1-0	4	1	0	0	2
Central Michigan	17	2-5	0-0	2-2	4	0-0	4	3	0	1	6
Coastal Carolina	14	2-2	0-0	0-0	0	2-0	1	1	0	0	4
McNeese State	11	0-1	0-0	0-0	3	0-0	2	1	0	0	0
Wichita St. (Bossier)	20	1-3	0-0	0-0	0	0-0	2	1	0	2	2
North Texas	21	0-2	0-0	0-0	2	1-0	4	2	0	1	0
Southern	15	0-1	0-0	0-0	2	0-0	2	3	0	1	0
at Rice	24	1-2	1-1	0-0	1	0-0	8	1	0	2	3
at Virginia	22	1-5	0-2	0-0	3	2-0	2	2	0	0	2
at Auburn	22	1-3	0-0	1-1	3	1-0	4	4	0	0	3
Arkansas	18	0-3	0-0	2-2	2	2-0	2	0	0	0	2
at Kentucky	29	0-3	0-0	0-0	5	1-0	4	3	0	0	0
Ole Miss	16	0-3	0-1	0-0	1	2-0	2	2	0	0	0
at Tennessee	19	0-1	0-1	0-0	4	0-0	2	1	0	0	0
at Alabama	15	0-2	0-2	0-0	0	0-0	2	3	0	0	0
South Carolina	15	0-1	0-0	0-0	2	1-0	0	0	0	1	0
Mississippi State	14	2-4	0-0	0-0	2	1-0	1	0	0	1	4
at Ole Miss	6	0-1	0-0	0-0	0	0-0	2	0	0	0	0
at Arkansas	9	0-2	0-0	0-0	1	1-0	2	1	0	0	0
Alabama	16	1-4	0-0	0-0	3	0-0	2	1	0	0	2
Florida	6	0-0	0-0	0-0	1	0-0	0	1	0	0	0
at Miss. State											
Vanderbilt											
at Georgia											
Auburn											
SEC Tournament											

Chris Bass' Career Stats

YEAR	GP-GS	MIN/AVG	FG-FGA	PCT.	3FG-FGA	PCT.	FT-FTA	PCT.	REB.-AVG	PF-FO	AST	TO	BLK	STL	PTS-AVG.
08-09	28-0	276/9.9	7-26	.269	4-14	.286	5-14	.357	31-1.1	21-0	43	14	1	5	23-0.8
09-10	31-19	744/24.0	28-84	.333	6-33	.182	8-19	.421	73-2.4	51-3	97	38	5	24	70-2.3
10-11	27-2	438-16.2	16-56	.286	1-7	.143	9-18	.500	56-2.1	23-0	64	39	1	14	42-1.6
Totals	86-21	1458-17.0	51-166	.307	11-54	.204	22-51	.431	160-1.9	95-3	204	91	7	43	135-1.6



Malcolm White

Forward * 6-9 * 225 * Junior * Redshirt Transfer * Baton Rouge, La. * Ole Miss

5

Top LSU Performances

Points
Season: 16, vs. Southern, 12/27/10
Career: 16, vs. Southern, 12/27/10

Rebounds
Season: 15, vs. UT-Martin, 11/18/10
Career: 15, vs. UT-Martin, 11/18/10

Field Goals Made
Season: 7, vs. Southern, 12/27/10
Career: 7, vs. Southern, 12/27/10

3 PT FG Made
Season:
Career:

Free Throws Made
Season: 6, vs. NW St., 11/12/10
Career: 6, vs. NW St., 11/12/10

Assists
Season: 2, vs. UT-Martin, 11/18/10
Career: 2, vs. UT-Martin, 11/18/10

Blocks
Season: 6, at Alabama, 1/29/11
Career: 6, at Alabama, 1/29/11

Steals
Season: 2, vs. C. Michigan, 12/11/10
Career: 2, vs. C. Michigan, 12/11/10

Minutes Played
Season: 40, vs. McNeese, 12/16/10
Career: 40, vs. McNeese, 12/16/10

Top LSU Career Scoring Games

- 16 vs. Southern, 12/27/10
- 14 vs. Alabama, 2/17/11
- 14 vs. Centenary, 11/24/10
- 13 vs. Arkansas, 1/12/11
- 13 vs. McNeese, 12/16/10
- 12 vs. North Texas, 12/22/10
- 12 vs. C. Michigan, 12/11/10
- 12 vs. UT-Martin, 11/18/10
- 12 vs. NW State, 11/12/10
- 11 twice

Junior Season (2010-11)

In first game in over a year, scored 12 points in 34 minutes with three blocks against NW St. (11/12/10) ... Had his first college double-double against UTM (11/18) with 12 points, 15 rebounds (9 offensive) ... Made first six shots and had season best 14 against Centenary (11/24) ... Had his fourth double figure game against C. Michigan (12/11) with 12 ... Just missed a double double with 13 points, nine rebounds in the McNeese win (12/16) ... Sixth double figure scoring game against North Texas (12/22) ... In first non-start of the season, comes off the bench and has his second double double against Southern (12/27) ... Had his third double figure scoring game in last four against Virginia (1/2) ... Just missed third double double at Tennessee (Jan. 26) with nine points and nine rebounds ... Fourth double figure rebound game at Ole Miss (2/9) with 11 ... Had his best SEC game and his fourth double figure game in league play with 14 vs. Alabama (2/17).

White's Game-by-Game Statistics

2009-10	OPPONENT	MIN	FG	3FG	FT	REB	PF/D	A	TO	BLK	STL	PTS
Northwestern State	34	3-8	0-0	6-11	4	4-0	0	4	3	0	12	
Nicholls	10	1-1	0-0	0-0	2	3-0	0	3	1	0	2	
Tennessee-Martin	31	5-13	0-0	2-4	15	2-0	2	3	3	0	12	
Memphis (Tupelo)	17	1-4	0-0	3-4	4	5-1	0	1	1	0	5	
Centenary	21	6-7	0-0	2-2	7	1-0	0	0	0	0	14	
at South Alabama	28	2-4	0-0	0-0	4	2-0	0	0	1	0	4	
Houston	23	4-7	0-0	1-2	2	4-0	0	0	0	1	9	
Central Michigan	30	5-11	0-0	2-4	4	2-0	0	0	2	2	12	
Coastal Carolina	19	2-3	0-0	1-4	3	4-0	0	1	0	0	5	
McNeese State	40	4-5	0-0	5-10	9	3-0	0	2	3	1	13	
Wichita St. (Bossier)	19	1-4	0-0	1-2	1	2-0	0	3	0	0	3	
North Texas	30	4-7	0-0	4-6	7	0-0	0	1	2	0	12	
Southern	24	7-11	0-0	2-4	11	2-0	0	2	3	0	16	
at Rice	13	1-4	0-0	0-0	4	5-1	1	0	0	0	2	
at Virginia	33	3-9	0-0	5-5	6	3-0	1	2	0	0	11	
at Auburn	21	2-6	0-0	3-4	5	4-0	1	2	1	0	7	
Arkansas	25	6-11	0-0	1-2	7	4-0	1	4	1	0	13	
at Kentucky	15	0-3	0-0	0-0	3	5-1	0	1	2	0	0	
Ole Miss	21	2-6	0-0	2-2	4	4-0	0	5	0	1	6	
at Tennessee	26	3-9	0-0	3-5	10	1-0	0	1	1	0	9	
at Alabama	23	3-5	0-0	0-0	0	5-0	0	0	6	0	6	
South Carolina	26	5-11	0-0	0-1	4	2-0	0	4	1	1	10	
Mississippi State	24	3-5	0-0	0-0	9	2-0	0	2	2	1	6	
at Ole Miss	25	3-6	0-0	2-6	11	3-0	0	6	0	0	8	
at Arkansas	29	3-8	0-0	5-6	3	4-0	1	2	0	1	11	
Alabama	30	6-13	0-0	2-2	4	3-0	0	1	1	1	14	
Florida	32	3-10	0-0	0-0	6	3-0	2	0	1	1	6	
at Miss. State												
Vanderbilt												
at Georgia												
Auburn												
SEC Tournament												

Malcolm White's Career Stats

YEAR	GP-GS	MIN/AVG	FG-FGA	PCT.	3FG-FGA	PCT.	FT-FTA	PCT.	REB.-AVG	PF-FO	AST	TO	BLK	STL	PTS-AVG.
10-11	27-26	669-24.8	88-191	.461	0-0	.000	52-86	.605	149-5.5	82-4	9	50	35	10	228-8.4
Totals	27-26	669-24.8	88-191	.461	0-0	.000	52-86	.605	149-5.5	82-4	9	50	35	10	228-8.4



Andre Stringer

Guard * 5-9 * 170 * Freshman * HS * Jackson, Miss. (Forest Park HS)

10

Top Performances

Points

Season:	21, twice
Career:	21, twice

Rebounds

Season:	6, vs. McNeese State, 12/16/10
Career:	6, vs. McNeese State, 12/16/10

Field Goals Made

Season:	7, at S. Alabama, 11/28/10
Career:	7, at S. Alabama, 11/28/10

3 PT FG Made

Season:	4, five times
Career:	4, five times

Free Throws Made

Season:	11, vs. Houston, 11/30/10
Career:	11, vs. Houston, 11/30/10

Assists

Season:	7, vs. Arkansas, 1/12/11
Career:	7, vs. Arkansas, 1/12/11

Blocks

Season:	2, vs. McNeese, 12/16/10
Career:	2, vs. McNeese, 12/16/10

Steals

Season:	3, three times
Career:	3, three times

Minutes Played

Season:	39, at Arkansas, 2/11/11
Career:	39, at Arkansas, 2/11/11

Top Career Scoring Games

- 21 at S. Alabama, 11/28/10
- 21 vs. NW State, 11/12/10
- 19 vs. S. Carolina, 2/2/11
- 19 at Rice, 12/29/10
- 18 vs. Wichita State, 12/18/10
- 16 vs. Coastal Carolina, 12/13/10
- 16 vs. Centenary, 11/24/10
- 15 vs. Miss. State, 2/5/11
- 15 vs. McNeese, 12/16/10
- 15 vs. UT-Martin, 11/18/10

Freshman Season (2010-11)

Hit four treys in the season opener against NW State (11/12), with five assists in scoring 21 points ... Third straight double figure scoring game against UTM (11/18) with 15 points in his first career start ... Led team for fourth straight game in scoring with big second half against Memphis (11/21) ... 26 free throws made in first four games ... Team lead in scoring streak reaches five vs. Centenary (11/24) ... Streak reached six and he was MVP of Coors Classic in Mobile with another 21 point game that included four treys vs. South Alabama (11/28) ... Didn't lead team in scoring for first time this season vs. Houston (11/30), but did have his seventh straight double figure scoring game ... First game not in double figures against C. Michigan (12/11) ... Stringer had four treys for the fourth time against Coast Carolina (12/13) ... Third best scoring game of the season vs. Wichita with 18 (12/18) ... Hit four treys for the fifth time this season at Rice (12/29) ... Career best 7 assists, just two turnovers in Arkansas win (1/12) ... Stringer has the best game of the 2011 point of the season, getting 19 against South Carolina (2/2), two off his season high.

Stringer's Game-by-Game Statistics

2009-10	MIN	FG	3FG	FT	REB	PF/D	A	TO	BLK	STL	PTS
Northwestern State	25	5-10	4-9	7-10	3	4-0	5	6	0	0	21
Nicholls	31	4-13	3-8	3-3	2	0-0	3	0	0	0	14
Tennessee-Martin	32	3-12	1-7	8-9	2	2-0	1	2	0	3	15
Memphis (Tupelo)	31	2-6	1-3	8-11	2	3-0	2	3	0	1	13
Centenary	19	5-7	4-6	2-3	0	1-0	4	1	0	1	16
at South Alabama	30	7-13	4-6	3-4	4	1-0	3	2	1	2	21
Houston	24	1-6	0-4	11-12	3	3-0	3	4	0	3	13
Central Michigan	21	1-6	0-2	6-6	1	3-0	0	6	0	1	8
Coastal Carolina	33	6-15	4-8	0-0	2	3-0	5	2	0	2	16
McNeese State	38	5-12	2-5	3-4	6	3-0	5	4	2	0	15
Wichita St. (Bossier)	32	5-15	2-8	6-8	2	2-0	1	2	0	1	18
North Texas	20	3-4	1-1	0-0	1	4-0	0	1	1	0	7
Southern	32	2-11	2-8	0-0	5	1-0	4	1	0	0	6
at Rice	30	5-12	4-8	5-8	0	5-1	4	2	0	2	19
at Virginia	35	2-6	1-3	1-2	2	0-0	1	2	0	1	6
at Auburn	37	3-13	2-11	1-3	2	0-0	3	1	0	2	9
Arkansas	35	2-8	1-5	6-9	4	0-0	7	2	0	1	11
at Kentucky	30	3-16	0-10	0-0	4	2-0	1	4	0	1	6
Ole Miss	32	3-6	3-5	2-2	1	1-0	2	2	0	0	11
at Tennessee	36	1-8	1-8	3-5	2	2-0	3	4	0	1	6
at Alabama	36	4-7	2-4	3-5	1	1-0	2	1	0	1	13
South Carolina	36	5-12	3-8	6-7	4	2-0	2	3	0	0	19
Mississippi State	36	6-14	3-10	0-0	3	3-0	4	2	0	3	15
at Ole Miss	29	1-8	0-5	0-0	3	4-0	5	2	0	1	2
at Arkansas	39	1-4	0-2	2-2	0	1-0	4	3	0	1	4
Alabama	29	0-4	0-2	4-5	2	4-0	2	5	0	3	4
Florida	28	3-8	2-6	1-2	2	0-0	2	2	0	0	9
at Miss. State											
Vanderbilt											
at Georgia											
Auburn											
SEC Tournament											

Andre Stringer's Career Stats

YEAR	GP-GS	MIN/AVG	FG-FGA	PCT.	3FG-FGA	PCT.	FT-FTA	PCT.	REB.-AVG	PF-FO	AST	TO	BLK	STL	PTS-AVG.
10-11	27-25	833-30.9	88-256	.344	50-162	.309	91-120	.758	63-2.3	55-1	78	69	4	31	317-11.7
Totals	27-25	833-30.9	88-256	.344	50-162	.309	91-120	.758	63-2.3	55-1	78	69	4	31	317-11.7



Eddie Ludwig

Forward * 6-9 * 215 * Sophomore * 1L * Metairie, La. (Metairie Park Country Day)

13

Top Performances

Points
 Season: 12, at Tennessee, 1/26/11
 Career: 12, at Tennessee, 1/26/11

Rebounds
 Season: 8, vs. Memphis, 11/21/10
 Career: 8, vs. Memphis, 11/21/10

Field Goals Made
 Season: 4, at Tennessee, 1/26/11
 Career: 4, at Tennessee, 1/26/11

3 PT FG Made
 Season: 1, twice
 Career: 1, twice

Free Throws Made
 Season: 5, vs. UT-Martin, 11/18/10
 Career: 5, twice

Assists
 Season: 4, twice
 Career: 5, at Arkansas, 2/10/10

Blocks
 Season: 1, at Ole Miss, 2/9/11
 Career: 1, four times

Steals
 Season: 3, vs. NW St., 11/12/10
 Career: 4, vs. Georgia, 3/6/10

Minutes Played
 Season: 32, vs. Memphis, 11/21/10
 Career: 32, vs. Memphis, 11/21/10

Top Career Scoring Games

1. 12 at Tennessee, 1/26/11
2. 9 at Ole Miss, 3/4/10
2. 9 vs. Rice, 12/19/08
4. 8 vs. Memphis, 11/21/10
4. 8 vs. Tennessee (SECT), 3/11/10
6. 7 at Kentucky, 1/15/11
7. 6 at Auburn, 1/8/11
7. 6 vs. Centenary, 11/24/10
7. 6 vs. Connecticut, 11/25/09
10. 5 four times

Sophomore Season (2010-11)

His best game of the year, one point off his career high with 32 minutes with eight points against Memphis (11/21) ... Also had career high eight rebounds and career minutes played (32) ... Limited playing time in mid-December recovering from a blow to the head that required stitches ... Got the first start of the season and second of his career at Virginia (1/2) ... Started SEC opener at Auburn ... Had best SEC game of the year with first career three-pointer at Kentucky, finishing with 7 points (1/15) ... First double figure game of career at Tennessee with 12 points in 25 minutes (1/26)

Ludwig's Game-by-Game Statistics

2010-11	OPPONENT	MIN	FG	3FG	FT	REB	PF/D	A	TO	BLK	STL	PTS
Northwestern State	18	0-0	0-0	4-4	3	5-1	0	2	0	3	4	
Nicholls	22	1-2	0-0	2-2	2	3-0	0	2	0	0	4	
Tennessee-Martin	12	0-0	0-0	5-6	1	2-0	0	0	0	0	5	
Memphis (Tupelo)	32	3-7	0-2	2-2	8	3-0	1	2	0	1	8	
Centenary	24	2-5	0-0	2-3	5	2-0	4	1	0	1	6	
at South Alabama	21	0-0	0-0	4-4	4	1-0	4	4	0	0	4	
Houston	10	2-2	0-0	1-1	3	0-0	0	0	0	2	5	
Central Michigan	8	1-3	0-0	1-2	2	2-0	0	1	0	0	3	
Coastal Carolina	11	0-0	0-0	0-0	1	0-0	0	0	0	1	0	
McNeese State	2	0-0	0-0	0-0	0	0-0	0	0	0	0	0	
Wichita St. (Bossier)	5	0-3	0-0	2-2	3	0-0	0	0	0	0	2	
North Texas	10	0-2	0-0	1-2	1	1-0	0	0	0	0	1	
Southern	9	1-3	0-0	0-1	4	1-0	0	0	0	1	2	
at Rice	13	0-0	0-0	0-0	4	5-1	0	1	0	2	0	
at Virginia	18	0-1	0-0	1-2	4	0-0	1	0	0	0	1	
at Auburn	23	1-3	0-0	4-5	4	1-0	2	2	0	2	6	
Arkansas	12	1-2	0-0	1-2	1	3-0	0	0	0	0	3	
at Kentucky	18	3-6	1-1	0-0	4	1-0	0	1	0	0	7	
Ole Miss	10	0-1	0-0	1-2	0	2-0	2	1	0	0	1	
at Tennessee	25	4-9	1-2	3-4	4	2-0	0	1	0	0	12	
at Alabama	30	1-5	0-0	2-2	7	3-0	2	3	0	0	4	
South Carolina	19	1-3	0-0	0-0	6	0-0	0	0	0	1	2	
Mississippi State	16	1-2	0-1	3-3	2	2-0	2	2	0	0	5	
at Ole Miss	20	2-2	0-0	0-0	4	2-0	1	2	1	1	4	
at Arkansas	19	3-4	0-0	3-4	5	3-0	0	2	1	0	9	
Alabama	11	0-0	0-0	0-2	1	1-0	1	2	0	1	0	
Florida	10	1-1	0-0	0-0	2	4-0	0	1	0	1	2	
at Miss. State												
Vanderbilt												
at Georgia												
Auburn												
SEC Tournament												

Eddie Ludwig's Career Stats

YEAR	GP-GS	MIN/AVG	FG-FGA	PCT.	3FG-FGA	PCT.	FT-FTA	PCT.	REB.-AVG	PF-FD	AST	TO	BLK	STL	PTS-AVG.
09-10	30-1	383/12.8	22-64	.344	0-8	.000	26-30	.867	74-2.5	47-0	19	19	3	14	70-2.3
10-11	27-6	428/15.9	28-66	.424	2-6	.333	42-55	.764	85-3.1	49-2	20	30	2	17	100-3.7
Totals	57-7	811-14.2	50-130	.385	2-14	.143	68-85	.800	159-2.8	96-2	39	49	5	31	170-3.0



Jalen Courtney

Forward * 6-8 * 210 * Freshman * HS * Jackson, Miss. (Provine HS)

14

Top Performances

Points

Season: 3, twice
 Career: 3, twice

Rebounds

Season: 3, vs. Centenary, 11/24/10
 Career: 3, vs. Centenary, 11/24/10

Field Goals Made

Season: 1, five times
 Career: 1, five times

3 PT FG Made

Season: 1, twice
 Career: 1, twice

Free Throws Made

Season: 2, vs. Centenary, 11/24/10
 Career: 2, vs. Centenary, 11/24/10

Assists

Season:
 Career:

Blocks

Season: 1, at Tennessee, 1/26/11
 Career: 1, at Tennessee, 1/26/11

Steals

Season:
 Career:

Minutes Played

Season: 12, vs. Centenary, 11/24/10
 Career: 12, vs. Centenary, 11/24/10

Top Career Scoring Games

1. 3 vs. Ole Miss, 1/22/11
1. 3 vs. North Texas, 12/22/10
3. 2 at Tennessee, 1/26/11
3. 2 vs. NW State, 11/12/10
3. 2 vs. Centenary, 11/24/10
3. 2 vs. Memphis, 11/21/10
7. 1 vs. Southern, 12/27/10
7. 1 vs. UT-Martin, 11/18/10

Freshman Season (2010-11)

Season best three points vs. North Texas (12/22)

Courtney's Game-by-Game Statistics

2010-11

OPPONENT	MIN	FG	3FG	FT	REB	PF/D	A	TO	BLK	STL	PTS
Northwestern State	3	1-1	0-0	0-0	0	0-0	0	0	0	0	2
Nicholls	DNP										
Tennessee-Martin	4	0-1	0-0	1-2	1	1-0	0	0	0	0	1
Memphis (Tupelo)	5	1-1	0-0	0-0	0	1-0	0	0	0	0	2
Centenary	12	0-1	0-1	2-2	3	1-0	0	0	0	0	2
at South Alabama	1	0-0	0-0	0-0	0	0-0	0	0	0	0	0
Houston	DNP										
Central Michigan	DNP										
Coastal Carolina	1	0-0	0-0	0-0	0	0-0	0	0	0	0	0
McNeese State	DNP										
Wichita St. (Bossier)	2	0-1	0-1	0-0	0	0-0	0	0	0	0	0
North Texas	4	1-2	1-1	0-0	1	0-0	0	0	0	0	3
Southern	5	0-0	0-0	1-2	1	0-0	0	0	0	0	1
at Rice	8	0-1	0-0	0-0	0	2-0	0	1	0	0	0
at Virginia	1	0-0	0-0	0-0	0	0-0	0	0	0	0	0
at Auburn	DNP										
Arkansas	DNP										
at Kentucky	8	0-1	0-0	0-0	2	0-0	0	1	0	0	0
Ole Miss	10	1-2	1-1	0-0	0	1-0	0	0	0	0	3
at Tennessee	4	1-1	0-0	0-0	0	0-0	0	0	1	0	2
at Alabama	4	0-0	0-0	0-0	0	1-0	0	0	0	0	0
South Carolina	DNP										
Mississippi State	DNP										
at Ole Miss	DNP -- injury										
at Arkansas	DNP -- injury										
Alabama	DNP -- injury										
Florida	DNP -- injury										
at Miss. State											
Vanderbilt											
at Georgia											
Auburn											
SEC Tournament											

Jalen Courtney's Career Stats

YEAR	GP-GS	MIN/AVG	FG-FGA	PCT.	3FG-FGA	PCT.	FT-FTA	PCT.	REB.-AVG	PF-FD	AST	TO	BLK	STL	PTS-AVG.
10-11	15-0	72-4.8	5-12	.417	2-4	.500	4-6	.667	8-0.5	7-0	0	2	1	0	16-1.1
Totals	15-0	72-4.8	5-12	.417	2-4	.500	4-6	.667	8-0.5	7-0	0	2	1	0	16-1.1



Matt Derenbecker

Forward * 6-7 * 185 * Freshman * HS * Metairie, La. (Metairie Park Country Day)

21

Top Performances

Points

Season:	19, at Ole Miss, 2/9/11
Career:	19, at Ole Miss, 2/9/11

Rebounds

Season:	8, at Auburn, 1/8/11
Career:	8, at Auburn, 1/8/11

Field Goals Made

Season:	6, twice
Career:	6, twice

3 PT FG Made

Season:	5, at Ole Miss, 2/9/11
Career:	5, at Ole Miss, 2/9/11

Free Throws Made

Season:	4, twice
Career:	4, twice

Assists

Season:	3, four times
Career:	3, four times

Blocks

Season:	1, vs. Centenary, 11/24/10
Career:	1, vs. Centenary, 11/24/10

Steals

Season:	4, vs. Ole Miss, 1/22/11
Career:	4, vs. Ole Miss, 1/22/11

Minutes Played

Season:	39, at Auburn, 1/8/11
Career:	39, at Auburn, 1/8/11

Top Career Scoring Games

- 19 at Ole Miss, 2/9/11
- 17 at Rice, 12/29/10
- 15 at Auburn, 1/8/11
- 14 vs. Ole Miss, 1/22/11
- 14 vs. Nicholls, 11/16/10
- 13 at Arkansas, 2/11/11
- 13 at Tennessee, 1/26/11
- 12 vs. Arkansas, 1/12/11
- 10 at Alabama, 1/29/11
- 9 at S. Alabama, 11/28/10

Freshman Season (2010-11)


Posted his first LSU points in Nicholls game (11/16) ... Hit all three field goal attempts, including two treys in nine-point effort at South Alabama (11/28) .. Second double figure game and best of season at Rice (12/29) with three treys for second time this season ... First start of his college career at Auburn (1/8), recording third double figure game of season with 15 points in 39 minutes ... 10 at Alabama (1/29) marked third straight double figure game, longest consecutive string of season and in double figures six-of-the-last eight dating back to the 12/29 Rice game ... Career scoring night at Ole Miss (2/9) hitting a team equaling season high of five treys and scoring 19 points.

Derenbecker's Game-by-Game Statistics

2009-10 OPPONENT	MIN	FG	3FG	FT	REB	PF/D	A	TO	BLK	STL	PTS
Northwestern State	6	0-0	0-0	0-0	0	2-0	0	2	0	0	0
Nicholls	28	5-10	3-7	1-1	6	3-0	0	2	0	0	14
Tennessee-Martin	19	1-3	0-2	0-0	2	1-0	0	1	0	0	2
Memphis (Tupelo)	8	0-3	0-3	0-0	1	1-0	1	0	0	0	0
Centenary	22	3-8	0-4	0-0	0	1-0	1	1	1	0	6
at South Alabama	15	3-3	2-2	1-2	4	2-0	2	0	0	1	9
Houston	11	2-4	1-2	0-0	0	0-0	0	1	0	0	5
Central Michigan	7	0-0	0-0	0-0	0	2-0	1	1	0	0	0
Coastal Carolina	18	1-6	1-2	0-0	1	2-0	3	0	0	0	3
McNeese State	13	0-1	0-1	0-0	1	1-0	1	0	0	0	0
Wichita St. (Bossier)	14	1-5	0-2	2-3	1	2-0	1	0	0	1	4
North Texas	21	1-6	0-2	1-2	0	1-0	2	1	0	2	3
Southern	24	3-7	2-4	0-0	2	2-0	3	0	0	1	8
at Rice	23	5-9	3-6	4-5	3	2-0	0	1	0	0	17
at Virginia	6	0-1	0-0	0-0	0	1-0	0	0	0	0	0
at Auburn	39	6-12	3-7	0-0	8	2-0	3	2	0	1	15
Arkansas	38	5-9	0-4	2-4	6	2-0	2	3	0	2	12
at Kentucky	26	2-9	0-5	0-0	2	1-0	3	0	0	0	4
Ole Miss	37	4-11	2-6	4-4	5	3-0	1	1	0	4	14
at Tennessee	36	5-11	2-7	1-1	2	1-0	2	2	0	1	13
at Alabama	30	4-11	2-7	0-0	2	2-0	0	3	0	2	10
South Carolina	23	1-7	1-4	0-0	2	2-0	1	1	0	0	3
Mississippi State	8	0-1	0-0	0-0	1	0-0	0	2	0	0	0
at Ole Miss	37	6-10	5-7	2-2	2	2-0	1	1	0	1	19
at Arkansas	28	5-11	2-5	1-2	1	2-0	0	1	0	0	13
Alabama	27	1-4	1-3	0-0	3	1-0	2	1	0	0	3
Florida	30	3-6	2-3	0-0	2	2-0	2	1	0	1	8
at Miss. State											
Vanderbilt											
at Georgia											
Auburn											
SEC Tournament											

Matt Derenbecker's Career Stats

YEAR	GP-GS	MIN/AVG	FG-FGA	PCT.	3FG-FGA	PCT.	FT-FTA	PCT.	REB.-AVG	PF-FO	AST	TO	BLK	STL	PTS-AVG.
10-11	27-11	594-22.0	67-168	.399	32-95	.337	19-26	.731	57-2.1	43-0	32	28	1	17	185-6.9
Totals	27-11	594-22.0	67-168	.399	32-95	.337	19-26	.731	57-2.1	43-0	32	28	1	17	185-6.9



Ralston Turner

Guard * 6-6 * 193 * Freshman * HS * Muscle Shoals, Ala. (Muscle Shoals HS)

22

Top Performances

Points

Season:	23, vs. McNeese, 12/16/10
Career:	23, vs. McNeese, 12/16/10

Rebounds

Season:	7, vs. C. Michigan, 12/11/10
Career:	7, vs. C. Michigan, 12/11/10

Field Goals Made

Season:	7, vs. Florida, 2/20/11
Career:	7, vs. Florida, 2/20/11

3 PT FG Made

Season:	5, vs. Wichita St., 12/18/10
Career:	5, vs. Wichita St., 12/18/10

Free Throws Made

Season:	8, vs. McNeese, 12/16/10
Career:	8, vs. McNeese, 12/16/10

Assists

Season:	5, vs. Houston, 11/30/10
Career:	5, vs. Houston, 11/30/10

Blocks

Season:	1, four times
Career:	1, four times

Steals

Season:	2, twice
Career:	2, twice

Minutes Played

Season:	41, vs. McNeese, 12/16/10
Career:	41, vs. McNeese, 12/16/10

Top Career Scoring Games

- 23 vs. McNeese, 12/16/10
- 21 vs. Wichita State, 12/18/10
- 21 vs. Northwestern State., 11/12/10
- 18 vs. Florida, 2/20/11
- 17 vs. Alabama, 2/17/11
- 17 at S. Alabama, 11/28/10
- 16 at Ole Miss, 2/9/11
- 15 vs. Southern, 12/27/10
- 15 vs. Coastal Carolina, 12/13/10
- 15 vs. Houston, 11/30/10

Freshman Season (2010-11)

Started the opening college game of his career and in 38 minutes scored 21 points, hitting 6-of-12 field goals with three treys against NW State (11/12) ... Third double figure game against Memphis (11/21) ... Season high game for Turner and for the LSU team with 23 in the overtime win vs. McNeese (12/16) ... Hits a team high 5 treys all in the second half in scoring over 20 for the second straight game vs. Wichita (12/18) ... Suffered a "stress reaction" in his right foot late during the second half of the game at Virginia (1/2) ... Was able to return at Alabama (1/29) ... First double figures game since return, scoring 16 at Ole Miss (2/9) .. Third straight game in double figures with 17 against Alabama (2/17) ... First time in year to have four straight double figure games with 18 vs. Florida (2/20).

Turner's Game-by-Game Statistics

2010-11 OPPONENT	MIN	FG	3FG	FT	REB	PF/D	A	TO	BLK	STL	PTS
Northwestern State	38	6-12	3-6	6-9	5	2-0	2	2	0	2	21
Nicholls	30	1-6	0-2	4-4	2	2-0	2	1	0	0	6
Tennessee-Martin	27	4-10	2-5	0-0	1	0-0	0	3	0	1	10
Memphis (Tupelo)	26	3-10	2-5	3-4	2	2-0	1	2	1	0	11
Centenary	21	3-6	2-5	0-0	3	1-0	1	2	0	0	8
at South Alabama	22	5-7	2-4	5-8	1	5-1	0	1	0	1	17
Houston	34	6-10	2-5	1-2	3	0-0	5	6	0	0	15
Central Michigan	38	3-4	3-4	0-2	7	3-0	4	1	0	1	9
Coastal Carolina	35	5-16	1-9	4-4	6	4-0	1	3	0	1	15
McNeese State	41	6-15	3-10	8-10	2	3-0	3	3	0	1	23
Wichita St. (Bossier)	31	6-13	5-9	4-4	2	4-0	0	2	0	0	21
North Texas	33	4-16	1-8	0-0	4	2-0	1	3	0	0	9
Southern	26	6-14	3-9	0-0	2	0-0	1	2	1	1	15
at Rice	30	4-18	4-12	2-5	2	4-0	1	1	0	1	14
at Virginia	30	5-13	1-5	0-2	5	4-0	1	2	1	1	11
at Auburn		DNP-injury									
Arkansas		DNP-injury									
at Kentucky		DNP-injury									
Ole Miss		DNP-injury									
at Tennessee		DNP-injury									
at Alabama	20	1-3	0-1	2-4	2	3-0	0	2	0	0	4
South Carolina	16	1-5	0-1	0-0	0	5-1	0	2	0	0	2
Mississippi State	28	3-14	1-7	0-0	1	0-0	1	1	0	0	7
at Ole Miss	37	6-10	3-7	1-2	3	0-0	3	1	1	1	16
at Arkansas	31	4-11	1-4	1-2	4	2-0	3	2	0	0	10
Alabama	35	6-10	2-4	3-4	2	3-0	1	4	0	0	17
Florida	35	7-19	2-7	2-3	1	2-0	4	4	0	2	18
at Miss. State											
Vanderbilt											
at Georgia											
Auburn											
SEC Tournament											

Ralston Turner's Career Stats

YEAR	GP-GS	MIN/AVG	FG-FGA	PCT.	3FG-FGA	PCT.	FT-FTA	PCT.	REB.-AVG	PF-FD	AST	TO	BLK	STL	PTS-AVG.
10-11	22-22	664-30.2	95-242	.393	43-129	.333	46-69	.667	60-2.7	51-2	35	50	4	13	279-12.7
Totals	22-22	664-30.2	95-242	.393	43-129	.333	46-69	.667	60-2.7	51-2	35	50	4	13	279-12.7



Storm Warren

Forward * 6-7 * 230 * Junior * 2L * Monroe, La. (Richwood HS)

24

Top Performances

Points
 Season: 17, vs. McNeese, 12/16/10
 Career: 21, twice

Rebounds
 Season: 14, vs. Nicholls, 11/16/10
 Career: 16, twice

Field Goals Made
 Season: 8, vs. McNeese, 12/16/10
 Career: 9, twice

3 PT FG Made
 Season:
 Career:

Free Throws Made
 Season: 2, twice
 Career: 9, twice

Assists
 Season: 3, vs. Southern, 12/27/10
 Career: 4, vs. ULM, 11/13/09

Blocks
 Season: 4, vs. Houston, 11/30/10
 Career: 4, three times

Steals
 Season: 3, three times
 Career: 3, five times

Minutes Played
 Season: 36, vs. Nicholls, 11/16/10
 Career: 39, vs. UL-Lafayette, 12/1/09

Top Career Scoring Games

1. 21 at Utah, 1/2/10
1. 21 vs. Northwestern State, 12/12/09
3. 20 vs. Western Kentucky, 11/17/09
4. 19 at South Carolina, 1/13/10
5. 18 vs. Tennessee (SECT), 3/11/10
5. 18 vs. UL-Lafayette, 12/1/09
7. 17 vs. McNeese, 12/16/10
7. 17 vs. Auburn, 1/20/10
9. 15 vs. UConn, 11/25/09
9. 15 vs. ULM, 11/13/09

Junior Season (2010-11)


Started his 32nd consecutive game in the season opener against NW St. (11/12) 10th career double double against UT-Martin (11/18) and second consecutive game in double figure rebounds ... Had the bucket that forced overtime against McNeese State (12/16) ... Did not play at Virginia (1/2) because of tendonitis in right achilles ... Returned at Auburn, but still bothered by injury, played just seven minutes ... After limited playing time and sitting out two games over the span of eight league games, returned to starting lineup at Ole Miss (2/9) and scored 10 points in 20 minutes.

Warren's Game-by-Game Statistics

2010-11	OPONENT	MIN	FG	3FG	FT	REB	PF/D	A	TO	BLK	STL	PTS
Northwestern State	17	2-2	0-0	0-0	4	4-0	2	2	0	1	4	
Nicholls	36	3-7	0-0	2-3	14	2-0	1	2	1	3	8	
Tennessee-Martin	27	6-9	0-0	0-0	11	3-0	0	2	2	2	12	
Memphis (Tupelo)	14	1-6	0-0	0-0	3	5-1	0	0	0	2	2	
Centenary	16	0-6	0-0	1-2	6	1-0	1	1	3	2	1	
at South Alabama	17	3-7	0-0	3-4	3	3-0	0	0	1	0	9	
Houston	33	6-10	0-0	0-0	11	3-0	0	2	4	3	12	
Central Michigan	29	4-7	0-0	0-0	4	2-0	0	1	1	0	8	
Coastal Carolina	22	4-6	0-0	0-0	5	3-0	0	3	0	1	8	
McNeese State	35	8-12	0-0	1-2	6	2-0	1	2	1	1	17	
Wichita St. (Bossier)	13	1-1	0-0	0-0	4	4-0	0	2	0	1	2	
North Texas	19	5-11	0-0	0-0	9	2-0	0	1	1	0	10	
Southern	27	2-6	0-0	1-1	6	2-0	3	1	1	3	5	
at Rice	29	3-8	0-0	1-5	9	4-0	0	2	0	1	7	
at Virginia	DNP -- injury											
at Auburn	7	1-3	0-0	0-2	6	0-0	0	1	2	1	2	
Arkansas	11	1-3	0-0	0-1	5	0-0	0	0	1	2	2	
at Kentucky	13	2-5	0-0	0-1	1	0-0	0	1	2	0	4	
Ole Miss	12	2-5	0-0	2-2	3	1-0	0	2	2	0	6	
at Tennessee	DNP -- injury											
at Alabama	DNP -- injury											
South Carolina	6	0-1	0-0	0-0	1	1-0	0	1	0	0	0	
Mississippi State	15	1-3	0-0	0-0	7	3-0	0	3	3	1	2	
at Ole Miss	20	5-10	0-0	0-0	1	5-1	0	0	2	1	10	
at Arkansas	22	3-6	0-0	0-0	5	1-0	0	3	2	1	6	
Alabama	10	1-3	0-0	0-2	8	4-0	0	0	1	1	2	
Florida	25	4-7	0-0	0-0	3	4-0	0	1	0	1	8	
at Miss. State												
Vanderbilt												
at Georgia												
Auburn												
SEC Tournament												

Storm Warren's Career Stats

YEAR	GP-GS	MIN/AVG	FG-FGA	PCT.	3FG-FGA	PCT.	FT-FTA	PCT.	REB.-AVG	PF-FD	AST	TO	BLK	STL	PTS-AVG.
08-09	30-0	224-7.5	21-49	.429	0-0	.000	19-39	.487	53-1.8	32-1	6	9	15	12	61-2.0
09-10	31-31	827-26.7	141-263	.536	0-0	.000	84-123	.683	223-7.2	104-5	13	46	44	33	366-11.8
10-11	24-17	475-19.8	68-144	.472	0-0	.000	11-25	.440	135-5.6	59-2	8	33	30	28	147-6.1
Totals	85-48	1526-18.0	230-456	.504	0-0	.000	114-187	.610	411-4.8	195-8	27	88	89	73	574-6.8



Daron Populist

Guard * 5-10 * 170 * Sophomore * 1L * Slidell, La. (Salmen HS)

25

Top Performances

Points

Season: 6, vs. Centenary, 11/24/10
 Career: 8, vs. Arkansas, 2/24/10

Rebounds

Season: 2, twice
 Career: 2, four times

Field Goals Made

Season: 2, vs. Centenary, 11/24/10
 Career: 2, twice

3 PT FG Made

Season: 2, vs. Centenary, 11/24/10
 Career: 2, twice

Free Throws Made

Season 2, at Arkansas, 2/2/11
 Career: 2, twice

Assists

Season: 2, vs. NW St., 11/12/10
 Career: 2, three times

Blocks

Season:
 Career:

Steals

Season:
 Career: 1, vs. Georgia, 3/6/10

Minutes Played

Season: 13, vs. Centenary, 11/24/10
 Career: 23, twice

Top Career Scoring Games

1. 8 vs. Arkansas, 2/24/10
2. 6 vs. Centenary, 11/24/10
3. 4 at Mississippi State, 1/30/10
4. 3 vs. Georgia, 3/6/10
4. 3 vs. Tennessee, 2/4/10
6. 2 vs. Florida, 2/20/11
6. 2 at Arkansas, 2/2/11
6. 2 vs. UT-Martin, 11/18/10
6. 2 at Arkansas, 2/10/10
10. 1 at Ole Miss, 2/9/11

Sophomore Season (2010-11)

Played 13 minutes versus Centenary (11/24), scoring six points, hitting two treys ... 11 minutes, two points, three assists and no turnovers vs. Florida (2/20)

Populist's Game-by-Game Statistics

2009-10

OPPONENT	MIN	FG	3FG	FT	REB	PF/D	A	TO	BLK	STL	PTS
Northwestern State	3	0-0	0-0	0-0	0	1-0	2	0	0	0	0
Nicholls	7	0-1	0-0	0-0	0	4-0	0	3	0	0	0
Tennessee-Martin	8	1-1	0-0	0-0	2	2-0	1	0	0	0	2
Memphis (Tupelo)	DNP										
Centenary	13	2-5	2-4	0-0	2	1-0	1	0	0	0	6
at South Alabama	4	0-1	0-0	0-0	1	0-0	1	0	0	0	0
Houston	DNP										
Central Michigan	4	0-0	0-0	0-0	0	0-0	1	0	0	0	0
Coastal Carolina	DNP										
McNeese State	DNP										
Wichita St. (Bossier)	DNP										
North Texas	DNP										
Southern	3	0-0	0-0	0-0	0	0-0	0	0	0	0	0
at Rice	3	0-1	0-1	0-0	0	2-0	0	0	0	0	0
at Virginia	1	0-0	0-0	0-0	0	0-0	0	0	0	0	0
at Auburn	DNP										
Arkansas	DNP										
at Kentucky	DNP										
Ole Miss	3	0-1	0-1	0-0	0	0-0	0	0	0	0	0
at Tennessee	3	0-1	0-1	0-0	1	0-0	0	0	0	0	0
at Alabama	2	0-0	0-0	0-0	0	0-0	0	0	0	0	0
South Carolina	DNP										
Mississippi State	1	0-0	0-0	0-0	0	0-0	0	0	0	0	0
at Ole Miss	5	0-3	0-2	1-2	1	1-0	0	0	0	0	1
at Arkansas	6	0-0	0-0	2-2	1	0-0	1	0	0	0	2
Alabama	DNP										
Florida	11	1-2	0-1	0-0	2	2-0	3	0	0	0	2
at Miss. State											
Vanderbilt											
at Georgia											
Auburn											
SEC Tournament											

Daron Populist's Career Stats

YEAR	GP-GS	MIN/AVG	FG-FGA	PCT.	3FG-FGA	PCT.	FT-FTA	PCT.	REB.-AVG	PF-FO	AST	TO	BLK	STL	PTS-AVG.
09-10	16-0	156-9.8	6-21	.286	5-16	.313	3-4	.750	8-0.5	7-0	9	9	0	1	20-1.3
10-11	16-0	77-4.8	4-16	.250	2-10	.200	3-4	.750	10-0.6	13-0	10	3	0	0	13-0.8
Totals	32-0	233-7.3	10-37	.270	7-26	.269	6-8	.750	18-0.6	20-0	19	12	0	1	33-1.0



Aaron Dotson

Guard * 6-4 * 205 * Sophomore * 1 L * Seattle, Wash. (Rainier Beach HS)

45

Top Performances

Points

Season: 17, vs. NW St., 11/12/10
 Career: 17, vs. NW St., 11/12/10

Rebounds

Season: 8, vs. Arkansas, 1/12/11
 Career: 8, vs. Arkansas, 1/12/11

Field Goals Made

Season: 5, twice
 Career: 5, twice

3 PT FG Made

Season: 4, at S. Alabama, 11/28/10
 Career: 4, at S. Alabama, 11/28/10

Free Throws Made

Season: 7, vs. NW St., 11/12/10
 Career: 7, vs. NW St., 11/12/10

Assists

Season: 4, three times
 Career: 5, vs. McNeese, 1/4/10

Blocks

Season: 2, vs. Nicholls, 11/16/10
 Career: 2, tjree to,es

Steals

Season: 2, vs. Memphis, 11/21/10
 Career: 2, vs. Memphis, 11/21/10

Minutes Played

Season: 39, at S. Alabama, 11/28/10
 Career: 39, at S. Alabama, 11/28/10

Top Career Scoring Games

1. 17 vs. Northwestern State, 11/12/10
2. 15 at S. Alabama, 11/28/10
3. 13 vs. UT-Martin, 11/18/10
4. 12 vs. Memphis, 11/21/10
5. 11 vs. Washington State, 12/22/09
6. 10 vs. Miss. State, 2/5/11
6. 10 at Kentucky, 1/15/11
6. 10 vs. McNeese, 1/4/10
6. 10 vs. Rice, 12/19/09
10. 9 vs. Coastal Carolina, 12/13/10
10. 9 vs. C. Michigan, 12/11/10

Sophomore Season (2010-11)

Had a career high of 17 points in the season opener against NW St. (11/12) .. Hit two treys for second straight game against Centenary (11/24), 4-of-last-5 from arc ... In six games has made more threes (8) than last year (7) ... Made four at South Alabama (11/28) ... Career high of 8 rebounds against Arkansas (1/12) ... First double figure game since Nov. 28 with 10 at Kentucky (1/15) ... Second time with eight rebounds against Miss. State (2/5)

Dotson's Game-by-Game Statistics

2010-11

OPPONENT	MIN	FG	3FG	FT	REB	PF/D	A	TO	BLK	STL	PTS
Northwestern State	27	5-5	0-0	7-8	3	4-0	0	1	1	2	17
Nicholls	21	1-2	0-0	2-2	2	3-0	0	2	0	0	5
Tennessee-Martin	19	4-8	0-1	5-6	6	3-0	2	3	0	0	13
Memphis (Tupelo)	37	3-7	2-2	4-7	4	2-0	4	4	0	2	12
Centenary	20	3-5	2-3	0-0	1	1-0	4	1	0	0	8
at South Alabama	39	5-9	4-5	1-2	3	5-1	4	1	0	0	15
Houston	31	3-6	2-2	0-0	3	3-0	2	0	1	0	8
Central Michigan	34	2-4	0-1	5-6	0	3-0	2	2	0	1	9
Coastal Carolina	37	2-8	1-3	4-6	5	2-0	3	5	1	0	9
McNeese State	31	1-7	0-3	5-5	3	2-0	3	1	1	0	7
Wichita St. (Bossier)	25	1-3	0-0	0-0	2	4-0	2	0	0	0	2
North Texas	25	0-3	0-1	0-2	1	2-0	1	0	0	0	0
Southern	20	1-3	0-0	4-4	4	2-0	3	0	0	1	6
at Rice	18	1-2	0-0	0-1	1	5-1	0	2	0	0	2
at Virginia	27	1-7	1-2	4-4	4	3-0	1	1	1	0	7
at Auburn	23	1-5	0-1	0-1	4	2-0	0	3	0	2	2
Arkansas	27	0-2	0-2	3-4	8	0-0	1	4	0	0	3
at Kentucky	35	2-6	0-3	6-9	4	3-0	0	2	0	2	10
Ole Miss	27	1-3	0-1	3-3	2	1-0	3	3	0	1	5
at Tennessee	26	1-5	1-3	2-2	3	3-0	3	1	0	0	5
at Alabama	16	1-3	0-1	1-2	4	3-0	0	2	0	0	3
South Carolina	31	3-8	1-4	1-3	3	4-0	2	3	0	1	8
Mississippi State	33	3-8	1-4	3-4	4	3-0	0	1	0	0	10
at Ole Miss	6	0-0	0-0	0-0	0	3-0	1	2	0	0	0
at Arkansas	11	1-1	0-0	0-0	1	2-0	0	1	0	1	2
Alabama	14	1-3	0-0	2-5	1	0-0	1	2	0	0	4
Florida	11	3-4	1-1	0-0	2	1-0	0	2	0	0	7
at Miss. State											
Vanderbilt											
at Georgia											
Auburn											
SEC Tournament											

Aaron Dotson's Career Stats

YEAR	GP-GS	MIN/AVG	FG-FGA	PCT.	3FG-FGA	PCT.	FT-FTA	PCT.	REB.-AVG	PF-FO	AST	TO	BLK	STL	PTS-AVG.
09-10	29-17	539-18.6	32-109	.294	7-46	.152	23-43	.535	48-1.7	61-3	29	33	12	12	93-3.2
10-11	27-21	671-24.9	50-127	.394	16-44	.364	63-88	.716	78-2.9	70-2	43	51	7	13	179-6.6
Totals	56-38	1210-21.6	82-236	.347	23-90	.256	86-131	.656	126-2.3	131-5	72	84	19	25	273-4.9

The Last Time LSU ...

ALL GAMES

Scoring

Less Than 50 points	46 -- at Alabama (46-70), 1/29/11
50 or more points	61 -- vs. Florida (61-68), 2/20/11
60 or more points	61 -- vs. Florida (61-68), 2/20/11
70 or more points	78 -- vs. McNeese (78-66, ot), 12/16/10
80 or more points	80 -- at S. Alabama (80-65), 11/28/10
90 or more points	97 -- at Miss. State (97-94), 2/11/09
100 or more points	104 -- vs. Nicholls State (104-57), 11/21/05

Opponents Scoring

Less than 50 points	41 -- by Southern, (41-62), 12/27/10
50 or more points	68 -- by Florida (68-61), 2/20/11
60 or more points	68 -- by Florida (68-61), 2/20/11
70 or more points	80 -- by Arkansas (80-61), 2/12/11
80 or more points	80 -- by Arkansas (80-61), 2/12/11
90 or more points	94-- by Miss. State (94-97), 2/11/09
100 or more points	101 -- by Ohio State (101-113), 1-15-05

Field Goal Percentage

Shot 29 percent or less	26.2 -- at Kentucky (17-65), 1/15/11
Shot 30 percent or more	42.4 -- vs. Florida (25-59), 2/20/11
Shot 40 percent or more	42.4 -- vs. Florida (25-59), 2/20/11
Shot 50 percent or more	50.0 -- vs. Houston (26-52), 11/30/10
Shot 60 percent or more	60.0 -- vs. NW State (24-40), 11/12/10
Shot 70 percent or more	70.3 -- vs. Centenary (45-64), 1-15-03

Opponents Field Goal Percentage

Shot 29 percent or less	28.3 -- by Centenary (13-46), 11/24/10
Shot 30 percent or more	45.5 -- by Florida (25-55), 2/20/11
Shot 40 percent or more	45.5 -- by Florida (25-55), 2/20/11
Shot 50 percent or more	62.2 -- by Ole Miss (28-45), 1/22/11
Shot 60 percent or more	62.2 -- by Ole Miss (28-45), 1/22/11

Three-Point FG Percentage

Shot less than 10 pct	7.7 -- vs. Arkansas (1-13), 1/12/11
Shot 10 percent or more	38.9 -- vs. Florida (7-18), 2/20/11
Shot 20 percent or more	38.9 -- vs. Florida (7-18), 2/20/11
Shot 30 percent or more	38.9 -- vs. Florida (7-18), 2/20/11
Shot 40 percent or more	42.9 -- at Rice (12-28), 12/29/10
Shot 50 percent or more	70.6 -- at S. Alabama (12-17), 11/28/10
Shot 60 percent or more	70.6 -- at S. Alabama (12-17), 11/28/10

Opponents Three-Point FG Percentage

Shot less than 10 pct	7.1 -- by Georgia (1-14), 1/25/06
Shot 10 percent or more	30.8 -- by Florida (4-13), 2/20/11
Shot 20 percent or more	30.8 -- by Florida (4-13), 2/20/11
Shot 30 percent or more	30.8 -- by Florida (4-13), 2/20/11
Shot 40 percent or more	58.3 -- by Arkansas (7-12), 2/12/11
Shot 50 percent or more	58.3 -- by Arkansas (7-12), 2/12/11
Shot 60 percent or more	60.0 -- by McNeese State (9-15), 12/22/08

Free Throw Percentage

Shot less than 50 pct	46.7 -- at Ole Miss (7-15), 1/12/08
Shot 50 percent or more	57.1 -- vs. Florida (4-7), 2/20/11
Shot 60 percent or more	77.8 -- at Arkansas (14-18), 2/12/11
Shot 70 percent or more	77.8 -- at Arkansas (14-18), 2/12/11
Shot 80 percent or more	90.0 -- vs. Georgia (9-10), 3/6/10
Shot 90 percent or more	90.0 -- vs. Georgia (9-10), 3/6/10
Shot 100 percent	100.0 -- vs. Grambling State (4-4), 12/13/08

Rebounds

Had less than 20 rebounds	19 -- vs. Ole Miss, 1/22/11
Had 20 or more rebounds	29 -- vs. Florida, 2/20/11
Had 30 or more rebounds	35 -- vs. Alabama, 2/17/11
Had 40 or more rebounds	42 -- at Kentucky, 1/15/11
Had 50 or more rebounds	52 -- vs. UT-Martin, 11/18/10
Had 60 or more rebounds	60 -- vs. Troy State, 12-22-98

Opponent Rebounds

Less than 20 rebounds	17 -- vs. Nicholls State, 12/17/08
Had 20 or more rebounds	41 -- by Florida, 2/20/11
Had 30 or more rebounds	41 -- by Florida, 2/20/11
Had 40 or more rebounds	41 -- by Florida, 2/20/11
Had 50 or more rebounds	50 -- by Kentucky, 1/15/11

Assists

Less than 5 assists	4 -- vs. Alabama, 1-27-10
5 assists or more	13 -- vs. Florida, 2/20/11
10 assists or more	13 -- vs. Florida, 2/20/11
15 assists or more	16 -- vs. Southern, 12/27/10
20 assists or more	22 -- vs. McNeese, 1/4/10
25 assists or more	26 -- vs. Troy, 11/30/08
30 or more assists	33 -- vs. Georgia State, 12-28-94

Opponent Assists

Less than 5 assists	2 -- by Southern, 12/27/10
5 assists or more	7 -- by Florida, 2/20/11
10 assists or more	12 -- by Arkansas, 2/12/11
15 assists or more	20 -- by Tennessee, 1/26/11
20 assists or more	20 -- by Tennessee, 1/26/11
25 assists or more	28 -- by Fresno State, 11/26/99
30 assists or more	33 -- by Kentucky, 1-16-96

Blocks

0 blocks	0 -- at Rice, 12/29/10
1 or more blocks	1 -- vs. Florida, 2/20/11
5 or more blocks	5 -- at Ole Miss, 2/9/11
10 or more blocks	11 -- vs. Ole Miss, 2/14/09
15 or more blocks	16 -- vs. Alcorn State, 11/20/08

Opponent Blocks

0 blocks	0 -- by Western Kentucky, 11/17/09
1 or more blocks	2 -- by Florida, 2/20/11
5 or more blocks	5 -- at Alabama, 1/29/11
10 or more blocks	11 -- by UConn, 1/6/07

Steals

0 steals	0 -- vs. Georgia Tech, 3-17-90
1 or more steals	6 -- vs. Florida, 2/20/11
5 or more steals	6 -- vs. Florida, 2/20/11
10 or more steals	10 -- vs. Houston, 11/30/10
15 or more steals	22 -- vs. Arkansas, 2-17-01

Opponent Steals

0 steals	0 -- by Washington State, 12/27/08
1 or more steals	9 -- by Florida, 2/20/11
5 or more steals	9 -- by Florida, 2/20/11
10 or more steals	10 -- by Kentucky, 1/15/11
15 or more steals	16 -- by Miami (Fla.), 12-27-01

The Last Time An LSU Player...

ALL GAMES

Scored 20 or more points	21	Ralston Turner, vs. Wichita State, 12/18/10
Scored 25 or more points.....	26	Bo Spencer, at Auburn, 2/27/10
Scored 30 or more points	38	Tasmin Mitchell, vs. Auburn, 1/20/10
Scored 35 or more points.....	38	Tasmin Mitchell, vs. Auburn, 1/20/10
Scored 40 or more points	41	Tasmin Mitchell, at Miss State, 2/11/09
Scored 45 or more points	46	Chris Jackson, vs. Vanderbilt, 2-18-90
Scored 50 or more points	51	Chris Jackson, vs. Texas, 1-2-90
Scored 55 or more points	55	Chris Jackson, vs. Ole Miss, 3-4-89
Scored 60 or more	64	Pete Maravich, vs. Kentucky, 2-21-70
Scored double figures in 5 straight games.....	7	Andre Stringer, 11/12/10 to 11/28/10
Scored double figures in 10 straight games	15	Tasmin Mitchell, 11/27/09 to 1/23/10
Scored double figures in 15 straight games	15	Tasmin Mitchell, 11/27/09 to 1/23/10
Scored double figures in 20 straight games.....	48	Glen Davis, 3/5/05 to 12/17/06
Scored double figures in 25 straight games.....	48	Glen Davis, 3/5/05 to 12/17/06
Scored double figures in 30 straight games.....	48	Glen Davis, 3/5/05 to 12/17/06
Scored double figures in 35 straight games.....	48	Glen Davis, 3/5/05 to 12/17/06
Scored double figures in 40 straight games	48	Glen Davis, 3/5/05 to 12/17/06
Scored double figures in 45 or more straight game	48	Glen Davis, 3/5/05 to 12/17/06
Scored 20 points or more in 2 straight games	2	Ralston Turner, 23 vs. McNeese (12/16/10); 21 vs. Wichita St. (12/18/10)
Scored 20 points or more in 3 straight games	3	Bo Spencer, 22 vs. Rice (12/19/09); 23 vs. Washington State (12/22/09); 20 at Xavier (12/29/09)
.....		
Scored 20 points or more in 4 straight games	4	Tasmin Mitchell, 26 vs. Louisiana-Lafayette (12/1/09); 24 vs. Northwestern State (12/12/09); 24 vs. Southeastern Louisiana (12/14/09); 27 vs. Nicholls State (12/17/09)
.....		
Scored 20 points or more in 5 straight games	6	Marcus Thornton, 25 at Ole Miss (1/12/08); 27 vs. Auburn (1/16/08); 27 at Vandy (1/19/08); 20 vs. Arkansas (1/26/08); 38 at Auburn (1/30/08); 22 vs. Alabama (2/2/08)
.....		
Scored 30 points or more in consecutive games	2	Marcus Thornton, 31 vs. Miss. State (1/21/09); 30 vs. Xavier (1/24/09)
.....		
Made 10-14 field goals in a game	10	Tasmin Mitchell, at Miss. State, 1/30/10
Made 15 or more field goals in a game.....	15	Tasmin Mitchell, vs. Auburn, 1/20/10
Attempted 15-19 field goals in a game	19	Ralston Turner, vs. Florida, 2/20/11
Attempted 20-24 field goals in a game	21	Tasmin Mitchell, vs. Georgia, 3/6/10
Attempted 25-29 field goals in a game	27	Marcus Thornton, at Miss. State, 3/8/08
Attempted 30 or more field goals in a game	34	Ronnie Henderson, vs. Oklahoma State, 12-20-94
Made 5 three pointers in a game	5	Matt Derenbecker, at Ole Miss, 2/9/11
Made 6-9 three pointers in a game.....	6	Marcus Thornton, vs. Florida, 2/24/09
Made 10 or more three pointers in a game.....	10	Chris Jackson, vs. Tennessee, 2-10-90
Attempted 7 three pointers in a game.....	7	Ralston Turner, vs. Florida, 2/20/11
Attempted 8-10 three pointers in a game	10	Andre Stringer, vs. Miss. State, 2/5/11
Attempted 11 or more three pointers in a game	11	Andre Stringer, at Auburn, 1/8/11

The Last Time An LSU Player...

ALL GAMES

Had 10 or more rebounds	11 Malcolm White, at Ole Miss, 2/9/11
Had 15 or more rebound	15 Malcolm White, vs. UT-Martin, 11/18/10
Had 20 or more rebounds	21 Jaime Lloreda, vs. McNeese State, 11-24-03
Had 10 or more rebounds in 2 straight games	2 Storm Warren, 14 vs. Nicholls, 11/16/10; 11 vs. UT-Martin, 11/18/10
Had 10 or more rebounds in 3 straight games	3 Tasmin Mitchell, 10 at Alabama, 1/27/10; 10 at Miss. State, 1/30/10; 17 vs. Tennessee, 2/4/10
Had 10 or more rebounds in 4 straight games	4 Tasmin Mitchell, 11 vs. Ole Miss, 1/23/10; 10 at Alabama, 1/27/10; 10 at Miss. State, 1/30/10; 17 vs. Tennessee, 2/4/10
Had 10 or more rebounds in 5 straight games	5 Tasmin Mitchell, 10 vs. Auburn, 1/20/10; 11 vs. Ole Miss, 1/23/10; 10 at Alabama, 1/27/10; 10 at Miss. State, 1/30/10; 17 vs. Tennessee, 2/4/10
Had 10 or more rebounds in 6 or more games.....	8 Glen Davis, 11 at Alabama, 2/4/06; 16 vs. Arkansas, 2/8/06; 15 at Florida, 2/11/06; 13 vs. Miss. State, 2/15/06; 11 at Auburn, 2/18/06; 11 at Vandy, 2/22/06; 15 vs. Kentucky, 2/25/06; 10 at S. Carolina, 2/28/06
Had 9 offensive rebounds in a game.....	9 Malcolm White, vs. UT-Martin, 11/18/10
Had 10 defensive rebounds in a game.....	12 Storm Warren, vs. Nicholls, 11/16/10
Had 5 or more assists.....	5 Andre Stringer, at Ole Miss, 2/9/11
Had 8 or more assists.....	8 Chris Bass, at Rice, 12/29/10
Had 10 or more assists	12 Torris Bright, vs. McNeese State, 12-7-02
Had 15 or more assists	18 Randy Livingston, vs. George Mason, 12-3-94
Had 3 or more blocks in a game	3 Storm Warren, vs. Miss. State, 2/5/11
Had 5 or more blocks in a game	6 Malcolm White, at Alabama, 1/29/11
Had 8 or more blocks in a game.....	9 Tyrus Thomas, vs. Tennessee, 1/14/06
Had 10 or more blocks in a game.....	11 Stromile Swift, vs. Alabama, 2-10-99
Had 3 or more steals in a game.....	3 Andre Stringer, vs. Alabama, 2/17/11
Had 5 or more steals in a game.....	5 Chris Bass, vs. Northwestern St., 11/12/10
Had 8 or more steals in a game	8 Clarence Ceasar, vs. Auburn, 1-8-94
Had 10 or more steals in a game.....	10 Shawn Griggs, vs. Tennessee, 2-23-91
Had a double-double	Garrett Green, vs. Arkansas, 1/12/11
Had a double-double in 2 straight games	Tasmin Mitchell, at Miss. State, 26 pts-10 reb., 1/30/10; vs. Tennessee, 13 pts-17 reb., 2/4/10
Had a double-double in 3 or more straight games.....	3 Storm Warren, vs. Northwestern State, 21 pts-16 reb., 12/12/09; vs. Southeastern La. 14 pts-12 reb, 12/14/09; vs. Nicholls St., 13 pts-11 reb., vs. 12/17/09
Had a double-double in 4 or more straight games	4 Storm Warren, vs. UL-Lafayette, 18 pts-16 reb., 12/1/09; vs. Northwestern State, 21 pts-16 reb., 12/1/09; vs. Southeastern La. 14 pts-12 reb., 12/14/09; vs. Nicholls State, 13 pts-11 reb., 12/17/09
Had a triple-double	Shaquille O'Neal, 26 pts-13 reb-11 blks, vs. BYU, 3-19-92
Played 40 minutes in a game.....	40 Malcom White, vs. McNeese, 12/16/10
Played 41 or more in a game	41 Ralston Turner, vs. McNeese, 12/16/10
Played 50 or more minutes in a game	41 Ralston Turner, vs. McNeese, 12/16/10
	54 Maurice Carter, vs. Alabama, 2-10-99

THE STAT CREW SYSTEM
LSU Season Schedule/Results & Leaders (as of Feb 20, 2011)
All games

RECORD:	OVERALL	HOME	AWAY	NEUTRAL
ALL GAMES	10-17	8-8	2-7	0-2
CONFERENCE	2-10	1-5	1-5	0-0
NON-CONFERENCE	8-7	7-3	1-2	0-2

Date	Opponent	Score	Att.	High Points	High Rebounds
11/12/10	NORTHWESTERN STATE	W 87-78	7842	(21)STRINGER, Andre (21)TURNER, Ralston	(6)GREEN, Garrett
11/16/10	NICHOLLS STATE	53-62 L	6913	(14)DERENBECKER, Matt (14)STRINGER, Andre	(14)WARREN, Storm
11/18/10	TENNESSEE-MARTIN	W 79-56	6607	(15)STRINGER, Andre	(15)WHITE, Malcolm
11/21/10	vs Memphis	61-70 L	7941	(13)STRINGER, Andre	(8)LUDWIG, Eddie
11/24/10	CENTENARY	W 78-36	6742	(16)STRINGER, Andre	(9)GREEN, Garrett
11/28/10	at South Alabama	W 80-65	3653	(21)STRINGER, Andre	(5)GREEN, Garrett
11/30/10	HOUSTON	W 73-57	6688	(15)TURNER, Ralston	(11)WARREN, Storm
12/11/10	CENTRAL MICHIGAN	W 59-55	6898	(12)WHITE, Malcolm	(7)TURNER, Ralston
12/13/10	COASTAL CAROLINA	69-78 Lot	6425	(16)STRINGER, Andre	(6)TURNER, Ralston
12/16/10	MCNEESE STATE	Wot 78-66	6445	(23)TURNER, Ralston	(9)WHITE, Malcolm
12/18/10	vs Wichita State	69-70 L	2165	(21)TURNER, Ralston	(13)GREEN, Garrett
12/22/10	NORTH TEXAS	55-75 L	7017	(12)WHITE, Malcolm	(9)WARREN, Storm
12/27/10	SOUTHERN	W 62-41	6739	(16)WHITE, Malcolm	(11)WHITE, Malcolm
12/29/10	at Rice	68-74 L	3358	(19)STRINGER, Andre	(9)WARREN, Storm
01/02/11	at Virginia	50-64 L	10049	(12)GREEN, Garrett	(6)WHITE, Malcolm
01/08/11	*at Auburn	W 62-55	6873	(18)GREEN, Garrett	(8)DERENBECKER, Matt
01/12/11	*ARKANSAS	W 56-53	7023	(13)WHITE, Malcolm	(10)GREEN, Garrett
1/15/11	*at Kentucky	44-82 L	24330	(13)GREEN, Garrett	(9)GREEN, Garrett
01/22/11	*OLE MISS	51-78 L	8060	(14)DERENBECKER, Matt	(5)DERENBECKER, Matt
01/26/11	*at Tennessee	53-75 L	18991	(13)DERENBECKER, Matt	(10)WHITE, Malcolm
01/29/11	*at Alabama	46-70 L	15383	(13)STRINGER, Andre	(7)LUDWIG, Eddie
02/02/11	*SOUTH CAROLINA	56-64 L	7311	(19)STRINGER, Andre	(9)GREEN, Garrett
02/05/11	*MISSISSIPPI STATE	57-58 L	7938	(15)STRINGER, Andre	(9)WHITE, Malcolm
02/09/11	*at Ole Miss	60-66 L	2112	(19)DERENBECKER, Matt	(11)WHITE, Malcolm
02-12-11	*at Arkansas	61-80 L	12933	(13)DERENBECKER, Matt	(5)LUDWIG, Eddie (5)WARREN, Storm
02/17/11	*ALABAMA	56-67 L	7830	(17)TURNER, Ralston	(8)WARREN, Storm
02/20/11	*FLORIDA	61-68 L	7711	(18)TURNER, Ralston	(6)WHITE, Malcolm

* - Conference game

Attendance Summary	Games	Attend	Avg/Game
Home	16	114189	7137
Away	9	97682	10854
Neutral	2	10106	5053
Total	27	221977	8221

THE STAT CREW SYSTEM
LSU Combined Team Statistics (as of Feb 20, 2011)
All games

RECORD:	OVERALL	HOME	AWAY	NEUTRAL
ALL GAMES	10-17	8-8	2-7	0-2
CONFERENCE	2-10	1-5	1-5	0-0
NON-CONFERENCE	8-7	7-3	1-2	0-2

##	Player	gp-gs	min	avg	Total		3-Point		F-Throw		Rebounds				pf	dq	a	to	blk	stl	pts	avg
					fg-fga	fg%	3fg-fga	3fg%	ft-fa	ft%	off	def	tot	avg								
22	TURNER, Ralston	22-22	664	30.2	95-242	.393	43-129	.333	46-69	.667	10	50	60	2.7	51	2	35	50	4	13	279	12.7
10	STRINGER, Andre	27-25	833	30.9	88-256	.344	50-162	.309	91-120	.758	12	51	63	2.3	55	1	78	69	4	31	317	11.7
05	WHITE, Malcolm	27-26	669	24.8	88-191	.461	0-0	.000	52-86	.605	57	92	149	5.5	82	4	9	50	35	10	228	8.4
21	DERENBECKER, Matt	27-11	594	22.0	67-168	.399	32-95	.337	19-26	.731	8	49	57	2.1	43	0	32	28	1	17	185	6.9
45	DOTSON, Aaron	27-21	671	24.9	50-127	.394	16-44	.364	63-88	.716	24	54	78	2.9	70	2	43	51	7	13	179	6.6
03	GREEN, Garrett	27-5	501	18.6	71-163	.436	5-19	.263	29-63	.460	52	91	143	5.3	65	2	10	32	12	16	176	6.5
24	WARREN, Storm	24-17	475	19.8	68-144	.472	0-0	.000	11-25	.440	53	82	135	5.6	59	2	8	33	30	28	147	6.1
13	LUDWIG, Eddie	27-6	428	15.9	28-66	.424	2-6	.333	42-55	.764	29	56	85	3.1	49	2	20	30	2	17	100	3.7
04	BASS, Chris	27-2	438	16.2	16-56	.286	1-7	.143	9-18	.500	10	46	56	2.1	23	0	64	39	1	14	42	1.6
14	COURTNEY, Jalen	15-0	72	4.8	5-12	.417	2-4	.500	4-6	.667	2	6	8	0.5	7	0	0	2	1	0	16	1.1
25	POPULIST, Daron	16-0	77	4.8	4-16	.250	2-10	.200	3-4	.750	0	10	10	0.6	13	0	10	3	0	0	13	0.8
15	HARRIS, Dennis	4-0	28	7.0	1-4	.250	0-0	.000	0-0	.000	1	4	5	1.3	5	0	0	2	2	2	2	0.5
Team												62	41	103		1		7				
Total.....		27	5450		581-1445	.402	153-476	.321	369-560	.659	320	632	952	35.3	523	15	309	396	99	161	1684	62.4
Opponents.....		27	5450		607-1492	.407	144-441	.327	405-574	.706	342	635	977	36.2	508	8	235	352	106	205	1763	65.3

TEAM STATISTICS	LSU	OPP	Date	Opponent	Score	Att.
SCORING	1684	1763	11/12/10	NORTHWESTERN STATE	w 87-78	7842
Points per game	62.4	65.3	11/16/10	NICHOLLS STATE	L 53-62	6913
Scoring margin	-2.9	-	11/18/10	TENNESSEE-MARTIN	w 79-56	6607
FIELD GOALS-ATT	581-1445	607-1492	11/21/10	vs Memphis	L 61-70	7941
Field goal pct	.402	.407	11/24/10	CENTENARY	w 78-36	6742
3 POINT FG-ATT	153-476	144-441	11/28/10	at South Alabama	w 80-65	3653
3-point FG pct	.321	.327	11/30/10	HOUSTON	w 73-57	6688
3-pt FG made per game	5.7	5.3	12/11/10	CENTRAL MICHIGAN	w 59-55	6898
FREE THROWS-ATT	369-560	405-574	12/13/10	COASTAL CAROLINA	Lot 69-78	6425
Free throw pct	.659	.706	12/16/10	MCNEESE STATE	Wot 78-66	6445
F-Throws made per game	13.7	15.0	12/18/10	vs Wichita State	L 69-70	2165
REBOUNDS	952	977	12/22/10	NORTH TEXAS	L 55-75	7017
Rebounds per game	35.3	36.2	12/27/10	SOUTHERN	w 62-41	6739
Rebounding margin	-0.9	-	12/29/10	at Rice	L 68-74	3358
ASSISTS	309	235	01/02/11	at Virginia	L 50-64	10049
Assists per game	11.4	8.7	* 01/08/11	at Auburn	w 62-55	6873
TURNOVERS	396	352	* 01/12/11	ARKANSAS	w 56-53	7023
Turnovers per game	14.7	13.0	* 1/15/11	at Kentucky	L 44-82	24330
Turnover margin	-1.6	-	* 01/22/11	OLE MISS	L 51-78	8060
Assist/turnover ratio	0.8	0.7	* 01/26/11	at Tennessee	L 53-75	18991
STEALS	161	205	* 01/29/11	at Alabama	L 46-70	15383
Steals per game	6.0	7.6	* 02/02/11	SOUTH CAROLINA	L 56-64	7311
BLOCKS	99	106	* 02/05/11	MISSISSIPPI STATE	L 57-58	7938
Blocks per game	3.7	3.9	* 02/09/11	at Ole Miss	L 60-66	2112
ATTENDANCE	114189	107788	* 02-12-11	at Arkansas	L 61-80	12933
Home games-Avg/Game	16-7137	9-10854	* 02/17/11	ALABAMA	L 56-67	7830
Neutral site-Avg/Game	-	2-5053	* 02/20/11	FLORIDA	L 61-68	7711

Score by Periods	1st	2nd	OT	Totals
LSU	808	853	23	1684
Opponents	804	939	20	1763

* - Conference game

THE STAT CREW SYSTEM
LSU Combined Team Statistics (as of Feb 20, 2011)
Conference games

RECORD:	OVERALL	HOME	AWAY	NEUTRAL
ALL GAMES	2-10	1-5	1-5	0-0
CONFERENCE	2-10	1-5	1-5	0-0
NON-CONFERENCE	0-0	0-0	0-0	0-0

##	Player	gp-gs	min	avg	Total		3-Point		F-Throw		Rebounds				pf	dq	a	to	blk	stl	pts	avg
					fg-fga	fg%	3fg-fga	3fg%	ft-fta	ft%	off	def	tot	avg								
22	TURNER, Ralston	7-7	202	28.9	28-72	.389	9-31	.290	9-15	.600	1	12	13	1.9	15	1	12	16	1	3	74	10.6
21	DERENBECKER, Matt	12-11	359	29.9	42-102	.412	20-58	.345	10-13	.769	4	32	36	3.0	20	0	17	18	0	12	114	9.5
10	STRINGER, Andre	12-12	403	33.6	32-108	.296	17-76	.224	28-40	.700	7	21	28	2.3	20	0	37	31	0	14	109	9.1
05	WHITE, Malcolm	12-12	297	24.8	39-93	.419	0-0	.000	18-28	.643	21	45	66	5.5	40	2	5	28	16	6	96	8.0
03	GREEN, Garrett	12-3	283	23.6	37-86	.430	3-14	.214	16-33	.485	27	40	67	5.6	32	1	7	16	5	5	93	7.8
45	DOTSON, Aaron	12-6	260	21.7	17-48	.354	4-20	.200	21-33	.636	11	25	36	3.0	25	0	11	26	0	7	59	4.9
13	LUDWIG, Eddie	12-5	213	17.8	18-38	.474	2-4	.500	17-24	.708	12	28	40	3.3	24	0	10	17	2	6	55	4.6
24	WARREN, Storm	10-4	141	14.1	20-46	.435	0-0	.000	2-8	.250	17	23	40	4.0	19	1	0	12	15	8	42	4.2
14	COURTNEY, Jalen	4-0	26	6.5	2-4	.500	1-1	1.000	0-0	.000	0	2	2	0.5	2	0	0	1	1	0	5	1.3
04	BASS, Chris	12-0	185	15.4	4-27	.148	0-4	.000	3-3	1.000	4	20	24	2.0	9	0	23	16	0	2	11	0.9
25	POPULIST, Daron	7-0	31	4.4	1-7	.143	0-5	.000	3-4	.750	0	5	5	0.7	3	0	4	0	0	0	5	0.7
Team												26	15	41		1		1				
Total.....		12	2400		240-631	.380	56-213	.263	127-201	.632	130	268	398	33.2	210	5	126	182	40	63	663	55.2
Opponents.....		12	2400		286-675	.424	73-200	.365	171-229	.747	150	297	447	37.2	204	3	133	142	48	90	816	68.0

TEAM STATISTICS	LSU	OPP	Date	Opponent	Score	Att.
SCORING	663	816	* 01/08/11	at Auburn	w 62-55	6873
Points per game	55.2	68.0	* 01/12/11	ARKANSAS	w 56-53	7023
Scoring margin	-12.7	-	* 1/15/11	at Kentucky	L 44-82	24330
FIELD GOALS-ATT	240-631	286-675	* 01/22/11	OLE MISS	L 51-78	8060
Field goal pct	.380	.424	* 01/26/11	at Tennessee	L 53-75	18991
3 POINT FG-ATT	56-213	73-200	* 01/29/11	at Alabama	L 46-70	15383
3-point FG pct	.263	.365	* 02/02/11	SOUTH CAROLINA	L 56-64	7311
3-pt FG made per game	4.7	6.1	* 02/05/11	MISSISSIPPI STATE	L 57-58	7938
FREE THROWS-ATT	127-201	171-229	* 02/09/11	at Ole Miss	L 60-66	2112
Free throw pct	.632	.747	* 02-12-11	at Arkansas	L 61-80	12933
F-Throws made per game	10.6	14.3	* 02/17/11	ALABAMA	L 56-67	7830
REBOUNDS	398	447	* 02/20/11	FLORIDA	L 61-68	7711
Rebounds per game	33.2	37.2				
Rebounding margin	-4.1	-				
ASSISTS	126	133				
Assists per game	10.5	11.1				
TURNOVERS	182	142				
Turnovers per game	15.2	11.8				
Turnover margin	-3.3	-				
Assist/turnover ratio	0.7	0.9				
STEALS	63	90				
Steals per game	5.3	7.5				
BLOCKS	40	48				
Blocks per game	3.3	4.0				
ATTENDANCE	45873	80622				
Home games-Avg/Game	6-7646	6-13437				
Neutral site-Avg/Game	-	0-0				

* - Conference game

Score by Periods	1st	2nd	Totals
LSU	333	330	663
Opponents	391	425	816

THE STAT CREW SYSTEM
LSU Category Leaders (as of Feb 20, 2011)
All games

Points	G	Pts	Pts/G	Scoring Average	G	Pts	Avg/G
STRINGER, Andre	27	317	11.7	TURNER, Ralston	22	279	12.7
TURNER, Ralston	22	279	12.7	STRINGER, Andre	27	317	11.7
WHITE, Malcolm	27	228	8.4	WHITE, Malcolm	27	228	8.4
DERENBECKER, Matt	27	185	6.9	DERENBECKER, Matt	27	185	6.9
DOTSON, Aaron	27	179	6.6	DOTSON, Aaron	27	179	6.6
GREEN, Garrett	27	176	6.5	GREEN, Garrett	27	176	6.5
WARREN, Storm	24	147	6.1	WARREN, Storm	24	147	6.1
LUDWIG, Eddie	27	100	3.7	LUDWIG, Eddie	27	100	3.7
BASS, Chris	27	42	1.6	BASS, Chris	27	42	1.6
COURTNEY, Jalen	15	16	1.1	COURTNEY, Jalen	15	16	1.1
POPULIST, Daron	16	13	0.8	POPULIST, Daron	16	13	0.8
HARRIS, Dennis	4	2	0.5	HARRIS, Dennis	4	2	0.5

FG Percentage	FG	Att	Pct	Field Goal Attempts	G	Att	Att/G
WARREN, Storm	68	144	.472	STRINGER, Andre	27	256	9.5
WHITE, Malcolm	88	191	.461	TURNER, Ralston	22	242	11.0
GREEN, Garrett	71	163	.436	WHITE, Malcolm	27	191	7.1
LUDWIG, Eddie	28	66	.424	DERENBECKER, Matt	27	168	6.2
COURTNEY, Jalen	5	12	.417	GREEN, Garrett	27	163	6.0
DERENBECKER, Matt	67	168	.399				
DOTSON, Aaron	50	127	.394				
TURNER, Ralston	95	242	.393				
STRINGER, Andre	88	256	.344				
BASS, Chris	16	56	.286				
HARRIS, Dennis	1	4	.250				
POPULIST, Daron	4	16	.250				

Field Goals Made	G	Made	Made/G
TURNER, Ralston	22	95	4.3
WHITE, Malcolm	27	88	3.3
STRINGER, Andre	27	88	3.3
GREEN, Garrett	27	71	2.6
WARREN, Storm	24	68	2.8

3-Point Percentage	3FG	Att	Pct	3-Point FG Attempts	G	Att	Att/G
COURTNEY, Jalen	2	4	.500	STRINGER, Andre	27	162	6.0
DOTSON, Aaron	16	44	.364	TURNER, Ralston	22	129	5.9
DERENBECKER, Matt	32	95	.337	DERENBECKER, Matt	27	95	3.5
LUDWIG, Eddie	2	6	.333	DOTSON, Aaron	27	44	1.6
TURNER, Ralston	43	129	.333	GREEN, Garrett	27	19	0.7
STRINGER, Andre	50	162	.309				
GREEN, Garrett	5	19	.263				
POPULIST, Daron	2	10	.200				
BASS, Chris	1	7	.143				

3-Point FG Made	G	Made	Made/G
STRINGER, Andre	27	50	1.9
TURNER, Ralston	22	43	2.0
DERENBECKER, Matt	27	32	1.2
DOTSON, Aaron	27	16	0.6
GREEN, Garrett	27	5	0.2

Free Throw Percent	FG	Att	Pct	Free Throw Attempts	G	Att	Att/G
LUDWIG, Eddie	42	55	.764	STRINGER, Andre	27	120	4.4
STRINGER, Andre	91	120	.758	DOTSON, Aaron	27	88	3.3
POPULIST, Daron	3	4	.750	WHITE, Malcolm	27	86	3.2
DERENBECKER, Matt	19	26	.731	TURNER, Ralston	22	69	3.1
DOTSON, Aaron	63	88	.716	GREEN, Garrett	27	63	2.3
TURNER, Ralston	46	69	.667				
COURTNEY, Jalen	4	6	.667				
WHITE, Malcolm	52	86	.605				
BASS, Chris	9	18	.500				
GREEN, Garrett	29	63	.460				
WARREN, Storm	11	25	.440				

Free Throws Made	G	Made	Made/G
STRINGER, Andre	27	91	3.4
DOTSON, Aaron	27	63	2.3
WHITE, Malcolm	27	52	1.9
TURNER, Ralston	22	46	2.1
LUDWIG, Eddie	27	42	1.6

THE STAT CREW SYSTEM
LSU Category Leaders (as of Feb 20, 2011)
All games

<u>Rebounds</u>	<u>G</u>	<u>Reb</u>	<u>Reb/G</u>
WHITE, Malcolm	27	149	5.5
GREEN, Garrett	27	143	5.3
WARREN, Storm	24	135	5.6
LUDWIG, Eddie	27	85	3.1
DOTSON, Aaron	27	78	2.9

<u>Assists</u>	<u>G</u>	<u>No.</u>	<u>Ast/G</u>
STRINGER, Andre	27	78	2.9
BASS, Chris	27	64	2.4
DOTSON, Aaron	27	43	1.6
TURNER, Ralston	22	35	1.6
DERENBECKER, Matt	27	32	1.2

<u>Rebound Average</u>	<u>G</u>	<u>Reb</u>	<u>Avg/G</u>
WARREN, Storm	24	135	5.6
WHITE, Malcolm	27	149	5.5
GREEN, Garrett	27	143	5.3
LUDWIG, Eddie	27	85	3.1
DOTSON, Aaron	27	78	2.9

<u>Steals</u>	<u>G</u>	<u>No.</u>	<u>Stl/G</u>
STRINGER, Andre	27	31	1.1
WARREN, Storm	24	28	1.2
LUDWIG, Eddie	27	17	0.6
DERENBECKER, Matt	27	17	0.6
GREEN, Garrett	27	16	0.6

<u>Offensive Rebounds</u>	<u>G</u>	<u>No.</u>	<u>Avg/G</u>
WHITE, Malcolm	27	57	2.1
WARREN, Storm	24	53	2.2
GREEN, Garrett	27	52	1.9
LUDWIG, Eddie	27	29	1.1
DOTSON, Aaron	27	24	0.9

<u>Blocked Shots</u>	<u>G</u>	<u>No.</u>	<u>Blk/G</u>
WHITE, Malcolm	27	35	1.3
WARREN, Storm	24	30	1.3
GREEN, Garrett	27	12	0.4
DOTSON, Aaron	27	7	0.3
STRINGER, Andre	27	4	0.1
TURNER, Ralston	22	4	0.2

<u>Defensive Rebounds</u>	<u>G</u>	<u>No.</u>	<u>Avg/G</u>
WHITE, Malcolm	27	92	3.4
GREEN, Garrett	27	91	3.4
WARREN, Storm	24	82	3.4
LUDWIG, Eddie	27	56	2.1
DOTSON, Aaron	27	54	2.0

<u>Minutes</u>	<u>G</u>	<u>No.</u>	<u>Min/G</u>
STRINGER, Andre	27	833	30.9
DOTSON, Aaron	27	671	24.9
WHITE, Malcolm	27	669	24.8
TURNER, Ralston	22	664	30.2
DERENBECKER, Matt	27	594	22.0

<u>Fouls</u>	<u>G</u>	<u>No.</u>	<u>Per/G</u>
WHITE, Malcolm	27	82	3.0
DOTSON, Aaron	27	70	2.6
GREEN, Garrett	27	65	2.4
WARREN, Storm	24	59	2.5
STRINGER, Andre	27	55	2.0

<u>Turnovers</u>	<u>G</u>	<u>No.</u>	<u>TO/G</u>
STRINGER, Andre	27	69	2.6
DOTSON, Aaron	27	51	1.9
TURNER, Ralston	22	50	2.3
WHITE, Malcolm	27	50	1.9
BASS, Chris	27	39	1.4

<u>Foulouts</u>	<u>G</u>	<u>No.</u>
WHITE, Malcolm	27	4
TURNER, Ralston	22	2
GREEN, Garrett	27	2
WARREN, Storm	24	2
DOTSON, Aaron	27	2
LUDWIG, Eddie	27	2

THE STAT CREW SYSTEM
 LSU Team Game-by-Game (as of Feb 20, 2011)
 All games

TEAM STATISTICS

Opponent	Date	Score		Total		3-Pointers		Free throws		Rebounds				pf	a	t/o	blk	stl	pts	avg
				fg-fga	pct	3fg-fga	pct	ft-fta	pct	off	def	tot	avg							
NORTHWESTERN STATE	11/12/10	87-78	W	24-40	.600	7-15	.467	32-46	.696	9	24	33	33.0	30	13	25	4	13	87	87.0
NICHOLLS STATE	11/16/10	53-62	L	16-43	.372	6-18	.333	15-21	.714	7	30	37	35.0	22	8	18	4	3	53	70.0
TENNESSEE-MARTIN	11/18/10	79-56	W	27-62	.435	3-15	.200	22-29	.759	22	30	52	40.7	20	11	15	5	7	79	73.0
vs Memphis	11/21/10	61-70	L	18-52	.346	5-15	.333	20-29	.690	9	26	35	39.2	27	13	13	4	7	61	70.0
CENTENARY	11/24/10	78-36	W	29-61	.475	10-24	.417	10-17	.588	17	26	43	40.0	12	17	9	4	7	78	71.6
at South Alabama	11/28/10	80-65	W	25-47	.532	12-17	.706	18-28	.643	9	29	38	39.7	24	14	14	3	5	80	73.0
HOUSTON	11/30/10	73-57	W	26-52	.500	5-14	.357	16-21	.762	14	21	35	39.0	16	14	17	5	10	73	73.0
CENTRAL MICHIGAN	12/11/10	59-55	W	20-42	.476	3-7	.429	16-22	.727	7	23	30	37.9	17	12	17	4	8	59	71.2
COASTAL CAROLINA	12/13/10	69-78	Lot	26-64	.406	7-22	.318	10-17	.588	14	21	35	37.6	23	13	16	4	5	69	71.0
MCNEESE STATE	12/16/10	78-66	Wot	25-57	.439	6-20	.300	22-31	.710	14	26	40	37.8	16	16	13	7	3	78	71.7
vs Wichita State	12/18/10	69-70	L	19-56	.339	8-21	.381	23-31	.742	14	22	36	37.6	22	6	11	2	6	69	71.5
NORTH TEXAS	12/22/10	55-75	L	23-63	.365	3-13	.231	6-12	.500	14	18	32	37.2	19	9	12	4	4	55	70.1
SOUTHERN	12/27/10	62-41	W	23-62	.371	7-21	.333	9-14	.643	13	32	45	37.8	13	16	11	6	8	62	69.5
at Rice	12/29/10	68-74	L	22-62	.355	12-28	.429	12-24	.500	15	16	31	37.3	37	14	11	0	9	68	69.4
at Virginia	01/02/11	50-64	L	18-51	.353	3-13	.231	11-17	.647	12	20	32	36.9	15	7	12	3	3	50	68.1
at Auburn	01/08/11	62-55	W	24-56	.429	5-19	.263	9-16	.563	16	25	41	37.2	13	14	18	4	9	62	67.7
ARKANSAS	01/12/11	56-53	W	19-48	.396	1-13	.077	17-31	.548	12	34	46	37.7	14	14	14	3	6	56	67.0
at Kentucky	1/15/11	44-82	L	17-65	.262	3-24	.125	7-12	.583	17	25	42	37.9	17	8	15	5	3	44	65.7
OLE MISS	01/22/11	51-78	L	15-46	.326	6-17	.353	15-19	.789	7	12	19	36.9	17	10	16	3	7	51	64.9
at Tennessee	01/26/11	53-75	L	18-53	.340	5-23	.217	12-17	.706	12	19	31	36.7	11	10	12	2	2	53	64.3
at Alabama	01/29/11	46-70	L	17-45	.378	4-15	.267	8-15	.533	8	16	24	36.0	20	7	18	6	3	46	63.5
SOUTH CAROLINA	02/02/11	56-64	L	18-51	.353	5-18	.278	15-22	.682	14	19	33	35.9	18	5	14	1	5	56	63.1
MISSISSIPPI STATE	02/05/11	57-58	L	22-59	.373	6-24	.250	7-9	.778	8	31	39	36.0	19	9	13	5	7	57	62.9
at Ole Miss	02/09/11	60-66	L	23-51	.451	8-21	.381	6-12	.500	4	26	30	35.8	22	14	16	5	5	60	62.8
at Arkansas	02-12-11	61-80	L	22-51	.431	3-11	.273	14-18	.778	9	20	29	35.5	20	11	17	3	4	61	62.7
ALABAMA	02/17/11	56-67	L	20-47	.426	3-10	.300	13-23	.565	12	23	35	35.5	19	11	17	2	6	56	62.4
FLORIDA	02/20/11	61-68	L	25-59	.424	7-18	.389	4-7	.571	11	18	29	35.3	20	13	12	1	6	61	62.4
LSU		1684		581-1445	.402	153-476	.321	369-560	.659	320	632	952	35.3	523	309	396	99	161	1684	62.4
Opponents		1763		607-1492	.407	144-441	.327	405-574	.706	342	635	977	36.2	508	235	352	106	205	1763	65.3

Games played: 27
 Points/game: 62.4
 FG Pct: 40.2
 3FG Pct: 32.1
 FT Pct: 65.9

Rebounds/game: 35.3
 Assists/game: 11.4
 Turnovers/game: 14.7
 Assist/turnover ratio: 0.8
 Steals/game: 6.0
 Blocks/game: 3.7

THE STAT CREW SYSTEM
 LSU Opponent Game-by-Game (as of Feb 20, 2011)
 All games

OPPONENT STATISTICS

Opponent	Date	Score		Total		3-Pointers		Free throws		Rebounds				pf	a	t/o	blk	stl	pts	avg
				fg-fga	pct	3fg-fga	pct	ft-fta	pct	off	def	tot	avg							
NORTHWESTERN STATE	11/12/10	87-78	W	29-70	.414	7-26	.269	13-27	.481	24	12	36	36.0	32	8	17	3	14	78	78.0
NICHOLLS STATE	11/16/10	53-62	L	19-53	.358	6-19	.316	18-27	.667	10	23	33	34.5	19	7	8	2	12	62	70.0
TENNESSEE-MARTIN	11/18/10	79-56	W	19-60	.317	4-18	.222	14-22	.636	16	16	32	33.7	23	4	14	2	8	56	65.3
vs Memphis	11/21/10	61-70	L	23-49	.469	7-19	.368	17-28	.607	6	27	33	33.5	27	9	16	5	7	70	66.5
CENTENARY	11/24/10	78-36	W	13-46	.283	4-15	.267	6-10	.600	7	19	26	32.0	16	7	15	4	5	36	60.4
at South Alabama	11/28/10	80-65	W	18-54	.333	6-16	.375	23-31	.742	12	17	29	31.5	24	10	9	7	4	65	61.2
HOUSTON	11/30/10	73-57	W	23-58	.397	6-16	.375	5-12	.417	18	14	32	31.6	20	6	19	3	6	57	60.6
CENTRAL MICHIGAN	12/11/10	59-55	W	17-48	.354	3-10	.300	18-23	.783	11	18	29	31.3	18	2	16	2	9	55	59.9
COASTAL CAROLINA	12/13/10	69-78	Lot	27-60	.450	5-14	.357	19-26	.731	16	29	45	32.8	18	7	16	5	8	78	61.9
MCNEESE STATE	12/16/10	78-66	Wot	25-65	.385	6-23	.261	10-15	.667	16	23	39	33.4	20	9	12	6	11	66	62.3
vs Wichita State	12/18/10	69-70	L	21-52	.404	5-17	.294	23-30	.767	15	26	41	34.1	24	4	15	3	4	70	63.0
NORTH TEXAS	12/22/10	55-75	L	29-56	.518	3-9	.333	14-15	.933	10	31	41	34.7	14	7	13	3	8	75	64.0
SOUTHERN	12/27/10	62-41	W	17-56	.304	1-10	.100	6-11	.545	10	29	39	35.0	14	2	15	4	8	41	62.2
at Rice	12/29/10	68-74	L	20-38	.526	2-10	.200	32-47	.681	8	31	39	35.3	20	10	14	3	5	74	63.1
at Virginia	01/02/11	50-64	L	21-52	.404	6-19	.316	16-21	.762	13	23	36	35.3	15	10	11	6	6	64	63.1
at Auburn	01/08/11	62-55	W	19-61	.311	8-24	.333	9-15	.600	17	18	35	35.3	20	13	14	4	10	55	62.6
ARKANSAS	01/12/11	56-53	W	19-57	.333	2-20	.100	13-16	.813	6	26	32	35.1	25	9	10	3	7	53	62.1
at Kentucky	1/15/11	44-82	L	29-70	.414	10-20	.500	14-18	.778	16	34	50	35.9	13	13	7	6	10	82	63.2
OLE MISS	01/22/11	51-78	L	28-45	.622	10-17	.588	12-16	.750	7	26	33	35.8	20	16	18	8	6	78	63.9
at Tennessee	01/26/11	53-75	L	29-62	.468	10-26	.385	7-10	.700	14	25	39	36.0	14	20	7	7	9	75	64.5
at Alabama	01/29/11	46-70	L	25-60	.417	2-12	.167	18-22	.818	20	23	43	36.3	18	12	12	5	9	70	64.8
SOUTH CAROLINA	02/02/11	56-64	L	22-50	.440	6-16	.375	14-17	.824	11	23	34	36.2	21	7	13	6	4	64	64.7
MISSISSIPPI STATE	02/05/11	57-58	L	20-53	.377	7-18	.389	11-17	.647	8	30	38	36.3	13	10	13	3	5	58	64.4
at Ole Miss	02/09/11	60-66	L	21-54	.389	5-16	.313	19-30	.633	13	26	39	36.4	12	9	12	1	6	66	64.5
at Arkansas	02-12-11	61-80	L	24-50	.480	7-12	.583	25-29	.862	8	22	30	36.1	18	12	13	2	6	80	65.1
ALABAMA	02/17/11	56-67	L	25-58	.431	2-6	.333	15-19	.789	13	20	33	36.0	17	5	10	1	9	67	65.2
FLORIDA	02/20/11	61-68	L	25-55	.455	4-13	.308	14-20	.700	17	24	41	36.2	13	7	13	2	9	68	65.3
Opponents		1763		607-1492	.407	144-441	.327	405-574	.706	342	635	977	36.2	508	235	352	106	205	1763	65.3
LSU		1684		581-1445	.402	153-476	.321	369-560	.659	320	632	952	35.3	523	309	396	99	161	1684	62.4

Games played: 27
 Points/game: 65.3
 FG Pct: 40.7
 3FG Pct: 32.7
 FT Pct: 70.6

Rebounds/game: 36.2
 Assists/game: 8.7
 Turnovers/game: 13.0
 Assist/turnover ratio: 0.7
 Steals/game: 7.6
 Blocks/game: 3.9

THE STAT CREW SYSTEM
LSU Points-Rebounds-Assists (as of Feb 20, 2011)
All games

Opponent	Date	Score		03	04	05	10	13	14	21
				GREEN,GARR	BASS,CHRIS	WHITE,MALC	STRINGER,A	LUDWIG,EDD	COURTNEY,J	DERENBECKE
NORTHWESTERN STATE	11/12/10	87-78	w	2-6-0	4-2-2	12-4-0	21-3-5	4-3-0	2-0-0	0-0-0
NICHOLLS STATE	11/16/10	53-62	L	0-4-1	0-2-0	2-2-0	14-2-3	4-2-0	DNP	14-6-0
TENNESSEE-MARTIN	11/18/10	79-56	w	3-3-0	4-3-5	12-15-2	15-2-1	5-1-0	1-1-0	2-2-0
vs Memphis	11/21/10	61-70	L	8-4-0	0-2-4	5-4-0	13-2-2	8-8-1	2-0-0	0-1-1
CENTENARY	11/24/10	78-36	w	8-9-0	3-5-1	14-7-0	16-0-4	6-5-4	2-3-0	6-0-1
at South Alabama	11/28/10	80-65	w	0-5-0	1-2-0	4-4-0	21-4-3	4-4-4	0-0-0	9-4-2
HOUSTON	11/30/10	73-57	w	4-5-0	2-1-4	9-2-0	13-3-3	5-3-0	DNP	5-0-0
CENTRAL MICHIGAN	12/11/10	59-55	w	2-3-0	6-4-4	12-4-0	8-1-0	3-2-0	DNP	0-0-1
COASTAL CAROLINA	12/13/10	69-78	L	9-4-0	4-0-1	5-3-0	16-2-5	0-1-0	0-0-0	3-1-3
MCNEESE STATE	12/16/10	78-66	w	3-3-1	0-3-2	13-9-0	15-6-5	0-0-0	DNP	0-1-1
vs Wichita State	12/18/10	69-70	L	15-13-0	2-0-2	3-1-0	18-2-1	2-3-0	0-0-0	4-1-1
NORTH TEXAS	12/22/10	55-75	L	10-5-1	0-2-4	12-7-0	7-1-0	1-1-0	3-1-0	3-0-2
SOUTHERN	12/27/10	62-41	w	3-4-0	0-2-2	16-11-0	6-5-4	2-4-0	1-1-0	8-2-3
at Rice	12/29/10	68-74	L	4-3-0	3-1-8	2-4-1	19-0-4	0-4-0	0-0-0	17-3-0
at Virginia	01/02/11	50-64	L	12-5-0	2-3-2	11-6-1	6-2-1	1-4-1	0-0-0	0-0-0
at Auburn	01/08/11	62-55	w	18-5-1	3-3-4	7-5-1	9-2-3	6-4-2	DNP	15-8-3
ARKANSAS	01/12/11	56-53	w	10-10-1	2-2-2	13-7-1	11-4-7	3-1-0	DNP	12-6-2
at Kentucky	1/15/11	44-82	L	13-9-0	0-5-4	0-3-0	6-4-1	7-4-0	0-2-0	4-2-3
OLE MISS	01/22/11	51-78	L	5-1-0	0-1-2	6-4-0	11-1-2	1-0-2	3-0-0	14-5-1
at Tennessee	01/26/11	53-75	L	6-3-0	0-4-2	9-10-0	6-2-3	12-4-0	2-0-0	13-2-2
at Alabama	01/29/11	46-70	L	6-5-1	0-0-2	6-0-0	13-1-2	4-7-2	0-0-0	10-2-0
SOUTH CAROLINA	02/02/11	56-64	L	12-9-0	0-2-0	10-4-0	19-4-2	2-6-0	DNP	3-2-1
MISSISSIPPI STATE	02/05/11	57-58	L	8-8-1	4-2-1	6-9-0	15-3-4	5-2-2	DNP	0-1-0
at Ole Miss	02/09/11	60-66	L	0-3-1	0-0-2	8-11-0	2-3-5	4-4-1	DNP	19-2-1
at Arkansas	02-12-11	61-80	L	4-3-0	0-1-2	11-3-1	4-0-4	9-5-0	DNP	13-1-0
ALABAMA	02/17/11	56-67	L	10-7-2	2-3-2	14-4-0	4-2-2	0-1-1	DNP	3-3-2
FLORIDA	02/20/11	61-68	L	1-4-0	0-1-0	6-6-2	9-2-2	2-2-0	DNP	8-2-2

Opponent	Date	Score		22	24	25	45
				TURNER,RAL	WARREN,STO	POPULIST,D	DOTSON,AAR
NORTHWESTERN STATE	11/12/10	87-78	w	21-5-2	4-4-2	0-0-2	17-3-0
NICHOLLS STATE	11/16/10	53-62	L	6-2-2	8-14-1	0-0-0	5-2-1
TENNESSEE-MARTIN	11/18/10	79-56	w	10-1-0	12-11-0	2-2-1	13-6-2
vs Memphis	11/21/10	61-70	L	11-2-1	2-3-0	DNP	12-4-4
CENTENARY	11/24/10	78-36	w	8-3-1	1-6-1	6-2-1	8-1-4
at South Alabama	11/28/10	80-65	w	17-1-0	9-3-0	0-1-1	15-3-4
HOUSTON	11/30/10	73-57	w	15-3-5	12-11-0	DNP	8-3-2
CENTRAL MICHIGAN	12/11/10	59-55	w	9-7-4	8-4-0	0-0-1	9-0-2
COASTAL CAROLINA	12/13/10	69-78	L	15-6-1	8-5-0	DNP	9-5-3
MCNEESE STATE	12/16/10	78-66	w	23-2-3	17-6-1	DNP	7-3-3
vs Wichita State	12/18/10	69-70	L	21-2-0	2-4-0	DNP	2-2-2
NORTH TEXAS	12/22/10	55-75	L	9-4-1	10-9-0	DNP	0-1-1
SOUTHERN	12/27/10	62-41	w	15-2-1	5-6-3	0-0-0	6-4-3
at Rice	12/29/10	68-74	L	14-2-1	7-9-0	0-0-0	2-1-0
at Virginia	01/02/11	50-64	L	11-5-1	DNP	0-0-0	7-4-1
at Auburn	01/08/11	62-55	w	DNP	2-6-0	DNP	2-4-0
ARKANSAS	01/12/11	56-53	w	DNP	2-5-0	DNP	3-8-1
at Kentucky	1/15/11	44-82	L	DNP	4-1-0	DNP	10-4-0
OLE MISS	01/22/11	51-78	L	DNP	6-3-0	0-0-0	5-2-3
at Tennessee	01/26/11	53-75	L	DNP	DNP	0-1-0	5-3-3
at Alabama	01/29/11	46-70	L	4-2-0	DNP	0-0-0	3-4-0
SOUTH CAROLINA	02/02/11	56-64	L	2-0-0	0-1-0	DNP	8-3-2
MISSISSIPPI STATE	02/05/11	57-58	L	7-1-1	2-7-0	0-0-0	10-4-0
at Ole Miss	02/09/11	60-66	L	16-3-3	10-1-0	1-1-0	0-0-1
at Arkansas	02-12-11	61-80	L	10-4-3	6-5-0	2-1-1	2-1-0
ALABAMA	02/17/11	56-67	L	17-2-1	2-8-0	DNP	4-1-1
FLORIDA	02/20/11	61-68	L	18-1-4	8-3-0	2-2-3	7-2-0

THE STAT CREW SYSTEM
 LSU Team High/Low Analysis (as of Feb 20, 2011)
 All games

LSU - TEAM GAME HIGHS

POINTS	87		NORTHWESTERN STATE (11/12/10)
	80		at South Alabama (11/28/10)
	79		TENNESSEE-MARTIN (11/18/10)
	78		MCNEESE STATE (12/16/10)
	78		CENTENARY (11/24/10)
	29		CENTENARY (11/24/10)
FIELD GOALS MADE	27		TENNESSEE-MARTIN (11/18/10)
	26		COASTAL CAROLINA (12/13/10)
	26		HOUSTON (11/30/10)
	65		at Kentucky (1/15/11)
FIELD GOAL ATTEMPTS	64		COASTAL CAROLINA (12/13/10)
	63		NORTH TEXAS (12/22/10)
FIELD GOAL PERCENTAGE	.600	(24-40)	NORTHWESTERN STATE (11/12/10)
	.532	(25-47)	at South Alabama (11/28/10)
	.500	(26-52)	HOUSTON (11/30/10)
	12		at Rice (12/29/10)
3 PT FIELD GOALS MADE	12		at South Alabama (11/28/10)
	10		CENTENARY (11/24/10)
3 PT FG ATTEMPTS	28		at Rice (12/29/10)
	24		MISSISSIPPI STATE (02/05/11)
	24		at Kentucky (1/15/11)
	24		CENTENARY (11/24/10)
3 PT FG PERCENTAGE	.706	(12-17)	at South Alabama (11/28/10)
	.467	(7-15)	NORTHWESTERN STATE (11/12/10)
	.429	(12-28)	at Rice (12/29/10)
	.429	(3-7)	CENTRAL MICHIGAN (12/11/10)
FREE THROWS MADE	32		NORTHWESTERN STATE (11/12/10)
	23		vs Wichita State (12/18/10)
	22		MCNEESE STATE (12/16/10)
	22		TENNESSEE-MARTIN (11/18/10)
FREE THROW ATTEMPTS	46		NORTHWESTERN STATE (11/12/10)
	31		ARKANSAS (01/12/11)
	31		vs Wichita State (12/18/10)
	31		MCNEESE STATE (12/16/10)
FREE THROW PERCENTAGE	.789	(15-19)	OLE MISS (01/22/11)
	.778	(14-18)	at Arkansas (02-12-11)
	.778	(7-9)	MISSISSIPPI STATE (02/05/11)
	52		TENNESSEE-MARTIN (11/18/10)
REBOUNDS	46		ARKANSAS (01/12/11)
	45		SOUTHERN (12/27/10)
ASSISTS	17		CENTENARY (11/24/10)
	16		SOUTHERN (12/27/10)
	16		MCNEESE STATE (12/16/10)
	13		NORTHWESTERN STATE (11/12/10)
STEALS	10		HOUSTON (11/30/10)
	9		at Auburn (01/08/11)
	9		at Rice (12/29/10)
	7		MCNEESE STATE (12/16/10)
BLOCKED SHOTS	6		at Alabama (01/29/11)
	6		SOUTHERN (12/27/10)
TURNOVERS	25		NORTHWESTERN STATE (11/12/10)
	18		at Alabama (01/29/11)
	18		at Auburn (01/08/11)
	18		NICHOLLS STATE (11/16/10)
FOULS	37		at Rice (12/29/10)
	30		NORTHWESTERN STATE (11/12/10)
	27		vs Memphis (11/21/10)

THE STAT CREW SYSTEM
LSU High/Low Analysis (as of Feb 20, 2011)
All games

Opponent - GAME HIGHS

POINTS	82		at Kentucky (1/15/11)
	80		at Arkansas (02-12-11)
	78		OLE MISS (01/22/11)
	78		COASTAL CAROLINA (12/13/10)
FIELD GOALS MADE	78		NORTHWESTERN STATE (11/12/10)
	29		at Tennessee (01/26/11)
	29		at Kentucky (1/15/11)
	29		NORTH TEXAS (12/22/10)
FIELD GOAL ATTEMPTS	29		NORTHWESTERN STATE (11/12/10)
	70		at Kentucky (1/15/11)
	70		NORTHWESTERN STATE (11/12/10)
FIELD GOAL PERCENTAGE	65		MCNEESE STATE (12/16/10)
	.622	(28-45)	OLE MISS (01/22/11)
	.526	(20-38)	at Rice (12/29/10)
3 PT FIELD GOALS MADE	.518	(29-56)	NORTH TEXAS (12/22/10)
	10		at Tennessee (01/26/11)
	10		OLE MISS (01/22/11)
3 PT FG ATTEMPTS	10		at Kentucky (1/15/11)
	26		at Tennessee (01/26/11)
	26		NORTHWESTERN STATE (11/12/10)
3 PT FG PERCENTAGE	24		at Auburn (01/08/11)
	.588	(10-17)	OLE MISS (01/22/11)
	.583	(7-12)	at Arkansas (02-12-11)
	.500	(10-20)	at Kentucky (1/15/11)
FREE THROWS MADE	32		at Rice (12/29/10)
	25		at Arkansas (02-12-11)
	23		vs Wichita State (12/18/10)
	23		at South Alabama (11/28/10)
FREE THROW ATTEMPTS	47		at Rice (12/29/10)
	31		at South Alabama (11/28/10)
	30		at Ole Miss (02/09/11)
	30		vs Wichita State (12/18/10)
FREE THROW PERCENTAGE	.933	(14-15)	NORTH TEXAS (12/22/10)
	.862	(25-29)	at Arkansas (02-12-11)
	.824	(14-17)	SOUTH CAROLINA (02/02/11)
REBOUNDS	50		at Kentucky (1/15/11)
	45		COASTAL CAROLINA (12/13/10)
	43		at Alabama (01/29/11)
ASSISTS	20		at Tennessee (01/26/11)
	16		OLE MISS (01/22/11)
	13		at Kentucky (1/15/11)
STEALS	13		at Auburn (01/08/11)
	14		NORTHWESTERN STATE (11/12/10)
	12		NICHOLLS STATE (11/16/10)
BLOCKED SHOTS	11		MCNEESE STATE (12/16/10)
	8		OLE MISS (01/22/11)
	7		at Tennessee (01/26/11)
TURNOVERS	7		at South Alabama (11/28/10)
	19		HOUSTON (11/30/10)
	18		OLE MISS (01/22/11)
FOULS	17		NORTHWESTERN STATE (11/12/10)
	32		NORTHWESTERN STATE (11/12/10)
	27		vs Memphis (11/21/10)
	25		ARKANSAS (01/12/11)

THE STAT CREW SYSTEM
 LSU High/Low Analysis (as of Feb 20, 2011)
 All games

LSU - GAME LOWS

POINTS	44		at Kentucky (1/15/11)
	46		at Alabama (01/29/11)
	50		at Virginia (01/02/11)
	51		OLE MISS (01/22/11)
	53		NICHOLLS STATE (11/16/10)
FIELD GOALS MADE	53		at Tennessee (01/26/11)
	15		OLE MISS (01/22/11)
	16		NICHOLLS STATE (11/16/10)
	17		at Kentucky (1/15/11)
	17		at Alabama (01/29/11)
FIELD GOAL ATTEMPTS	40		NORTHWESTERN STATE (11/12/10)
	42		CENTRAL MICHIGAN (12/11/10)
	43		NICHOLLS STATE (11/16/10)
FIELD GOAL PERCENTAGE	.262	(17-65)	at Kentucky (1/15/11)
	.326	(15-46)	OLE MISS (01/22/11)
	.339	(19-56)	vs Wichita State (12/18/10)
3 PT FIELD GOALS MADE	1		ARKANSAS (01/12/11)
	3		TENNESSEE-MARTIN (11/18/10)
	3		CENTRAL MICHIGAN (12/11/10)
	3		NORTH TEXAS (12/22/10)
	3		at Virginia (01/02/11)
	3		at Kentucky (1/15/11)
	3		at Arkansas (02-12-11)
	3		ALABAMA (02/17/11)
	3		at Arkansas (02-12-11)
3 PT FG ATTEMPTS	7		CENTRAL MICHIGAN (12/11/10)
	10		ALABAMA (02/17/11)
	11		at Arkansas (02-12-11)
3 PT FG PERCENTAGE	.077	(1-13)	ARKANSAS (01/12/11)
	.125	(3-24)	at Kentucky (1/15/11)
	.200	(3-15)	TENNESSEE-MARTIN (11/18/10)
FREE THROWS MADE	4		FLORIDA (02/20/11)
	6		NORTH TEXAS (12/22/10)
	6		at Ole Miss (02/09/11)
FREE THROW ATTEMPTS	7		FLORIDA (02/20/11)
	9		MISSISSIPPI STATE (02/05/11)
	12		NORTH TEXAS (12/22/10)
	12		at Kentucky (1/15/11)
	12		at Ole Miss (02/09/11)
FREE THROW PERCENTAGE	.500	(6-12)	NORTH TEXAS (12/22/10)
	.500	(6-12)	at Ole Miss (02/09/11)
	.500	(12-24)	at Rice (12/29/10)
REBOUNDS	19		OLE MISS (01/22/11)
	24		at Alabama (01/29/11)
	29		at Arkansas (02-12-11)
	29		FLORIDA (02/20/11)
ASSISTS	5		SOUTH CAROLINA (02/02/11)
	6		vs Wichita State (12/18/10)
	7		at Virginia (01/02/11)
	7		at Alabama (01/29/11)
STEALS	2		at Tennessee (01/26/11)
	3		NICHOLLS STATE (11/16/10)
	3		MCNEESE STATE (12/16/10)
	3		at Virginia (01/02/11)
	3		at Kentucky (1/15/11)
BLOCKED SHOTS	3		at Alabama (01/29/11)
	0		at Rice (12/29/10)

THE STAT CREW SYSTEM
LSU High/Low Analysis (as of Feb 20, 2011)
All games

Opponent - GAME LOWS

POINTS	36		CENTENARY (11/24/10)
	41		SOUTHERN (12/27/10)
	53		ARKANSAS (01/12/11)
	55		CENTRAL MICHIGAN (12/11/10)
	55		at Auburn (01/08/11)
FIELD GOALS MADE	13		CENTENARY (11/24/10)
	17		CENTRAL MICHIGAN (12/11/10)
	17		SOUTHERN (12/27/10)
FIELD GOAL ATTEMPTS	38		at Rice (12/29/10)
	45		OLE MISS (01/22/11)
	46		CENTENARY (11/24/10)
FIELD GOAL PERCENTAGE	.283	(13-46)	CENTENARY (11/24/10)
	.304	(17-56)	SOUTHERN (12/27/10)
	.311	(19-61)	at Auburn (01/08/11)
3 PT FIELD GOALS MADE	1		SOUTHERN (12/27/10)
	2		at Rice (12/29/10)
	2		ARKANSAS (01/12/11)
	2		at Alabama (01/29/11)
	2		ALABAMA (02/17/11)
3 PT FG ATTEMPTS	6		ALABAMA (02/17/11)
	9		NORTH TEXAS (12/22/10)
	10		CENTRAL MICHIGAN (12/11/10)
	10		SOUTHERN (12/27/10)
	10		at Rice (12/29/10)
3 PT FG PERCENTAGE	.100	(1-10)	SOUTHERN (12/27/10)
	.100	(2-20)	ARKANSAS (01/12/11)
	.167	(2-12)	at Alabama (01/29/11)
FREE THROWS MADE	5		HOUSTON (11/30/10)
	6		CENTENARY (11/24/10)
	6		SOUTHERN (12/27/10)
FREE THROW ATTEMPTS	10		CENTENARY (11/24/10)
	10		at Tennessee (01/26/11)
	11		SOUTHERN (12/27/10)
FREE THROW PERCENTAGE	.417	(5-12)	HOUSTON (11/30/10)
	.481	(13-27)	NORTHWESTERN STATE (11/12/10)
	.545	(6-11)	SOUTHERN (12/27/10)
REBOUNDS	26		CENTENARY (11/24/10)
	29		at South Alabama (11/28/10)
	29		CENTRAL MICHIGAN (12/11/10)
ASSISTS	2		CENTRAL MICHIGAN (12/11/10)
	2		SOUTHERN (12/27/10)
	4		TENNESSEE-MARTIN (11/18/10)
	4		vs Wichita State (12/18/10)
STEALS	4		at South Alabama (11/28/10)
	4		vs Wichita State (12/18/10)
	4		SOUTH CAROLINA (02/02/11)
BLOCKED SHOTS	1		at Ole Miss (02/09/11)
	1		ALABAMA (02/17/11)
	2		NICHOLLS STATE (11/16/10)
	2		TENNESSEE-MARTIN (11/18/10)
	2		CENTRAL MICHIGAN (12/11/10)
	2		at Arkansas (02-12-11)
	2		FLORIDA (02/20/11)
TURNOVERS	7		at Kentucky (1/15/11)
	7		at Tennessee (01/26/11)
	8		NICHOLLS STATE (11/16/10)

THE STAT CREW SYSTEM
LSU Player High/Low Analysis (as of Feb 20, 2011)
All games

LSU - INDIVIDUAL GAME HIGHS

Points	23		TURNER, Ralston vs McNeese State (12/16/10)
	21		TURNER, Ralston vs Wichita State (12/18/10)
	21		STRINGER, Andre at South Alabama (11/28/10)
	21		TURNER, Ralston vs Northwestern State (11/12/10)
	21		STRINGER, Andre vs Northwestern State (11/12/10)
Field Goals Made	9		GREEN, Garrett at Auburn (01/08/11)
	8		WARREN, Storm vs McNeese State (12/16/10)
	7		TURNER, Ralston vs Florida (02/20/11)
	7		WHITE, Malcolm vs Southern (12/27/10)
	7		STRINGER, Andre at South Alabama (11/28/10)
Field Goal Att.	19		TURNER, Ralston vs Florida (02/20/11)
	18		TURNER, Ralston at Rice (12/29/10)
	16		STRINGER, Andre at Kentucky (1/15/11)
	16		GREEN, Garrett at Kentucky (1/15/11)
	16		TURNER, Ralston vs North Texas (12/22/10)
	16		TURNER, Ralston vs Coastal Carolina (12/13/10)
FG Pct (min 5 made)	1.000	(5-5)	DOTSON, Aaron vs Northwestern State (11/12/10)
	.857	(6-7)	WHITE, Malcolm vs Centenary (11/24/10)
	.818	(9-11)	GREEN, Garrett at Auburn (01/08/11)
	.714	(5-7)	TURNER, Ralston at South Alabama (11/28/10)
	.714	(5-7)	STRINGER, Andre vs Centenary (11/24/10)
3-Point FG Made	5		DERENBECKER, Matt at Ole Miss (02/09/11)
	5		TURNER, Ralston vs Wichita State (12/18/10)
	4		TURNER, Ralston at Rice (12/29/10)
	4		STRINGER, Andre at Rice (12/29/10)
	4		STRINGER, Andre vs Coastal Carolina (12/13/10)
	4		STRINGER, Andre at South Alabama (11/28/10)
	4		DOTSON, Aaron at South Alabama (11/28/10)
	4		STRINGER, Andre vs Centenary (11/24/10)
	4		STRINGER, Andre vs Northwestern State (11/12/10)
3-Point FG Att.	12		TURNER, Ralston at Rice (12/29/10)
	11		STRINGER, Andre at Auburn (01/08/11)
	10		STRINGER, Andre vs Mississippi State (02/05/11)
	10		STRINGER, Andre at Kentucky (1/15/11)
	10		TURNER, Ralston vs McNeese State (12/16/10)
3-Pt FG Pct (min 3 made)	.800	(4-5)	DOTSON, Aaron at South Alabama (11/28/10)
	.750	(3-4)	TURNER, Ralston vs Central Michigan (12/11/10)
	.714	(5-7)	DERENBECKER, Matt at Ole Miss (02/09/11)
	.667	(4-6)	STRINGER, Andre at South Alabama (11/28/10)
	.667	(4-6)	STRINGER, Andre vs Centenary (11/24/10)
Free Throws Made	11		STRINGER, Andre vs Houston (11/30/10)
	8		GREEN, Garrett vs South Carolina (02/02/11)
	8		GREEN, Garrett vs Wichita State (12/18/10)
	8		TURNER, Ralston vs McNeese State (12/16/10)
	8		STRINGER, Andre vs Memphis (11/21/10)
	8		STRINGER, Andre vs Tennessee-Martin (11/18/10)
Free Throw Att.	12		GREEN, Garrett vs Wichita State (12/18/10)
	12		STRINGER, Andre vs Houston (11/30/10)
	11		GREEN, Garrett vs South Carolina (02/02/11)
	11		STRINGER, Andre vs Memphis (11/21/10)
	11		WHITE, Malcolm vs Northwestern State (11/12/10)
FT Pct (min 5 made)	1.000	(6-6)	STRINGER, Andre vs Central Michigan (12/11/10)
	1.000	(5-5)	WHITE, Malcolm at Virginia (01/02/11)

	1.000	(5-5)	DOTSON, Aaron vs McNeese State (12/16/10)
	.917	(11-12)	STRINGER, Andre vs Houston (11/30/10)
	.889	(8-9)	STRINGER, Andre vs Tennessee-Martin (11/18/10)
Rebounds	15		WHITE, Malcolm vs Tennessee-Martin (11/18/10)
	14		WARREN, Storm vs Nicholls State (11/16/10)
	13		GREEN, Garrett vs Wichita State (12/18/10)
	11		WHITE, Malcolm at Ole Miss (02/09/11)
	11		WHITE, Malcolm vs Southern (12/27/10)
	11		WARREN, Storm vs Houston (11/30/10)
	11		WARREN, Storm vs Tennessee-Martin (11/18/10)
Assists	8		BASS, Chris at Rice (12/29/10)
	7		STRINGER, Andre vs Arkansas (01/12/11)
	5		STRINGER, Andre at Ole Miss (02/09/11)
	5		STRINGER, Andre vs McNeese State (12/16/10)
	5		STRINGER, Andre vs Coastal Carolina (12/13/10)
	5		TURNER, Ralston vs Houston (11/30/10)
	5		BASS, Chris vs Tennessee-Martin (11/18/10)
	5		STRINGER, Andre vs Northwestern State (11/12/10)
Steals	5		BASS, Chris vs Northwestern State (11/12/10)
	4		DERENBECKER, Matt vs Ole Miss (01/22/11)
	3		STRINGER, Andre vs Alabama (02/17/11)
	3		STRINGER, Andre vs Mississippi State (02/05/11)
	3		WARREN, Storm vs Southern (12/27/10)
	3		STRINGER, Andre vs Houston (11/30/10)
	3		WARREN, Storm vs Houston (11/30/10)
	3		GREEN, Garrett vs Centenary (11/24/10)
	3		STRINGER, Andre vs Tennessee-Martin (11/18/10)
	3		WARREN, Storm vs Nicholls State (11/16/10)
	3		LUDWIG, Eddie vs Northwestern State (11/12/10)
Blocked Shots	6		WHITE, Malcolm at Alabama (01/29/11)
	4		WARREN, Storm vs Houston (11/30/10)
	3		WARREN, Storm vs Mississippi State (02/05/11)
	3		WHITE, Malcolm vs Southern (12/27/10)
	3		WHITE, Malcolm vs McNeese State (12/16/10)
	3		WARREN, Storm vs Centenary (11/24/10)
	3		WHITE, Malcolm vs Tennessee-Martin (11/18/10)
	3		WHITE, Malcolm vs Northwestern State (11/12/10)
Turnovers	6		WHITE, Malcolm at Ole Miss (02/09/11)
	6		STRINGER, Andre vs Central Michigan (12/11/10)
	6		TURNER, Ralston vs Houston (11/30/10)
	6		STRINGER, Andre vs Northwestern State (11/12/10)
	5		STRINGER, Andre vs Alabama (02/17/11)
	5		WHITE, Malcolm vs Ole Miss (01/22/11)
	5		DOTSON, Aaron vs Coastal Carolina (12/13/10)
	5		BASS, Chris vs Northwestern State (11/12/10)
Fouls	5		WARREN, Storm at Ole Miss (02/09/11)
	5		GREEN, Garrett vs Mississippi State (02/05/11)
	5		TURNER, Ralston vs South Carolina (02/02/11)
	5		WHITE, Malcolm at Alabama (01/29/11)
	5		WHITE, Malcolm at Kentucky (1/15/11)
	5		WHITE, Malcolm at Rice (12/29/10)
	5		STRINGER, Andre at Rice (12/29/10)
	5		DOTSON, Aaron at Rice (12/29/10)

5	LUDWIG, Eddie at Rice (12/29/10)
5	DOTSON, Aaron at South Alabama (11/28/10)
5	TURNER, Ralston at South Alabama (11/28/10)
5	GREEN, Garrett vs Memphis (11/21/10)
5	WHITE, Malcolm vs Memphis (11/21/10)
5	WARREN, Storm vs Memphis (11/21/10)
5	LUDWIG, Eddie vs Northwestern State (11/12/10)

2010-11 LSU Men's Basketball Game Boxscores

Game 1 - LSU 87, Northwestern State 78 11/12/10 7 p.m. at Maravich Center (Baton Rouge, LA)

NW ST	FG-A	3FG-A	FT-A	REB	PF	TP	A	TO	BLK	S	MIN
HULBIN, James f	0-4	0-2	0-2	5	4	0	0	3	1	0	8
EVANS, O.J. c	0-3	0-0	0-0	0	3	0	0	0	0	2	8
DAVIS, Shamir g	1-3	0-1	0-0	1	4	2	0	4	0	0	13
ELLIS, Louis g	1-5	0-2	2-2	4	1	4	1	2	0	1	16
CLARK, Charles g	0-1	0-0	0-0	0	1	0	1	0	0	0	9
KNIGHT, Dominic	1-6	0-1	0-0	1	2	2	1	0	0	1	12
WASHINGTON, T.	1-1	0-0	0-0	1	1	2	0	0	0	0	3
MCCONATHY, L.	0-0	0-0	0-0	0	2	0	2	0	0	0	13
ROBINSON, Patrick	0-1	0-1	0-0	0	0	0	0	0	0	0	3
BAKER, Devon	6-14	3-7	1-2	2	4	16	1	0	0	3	32
PRATT, Will	10-20	1-8	8-12	5	4	29	1	5	0	5	30
MOSLEY, William	4-5	0-0	2-9	9	4	10	0	1	2	2	30
STEWART, Gary	5-7	3-4	0-0	2	2	13	1	2	0	0	23
Team				6							
Totals	29-70	7-26	13-27	36	32	78	8	17	3	14	200

FG% 1st Half	15-30	50.0%	2nd half:	14-40	35.0%	Game:	29-70	41.4%	DB
3FG% 1st Half	4-11	36.4%	2nd half:	3-15	20.0%	Game:	7-26	26.9%	Reb
FT% 1st Half	7-9	77.8%	2nd half:	6-18	33.3%	Game:	13-27	48.1%	7

LSU	FG-A	3FG-A	FT-A	REB	PF	TP	A	TO	BLK	S	MIN
WHITE, Malcolm f	3-8	0-0	6-11	4	4	12	0	4	3	0	34
WARREN, Storm f	2-2	0-0	0-0	4	4	4	2	0	1	0	17
BASS, Chris g	1-1	0-0	2-4	2	2	4	2	5	0	5	18
TURNER, Ralson g	6-12	3-6	6-9	5	2	21	2	2	0	2	38
DOTSON, Aaron g	5-5	0-0	7-8	3	4	17	0	1	1	2	27
GREEN, Garrett	1-1	0-0	0-0	6	2	2	0	1	0	0	11
STRINGER, Andre	5-10	4-9	7-10	3	4	21	5	6	0	0	25
LUDWIG, Eddie	0-0	0-0	4-4	3	5	4	0	2	0	3	18
COURTNEY, Jalen	1-1	0-0	0-0	0	2	0	0	0	0	0	3
DERENBECKER, Matt	0-0	0-0	0-0	0	2	0	0	2	0	0	6
POPULIST, Daron	0-0	0-0	0-0	0	1	0	2	0	0	0	3
Team				3							
Totals	24-40	7-15	32-46	33	30	87	13	25	4	13	200

FG% 1st Half	13-22	59.1%	2nd half:	11-18	61.1%	Game:	24-40	60.0%	DB
3FG% 1st Half	4-10	40.0%	2nd half:	3-5	60.0%	Game:	7-15	46.7%	Reb
FT% 1st Half	13-22	59.1%	2nd half:	19-24	79.2%	Game:	32-46	69.6%	9

Officials: Tony Greene, Bert Smith, Carlos Gonzalez
Attendance: 7842

Northwestern State 41-37 -- 78
LSU 43-44 -- 87

Game 2 - Nicholls 62, LSU 53 11/16/10 7 p.m. at Maravich Center (Baton Rouge, LA)

NICHOLLS	FG-A	3FG-A	FT-A	REB	PF	TP	A	TO	BLK	S	MIN
BOSE, Anatoly f	8-20	2-5	10-13	5	1	28	2	1	0	0	35
MARTIN, Ben g	0-4	0-4	2-3	3	4	2	1	0	0	2	27
FRANKLIN, Kenny g	3-6	2-4	0-1	2	1	8	3	0	1	0	33
HUNTER, Fred g	7-16	2-5	2-4	7	4	18	1	4	0	6	32
CARTER, Kellan g	0-3	0-0	1-2	3	2	1	0	1	0	3	28
THOMAS, Dantrell	0-2	0-0	0-0	2	3	0	0	0	0	1	14
HAMMOND, Bryan	1-2	0-1	0-0	3	1	2	0	1	0	0	12
MOORE, Eldridge	0-0	0-0	3-4	2	2	3	0	1	1	0	15
TALKINGTON, Chris	0-0	0-0	0-0	0	1	0	0	0	0	0	4
ROETHLE, Andy	0-0	0-0	0-0	0	0	0	0	0	0	0	0
Team				6							
Totals	19-53	6-19	18-27	33	19	62	7	8	2	12	200

FG% 1st Half	7-24	29.2%	2nd half:	12-29	41.4%	Game:	19-53	35.8%	DB
3FG% 1st Half	3-7	42.9%	2nd half:	3-12	25.0%	Game:	6-19	31.6%	Reb
FT% 1st Half	4-7	57.1%	2nd half:	14-20	70.0%	Game:	18-27	66.7%	3

LSU	FG-A	3FG-A	FT-A	REB	PF	TP	A	TO	BLK	S	MIN
WHITE, Malcolm f	1-1	0-0	0-0	2	3	2	0	3	1	0	10
WARREN, Storm f	3-7	0-0	2-3	14	2	8	1	2	1	3	36
BASS, Chris g	0-0	0-0	0-2	2	0	0	0	1	0	0	10
TURNER, Ralson g	1-6	0-2	4-4	2	2	6	2	1	0	0	30
DOTSON, Aaron g	1-2	0-1	3-4	2	4	5	1	4	2	0	21
GREEN, Garrett	0-1	0-0	0-2	4	1	0	1	0	0	0	5
STRINGER, Andre	4-13	3-8	3-3	2	0	14	3	0	0	0	31
LUDWIG, Eddie	1-2	0-0	2-2	3	4	0	2	0	0	0	22
DERENBECKER, Matt	5-10	3-7	1-1	6	3	14	0	2	0	0	28
POPULIST, Daron	0-1	0-0	0-0	0	4	0	0	3	0	0	7
Team				1							
Totals	16-43	6-18	15-21	37	22	53	8	18	4	3	200

FG% 1st Half	9-21	42.9%	2nd half:	7-22	31.8%	Game:	16-43	37.2%	DB
3FG% 1st Half	2-7	28.6%	2nd half:	4-11	36.4%	Game:	6-18	33.3%	Reb
FT% 1st Half	5-5	100.0%	2nd half:	10-16	62.5%	Game:	15-21	71.4%	3

Officials: Ted Valentine, D Doug Shows, John Heatly
Technical Fouls: Nicholls -- None. LSU -- None.
Attendance: 6913

Nicholls State 21-41 -- 62
LSU 25-28 -- 53

Game 3 - LSU 79, UT-Martin 56 11/18/10 7 p.m. at Maravich Center (Baton Rouge, LA)

UT-MARTIN	FG-A	3FG-A	FT-A	REB	PF	TP	A	TO	BLK	S	MIN
SIMMONS, Benzor f	1-6	0-2	2-2	3	0	4	1	4	0	1	25
SPENCER, Ron c	0-2	0-0	0-2	4	2	0	0	0	2	0	12
RICHARDSON, Chris g	3-9	1-4	0-1	3	3	7	1	5	0	0	23
LIABO, Mike g	3-8	1-5	2-2	1	2	9	2	0	0	1	20
CLAYTON, Reuben g	7-14	2-3	3-3	4	3	19	0	1	0	1	19
SMITH, Terrence	3-10	0-2	3-4	4	2	9	0	1	0	2	25
MINOR, Omari	1-1	0-0	3-4	2	2	5	0	1	0	0	17
KING, Troy	1-5	0-2	0-0	2	4	2	0	1	0	1	15
IRARRAZABAL, A.	0-2	0-0	0-0	1	0	0	0	0	0	0	16
SMITH, Dane	0-3	0-0	1-4	2	1	1	0	1	0	1	16
MOPO, Pierre	0-0	0-0	0-0	0	3	0	0	0	0	1	12
Team				6							
Totals	19-60	4-18	14-22	32	23	56	4	14	2	8	200

FG% 1st Half	7-22	31.82%	2nd half:	12-38	31.6%	Game:	19-60	31.7%	DB
3FG% 1st Half	1-8	12.5%	2nd half:	3-10	30.0%	Game:	4-18	22.2%	Reb
FT% 1st Half	4-8	50.0%	2nd half:	10-14	71.4%	Game:	14-22	63.6%	3

LSU	FG-A	3FG-A	FT-A	REB	PF	TP	A	TO	BLK	S	MIN
WHITE, Malcolm f	5-13	0-0	2-4	15	2	12	2	3	3	0	31
WARREN, Storm f	6-9	0-0	0-0	11	3	12	0	2	2	2	27
STRINGER, Andre g	3-12	1-7	8-9	2	15	1	2	0	3	3	32
TURNER, Ralson g	4-10	2-5	0-0	1	0	10	0	3	0	1	27
DOTSON, Aaron g	4-8	0-1	5-6	6	3	13	2	3	0	0	19
GREEN, Garrett	1-2	0-0	1-2	3	1	3	0	1	0	1	5
BASS, Chris	2-3	0-0	-0	3	3	4	5	0	0	0	16
LUDWIG, Eddie	0-0	0-0	5-6	1	2	5	0	0	0	0	12
COURTNEY, Jalen	0-1	0-0	1-2	1	1	1	0	0	0	0	4
DERENBECKER, Matt	1-3	0-2	0-0	2	1	2	0	1	0	0	19
POPULIST, Daron	1-1	0-0	0-0	2	2	2	1	0	0	0	8
Team				5							
Totals	27-62	3-15	22-29	52	20	79	11	15	5	7	200

FG% 1st Half	13-32	40.6%	2nd half:	14-30	46.7%	Game:	27-62	43.5%	DB
3FG% 1st Half	2-10	20.0%	2nd half:	1-5	20.0%	Game:	3-15	20.0%	Reb
FT% 1st Half	8-10	80.0%	2nd half:	14-19	73.7%	Game:	22-29	75.9%	4

Officials: J. B. Caldwell, Brian Shey, Chuck Jones
Technical Fouls: UTM -- None. LSU -- None.
Attendance: 6607

UT-Martin 19-37 -- 56
LSU 36-43 -- 79

Game 4 - Memphis 70, LSU 61 11/21/10 4 p.m. at BancorpSouth Arena (Tupelo, MS)

LSU	FG-A	3FG-A	FT-A	REB	PF	TP	A	TO	BLK	S	MIN
WHITE, Malcolm f	1-4	0-0	3-4	4	5	5	0	1	1	0	17
WARREN, Storm f	1-6	0-0	0-0	3	5	2	0	0	0	2	14
STRINGER, Andre g	2-6	1-3	8-11	2	3	13	2	3	0		

Game 5 - LSU 78, Centenary 36

11/24/10 7 p.m. at Maravich Center (Baton Rouge, LA)

CENTENARY	FG-A	3FG-A	FT-A	REB	PF	TP	A	TO	BLK	S	MIN
LOWERY, Logan f	1-8	1-4	0-0	8	1	3	2	3	1	3	32
SIMS, Travis f	2-7	0-1	0-0	3	1	4	1	3	0	1	26
REBOL, Andrew f	0-2	0-0	2-4	2	5	2	1	2	1	0	22
TROTMAN, Jeron f	1-6	0-1	0-0	4	2	2	0	3	2	0	29
DAVIS, Leo g	4-11	2-6	0-0	1	0	10	1	0	0	0	29
BLOUNT, Jonathan	1-3	0-1	0-0	1	2	0	0	0	1	8	
JOSEPH, Brandon	1-1	0-0	2-2	2	0	4	1	0	0	0	8
HARWELL, Aaron	1-4	0-0	2-4	1	0	4	0	1	0	0	15
COOPER, Quin	0-2	0-1	0-0	2	1	0	0	1	0	0	15
DIALLO, Baba	1-1	0-0	0-0	0	2	2	0	0	0	0	4
NAKWAASAH, Maxx	1-1	1-1	0-0	2	3	3	1	2	0	0	12
Team				1							
Totals	13-46	4-15	6-10	26	16	36	7	15	4	5	200
FG% 1st Half	8-25	32.0%	2nd half:	5-21	23.8%	Game:	13-46	28.3%	DB		
3FG% 1st Half	4-8	50.0%	2nd half:	0-7	0.0%	Game:	4-15	26.7%	Reb		
FT% 1st Half	1-2	50.0%	2nd half:	5-8	62.5%	Game:	6-10	60.0%	4		

LSU	FG-A	3FG-A	FT-A	REB	PF	TP	A	TO	BLK	S	MIN
WHITE, Malcolm f	6-7	0-0	2-2	7	1	14	0	0	0	0	21
WARREN, Storm f	0-6	0-0	1-2	6	1	1	1	1	3	2	16
STRINGER, Andre g	5-7	4-6	2-3	0	1	16	4	1	0	1	19
TURNER, Ralston g	3-6	2-5	0-0	3	1	8	1	2	0	0	21
DOTSON, Aaron g	3-5	2-3	0-0	1	1	8	4	1	0	0	20
GREEN, Garrett	4-9	0-1	0-2	9	1	8	0	0	0	3	16
BASS, Chris	1-2	0-0	1-3	5	1	3	1	1	0	0	16
LUDWIG, Eddie	2-5	0-0	2-3	5	2	6	4	1	0	1	24
COURTNEY, Jalen	0-1	0-1	2-2	3	1	2	0	0	0	0	12
DERENBECKER, Matt	3-8	0-4	0-0	0	1	6	1	1	1	0	22
POPULIST, Daron	2-5	2-4	0-0	2	1	6	1	0	0	0	13
Team				2			1				
Totals	29-61	10-24	10-17	43	12	78	17	9	4	7	200
FG% 1st Half	15-31	48.4%	2nd half:	14-30	46.7%	Game:	29-61	47.5%	DB		
3FG% 1st Half	4-10	40.0%	2nd half:	6-14	42.9%	Game:	10-24	41.7%	Reb		
FT% 1st Half	5-8	62.5%	2nd half:	5-9	55.6%	Game:	10-17	58.8%	3		

Officials: Anthony Jordan, Mike Kitts, Mike Stuart
 Technical Fouls: Centenary -- None. LSU -- None.
 Attendance: 6742

Centenary 21-15 -- 36
 LSU 39-39 -- 78

Game 6 - LSU 80, South Alabama 65

11/28/10 3 p.m. at Mitchell Center (Mobile, Ala.)

LSU	FG-A	3FG-A	FT-A	REB	PF	TP	A	TO	BLK	S	MIN
WHITE, Malcolm f	2-4	0-0	0-0	4	2	4	0	0	1	0	28
WARREN, Storm f	3-7	0-0	3-4	3	3	9	0	0	1	0	17
STRINGER, Andre g	7-13	4-6	3-4	4	1	21	3	2	1	2	30
TURNER, Ralston g	5-7	2-4	5-8	1	5	17	0	1	0	1	22
DOTSON, Aaron g	5-9	4-5	1-2	3	5	15	4	1	0	0	39
GREEN, Garrett	0-3	0-0	0-0	5	3	0	0	3	0	1	11
BASS, Chris	0-0	0-0	1-4	2	2	1	0	0	0	0	12
LUDWIG, Eddie	0-0	0-0	4-4	4	1	4	4	4	0	0	21
COURTNEY, Jalen	0-0	0-0	0-0	0	0	0	0	0	0	0	1
DERENBECKER, Matt	3-3	2-2	1-2	4	2	9	2	0	0	1	15
POPULIST, Daron	0-1	0-0	0-0	1	0	0	1	0	0	0	4
Team				7			3				
Totals	25-47	12-17	18-28	38	24	80	14	14	3	5	200
FG% 1st Half	16-24	66.7%	2nd half:	9-23	39.1%	Game:	25-47	53.2%	DB		
3FG% 1st Half	10-13	76.9%	2nd half:	2-4	50.0%	Game:	12-17	70.6%	Reb		
FT% 1st Half	6-8	75.0%	2nd half:	12-20	60.0%	Game:	18-28	64.3%	6		

SOUTH ALABAMA	FG-A	3FG-A	FT-A	REB	PF	TP	A	TO	BLK	S	MIN
BROCK, Martino f	5-11	1-3	4-7	2	3	15	1	4	1	2	34
RUBIT, Augustine c	3-8	0-0	3-3	3	2	9	0	1	0	0	19
COOKS, Allyn g	1-6	0-2	4-4	3	4	6	1	0	2	2	28
SANDERS, Rico g	1-3	0-1	0-0	1	4	2	1	0	0	0	15
WILLIAMS, Tim g	2-10	1-3	4-6	4	4	9	1	0	0	0	33
REDUS, Gary	1-4	1-2	2-2	2	2	5	1	1	1	0	17
REYES, P. J.	3-5	3-4	3-4	2	2	12	2	1	1	0	14
SIMS, Raymond	0-1	0-1	0-1	0	2	0	2	1	0	0	15
HERSEY, DeAndre	0-0	0-0	0-0	1	0	0	0	0	0	0	3
CARTER, Javier	2-6	0-0	3-4	7	1	7	1	1	2	0	22
Team				4							
Totals	18-54	6-16	23-31	29	24	65	10	9	7	4	200
FG% 1st Half	7-25	28.0%	2nd half:	11-29	37.9%	Game:	18-54	33.3%	DB		
3FG% 1st Half	0-6	00.0%	2nd half:	6-10	60.0%	Game:	6-16	37.5%	Reb		
FT% 1st Half	9-12	75.0%	2nd half:	14-19	73.7%	Game:	23-31	74.2%	3		

Officials: Doug Sirmons, Don Daily, Berth Smith
 Technical Fouls: South Alabama -- Cooks. LSU -- Ralston.
 Attendance: 3653

LSU 48-32 -- 80
 Memphis 23-42 -- 65

Game 7 - LSU 73, Houston 57

11/30/10 7 p.m. at Maravich Center (Baton Rouge, LA)

HOUSTON	FG-A	3FG-A	FT-A	REB	PF	TP	A	TO	BLK	S	MIN
MCNEIL, Maurice f	3-9	0-0	3-7	8	1	9	0	3	0	0	23
VAN SLYKE, Kirk f	4-8	1-1	0-0	3	1	9	0	1	1	0	27
NIXON, Zarnal g	2-6	0-3	0-0	1	3	4	1	5	0	3	26
THIBODEAUX, D. g	1-7	0-3	0-0	1	5	2	1	1	1	1	23
BROWN, Adam g	6-11	3-5	0-0	7	1	15	3	2	0	0	38
MCCLEAN, Mikhail	1-2	0-0	0-0	0	1	2	0	0	0	0	6
HAYWOOD, Nick	1-3	1-3	0-0	1	2	3	0	2	0	1	13
JOHNSON, Trumaine	1-3	1-1	0-0	0	2	3	1	3	0	0	20
WASHINGTON, K.	4-9	0-0	2-5	6	4	10	0	2	1	1	24
Team				5							
Totals	23-58	6-16	5-12	32	20	57	6	19	3	6	200

FG% 1st Half	12-30	40.0%	2nd half:	11-28	39.3%	Game:	23-58	39.7%	DB		
3FG% 1st Half	2-9	22.2%	2nd half:	4-7	57.1%	Game:	6-16	37.5%	Reb		
FT% 1st Half	2-5	40.0%	2nd half:	3-7	42.9%	Game:	5-12	41.7%	6		

LSU	FG-A	3FG-A	FT-A	REB	PF	TP	A	TO	BLK	S	MIN
WHITE, Malcolm f	4-7	0-0	1-2	2	4	9	0	0	1	23	
WARREN, Storm f	6-10	0-0	0-0	11	3	12	0	2	4	3	33
STRINGER, Andre g	1-6	0-4	11-12	3	3	13	3	4	0	3	24
TURNER, Ralston g	6-10	2-5	1-2	3	0	15	5	6	0	0	34
DOTSON, Aaron g	3-6	2-2	0-0	3	3	8	2	0	1	0	31
GREEN, Garrett	1-6	0-1	2-4	5	2	4	0	2	0	1	14
BASS, Chris	1-1	0-0	0-0	1	1	2	4	1	0	0	20
LUDWIG, Eddie	2-2	0-0	1-1	3	0	5	0	0	0	2	10
DERENBECKER, Matt	2-4	1-2	0-0	0	0	5	0	1	0	0	11
Team				4			1				
Totals	26-52	5-14	16-21	35	16	73	14	17	5	10	200

FG% 1st Half	17-30	56.7%	2nd half:	9-22	40.9%	Game:	26-52	50.0%	DB		
3FG% 1st Half	3-8	37.5%	2nd half:	2-6	33.3%	Game:	5-14	35.7%	Reb		
FT% 1st Half	1-3	33.3%	2nd half:	15-18	83.3%	Game:	15-18	76.2%	3		

Officials: Mike Stewart, Lee Cassell, Glen Tuitt
 Technical Fouls: Houston -- None. LSU -- None.
 Attendance: 6688

Houston 28-29 -- 57
 LSU 38-35 -- 73

Game 8 - LSU 59, Central Michigan 55

12/11/10 7 p.m. at Maravich Center (Baton Rouge, LA)

CMU	FG-A	3FG-A	FT-A	REB	PF	TP	A	TO	BLK	S	MIN
MCCLURE, Williams f	1-2	0-0	2-2	5	4	4	0	1	0	0	18
ZEIGLER, Trey g	7-17	1-1	3-4	6	3	18	1	2	0	3	36
RASHID, Amir g	1-6	0-2	1-2	4	3	3	0	3	0	4	35
WEARY, Antonio g	0-2	0-2	0-0	1	3	0	1	2	0	2	26
THOMAS, Jain g	4-9	2-3	11-12	7	1	21	0	2	0	0	34
CRADDOCK, Finis	0-0	0-0	0-0	1	0	0	0	0	0	0	8
COIMBRA, Andre	2-4	0-0	0-1	2	4	4	0	3	0	0	19
JACKSON, Derek	2-6	0-2	1-2	0	0	5	0	0	0	0	15
VOSS, Colin	0-2	0-0	0-0	2	0	0	0	2	0	0	6
HARDEN, Jevon	0-0	0-0	0-0	0	0	0	0	1	2	0	3
Team				1							
Totals	17-48	3-10	18-23	29	18	55	2	16	2	9	200

FG% 1st Half	6-22	27.3%	2nd half:	11-2	42.3%	Game:	17-48	35.4%	DB		
3FG% 1st Half	2-6	33.3%	2nd half:	1-4	25.0%	Game:	3-10	30.0%	Reb		
FT% 1st Half	7-8	87.5%	2nd half:	11-15	73.3%	Game:	18-23	78.3%	2		

LSU	FG-A	3FG-A	FT-A	REB	PF	TP	A	TO	BLK	S	MIN
WHITE, Malcolm f	5-11	0-0	2-4	4	2	12	0	0	2	2	30
WARREN, Storm f	4-7	0-0	0-0	4	2	8	0	1	1	0	29
STRINGER, Andre g	1-6	0-2	6-6	1	3	8	0	6	0	1	21
TURNER, Ralston g	3-4	3-4	0-2	7	3	9	4	1	0	1	38
DOTSON, Aaron g	2-4	0-1	5-6	0	3	9	2	2	0	1	34
GREEN, Garrett	1-1	0-0	0-0	3	0	2	0	0	0	0	6
BASS, Chris	2-5	0-0	2-2	4	0	6	4	3	0	1	17
LUDWIG, Eddie	1-3	0-0	1-2	2	2	3	0	1	0	0	8
HARRIS, Dennis	1-1	0-0	0-0	0	0	2	0	1	1	2	6
DERENBECKER, Matt	0-0	0-0	0-0	0	2	0	1	1	0	0	

Game 9 - Coastal Carolina 78, LSU 69 (ot)

12/13/10 7 p.m. at Maravich Center (Baton Rouge, LA)

COASTAL	FG-A	3FG-A	FT-A	REB	PF	TP	A	TO	BLK	S	MIN
MCLAURIN, Sam f	1-2	0-0	0-0	7	4	2	1	3	0	2	20
GRAY, Chad f	7-12	4-5	4-6	7	1	22	0	4	2	1	37
NIEMAN, Danny g	1-5	0-1	6-6	4	2	8	4	1	0	1	37
HOLLOWAY, D. g	8-17	0-3	2-2	7	3	18	0	5	0	2	39
GREENWOOD, K. g	1-3	0-1	1-4	2	0	3	1	1	0	0	19
CRAWFORD, Brandon	1-2	0-0	0-0	2	3	2	0	1	1	0	15
RAFFA, Anthony	2-6	1-4	4-4	2	3	9	1	0	0	2	34
HOLMES, Mike	6-13	0-0	2-4	10	2	14	0	1	2	0	24
Team				4							
Totals	27-60	5-14	19-26	45	18	76	7	16	5	8	225

FG% 1st Half	12-29	41.4%	2nd half:	11-25	44.0%	OT:	4-6	66.7%	Game:	45.0%	DB
3FG% 1st Half	1-4	25.0%	2nd half:	2-7	28.6%	OT:	2-3	66.7	Game:	35.7%	Reb
FT% 1st Half	5-10	50.0%	2nd half:	10-12	83.3%	OT:	4-4	100.0	Game:	73.1%	3

LSU	FG-A	3FG-A	FT-A	REB	PF	TP	A	TO	BLK	S	MIN
WHITE, Malcolm f	2-3	0-0	1-4	3	4	5	0	1	0	0	19
WARREN, Storm f	4-6	0-0	0-0	5	3	8	0	3	0	1	22
STRINGER, Andre g	6-15	4-8	0-0	2	3	16	5	2	0	2	33
TURNER, Ralston g	5-16	1-9	4-4	6	4	15	1	3	0	1	35
DOTSON, Aaron g	2-8	1-3	4-6	5	2	9	3	5	1	0	37
GREEN, Garrett	4-6	0-0	1-3	4	1	9	0	0	2	0	20
BASS, Chris	2-2	0-0	0-0	0	2	4	1	1	0	0	14
LUDWIG, Eddie	0-0	0-0	0-0	1	0	0	0	0	0	1	11
COURTNEY, Jalen	0-0	0-0	0-0	0	0	0	0	0	0	0	1
HARRIS, Dennis	0-2	0-0	0-0	3	2	0	0	1	1	0	15
DERENBECKER, Matt	1-6	1-2	0-0	1	2	3	3	0	0	0	18
Team				5							
Totals	26-64	7-22	10-17	35	23	69	13	16	4	5	225

FG% 1st Half	14-25	56.0%	2nd half:	10-31	32.3%	OT:	2-8	25.0%	Game:	40.6%	DB
3FG% 1st Half	2-6	33.3%	2nd half:	4-11	36.4%	OT:	1-5	20.0%	Game:	31.8%	Reb
FT% 1st Half	5-7	71.4%	2nd half:	5-8	62.5%	OT:	0-2	0.0%	Game:	58.8%	2

Officials: Tony Greene, Anthony Jordan, Mike Nanc
 Technical Fouls: Coastal -- None. LSU -- None.
 Attendance: 6425

Coastal Carolina 30-34-14 -- 78
 LSU 35-29-5 -- 69

--

Game 10 - LSU 78, McNeese 66 (ot)

12/16/10 7 p.m. at Maravich Center (Baton Rouge, LA)

MCNEESE	FG-A	3FG-A	FT-A	REB	PF	TP	A	TO	BLK	S	MIN
RICHARD, Patrick f	3-9	0-2	0-0	5	3	6	0	1	0	1	28
ALAWOYA, P. J. f	4-6	0-0	2-4	11	2	10	0	2	0	3	36
RICHARD, Daniel f	0-2	0-0	0-0	1	3	0	1	2	0	1	14
KAPELAN, Diego g	1-13	1-10	5-6	2	3	8	2	0	0	0	27
COLLINS, Curry g	6-10	2-3	1-2	3	0	15	2	0	0	1	43
MITCHELL, Jeremie	0-1	0-1	0-0	0	0	0	0	1	0	0	4
CANNON, Dontae	0-1	0-0	0-0	0	2	0	0	1	0	0	2
REGIS, Brandon	1-1	0-0	0-0	0	1	2	0	0	0	0	0
MARTIN, Stephan	5-11	2-6	2-2	4	1	14	3	3	0	3	30
KONATE, Mari	3-4	1-1	0-0	2	1	7	0	0	0	1	14
DAVID, Preston	2-7	0-0	0-1	8	4	4	1	2	6	1	27
QUEEN, Tyson	0-0	0-0	0-0	0	0	0	0	0	0	0	0+
Team				3							
Totals	25-65	6-23	10-15	39	20	66	9	12	6	11	225

FG% 1st Half	12-27	44.4%	2nd half:	10-27	37.0%	OT:	3-11	27.3%	Game:	38.5%	DB
3FG% 1st Half	2-9	22.2%	2nd half:	4-9	44.4%	OT:	0-5	0.0%	Game:	26.1%	Reb
FT% 1st Half	2-2	100.0%	2nd half:	8-13	61.5%	OT:	0-0	0.0%	Game:	66.7%	3, 1

LSU	FG-A	3FG-A	FT-A	REB	PF	TP	A	TO	BLK	S	MIN
WHITE, Malcolm f	4-5	0-0	5-10	9	3	13	0	2	3	1	40
WARREN, Storm f	8-12	0-0	1-2	6	2	17	1	2	1	1	35
STRINGER, Andre g	5-12	2-5	3-4	6	3	15	5	4	2	0	38
TURNER, Ralston g	6-15	3-10	8-10	2	3	23	3	3	0	1	41
DOTSON, Aaron g	1-7	0-3	5-5	3	2	7	3	1	1	0	31
GREEN, Garrett	1-4	1-1	0-0	3	2	3	1	0	0	0	14
BASS, Chris	0-1	0-0	0-0	3	0	0	2	1	0	0	11
LUDWIG, Eddie	0-0	0-0	0-0	0	0	0	0	0	0	0	2
DERENBECKER, Matt	0-1	0-1	0-0	1	1	0	1	0	0	0	13
Team				7							
Totals	25-57	6-20	22-31	40	16	78	16	13	7	3	225

FG% 1st Half	10-29	34.5%	2nd half:	10-22	45.5%	OT:	5-6	83.3%	Game:	43.9%	DB
3FG% 1st Half	4-11	36.4%	2nd half:	1-8	12.5%	OT:	1-1	100.0%	Game:	30.0%	Reb
FT% 1st Half	5-8	62.5%	2nd half:	10-14	71.4%	OT:	7-9	77.8%	Game:	71.0%	3

Officials: Mike Stuart, Mike Kitts, Les Jones
 Technical Fouls: McNeese -- None. LSU -- None.
 Attendance: 6445

McNeese State 28-32--6 -- 66
 LSU 29-31-18 -- 78

Game 11 - Wichita State 70, LSU 69

12/18/10 7 p.m. at CenturyTel Center (Bossier City, La.)

WICHITA	FG-A	3FG-A	FT-A	REB	PF	TP	A	TO	BLK	S	MIN
ELLIS, Aaron f	1-4	0-0	0-0	4	5	2	0	2	0	0	17
DURLEY, J. T. c	4-11	1-3	4-4	4	4	13	0	2	1	0	28
HATCH, Graham g	2-4	0-2	0-1	5	3	4	1	2	0	0	33
MURRY, Toure' g	3-12	0-3	7-8	5	3	13	2	5	0	3	32
KYLES, David g	3-10	3-8	4-4	7	1	13	0	2	0	1	33
RAGLAND, Joe	2-2	0-0	2-2	0	1	6	0	0	0	0	19
WILLIAMS, Demetric	0-0	0-0	0-0	0	0	0	0	0	0	0	1
SMITH, Ben	0-0	0-0	0-0	0	0	0	1	0	0	0	2
BLAIR, Gabe	2-5	0-0	3-7	8	3	7	0	0	2	0	23
STUTZ, Garrett	4-4	1-1	3-4	2	4	12	0	2	0	0	12
Team				6							
Totals	21-52	5-17	23-30	41	24	70	4	15	3	4	200

FG% 1st Half	11-27	40.7%	2nd half:	10-25	40.0%	Game:	21-52	40.5%	DB
3FG% 1st Half	1-6	16.7%	2nd half:	4-11	36.4%	Game:	5-17	29.4%	Reb
FT% 1st Half	14-17	82.4%	2nd half:	9-13	69.2%	Game:	23-30	75.7%	1

LSU	FG-A	3FG-A	FT-A	REB	PF	TP	A	TO	BLK	S	MIN
WHITE, Malcolm f	1-4	0-0	1-2	1	2	3	0	3	0	0	19
WARREN, Storm f	1-1	0-0	0-0	4	4	2	0	2	0	1	13
STRINGER, Andre g	5-15	2-8	6-8	2	2	18	1	2	0	1	32
TURNER, Ralston g	6-13	5-9	4-4	2	4	21	0	2	0	0	31
DOTSON, Aaron g	1-3	0-0	0-0	2	4	2	2	0	0	0	25
GREEN, Garrett	3-7	1-1	8-12	13	3	15	0	1	2	1	33
BASS, Chris	1-3	0-0	0-0	0	0	2	2	1	0	2	20
LUDWIG, Eddie	0-3	0-0	2-2	3	0	2	0	0	0	0	5
COURTNEY, Jalen	0-1	0-1	0-0	0	0	0	0	0	0	0	2
HARRIS, Dennis	0-1	0-0	0-0	2	1	0	0	0	0	0	6
DERENBECKER, Matt	1-5	0-2	2-3	1	2	4	1	0	0	1	14
Team				6							
Totals	19-56	8-21	23-31	36	22	69	6	11	2	6	200

FG% 1st Half	8-35	22.9%	2nd half:	11-21	52.4%	Game:	19-56	33.9%	DB
3FG% 1st Half	1-10	10.0%	2nd half:	7-11	63.6%	Game:	8-21	38.1%	Reb
FT% 1st Half	6-7	85.7%	2nd half:	17-24	70.8%	Game:	23-31	74.2%	5

Officials: Doug Sirmons, Pat Adams, Earnie Pheal
 Technical Fouls: Wichita State -- None. LSU -- None.
 Attendance: 2165

Wichita State 37-33 -- 70
 LSU 23-46 -- 69

Game 12 - North Texas 75, LSU 55

12/22/10 7 p.m. at Maravich Center (Baton Rouge, LA)

NORTH TEXAS	FG-A	3FG-A	FT-A	REB	PF	TP	A	TO	BLK	S	MIN
ODUFUWA, George f	5-12	0-0	1-2	9	2	11	0	2	1	3	33
KNOX, Ben c	1-2	0-0	0-0	5	1	2	1	1	1	0	21
WHITE, Josh g	7-12	0-2	5-5	2	1	19	2	1	0	1	32
THOMPSON, Tristan g	5-9	0-2	4-4	2	2	14	0	5	0	0	31
SHORTER, Shannon g	1-5	1-2	2-2	5	0	5	2	1	0	1	21
JOHNSON, D.	5-9	1-2	0-0	3	2	11	2	1	0	2	25
REDMOND, Avery	0-0	0-0	0-0	0	0	0	0	1			

Game 13 - LSU 62, Southern 41

12/27/10 6 p.m. at Maravich Center (Baton Rouge, LA)

SOUTHERN	FG-A	3FG-A	FT-A	REB	PF	TP	A	TO	BLK	S	MIN
INGRAM, Julius f	1-7	0-0	0-0	7	4	2	0	3	1	2	30
BOL, Madut c	3-7	0-0	0-0	4	3	6	0	0	1	0	13
WHITE, Brandon g	3-10	0-1	2-4	6	1	8	1	4	0	1	30
GRACE, Jameel g	2-6	1-3	3-4	7	1	8	0	3	0	0	33
SANFORD, Blake g	0-8	0-4	1-2	1	0	1	0	1	0	0	22
COLEMAN, Frederick	0-2	0-0	0-0	2	3	0	1	1	0	0	15
WEBB, Neal	3-5	0-1	0-0	1	6	0	0	0	0	2	23
COLEMAN, Patrick	0-2	0-1	0-0	0	0	0	0	0	0	0	7
CHASE, Ray Ray	5-9	0-0	0-1	8	1	10	0	3	2	3	27
Team				3							
Totals	17-56	1-10	6-11	39	14	41	2	15	4	8	200

FG% 1st Half	4-26	15.4%	2nd half:	13-30	43.3%	Game:	17-56	30.4%	DB
3FG% 1st Half	1-5	20.0%	2nd half:	0-5	0.0%	Game:	1-10	10.0%	Reb
FT% 1st Half	3-4	75.0%	2nd half:	3-7	42.9%	Game:	6-11	54.5%	2

LSU	FG-A	3FG-A	FT-A	REB	PF	TP	A	TO	BLK	S	MIN
GREEN, Garrett f	1-6	0-0	1-2	4	3	3	0	2	1	0	15
WARREN, Storm f	2-6	0-0	1-1	6	2	5	3	1	1	3	27
STRINGER, Andre g	2-11	2-8	0-0	5	1	6	4	1	0	0	32
TURNER, Ralston g	6-14	3-9	0-0	2	0	15	1	2	1	1	26
DOTSON, Aaron g	1-3	0-0	4-4	4	2	6	3	0	0	1	20
BASS, Chris	0-1	0-0	0-0	2	0	0	2	3	0	1	15
WHITE, Malcolm	7-11	0-0	2-4	11	2	16	0	2	3	0	24
LUDWIG, Eddie	1-3	0-0	0-1	4	1	2	0	0	0	1	9
COURTNEY, Jalen	0-0	0-0	1-2	1	0	1	0	0	0	0	5
DERENBECKER, Matt	3-7	2-4	0-0	2	2	8	3	0	0	1	24
POPULIST, Daron	0-0	0-0	0-0	0	0	0	0	0	0	0	3
Team				4							
Totals	23-62	7-21	9-14	45	13	62	16	11	6	8	200

FG% 1st Half	10-33	30.3%	2nd half:	13-29	44.8%	Game:	23-62	37.1%	DB
3FG% 1st Half	3-12	25.0%	2nd half:	4-9	44.4%	Game:	7-21	33.3%	Reb
FT% 1st Half	5-9	55.6%	2nd half:	4-5	80.0%	Game:	9-14	64.3%	2

Officials: Tom Eades, Rick Hartzell, Roger Ayers
 Technical Fouls: Southern -- None. LSU -- None.
 Attendance: 6739

Southern	12-29 -- 41
LSU	28-34 -- 62

Game 14 - Rice 74, LSU 68

12/29/10 7 p.m. at Tudor Fieldhouse (Houston, Texas)

LSU	FG-A	3FG-A	FT-A	REB	PF	TP	A	TO	BLK	S	MIN
WHITE, Malcolm f	1-4	0-0	0-0	4	5	2	1	0	0	0	13
GREEN, Garrett f	2-5	0-0	0-0	3	3	4	0	0	0	1	12
STRINGER, Andre g	5-12	4-8	5-8	0	5	19	4	2	0	2	27
TURNER, Ralston g	4-18	4-12	2-5	2	4	14	1	1	0	1	30
DOTSON, Aaron g	1-2	0-0	0-1	1	5	2	0	2	0	0	18
BASS, Chris	1-2	1-1	0-0	1	0	3	8	1	0	2	24
LUDWIG, Eddie	0-0	0-0	0-0	4	5	0	1	0	0	2	13
COURTNEY, Jalen	0-1	0-0	0-0	0	2	0	0	1	0	0	8
DERENBECKER, Matt	5-9	3-6	4-5	3	2	17	0	1	0	0	23
WARREN, Storm	3-8	0-0	1-5	9	4	7	0	2	0	1	29
POPULIST, Daron	0-1	0-1	0-0	0	2	0	0	0	0	0	3
Team				4							
Totals	22-62	12-28	12-24	31	37	68	14	11	0	9	200

FG% 1st Half	9-26	34.6%	2nd half:	13-36	36.1%	Game:	22-62	35.5%	DB
3FG% 1st Half	8-14	57.1%	2nd half:	4-14	28.6%	Game:	12-28	42.9%	Reb
FT% 1st Half	0-5	00.0%	2nd half:	12-19	63.2%	Game:	12-24	50.0%	6

RICE	FG-A	3FG-A	FT-A	REB	PF	TP	A	TO	BLK	S	MIN
KAZEMI, Arsalan f	4-6	0-0	11-17	17	3	19	1	1	1	2	31
KUIPERS, Lucas f	4-7	1-3	0-0	3	3	9	1	1	0	0	27
ABRAHAM, Trevan g	2-2	0-0	1-2	1	4	5	0	1	0	0	12
JACKSON, Tamir g	4-5	0-0	8-13	3	2	16	4	5	0	1	34
PFLIEGER, Cory g	2-4	1-3	0-1	1	0	5	3	2	0	1	34
SCHWARZE, Nate	0-0	0-0	0-0	0	0	0	1	0	0	0	6
FRIZZELLE, Connor	2-11	0-3	9-10	3	2	13	0	1	0	0	23
BRAIMOH, Suleiman	2-2	0-0	1-2	4	3	5	0	0	0	0	14
BEASLEY, Bryan	0-0	0-0	2-2	2	2	2	0	1	1	1	9
STANTON, Trey	0-1	0-1	0-0	3	1	0	0	2	1	0	10
Team				2							
Totals	20-38	2-10	32-47	39	20	74	10	14	3	5	200

FG% 1st Half	9-19	47.4%	2nd half:	11-29	37.9%	Game:	20-38	52.6%	DB
3FG% 1st Half	1-4	25.0%	2nd half:	1-6	16.7%	Game:	2-10	20.0%	Reb
FT% 1st Half	12-21	57.1%	2nd half:	20-26	76.9%	Game:	32-47	68.1%	9

Officials: Gary Maxwell, James Breeding, Brent Meaux
 Technical Fouls: Rice -- None. LSU -- Ralston.
 Attendance: 3358

LSU	26-42 -- 68
Rice	31-43 -- 74

Game 15 - Virginia 64, LSU 50

1/2/11 5:30 p.m. at John Paul Jones Arena (Charlottesville, Va.)

LSU	FG-A	3FG-A	FT-A	REB	PF	TP	A	TO	BLK	S	MIN
WHITE, Malcolm f	3-9	0-0	5-5	6	3	11	1	2	0	0	33
LUDWIG, Eddie f	0-1	0-0	1-2	4	0	1	1	0	0	0	18
STRINGER, Andre g	2-6	1-3	1-2	2	0	6	1	2	0	1	35
TURNER, Ralston g	5-13	1-5	0-2	5	4	11	1	2	1	1	30
DOTSON, Aaron g	1-7	1-2	4-4	4	3	7	1	1	1	0	27
BASS, Chris	1-5	0-2	0-0	3	2	2	2	2	0	0	22
GREEN, Garrett	6-9	0-1	0-2	5	2	12	0	3	1	1	27
COURTNEY, Jaen	0-0	0-0	0-0	0	0	0	0	0	0	0	1
DERENBECKER, Matt	0-1	0-0	0-0	0	1	0	0	0	0	0	6
POPULIST, Daron	0-0	0-0	0-0	0	0	0	0	0	0	0	1
Team				3							
Totals	18-51	3-13	11-17	32	15	50	7	12	3	3	200

FG% 1st Half	10-25	40.0%	2nd half:	8-26	30.8%	Game:	18-51	35.3%	DB
3FG% 1st Half	0-4	0.0%	2nd half:	3-9	33.3%	Game:	3-13	23.1%	Reb
FT% 1st Half	2-6	33.3%	2nd half:	9-11	81.8%	Game:	11-17	64.7%	4

VIRGINIA	FG-A	3FG-A	FT-A	REB	PF	TP	A	TO	BLK	S	MIN
SHERRILL, Will g	3-4	2-2	0-0	5	3	8	1	1	1	1	24
SENE, Assane c	0-0	0-0	0-0	6	4	0	0	2	1	1	19
EVANS, Jontel g	4-7	0-1	0-0	4	1	8	6	0	0	3	32
HARRIS, Joe g	2-9	2-5	3-4	5	1	9	0	2	2	1	21
HARRELL, KT g	4-9	1-3	6-7	3	3	15	0	1	0	0	26
FARRAKHAN, M.	2-6	1-5	6-8	3	0	11	2	1	0	0	25
REGAN, Will	2-8	0-1	0-0	4	0	4	0	1	2	0	19
ZEGLINSKI, Sammy	0-3	0-2	0-0	1	0	0	0	2	0	0	15
MITCHELL, Akil	4-6	0-0	1-2	3	3	9	1	1	0	0	19
Team				2							
Totals	21-52	6-19	16-21	36	15	64	10	11	6	6	200

FG% 1st Half	10-28	35.7%	2nd half:	11-24	45.8%	Game:	21-52	40.4%	DB
3FG% 1st Half	3-12	25.0%	2nd half:	3-7	42.9%	Game:	6-19	31.6%	Reb
FT% 1st Half	3-4	75.0%	2nd half:	13-17	76.5%	Game:	16-21	76.2%	3

Officials: Jamie Luckie, Roger Ayers, Les Jones
 Technical Fouls: Virginia -- None. LSU -- TEAM.
 Attendance: 10049

LSU	22-28 -- 50
Virginia	26-38 -- 64

Game 16 - LSU 62, Auburn 55

1/8/11 5 p.m. at Auburn Arena (Auburn, Ala.)

LSU	FG-A	3FG-A	FT-A	REB	PF	TP	A	TO	BLK	S	MIN
WHITE, Malcolm f	2-6	0-0	3-4	5	4	7	1	2	1	0	21
LUDWIG, Eddie f	1-3	0-0	4-5	4	1	6	2	2	0	2	23
STRINGER, Andre g	3-13	2-11	1-3	2	0	9	3	1	0	2	37
DERENBECKER, M. g	6-12	3-7	0-0	8	2	15	3	2	0	1	39
DOTSON, Aaron g	1-5	0-1	0-1	4	2	2	0	3	0	2	23
BASS, Chris	1-3	0-0	1-1	3	1	3	4	4	0	0	22
GREEN, Garrett	9-11	0-0	0-0	5	3	18	1	3	1	1	28
WARREN, Storm	1-3	0-0	0-2	6	0	2	0	1	2	1	7
Team				4							
Totals	24-56	5-19	9-16	41	13	62	14				

Game 17 - LSU 56, Arkansas 53

1/12/11 7 p.m. at Maravich Center (Baton Rouge, LA)

ARKANSAS	FG-A	3FG-A	FT-A	REB	PF	TP	A	TO	BLK	S	MIN
JOHNSON, Delvon f	4-6	0-0	2-2	5	2	10	0	1	3	2	33
POWELL, Marshawn f	7-12	0-0	1-1	6	4	15	0	0	0	0	21
CLARKE, Rotnei g	1-7	1-7	2-3	3	1	5	1	1	0	0	29
NOBLES, Julysus g	1-10	0-6	2-2	0	5	4	1	1	0	0	29
PETERSON, jeff g	1-8	0-3	0-0	2	2	2	4	3	0	0	19
WADE, Mardracus	1-2	0-1	2-3	1	3	4	1	1	0	2	19
FARMER, Jemal	0-0	0-0	0-0	0	1	0	0	1	0	1	2
BRYANT, Glenn	1-1	0-0	1-2	2	3	3	0	0	0	0	2
BRITT, Marcus	3-7	1-3	1-1	2	3	8	2	1	0	2	22
WAITHE, Marvell	0-1	0-0	0-0	2	0	0	0	0	0	0	5
SANCHEZ, Michael	0-3	0-0	2-2	3	1	2	0	1	0	0	12
Team				6							
Totals	19-57	2-20	13-16	32	25	53	9	10	3	7	200

FG% 1st Half	5-27	18.5%	2nd half:	14-30	46.7%	Game:	19-57	33.3%	DB
3FG% 1st Half	1-9	11.1%	2nd half:	1-11	9.1%	Game:	2-20	10.0%	Reb
FT% 1st Half	6-9	66.7%	2nd half:	7-7	100.0%	Game:	13-16	81.3%	1

LSU	FG-A	3FG-A	FT-A	REB	PF	TP	A	TO	BLK	S	MIN
WHITE, Malcolm f	6-11	0-0	1-2	7	4	13	1	4	1	0	25
LUDWIG, Eddie f	1-2	0-0	1-2	1	3	3	0	0	0	0	12
STRINGER, Andre g	2-8	1-5	6-9	4	0	11	7	2	0	1	35
DERENBECKER, M. g	5-9	0-4	2-4	6	2	12	2	3	0	2	38
DOTSON, Aaron g	0-2	0-2	3-4	8	0	3	1	4	0	0	27
BASS, Chris	0-3	0-0	2-2	2	2	2	2	0	0	0	18
WARREN, Storm	1-3	0-0	0-1	5	0	2	0	0	1	2	11
Team				3							
Totals	19-48	1-13	17-31	46	14	56	14	14	3	6	200

FG% 1st Half	12-28	42.9%	2nd half:	7-20	35.0%	Game:	19-48	39.6%	DB
3FG% 1st Half	1-12	8.3%	2nd half:	0-1	0.0%	Game:	1-13	7.7%	Reb
FT% 1st Half	6-13	50.0%	2nd half:	11-19	57.9%	Game:	17-31	54.8%	5

Officials: Antinio Petty, Mike Nance, Ron Groover
 Technical Fouls: Arkansas -- None. LSU -- None.
 Attendance: 7023

Arkansas 17-36 -- 53
 LSU 31-25 -- 56

Game 18 -- Kentucky 82, LSU 44

1/15/11 4 p.m. at Rupp Arena (Lexington, Ky.)

LSU	FG-A	3FG-A	FT-A	REB	PF	TP	A	TO	BLK	S	MIN
WHITE, Malcolm f	0-3	0-0	0-0	3	5	0	0	1	2	0	15
LUDWIG, Eddie f	3-6	1-1	0-0	4	1	7	0	1	0	0	18
STRINGER, Andre g	3-16	0-10	0-0	4	2	6	1	4	0	1	30
DERENBECKER, M. g	2-9	0-5	0-0	2	1	4	3	0	0	0	26
DOTSON, Aaron g	2-6	0-3	6-9	4	3	10	0	2	0	2	35
BASS, Chris	0-3	0-0	0-0	5	1	0	4	3	0	0	29
GREEN, Garrett	5-16	2-5	1-2	9	4	13	0	2	1	0	26
WARREN, Storm	2-5	0-0	0-1	1	0	4	0	1	2	0	13
COURTNEY, Jalen	0-1	0-0	0-0	2	0	0	0	1	0	0	8
Team				8							
Totals	17-65	3-24	7-12	42	17	44	8	15	5	3	200

FG% 1st Half	6-33	18.2%	2nd half:	11-32	34.4%	Game:	17-65	26.2%	DB
3FG% 1st Half	1-12	8.3%	2nd half:	2-12	16.7%	Game:	3-24	12.5%	Reb
FT% 1st Half	6-10	60.0%	2nd half:	1-2	50.0%	Game:	7-12	58.3%	1,3

KENTUCKY	FG-A	3FG-A	FT-A	REB	PF	TP	A	TO	BLK	S	MIN
HARRELLSON, Josh f	1-6	0-0	0-1	14	2	2	0	2	3	2	24
MILLER, Darius g	7-11	1-4	0-0	4	2	15	0	1	1	2	26
KNIGHT, Brandon g	7-14	5-7	0-0	6	0	19	2	1	0	2	32
LAMB, Doron g	3-7	1-2	3-3	4	2	10	5	1	0	1	22
LIGGINS, DeAndre g	6-10	3-3	0-0	1	1	15	3	0	1	2	32
POOLE, Stacey	0-1	0-0	0-0	1	1	0	0	0	0	0	4
JONES, Terrence	3-12	0-2	11-14	7	2	17	0	2	1	0	23
HOOD, Jon	1-6	0-2	0-0	4	2	2	3	0	0	1	20
POLSON, Jarrod	0-0	0-0	0-0	0	0	0	0	0	0	0	3
VARGAS, Eloy	1-3	0-0	0-0	4	1	2	0	0	0	0	14
Team				5							
Totals	29-70	10-20	14-18	50	13	82	13	7	6	10	200

FG% 1st Half	17-36	47.2%	2nd half:	12-34	35.3%	Game:	29-70	41.4%	DB
3FG% 1st Half	7-12	58.3%	2nd half:	3-8	37.5%	Game:	10-20	50.0%	Reb
FT% 1st Half	7-11	63.6%	2nd half:	7-7	100.0%	Game:	14-18	77.8%	1,1

Officials: J. B. Caldwell, Bert Smith, Bruce Benedict
 Technical Fouls: Kentucky -- None. LSU -- None.
 Attendance: 24,330

LSU 19-25 -- 44
 Kentucky 48-34 -- 82

Game 19 - Ole Miss 78, LSU 51

1/22/11 12:47 p.m. at Maravich Center (Baton Rouge, LA)

OLE MISS	FG-A	3FG-A	FT-A	REB	PF	TP	A	TO	BLK	S	MIN
HENRY, Terrance f	5-6	2-3	1-1	10	2	13	0	5	1	1	32
BUCKNER, Reginald f	0-2	0-0	3-4	2	4	3	0	2	6	0	29
WARREN, Chris g	6-10	4-6	2-2	4	3	18	5	0	0	0	33
WILLIAMS, Nick g	5-6	0-0	4-5	4	2	14	4	2	0	2	32
GRAHAM, Zach g	7-9	3-3	0-0	3	3	17	2	3	0	0	22
BOGAN, Will	0-0	0-0	0-0	0	0	0	0	0	0	0	1
NELSON, Dundreous	3-6	0-2	0-1	2	0	6	2	4	1	2	17
SHORT, Steadman	1-2	0-0	0-1	3	4	2	0	1	0	1	15
GASKINS, Trevor	1-3	1-2	0-0	2	2	3	3	1	0	0	14
WILLIAMS, Donald	0-1	0-1	0-0	0	0	0	0	0	0	0	2
COX, Demarco	0-0	0-0	2-2	1	0	2	0	0	0	0	3
Team				2							
Totals	28-45	10-17	12-16	33	20	78	16	18	8	6	200

FG% 1st Half	14-25	56.0%	2nd half:	14-20	70.0%	Game:	28-45	62.2%	DB
3FG% 1st Half	3-7	42.9%	2nd half:	7-10	70.0%	Game:	10-17	58.8%	Reb
FT% 1st Half	7-9	77.8%	2nd half:	5-7	71.4%	Game:	12-16	75.0%	2

LSU	FG-A	3FG-A	FT-A	REB	PF	TP	A	TO	BLK	S	MIN
GREEN, Garrett f	2-8	0-2	1-4	1	2	5	0	0	1	1	32
WHITE, Malcolm f	2-6	0-0	2-2	4	4	6	0	5	0	1	21
STRINGER, Andre g	3-6	3-5	2-2	1	1	11	2	2	0	0	32
DERENBECKER, M. g	4-11	2-6	4-4	5	3	14	1	1	0	4	37
DOTSON, Aaron g	1-3	0-1	3-3	2	1	5	3	3	0	1	27
BASS, Chris	0-3	0-1	0-0	1	2	0	2	2	0	0	16
LUDWIG, Eddie	0-1	0-0	1-2	0	2	1	2	1	0	0	10
COURTNEY, Jalen	1-2	1-1	0-0	0	1	3	0	0	0	0	10
WARREN, Storm	2-5	0-0	2-2	3	1	6	0	2	2	0	12
POPULIST, Daron	0-1	0-1	0-0	0	0	0	0	0	0	0	3
Team				2							
Totals	15-46	6-17	15-19	19	17	51	10	16	3	7	200

FG% 1st Half	9-22	40.9%	2nd half:	6-24	25.0%	Game:	15-46	32.6%	DB
3FG% 1st Half	5-11	45.5%	2nd half:	1-6	16.7%	Game:	6-17	35.3%	Reb
FT% 1st Half	9-10	90.0%	2nd half:	6-9	66.7%	Game:	15-19	78.9%	2

Officials: Mike Stuart, Doug Sirmons, Tracy Woodson
 Technical Fouls: Ole Miss -- None. LSU -- None.
 Attendance: 8060

Ole Miss 38-40 -- 78
 LSU 32-19 -- 51

Game 20 -- Tennessee 75, LSU 53

1/26/11 8 p.m. at Thompson-Boling Arena (Knoxville, Tenn.)

LSU	FG-A	3FG-A	FT-A	REB	PF	TP	A	TO	BLK	S	MIN
WHITE, Malcolm f	3-9	0-0	3-5	10	1	9	0	1	1	0	26
LUDWIG, Eddie f	4-9	1-2	3-4	4	2	12	0	1	0	0	25
STRINGER, Andre g	1-8	1-8	3-5	2	2	6	3	4	0	1	36
DERENBECKER, M. g	5-11	2-7	1-1	2	1	13	2	2	0	1	36
DOTSON, Aaron g	1-5	1-3	2-2	3	3	5	3	1	0	0	26
BASS, Chris	0-1	0-1	0-0	4	0	0	2	1	0	0	19
GREEN, Garrett	3-8	0-1	0-0	3	2	6	0	2	0	0	25
POPULIST, Daron	0-1	0-1	0-0	1	0	0	0	0	0	0	3
COURTNEY, Jalen	1-1	0-0	0-0	0	0	2	0	0	1	0	4
Team				2							
Totals	18-53	5-23	12-17	31	11	53	10	12	2	2	200

FG% 1st Half	9-30	30.0%	2nd half:	9-23	39.1%	Game:	18-53	34.0%	DB
3FG% 1st Half	3-12	25.0%	2nd half:	2-11	18.2%	Game:			

Game 21 -- Alabama 70, LSU 46

1/29/11 7 p.m. at Coleman Coliseum (Tuscaloosa, Ala.)

LSU	FG-A	3FG-A	FT-A	REB	PF	TP	A	TO	BLK	S	MIN
WHITE, Malcolm f	3-5	0-0	0-0	0	5	6	0	0	6	0	23
LUDWIG, Eddie f	1-5	0-0	2-2	7	3	4	2	3	0	0	30
STRINGER, Andre g	4-7	2-4	3-5	1	1	13	2	1	0	1	36
DERENBECKER, M. g	4-11	2-7	0-0	2	2	10	0	3	0	2	30
TURNER, Ralston g	1-3	0-1	2-4	2	3	4	0	2	0	0	20
BASS, Chris	0-2	0-2	0-0	0	0	0	2	3	0	0	15
GREEN, Garrett	3-9	0-0	0-2	5	2	6	1	4	0	0	24
POPULIST, Daron	0-0	0-0	0-0	0	0	0	0	0	0	0	3
COURTNEY, Jalen	0-0	0-0	0-0	0	1	0	0	0	0	0	4
DOTSON, Aaron	1-3	0-1	1-2	4	3	3	0	2	0	0	16
Team				3							
Totals	17-45	4-15	8-15	24	20	46	7	18	6	3	200

FG% 1st Half	9-24	37.5%	2nd half:	8-21	38.1%	Game:	17-45	37.8%	DB
3FG% 1st Half	1-7	14.3%	2nd half:	3-8	37.5%	Game:	4-15	26.7%	Reb
FT% 1st Half	3-5	60.0%	2nd half:	5-10	50.0%	Game:	8-15	53.3%	4

ALABAMA	FG-A	3FG-A	FT-A	REB	PF	TP	A	TO	BLK	S	MIN
GREEN, JaMychal f	7-14	0-0	6-8	7	3	20	1	2	0	0	23
MITCHELL, Tony f	6-14	0-3	2-2	4	1	14	0	2	0	3	29
HINES, Chris f	3-7	0-0	1-1	7	4	7	2	2	3	1	30
RELEFORD, Trevor g	4-8	0-1	2-2	5	3	10	4	1	0	0	28
DAVIS, Charvez f	1-3	1-3	3-4	5	0	6	2	1	0	1	29
HANKERSON, Charles	0-2	0-1	0-0	1	1	0	0	0	0	2	6
ENGSTROM, Carl	0-0	0-0	0-0	1	0	0	0	0	0	0	2
EBLEN, Ben	1-2	0-0	0-0	2	2	2	2	1	1	0	11
CARTER, Jason	0-0	0-0	2-2	0	0	2	0	0	0	0	1
JEFFERY, Hunter	0-1	0-1	0-0	1	0	0	0	0	0	0	3
HILLMAN, Senario	0-4	0-1	2-2	0	2	2	0	1	1	1	17
STEELE, Andrew	3-5	1-2	0-1	4	2	7	1	1	0	1	18
LUQUIRE, Justin	0-0	0-0	0-0	0	0	0	0	0	0	0	3
Team				6							
Totals	25-60	2-12	18-22	43	18	70	12	12	5	9	200

FG% 1st Half	11-29	37.9%	2nd half:	14-31	45.2%	Game:	25-60	41.7%	DB
3FG% 1st Half	0-5	0.0%	2nd half:	2-7	28.6%	Game:	2-12	16.7%	Reb
FT% 1st Half	7-9	77.8%	2nd half:	11-13	84.6%	Game:	18-22	81.8%	3

Officials: Ted Valentine, Brian Shey, Don Daily
 Technical Fouls: Alabama -- Greene. LSU -- White.
 Attendance: 15,383

LSU 22-24 -- 46
 Alabama 29-41 -- 70

Game 22 - South Carolina 64, LSU 56

2/2/11 7 p.m. at Maravich Center (Baton Rouge, LA)

S. CAROLINA	FG-A	3FG-A	FT-A	REB	PF	TP	A	TO	BLK	S	MIN
HARRIS, Damontre f	2-4	0-0	1-2	6	4	5	1	4	0	1	22
JACKSON, Lakeem f	1-6	0-0	2-3	8	0	4	4	1	0	0	29
MULDROW, Sam	2-6	0-0	2-2	4	3	6	1	1	4	0	26
GALLOWAY, Ramon g	4-7	1-3	0-0	5	4	9	1	2	0	1	27
ELLINGTON, Bruce g	6-17	3-8	5-6	2	2	20	0	3	0	1	36
RICHARDSON, Brian	3-5	2-4	0-0	0	2	8	0	0	1	0	15
SMITH, Eric	0-0	0-0	0-0	0	3	0	0	0	0	0	11
COOKE, Malik	4-5	0-1	4-4	2	2	12	0	1	1	1	23
JEFFERSON, Johndre	0-0	0-0	0-0	2	0	0	0	1	0	0	8
SLAWSON, RJ	0-0	0-0	0-0	0	1	0	0	0	0	0	3
Team				5							
Totals	22-50	6-16	14-17	34	21	64	7	13	6	4	200

FG% 1st Half	9-22	40.9%	2nd half:	13-28	46.4%	Game:	22-50	44.0%	DB
3FG% 1st Half	2-7	28.6%	2nd half:	4-9	44.4%	Game:	6-16	37.5%	Reb
FT% 1st Half	11-12	91.7%	2nd half:	3-5	60.0%	Game:	14-17	82.4%	1,1

LSU	FG-A	3FG-A	FT-A	REB	PF	TP	A	TO	BLK	S	MIN
GREEN, Garrett f	2-3	0-1	8-11	9	1	12	0	0	0	1	28
WHITE, Malcolm f	5-11	0-0	0-1	4	2	10	0	4	1	1	26
STRINGER, Andre g	5-12	3-8	6-7	4	2	19	2	3	0	0	36
DERENBECKER, M. g	1-7	1-4	0-0	2	2	3	1	1	0	0	23
TURNER, Ralston g	1-5	0-1	0-0	0	5	2	0	2	0	0	16
BASS, Chris	0-1	0-0	0-0	2	1	0	0	0	0	1	15
LUDWIG, Eddie	1-3	0-0	0-0	6	0	2	0	0	0	0	19
WARREN, Storm	0-1	0-0	0-0	1	1	0	0	1	0	0	6
DOTSON, Aaron	3-8	1-4	1-3	3	4	8	2	3	0	1	31
Team				2							
Totals	18-51	5-18	15-22	33	18	56	5	14	1	5	200

FG% 1st Half	8-25	32.0%	2nd half:	10-26	38.5%	Game:	18-51	35.3%	DB
3FG% 1st Half	2-9	22.2%	2nd half:	3-9	33.3%	Game:	5-18	27.8%	Reb
FT% 1st Half	9-14	64.3%	2nd half:	6-8	75.0%	Game:	15-22	68.2%	2

Officials: J. B. Caldwell, Ron Groover, Karl Hess
 Technical Fouls: South Carolina -- None. LSU -- None.
 Attendance: 7311

S. Carolina 31-33 -- 64
 LSU 27-29 -- 56

Game 23 - Miss. State 58, LSU 57

2/5/11 3 p.m. at Maravich Center (Baton Rouge, LA)

MISS. STATE	FG-A	3FG-A	FT-A	REB	PF	TP	A	TO	BLK	S	MIN
SIDNEY, Renardo f	7-16	0-1	2-3	11	1	16	1	3	1	0	31
AUGUSTUS, Kodi f	3-8	0-2	4-4	4	4	10	1	2	0	1	34
STEELE, Jalen g	1-6	1-3	1-2	3	2	4	0	1	0	0	26
BOST, Dee g	2-11	1-5	4-7	5	1	9	2	5	1	1	36
BENOCK, Riley g	4-5	4-5	0-0	7	2	12	4	1	1	2	35
SMITH, Shaun	1-3	1-1	0-0	0	2	3	0	0	0	0	7
BRYANT, Brian	2-4	0-1	0-1	2	0	4	2	0	0	1	18
LEWIS, Wendell	0-0	0-0	0-0	1	1	0	0	0	0	0	12
RIEK, John	0-0	0-0	0-0	0	0	0	0	1	0	0	1
Team				5							
Totals	20-53	7-18	11-17	38	13	58	10	13	3	5	200

FG% 1st Half	11-30	36.7%	2nd half:	9-23	39.1%	Game:	20-53	37.7%	DB
3FG% 1st Half	5-10	50.0%	2nd half:	2-8	25.0%	Game:	7-18	38.9%	Reb
FT% 1st Half	3-5	60.0%	2nd half:	8-12	66.7%	Game:	11-17	64.7%	0

LSU	FG-A	3FG-A	FT-A	REB	PF	TP	A	TO	BLK	S	MIN
GREEN, Garrett f	3-8	1-2	1-2	8	5	8	1	0	0	1	25
WHITE, Malcolm f	3-5	0-0	0-0	9	2	6	0	2	2	1	24
STRINGER, Andre g	6-14	3-10	0-0	3	3	15	4	2	0	3	36
DOTSON, Aaron g	3-8	1-4	3-4	4	3	10	0	1	0	0	33
TURNER, Ralston g	3-14	1-7	0-0	1	0	7	1	1	0	0	28
BASS, Chris	2-4	0-0	0-0	2	1	4	1	0	0	1	14
LUDWIG, Eddie	1-2	0-1	3-3	2	2	5	2	2	0	0	16
DERENBECKER, Matt	0-1	0-0	0-0	1	0	0	0	2	0	0	8
WARREN, Storm	1-3	0-0	0-0	7	3	2	0	3	3	1	15
POPULIST, Daron	0-0	0-0	0-0	0	0	0	0	0	0	0	1
Team				2							
Totals	22-59	6-24	7-9	39	19	57	9	13	5	7	200

FG% 1st Half	11-29	37.9%	2nd half:	11-30	36.7%	Game:	22-59	37.3%	DB
3FG% 1st Half	4-15	26.7%	2nd half:	2-9	22.2%	Game:	6-24	25.0%	Reb
FT% 1st Half	7-9	77.8%	2nd half:	0-0	0.0%	Game:	7-9	77.8%	1

Officials: Doug Shows, Pat Adams, Patrick Evans.
 Technical Fouls: Miss. State -- None. LSU -- None.
 Attendance: 7938

Miss. State 30-28 -- 58
 LSU 33-24 -- 57

Game 24 -- Ole Miss 66, LSU 60

2/9/11 8 p.m. at Tad Smith Coliseum (Oxford, Miss.)

LSU	FG-A	3FG-A	FT-A	REB	PF	TP	A	TO	BLK	S	MIN
WHITE, Malcolm f	3-6	0-0	2-6	11	3	8	0	6	0	0	25
WARREN, Storm f	5-10	0-0	0-0	1	5	10	0	0	2	1	20
STRINGER, Andre g	1-8	0-5	0-0	3	4	2	5	2	0	1	29
DERENBECKER, M. g	6-10	5-7	2-2	2	2	19	1	1	0	1	37
TURNER, Ralston g	6-10	3-7	1-2	3	0	16	3	1	1	1	37
GREEN, Garrett	0-1	0-0	0-0	3	2	0	1	2	1	0	15
BASS, Chris	0-1	0-0	0-0	0	0	0	0	2	0	0	6
LUDWIG, Eddie	2-2	0-0	0-0	4	2	4	1	2	1	1	20
POPULIST, Daron	0-3	0-2	1-2	1	1	1	0	0	0	0	5
DOTSON, Aaron											

Game 25 -- Arkansas 80, LSU 61

2/12/11 12:47 p.m. at Bud Walton Arena (Fayetteville, Ark.)

LSU	FG-A	3FG-A	FT-A	REB	PF	TP	A	TO	BLK	S	MIN
WHITE, Malcolm f	3-8	0-0	5-6	3	4	11	1	2	0	1	29
WARREN, Storm f	3-6	0-0	0-0	5	1	6	0	3	2	1	22
STRINGER, Andre g	1-4	0-2	2-2	0	1	4	4	3	0	1	39
DERENBECKER, M. g	5-11	2-5	1-2	1	2	13	0	1	0	0	28
TURNER, Ralston g	4-11	1-4	1-2	4	2	10	3	2	0	0	31
GREEN, Garrett	2-4	0-0	0-0	3	3	4	0	2	0	0	6
BASS, Chris	0-2	0-0	0-0	1	1	0	2	1	0	0	9
LUDWIG, Eddie	3-4	0-0	3-4	5	3	9	0	2	1	0	19
POPULIST, Daron	0-0	0-0	2-2	1	0	2	1	0	0	0	6
DOTSON, Aaron	1-1	0-0	0-0	1	2	2	0	1	0	1	11
Team				5	1						
Totals	22-51	3-11	14-18	29	20	61	11	17	3	4	200

FG% 1st Half	9-21	42.9%	2nd half:	13-30	43.3%	Game:	22-51	43.1%	DB
3FG% 1st Half	0-3	0.0%	2nd half:	3-8	37.5%	Game:	3-11	27.3%	Reb
FT% 1st Half	4-6	66.7%	2nd half:	10-12	83.3%	Game:	14-18	77.8%	2

ARKANSAS	FG-A	3FG-A	FT-A	REB	PF	TP	A	TO	BLK	S	MIN
JOHNSON, Delvon f	2-7	0-0	5-6	8	2	9	1	2	0	0	21
POWELL, Marshawn f	4-5	0-0	6-6	1	3	14	0	3	0	3	21
BRITT, Marcus g	2-5	1-2	0-0	0	2	5	1	0	0	0	20
CLARKE, Rotnei g	7-10	5-6	6-6	3	2	25	0	1	0	0	28
PETERSON, Jeff g	3-6	0-1	0-0	2	2	6	7	1	0	0	24
WADE, Marracus	1-2	0-0	4-4	0	0	6	0	0	0	0	14
FARMER, Jemal	0-1	0-0	0-0	1	1	0	0	1	0	0	5
BRYANT, Glenn	1-3	1-1	0-0	4	1	3	0	0	2	0	12
MASON, Nick	0-0	0-0	0-0	0	0	0	0	0	0	0	2
HAYDAR, Kikko	1-4	0-1	0-0	0	0	2	0	0	0	1	4
WAITHE, Marvell	0-1	0-1	0-0	0	1	0	0	0	0	0	7
NOBLES, Julysse	1-2	0-0	3-5	3	2	5	2	3	0	1	24
SANCHEZ, Michael	2-4	0-0	1-2	5	2	5	1	2	0	1	18
Team				3							
Totals	24-50	7-12	25-29	30	18	80	12	13	2	6	200

FG% 1st Half	13-24	54.2%	2nd half:	11-26	42.3%	Game:	24-50	48.0%	DB
3FG% 1st Half	5-7	71.4%	2nd half:	2-5	40.0%	Game:	7-12	58.3%	Reb
FT% 1st Half	9-11	81.8%	2nd half:	16-18	88.9%	Game:	25-29	86.2%	2

Officials: Ted Valentine, Bert Smith, Tracy Woodson
 Technical Fouls: LSU -- Team, Arkansas -- None.
 Attendance: 12,933

LSU 22-39 -- 61
 Arkansas 40-40 -- 80

Game 26 - Alabama 67, LSU 56

2/17/11 8 p.m. at Maravich Center (Baton Rouge, LA)

ALABAMA	FG-A	3FG-A	FT-A	REB	PF	TP	A	TO	BLK	S	MIN
GREEN, JaMychal f	7-16	0-0	4-5	7	4	18	2	1	0	1	25
MITCHELL, Tony f	6-14	1-2	0-0	4	2	13	0	2	1	1	38
HINES, Chris f	2-7	0-0	3-5	6	2	7	0	0	0	1	27
RELEFORD, Trevor g	5-8	0-0	5-5	3	1	15	2	4	0	2	33
DAVIS, Charvez g	1-6	0-2	0-0	4	0	2	0	2	0	0	22
HANDERSON, Jr., C.	0-0	0-0	0-0	1	2	0	1	0	0	1	8
EBLEN, Ben	0-0	0-0	0-0	0	1	0	0	0	0	0	5
CARTER, Jason	0-0	0-0	0-0	0	0	0	0	0	0	0	0+
HILLMAN, Senario	1-2	0-0	0-0	1	3	2	0	1	0	1	12
STEELE, Andrew	3-5	1-2	3-4	3	2	10	0	0	0	2	30
Team				4							
Totals	25-58	2-6	15-19	33	17	67	5	10	1	9	200

FG% 1st Half	15-32	46.9%	2nd half:	10-26	38.5%	Game:	25-58	43.1%	DB
3FG% 1st Half	1-3	33.3%	2nd half:	1-3	33.3%	Game:	2-6	33.3%	Reb
FT% 1st Half	5-6	83.3%	2nd half:	10-13	76.9%	Game:	15-19	78.9%	1

LSU	FG-A	3FG-A	FT-A	REB	PF	TP	A	TO	BLK	S	MIN
WARREN, Storm f	1-3	0-0	0-2	8	4	2	0	0	1	1	10
WHITE, Malcolm f	6-13	0-0	2-2	4	3	14	0	1	1	1	30
STRINGER, Andre g	0-4	0-2	4-5	2	4	4	2	5	0	3	29
DERENBECKER, M. g	1-4	1-3	0-0	3	1	3	2	1	0	0	27
TURNER, Ralston g	6-10	2-4	3-4	2	3	17	1	4	0	0	35
GREEN, Garrett	4-6	0-1	2-3	7	3	10	2	0	0	0	28
BASS, Chris	1-4	0-0	0-0	3	0	2	2	1	0	0	16
LUDWIG, Eddie	0-0	0-0	0-2	1	1	0	1	2	0	1	11
DOTSON, Aaron	1-3	0-0	2-5	1	0	4	1	2	0	0	14
Team				4				1			
Totals	20-47	3-10	13-23	35	19	56	11	17	2	6	200

FG% 1st Half	13-23	56.5%	2nd half:	7-24	29.2%	Game:	20-47	42.6%	DB
3FG% 1st Half	1-4	25.0%	2nd half:	2-6	33.3%	Game:	3-10	30.0%	Reb
FT% 1st Half	4-9	44.4%	2nd half:	9-14	64.3%	Game:	13-23	56.5%	5

Officials: Tom Eades, Michael Stephens, Mike Eades
 Technical Fouls: Alabama -- None. LSU -- None.
 Attendance: 7830

Alabama 36-31 -- 67
 LSU 31-25 -- 56

Game 27 - Florida 68, LSU 61

2/20/11 Noon at Maravich Center (Baton Rouge, LA)

FLORIDA	FG-A	3FG-A	FT-A	REB	PF	TP	A	TO	BLK	S	MIN
TYUS, Alex f	3-7	0-0	0-2	9	0	6	0	2	1	0	23
MACKLIN, Vernon c	7-16	0-0	2-4	7	2	16	1	3	0	1	28
BOYNTON, Kenny g	5-12	1-5	6-7	1	0	17	2	1	1	2	37
WALKER, Erving g	5-10	3-6	4-4	4	2	17	1	3	0	1	36
PRATHER, Casey g	0-2	0-1	0-0	3	2	0	1	0	0	1	15
YOUNG, Patric	3-4	0-0	0-0	6	3	6	0	1	0	1	18
WILBEKIN, Scottie	0-1	0-1	2-2	4	2	2	2	1	0	2	30
YEGUETE, Will	0-0	0-0	0-0	0	0	0	0	0	0	0	3
MURPHY, Erik	2-3	0-0	0-1	2	2	4	0	2	0	1	10
Team				5							
Totals	25-55	4-13	14-20	41	13	68	7	13	2	9	200

FG% 1st Half	19-32	59.4%	2nd half:	6-23	26.1%	Game:	25-55	45.5%	DB
3FG% 1st Half	2-6	33.3%	2nd half:	2-7	28.6%	Game:	4-13	30.8%	Reb
FT% 1st Half	0-2	0.0%	2nd half:	14-18	77.8%	Game:	14-20	70.0%	1

LSU	FG-A	3FG-A	FT-A	REB	PF	TP	A	TO	BLK	S	MIN
WARREN, Storm f	4-7	0-0	0-0	3	4	8	0	1	0	1	25
WHITE, Malcolm f	3-7	0-0	0-0	6	3	6	2	0	1	1	32
STRINGER, Andre g	3-8	2-6	1-2	2	0	9	2	2	0	0	28
DERENBECKER, M. g	3-6	2-3	0-0	2	2	8	2	1	0	1	30
TURNER, Ralston g	7-19	2-7	2-3	1	2	18	4	4	0	2	35
GREEN, Garrett	0-2	0-0	1-2	4	2	1	0	0	0	0	12
BASS, Chris	0-0	0-0	0-0	1	0	0	0	1	0	0	6
LUDWIG, Eddie	1-1	0-0	0-0	2	4	2	0	1	0	1	10
POPULIST, Daron	1-2	0-1	0-0	2	2	2	3	0	0	0	11
DOTSON, Aaron	3-4	1-1	0-0	2	1	7	0	2	0	0	11
Team				4							
Totals	25-59	7-18	4-7	29	20	61	13	12	1	6	200

FG% 1st Half	11-31	34.4%	2nd half:	14-27	51.9%	Game:	25-59	42.4%	DB
3FG% 1st Half	3-10	30.0%	2nd half:	4-8	50.0%	Game:	7-18	38.9%	Reb
FT% 1st Half	0-0	0.0%	2nd half:	4-7	57.1%	Game:	4-7	57.1%	2

Officials: Douge Shows, Joe Lindsay, Mike Thibodeaux
 Technical Fouls: Florida -- None. LSU -- None.
 Attendance: 7711

Florida 40-28 -- 68
 LSU 25-36 -- 61