

# LSU 2010-11 BASKETBALL

**NATIONAL TITLES**  
1935

**SEC CHAMPIONS**  
1935 • 1953 • 1954 • 1979 • 1981  
1985 • 1991 • 2000 • 2006 • 2009

**NCAA FINAL FOUR**  
1953 • 1981 • 1986 • 2006

## 27 University of Florida

February 20, 2011 \* Noon CST \* ESPN

Baton Rouge, La. \* Pete Maravich Assembly Center

### LSU (10-16, 2-9)

#### November

Fri. 12	NORTHWESTERN STATE	<b>W, 87-78</b>
Tues. 16	NICHOLLS STATE	L, 53-62
Thurs. 18	TENN-MARTIN (CST)	<b>W, 79-56</b>
Sun. 21	Memphis (at Tupelo, Miss.)(CBSCS)	L, 60-71
Wed. 24	CENTENARY	<b>W, 78-36</b>
Sun. 28	at South Alabama (CSS)	<b>W, 80-65</b>
Tues. 30	HOUSTON	<b>W, 73-57</b>

#### December

Sat. 11	CENTRAL MICHIGAN (CST)	<b>W, 59-55</b>
Mon. 13	COASTAL CAROLINA	L, 69-78 (ot)
Thurs. 16	MCNEESE (CST)	<b>W, 78-66 (ot)</b>
Sat. 18	WICHITA STATE (at Bossier City)(CST)	L, 69-70
Wed. 22	NORTH TEXAS (CST)	L, 55-75
Mon. 27	SOUTHERN (CST)	<b>W, 62-41</b>
Wed. 29	at Rice (CBSCS)	L, 68-74

#### January

Sun 2	at Virginia (FSN)	L, 50-64
Sat. 8	*at Auburn (FSN)	<b>W, 62-55</b>
Wed. 12	*ARKANSAS (SEC Network)	<b>W, 56-53</b>
Sat. 15	*at Kentucky (SEC Network)	L, 44-82
Sat. 22	*OLE MISS (SEC Network)	L, 51-78
Wed. 26	*at Tennessee (SEC Network)	L, 53-75
Sat. 29	*at Alabama (FSN)	L, 46-70

#### February

Wed. 2	*SOUTH CAROLINA (SEC Network)	L, 56-64
Sat. 5	*MISSISSIPPI STATE (SEC Network)	L, 57-58
Wed. 9	*at Ole Miss (CSS/CST)	L, 60-66
Sat. 12	*at Arkansas (SEC Network)	L, 61-80
Thurs. 17	*ALABAMA (ESPN)	L, 56-67
Sun. 20	*FLORIDA (ESPN)	Noon
Wed. 23	*at Mississippi State (CSS/CST)	8 p.m.
Sat. 26	*VANDERBILT (SEC Network)	12:47 p.m.

#### March

Wed. 2	*at Georgia (SEC Network)	7 p.m.
Sat. 5	*AUBURN (FSN)	6 p.m.
March 10-13 SEC Tournament (Atlanta, Ga.)		

### On the Air

#### Radio • LSU Sports Radio Network

Jim Hawthorne, play-by-play  
Kevin Ford, host/analyst  
Ricky Blanton, analyst

#### Television • SEC Network

Bob Wischusen, play-by-play  
Bill Raftery, analyst



### PROJECTED LSU LINEUP (BASED ON LAST GAME)

#### G 10 Andre Stringer (5-9, Fr., Jackson, Miss.) 11.8 ppg, 2.3 rpg, 2.9 rpg (9.1 ppg, 2.4 rpg, 3.2 apg in SEC)

Had 21 points on two occasions and three straight league games of 13 (at Ala), 19 (SC) and 15 (MSU) before scoring just 10 points in the last three games against Ole Miss (2/9), Arkansas (2/12), Alabama (2/17) ... Second on the team in overall scoring, third on team in SEC scoring ... Hit four treys five times ... Started at point since third game ... 48 treys for season.

#### G 21 Matt Derenbecker (6-7, Fr., Metairie, La.) 6.8 ppg, 5.5 rpg, 1.1 apg (9.6 ppg, 3.1 rpg in SEC)

Led LSU in both games on the road the week before, scoring combined 32 points -- 19 at Ole Miss (2/9), 13 at Arkansas (2/12), leading team in both games ... Against Ole Miss hit 6-of-10 field goals, equaling team high for treys at 5 (5-of-7) ... Team leader in SEC scoring ... 30 treys ... 11-of-21 from field last week ... Averaging 29.9 minutes a game in SEC play.

#### G 22 Ralston Turner (6-6, Fr., Muscle Shoals, Ala) 12.4 ppg, 2.8 rpg, 1.5 apg (9.3 ppg, 2.0 rpg in SEC)

Three straight games in double figures including best game since return from right foot stress reaction, scoring 17 vs. Alabama (2/17) ... Team lead in overall scoring ... Second on team in league scoring ... Made 41 treys ... In last three games scored 43 points, hitting 16-of-31 field goals and 6-of-15 from arc.

#### F 24 Storm Warren (6-7, Jr., Monroe, La.) 6.0 ppg, 5.7 rpg (3.8 ppg, 4.1 rpg in SEC)

Had his best night since being limited by the tendonitis in right Achilles prior to Jan. 2 UVA game, scoring 10 points in 20 minutes vs. Ole Miss (2/9), hitting 5-of-10 field goals ... Eight blocks in last four games ... Eight rebounds vs. Ala (2/17).

#### F 5 Malcolm White (6-9, Jr., Baton Rouge, La.) 8.5 ppg, 5.5 rpg, 1.3 bpg (8.2 ppg, 5.5 rpg in SEC)

Ole Miss transfer has two double doubles this season ... Started 25-of-26 games ... 55 points last six games ... Best SEC game of 14 vs. Alabama (2/17) ... 12 games double figures ... Fourth double figure rebound game at Ole Miss (2/9) with 11.

### STORYLINES

- The second of two SEC games at noon Sunday versus Eastern Division leader Florida as the Tigers face second half of division leader contests on the ESPN Family of Networks.

- Tigers have been in four of the last five SEC games losing by eight to South Carolina, one to Mississippi State, six at Ole Miss and 11 to Alabama. The Tigers had the lead in the final minutes against the two Mississippi schools, but was unable to make the needed plays at the end to end the losing streak ... Against Alabama Thursday night, LSU had the game to two, 50-48, with 9:26 to play and down to four, 60-56, with 4:01 left, but LSU failed to score over the final four

minutes of the game.

- In LSU's last three wins (Southern, Auburn, Arkansas), the Tigers held the teams to just 35 points combined and 11-of-77 from the field (14.3 percent) ... LSU was up 28-12 at the half against Southern (12/27), 32-6 at Auburn (1/8) and 31-17 versus Arkansas (1/12).

- After a long drought, LSU has shot over 40 percent in the last three games ... For the first time since the conference opener, LSU cracked 40 percent from the field, shooting 45.1 percent (23-51) against the Rebels (2/9), then shot 43.1% at Arkansas (2/12) and 42.6 vs. Alabama (20-47) ... LSU has now shot 40 percent

or better from the field in just four of the last 16 games.

- Opponents had been averaging 15.3 points a game in points scored off LSU turnovers, but Alabama doubled that to 30 points off 17 LSU turnovers ... The total was almost evenly divided with Alabama getting 14 in the first half and 16 in the second half.

- LSU leads the overall series with the Gators, 60-38 and 34-11 in games played in Baton Rouge ... Last year's win by Florida stopped a three-year winning streak for the Tigers ... LSU has won six of the last nine meetings.

### BREAKDOWN

#### LSU

<b>Record</b>	10-16, 2-9
<b>Ranking</b>	N/A
<b>Last Game</b>	February 17 in Baton Rouge lost to Alabama, 67-56
<b>Head Coach</b>	Trent Johnson
<b>Career Record</b>	207-165/12th season
<b>LSU Record</b>	48-44/3rd season
<b>vs. Florida:</b>	1-1

#### Florida

<b>Record</b>	16-8, 8-2
<b>Ranking</b>	N/A
<b>Last Game</b>	February 12 at Gainesville defeated Tennessee, 61-60
<b>Head Coach</b>	Billy Donovan
<b>Career Record</b>	385-164/17th season
<b>UF Record</b>	350-144/15th season
<b>vs. LSU</b>	10-8

# Upcoming LSU Basketball Media Calendar

<b>21</b> <b>MONDAY</b> Trent Johnson Radio Show at T J Ribs (7 p.m., LSU Sports Radio Network)  SEC Teleconference, Coach Johnson at 10:28 a.m. Contact SEC Office for number and passcodes  MEDIA SESSION --2 p.m. Practice Facility	<b>22</b> <b>TUESDAY</b> Leave for Starkville	<b>23</b> <b>WEDNESDAY</b> Game No. 28 LSU at Mississippi State, 8 p.m. (Humphrey Coliseum). TV CSS, ESPN3 ... Tape delay at 10 p.m. on CST ... Radio: LSU Sports Radio Network (100.7 FM in Baton Rouge).	<b>24</b> <b>THURSDAY</b> MEDIA SESSION -- 2 p.m. Practice Facility	<b>25</b> <b>FRIDAY</b>	<b>26</b> <b>SATURDAY</b> Game No. 29 Vanderbilt at LSU, 12:47 p.m. (Maravich Center). TV: SEC Network, ESPN3. Radio: LSU Sports Radio Network (100.7 FM in Baton Rouge).	<b>20</b> <b>SUNDAY</b> Game No. 27, Florida at LSU, Noon (Maravich Center). TV: ESPN/ESPN3 ... Radio: LSU Sports Radio Network (100.7 FM in BR)  Inside LSU Basketball LSU Sports Television Network, 10:35 p.m., WBRZ-TV in BR.
--	---	---	---	----------------------------	--	---

## LSU Media Services

### Media Availability

Coach Trent Johnson is available in his office for early morning appointments and phone interviews. Please contact Basketball SID Kent Lowe (225-578-1864, clowe@lsu.edu) at least 24 hours in advance.

### SEC Teleconference

The 12 SEC coaches are featured on a teleconference each Monday through the conference season. The conference starts at 10 a.m. (CST). Coach Johnson is on at 10:28 a.m. CST. To access the media only number contact Kent Lowe or the SEC Media Relations Office (205-458-3010).

### Media Sessions

Coach Johnson meets with during SEC season on Mondays and Thursdays prior to games, before practice at a time to be announced, in the practice facility meeting room. Some travel and scheduling issues may change the time and day so media should contact the Sports Information Office to confirm start time.

### The Trent Johnson Show

Presented by Capital One Bank

The weekly call-in show takes place Mondays at 7 p.m. from T.J. Ribs on Acadian Thruway ... The show airs in Baton Rouge on local flagship New Country 100.7 FM The Tiger, on the Internet at [www.LSUports.net](http://www.LSUports.net) and on many LSU Sports Radio Network affiliates.

### Inside LSU Basketball

Coach Johnson's weekly TV show is on a state-wide network ... WBRZ-TV, Channel 2, airs the show at 10:35 p.m. Sundays Television affiliates for the show are listed online at [LSUports.net/tvaffiliates](http://LSUports.net/tvaffiliates)

### Player Media Sessions

The players will be available at the media sessions that are normally conducted on Mondays and Thursdays during the SEC season. Please let Kent Lowe (225-578-1864, clowe@lsu.edu) know which players you would like to have at the media session at least 24 hours in advance.

### Post Game

Coach Johnson will be in the media room of the practice facility after the game and the NCAA cooling off period ... Requested players will be brought to the practice facility media room as well. ... THE LSU DRESSING ROOM IS CLOSED ... To reach the media room, take the Northwest Corridor portal (where the LSU team enters the floor) ... When reaching the multi-purpose room and the glass doors, turn right ... Before reaching the steps, turn left and then take a right down the first hallway to the double wood doors and enter the media room. LSU marshalls will help direct you to the area ... The visiting coach has an interview area (where the pre-game meal is served) that he can use for his post-game media obligations if he wishes.

### WHO TO CONTACT

#### Sports Information Office

(225) 578-8226

**Michael Bonnette** - [mbonnet@lsu.edu](mailto:mbonnet@lsu.edu)

Assoc. AD/Sports Information Director

**C. Kent Lowe** - [clowe@lsu.edu](mailto:clowe@lsu.edu)

Sr. Assoc. Sports Information Director (Basketball Contact)

**Jake Terry** - [jterry9@lsu.edu](mailto:jterry9@lsu.edu)

Associate Sports Information Director (Social Media)

#### LSU Television

Kevin Wagner - [jwagne2@lsu.edu](mailto:jwagne2@lsu.edu)

#### LSU Radio

Jim Hawthorne - [lsuradio@lsu.edu](mailto:lsuradio@lsu.edu)

#### LSU Sports Information Mailing Address

P.O. Box 25095, Baton Rouge, LA 70894

### ON THE INTERNET

#### [www.LSUports.net/media](http://www.LSUports.net/media)

The Official Website of LSU Athletics is home to all the basketball information you need. Schedules, results, rosters, bios, statistics and game notes can be found and are always up to date.

#### <http://media.lsuports.net>

Media can access images for all LSU athletic teams, including action shots, heads shots, logos, etc. To gain access to the high-resolution pictures, email Michael Bonnette. You will be assigned a login and password that will enable you to retrieve pictures. This service is for the media use only.

#### [LSUports.net/media](http://LSUports.net/media)

Request credentials online, go to the men's basketball link.



### LSU Basketball on Twitter & Facebook

[facebook.com/lsubasketball](http://facebook.com/lsubasketball)  
[twitter.com/lsubasketball](http://twitter.com/lsubasketball)  
[twitter.com/lsucoachjohnson](http://twitter.com/lsucoachjohnson)  
[twitter.com/lsumediaalerts](http://twitter.com/lsumediaalerts)  
[LSUports.net/connect](http://LSUports.net/connect)

# Trent Johnson

Head Coach • 3rd year at LSU (12th year as head coach)

Trent Johnson believes the LSU basketball program is moving forward.

With an outstanding recruiting class of student-athletes that fit the LSU program, Johnson is anxious to see this group "be a team" in 2010-11.

As Johnson, the 20th head men's basketball coach at LSU enters his third season, he seeks to build on more than a decade of excellence at LSU, Stanford and Nevada. Having earned Conference Coach of the Year in all three leagues (WAC, Pac-10 and SEC), Johnson and his staff continue toward maintaining LSU basketball as one of the premier programs in the country.

In his first season at LSU, Johnson led the Tigers to 27 wins, tied for the third most wins in a season in LSU history, and won the SEC regular season championships with a record of 13-3. LSU returned to the NCAA Tournament for the first time since 2006, advancing to the second round before falling, 84-70, to North Carolina. In the opening round, LSU defeated nationally-ranked Butler.

Coach Johnson, who eats, sleeps and drinks college basketball year round, believes in both development on the court and also personal, social and academic development. As players grasp his vision for success, they have the opportunity to embrace playing in a fast-paced system, executing in the half court and defending and rebounding at a high level.

Johnson has a record of success that continues here at LSU. His team will have to blend together and learn from a coach that is a fierce competitor who exudes and demands toughness.

His devotion to the team, his protective beliefs toward his players and his loyalty to his former players is evidenced by the fact that three of his former players are now members of the LSU basketball staff. Johnson is a program builder and he has re-established the base of the LSU program by visiting with former players and coaches to bring together the past, present and the future of the program.

Johnson also is charged with the development of athletes both on and off the court. Off the court, he is working hard to make sure student-athletes understand the "student" part of their days at LSU. At all three spots in his head coach-

ing career, he has developed not just successful athletes and winning basketball teams, but young men who are having success in life.

In his head coaching career, he has taken teams in seven of the last eight seasons to post-season play, including five NCAA appearances. In addition, Johnson has seen six of his former assistant coaches become head coaches at successful programs.

Johnson has been rewarded as the consensus SEC Coach of the Year and was a finalist for four national coach of the year honors as he became the first LSU men's basketball coach to win the league title and take the team to post-season play in his first year at the school.

Under Johnson's watch, he has already coached an SEC POY in Marcus Thornton who now plays for the NO Hornets, and Tasmir Mitchell, who finished his career as the third all-time leading scorer and sixth all-time rebounder in school history. Mitchell, Garrett Temple (who has logged NBA time) and Chris Johnson are all playing in the NBA D-League.

Those four players represent Johnson's ability to teach and mold a well-rounded basketball player into having both a good offensive and defensive presence that can benefit the team and provide a chance to play at the next level.

Johnson has always been a big believer in special causes and joined former LSU basketball coach Dale Brown and star center Shaquille O'Neal in cutting a series of commercials that aired nationally for the "Be A Match" organization in support of bone marrow donors.

This past June, Johnson was part of a 10-day trip to Africa as part of the TRIAD Trust program that was established to stop the transmission of HIV through culturally relevant, locally sustainable health and life skills education-based programs in communities affected by HIV/AIDS.

He also is a member of the Board of Directors of the National Association of Basketball Coaches and has served on the NABC Special Committee on Recruiting and Access.

Johnson, who was born in Berkeley, Calif., and calls Seattle, Wash., his home, is married to Jackie and they have two children: a daughter, Tinishia, 27, and a son, Terry, 24.



## The Johnson File

**NAME:** Trent Johnson  
**BIRTH DATE:** September 12, 1956  
**AGE:** 54  
**BIRTHPLACE:** Berkeley, Calif.  
**HOMETOWN:** Seattle, Wash.  
**WIFE:** Jackie  
**CHILDREN:** Tinishia (27), Terry (24)  
**COLLEGE:** BS, Boise State University, 1986

## PLAYING EXPERIENCE

**Boise State University (Boise, Idaho)**  
 Finished in the top 10 in career scoring and rebounding at the school ... In 1976, team advanced to NCAA Tournament after winning the Big Sky Tournament ... In his junior year, named the Most Improved Player and in his final season was named All-Big Sky.

## COACHING EXPERIENCE

**1986-89** - Assistant Coach, Utah  
**1989-92** - Assistant Coach, University of Washington  
**1992-96** - Assistant Coach, Rice  
**1996-99** - Assistant Coach, Stanford  
**1999-04** - Head Coach, University of Nevada ... Compiled a 79-74 overall record ... 2003 team went to NIT, 2004 team won WAC Tourney and advanced to the NCAA Sweet 16.  
**2004-08** - Head Coach, Stanford ... Four year record of 80-47 ... Team advanced to post-season play each of his four years, 2008 team won 28 games and advanced to the NCAA Sweet 16.  
**April 10, 2008** -- Named the 20th Head Basketball Coach at LSU.  
**2008-09** -- LSU wins the SEC title with 13-3 record, finishes 27-8 and advances to the second round of NCAA Tournament to push mark to seven straight years of coaching teams to post-season play.  
**Nov. 24, 2010** -- Won his 200th game as a collegiate head coach (78-36, vs. Centenary).

## LEAGUE COACH OF THE YEAR HONORS

**2003** -- Western Athletic Conference  
**2008** -- Pac-10  
**2009** -- Southeastern Conference

## The Trent Johnson Record

YEAR	SCHOOL	/---OVERALL---/		/---CONF.---/		FINISH
		W-L	PCT.	W-L	PCT.	
1999-00	Nevada	9-20	.310	6-10	.375	3rd-Big West
2000-01	Nevada	10-18	.357	3-13	.187	9th-WAC
2001-02	Nevada	17-13	.567	9-9	.500	5th-WAC
2002-03	Nevada	18-14	.562	11-7	.611	4th-WAC NIT First Round
2003-04	Nevada	25-9	.735	13-5	.722	1st WAC/Tourney Champ; NCAA Sweet 16
2004-05	Stanford	18-13	.581	11-7	.611	4th-Pac 10/NCAA First Round
2005-06	Stanford	16-14	.533	11-7	.611	5th-Pac 10/NIT Second Round
2006-07	Stanford	18-13	.581	10-8	.555	6th-Pac 10/NCAA First Round
2007-08	Stanford	28-7	.800	13-5	.722	2nd-Pac10/NCAA Sweet 16
<b>2008-09</b>	<b>LSU</b>	<b>27-8</b>	<b>.771</b>	<b>13-3</b>	<b>.812</b>	<b>1st-West, SEC Champs, NCAA 2nd rd.</b>
<b>2009-10</b>	<b>LSU</b>	<b>11-20</b>	<b>.354</b>	<b>2-14</b>	<b>.125</b>	<b>6th-West</b>
<b>2010-11</b>	<b>LSU</b>	<b>10-16</b>	<b>.385</b>	<b>2-9</b>	<b>.182</b>	
<b>Totals</b>	<b>12 Years</b>	<b>207-165</b>	<b>.556</b>	<b>104-97</b>	<b>.517</b>	<b>7 tournaments, 2 NCAA Sweet 16</b>
<b>Nevada</b>	<b>5 Years</b>	<b>79-74</b>	<b>.516</b>	<b>42-44</b>	<b>.488</b>	<b>1 WAC title, 1 NCAA Sweet 16</b>
<b>Stanford</b>	<b>4 Years</b>	<b>80-47</b>	<b>.630</b>	<b>45-27</b>	<b>.625</b>	<b>4 tournaments, 1 NCAA Sweet 16</b>
<b>LSU</b>	<b>3 Years</b>	<b>48-44</b>	<b>.522</b>	<b>17-25</b>	<b>.405</b>	<b>1 SEC Title, 1 NCAA 2nd Rd.</b>

## CAREER SPECIALTY NUMBERS

### CAREER DOUBLE-FIGURE GAMES

Storm Warren 26  
 Andre Stringer 16  
 Ralston Turner 14  
 Malcolm White 12  
 Aaron Dotson 9  
 Matt Derenbecker 9  
 Garrett Green 8  
 Eddie Ludwig 1

### CAREER DOUBLE-FIGURE REBOUNDS

Storm Warren 12  
 Malcolm White 4  
 Garrett Green 2

### CAREER DOUBLE-DOUBLES

Storm Warren 11  
 Malcolm White 2  
 Garrett Green 2

### CAREER THREE-POINTERS

Andre Stringer 48  
 Ralston Turner 41  
 Matt Derenbecker 30  
 Aaron Dotson 22  
 Chris Bass 11  
 Garrett Green 8  
 Daron Populist 7  
 Jalen Courtney 2  
 Eddie Ludwig 2

### CAREER ASSISTS

Chris Bass 202  
 Andre Stringer 76  
 Aaron Dotson 72  
 Eddie Ludwig 39  
 Ralston Turner 31  
 Matt Derenbecker 30  
 Storm Warren 27  
 Garrett Green 22  
 Daron Populist 16  
 Malcolm White 7

### CAREER BLOCKS

Storm Warren 89  
 Malcolm White 34  
 Garrett Green 27  
 Aaron Dotson 19  
 Chris Bass 7  
 Eddie Ludwig 5  
 Andre Stinger 4  
 Ralston Turner 4  
 Matt Derenbecker 1  
 Jalen Courtney 1

### CAREER STEALS

Storm Warren 72  
 Chris Bass 43  
 Andre Stringer 31  
 Eddie Ludwig 30  
 Garrett Green 29  
 Aaron Dotson 25  
 Matt Derenbecker 16  
 Ralston Turner 11  
 Malcolm White 9  
 Daron Populist 1

# 2010-11 LSU Men's Basketball Roster

NO.	NAME	CL.	POS.	HT.	WT.	EXP.	HOMETOWN/LAST SCHOOL
3	Garrett Green	Jr.	F	6-11	230	2VL	Woodland Hills, Calif/Taft HS
4	Chris Bass	Jr.	G	6-1	185	2VL	Baton Rouge, La./Lee Academy (Ma.)
5	Malcolm White	Jr.	F	6-9	225	RS	Baton Rouge, La./Ole Miss
10	Andre Stringer	Fr.	G	5-9	170	HS	Jackson, Miss./Forest Hill HS
13	Eddie Ludwig	So.	F	6-9	215	1L	Metairie, La./Metairie Park Country Day
14	Jalen Courtney	Fr.	F	6-8	210	HS	Jackson, Miss./Provine HS
21	Matt Derenbecker	Fr.	G	6-7	185	HS	Metairie, La./Metairie Park Country Day
22	Ralston Turner	Fr.	G	6-6	193	HS	Muscle Shoals, Ala./Muscle Shoals HS
24	Storm Warren	Jr.	F	6-7	230	2L	Monroe, La./Richwood HS
25	Daron Populist	So.	G	5-10	170	1L	Slidell, La./Salmen HS
41**	Justin Hamilton	Jr.	C	6-11	260	TR	Alpine, Utah/Iowa State
45	Aaron Dotson	So.	G	6-4	205	1L	Seattle, Wash./Rainier Beach HS
55**	Andrew Del Piero	So.	C	7-2	286	RS	Austin, Texas/Westlake HS

\*\*redshirt in 2010-11 after transferring from Iowa State; \*\*redshirt in 2010-11

**Head Coach:** Trent Johnson (Boise State, '86), 3rd year at LSU

**Assistant Coach:** Donny Guerinoni (Nevada, '01), 3rd year at LSU

**Assistant Coach:** Lynn Nance (Washington, '65), 1st year at LSU

**Assistant Coach:** Brent Scott (Rice, '03), 3rd year at LSU

**Director of Basketball Operations:** Nick Robinson (Stanford, '05), 2nd year at LSU

**Executive Asst. to Head Coach:** Brittany Carvalhido (Oklahoma State, '05), 1st year LSU men, 3rd year at LSU

### A High School Correction

We must make note that there is a mistake in the written media guide publications on the high school of LSU's Andre Stringer ... He is actually from **Forest HILL** High School in Jackson, Miss., not Forest Park as appears in the guide ... He is one of two players from Jackson as Jalen Courtney came to LSU from Provine High.

### Transactions

Center Andrew Del Piero was redshirted prior to the beginning of the season ... Dennis Harris sprained his left ankle the week of the season opener ... Missed the first seven games, but returned against Central Michigan (12/11) ... Eddie Ludwig saw limited time in mid-December due to a cut on his head ... Dennis Harris was dismissed from the team on Jan. 7 because of violation of team rules ... Ralston Turner suffered a stress reaction in his right foot late in the Virginia game (1/2) and missed the first five league games ... Returned to play at Alabama (1/29) ... Storm Warren did not play vs. Virginia (1/2) with tendonitis in his right Achilles ... Played limited minutes in first four SEC games ... Held out of UT (1/26) and Alabama games (1/29) ... Matt Derenbecker suffered a first degree left ankle sprain late in first half, returned to play in second half vs. SC (2/2) ... Limited to just eight minutes against Miss. State (2/5) ... Started and scored 19 vs. Ole Miss (2/9) ... Jalen Courtney, right knee problem, DNP last five games ... Questionable for Alabama game.

### The Numbers Game

Here are some of the important numbers with the LSU basketball program:

**103** - This is the 103rd season of basketball at LSU.

**33-4** - LSU record in Trent Johnson era when scoring at least 70 points.

**6** -- Fewest points in a half LSU has allowed (1/8 first half at Auburn) ... Previous mark 9 vs. N. Carolina (12/4/82)

**4-26** -- Arkansas win (1/12) marked the fourth time in the Trent Johnson era and the second time this season (Central Michigan the other - 12/11) that LSU has won when scoring less than 60 points.

**7-1, 21-4** -- Record this season and Coach Johnson's tenure when LSU allows less than 60 points.

**2-2** -- LSU record in overtime in Trent Johnson era (1-1 this year, C. Carolina, 12/13, McNeese 12/16)

**5** -- Wins in the Trent Johnson era when LSU trailed both at 10 and 5 minute marks (last Central Michigan, 12/11)

**1** -- First loss (at Ole Miss, 2/9) in 10 games this season when leading at the 10 and 5 minute marks.

**1** -- One loss in Trent Johnson era when LSU scores at least 80 points (Aub, 1/20/10)

**11** -- Number of career double doubles by Storm Warren (two this season)

**2** -- Number of career double doubles this season and career for Malcolm White and Garrett Green.

**28** -- No. of LSU players with 200 career assists (**Latest -- Chris Bass, went over 200 at Arkansas -2/12**)

**10-0** -- Record when LSU shoots 50 percent or better in the Trent Johnson era (3-0 this year)

**7** -- Number of times LSU has won when outrebounded in Trent Johnson era (7-29 record)

**38-13** -- Record when LSU out rebounds opponent, but four losses this year (Nicholls, Memphis, Miss. State, Alabama).

**44-6** -- Record when LSU out shoot opponents (10-2 this season).

**8** -- Number of games starters Ralston Turner (5) and Storm Warren (3, 3 others limited minutes) missed with injuries.

**1407** -- Number of LSU wins in program history (1,400 came 11/24 vs. Centenary)

**6** -- Number of SEC titles LSU has won since 1980 (second most in SEC)

**3** - Number of SEC Championships won or shared since 2000 (2000, 2006, 2009)

**10** -- Number of SEC championships LSU has won, second most in league.

### Last Game – Alabama 67, LSU 56 (February 17 -- Baton Rouge, La.)

For the third straight home game and for the fourth time in the last five games, the Tigers continued to show improvement in some areas and were able to stay in contact with the Western Division leaders ... But 17 turnovers that lead a 30 Alabama points off turnovers and a +25 advantage in the category was just too much for LSU to overcome in the end ... LSU, down five at the half, had the margin to two with 9:26 left and four, 60-56, after a Matt Derenbecker three with 4:01 to play ... But LSU's inability to score down the stretch allowed Alabama to pull away to the final margin.

Ralston Turner hit 6-of-10 field goals in leading LSU in scoring with 17 points, while Malcolm White scored his best SEC total of 14 and Garrett Green off the bench scored 10 ... LSU shot over 40 percent for the third straight game (42.6 percent), but struggled from the line leaving plenty of points off the board, making just 13-of-23 ... Alabama shot 43.1 percent and LSU out rebounded the Tide, 35-33.

### The Scoring Stops; Trying To Find Way To Finish

LSU has been in the thick of four of the last five conference games, but the Tigers have been unable to put the points on the board in the closing minutes when needed:

**South Carolina – 2/2** – Down 13 with 7:23 to play, scores next nine to cut the game to four, 57-53, with 4:14 left ... Only able to add three free throws in 64-56 loss.

**Miss. State – 2/5** – Up 57-54 with 3:23 to play on the second of back-to-back Andre Stringer treys, Tigers do not score again, lose 58-57.

**At Ole Miss – 2/9** – Three by Ralston Turner tied game at 60-60 with 3:03 to play, Tigers do not score again, lose 66-60

**Alabama – 2/17** – Battling the Western Division leaders down the stretch, Matt Derenbecker's trey with 4:01 to play makes Alabama lead just four, 60-56, with 4:01 to play ... Tigers do not score again, lose, 67-56.

### What Won For LSU

There was a similar look in the last three LSU victories against Southern (12/27), Auburn (1/8) and Arkansas (1/12):

**Southern – 4-of-26 FG (15.4%), 1-of-5 3FG (20%), out rebounded by 4 ... LSU leads, 28-12**  
**Auburn – 2-of-24 FG (8.3%), 1-of-8 3FG (12.5%), out rebounded by 12 ... LSU Leads, 32-6**  
**Arkansas – 5-of-27 FG (18.5%), 1-of-9 3FG (11.1%), out rebounded by 16 ... LSU leads, 31-17**

The three teams were a combined 11-of-77 (14.3%) from the field, 3-of-22 from three-point range and were out rebounded a combined 32 boards in the three games.

LSU's first half against Auburn (1/8), a combination of LSU defense and a bunch of Auburn missed shots that led to LSU's 32-6 advantage that sent researchers scrambling for the record books for fewest points in a first half in the shot clock era:

1. 5 – by California, vs. Notre Dame (21), 11-26-10
2. 6 – by Auburn, vs. LSU (32), 1-8-11
2. 6 – by Northwestern, vs. Illinois (30)

Savannah State scored just four points in the second half on Jan. 7, 2008 against Kansas State for the fewest points allowed in any half.

The LSU school record actually came in the pre-shot clock era of nine points scored by North Carolina on Dec. 4, 1982 ... In the shot clock era, the fewest points is the 10 Nicholls scored in the second half on Dec. 30, 2001 ... In an SEC game, the previous low LSU has surrendered is 14 by Alabama in the first half on Jan. 20, 1988.

### Points A Plus For LSU

While in the grand scheme it didn't matter to the win or loss at Arkansas (2/12), LSU did show an ability to come out and play and score in the second half against the Razorbacks, scoring 39 points, one less than Arkansas ... The 39 points is significant because it marked the first and only time LSU scored more than 30 points in a second half since the Dec. 29 game at Rice ... The most previous LSU had scored in SEC play in the second half was 30 at Auburn in the conference opener.

### The Band Is Back Together

The Tigers lineup is beginning to look familiar, especially after the last two games when all three players who missed SEC time because of injuries were in double figures:

## CAREER DOUBLE-DOUBLES

### STORM WARREN (11)

Game	Date	Pts	Reb
Alcorn State	11/20/08	11	11
ULM	11/13/09	15	12
Indiana State	11/16/09	14	12
Western Ky.	11/17/09	20	11
UL-Laf.	12/1/09	18	16
N'wesern st.	12/12/09	21	16
SE Louisiana	12/14/09	14	12
Nicholls	12/17/09	13	11
Auburn	1/20/10	17	11
UT-Martin	11/18/10	12	11
Houston	11/30/10	12	11

### MALCOLM WHITE (2)

Game	Date	Pts	Reb
UT-Martin	11/18/10	12	15
Southern	12/27/10	16	11

### GARRETT GREEN (1)

Game	Date	Pts	Reb
Wichita St	12/18/10	15	13
Arkansas	1/12/11	10	10

### LSU Scoring Runs

5-0	28
6-0	22
7-0	11
8-0	5
9-0	6
10-0	5
11-0	2 (UTM, C. Mich)
12-0	
13-0	
14-0	1 (Centenary)
15-0	2 (Auburn, Auburn)

### Opp. Scoring Runs

5-0	33
6-0	19
7-0	18
8-0	9
9-0	7
10-0	1
11-0	5 (C. Mich, Aub, Miss, Ala, Ark)
12-0	1 (Ole Miss)
13-0	1 (Rice)
14-0	1 (C. Carolina)
18-0	1 (Auburn)

## COMPARING THE STATISTICS

Overall	LSU	UF
Scoring Average	62.4	71.0
Opp. Scoring Average	65.2	61.7
Scoring Margin	-2.8	+9.2
FG Percentage	40.1	45.8
Opp. FG Percentage	40.5	41.6
3 PT FG Pct.	31.9	34.1
Opp. 3 PT FG Pct.	32.7	32.7
3FGs per Game	5.6	5.9
FT Percentage	66.0	66.1
Opp. FT Percentage	70.6	64.8
FT Made Per Game	14.0	13.4
Rebound Avg.	35.5	38.2
Opp. Rebound Avg.	36.0	31.7
Rebound Margin	-0.5	+6.5
Assists Average	11.4	13.9
Turnover Average	14.8	12.9
Blocks Average	3.8	3.9
Steals Average	6.0	6.2
--		
<b>SEC Games Only</b>	<b>LSU</b>	<b>UF</b>
Scoring Average	54.7	71.8
Opp. Scoring Average	68.0	64.7
Scoring Margin	-13.3	+7.1
FG Percentage	37.6	44.8
Opp. FG Percentage	42.1	42.6
3 PT FG Pct.	25.1	35.2
Opp. 3 PT FG Pct.	36.9	34.5
3FGs per Game	4.5	6.4
FT Percentage	63.4	66.4
Opp. FT Percentage	75.1	66.7
FT Made Per Game	11.2	13.5
Rebound Avg.	33.5	37.7
Opp. Rebound Avg.	36.9	33.8
Rebound Margin	-3.4	+3.9
Assists Average	10.3	13.4
Turnover Average	15.5	11.1
Blocks Average	3.5	3.6
Steals Average	5.2	5.8

**Storm Warren** – tendonitis in right Achilles, discovered before Jan. 2 UVA game, missed three game off and on in January, returned to starting lineup against Ole Miss (2/9), scored 10 points on 5-of-10 shooting, blocking two shots ... 6 points, 5 rebs., 2 blks at Arkansas (2/12) ... eight boards and block in 10 minutes with foul trouble vs. Alabama (2/17).

**Ralston Turner** – missed first five SEC games with stress reaction in right foot suffered in UVA game (Jan. 2), hit 6-of-10 field goals, including three treys with three assists in 37 minutes, posting 16 points ... 10 points, 3 assists at Arkansas (2/12) ... Made it three straight double figure games with a team high 17 on 6-of-10 shooting with two treys against Alabama (2/17).

**Matt Derenbecker** – played just eight minutes hobbled by sprained ankle against Mississippi State (2/5), but starts at Ole Miss and hits 5-of-7 treys in a 19-point, 37-minute performance. Became second player this season to his five treys for LSU ... Team high 13 at Arkansas (2/12) ... Struggled against Alabama (2/17), scoring just three points on just four shots with two assists, three boards.

### O'Bryant To Play In McDonald's Game, March 30; Also Now in Jordan Game, April 16

LSU men's basketball signee Johnny O'Bryant of East Side HS in Cleveland, Miss., was named to the East squad for the 2011 McDonald's All-American game, set for March 30 at the United Center in Chicago ... O'Bryant, 6-10 and 260, signed with LSU and Coach Trent Johnson during the fall 2010 signing period and will join the Tigers for the 2011-12 basketball season ... The announcement was made on ESPNU on Thursday afternoon. O'Bryant is ranked 30th on the ESPNU 150 and the seventh-ranked power forward. He is averaging 19.2 points per game, 14.7 rebounds per game and 6.2 blocks per contest for East Side.

Of O'Bryant, Paul Biancardi of ESPNU Recruiting said: "O'Bryant is a true post player whose powerful body and strength allow him to carve out position in the paint. He also has strong hands to rebound and soft hands to score inside." David Telep, ESPN.com's senior basketball recruiting analyst said: He'll be remembered for his size and overall athletic ability. On dozens of occasions at major national events, O'Bryant would complete a spin move or knock down a jumper. The move would defy his size but demonstrate his physical gifts.

Wednesday, O'Bryant was named to the rosters for the 2011 Jordan Brand Classic, scheduled for April 16 in Charlotte, N.C. That game will be televised by ESPN2.

### About Florida, The Series

Florida, the Eastern Division leader with a two-game advantage going into weekend play, was able to score a 61-60 win over Tennessee at the O'Connell Center in the team's last game on Saturday, Feb. 12 ... Florida was down, 35-29, at the half and rallied back to win the game ... Erving Walker had 16 points for the Gators, with Vernon Macklin and Kenny Boynton getting 12 each and Alex Tyus 10 points and 11 boards ... The Gators shot 47.6 percent for the game (20-42) and 5-13 from the arc, out rebounding the Vols, 30-25.

LSU leads the overall series with the Gators, 60-38, and 34-11 in Baton Rouge ... LSU has won the last three meetings at home ... Florida won a year ago in Gainesville, 72-58, snapping a three-game LSU win streak ... The Tigers have won six-of-the-last-nine ... When LSU won, 65-61, in the Louisiana Superdome in the SEC quarterfinals, that snapped a six-game Florida win streak and a span of games from 1999-2003 in which LSU won just three-of-11 games.

Billy Donovan is in his 15th year as the head coach of the Florida Gators, having won the 2007 and 2008 NCAA Championships.

### Season 40 At PMAC

It was the 1971-72 season that the first game was played in the then LSU Assembly Center, although the Tigers had to open on the road for the first five games before returning home to open the building on Jan. 3, 1972 against Vanderbilt, an 80-73 loss. The Tigers got their first win in the building on Jan. 6, 1972 against Georgetown, 90-71.

LSU is 461-161 all-time in the building and 214-125 in SEC home games in the PMAC ... Trent Johnson is 10-11 in his career in SEC home games ... LSU is 8-7 overall home, 1-4 in league play.

### On The Road

The win by the Tigers at South Alabama on Nov. 28 marked the first win on an opponent's home court since the Tigers beat Kentucky on Feb. 28, 2009 ... Between home and neutral courts a year ago, LSU was 0-13, compared to the championship year of 2009 when LSU was 8-6, including 6-3 in SEC play ... LSU's win at Auburn (1/8) was its second road win of the year ... In program history, LSU is 402-576 on opponent's home courts ... Trent Johnson is 8-19 in true road games and 10-29 in all games away from the Maravich Center ... LSU is 2-6 in road games this year, 2-8 in all games away from the PMAC.

## LSU Second In SEC Titles Over Last 30 Years

LSU has won 10 Southeastern Conference titles in its first 102 seasons and six of those have come since the 1980-81 season, which is second only to the 12 that Kentucky has won during that time period. Florida is third with four. Tennessee (3), Mississippi State (2), Alabama (2) and Arkansas (2) are the only ones with multiple conference regular season titles in that time period.

## Shooting The Ball

LSU has now shot over 40 percent in SEC play for the last three games – At Ole Miss (2/9) when LSU was 23-of-51 from the field for 45.1 percent ... It was the first time the Tigers shot 40 percent or better from the field since the opening conference game against Auburn when LSU posted a 42.9 percent total ... Against Arkansas (2/12), the Tigers shot 43.1 percent with almost the exact same shooting number (22-of-51) ... Thursday against Alabama (2/17), the Tigers were 13-of-23 for 42.6 percent ... Those are the only four times LSU has shot 40 percent or better since the Dec. 16 game with McNeese State ... For the season, LSU is shooting 40.1 percent and 37.6 percent in the league games. LSU is 11th in overall field goal percentage in the SEC and sixth in field goal percentage defense (40.5%).

Three times this season, LSU has been able to shoot at least 50 percent from the field (against Northwestern State, 11/12; at South Alabama, 11/28; and, Houston, 11/30) ... The Tigers are 3-0 this year and 10-0 since Trent Johnson's LSU tenure began when the team shoots 50 percent or better.

The Northwestern State game (24-of-40, 60 percent) marked the first time LSU shot 60 percent from the field since shooting 63.6 percent against Grambling State on Dec. 13, 2008.

## The Arc

With its three treys in the Arkansas game (2/12), LSU surpassed the 141 treys it made a year ago which was the lowest total of three-point makes since 1988 ... LSU is now this year at 146-of-458 and on a pace to be around 170 by year's end ... Last year, LSU made 4.5 threes a game, compared to 5.6 a game this year ... LSU posted the majority of its numbers in the non-conference schedule as its league total is only 49-of-195 or 25.1 percent in league games ...

Andre Stringer is the team leader in threes at 48, with Ralston Turner making 41 and Matt Derenbecker 30 ... The three freshmen have combined to make 81.5 percent of LSU's three-pointers (119-of-146).

The South Alabama game, with LSU making 70.6 percent, marked the first time LSU had hit 70 percent in a game since Jan. 7, 1989 when LSU was 7-of-9 from the three-point line against Auburn (77.8 percent) ... Twice this season at South Alabama and at Rice, LSU has made 12 treys.

## The Free Throws

LSU's season percentage is now at 66.0 percent (365-553) for the season ... LSU averaged 70 percent from the stripe in the first eight games of the season, but in the SEC games is 123-of-194 (63.4 percent), which is up from 55.9 percent prior to the first Ole Miss game (1/22) ... The Tigers were just 13-of-23 against Alabama Thursday and even some of LSU's best free throw tossers missed with Eddie Ludwig 0-of-2 and Aaron Dotson 2-of-5.

Eddie Ludwig still leads the team at 76.4 percent (42-55), with Andre Stringer at 76.3 percent (90-118), Matt Derenbecker 73.1 percent (19-26) and Aaron Dotson at 71.6 percent (63-of-88).

## Player Efficiency Quota

Like the quarterback ratings in the NFL, the NBA uses an efficiency scale to determine its top players ... It's the plus or minus number coaches look at when determining the success of a player's game night ... The quotient is based on a plus-minus + total of: (Points + Rebounds + Assists + Steals + Blocks) minus ((Field Goal Attempts – Field Goals Made) + (Free Throw Attempts – Free Throws Made) + Turnovers) ... Here is what the crack research staff at LSU came up with when applying the formula to some of the LSU players and their season efficiency quota average coming into Wednesday's game:

**Storm Warren - +9.4, down 0.1**

**Andre Stringer - + 8.5, down 0.3**

**Malcolm White -- +9.0, plus 0.1**

**Ralston Turner -- +7.7, plus 0.1**

**Garrett Green -- +7.6, plus 0.4 (plus 16 efficiency in the Alabama game, 2/17)**

**Aaron Dotson -- +6.2, down 0.3**

**Matt Derenbecker -- +5.7, down 0.1**

**Eddie Ludwig -- +5.3, down 0.3**

**Chris Bass -- +3.4, unchanged**

The figure also comes into played in individual game totals and here are some of the best this year -- +25, Aaron Dotson vs. Memphis (11/21); +24, Storm Warren vs. Houston (11/3); +22, Andre Stringer, South Alabama (11/28); +22, Garrett Green, Wichita State (12/18); +22 Malcolm

## TIGER TRENDS

LSU RECORD...	10-11	COACH J.ERA
In November	5-2	13-4
In December	3-4	14-7
In January	2-5	9-16
In February	0-5	9-12
In March		3-5
In April		
<b>LSU vs. AP Ranked Opponents</b>		
At home		0-4
On the road	0-1	0-2
Neutral	0-1	1-3
<b>LSU's Record in Games...</b>		
Decided by 5 pts or less	2-2	11-7
Decided by 10 pts or less	4-8	19-22
Decided by 11 pts or more	6-8	29-22
At night	9-11	36-26
During the day	1-5	12-18
Decided in Overtime	1-1	2-2
Televised	7-14	26-40
<b>LSU's Record When Scoring...</b>		
Less than 60 points	2-10	4-28
60-69 points	2-6	11-12
70-79 points	4-0	17-3
80-89 points	2-0	12-1
90-99 points		4-0
100 or more points		
<b>LSU's Record When Allowing...</b>		
Less than 60 points	7-1	21-4
60-69 points	2-5	19-13
70-79 points	1-8	7-23
80-89 points	0-2	0-9
90-99 points		1-1
100 or more points		
<b>LSU's Record When...</b>		
Leading at the half	10-4	38-12
Losing at the half	0-12	7-33
Tied at the half		3-2
Lead 10 minutes left	9-1	41-4
Losing 10 minutes left	1-15	5-39
Tied 10 minutes left		2-1
Lead 5 minutes left	9-1	42-2
Losing 5 minutes left	1-14	5-41
Tied 5 minutes left	0-1	1-1
<b>LSU's Record When Shooting...</b>		
50% or higher	3-0	10-0
Less than 50%	7-16	38-44
Better than opponent	10-2	44-6
Worse than opponent	0-14	4-38
Even Shooting		
More 3PT FGs than opp.	3-6	19-10
<b>LSU's Record When...</b>		
Outrebounding opp.	9-4	39-13
Outrebounded by opp.	1-12	7-30
Equal rebounds		2-1
<b>LSU's Record When Committing...</b>		
Fewer TO than opp.	3-5	26-16
More TO than opp.	7-9	18-23
Equal TO	0-2	4-5
15 or fewer TO	6-9	32-32

## TRENT JOHNSON ERA INDIVIDUAL SUPERLATIVES

### Points

1. 41 Tasmin Mitchell - at Miss. St. (2-11-09)
2. 38 Tasmin Mitchell - vs. Aub. (1-20-10)
3. 33 Marcus Thornton - vs. SE La (1-3-09)
4. 32 Marcus Thornton - vs. Fla. (2-24-09)
5. 31 Marcus Thornton - vs. Miss. St. (1-21-09)
6. 30 Marcus Thornton - 3 times
6. 30 Tasmin Mitchell - vs. SC (1-14-09)

### FG Made

1. 15 Tasmin Mitchell - vs. Aub (1-20-10)
2. 12 Tasmin Mitchell - at Miss. St. (2-11-09)
2. 12 Tasmin Mitchell - at Georgia (2-4-09)
4. 11 Tasmin Mitchell - vs. Nicholls (12-17-09)
4. 11 Marcus Thornton - 3 times

### 3FG Made

1. 6 Marcus Thornton - vs. Florida (2/24/09)
- 2. 5 Matt Derenbecker - at Ole Miss (2/9/11)**
- 2. 5 Ralston Turner - vs. Wichita (12/18/10)**
2. 5 Marcus Thornton - twice
2. 5 Bo Spencer - twice
- 8. 4 Andre Stringer - five times**
- 8. 4 Aaron Dotson - at S. Alabama (11/28/10)**
- 8. 4 Ralston Turner - at Rice (12/29/10)**
8. 4 15 other times

### FT Made

1. 15 - Tasmin Mitchell - vs. Miss. St (2-11-09)
2. 12 - Marcus Thornton - Auburn (2-21-09)
- 3. 11 - Andre Stringer - vs. Houston (11/30/11)**
3. 11 - Tasmin Mitchell - NW State (12-12-09)
5. 10 - Marcus Thornton - Florida (2-24-09)
5. 10 - Tasmin Mitchell twice

### Rebounds

1. 18 Tasmin Mitchell - vs. SE La. (12-14-09)
2. 17 Tasmin Mitchell - vs. Tennessee (2-4-10)
- 3. 16 Storm Warren - vs. NW State (12/12/09)**
- 3. 16 Storm Warren - vs. UL-Laf (12-1-09)**
- 5. 15 Malcolm White - vs. UT-Martin (11/18/10)**
5. 15 Tasmin Mitchell - Cal St Full (12/2/08)

### Assists

1. 9 Garrett Temple - vs. Ole Miss (2/14/09)
1. 9 Garrett Temple - vs. Ole Miss (1/17/09)
- 3. 8 Chris Bass -- at Rice (12/29/10)**
- 4. 7 Andre Stringer -- vs. Arkansas (11/12/11)**
4. 7 Garrett Temple - vs. Cal St Full (12/2/08)
5. 6 Bo Spencer - vs. Florida (2/24/09)
5. 6 Garrett Temple - 4 times
5. 6 Chris Bass - 4 times

### Blocks

1. 7 Chris Johnson - vs. Arkansas (1/31/09)
- 2. 6 Malcolm White -- at Alabama (1/29/11)**
2. 6 Chris Johnson - twice
5. 5 Chris Johnson - Nicholls State (12/17/08)

### Steals

1. 7 Marcus Thornton - vs. Arkansas (2/18/09)
2. 6 Tasmin Mitchell - vs. UL-Laf (12/31/08)
2. 6 Garrett Temple - twice
5. 5 Tasmin Mitchell - vs. Kentucky (2/28/09)
5. 5 Garrett Temple - vs. Xavier (1/24/09)
5. 5 Bo Spencer - vs. S. Carolina (1/14/09)
5. 5 Storm Warren - vs. Arkansas (2/24/10)
5. 5 Chris Bass - NW State (11/12/10)

White, Southern (12/27) ... Garrett Green in the Auburn game (1/8) with his 18 points, five rebounds, an assist, a block and a steal, finished at +21 ... Matt Derenbecker was +19 in the contest.

### Aaron Dotson

A knee injury at Rainier Beach HS caused him to miss most of his senior season after signing with LSU and it shook his confidence as a college freshman ... Against Northwestern State (11/12), Dotson hit 5-of-5 field goals (one of only two players in the SEC to be perfect from the field on opening night) and scored 17 points in 27 minutes of play ... Against UT-Martin, Dotson hit 4-of-8 field goal attempts and 5-of-6 at the line to get 13 points and six rebounds in 19 minutes ... Against Memphis (11/21), Dotson scored 12 points and had one of the rare four-point plays with a long three-pointer and a free throw ... Dotson has been in double figures twice in SEC play at Kentucky (1/15) and vs. Mississippi State (2/5) with 10 points each ... He is averaging 6.6 points per game, compared to his freshman average of 3.2 points a season ago ... Dotson has doubled his three-pointers this season (7 to 15) and upped his three-point percentage from 15.2 percent a year ago to 34.9 percent.

### Chris Bass Turning Assist Numbers

The junior, whose brother Brandon, was 2005 SEC Player of the Year and plays now for the NBA Orlando Magic, last year was one of the tops in the SEC in assist-to-turnover ratio with 97 assists and just 38 turnovers ... Only in three games this year has he not had an equal or positive assist-to-turnover ratio and had the best game of his career at Rice (12/29) when he had eight assists and just one turnover in 24 minutes of play ... For Bass, it marked the first eight assist game for an LSU player since Garrett Temple had nine in 2009.

Bass now has 64 assists and 38 turnovers for the season ... In his career, Bass has hit the 200 assist mark (204) and 90 turnovers (career 2.3 assist-to-turnover ratio) ... Now that he is at 200 assists, he is the 28th player in LSU basketball history to record 200 career assists.

### Andre Stringer

The freshman from Jackson had a unique streak of being the Tigers top scorer in each of the first six games and double figures for the first seven ... He is second on the team in scoring at 11.8 points per game ... He had his third best scoring game of the season of 19 against South Carolina (2/2) and followed it up with a 15-point effort against Mississippi State (2/5) ... He has made four treys in a game five times and has 48 for the season (48-of-156), 30.8 percent ... Stringer has been compared to Darrel Mitchell, the point guard who could also shoot the three in 2006 when LSU went to the NCAA Final Four ... Against Arkansas (1/12), Stringer had seven assists and just two turnovers ... Stringer looks to find his shooting touch again after going just 2-16 in the last three games from the field and 0-9 at the three-point arc.

### Ralston Turner

Turner's delayed SEC start has been a work in progress as he gets his rhythm and conditioning back after missing the first five league games with a stress reaction in his right foot suffered in the Jan. 2 UVA game ... But in the last three games, some of Turner's scoring ability has returned:

**At Ole Miss (2/9) - 16 points, 3 treys, 37 minutes**

**At Arkansas (2/12) - 10 points, 3 assists, 31 minutes**

**Vs. Alabama (2/17) - 17 pts, 2 treys, 1 assist, 35 minutes**

Over the three games Turner is 16-of-31 from the field, 6-of-15 from the arc with 43 points, 9 rebounds and seven assists.

The freshman had the best game by any LSU player this season against McNeese State (12/16), scoring 23 points ... But what he did against Wichita (12/18) may have been even more impressive as he scored all 21 points in the second half to lead LSU to a rally from 17 down in the first half to take the lead ... He became the first player this season to post back-to-back 20-plus point games and he had five treys in the game, tied for the second most by a player in the Trent Johnson era at LSU ... He is the leader on the team in overall scoring average at 12.4 points per game and the last three games has brought his SEC average for his six league games to 9.3 a contest ... He also became the first Tiger in almost a year to play more than 40 minutes, playing 41 in the overtime contest with McNeese ... Turner started the first 15 games for LSU, and all 21 he has played in.

### Freshman Scoring

Turner and Stringer are leading the freshman scoring group for the team that has accounted for over 47 percent of the scoring and 39 of LSU's 65 double figure scoring games this season (Stringer 16, Turner 14, Matt Derenbecker 9) ... Also LSU is one of three teams in the league with a freshman as leading scorer and one of two teams with multiple freshman on the top of the scor-



ing chart for the team ... LSU has Turner and Stringer, while Kentucky has three freshmen (Jones, Knight and Lamb) ... South Carolina has freshman Bruce Ellington leading the Gamecocks in scoring ... Alabama's Trevor Releford is third in scoring for the Tide and Tobias Harris of UT is second in scoring.

Turner is sixth and Stringer seventh in league freshman scoring.

### Tigers Very Young, According to Pomeroy

This team with no seniors is one of the youngest in Division I basketball this year, ranked 327th youngest of 345 teams, according to the latest rankings of Ken Pomeroy at kenpom.com ... In fact, LSU is ranked youngest in the SEC. just ahead of South Carolina at 324.

### Storm Warren

The veteran member returned to the starting lineup for the first time since the Dec. 27 Southern game at Ole Miss (2/9), scoring 10 points with two blocks in 20 minutes ... He had played in 48 consecutive games dating back to the end of the 2009 regular season until missing the game at Virginia (1/2) ... He had his second double double of the season at home against Houston (11/30) with 12 points and 11 rebounds ... Warren had his fourth double figure game against North Texas, hitting 5-of-11 shots for 10 points ... He now has 11 career double doubles ... The other came against UT-Martin (11/18) when he also had 12 points and 11 rebounds ... He had one of his double doubles as a freshman, eight last season and now two as a junior ... He was two off his career high in boards when he pulled down 14 against Nicholls State (11/16) ... He is averaging a team co-best 5.7 rebounds a game this season and 6.0 points per game.

### Malcolm White

White became the 38th player in LSU history to grab at least 15 rebounds in a game, hitting that number against UTM (11/18) in recording his first collegiate double double ... White, who played at Ole Miss for two seasons, before transferring and sitting out last year under NCAA transfer rules, had 12 points, 15 rebounds and three blocks in 31 minutes ... White came off the bench for the first time at LSU against Southern (12/27) with 15 points and 11 rebounds ... He is averaging 8.5 points (third on the team) and 5.5 rebounds a game with his fourth double figure rebound game at Ole Miss (2/9) with 11 ... At Alabama (1/29), he recorded six blocks, the most since Chris Johnson blocked six in January 2009 and in the rematch against Alabama (2/17) had his best SEC scoring game with 14 points on 6-of-13 shooting ... He has had 12 double figure scoring games this year.

### Garrett Green

Green is probably the healthiest he has been at LSU fighting back problems all through his career ... Twice after scoring eight points off the bench against Memphis (11/21) and Centenary (11/24), he came back and just missed his first double digit scoring game with nine points in 20 minutes against Coastal Carolina (12/13) ... But starting with the Wichita (12/18) game, things have come up good for Green as he recorded career highs in minutes, points and rebounds to record his first double double with 15 points and 13 rebounds ... The consistency Coach Johnson wanted to see may have shown through as he now, after recording his second double double against Arkansas (1/12) with 10 points and 10 rebounds, the junior missed out on a third double double with 12-points, nine rebound s versus South Carolina (2/2) ... Green is now averaging 6.7 points for the season and 5.3 rebounds after scoring 10 points with seven boards, two assists and no turnovers in 28 minutes against Alabama.

Comparing seasons, Green played 320 minutes in 30 games last year and already has 489 minutes this season in 26 games ... Green was 8-of-27 from the line last year, this year 28-of-61 ... From the field he shot 33.8 percent last year, 44.1 percent this year ... He has doubled his rebound average from 2.5 to 5.3 and after scoring 108 points in his first two seasons combined, Green has posted 175 points this year.

### Matt Derenbecker

The freshman all-state player from Metairie Park Country Day stepped into the starting lineup for LSU at Auburn (1/8) and in his first college start, played 39 minutes, hitting 6-of-12 field goals, including three treys to finish with 15 points and 8 rebounds ... He followed that up in the Arkansas game (1/12) with another double figure start with 12 points and eight boards in 38 minutes ... He has had double figure scoring in eight of the last 13 games after his team-high 13 point game at Arkansas (2/12) ... That followed his 19-point game of at Ole Miss (2/9) that included a co-team season high five treys ... Derenbecker is averaging 6.8 points per game ... In the league, he is averaging a team best 9.6 points per contest. .

### Eddie Ludwig

Ludwig is the team's best free throw shooter, averaging 76.4 percent with only 13 misses in 55 tries ... He is averaging 3.8 points per game and 3.2 rebounds a contest ... In league play, Ludwig is averaging 4.8 points per game.

## SCORING BREAKDOWN

CLASS	PTS	PCT.			
Freshmen	767	47.2			
Sophomores	278	17.1			
Juniors	578	35.6			
SCORING	PTS	PCT.			
Starters	1186	73.1			
Bench	437	26.9			
POINTS IN PAINT	PTS	APG			
LSU	572	22.0			
Opponents	689	26.5			
POINTS OFF TO	PTS	APG			
LSU	310	11.9			
Opponents	413	15.9			
SECOND CHANCE POINTS	PTS	APG			
LSU	270	10.4			
Opponents	258	9.9			
BENCH SCORING	PTS	APG			
LSU	437	16.8			
Opponents	494	19.0			
FT% LAST 5 MINUTES (SEC Games)		PCT			
LSU (25-44, 56.8%)	94-142	66.2			
Opponents (36-43, 83.7%)	115-152	75.7			
FG% LAST 5 MINUTES (SEC Games)		PCT			
LSU (23-63, 36.5%)	77-175	44.0			
Opponents (29-76, 38.2%)	80-185	43.2			
3FG% LAST 5 MINUTES (SEC Games)		PCT			
LSU (7-22, 31.8%)	22-70	31.4			
Opponents (5-24, 20.8%)	20-65	30.8			
W-L RECORDS OF STARTING LINEUPS (G, G, F, F, F or G,G,G,F,F)					
1-1 -- Bass, Turner, Dotson, White, Warren					
6-4 -- Stringer, Turner, Dotson, White, Warren					
1-0 -- Stringer, Turner Dotson, Green, Warren					
2-1 -- Stringer Derenbecker, Dotson, White, Ludwig					
0-2 -- Stringer, Turner, Dotson, White, Green					
0-2 -- Stringer, Turner, Dotson, White, Ludwig					
0-1 -- Stringer, Derenbecker, Dotson, White, Green					
0-1 -- Stringer, Derenbecker, Turner, White, Ludwig					
0-1 -- Stringer, Derenbecker, Turner, White, Green					
0-3 -- Stringer, Derenbecker, Turner, White, Warren					
<b>LEADING SCORERS --</b> Stringer 11, Derenbecker 5, White 4 Turner 5, Green 3,					
<b>LEADING REBOUNDERS --</b> Green 7, Warren 8, White 5, Turner 2, Ludwig 3, Derenbecker 2					
<b>LEADING ASSISTS --</b> Stringer 14, Bass 11, Dotson 7, Ludwig 3, Turner 2, Derenbecker 1, Green 1					
<b>TOTAL DUNKS --</b> White 19, Green 10, Warren 8, Dotson 3, Turner 3, Courtney 1, Bass 1.					
<b>DOUBLE FIGURE SCORING GAMES --</b> Stringer 16, Turner 14, White 12, Green 8, Derenebecker 9, Dotson 6, Warren 5, Ludwig 1.					
<b>DOUBLE DOUBLE --</b> Warren 2, White 2, Green 2					
<b>PLAYERS SCORING IN DOUBLE FIGURES BY GAME</b>					
0	1	2	3	4	5 or more
	1	11	10	3	1

## STREAKING...

### Consecutive Games in Double Figures...

Ralston Turner 3  
Malcolm White 2

### Consecutive Games Without Fouling Out...

Chris Bass 39  
Daron Populist 31  
Matt Derenbecker 26  
Jalen Courtney 16  
Aaron Dotson 12  
Andre Stringer 12  
Eddie Ludwig 12  
Malcolm White 5  
Ralston Turner 4  
Garrett Green 3  
Storm Warren 2

### Consecutive Gms. 3PT FG

Ralston Turner 4  
Matt Derenbecker 3

### Consecutive Games Scored in

Andre Stringer 26  
Ralston Turner 21  
Malcolm White 8  
Storm Warren 4  
Matt Derenbecker 3  
Daron Populist 2  
Aaron Dotson 2  
Garrett Green 2  
Chris Bass 1

### Consecutive Games Started

Andre Stringer 24  
Malcolm White 13  
Ralston Turner 6  
Storm Warren 3  
Matt Derenbecker 3

---

## Seven Former Tigers Playing In NBA This Season

The number of former Tigers has grown from six to eight when in late January both Chris Johnson (Portland) and Garrett Temple (Milwaukee) signed 10-day contracts in the league ... Johnson has since returned to the D-League, while Temple has signed a second 10-day contract ... Here is the present list:

**Brandon Bass, Orlando Magic - 2nd season with Orlando, sixth in NBA**

**Glen Davis, Boston Celtics - 4th season with Boston**

**Shaquille O'Neal, Boston Celtics - 1st season with Boston, 19th in the NBA**

**Anthony Randolph, New York Knicks - 1st season with Knicks, 3rd in the NBA**

**Garrett Temple, Milwaukee Bucks - 1st season with Milwaukee, 2nd in the NBA**

**Tyrus Thomas, Charlotte Bobcats - 1st full season with Charlotte, fifth in NBA**

**Marcus Thornton, New Orleans Hornets - 2nd season with Hornets**

The NBA D-League features former LSU point guard Randy Livingston in his first season as the head coach of the Idaho Stampede. Rookie Tasmin Mitchell is playing for the Erie Bayhawks, while Darnell Lazare is on the roster of the Maine Red Claws. Lazare was a member of the 2006 Final Four team. Chris Johnson is back on the roster for the Dakota Wizard and Temple, who started the season with the Spurs, was playing with Mitchell at Erie ... Ronald Dupree, who had a short stint with Toronto earlier in the season, has joined the Utah Flash.

## LSU Adds Two Important Signees During Early Signing Period; One Redshirt Waits To Play

Coach Trent Johnson signed two players in the early signing period and has one redshirt waiting to join the team for the 2011-12 men's basketball campaign.

The players are John Isaac, a 6-4, 215-pound guard from New Llano, La., who attends Pickering High School; and, Johnny O'Bryant, a 6-9, 245-pound power forward from Cleveland, Miss., and East Side HS.

"It is a good day for Tiger basketball," said Coach Johnson. "Obviously, these are two quality young men who happen to be very, very good basketball players. They fit into the direction in which our program is headed, and that means playing elite level college basketball."

Isaac missed all of last season with a torn left ACL, but as a sophomore he averaged a double double with 18.5 points and 11.5 rebounds. He shot 59 percent from the field and averaged 8.6 assists and 1.8 steals. He was First-Team All-District that year in his fourth season of varsity competition for Pickering. He has been a starter on the Pickering varsity since the seventh grade.

O'Bryant is the nation's No. 6 ranked power forward by ESPNU (21st overall in the country) and the No. 8 power forward and nation's 38th player overall according to Rivals.com.

He averaged 15 points and 7.2 rebounds last season as a junior as East reached the Class 3A semifinals. Two years ago, O'Bryant was a member of the USA Basketball U16 team that captured gold in Mendoza, Argentina at the FIBA Americas Championship and followed that up with another gold medal in Hamburg, Germany with the U17 national team.

Also, it should be remembered that also waiting to play for LSU in the 2011-12 season is 6-11 center Justin Hamilton, a transfer after playing for two years at Iowa State ... He is practicing with the team this year.

## Next Up - Tigers Are On The Road Wednesday At State

LSU travels to Starkville on Wednesday night for an 8 p.m. game at Mississippi State ... The game will be televised by CSS/ESPN3 and seen in much of Louisiana on tape delay following the New Orleans Hornets game at 10 p.m.



# Garrett Green

Forward \* 6-11 \* 230 \* Junior \* 2L \* Woodland Hills, Calif. (Taft HS)

# 3

### Top Performances

**Points**

Season:	18, at Auburn, 1/8/11
Career:	18, at Auburn, 1/8/11

**Rebounds**

Season:	13, vs. Wichita St., 12/18/10
Career:	13, vs. Wichita St., 12/18/10

**Field Goals Made**

Season:	9, at Auburn, 1/8/11
Career:	9, at Auburn, 1/8/11

**3 PT FG Made**

Season:	2, at Kentucky, 1/15/11
Career:	2, at Kentucky, 1/15/11

**Free Throws Made**

Season:	8, twice
Career:	8, twice

**Assists**

Season:	1, six times
Career:	3, at Florida, 1/16/10

**Blocks**

Season:	2, twice
Career:	2, four times

**Steals**

Season:	3, vs. Centenary, 11/24/10
Career:	3, twice

**Minutes Played**

Season:	34, vs. Arkansas, 1/12/11
Career:	34, vs. Arkansas, 1/12/11

### Top Career Scoring Games

- 18 -- at Auburn, 1/8/11
- 15 -- vs. Wichita State, 12/18/10
- 13 -- at Kentucky, 1/15/11
- 12 -- vs. South Carolina, 2/2/11
- 12 -- at Virginia, 1/2/11
- 10 -- vs. Alabama, 2/17/11
- 10 -- vs. Arkansas, 1/12/11
- 10 -- vs. North Texas, 12/22/10
- 9 -- vs. Coastal Carolina, 12/13/10
- 8 -- three times

### 2008 SEC Freshman Academic Honor Roll

#### Junior Season (2010-11)

Had a career high of eight against Memphis (11/21) ... Equaled career high in points and set career high in rebounds against Centenary (11/24) ... Career high of nine points on 4-of-6 shooting and two blocks against Coastal Carolina (12/13) ... Had first career double-double and high marks in points, rebounds, minutes played against Wichita (12/18) ... Made it back-to-back double figure games against North Texas (12/22) ... Made his first start of the season vs. Southern (12/27) ... Started against Rice as well (12/29) ... Came off the bench to hit 6-of-9 field goals at Virginia (1/2) and post his third double figure game of 12 points ... Again off the bench was a big factor in first conference game win at Auburn with 18 points on 9-of-11 field goal shooting ... Green had his second double double of his career and his fifth double figure game in the last seven, with 10 pts-10 rebs against Arkansas (1/12) ... Made it four straight double figure games with 13 points and nine boards at Kentucky (1/15) ... Had fifth double figure game in league play vs. Alabama (2/17) with 10 points on 4-of-6 shooting in 28 minutes off bench


#### Green's Game-by-Game Statistics

##### 2010-11

OPPONENT	MIN	FG	3FG	FT	REB	PF/D	A	TO	BLK	STL	PTS
Northwestern State	11	1-1	0-0	0-0	6	2-0	0	1	0	0	2
Nicholls	5	0-1	0-0	0-2	4	1-0	1	0	0	0	0
Tennessee-Martin	5	1-2	0-0	1-2	3	1-0	0	1	0	1	3
Memphis (Tupelo)	13	4-7	0-0	0-1	4	5-1	0	0	1	1	8
Centenary	16	4-9	0-1	0-2	9	1-0	0	0	0	3	8
at South Alabama	11	0-3	0-0	0-0	5	3-0	0	3	0	1	0
Houston	14	1-6	0-1	2-4	5	2-0	0	2	0	1	4
Central Michigan	6	1-1	0-0	0-0	3	0-0	0	0	0	0	2
Coastal Carolina	20	4-6	0-0	1-3	4	1-0	0	0	2	0	9
McNeese State	14	1-4	1-1	0-0	3	2-0	1	0	0	0	3
Wichita St. (Bossier)	33	3-7	1-1	8-12	13	3-0	0	1	2	1	15
North Texas	16	5-10	0-0	0-0	5	4-0	1	3	0	1	10
Southern	15	1-6	0-0	1-2	4	3-0	0	2	1	0	3
at Rice	12	2-5	0-0	0-0	3	3-0	0	0	0	1	4
at Virginia	27	6-9	0-1	0-2	5	2-0	0	3	1	1	12
at Auburn	28	9-11	0-0	0-0	5	3-0	1	3	1	1	18
Arkansas	34	4-10	0-2	2-7	10	3-0	1	1	1	1	10
at Kentucky	26	5-16	2-5	1-2	9	4-0	0	2	1	0	13
Ole Miss	32	2-8	0-2	1-4	1	2-0	0	0	1	1	5
at Tennessee	25	3-8	0-1	0-0	3	2-0	0	2	0	0	6
at Alabama	24	3-9	0-0	0-2	5	2-0	1	4	0	0	6
South Carolina	28	2-3	0-1	8-11	9	1-0	0	0	0	1	12
Mississippi State	25	3-8	1-2	1-2	8	5-1	1	0	0	1	8
at Ole Miss	15	0-1	0-0	0-0	3	2-0	1	2	1	0	0
at Arkansas	6	2-4	0-0	0-0	3	3-0	0	2	0	0	4
Alabama	28	4-6	0-1	2-3	7	3-0	2	0	0	0	10
Florida											
at Miss. State											
Vanderbilt											
at Georgia											
Auburn											
SEC Tournament											

#### Garrett Green's Career Stats

YEAR	GP-GS	MIN/AVG	FG-FGA	PCT.	3FG-FGA	PCT.	FT-FTA	PCT.	REB-AVG	PF-FO	AST	TO	BLK	STL	PTS-AVG.
07-08	25-1	241-9.6	20-47	.426	2-5	.400	3-7	.429	40-1.6	41-1	3	11	5	1	45-1.6
08-09	Redshirt														
09-10	30-11	320-10.7	27-80	.338	1-4	.250	8-27	.296	74-2.5	51-1	9	30	10	12	63-2.1
10-11	26-5	489-18.8	71-161	.441	5-19	.263	28-61	.459	139-5.3	63-2	10	32	12	16	175-6.7
<b>Totals</b>	<b>81-17</b>	<b>1050-13.0</b>	<b>118-288</b>	<b>.410</b>	<b>8-28</b>	<b>.286</b>	<b>39-95</b>	<b>.411</b>	<b>253-3.1</b>	<b>155-4</b>	<b>22</b>	<b>73</b>	<b>27</b>	<b>29</b>	<b>283-3.5</b>



# Chris Bass

Guard \* 6-1 \* 185 \* Junior \* 2L \*Baton Rouge, La. (Lee Academy Prep)

# 4

### Top Performances

**Points**  
 Season: 6, vs. Central Mich., 12/11/10  
 Career: 7, twice

**Rebounds**  
 Season: 5, twice  
 Career: 8, vs. Grambling, 12/13/08

**Field Goals Made**  
 Season: 2, four times  
 Career: 3, three times

**3 PT FG Made**  
 Season: 1, twice  
 Career: 2, twice

**Free Throws Made**  
 Season: 2, twice  
 Career: 3, at Utah, 1/2/10

**Assists**  
 Season: 8, at Rice, 12/29/10  
 Career: 8, at Rice, 12/29/10

**Blocks**  
 Season:  
 Career: 2, vs. Utah, 1/2/10

**Steals**  
 Season: 5, vs. NW St., 11/12/10  
 Career: 5, vs. NW St., 11/12/10

**Minutes Played**  
 Season: 24, at Rice, 12/29/10  
 Career: 36, vs. N'western St., 12/12/09

- Top Career Scoring Games**
- 7 vs. Connecticut, 11/25/09
  - 7 vs. ULM, 11/13/09
  - 6 vs. C. Michigan, 12/11/10
  - 6 at Florida, 1/16/10
  - 6 vs. Southeastern, 12/14/09
  - 6 vs. Grambling
  - 5 vs. Kentucky, 2/6/10
  - 5 vs. Louisiana Lafayette, 12/1/09
  - 5 vs. Alabama, 2/8/09
  - 4 six times

### Junior Season (2010-11)

Career high in steals of 5 vs. NW State (11/12) in the opener ... Back on track with assists, getting 5 with no turnovers versus UTM (11/18) ... After starting first two games with 2 assists, 6 turnovers, had 14 assists, 3 turnovers last five games ... Bass hit two free throws in the waning seconds to ice the Central Michigan win (12/11) with a season high six points ... Career high in assists, first player to have 8 or more since 2009 against Rice (12/29) ... Scored 4 vs. Miss. State (2/5), first points since Arkansas game (1/12)

### Bass' Game-by-Game Statistics

#### 2010-11

OPPONENT	MIN	FG	3FG	FT	REB	PF/D	A	TO	BLK	STL	PTS
Northwestern State	18	1-1	0-0	2-4	2	2-0	2	5	0	5	4
Nicholls	10	0-0	0-0	0-2	2	0-0	0	1	0	0	0
Tennessee-Martin	16	2-3	0-0	0-0	3	3-0	5	0	0	0	4
Memphis (Tupelo)	17	0-1	0-0	0-0	2	0-0	4	1	1	0	0
Centenary	16	1-2	0-0	1-3	5	1-0	1	1	0	0	3
at South Alabama	12	0-0	0-0	1-4	2	2-0	0	0	0	0	1
Houston	20	1-1	0-0	0-0	1	1-0	4	1	0	0	2
Central Michigan	17	2-5	0-0	2-2	4	0-0	4	3	0	1	6
Coastal Carolina	14	2-2	0-0	0-0	0	2-0	1	1	0	0	4
McNeese State	11	0-1	0-0	0-0	3	0-0	2	1	0	0	0
Wichita St. (Bossier)	20	1-3	0-0	0-0	0	0-0	2	1	0	2	2
North Texas	21	0-2	0-0	0-0	2	1-0	4	2	0	1	0
Southern	15	0-1	0-0	0-0	2	0-0	2	3	0	1	0
at Rice	24	1-2	1-1	0-0	1	0-0	8	1	0	2	3
at Virginia	22	1-5	0-2	0-0	3	2-0	2	2	0	0	2
at Auburn	22	1-3	0-0	1-1	3	1-0	4	4	0	0	3
Arkansas	18	0-3	0-0	2-2	2	2-0	2	0	0	0	2
at Kentucky	29	0-3	0-0	0-0	5	1-0	4	3	0	0	0
Ole Miss	16	0-3	0-1	0-0	1	2-0	2	2	0	0	0
at Tennessee	19	0-1	0-1	0-0	4	0-0	2	1	0	0	0
at Alabama	15	0-2	0-2	0-0	0	0-0	2	3	0	0	0
South Carolina	15	0-1	0-0	0-0	2	1-0	0	0	0	1	0
Mississippi State	14	2-4	0-0	0-0	2	1-0	1	0	0	1	4
at Ole Miss	6	0-1	0-0	0-0	0	0-0	2	0	0	0	0
at Arkansas	9	0-2	0-0	0-0	1	1-0	2	1	0	0	0
Alabama	16	1-4	0-0	0-0	3	0-0	2	1	0	0	2
Florida											
at Miss. State											
Vanderbilt											
at Georgia											
Auburn											
SEC Tournament											

### Chris Bass' Career Stats

YEAR	GP-GS	MIN/AVG	FG-FGA	PCT.	3FG-FGA	PCT.	FT-FTA	PCT.	REB.-AVG	PF-FO	AST	TO	BLK	STL	PTS-AVG.
08-09	28-0	276/9.9	7-26	.269	4-14	.286	5-14	.357	31-1.1	21-0	43	14	1	5	23-0.8
09-10	31-19	744/24.0	28-84	.333	6-33	.182	8-19	.421	73-2.4	51-3	97	38	5	24	70-2.3
10-11	26-2	432-16.6	16-56	.286	1-7	.143	9-18	.500	55-2.1	23-0	64	38	1	14	42-1.6
<b>Totals</b>	<b>85-21</b>	<b>1452-17.1</b>	<b>51-166</b>	<b>.307</b>	<b>11-54</b>	<b>.204</b>	<b>22-51</b>	<b>.431</b>	<b>159-1.9</b>	<b>95-3</b>	<b>204</b>	<b>90</b>	<b>7</b>	<b>43</b>	<b>135-1.6</b>



# Malcolm White

Forward \* 6-9 \* 225 \* Junior \* Redshirt Transfer \* Baton Rouge, La. \* Ole Miss

# 5

### Top LSU Performances

Points
Season: 16, vs. Southern, 12/27/10
Career: 16, vs. Southern, 12/27/10

Rebounds
Season: 15, vs. UT-Martin, 11/18/10
Career: 15, vs. UT-Martin, 11/18/10

Field Goals Made
Season: 7, vs. Southern, 12/27/10
Career: 7, vs. Southern, 12/27/10

3 PT FG Made
Season:
Career:

Free Throws Made
Season: 6, vs. NW St., 11/12/10
Career: 6, vs. NW St., 11/12/10

Assists
Season: 2, vs. UT-Martin, 11/18/10
Career: 2, vs. UT-Martin, 11/18/10

Blocks
Season: 6, at Alabama, 1/29/11
Career: 6, at Alabama, 1/29/11

Steals
Season: 2, vs. C. Michigan, 12/11/10
Career: 2, vs. C. Michigan, 12/11/10

Minutes Played
Season: 40, vs. McNeese, 12/16/10
Career: 40, vs. McNeese, 12/16/10

### Top LSU Career Scoring Games

- 16 vs. Southern, 12/27/10
- 14 vs. Alabama, 2/17/11
- 14 vs. Centenary, 11/24/10
- 13 vs. Arkansas, 1/12/11
- 13 vs. McNeese, 12/16/10
- 12 vs. North Texas, 12/22/10
- 12 vs. C. Michigan, 12/11/10
- 12 vs. UT-Martin, 11/18/10
- 12 vs. NW State, 11/12/10
- 11 twice

### Junior Season (2010-11)

In first game in over a year, scored 12 points in 34 minutes with three blocks against NW St. (11/12/10) ... Had his first college double-double against UTM (11/18) with 12 points, 15 rebounds (9 offensive) ... Made first six shots and had season best 14 against Centenary (11/24) ... Had his fourth double figure game against C. Michigan (12/11) with 12 ... Just missed a double double with 13 points, nine rebounds in the McNeese win (12/16) ... Sixth double figure scoring game against North Texas (12/22) ... In first non-start of the season, comes off the bench and has his second double double against Southern (12/27) ... Had his third double figure scoring game in last four against Virginia (1/2) ... Just missed third double double at Tennessee (Jan. 26) with nine points and nine rebounds ... Fourth double figure rebound game at Ole Miss (2/9) with 11 ... Had his best SEC game and his fourth double figure game in league play with 14 vs. Alabama (2/17).

### White's Game-by-Game Statistics

2009-10	OPPONENT	MIN	FG	3FG	FT	REB	PF/D	A	TO	BLK	STL	PTS
Northwestern State	34	3-8	0-0	6-11	4	4-0	0	4	3	0	12	
Nicholls	10	1-1	0-0	0-0	2	3-0	0	3	1	0	2	
Tennessee-Martin	31	5-13	0-0	2-4	15	2-0	2	3	3	0	12	
Memphis (Tupelo)	17	1-4	0-0	3-4	4	5-1	0	1	1	0	5	
Centenary	21	6-7	0-0	2-2	7	1-0	0	0	0	0	14	
at South Alabama	28	2-4	0-0	0-0	4	2-0	0	0	1	0	4	
Houston	23	4-7	0-0	1-2	2	4-0	0	0	0	1	9	
Central Michigan	30	5-11	0-0	2-4	4	2-0	0	0	2	2	12	
Coastal Carolina	19	2-3	0-0	1-4	3	4-0	0	1	0	0	5	
McNeese State	40	4-5	0-0	5-10	9	3-0	0	2	3	1	13	
Wichita St. (Bossier)	19	1-4	0-0	1-2	1	2-0	0	3	0	0	3	
North Texas	30	4-7	0-0	4-6	7	0-0	0	1	2	0	12	
Southern	24	7-11	0-0	2-4	11	2-0	0	2	3	0	16	
at Rice	13	1-4	0-0	0-0	4	5-1	1	0	0	0	2	
at Virginia	33	3-9	0-0	5-5	6	3-0	1	2	0	0	11	
at Auburn	21	2-6	0-0	3-4	5	4-0	1	2	1	0	7	
Arkansas	25	6-11	0-0	1-2	7	4-0	1	4	1	0	13	
at Kentucky	15	0-3	0-0	0-0	3	5-1	0	1	2	0	0	
Ole Miss	21	2-6	0-0	2-2	4	4-0	0	5	0	1	6	
at Tennessee	26	3-9	0-0	3-5	10	1-0	0	1	1	0	9	
at Alabama	23	3-5	0-0	0-0	0	5-0	0	0	6	0	6	
South Carolina	26	5-11	0-0	0-1	4	2-0	0	4	1	1	10	
Mississippi State	24	3-5	0-0	0-0	9	2-0	0	2	2	1	6	
at Ole Miss	25	3-6	0-0	2-6	11	3-0	0	6	0	0	8	
at Arkansas	29	3-8	0-0	5-6	3	4-0	1	2	0	1	11	
Alabama	30	6-13	0-0	2-2	4	3-0	0	1	1	1	14	
Florida												
at Miss. State												
Vanderbilt												
at Georgia												
Auburn												
SEC Tournament												

### Malcolm White's Career Stats

YEAR	GP-GS	MIN/AVG	FG-FGA	PCT.	3FG-FGA	PCT.	FT-FTA	PCT.	REB.-AVG	PF-FO	AST	TO	BLK	STL	PTS-AVG.
10-11	26-25	637-24.5	85-181	.470	0-0	.000	52-86	.605	143-5.5	79-4	7	50	34	9	222-8.5
<b>Totals</b>	<b>26-25</b>	<b>637-24.5</b>	<b>85-181</b>	<b>.470</b>	<b>0-0</b>	<b>.000</b>	<b>52-86</b>	<b>.605</b>	<b>143-5.5</b>	<b>79-4</b>	<b>7</b>	<b>50</b>	<b>34</b>	<b>9</b>	<b>222-8.5</b>



# Andre Stringer

Guard \* 5-9 \* 170 \* Freshman \* HS \* Jackson, Miss. (Forest Park HS)

# 10

### Top Performances

#### Points

Season: 21, twice  
 Career: 21, twice

#### Rebounds

Season: 6, vs. McNeese State, 12/16/10  
 Career: 6, vs. McNeese State, 12/16/10

#### Field Goals Made

Season: 7, at S. Alabama, 11/28/10  
 Career: 7, at S. Alabama, 11/28/10

#### 3 PT FG Made

Season: 4, five times  
 Career: 4, five times

#### Free Throws Made

Season: 11, vs. Houston, 11/30/10  
 Career: 11, vs. Houston, 11/30/10

#### Assists

Season: 7, vs. Arkansas, 1/12/11  
 Career: 7, vs. Arkansas, 1/12/11

#### Blocks

Season: 2, vs. McNeese, 12/16/10  
 Career: 2, vs. McNeese, 12/16/10

#### Steals

Season: 3, three times  
 Career: 3, three times

#### Minutes Played

Season: 39, at Arkansas, 2/11/11  
 Career: 39, at Arkansas, 2/11/11

### Top Career Scoring Games

1. 21 at S. Alabama, 11/28/10
1. 21 vs. NW State, 11/12/10
3. 19 vs. S. Carolina, 2/2/11
3. 19 at Rice, 12/29/10
5. 18 vs. Wichita State, 12/18/10
6. 16 vs. Coastal Carolina, 12/13/10
6. 16 vs. Centenary, 11/24/10
8. 15 vs. Miss. State, 2/5/11
8. 15 vs. McNeese, 12/16/10
8. 15 vs. UT-Martin, 11/18/10

### Freshman Season (2010-11)

Hit four treys in the season opener against NW State (11/12), with five assists in scoring 21 points ... Third straight double figure scoring game against UTM (11/18) with 15 points in his first career start ... Led team for fourth straight game in scoring with big second half against Memphis (11/21) ... 26 free throws made in first four games ... Team lead in scoring streak reaches five vs. Centenary (11/24) ... Streak reached six and he was MVP of Coors Classic in Mobile with another 21 point game that included four treys vs. South Alabama (11/28) ... Didn't lead team in scoring for first time this season vs. Houston (11/30), but did have his seventh straight double figure scoring game ... First game not in double figures against C. Michigan (12/11) ... Stringer had four treys for the fourth time against Coast Carolina (12/13) ... Third best scoring game of the season vs. Wichita with 18 (12/18) ... Hit four treys for the fifth time this season at Rice (12/29) ... Career best 7 assists, just two turnovers in Arkansas win (1/12) ... Stringer has the best game of the 2011 point of the season, getting 19 against South Carolina (2/2), two off his season high.

### Stringer's Game-by-Game Statistics

#### 2009-10

OPPONENT	MIN	FG	3FG	FT	REB	PF/D	A	TO	BLK	STL	PTS
Northwestern State	25	5-10	4-9	7-10	3	4-0	5	6	0	0	21
Nicholls	31	4-13	3-8	3-3	2	0-0	3	0	0	0	14
Tennessee-Martin	32	3-12	1-7	8-9	2	2-0	1	2	0	3	15
Memphis (Tupelo)	31	2-6	1-3	8-11	2	3-0	2	3	0	1	13
Centenary	19	5-7	4-6	2-3	0	1-0	4	1	0	1	16
at South Alabama	30	7-13	4-6	3-4	4	1-0	3	2	1	2	21
Houston	24	1-6	0-4	11-12	3	3-0	3	4	0	3	13
Central Michigan	21	1-6	0-2	6-6	1	3-0	0	6	0	1	8
Coastal Carolina	33	6-15	4-8	0-0	2	3-0	5	2	0	2	16
McNeese State	38	5-12	2-5	3-4	6	3-0	5	4	2	0	15
Wichita St. (Bossier)	32	5-15	2-8	6-8	2	2-0	1	2	0	1	18
North Texas	20	3-4	1-1	0-0	1	4-0	0	1	1	0	7
Southern	32	2-11	2-8	0-0	5	1-0	4	1	0	0	6
at Rice	30	5-12	4-8	5-8	0	5-1	4	2	0	2	19
at Virginia	35	2-6	1-3	1-2	2	0-0	1	2	0	1	6
at Auburn	37	3-13	2-11	1-3	2	0-0	3	1	0	2	9
Arkansas	35	2-8	1-5	6-9	4	0-0	7	2	0	1	11
at Kentucky	30	3-16	0-10	0-0	4	2-0	1	4	0	1	6
Ole Miss	32	3-6	3-5	2-2	1	1-0	2	2	0	0	11
at Tennessee	36	1-8	1-8	3-5	2	2-0	3	4	0	1	6
at Alabama	36	4-7	2-4	3-5	1	1-0	2	1	0	1	13
South Carolina	36	5-12	3-8	6-7	4	2-0	2	3	0	0	19
Mississippi State	36	6-14	3-10	0-0	3	3-0	4	2	0	3	15
at Ole Miss	29	1-8	0-5	0-0	3	4-0	5	2	0	1	2
at Arkansas	39	1-4	0-2	2-2	0	1-0	4	3	0	1	4
Alabama	29	0-4	0-2	4-5	2	4-0	2	5	0	3	4
Florida											
at Miss. State											
Vanderbilt											
at Georgia											
Auburn											
SEC Tournament											

### Andre Stringer's Career Stats

YEAR	GP-GS	MIN/AVG	FG-FGA	PCT.	3FG-FGA	PCT.	FT-FTA	PCT.	REB.-AVG	PF-FO	AST	TO	BLK	STL	PTS-AVG.
10-11	26-24	805-31.0	85-248	.343	48-156	.308	90-118	.763	61-2.3	55-1	76	67	4	31	308-11.8
<b>Totals</b>	<b>26-24</b>	<b>805-31.0</b>	<b>85-248</b>	<b>.343</b>	<b>48-156</b>	<b>.308</b>	<b>90-118</b>	<b>.763</b>	<b>61-2.3</b>	<b>55-1</b>	<b>76</b>	<b>67</b>	<b>4</b>	<b>31</b>	<b>308-11.8</b>



# Eddie Ludwig

Forward \* 6-9 \* 215 \* Sophomore \* 1L \* Metairie, La. (Metairie Park Country Day)

# 13

### Top Performances

**Points**  
 Season: 12, at Tennessee, 1/26/11  
 Career: 12, at Tennessee, 1/26/11

**Rebounds**  
 Season: 8, vs. Memphis, 11/21/10  
 Career: 8, vs. Memphis, 11/21/10

**Field Goals Made**  
 Season: 4, at Tennessee, 1/26/11  
 Career: 4, at Tennessee, 1/26/11

**3 PT FG Made**  
 Season: 1, twice  
 Career: 1, twice

**Free Throws Made**  
 Season: 5, vs. UT-Martin, 11/18/10  
 Career: 5, twice

**Assists**  
 Season: 4, twice  
 Career: 5, at Arkansas, 2/10/10

**Blocks**  
 Season: 1, at Ole Miss, 2/9/11  
 Career: 1, four times

**Steals**  
 Season: 3, vs. NW St., 11/12/10  
 Career: 4, vs. Georgia, 3/6/10

**Minutes Played**  
 Season: 32, vs. Memphis, 11/21/10  
 Career: 32, vs. Memphis, 11/21/10

### Top Career Scoring Games

1. 12 at Tennessee, 1/26/11
2. 9 at Ole Miss, 3/4/10
2. 9 vs. Rice, 12/19/08
4. 8 vs. Memphis, 11/21/10
4. 8 vs. Tennessee (SECT), 3/11/10
6. 7 at Kentucky, 1/15/11
7. 6 at Auburn, 1/8/11
7. 6 vs. Centenary, 11/24/10
7. 6 vs. Connecticut, 11/25/09
10. 5 four times

### Sophomore Season (2010-11)

His best game of the year, one point off his career high with 32 minutes with eight points against Memphis (11/21) ... Also had career high eight rebounds and career minutes played (32) ... Limited playing time in mid-December recovering from a blow to the head that required stitches ... Got the first start of the season and second of his career at Virginia (1/2) ... Started SEC opener at Auburn ... Had best SEC game of the year with first career three-pointer at Kentucky, finishing with 7 points (1/15) ... First double figure game of career at Tennessee with 12 points in 25 minutes (1/26)

### Ludwig's Game-by-Game Statistics

2010-11	OPPONENT	MIN	FG	3FG	FT	REB	PF/D	A	TO	BLK	STL	PTS
Northwestern State	18	0-0	0-0	4-4	3	5-1	0	2	0	3	4	
Nicholls	22	1-2	0-0	2-2	2	3-0	0	2	0	0	4	
Tennessee-Martin	12	0-0	0-0	5-6	1	2-0	0	0	0	0	5	
Memphis (Tupelo)	32	3-7	0-2	2-2	8	3-0	1	2	0	1	8	
Centenary	24	2-5	0-0	2-3	5	2-0	4	1	0	1	6	
at South Alabama	21	0-0	0-0	4-4	4	1-0	4	4	0	0	4	
Houston	10	2-2	0-0	1-1	3	0-0	0	0	0	2	5	
Central Michigan	8	1-3	0-0	1-2	2	2-0	0	1	0	0	3	
Coastal Carolina	11	0-0	0-0	0-0	1	0-0	0	0	0	1	0	
McNeese State	2	0-0	0-0	0-0	0	0-0	0	0	0	0	0	
Wichita St. (Bossier)	5	0-3	0-0	2-2	3	0-0	0	0	0	0	2	
North Texas	10	0-2	0-0	1-2	1	1-0	0	0	0	0	1	
Southern	9	1-3	0-0	0-1	4	1-0	0	0	0	1	2	
at Rice	13	0-0	0-0	0-0	4	5-1	0	1	0	2	0	
at Virginia	18	0-1	0-0	1-2	4	0-0	1	0	0	0	1	
at Auburn	23	1-3	0-0	4-5	4	1-0	2	2	0	2	6	
Arkansas	12	1-2	0-0	1-2	1	3-0	0	0	0	0	3	
at Kentucky	18	3-6	1-1	0-0	4	1-0	0	1	0	0	7	
Ole Miss	10	0-1	0-0	1-2	0	2-0	2	1	0	0	1	
at Tennessee	25	4-9	1-2	3-4	4	2-0	0	1	0	0	12	
at Alabama	30	1-5	0-0	2-2	7	3-0	2	3	0	0	4	
South Carolina	19	1-3	0-0	0-0	6	0-0	0	0	0	1	2	
Mississippi State	16	1-2	0-1	3-3	2	2-0	2	2	0	0	5	
at Ole Miss	20	2-2	0-0	0-0	4	2-0	1	2	1	1	4	
at Arkansas	19	3-4	0-0	3-4	5	3-0	0	2	1	0	9	
Alabama	11	0-0	0-0	0-2	1	1-0	1	2	0	1	0	
Florida												
at Miss. State												
Vanderbilt												
at Georgia												
Auburn												
SEC Tournament												

### Eddie Ludwig's Career Stats

YEAR	GP-GS	MIN/AVG	FG-FGA	PCT.	3FG-FGA	PCT.	FT-FTA	PCT.	REB.-AVG	PF-FD	AST	TO	BLK	STL	PTS-AVG.
09-10	30-1	383/12.8	22-64	.344	0-8	.000	26-30	.867	74-2.5	47-0	19	19	3	14	70-2.3
10-11	26-6	418/16.1	27-65	.415	2-6	.333	42-55	.764	83-3.2	45-2	20	29	2	16	98-3.8
<b>Totals</b>	<b>56-7</b>	<b>801-14.3</b>	<b>49-139</b>	<b>.380</b>	<b>2-14</b>	<b>.143</b>	<b>68-85</b>	<b>.800</b>	<b>157-2.8</b>	<b>92-2</b>	<b>39</b>	<b>48</b>	<b>5</b>	<b>30</b>	<b>168-3.0</b>



# Jalen Courtney

Forward \* 6-8 \* 210 \* Freshman \* HS \* Jackson, Miss. (Provine HS)

# 14

### Top Performances

#### Points

Season: 3, twice  
 Career: 3, twice

#### Rebounds

Season: 3, vs. Centenary, 11/24/10  
 Career: 3, vs. Centenary, 11/24/10

#### Field Goals Made

Season: 1, five times  
 Career: 1, five times

#### 3 PT FG Made

Season: 1, twice  
 Career: 1, twice

#### Free Throws Made

Season: 2, vs. Centenary, 11/24/10  
 Career: 2, vs. Centenary, 11/24/10

#### Assists

Season:  
 Career:

#### Blocks

Season: 1, at Tennessee, 1/26/11  
 Career: 1, at Tennessee, 1/26/11

#### Steals

Season:  
 Career:

#### Minutes Played

Season: 12, vs. Centenary, 11/24/10  
 Career: 12, vs. Centenary, 11/24/10

### Top Career Scoring Games

1. 3 vs. Ole Miss, 1/22/11
1. 3 vs. North Texas, 12/22/10
3. 2 at Tennessee, 1/26/11
3. 2 vs. NW State, 11/12/10
3. 2 vs. Centenary, 11/24/10
3. 2 vs. Memphis, 11/21/10
7. 1 vs. Southern, 12/27/10
7. 1 vs. UT-Martin, 11/18/10

### Freshman Season (2010-11)

Season best three points vs. North Texas (12/22)

### Courtney's Game-by-Game Statistics

#### 2010-11

OPPONENT	MIN	FG	3FG	FT	REB	PF/D	A	TO	BLK	STL	PTS
Northwestern State	3	1-1	0-0	0-0	0	0-0	0	0	0	0	2
Nicholls	DNP										
Tennessee-Martin	4	0-1	0-0	1-2	1	1-0	0	0	0	0	1
Memphis (Tupelo)	5	1-1	0-0	0-0	0	1-0	0	0	0	0	2
Centenary	12	0-1	0-1	2-2	3	1-0	0	0	0	0	2
at South Alabama	1	0-0	0-0	0-0	0	0-0	0	0	0	0	0
Houston	DNP										
Central Michigan	DNP										
Coastal Carolina	1	0-0	0-0	0-0	0	0-0	0	0	0	0	0
McNeese State	DNP										
Wichita St. (Bossier)	2	0-1	0-1	0-0	0	0-0	0	0	0	0	0
North Texas	4	1-2	1-1	0-0	1	0-0	0	0	0	0	3
Southern	5	0-0	0-0	1-2	1	0-0	0	0	0	0	1
at Rice	8	0-1	0-0	0-0	0	2-0	0	1	0	0	0
at Virginia	1	0-0	0-0	0-0	0	0-0	0	0	0	0	0
at Auburn	DNP										
Arkansas	DNP										
at Kentucky	8	0-1	0-0	0-0	2	0-0	0	1	0	0	0
Ole Miss	10	1-2	1-1	0-0	0	1-0	0	0	0	0	3
at Tennessee	4	1-1	0-0	0-0	0	0-0	0	0	1	0	2
at Alabama	4	0-0	0-0	0-0	0	1-0	0	0	0	0	0
South Carolina	DNP										
Mississippi State	DNP										
at Ole Miss	DNP -- injury										
at Arkansas	DNP -- injury										
Alabama	DNP -- injury										
Florida											
at Miss. State											
Vanderbilt											
at Georgia											
Auburn											
SEC Tournament											

### Jalen Courtney's Career Stats

YEAR	GP-GS	MIN/AVG	FG-FGA	PCT.	3FG-FGA	PCT.	FT-FTA	PCT.	REB.-AVG	PF-FD	AST	TO	BLK	STL	PTS-AVG.
10-11	15-0	72-4.8	5-12	.417	2-4	.500	4-6	.667	8-0.5	7-0	0	2	1	0	16-1.1
<b>Totals</b>	<b>15-0</b>	<b>72-4.8</b>	<b>5-12</b>	<b>.417</b>	<b>2-4</b>	<b>.500</b>	<b>4-6</b>	<b>.667</b>	<b>8-0.5</b>	<b>7-0</b>	<b>0</b>	<b>2</b>	<b>1</b>	<b>0</b>	<b>16-1.1</b>





# Matt Derenbecker

Forward \* 6-7 \* 185 \* Freshman \* HS \* Metairie, La. (Metairie Park Country Day)

# 21

### Top Performances

**Points**

Season:	19, at Ole Miss, 2/9/11
Career:	19, at Ole Miss, 2/9/11

**Rebounds**

Season:	8, at Auburn, 1/8/11
Career:	8, at Auburn, 1/8/11

**Field Goals Made**

Season:	6, twice
Career:	6, twice

**3 PT FG Made**

Season:	5, at Ole Miss, 2/9/11
Career:	5, at Ole Miss, 2/9/11

**Free Throws Made**

Season:	4, twice
Career:	4, twice

**Assists**

Season:	3, four times
Career:	3, four times

**Blocks**

Season:	1, vs. Centenary, 11/24/10
Career:	1, vs. Centenary, 11/24/10

**Steals**

Season:	4, vs. Ole Miss, 1/22/11
Career:	4, vs. Ole Miss, 1/22/11

**Minutes Played**

Season:	39, at Auburn, 1/8/11
Career:	39, at Auburn, 1/8/11

### Top Career Scoring Games

- 19 at Ole Miss, 2/9/11
- 17 at Rice, 12/29/10
- 15 at Auburn, 1/8/11
- 14 vs. Ole Miss, 1/22/11
- 14 vs. Nicholls, 11/16/10
- 13 at Arkansas, 2/11/11
- 13 at Tennessee, 1/26/11
- 12 vs. Arkansas, 1/12/11
- 10 at Alabama, 1/29/11
- 9 at S. Alabama, 11/28/10

### Freshman Season (2010-11)


Posted his first LSU points in Nicholls game (11/16) ... Hit all three field goal attempts, including two treys in nine-point effort at South Alabama (11/28) .. Second double figure game and best of season at Rice (12/29) with three treys for second time this season ... First start of his college career at Auburn (1/8), recording third double figure game of season with 15 points in 39 minutes ... 10 at Alabama (1/29) marked third straight double figure game, longest consecutive string of season and in double figures six-of-the-last eight dating back to the 12/29 Rice game ... Career scoring night at Ole Miss (2/9) hitting a team equaling season high of five treys and scoring 19 points.

### Derenbecker's Game-by-Game Statistics

OPPONENT	MIN	FG	3FG	FT	REB	PF/D	A	TO	BLK	STL	PTS
Northwestern State	6	0-0	0-0	0-0	0	2-0	0	2	0	0	0
Nicholls	28	5-10	3-7	1-1	6	3-0	0	2	0	0	14
Tennessee-Martin	19	1-3	0-2	0-0	2	1-0	0	1	0	0	2
Memphis (Tupelo)	8	0-3	0-3	0-0	1	1-0	1	0	0	0	0
Centenary	22	3-8	0-4	0-0	0	1-0	1	1	1	0	6
at South Alabama	15	3-3	2-2	1-2	4	2-0	2	0	0	1	9
Houston	11	2-4	1-2	0-0	0	0-0	0	1	0	0	5
Central Michigan	7	0-0	0-0	0-0	0	2-0	1	1	0	0	0
Coastal Carolina	18	1-6	1-2	0-0	1	2-0	3	0	0	0	3
McNeese State	13	0-1	0-1	0-0	1	1-0	1	0	0	0	0
Wichita St. (Bossier)	14	1-5	0-2	2-3	1	2-0	1	0	0	1	4
North Texas	21	1-6	0-2	1-2	0	1-0	2	1	0	2	3
Southern	24	3-7	2-4	0-0	2	2-0	3	0	0	1	8
at Rice	23	5-9	3-6	4-5	3	2-0	0	1	0	0	17
at Virginia	6	0-1	0-0	0-0	0	1-0	0	0	0	0	0
at Auburn	39	6-12	3-7	0-0	8	2-0	3	2	0	1	15
Arkansas	38	5-9	0-4	2-4	6	2-0	2	3	0	2	12
at Kentucky	26	2-9	0-5	0-0	2	1-0	3	0	0	0	4
Ole Miss	37	4-11	2-6	4-4	5	3-0	1	1	0	4	14
at Tennessee	36	5-11	2-7	1-1	2	1-0	2	2	0	1	13
at Alabama	30	4-11	2-7	0-0	2	2-0	0	3	0	2	10
South Carolina	23	1-7	1-4	0-0	2	2-0	1	1	0	0	3
Mississippi State	8	0-1	0-0	0-0	1	0-0	0	2	0	0	0
at Ole Miss	37	6-10	5-7	2-2	2	2-0	1	1	0	1	19
at Arkansas	28	5-11	2-5	1-2	1	2-0	0	1	0	0	13
Alabama	27	1-4	1-3	0-0	3	1-0	2	1	0	0	3
Florida											
at Miss. State											
Vanderbilt											
at Georgia											
Auburn											
SEC Tournament											

### Matt Derenbecker's Career Stats

YEAR	GP-GS	MIN/AVG	FG-FGA	PCT.	3FG-FGA	PCT.	FT-FTA	PCT.	REB.-AVG	PF-FO	AST	TO	BLK	STL	PTS-AVG.
10-11	26-10	564-21.7	64-162	.395	30-92	.326	19-26	.731	55-2.1	41-0	30	27	1	16	177-6.8
<b>Totals</b>	<b>26-10</b>	<b>564-21.7</b>	<b>64-162</b>	<b>.395</b>	<b>30-92</b>	<b>.326</b>	<b>19-26</b>	<b>.731</b>	<b>55-2.1</b>	<b>41-0</b>	<b>30</b>	<b>27</b>	<b>1</b>	<b>16</b>	<b>177-6.8</b>



# Ralston Turner

Guard \* 6-6 \* 193 \* Freshman \* HS \* Muscle Shoals, Ala. (Muscle Shoals HS)

# 22

### Top Performances

**Points**

Season:	23, vs. McNeese, 12/16/10
Career:	23, vs. McNeese, 12/16/10

**Rebounds**

Season:	7, vs. C. Michigan, 12/11/10
Career:	7, vs. C. Michigan, 12/11/10

**Field Goals Made**

Season:	6, seven times
Career:	6, seven times

**3 PT FG Made**

Season:	5, vs. Wichita St., 12/18/10
Career:	5, vs. Wichita St., 12/18/10

**Free Throws Made**

Season:	8, vs. McNeese, 12/16/10
Career:	8, vs. McNeese, 12/16/10

**Assists**

Season:	5, vs. Houston, 11/30/10
Career:	5, vs. Houston, 11/30/10

**Blocks**

Season:	1, four times
Career:	1, four times

**Steals**

Season:	2, vs. NW St., 11/12/10
Career:	2, vs. NW St., 11/12/10

**Minutes Played**

Season:	41, vs. McNeese, 12/16/10
Career:	41, vs. McNeese, 12/16/10

### Top Career Scoring Games

- 23 vs. McNeese, 12/16/10
- 21 vs. Wichita State, 12/18/10
- 21 vs. Northwestern State., 11/12/10
- 17 vs. Alabama, 2/17/11
- 17 at S. Alabama, 11/28/10
- 16 at Ole Miss, 2/9/11
- 15 vs. Southern, 12/27/10
- 15 vs. Coastal Carolina, 12/13/10
- 15 vs. Houston, 11/30/10
- 14 at Rice, 12/29/10

### Freshman Season (2010-11)

Started the opening college game of his career and in 38 minutes scored 21 points, hitting 6-of-12 field goals with three treys against NW State (11/12) ... Third double figure game against Memphis (11/21) ... Season high game for Turner and for the LSU team with 23 in the overtime win vs. McNeese (12/16) ... Hits a team high 5 treys all in the second half in scoring over 20 for the second straight game vs. Wichita (12/18) ... Suffered a "stress reaction" in his right foot late during the second half of the game at Virginia (1/2) ... Was able to return at Alabama (1/29) ... First double figures game since return, scoring 16 at Ole Miss (2/9) .. Third straight game in double figures with 17 against Alabama (2/17)

### Turner's Game-by-Game Statistics

2010-11 OPPONENT	MIN	FG	3FG	FT	REB	PF/D	A	TO	BLK	STL	PTS
Northwestern State	38	6-12	3-6	6-9	5	2-0	2	2	0	2	21
Nicholls	30	1-6	0-2	4-4	2	2-0	2	1	0	0	6
Tennessee-Martin	27	4-10	2-5	0-0	1	0-0	0	3	0	1	10
Memphis (Tupelo)	26	3-10	2-5	3-4	2	2-0	1	2	1	0	11
Centenary	21	3-6	2-5	0-0	3	1-0	1	2	0	0	8
at South Alabama	22	5-7	2-4	5-8	1	5-1	0	1	0	1	17
Houston	34	6-10	2-5	1-2	3	0-0	5	6	0	0	15
Central Michigan	38	3-4	3-4	0-2	7	3-0	4	1	0	1	9
Coastal Carolina	35	5-16	1-9	4-4	6	4-0	1	3	0	1	15
McNeese State	41	6-15	3-10	8-10	2	3-0	3	3	0	1	23
Wichita St. (Bossier)	31	6-13	5-9	4-4	2	4-0	0	2	0	0	21
North Texas	33	4-16	1-8	0-0	4	2-0	1	3	0	0	9
Southern	26	6-14	3-9	0-0	2	0-0	1	2	1	1	15
at Rice	30	4-18	4-12	2-5	2	4-0	1	1	0	1	14
at Virginia	30	5-13	1-5	0-2	5	4-0	1	2	1	1	11
at Auburn		DNP-injury									
Arkansas		DNP-injury									
at Kentucky		DNP-injury									
Ole Miss		DNP-injury									
at Tennessee		DNP-injury									
at Alabama	20	1-3	0-1	2-4	2	3-0	0	2	0	0	4
South Carolina	16	1-5	0-1	0-0	0	5-1	0	2	0	0	2
Mississippi State	28	3-14	1-7	0-0	1	0-0	1	1	0	0	7
at Ole Miss	37	6-10	3-7	1-2	3	0-0	3	1	1	1	16
at Arkansas	31	4-11	1-4	1-2	4	2-0	3	2	0	0	10
Alabama	35	6-10	2-4	3-4	2	3-0	1	4	0	0	17
Florida											
at Miss. State											
Vanderbilt											
at Georgia											
Auburn											
SEC Tournament											

### Ralston Turner's Career Stats

YEAR	GP-GS	MIN/AVG	FG-FGA	PCT.	3FG-FGA	PCT.	FT-FTA	PCT.	REB.-AVG	PF-FD	AST	TO	BLK	STL	PTS-AVG.
10-11	21-21	629-30.0	88-223	.395	41-122	.336	44-66	.667	59-2.8	49-2	31	46	4	11	261-12.4
<b>Totals</b>	<b>21-21</b>	<b>629-30.0</b>	<b>88-223</b>	<b>.395</b>	<b>41-122</b>	<b>.336</b>	<b>44-66</b>	<b>.667</b>	<b>59-2.8</b>	<b>49-2</b>	<b>31</b>	<b>46</b>	<b>4</b>	<b>11</b>	<b>261-12.4</b>



# Storm Warren

Forward \* 6-7 \* 230 \* Junior \* 2L \* Monroe, La. (Richwood HS)

# 24

### Top Performances

**Points**  
 Season: 17, vs. McNeese, 12/16/10  
 Career: 21, twice

**Rebounds**  
 Season: 14, vs. Nicholls, 11/16/10  
 Career: 16, twice

**Field Goals Made**  
 Season: 8, vs. McNeese, 12/16/10  
 Career: 9, twice

**3 PT FG Made**  
 Season:  
 Career:

**Free Throws Made**  
 Season: 2, twice  
 Career: 9, twice

**Assists**  
 Season: 3, vs. Southern, 12/27/10  
 Career: 4, vs. ULM, 11/13/09

**Blocks**  
 Season: 4, vs. Houston, 11/30/10  
 Career: 4, three times

**Steals**  
 Season: 3, three times  
 Career: 3, five times

**Minutes Played**  
 Season: 36, vs. Nicholls, 11/16/10  
 Career: 39, vs. UL-Lafayette, 12/1/09

### Top Career Scoring Games

1. 21 at Utah, 1/2/10
1. 21 vs. Northwestern State, 12/12/09
3. 20 vs. Western Kentucky, 11/17/09
4. 19 at South Carolina, 1/13/10
5. 18 vs. Tennessee (SECT), 3/11/10
5. 18 vs. UL-Lafayette, 12/1/09
7. 17 vs. McNeese, 12/16/10
7. 17 vs. Auburn, 1/20/10
9. 15 vs. UConn, 11/25/09
9. 15 vs. ULM, 11/13/09

### Junior Season (2010-11)


Started his 32nd consecutive game in the season opener against NW St. (11/12) .... 10th career double double against UT-Martin (11/18) and second consecutive game in double figure rebounds ... Had the bucket that forced overtime against McNeese State (12/16) ... Did not play at Virginia (1/2) because of tendonitis in right achilles ... Returned at Auburn, but still bothered by injury, played just seven minutes ... After limited playing time and sitting out two games over the span of eight league games, returned to starting lineup at Ole Miss (2/9) and scored 10 points in 20 minutes.

### Warren's Game-by-Game Statistics

2010-11	OPONENT	MIN	FG	3FG	FT	REB	PF/D	A	TO	BLK	STL	PTS
Northwestern State	17	2-2	0-0	0-0	4	4-0	2	2	0	1	4	
Nicholls	36	3-7	0-0	2-3	14	2-0	1	2	1	3	8	
Tennessee-Martin	27	6-9	0-0	0-0	11	3-0	0	2	2	2	12	
Memphis (Tupelo)	14	1-6	0-0	0-0	3	5-1	0	0	0	2	2	
Centenary	16	0-6	0-0	1-2	6	1-0	1	1	3	2	1	
at South Alabama	17	3-7	0-0	3-4	3	3-0	0	0	1	0	9	
Houston	33	6-10	0-0	0-0	11	3-0	0	2	4	3	12	
Central Michigan	29	4-7	0-0	0-0	4	2-0	0	1	1	0	8	
Coastal Carolina	22	4-6	0-0	0-0	5	3-0	0	3	0	1	8	
McNeese State	35	8-12	0-0	1-2	6	2-0	1	2	1	1	17	
Wichita St. (Bossier)	13	1-1	0-0	0-0	4	4-0	0	2	0	1	2	
North Texas	19	5-11	0-0	0-0	9	2-0	0	1	1	0	10	
Southern	27	2-6	0-0	1-1	6	2-0	3	1	1	3	5	
at Rice	29	3-8	0-0	1-5	9	4-0	0	2	0	1	7	
at Virginia	DNP -- injury											
at Auburn	7	1-3	0-0	0-2	6	0-0	0	1	2	1	2	
Arkansas	11	1-3	0-0	0-1	5	0-0	0	0	1	2	2	
at Kentucky	13	2-5	0-0	0-1	1	0-0	0	1	2	0	4	
Ole Miss	12	2-5	0-0	2-2	3	1-0	0	2	2	0	6	
at Tennessee	DNP -- injury											
at Alabama	DNP -- injury											
South Carolina	6	0-1	0-0	0-0	1	1-0	0	1	0	0	0	
Mississippi State	15	1-3	0-0	0-0	7	3-0	0	3	3	1	2	
at Ole Miss	20	5-10	0-0	0-0	1	5-1	0	0	2	1	10	
at Arkansas	22	3-6	0-0	0-0	5	1-0	0	3	2	1	6	
Alabama	10	1-3	0-0	0-2	8	4-0	0	0	1	1	2	
Florida												
at Miss. State												
Vanderbilt												
at Georgia												
Auburn												
SEC Tournament												

### Storm Warren's Career Stats

YEAR	GP-GS	MIN/AVG	FG-FGA	PCT.	3FG-FGA	PCT.	FT-FTA	PCT.	REB.-AVG	PF-FD	AST	TO	BLK	STL	PTS-AVG.
08-09	30-0	224-7.5	21-49	.429	0-0	.000	19-39	.487	53-1.8	32-1	6	9	15	12	61-2.0
09-10	31-31	827-26.7	141-263	.536	0-0	.000	84-123	.683	223-7.2	104-5	13	46	44	33	366-11.8
10-11	23-16	450-19.6	64-137	.467	0-0	.000	11-25	.440	132-5.7	55-2	8	32	30	27	139-6.0
<b>Totals</b>	<b>84-47</b>	<b>1501-17.9</b>	<b>226-449</b>	<b>.503</b>	<b>0-0</b>	<b>.000</b>	<b>114-187</b>	<b>.610</b>	<b>408-4.9</b>	<b>191-8</b>	<b>27</b>	<b>87</b>	<b>89</b>	<b>72</b>	<b>566-6.7</b>



# Daron Populist

Guard \* 5-10 \* 170 \* Sophomore \* 1L \* Slidell, La. (Salmen HS)

# 25

### Top Performances

#### Points

Season: 6, vs. Centenary, 11/24/10  
 Career: 8, vs. Arkansas, 2/24/10

#### Rebounds

Season: 2, twice  
 Career: 2, four times

#### Field Goals Made

Season: 2, vs. Centenary, 11/24/10  
 Career: 2, twice

#### 3 PT FG Made

Season: 2, vs. Centenary, 11/24/10  
 Career: 2, twice

#### Free Throws Made

Season: 2, at Arkansas, 2/2/11  
 Career: 2, twice

#### Assists

Season: 2, vs. NW St., 11/12/10  
 Career: 2, three times

#### Blocks

Season:  
 Career:

#### Steals

Season:  
 Career: 1, vs. Georgia, 3/6/10

#### Minutes Played

Season: 13, vs. Centenary, 11/24/10  
 Career: 23, twice

### Top Career Scoring Games

1. 8 vs. Arkansas, 2/24/10
2. 6 vs. Centenary, 11/24/10
3. 4 at Mississippi State, 1/30/10
4. 3 vs. Georgia, 3/6/10
4. 3 vs. Tennessee, 2/4/10
6. 2 at Arkansas, 2/2/11
6. 2 vs. UT-Martin, 11/18/10
6. 2 at Arkansas, 2/10/10
9. 1 at Ole Miss, 2/9/11

### Sophomore Season (2010-11)

Played 13 minutes versus Centenary (11/24), scoring six points, hitting two treys

### Populist's Game-by-Game Statistics

#### 2009-10

OPPONENT	MIN	FG	3FG	FT	REB	PF/D	A	TO	BLK	STL	PTS
Northwestern State	3	0-0	0-0	0-0	0	1-0	2	0	0	0	0
Nicholls	7	0-1	0-0	0-0	0	4-0	0	3	0	0	0
Tennessee-Martin	8	1-1	0-0	0-0	2	2-0	1	0	0	0	2
Memphis (Tupelo)	DNP										
Centenary	13	2-5	2-4	0-0	2	1-0	1	0	0	0	6
at South Alabama	4	0-1	0-0	0-0	1	0-0	1	0	0	0	0
Houston	DNP										
Central Michigan	4	0-0	0-0	0-0	0	0-0	1	0	0	0	0
Coastal Carolina	DNP										
McNeese State	DNP										
Wichita St. (Bossier)	DNP										
North Texas	DNP										
Southern	3	0-0	0-0	0-0	0	0-0	0	0	0	0	0
at Rice	3	0-1	0-1	0-0	0	2-0	0	0	0	0	0
at Virginia	1	0-0	0-0	0-0	0	0-0	0	0	0	0	0
at Auburn	DNP										
Arkansas	DNP										
at Kentucky	DNP										
Ole Miss	3	0-1	0-1	0-0	0	0-0	0	0	0	0	0
at Tennessee	3	0-1	0-1	0-0	1	0-0	0	0	0	0	0
at Alabama	2	0-0	0-0	0-0	0	0-0	0	0	0	0	0
South Carolina	DNP										
Mississippi State	1	0-0	0-0	0-0	0	0-0	0	0	0	0	0
at Ole Miss	5	0-3	0-2	1-2	1	1-0	0	0	0	0	1
at Arkansas	6	0-0	0-0	2-2	1	0-0	1	0	0	0	2
Alabama	DNP										
Florida											
at Miss. State											
Vanderbilt											
at Georgia											
Auburn											
SEC Tournament											

### Daron Populist's Career Stats

YEAR	GP-GS	MIN/AVG	FG-FGA	PCT.	3FG-FGA	PCT.	FT-FTA	PCT.	REB.-AVG	PF-FO	AST	TO	BLK	STL	PTS-AVG.
09-10	16-0	156-9.8	6-21	.286	5-16	.313	3-4	.750	8-0.5	7-0	9	9	0	1	20-1.3
10-11	15-0	66-4.4	3-14	.214	2-9	.222	3-4	.750	8-0.5	11-0	7	3	0	0	11-0.7
<b>Totals</b>	<b>31-0</b>	<b>222-7.2</b>	<b>9-35</b>	<b>.257</b>	<b>7-25</b>	<b>.280</b>	<b>6-8</b>	<b>.750</b>	<b>16-0.5</b>	<b>18-0</b>	<b>16</b>	<b>12</b>	<b>0</b>	<b>1</b>	<b>31-1.0</b>



# Aaron Dotson

Guard \* 6-4 \* 205 \* Sophomore \* 1 L \* Seattle, Wash. (Rainier Beach HS)

# 45

## Top Performances

### Points

Season: 17, vs. NW St., 11/12/10  
 Career: 17, vs. NW St., 11/12/10

### Rebounds

Season: 8, vs. Arkansas, 1/12/11  
 Career: 8, vs. Arkansas, 1/12/11

### Field Goals Made

Season: 5, twice  
 Career: 5, twice

### 3 PT FG Made

Season: 4, at S. Alabama, 11/28/10  
 Career: 4, at S. Alabama, 11/28/10

### Free Throws Made

Season: 7, vs. NW St., 11/12/10  
 Career: 7, vs. NW St., 11/12/10

### Assists

Season: 4, three times  
 Career: 5, vs. McNeese, 1/4/10

### Blocks

Season: 2, vs. Nicholls, 11/16/10  
 Career: 2, tjree to,es

### Steals

Season: 2, vs. Memphis, 11/21/10  
 Career: 2, vs. Memphis, 11/21/10

### Minutes Played

Season: 39, at S. Alabama, 11/28/10  
 Career: 39, at S. Alabama, 11/28/10

## Top Career Scoring Games

1. 17 vs. Northwestern State, 11/12/10
2. 15 at S. Alabama, 11/28/10
3. 13 vs. UT-Martin, 11/18/10
4. 12 vs. Memphis, 11/21/10
5. 11 vs. Washington State, 12/22/09
6. 10 vs. Miss. State, 2/5/11
6. 10 at Kentucky, 1/15/11
6. 10 vs. McNeese, 1/4/10
6. 10 vs. Rice, 12/19/09
10. 9 vs. Coastal Carolina, 12/13/10
10. 9 vs. C. Michigan, 12/11/10

## Sophomore Season (2010-11)

Had a career high of 17 points in the season opener against NW St. (11/12) .. Hit two treys for second straight game against Centenary (11/24), 4-of-last-5 from arc ... In six games has made more threes (8) than last year (7) ... Made four at South Alabama (11/28) ... Career high of 8 rebounds against Arkansas (1/12) ... First double figure game since Nov. 28 with 10 at Kentucky (1/15) ... Second time with eight rebounds against Miss. State (2/5)

## Dotson's Game-by-Game Statistics

### 2010-11

OPPONENT	MIN	FG	3FG	FT	REB	PF/D	A	TO	BLK	STL	PTS
Northwestern State	27	5-5	0-0	7-8	3	4-0	0	1	1	2	17
Nicholls	21	1-2	0-0	2-2	2	3-0	0	2	0	0	5
Tennessee-Martin	19	4-8	0-1	5-6	6	3-0	2	3	0	0	13
Memphis (Tupelo)	37	3-7	2-2	4-7	4	2-0	4	4	0	2	12
Centenary	20	3-5	2-3	0-0	1	1-0	4	1	0	0	8
at South Alabama	39	5-9	4-5	1-2	3	5-1	4	1	0	0	15
Houston	31	3-6	2-2	0-0	3	3-0	2	0	1	0	8
Central Michigan	34	2-4	0-1	5-6	0	3-0	2	2	0	1	9
Coastal Carolina	37	2-8	1-3	4-6	5	2-0	3	5	1	0	9
McNeese State	31	1-7	0-3	5-5	3	2-0	3	1	1	0	7
Wichita St. (Bossier)	25	1-3	0-0	0-0	2	4-0	2	0	0	0	2
North Texas	25	0-3	0-1	0-2	1	2-0	1	0	0	0	0
Southern	20	1-3	0-0	4-4	4	2-0	3	0	0	1	6
at Rice	18	1-2	0-0	0-1	1	5-1	0	2	0	0	2
at Virginia	27	1-7	1-2	4-4	4	3-0	1	1	1	0	7
at Auburn	23	1-5	0-1	0-1	4	2-0	0	3	0	2	2
Arkansas	27	0-2	0-2	3-4	8	0-0	1	4	0	0	3
at Kentucky	35	2-6	0-3	6-9	4	3-0	0	2	0	2	10
Ole Miss	27	1-3	0-1	3-3	2	1-0	3	3	0	1	5
at Tennessee	26	1-5	1-3	2-2	3	3-0	3	1	0	0	5
at Alabama	16	1-3	0-1	1-2	4	3-0	0	2	0	0	3
South Carolina	31	3-8	1-4	1-3	3	4-0	2	3	0	1	8
Mississippi State	33	3-8	1-4	3-4	4	3-0	0	1	0	0	10
at Ole Miss	6	0-0	0-0	0-0	0	3-0	1	2	0	0	0
at Arkansas	11	1-1	0-0	0-0	1	2-0	0	1	0	1	2
Alabama	14	1-3	0-0	2-5	1	0-0	1	2	0	0	4
Florida											
at Miss. State											
Vanderbilt											
at Georgia											
Auburn											
SEC Tournament											

## Aaron Dotson's Career Stats

YEAR	GP-GS	MIN/AVG	FG-FGA	PCT.	3FG-FGA	PCT.	FT-FTA	PCT.	REB.-AVG	PF-FO	AST	TO	BLK	STL	PTS-AVG.
09-10	29-17	539-18.6	32-109	.294	7-46	.152	23-43	.535	48-1.7	61-3	29	33	12	12	93-3.2
10-11	26-21	660-25.4	47-123	.382	15-43	.349	63-88	.716	76-2.9	69-2	43	49	7	13	172-6.6
<b>Totals</b>	<b>55-38</b>	<b>1199-21.8</b>	<b>79-232</b>	<b>.341</b>	<b>22-89</b>	<b>.247</b>	<b>86-131</b>	<b>.656</b>	<b>123-2.3</b>	<b>130-5</b>	<b>72</b>	<b>82</b>	<b>19</b>	<b>25</b>	<b>266-4.8</b>

# The Last Time LSU ...

## ALL GAMES

### Scoring

Less Than 50 points	46 -- at Alabama (46-70), 1/29/11
50 or more points	56 -- vs. Alabama (56-67), 2/17/11
60 or more points	61 -- at Arkansas (61-80), 2/12/11
70 or more points	78 -- vs. McNeese (78-66, ot), 12/16/10
80 or more points	80 -- at S. Alabama (80-65), 11/28/10
90 or more points	97 -- at Miss. State (97-94), 2/11/09
100 or more points	104 -- vs. Nicholls State (104-57), 11/21/05

### Opponents Scoring

Less than 50 points	41 -- by Southern, (41-62), 12/27/10
50 or more points	67 -- by Alabama (67-56), 2/17/11
60 or more points	67 -- by Alabama (67-56), 2/17/11
70 or more points	80 -- by Arkansas (80-61), 2/12/11
80 or more points	80 -- by Arkansas (80-61), 2/12/11
90 or more points	94-- by Miss. State (94-97), 2/11/09
100 or more points	101 -- by Ohio State (101-113), 1-15-05

### Field Goal Percentage

Shot 29 percent or less	26.2 -- at Kentucky (17-65), 1/15/11
Shot 30 percent or more	42.6 -- vs. Alabama (20-47), 2/17/11
Shot 40 percent or more	42.6 -- vs. Alabama (20-47), 2/17/11
Shot 50 percent or more	50.0 -- vs. Houston (26-52), 11/30/10
Shot 60 percent or more	60.0 -- vs. NW State (24-40), 11/12/10
Shot 70 percent or more	70.3 -- vs. Centenary (45-64), 1-15-03

### Opponents Field Goal Percentage

Shot 29 percent or less	28.3 -- by Centenary (13-46), 11/24/10
Shot 30 percent or more	43.1 -- by Alabama (25-58), 2/17/11
Shot 40 percent or more	43.1 -- by Alabama (25-58), 2/17/11
Shot 50 percent or more	62.2 -- by Ole Miss (28-45), 1/22/11
Shot 60 percent or more	62.2 -- by Ole Miss (28-45), 1/22/11

### Three-Point FG Percentage

Shot less than 10 pct	7.7 -- vs. Arkansas (1-13), 1/12/11
Shot 10 percent or more	30.0 -- vs. Alabama (3-10), 2/17/11
Shot 20 percent or more	30.0 -- vs. Alabama (3-10), 2/17/11
Shot 30 percent or more	30.0 -- vs. Alabama (3-10), 2/17/11
Shot 40 percent or more	42.9 -- at Rice (12-28), 12/29/10
Shot 50 percent or more	70.6 -- at S. Alabama (12-17), 11/28/10
Shot 60 percent or more	70.6 -- at S. Alabama (12-17), 11/28/10

### Opponents Three-Point FG Percentage

Shot less than 10 pct	7.1 -- by Georgia (1-14), 1/25/06
Shot 10 percent or more	33.3 -- by Alabama (2-6), 2/17/11
Shot 20 percent or more	33.3 -- by Alabama (2-6), 2/17/11
Shot 30 percent or more	33.3 -- by Alabama (2-6), 2/17/11
Shot 40 percent or more	58.3 -- by Arkansas (7-12), 2/12/11
Shot 50 percent or more	58.3 -- by Arkansas (7-12), 2/12/11
Shot 60 percent or more	60.0 -- by McNeese State (9-15), 12/22/08

### Free Throw Percentage

Shot less than 50 pct	46.7 -- at Ole Miss (7-15), 1/12/08
Shot 50 percent or more	56.5 -- vs. Alabama (13-23), 2/17/11
Shot 60 percent or more	77.8 -- at Arkansas (14-18), 2/12/11
Shot 70 percent or more	77.8 -- at Arkansas (14-18), 2/12/11
Shot 80 percent or more	90.0 -- vs. Georgia (9-10), 3/6/10
Shot 90 percent or more	90.0 -- vs. Georgia (9-10), 3/6/10
Shot 100 percent	100.0 -- vs. Grambling State (4-4), 12/13/08

### Rebounds

Had less than 20 rebounds	19 -- vs. Ole Miss, 1/22/11
Had 20 or more rebounds	35 -- vs. Alabama, 2/17/11
Had 30 or more rebounds	35 -- vs. Alabama, 2/17/11
Had 40 or more rebounds	42 -- at Kentucky, 1/15/11
Had 50 or more rebounds	52 -- vs. UT-Martin, 11/18/10
Had 60 or more rebounds	60 -- vs. Troy State, 12-22-98

### Opponent Rebounds

Less than 20 rebounds	17 -- vs. Nicholls State, 12/17/08
Had 20 or more rebounds	33 -- by Alabama, 3/17/11
Had 30 or more rebounds	33 -- by Alabama, 2/17/11
Had 40 or more rebounds	43 -- by Alabama, 1/29/11
Had 50 or more rebounds	50 -- by Kentucky, 1/15/11

### Assists

Less than 5 assists	4 -- vs. Alabama, 1-27-10
5 assists or more	11 -- vs. Alabama, 2/17/11
10 assists or more	11 -- vs. Alabama, 2/17/11
15 assists or more	16 -- vs. Southern, 12/27/10
20 assists or more	22 -- vs. McNeese, 1/4/10
25 assists or more	26 -- vs. Troy, 11/30/08
30 or more assists	33 -- vs. Georgia State, 12-28-94

### Opponent Assists

Less than 5 assists	2 -- by Southern, 12/27/10
5 assists or more	5 -- by Alabama, 2/17/11
10 assists or more	12 -- by Arkansas, 2/12/11
15 assists or more	20 -- by Tennessee, 1/26/11
20 assists or more	20 -- by Tennessee, 1/26/11
25 assists or more	28 -- by Fresno State, 11/26/99
30 assists or more	33 -- by Kentucky, 1-16-96

### Blocks

0 blocks	0 -- at Rice, 12/29/10
1 or more blocks	2 -- vs. Alababma, 2/17/11
5 or more blocks	5 -- at Ole Miss, 2/9/11
10 or more blocks	11 -- vs. Ole Miss, 2/14/09
15 or more blocks	16 -- vs. Alcorn State, 11/20/08

### Opponent Blocks

0 blocks	0 -- by Western Kentucky, 11/17/09
1 or more blocks	1 -- by Alabama, 2/17/11
5 or more blocks	6 -- vs. S. Carolina, 2/2/11
10 or more blocks	11 -- by UConn, 1/6/07

### Steals

0 steals	0 -- vs. Georgia Tech, 3-17-90
1 or more steals	6 -- vs. Alabama, 2/17/11
5 or more steals	6 -- vs. Alabama, 2/17/11
10 or more steals	10 -- vs. Houston, 11/30/10
15 or more steals	22 -- vs. Arkansas, 2-17-01

### Opponent Steals

0 steals	0 -- by Washington State, 12/27/08
1 or more steals	9 -- by Alabama, 2/17/11
5 or more steals	9 -- by Alabama, 2/17/11
10 or more steals	10 -- by Kentucky, 1/15/11
15 or more steals	16 -- by Miami (Fla.), 12-27-01

# The Last Time An LSU Player...

## ALL GAMES

Scored 20 or more points .....	21	Ralston Turner, vs. Wichita State, 12/18/10
Scored 25 or more points.....	26	Bo Spencer, at Auburn, 2/27/10
Scored 30 or more points .....	38	Tasmin Mitchell, vs. Auburn, 1/20/10
Scored 35 or more points.....	38	Tasmin Mitchell, vs. Auburn, 1/20/10
Scored 40 or more points .....	41	Tasmin Mitchell, at Miss State, 2/11/09
Scored 45 or more points .....	46	Chris Jackson, vs. Vanderbilt, 2-18-90
Scored 50 or more points .....	51	Chris Jackson, vs. Texas, 1-2-90
Scored 55 or more points .....	55	Chris Jackson, vs. Ole Miss, 3-4-89
Scored 60 or more .....	64	Pete Maravich, vs. Kentucky, 2-21-70
Scored double figures in 5 straight games.....	7	Andre Stringer, 11/12/10 to 11/28/10
Scored double figures in 10 straight games .....	15	Tasmin Mitchell, 11/27/09 to 1/23/10
Scored double figures in 15 straight games .....	15	Tasmin Mitchell, 11/27/09 to 1/23/10
Scored double figures in 20 straight games.....	48	Glen Davis, 3/5/05 to 12/17/06
Scored double figures in 25 straight games.....	48	Glen Davis, 3/5/05 to 12/17/06
Scored double figures in 30 straight games.....	48	Glen Davis, 3/5/05 to 12/17/06
Scored double figures in 35 straight games.....	48	Glen Davis, 3/5/05 to 12/17/06
Scored double figures in 40 straight games .....	48	Glen Davis, 3/5/05 to 12/17/06
Scored double figures in 45 or more straight game .....	48	Glen Davis, 3/5/05 to 12/17/06
Scored 20 points or more in 2 straight games .....	2	Ralston Turner, 23 vs. McNeese (12/16/10); 21 vs. Wichita St. (12/18/10)
Scored 20 points or more in 3 straight games .....	3	Bo Spencer, 22 vs. Rice (12/19/09); 23 vs. Washington State (12/22/09); 20 at Xavier (12/29/09)
.....		
Scored 20 points or more in 4 straight games .....	4	Tasmin Mitchell, 26 vs. Louisiana-Lafayette (12/1/09); 24 vs. Northwestern State (12/12/09); 24 vs. Southeastern Louisiana (12/14/09); 27 vs. Nicholls State (12/17/09)
.....		
Scored 20 points or more in 5 straight games .....	6	Marcus Thornton, 25 at Ole Miss (1/12/08); 27 vs. Auburn (1/16/08); 27 at Vandy (1/19/08); 20 vs. Arkansas (1/26/08); 38 at Auburn (1/30/08); 22 vs. Alabama (2/2/08)
.....		
Scored 30 points or more in consecutive games.....	2	Marcus Thornton, 31 vs. Miss. State (1/21/09); 30 vs. Xavier (1/24/09)
.....		
Made 10-14 field goals in a game .....	10	Tasmin Mitchell, at Miss. State, 1/30/10
Made 15 or more field goals in a game.....	15	Tasmin Mitchell, vs. Auburn, 1/20/10
Attempted 15-19 field goals in a game .....	16	Andre Stringer, at Kentucky, 1/15/11
.....	16	Garrett Green, at Kentucky, 1/15/11
Attempted 20-24 field goals in a game .....	21	Tasmin Mitchell, vs. Georgia, 3/6/10
Attempted 25-29 field goals in a game .....	27	Marcus Thornton, at Miss. State, 3/8/08
Attempted 30 or more field goals in a game .....	34	Ronnie Henderson, vs. Oklahoma State, 12-20-94
Made 5 three pointers in a game .....	5	Matt Derenbecker, at Ole Miss, 2/9/11
Made 6-9 three pointers in a game.....	6	Marcus Thornton, vs. Florida, 2/24/09
Made 10 or more three pointers in a game.....	10	Chris Jackson, vs. Tennessee, 2-10-90
Attempted 7 three pointers in a game.....	7	Ralston Turner, at Ole Miss, 2/9/11
.....	7	Matt Derenbecker, at Ole Miss, 2/9/11
Attempted 8-10 three pointers in a game .....	10	Andre Stringer, vs. Miss. State, 2/5/11
Attempted 11 or more three pointers in a game .....	11	Andre Stringer, at Auburn, 1/8/11

# The Last Time An LSU Player...

## ALL GAMES

Had 10 or more rebounds .....	11 Malcolm White, at Ole Miss, 2/9/11
Had 15 or more rebound .....	15 Malcolm White, vs. UT-Martin, 11/18/10
Had 20 or more rebounds .....	21 Jaime Lloreda, vs. McNeese State, 11-24-03
Had 10 or more rebounds in 2 straight games .....	2 Storm Warren, 14 vs. Nicholls, 11/16/10; 11 vs. UT-Martin, 11/18/10
Had 10 or more rebounds in 3 straight games .....	3 Tasmin Mitchell, 10 at Alabama, 1/27/10; 10 at Miss. State, 1/30/10; 17 vs. Tennessee, 2/4/10
.....	
Had 10 or more rebounds in 4 straight games .....	4 Tasmin Mitchell, 11 vs. Ole Miss, 1/23/10; 10 at Alabama, 1/27/10; 10 at Miss. State, 1/30/10; 17 vs. Tennessee, 2/4/10
.....	
Had 10 or more rebounds in 5 straight games .....	5 Tasmin Mitchell, 10 vs. Auburn, 1/20/10; 11 vs. Ole Miss, 1/23/10; 10 at Alabama, 1/27/10; 10 at Miss. State, 1/30/10; 17 vs. Tennessee, 2/4/10
.....	
Had 10 or more rebounds in 6 or more games.....	8 Glen Davis, 11 at Alabama, 2/4/06; 16 vs. Arkansas, 2/8/06; 15 at Florida, 2/11/06; 13 vs. Miss. State, 2/15/06; 11 at Auburn, 2/18/06; 11 at Vandy, 2/22/06; 15 vs. Kentucky, 2/25/06; 10 at S. Carolina, 2/28/06
.....	
.....	
Had 9 offensive rebounds in a game.....	9 Malcolm White, vs. UT-Martin, 11/18/10
Had 10 defensive rebounds in a game.....	12 Storm Warren, vs. Nicholls, 11/16/10
.....	
Had 5 or more assists.....	5 Andre Stringer, at Ole Miss, 2/9/11
Had 8 or more assists.....	8 Chris Bass, at Rice, 12/29/10
Had 10 or more assists .....	12 Torris Bright, vs. McNeese State, 12-7-02
Had 15 or more assists .....	18 Randy Livingston, vs. George Mason, 12-3-94
.....	
Had 3 or more blocks in a game .....	3 Storm Warren, vs. Miss. State, 2/5/11
Had 5 or more blocks in a game .....	6 Malcolm White, at Alabama, 1/29/11
Had 8 or more blocks in a game.....	9 Tyrus Thomas, vs. Tennessee, 1/14/06
Had 10 or more blocks in a game.....	11 Stromile Swift, vs. Alabama, 2-10-99
.....	
.....	
Had 3 or more steals in a game.....	3 Andre Stringer, vs. Alabama, 2/17/11
Had 5 or more steals in a game.....	5 Chris Bass, vs. Northwestern St., 11/12/10
Had 8 or more steals in a game .....	8 Clarence Ceasar, vs. Auburn, 1-8-94
Had 10 or more steals in a game .....	10 Shawn Griggs, vs. Tennessee, 2-23-91
.....	
.....	
Had a double-double .....	Garrett Green, vs. Arkansas, 1/12/11
Had a double-double in 2 straight games .....	Tasmin Mitchell, at Miss. State, 26 pts-10 reb., 1/30/10; vs. Tennessee, 13 pts-17 reb., 2/4/10
.....	
Had a double-double in 3 or more straight games.....	3 Storm Warren, vs. Northwestern State, 21 pts-16 reb., 12/12/09; vs. Southeastern La. 14 pts-12 reb, 12/14/09; vs. Nicholls St., 13 pts-11 reb., vs. 12/17/09
.....	
.....	
Had a double-double in 4 or more straight games .....	4 Storm Warren, vs. UL-Lafayette, 18 pts-16 reb., 12/1/09; vs. Northwestern State, 21 pts-16 reb., 12/1/09; vs. Southeastern La. 14 pts-12 reb., 12/14/09; vs. Nicholls State, 13 pts-11 reb., 12/17/09
.....	
.....	
Had a triple-double .....	Shaquille O'Neal, 26 pts-13 reb-11 blks, vs. BYU, 3-19-92
.....	
.....	
Played 40 minutes in a game.....	40 Malcom White, vs. McNeese, 12/16/10
.....	41 Ralston Turner, vs. McNeese, 12/16/10
Played 41 or more in a game .....	41 Ralston Turner, vs. McNeese, 12/16/10
Played 50 or more minutes in a game .....	54 Maurice Carter, vs. Alabama, 2-10-99



**THE STAT CREW SYSTEM**  
**LSU Season Schedule/Results & Leaders (as of Feb 17, 2011)**  
**All games**

<b>RECORD:</b>	<b>OVERALL</b>	<b>HOME</b>	<b>AWAY</b>	<b>NEUTRAL</b>
ALL GAMES	10-16	8-7	2-7	0-2
CONFERENCE	2-9	1-4	1-5	0-0
NON-CONFERENCE	8-7	7-3	1-2	0-2

<b>Date</b>	<b>Opponent</b>	<b>Score</b>	<b>Att.</b>	<b>High Points</b>	<b>High Rebounds</b>
11/12/10	NORTHWESTERN STATE	W 87-78	7842	(21)STRINGER, Andre (21)TURNER, Ralston	(6)GREEN, Garrett
11/16/10	NICHOLLS STATE	53-62 L	6913	(14)DERENBECKER, Matt (14)STRINGER, Andre	(14)WARREN, Storm
11/18/10	TENNESSEE-MARTIN	W 79-56	6607	(15)STRINGER, Andre	(15)WHITE, Malcolm
11/21/10	vs Memphis	61-70 L	7941	(13)STRINGER, Andre	(8)LUDWIG, Eddie
11/24/10	CENTENARY	W 78-36	6742	(16)STRINGER, Andre	(9)GREEN, Garrett
11/28/10	at South Alabama	W 80-65	3653	(21)STRINGER, Andre	(5)GREEN, Garrett
11/30/10	HOUSTON	W 73-57	6688	(15)TURNER, Ralston	(11)WARREN, Storm
12/11/10	CENTRAL MICHIGAN	W 59-55	6898	(12)WHITE, Malcolm	(7)TURNER, Ralston
12/13/10	COASTAL CAROLINA	69-78 Lot	6425	(16)STRINGER, Andre	(6)TURNER, Ralston
12/16/10	MCNEESE STATE	Wot 78-66	6445	(23)TURNER, Ralston	(9)WHITE, Malcolm
12/18/10	vs Wichita State	69-70 L	2165	(21)TURNER, Ralston	(13)GREEN, Garrett
12/22/10	NORTH TEXAS	55-75 L	7017	(12)WHITE, Malcolm	(9)WARREN, Storm
12/27/10	SOUTHERN	W 62-41	6739	(16)WHITE, Malcolm	(11)WHITE, Malcolm
12/29/10	at Rice	68-74 L	3358	(19)STRINGER, Andre	(9)WARREN, Storm
01/02/11	at Virginia	50-64 L	10049	(12)GREEN, Garrett	(6)WHITE, Malcolm
01/08/11	*at Auburn	W 62-55	6873	(18)GREEN, Garrett	(8)DERENBECKER, Matt
01/12/11	*ARKANSAS	W 56-53	7023	(13)WHITE, Malcolm	(10)GREEN, Garrett
1/15/11	*at Kentucky	44-82 L	24330	(13)GREEN, Garrett	(9)GREEN, Garrett
01/22/11	*OLE MISS	51-78 L	8060	(14)DERENBECKER, Matt	(5)DERENBECKER, Matt
01/26/11	*at Tennessee	53-75 L	18991	(13)DERENBECKER, Matt	(10)WHITE, Malcolm
01/29/11	*at Alabama	46-70 L	15383	(13)STRINGER, Andre	(7)LUDWIG, Eddie
02/02/11	*SOUTH CAROLINA	56-64 L	7311	(19)STRINGER, Andre	(9)GREEN, Garrett
02/05/11	*MISSISSIPPI STATE	57-58 L	7938	(15)STRINGER, Andre	(9)WHITE, Malcolm
02/09/11	*at Ole Miss	60-66 L	2112	(19)DERENBECKER, Matt	(11)WHITE, Malcolm
02-12-11	*at Arkansas	61-80 L	12933	(13)DERENBECKER, Matt	(5)LUDWIG, Eddie
02/17/11	*ALABAMA	56-67 L	7830	(17)TURNER, Ralston	(8)WARREN, Storm

\* - Conference game

<b>Attendance Summary</b>	<b>Games</b>	<b>Attend</b>	<b>Avg/Game</b>
Home	15	106478	7099
Away	9	97682	10854
Neutral	2	10106	5053
Total	26	214266	8241

**THE STAT CREW SYSTEM**  
**LSU Combined Team Statistics (as of Feb 17, 2011)**  
**All games**

<b>RECORD:</b>	<b>OVERALL</b>	<b>HOME</b>	<b>AWAY</b>	<b>NEUTRAL</b>
ALL GAMES	10-16	8-7	2-7	0-2
CONFERENCE	2-9	1-4	1-5	0-0
NON-CONFERENCE	8-7	7-3	1-2	0-2

##	Player	gp-gs	min	avg	Total		3-Point		F-Throw		Rebounds				pf	dq	a	to	blk	stl	pts	avg
					fg-fga	fg%	3fg-fga	3fg%	ft-fga	ft%	off	def	tot	avg								
22	TURNER, Ralston	21-21	629	30.0	88-223	.395	41-122	.336	44-66	.667	10	49	59	2.8	49	2	31	46	4	11	261	12.4
10	STRINGER, Andre	26-24	805	31.0	85-248	.343	48-156	.308	90-118	.763	12	49	61	2.3	55	1	76	67	4	31	308	11.8
05	WHITE, Malcolm	26-25	637	24.5	85-181	.470	0-0	.000	52-86	.605	56	87	143	5.5	79	4	7	50	34	9	222	8.5
21	DERENBECKER, Matt	26-10	564	21.7	64-162	.395	30-92	.326	19-26	.731	8	47	55	2.1	41	0	30	27	1	16	177	6.8
03	GREEN, Garrett	26-5	489	18.8	71-161	.441	5-19	.263	28-61	.459	49	90	139	5.3	63	2	10	32	12	16	175	6.7
45	DOTSON, Aaron	26-21	660	25.4	47-123	.382	15-43	.349	63-88	.716	24	52	76	2.9	69	2	43	49	7	13	172	6.6
24	WARREN, Storm	23-16	450	19.6	64-137	.467	0-0	.000	11-25	.440	50	82	132	5.7	55	2	8	32	30	27	139	6.0
13	LUDWIG, Eddie	26-6	418	16.1	27-65	.415	2-6	.333	42-55	.764	28	55	83	3.2	45	2	20	29	2	16	98	3.8
04	BASS, Chris	26-2	432	16.6	16-56	.286	1-7	.143	9-18	.500	10	45	55	2.1	23	0	64	38	1	14	42	1.6
14	COURTNEY, Jalen	15-0	72	4.8	5-12	.417	2-4	.500	4-6	.667	2	6	8	0.5	7	0	0	2	1	0	16	1.1
25	POPULIST, Daron	15-0	66	4.4	3-14	.214	2-9	.222	3-4	.750	0	8	8	0.5	11	0	7	3	0	0	11	0.7
15	HARRIS, Dennis	4-0	28	7.0	1-4	.250	0-0	.000	0-0	.000	1	4	5	1.3	5	0	0	2	2	2	2	0.5
Team												59	40	99		1		7				
Total.....		26	5250		556-1386	.401	146-458	.319	365-553	.660	309	614	923	35.5	503	15	296	384	98	155	1623	62.4
Opponents.....		26	5250		582-1437	.405	140-428	.327	391-554	.706	325	611	936	36.0	495	8	228	339	104	196	1695	65.2

<b>TEAM STATISTICS</b>	<b>LSU</b>	<b>OPP</b>	<b>Date</b>	<b>Opponent</b>		<b>Score</b>	<b>Att.</b>
SCORING	1623	1695	11/12/10	NORTHWESTERN STATE	w	87-78	7842
Points per game	62.4	65.2	11/16/10	NICHOLLS STATE	L	53-62	6913
Scoring margin	-2.8	-	11/18/10	TENNESSEE-MARTIN	w	79-56	6607
FIELD GOALS-ATT	556-1386	582-1437	11/21/10	vs Memphis	L	61-70	7941
Field goal pct	.401	.405	11/24/10	CENTENARY	w	78-36	6742
3 POINT FG-ATT	146-458	140-428	11/28/10	at South Alabama	w	80-65	3653
3-point FG pct	.319	.327	11/30/10	HOUSTON	w	73-57	6688
3-pt FG made per game	5.6	5.4	12/11/10	CENTRAL MICHIGAN	w	59-55	6898
FREE THROWS-ATT	365-553	391-554	12/13/10	COASTAL CAROLINA	Lot	69-78	6425
Free throw pct	.660	.706	12/16/10	MCNEESE STATE	Wot	78-66	6445
F-Throws made per game	14.0	15.0	12/18/10	vs Wichita State	L	69-70	2165
REBOUNDS	923	936	12/22/10	NORTH TEXAS	L	55-75	7017
Rebounds per game	35.5	36.0	12/27/10	SOUTHERN	w	62-41	6739
Rebounding margin	-0.5	-	12/29/10	at Rice	L	68-74	3358
ASSISTS	296	228	01/02/11	at Virginia	L	50-64	10049
Assists per game	11.4	8.8	* 01/08/11	at Auburn	w	62-55	6873
TURNOVERS	384	339	* 01/12/11	ARKANSAS	w	56-53	7023
Turnovers per game	14.8	13.0	* 1/15/11	at Kentucky	L	44-82	24330
Turnover margin	-1.7	-	* 01/22/11	OLE MISS	L	51-78	8060
Assist/turnover ratio	0.8	0.7	* 01/26/11	at Tennessee	L	53-75	18991
STEALS	155	196	* 01/29/11	at Alabama	L	46-70	15383
Steals per game	6.0	7.5	* 02/02/11	SOUTH CAROLINA	L	56-64	7311
BLOCKS	98	104	* 02/05/11	MISSISSIPPI STATE	L	57-58	7938
Blocks per game	3.8	4.0	* 02/09/11	at Ole Miss	L	60-66	2112
ATTENDANCE	106478	107788	* 02-12-11	at Arkansas	L	61-80	12933
Home games-Avg/Game	15-7099	9-10854	* 02/17/11	ALABAMA	L	56-67	7830
Neutral site-Avg/Game	-	2-5053					

\* - Conference game

<b>Score by Periods</b>	<b>1st</b>	<b>2nd</b>	<b>OT</b>	<b>Totals</b>
LSU	783	817	23	1623
Opponents	764	911	20	1695

**THE STAT CREW SYSTEM**  
**LSU Combined Team Statistics (as of Feb 17, 2011)**  
**Conference games**

<b>RECORD:</b>	<b>OVERALL</b>	<b>HOME</b>	<b>AWAY</b>	<b>NEUTRAL</b>
ALL GAMES	2-9	1-4	1-5	0-0
CONFERENCE	2-9	1-4	1-5	0-0
NON-CONFERENCE	0-0	0-0	0-0	0-0

##	Player	gp-gs	min	avg	Total		3-Point		F-Throw		Rebounds				pf	dq	a	to	blk	stl	pts	avg
					fg-fga	fg%	3fg-fga	3fg%	ft-fta	ft%	off	def	tot	avg								
21	DERENBECKER, Matt	11-10	329	29.9	39-96	.406	18-55	.327	10-13	.769	4	30	34	3.1	18	0	15	17	0	11	106	9.6
22	TURNER, Ralston	6-6	167	27.8	21-53	.396	7-24	.292	7-12	.583	1	11	12	2.0	13	1	8	12	1	1	56	9.3
10	STRINGER, Andre	11-11	375	34.1	29-100	.290	15-70	.214	27-38	.711	7	19	26	2.4	20	0	35	29	0	14	100	9.1
03	GREEN, Garrett	11-3	271	24.6	37-84	.440	3-14	.214	15-31	.484	24	39	63	5.7	30	1	7	16	5	5	92	8.4
05	WHITE, Malcolm	11-11	265	24.1	36-83	.434	0-0	.000	18-28	.643	20	40	60	5.5	37	2	3	28	15	5	90	8.2
13	LUDWIG, Eddie	11-5	203	18.5	17-37	.459	2-4	.500	17-24	.708	11	27	38	3.5	20	0	10	16	2	5	53	4.8
45	DOTSON, Aaron	11-6	249	22.6	14-44	.318	3-19	.158	21-33	.636	11	23	34	3.1	24	0	11	24	0	7	52	4.7
24	WARREN, Storm	9-3	116	12.9	16-39	.410	0-0	.000	2-8	.250	14	23	37	4.1	15	1	0	11	15	7	34	3.8
14	COURTNEY, Jalen	4-0	26	6.5	2-4	.500	1-1	1.000	0-0	.000	0	2	2	0.5	2	0	0	1	1	0	5	1.3
04	BASS, Chris	11-0	179	16.3	4-27	.148	0-4	.000	3-3	1.000	4	19	23	2.1	9	0	23	15	0	2	11	1.0
25	POPULIST, Daron	6-0	20	3.3	0-5	.000	0-4	.000	3-4	.750	0	3	3	0.5	1	0	1	0	0	0	3	0.5
Team											23	14	37		1		1					
Total.....		11	2200		215-572	.376	49-195	.251	123-194	.634	119	250	369	33.5	190	5	113	170	39	57	602	54.7
Opponents.....		11	2200		261-620	.421	69-187	.369	157-209	.751	133	273	406	36.9	191	3	126	129	46	81	748	68.0

<b>TEAM STATISTICS</b>	<b>LSU</b>	<b>OPP</b>	<b>Date</b>	<b>Opponent</b>	<b>Score</b>	<b>Att.</b>
SCORING	602	748	* 01/08/11	at Auburn	w 62-55	6873
Points per game	54.7	68.0	* 01/12/11	ARKANSAS	w 56-53	7023
Scoring margin	-13.3	-	* 1/15/11	at Kentucky	L 44-82	24330
FIELD GOALS-ATT	215-572	261-620	* 01/22/11	OLE MISS	L 51-78	8060
Field goal pct	.376	.421	* 01/26/11	at Tennessee	L 53-75	18991
3 POINT FG-ATT	49-195	69-187	* 01/29/11	at Alabama	L 46-70	15383
3-point FG pct	.251	.369	* 02/02/11	SOUTH CAROLINA	L 56-64	7311
3-pt FG made per game	4.5	6.3	* 02/05/11	MISSISSIPPI STATE	L 57-58	7938
FREE THROWS-ATT	123-194	157-209	* 02/09/11	at Ole Miss	L 60-66	2112
Free throw pct	.634	.751	* 02-12-11	at Arkansas	L 61-80	12933
F-Throws made per game	11.2	14.3	* 02/17/11	ALABAMA	L 56-67	7830
REBOUNDS	369	406	* - Conference game			
Rebounds per game	33.5	36.9				
Rebounding margin	-3.4	-				
ASSISTS	113	126				
Assists per game	10.3	11.5				
TURNOVERS	170	129				
Turnovers per game	15.5	11.7				
Turnover margin	-3.7	-				
Assist/turnover ratio	0.7	1.0				
STEALS	57	81				
Steals per game	5.2	7.4				
BLOCKS	39	46				
Blocks per game	3.5	4.2				
ATTENDANCE	38162	80622				
Home games-Avg/Game	5-7632	6-13437				
Neutral site-Avg/Game	-	0-0				

<b>Score by Periods</b>	<b>1st</b>	<b>2nd</b>	<b>Totals</b>
LSU	308	294	602
Opponents	351	397	748

**THE STAT CREW SYSTEM**  
**LSU Category Leaders (as of Feb 17, 2011)**  
**All games**

<b>Points</b>	<b>G</b>	<b>Pts</b>	<b>Pts/G</b>	<b>Scoring Average</b>	<b>G</b>	<b>Pts</b>	<b>Avg/G</b>
STRINGER, Andre	26	308	11.8	TURNER, Ralston	21	261	12.4
TURNER, Ralston	21	261	12.4	STRINGER, Andre	26	308	11.8
WHITE, Malcolm	26	222	8.5	WHITE, Malcolm	26	222	8.5
DERENBECKER, Matt	26	177	6.8	DERENBECKER, Matt	26	177	6.8
GREEN, Garrett	26	175	6.7	GREEN, Garrett	26	175	6.7
DOTSON, Aaron	26	172	6.6	DOTSON, Aaron	26	172	6.6
WARREN, Storm	23	139	6.0	WARREN, Storm	23	139	6.0
LUDWIG, Eddie	26	98	3.8	LUDWIG, Eddie	26	98	3.8
BASS, Chris	26	42	1.6	BASS, Chris	26	42	1.6
COURTNEY, Jalen	15	16	1.1	COURTNEY, Jalen	15	16	1.1
POPULIST, Daron	15	11	0.7	POPULIST, Daron	15	11	0.7
HARRIS, Dennis	4	2	0.5	HARRIS, Dennis	4	2	0.5

<b>FG Percentage</b>	<b>FG</b>	<b>Att</b>	<b>Pct</b>	<b>Field Goal Attempts</b>	<b>G</b>	<b>Att</b>	<b>Att/G</b>
WHITE, Malcolm	85	181	.470	STRINGER, Andre	26	248	9.5
WARREN, Storm	64	137	.467	TURNER, Ralston	21	223	10.6
GREEN, Garrett	71	161	.441	WHITE, Malcolm	26	181	7.0
COURTNEY, Jalen	5	12	.417	DERENBECKER, Matt	26	162	6.2
LUDWIG, Eddie	27	65	.415	GREEN, Garrett	26	161	6.2
DERENBECKER, Matt	64	162	.395	<b>Field Goals Made</b>	<b>G</b>	<b>Made</b>	<b>Made/G</b>
TURNER, Ralston	88	223	.395	TURNER, Ralston	21	88	4.2
DOTSON, Aaron	47	123	.382	STRINGER, Andre	26	85	3.3
STRINGER, Andre	85	248	.343	WHITE, Malcolm	26	85	3.3
BASS, Chris	16	56	.286	GREEN, Garrett	26	71	2.7
HARRIS, Dennis	1	4	.250	WARREN, Storm	23	64	2.8
POPULIST, Daron	3	14	.214	DERENBECKER, Matt	26	64	2.5

<b>3-Point Percentage</b>	<b>3FG</b>	<b>Att</b>	<b>Pct</b>	<b>3-Point FG Attempts</b>	<b>G</b>	<b>Att</b>	<b>Att/G</b>
COURTNEY, Jalen	2	4	.500	STRINGER, Andre	26	156	6.0
DOTSON, Aaron	15	43	.349	TURNER, Ralston	21	122	5.8
TURNER, Ralston	41	122	.336	DERENBECKER, Matt	26	92	3.5
LUDWIG, Eddie	2	6	.333	DOTSON, Aaron	26	43	1.7
DERENBECKER, Matt	30	92	.326	GREEN, Garrett	26	19	0.7
STRINGER, Andre	48	156	.308	<b>3-Point FG Made</b>	<b>G</b>	<b>Made</b>	<b>Made/G</b>
GREEN, Garrett	5	19	.263	STRINGER, Andre	26	48	1.8
POPULIST, Daron	2	9	.222	TURNER, Ralston	21	41	2.0
BASS, Chris	1	7	.143	DERENBECKER, Matt	26	30	1.2
				DOTSON, Aaron	26	15	0.6
				GREEN, Garrett	26	5	0.2

<b>Free Throw Percent</b>	<b>FG</b>	<b>Att</b>	<b>Pct</b>	<b>Free Throw Attempts</b>	<b>G</b>	<b>Att</b>	<b>Att/G</b>
LUDWIG, Eddie	42	55	.764	STRINGER, Andre	26	118	4.5
STRINGER, Andre	90	118	.763	DOTSON, Aaron	26	88	3.4
POPULIST, Daron	3	4	.750	WHITE, Malcolm	26	86	3.3
DERENBECKER, Matt	19	26	.731	TURNER, Ralston	21	66	3.1
DOTSON, Aaron	63	88	.716	GREEN, Garrett	26	61	2.3
TURNER, Ralston	44	66	.667	<b>Free Throws Made</b>	<b>G</b>	<b>Made</b>	<b>Made/G</b>
COURTNEY, Jalen	4	6	.667	STRINGER, Andre	26	90	3.5
WHITE, Malcolm	52	86	.605	DOTSON, Aaron	26	63	2.4
BASS, Chris	9	18	.500	WHITE, Malcolm	26	52	2.0
GREEN, Garrett	28	61	.459	TURNER, Ralston	21	44	2.1
WARREN, Storm	11	25	.440	LUDWIG, Eddie	26	42	1.6

**THE STAT CREW SYSTEM**  
**LSU Category Leaders (as of Feb 17, 2011)**  
**All games**

<u>Rebounds</u>	<u>G</u>	<u>Reb</u>	<u>Reb/G</u>
WHITE, Malcolm	26	143	5.5
GREEN, Garrett	26	139	5.3
WARREN, Storm	23	132	5.7
LUDWIG, Eddie	26	83	3.2
DOTSON, Aaron	26	76	2.9

<u>Assists</u>	<u>G</u>	<u>No.</u>	<u>Ast/G</u>
STRINGER, Andre	26	76	2.9
BASS, Chris	26	64	2.5
DOTSON, Aaron	26	43	1.7
TURNER, Ralston	21	31	1.5
DERENBECKER, Matt	26	30	1.2

<u>Rebound Average</u>	<u>G</u>	<u>Reb</u>	<u>Avg/G</u>
WARREN, Storm	23	132	5.7
WHITE, Malcolm	26	143	5.5
GREEN, Garrett	26	139	5.3
LUDWIG, Eddie	26	83	3.2
DOTSON, Aaron	26	76	2.9

<u>Steals</u>	<u>G</u>	<u>No.</u>	<u>Stl/G</u>
STRINGER, Andre	26	31	1.2
WARREN, Storm	23	27	1.2
DERENBECKER, Matt	26	16	0.6
LUDWIG, Eddie	26	16	0.6
GREEN, Garrett	26	16	0.6

<u>Offensive Rebounds</u>	<u>G</u>	<u>No.</u>	<u>Avg/G</u>
WHITE, Malcolm	26	56	2.2
WARREN, Storm	23	50	2.2
GREEN, Garrett	26	49	1.9
LUDWIG, Eddie	26	28	1.1
DOTSON, Aaron	26	24	0.9

<u>Blocked Shots</u>	<u>G</u>	<u>No.</u>	<u>Blk/G</u>
WHITE, Malcolm	26	34	1.3
WARREN, Storm	23	30	1.3
GREEN, Garrett	26	12	0.5
DOTSON, Aaron	26	7	0.3
STRINGER, Andre	26	4	0.2
TURNER, Ralston	21	4	0.2

<u>Defensive Rebounds</u>	<u>G</u>	<u>No.</u>	<u>Avg/G</u>
GREEN, Garrett	26	90	3.5
WHITE, Malcolm	26	87	3.3
WARREN, Storm	23	82	3.6
LUDWIG, Eddie	26	55	2.1
DOTSON, Aaron	26	52	2.0

<u>Minutes</u>	<u>G</u>	<u>No.</u>	<u>Min/G</u>
STRINGER, Andre	26	805	31.0
DOTSON, Aaron	26	660	25.4
WHITE, Malcolm	26	637	24.5
TURNER, Ralston	21	629	30.0
DERENBECKER, Matt	26	564	21.7

<u>Fouls</u>	<u>G</u>	<u>No.</u>	<u>Per/G</u>
WHITE, Malcolm	26	79	3.0
DOTSON, Aaron	26	69	2.7
GREEN, Garrett	26	63	2.4
WARREN, Storm	23	55	2.4
STRINGER, Andre	26	55	2.1

<u>Turnovers</u>	<u>G</u>	<u>No.</u>	<u>TO/G</u>
STRINGER, Andre	26	67	2.6
WHITE, Malcolm	26	50	1.9
DOTSON, Aaron	26	49	1.9
TURNER, Ralston	21	46	2.2
BASS, Chris	26	38	1.5

<u>Foulouts</u>	<u>G</u>	<u>No.</u>
WHITE, Malcolm	26	4
TURNER, Ralston	21	2
GREEN, Garrett	26	2
WARREN, Storm	23	2
DOTSON, Aaron	26	2
LUDWIG, Eddie	26	2

**THE STAT CREW SYSTEM**  
**LSU Team Game-by-Game (as of Feb 17, 2011)**  
**All games**

**TEAM STATISTICS**

Opponent	Date	Score		Total		3-Pointers		Free throws		Rebounds				pf	a	t/o	blk	stl	pts	avg
				fg-fga	pct	3fg-fga	pct	ft-fta	pct	off	def	tot	avg							
NORTHWESTERN STATE	11/12/10	87-78	W	24-40	.600	7-15	.467	32-46	.696	9	24	33	33.0	30	13	25	4	13	87	87.0
NICHOLLS STATE	11/16/10	53-62	L	16-43	.372	6-18	.333	15-21	.714	7	30	37	35.0	22	8	18	4	3	53	70.0
TENNESSEE-MARTIN	11/18/10	79-56	W	27-62	.435	3-15	.200	22-29	.759	22	30	52	40.7	20	11	15	5	7	79	73.0
vs Memphis	11/21/10	61-70	L	18-52	.346	5-15	.333	20-29	.690	9	26	35	39.2	27	13	13	4	7	61	70.0
CENTENARY	11/24/10	78-36	W	29-61	.475	10-24	.417	10-17	.588	17	26	43	40.0	12	17	9	4	7	78	71.6
at South Alabama	11/28/10	80-65	W	25-47	.532	12-17	.706	18-28	.643	9	29	38	39.7	24	14	14	3	5	80	73.0
HOUSTON	11/30/10	73-57	W	26-52	.500	5-14	.357	16-21	.762	14	21	35	39.0	16	14	17	5	10	73	73.0
CENTRAL MICHIGAN	12/11/10	59-55	W	20-42	.476	3-7	.429	16-22	.727	7	23	30	37.9	17	12	17	4	8	59	71.2
COASTAL CAROLINA	12/13/10	69-78	Lot	26-64	.406	7-22	.318	10-17	.588	14	21	35	37.6	23	13	16	4	5	69	71.0
MCNEESE STATE	12/16/10	78-66	Wot	25-57	.439	6-20	.300	22-31	.710	14	26	40	37.8	16	16	13	7	3	78	71.7
vs Wichita State	12/18/10	69-70	L	19-56	.339	8-21	.381	23-31	.742	14	22	36	37.6	22	6	11	2	6	69	71.5
NORTH TEXAS	12/22/10	55-75	L	23-63	.365	3-13	.231	6-12	.500	14	18	32	37.2	19	9	12	4	4	55	70.1
SOUTHERN	12/27/10	62-41	W	23-62	.371	7-21	.333	9-14	.643	13	32	45	37.8	13	16	11	6	8	62	69.5
at Rice	12/29/10	68-74	L	22-62	.355	12-28	.429	12-24	.500	15	16	31	37.3	37	14	11	0	9	68	69.4
at Virginia	01/02/11	50-64	L	18-51	.353	3-13	.231	11-17	.647	12	20	32	36.9	15	7	12	3	3	50	68.1
at Auburn	01/08/11	62-55	W	24-56	.429	5-19	.263	9-16	.563	16	25	41	37.2	13	14	18	4	9	62	67.7
ARKANSAS	01/12/11	56-53	W	19-48	.396	1-13	.077	17-31	.548	12	34	46	37.7	14	14	14	3	6	56	67.0
at Kentucky	1/15/11	44-82	L	17-65	.262	3-24	.125	7-12	.583	17	25	42	37.9	17	8	15	5	3	44	65.7
OLE MISS	01/22/11	51-78	L	15-46	.326	6-17	.353	15-19	.789	7	12	19	36.9	17	10	16	3	7	51	64.9
at Tennessee	01/26/11	53-75	L	18-53	.340	5-23	.217	12-17	.706	12	19	31	36.7	11	10	12	2	2	53	64.3
at Alabama	01/29/11	46-70	L	17-45	.378	4-15	.267	8-15	.533	8	16	24	36.0	20	7	18	6	3	46	63.5
SOUTH CAROLINA	02/02/11	56-64	L	18-51	.353	5-18	.278	15-22	.682	14	19	33	35.9	18	5	14	1	5	56	63.1
MISSISSIPPI STATE	02/05/11	57-58	L	22-59	.373	6-24	.250	7-9	.778	8	31	39	36.0	19	9	13	5	7	57	62.9
at Ole Miss	02/09/11	60-66	L	23-51	.451	8-21	.381	6-12	.500	4	26	30	35.8	22	14	16	5	5	60	62.8
at Arkansas	02-12-11	61-80	L	22-51	.431	3-11	.273	14-18	.778	9	20	29	35.5	20	11	17	3	4	61	62.7
ALABAMA	02/17/11	56-67	L	20-47	.426	3-10	.300	13-23	.565	12	23	35	35.5	19	11	17	2	6	56	62.4
LSU		1623		556-1386	.401	146-458	.319	365-553	.660	309	614	923	35.5	503	296	384	98	155	1623	62.4
Opponents		1695		582-1437	.405	140-428	.327	391-554	.706	325	611	936	36.0	495	228	339	104	196	1695	65.2

Games played: 26  
Points/game: 62.4  
FG Pct: 40.1  
3FG Pct: 31.9  
FT Pct: 66.0

Rebounds/game: 35.5  
Assists/game: 11.4  
Turnovers/game: 14.8  
Assist/turnover ratio: 0.8  
Steals/game: 6.0  
Blocks/game: 3.8

THE STAT CREW SYSTEM  
LSU Opponent Game-by-Game (as of Feb 17, 2011)  
All games

OPPONENT STATISTICS

Opponent	Date	Score		Total		3-Pointers		Free throws		Rebounds				pf	a	t/o	blk	stl	pts	avg
				fg-fga	pct	3fg-fga	pct	ft-fta	pct	off	def	tot	avg							
NORTHWESTERN STATE	11/12/10	87-78	W	29-70	.414	7-26	.269	13-27	.481	24	12	36	36.0	32	8	17	3	14	78	78.0
NICHOLLS STATE	11/16/10	53-62	L	19-53	.358	6-19	.316	18-27	.667	10	23	33	34.5	19	7	8	2	12	62	70.0
TENNESSEE-MARTIN	11/18/10	79-56	W	19-60	.317	4-18	.222	14-22	.636	16	16	32	33.7	23	4	14	2	8	56	65.3
vs Memphis	11/21/10	61-70	L	23-49	.469	7-19	.368	17-28	.607	6	27	33	33.5	27	9	16	5	7	70	66.5
CENTENARY	11/24/10	78-36	W	13-46	.283	4-15	.267	6-10	.600	7	19	26	32.0	16	7	15	4	5	36	60.4
at South Alabama	11/28/10	80-65	W	18-54	.333	6-16	.375	23-31	.742	12	17	29	31.5	24	10	9	7	4	65	61.2
HOUSTON	11/30/10	73-57	W	23-58	.397	6-16	.375	5-12	.417	18	14	32	31.6	20	6	19	3	6	57	60.6
CENTRAL MICHIGAN	12/11/10	59-55	W	17-48	.354	3-10	.300	18-23	.783	11	18	29	31.3	18	2	16	2	9	55	59.9
COASTAL CAROLINA	12/13/10	69-78	Lot	27-60	.450	5-14	.357	19-26	.731	16	29	45	32.8	18	7	16	5	8	78	61.9
MCNEESE STATE	12/16/10	78-66	Wot	25-65	.385	6-23	.261	10-15	.667	16	23	39	33.4	20	9	12	6	11	66	62.3
vs Wichita State	12/18/10	69-70	L	21-52	.404	5-17	.294	23-30	.767	15	26	41	34.1	24	4	15	3	4	70	63.0
NORTH TEXAS	12/22/10	55-75	L	29-56	.518	3-9	.333	14-15	.933	10	31	41	34.7	14	7	13	3	8	75	64.0
SOUTHERN	12/27/10	62-41	W	17-56	.304	1-10	.100	6-11	.545	10	29	39	35.0	14	2	15	4	8	41	62.2
at Rice	12/29/10	68-74	L	20-38	.526	2-10	.200	32-47	.681	8	31	39	35.3	20	10	14	3	5	74	63.1
at Virginia	01/02/11	50-64	L	21-52	.404	6-19	.316	16-21	.762	13	23	36	35.3	15	10	11	6	6	64	63.1
at Auburn	01/08/11	62-55	W	19-61	.311	8-24	.333	9-15	.600	17	18	35	35.3	20	13	14	4	10	55	62.6
ARKANSAS	01/12/11	56-53	W	19-57	.333	2-20	.100	13-16	.813	6	26	32	35.1	25	9	10	3	7	53	62.1
at Kentucky	1/15/11	44-82	L	29-70	.414	10-20	.500	14-18	.778	16	34	50	35.9	13	13	7	6	10	82	63.2
OLE MISS	01/22/11	51-78	L	28-45	.622	10-17	.588	12-16	.750	7	26	33	35.8	20	16	18	8	6	78	63.9
at Tennessee	01/26/11	53-75	L	29-62	.468	10-26	.385	7-10	.700	14	25	39	36.0	14	20	7	7	9	75	64.5
at Alabama	01/29/11	46-70	L	25-60	.417	2-12	.167	18-22	.818	20	23	43	36.3	18	12	12	5	9	70	64.8
SOUTH CAROLINA	02/02/11	56-64	L	22-50	.440	6-16	.375	14-17	.824	11	23	34	36.2	21	7	13	6	4	64	64.7
MISSISSIPPI STATE	02/05/11	57-58	L	20-53	.377	7-18	.389	11-17	.647	8	30	38	36.3	13	10	13	3	5	58	64.4
at Ole Miss	02/09/11	60-66	L	21-54	.389	5-16	.313	19-30	.633	13	26	39	36.4	12	9	12	1	6	66	64.5
at Arkansas	02-12-11	61-80	L	24-50	.480	7-12	.583	25-29	.862	8	22	30	36.1	18	12	13	2	6	80	65.1
ALABAMA	02/17/11	56-67	L	25-58	.431	2-6	.333	15-19	.789	13	20	33	36.0	17	5	10	1	9	67	65.2
Opponents		1695		582-1437	.405	140-428	.327	391-554	.706	325	611	936	36.0	495	228	339	104	196	1695	65.2
LSU		1623		556-1386	.401	146-458	.319	365-553	.660	309	614	923	35.5	503	296	384	98	155	1623	62.4

Games played: 26  
Points/game: 65.2  
FG Pct: 40.5  
3FG Pct: 32.7  
FT Pct: 70.6

Rebounds/game: 36.0  
Assists/game: 8.8  
Turnovers/game: 13.0  
Assist/turnover ratio: 0.7  
Steals/game: 7.5  
Blocks/game: 4.0

**THE STAT CREW SYSTEM**  
**LSU Points-Rebounds-Assists (as of Feb 17, 2011)**  
**All games**

Opponent	Date	Score		03	04	05	10	13	14	21
				GREEN,GARR	BASS,CHRIS	WHITE,MALC	STRINGER,A	LUDWIG,EDD	COURTNEY,J	DERENBECKE
NORTHWESTERN STATE	11/12/10	87-78	w	2-6-0	4-2-2	12-4-0	21-3-5	4-3-0	2-0-0	0-0-0
NICHOLLS STATE	11/16/10	53-62	L	0-4-1	0-2-0	2-2-0	14-2-3	4-2-0	DNP	14-6-0
TENNESSEE-MARTIN	11/18/10	79-56	w	3-3-0	4-3-5	12-15-2	15-2-1	5-1-0	1-1-0	2-2-0
vs Memphis	11/21/10	61-70	L	8-4-0	0-2-4	5-4-0	13-2-2	8-8-1	2-0-0	0-1-1
CENTENARY	11/24/10	78-36	w	8-9-0	3-5-1	14-7-0	16-0-4	6-5-4	2-3-0	6-0-1
at South Alabama	11/28/10	80-65	w	0-5-0	1-2-0	4-4-0	21-4-3	4-4-4	0-0-0	9-4-2
HOUSTON	11/30/10	73-57	w	4-5-0	2-1-4	9-2-0	13-3-3	5-3-0	DNP	5-0-0
CENTRAL MICHIGAN	12/11/10	59-55	w	2-3-0	6-4-4	12-4-0	8-1-0	3-2-0	DNP	0-0-1
COASTAL CAROLINA	12/13/10	69-78	L	9-4-0	4-0-1	5-3-0	16-2-5	0-1-0	0-0-0	3-1-3
MCNEESE STATE	12/16/10	78-66	w	3-3-1	0-3-2	13-9-0	15-6-5	0-0-0	DNP	0-1-1
vs Wichita State	12/18/10	69-70	L	15-13-0	2-0-2	3-1-0	18-2-1	2-3-0	0-0-0	4-1-1
NORTH TEXAS	12/22/10	55-75	L	10-5-1	0-2-4	12-7-0	7-1-0	1-1-0	3-1-0	3-0-2
SOUTHERN	12/27/10	62-41	w	3-4-0	0-2-2	16-11-0	6-5-4	2-4-0	1-1-0	8-2-3
at Rice	12/29/10	68-74	L	4-3-0	3-1-8	2-4-1	19-0-4	0-4-0	0-0-0	17-3-0
at Virginia	01/02/11	50-64	L	12-5-0	2-3-2	11-6-1	6-2-1	1-4-1	0-0-0	0-0-0
at Auburn	01/08/11	62-55	w	18-5-1	3-3-4	7-5-1	9-2-3	6-4-2	DNP	15-8-3
ARKANSAS	01/12/11	56-53	w	10-10-1	2-2-2	13-7-1	11-4-7	3-1-0	DNP	12-6-2
at Kentucky	1/15/11	44-82	L	13-9-0	0-5-4	0-3-0	6-4-1	7-4-0	0-2-0	4-2-3
OLE MISS	01/22/11	51-78	L	5-1-0	0-1-2	6-4-0	11-1-2	1-0-2	3-0-0	14-5-1
at Tennessee	01/26/11	53-75	L	6-3-0	0-4-2	9-10-0	6-2-3	12-4-0	2-0-0	13-2-2
at Alabama	01/29/11	46-70	L	6-5-1	0-0-2	6-0-0	13-1-2	4-7-2	0-0-0	10-2-0
SOUTH CAROLINA	02/02/11	56-64	L	12-9-0	0-2-0	10-4-0	19-4-2	2-6-0	DNP	3-2-1
MISSISSIPPI STATE	02/05/11	57-58	L	8-8-1	4-2-1	6-9-0	15-3-4	5-2-2	DNP	0-1-0
at Ole Miss	02/09/11	60-66	L	0-3-1	0-0-2	8-11-0	2-3-5	4-4-1	DNP	19-2-1
at Arkansas	02-12-11	61-80	L	4-3-0	0-1-2	11-3-1	4-0-4	9-5-0	DNP	13-1-0
ALABAMA	02/17/11	56-67	L	10-7-2	2-3-2	14-4-0	4-2-2	0-1-1	DNP	3-3-2

Opponent	Date	Score		22	24	25	45
				TURNER,RAL	WARREN,STO	POPULIST,D	DOTSON,AAR
NORTHWESTERN STATE	11/12/10	87-78	w	21-5-2	4-4-2	0-0-2	17-3-0
NICHOLLS STATE	11/16/10	53-62	L	6-2-2	8-14-1	0-0-0	5-2-1
TENNESSEE-MARTIN	11/18/10	79-56	w	10-1-0	12-11-0	2-2-1	13-6-2
vs Memphis	11/21/10	61-70	L	11-2-1	2-3-0	DNP	12-4-4
CENTENARY	11/24/10	78-36	w	8-3-1	1-6-1	6-2-1	8-1-4
at South Alabama	11/28/10	80-65	w	17-1-0	9-3-0	0-1-1	15-3-4
HOUSTON	11/30/10	73-57	w	15-3-5	12-11-0	DNP	8-3-2
CENTRAL MICHIGAN	12/11/10	59-55	w	9-7-4	8-4-0	0-0-1	9-0-2
COASTAL CAROLINA	12/13/10	69-78	L	15-6-1	8-5-0	DNP	9-5-3
MCNEESE STATE	12/16/10	78-66	w	23-2-3	17-6-1	DNP	7-3-3
vs Wichita State	12/18/10	69-70	L	21-2-0	2-4-0	DNP	2-2-2
NORTH TEXAS	12/22/10	55-75	L	9-4-1	10-9-0	DNP	0-1-1
SOUTHERN	12/27/10	62-41	w	15-2-1	5-6-3	0-0-0	6-4-3
at Rice	12/29/10	68-74	L	14-2-1	7-9-0	0-0-0	2-1-0
at Virginia	01/02/11	50-64	L	11-5-1	DNP	0-0-0	7-4-1
at Auburn	01/08/11	62-55	w	DNP	2-6-0	DNP	2-4-0
ARKANSAS	01/12/11	56-53	w	DNP	2-5-0	DNP	3-8-1
at Kentucky	1/15/11	44-82	L	DNP	4-1-0	DNP	10-4-0
OLE MISS	01/22/11	51-78	L	DNP	6-3-0	0-0-0	5-2-3
at Tennessee	01/26/11	53-75	L	DNP	DNP	0-1-0	5-3-3
at Alabama	01/29/11	46-70	L	4-2-0	DNP	0-0-0	3-4-0
SOUTH CAROLINA	02/02/11	56-64	L	2-0-0	0-1-0	DNP	8-3-2
MISSISSIPPI STATE	02/05/11	57-58	L	7-1-1	2-7-0	0-0-0	10-4-0
at Ole Miss	02/09/11	60-66	L	16-3-3	10-1-0	1-1-0	0-0-1
at Arkansas	02-12-11	61-80	L	10-4-3	6-5-0	2-1-1	2-1-0
ALABAMA	02/17/11	56-67	L	17-2-1	2-8-0	DNP	4-1-1



THE STAT CREW SYSTEM  
 LSU Team High/Low Analysis (as of Feb 17, 2011)  
 All games

LSU - TEAM GAME HIGHS

POINTS	87		NORTHWESTERN STATE (11/12/10)
	80		at South Alabama (11/28/10)
	79		TENNESSEE-MARTIN (11/18/10)
	78		MCNEESE STATE (12/16/10)
	78		CENTENARY (11/24/10)
	29		CENTENARY (11/24/10)
FIELD GOALS MADE	27		TENNESSEE-MARTIN (11/18/10)
	26		COASTAL CAROLINA (12/13/10)
	26		HOUSTON (11/30/10)
	65		at Kentucky (1/15/11)
FIELD GOAL ATTEMPTS	64		COASTAL CAROLINA (12/13/10)
	63		NORTH TEXAS (12/22/10)
FIELD GOAL PERCENTAGE	.600	(24-40)	NORTHWESTERN STATE (11/12/10)
	.532	(25-47)	at South Alabama (11/28/10)
	.500	(26-52)	HOUSTON (11/30/10)
	12		at Rice (12/29/10)
3 PT FIELD GOALS MADE	12		at South Alabama (11/28/10)
	10		CENTENARY (11/24/10)
3 PT FG ATTEMPTS	28		at Rice (12/29/10)
	24		MISSISSIPPI STATE (02/05/11)
	24		at Kentucky (1/15/11)
	24		CENTENARY (11/24/10)
3 PT FG PERCENTAGE	.706	(12-17)	at South Alabama (11/28/10)
	.467	(7-15)	NORTHWESTERN STATE (11/12/10)
	.429	(12-28)	at Rice (12/29/10)
	.429	(3-7)	CENTRAL MICHIGAN (12/11/10)
FREE THROWS MADE	32		NORTHWESTERN STATE (11/12/10)
	23		vs Wichita State (12/18/10)
	22		MCNEESE STATE (12/16/10)
	22		TENNESSEE-MARTIN (11/18/10)
FREE THROW ATTEMPTS	46		NORTHWESTERN STATE (11/12/10)
	31		ARKANSAS (01/12/11)
	31		vs Wichita State (12/18/10)
	31		MCNEESE STATE (12/16/10)
FREE THROW PERCENTAGE	.789	(15-19)	OLE MISS (01/22/11)
	.778	(14-18)	at Arkansas (02-12-11)
	.778	(7-9)	MISSISSIPPI STATE (02/05/11)
	52		TENNESSEE-MARTIN (11/18/10)
REBOUNDS	46		ARKANSAS (01/12/11)
	45		SOUTHERN (12/27/10)
ASSISTS	17		CENTENARY (11/24/10)
	16		SOUTHERN (12/27/10)
	16		MCNEESE STATE (12/16/10)
	13		NORTHWESTERN STATE (11/12/10)
STEALS	10		HOUSTON (11/30/10)
	9		at Auburn (01/08/11)
	9		at Rice (12/29/10)
	7		MCNEESE STATE (12/16/10)
BLOCKED SHOTS	6		at Alabama (01/29/11)
	6		SOUTHERN (12/27/10)
TURNOVERS	25		NORTHWESTERN STATE (11/12/10)
	18		at Alabama (01/29/11)
	18		at Auburn (01/08/11)
	18		NICHOLLS STATE (11/16/10)
FOULS	37		at Rice (12/29/10)
	30		NORTHWESTERN STATE (11/12/10)
	27		vs Memphis (11/21/10)

**THE STAT CREW SYSTEM**  
**LSU High/Low Analysis (as of Feb 17, 2011)**  
**All games**

**Opponent - GAME HIGHS**

POINTS	82		at Kentucky (1/15/11)
	80		at Arkansas (02-12-11)
	78		OLE MISS (01/22/11)
	78		COASTAL CAROLINA (12/13/10)
FIELD GOALS MADE	78		NORTHWESTERN STATE (11/12/10)
	29		at Tennessee (01/26/11)
	29		at Kentucky (1/15/11)
	29		NORTH TEXAS (12/22/10)
FIELD GOAL ATTEMPTS	29		NORTHWESTERN STATE (11/12/10)
	70		at Kentucky (1/15/11)
	70		NORTHWESTERN STATE (11/12/10)
	65		MCNEESE STATE (12/16/10)
FIELD GOAL PERCENTAGE	.622	(28-45)	OLE MISS (01/22/11)
	.526	(20-38)	at Rice (12/29/10)
	.518	(29-56)	NORTH TEXAS (12/22/10)
3 PT FIELD GOALS MADE	10		at Tennessee (01/26/11)
	10		OLE MISS (01/22/11)
	10		at Kentucky (1/15/11)
3 PT FG ATTEMPTS	26		at Tennessee (01/26/11)
	26		NORTHWESTERN STATE (11/12/10)
	24		at Auburn (01/08/11)
3 PT FG PERCENTAGE	.588	(10-17)	OLE MISS (01/22/11)
	.583	(7-12)	at Arkansas (02-12-11)
	.500	(10-20)	at Kentucky (1/15/11)
FREE THROWS MADE	32		at Rice (12/29/10)
	25		at Arkansas (02-12-11)
	23		vs Wichita State (12/18/10)
	23		at South Alabama (11/28/10)
FREE THROW ATTEMPTS	47		at Rice (12/29/10)
	31		at South Alabama (11/28/10)
	30		at Ole Miss (02/09/11)
	30		vs Wichita State (12/18/10)
FREE THROW PERCENTAGE	.933	(14-15)	NORTH TEXAS (12/22/10)
	.862	(25-29)	at Arkansas (02-12-11)
	.824	(14-17)	SOUTH CAROLINA (02/02/11)
REBOUNDS	50		at Kentucky (1/15/11)
	45		COASTAL CAROLINA (12/13/10)
	43		at Alabama (01/29/11)
ASSISTS	20		at Tennessee (01/26/11)
	16		OLE MISS (01/22/11)
	13		at Kentucky (1/15/11)
	13		at Auburn (01/08/11)
STEALS	14		NORTHWESTERN STATE (11/12/10)
	12		NICHOLLS STATE (11/16/10)
	11		MCNEESE STATE (12/16/10)
BLOCKED SHOTS	8		OLE MISS (01/22/11)
	7		at Tennessee (01/26/11)
	7		at South Alabama (11/28/10)
TURNOVERS	19		HOUSTON (11/30/10)
	18		OLE MISS (01/22/11)
	17		NORTHWESTERN STATE (11/12/10)
FOULS	32		NORTHWESTERN STATE (11/12/10)
	27		vs Memphis (11/21/10)
	25		ARKANSAS (01/12/11)

THE STAT CREW SYSTEM  
 LSU High/Low Analysis (as of Feb 17, 2011)  
 All games

LSU - GAME LOWS

POINTS	44		at Kentucky (1/15/11)
	46		at Alabama (01/29/11)
	50		at Virginia (01/02/11)
	51		OLE MISS (01/22/11)
	53		NICHOLLS STATE (11/16/10)
FIELD GOALS MADE	53		at Tennessee (01/26/11)
	15		OLE MISS (01/22/11)
	16		NICHOLLS STATE (11/16/10)
	17		at Kentucky (1/15/11)
FIELD GOAL ATTEMPTS	17		at Alabama (01/29/11)
	40		NORTHWESTERN STATE (11/12/10)
	42		CENTRAL MICHIGAN (12/11/10)
FIELD GOAL PERCENTAGE	43		NICHOLLS STATE (11/16/10)
	.262	(17-65)	at Kentucky (1/15/11)
	.326	(15-46)	OLE MISS (01/22/11)
3 PT FIELD GOALS MADE	.339	(19-56)	vs Wichita State (12/18/10)
	1		ARKANSAS (01/12/11)
3 PT FG ATTEMPTS	3		TENNESSEE-MARTIN (11/18/10)
	3		CENTRAL MICHIGAN (12/11/10)
	3		NORTH TEXAS (12/22/10)
	3		at Virginia (01/02/11)
	3		at Kentucky (1/15/11)
	3		at Arkansas (02-12-11)
	3		ALABAMA (02/17/11)
	7		CENTRAL MICHIGAN (12/11/10)
	10		ALABAMA (02/17/11)
	11		at Arkansas (02-12-11)
3 PT FG PERCENTAGE	.077	(1-13)	ARKANSAS (01/12/11)
	.125	(3-24)	at Kentucky (1/15/11)
	.200	(3-15)	TENNESSEE-MARTIN (11/18/10)
FREE THROWS MADE	6		NORTH TEXAS (12/22/10)
	6		at Ole Miss (02/09/11)
	7		at Kentucky (1/15/11)
	7		MISSISSIPPI STATE (02/05/11)
FREE THROW ATTEMPTS	9		MISSISSIPPI STATE (02/05/11)
	12		NORTH TEXAS (12/22/10)
	12		at Kentucky (1/15/11)
FREE THROW PERCENTAGE	12		at Ole Miss (02/09/11)
	.500	(6-12)	NORTH TEXAS (12/22/10)
	.500	(6-12)	at Ole Miss (02/09/11)
REBOUNDS	.500	(12-24)	at Rice (12/29/10)
	19		OLE MISS (01/22/11)
	24		at Alabama (01/29/11)
ASSISTS	29		at Arkansas (02-12-11)
	5		SOUTH CAROLINA (02/02/11)
	6		vs Wichita State (12/18/10)
	7		at Virginia (01/02/11)
STEALS	7		at Alabama (01/29/11)
	2		at Tennessee (01/26/11)
	3		NICHOLLS STATE (11/16/10)
	3		MCNEESE STATE (12/16/10)
	3		at Virginia (01/02/11)
	3		at Kentucky (1/15/11)
BLOCKED SHOTS	3		at Alabama (01/29/11)
	0		at Rice (12/29/10)
	1		SOUTH CAROLINA (02/02/11)

THE STAT CREW SYSTEM  
 LSU High/Low Analysis (as of Feb 17, 2011)  
 All games

Opponent - GAME LOWS

POINTS	36		CENTENARY (11/24/10)
	41		SOUTHERN (12/27/10)
	53		ARKANSAS (01/12/11)
	55		CENTRAL MICHIGAN (12/11/10)
	55		at Auburn (01/08/11)
FIELD GOALS MADE	13		CENTENARY (11/24/10)
	17		CENTRAL MICHIGAN (12/11/10)
	17		SOUTHERN (12/27/10)
FIELD GOAL ATTEMPTS	38		at Rice (12/29/10)
	45		OLE MISS (01/22/11)
	46		CENTENARY (11/24/10)
FIELD GOAL PERCENTAGE	.283	(13-46)	CENTENARY (11/24/10)
	.304	(17-56)	SOUTHERN (12/27/10)
	.311	(19-61)	at Auburn (01/08/11)
3 PT FIELD GOALS MADE	1		SOUTHERN (12/27/10)
	2		at Rice (12/29/10)
	2		ARKANSAS (01/12/11)
	2		at Alabama (01/29/11)
	2		ALABAMA (02/17/11)
3 PT FG ATTEMPTS	6		ALABAMA (02/17/11)
	9		NORTH TEXAS (12/22/10)
	10		CENTRAL MICHIGAN (12/11/10)
	10		SOUTHERN (12/27/10)
	10		at Rice (12/29/10)
3 PT FG PERCENTAGE	.100	(1-10)	SOUTHERN (12/27/10)
	.100	(2-20)	ARKANSAS (01/12/11)
	.167	(2-12)	at Alabama (01/29/11)
FREE THROWS MADE	5		HOUSTON (11/30/10)
	6		CENTENARY (11/24/10)
	6		SOUTHERN (12/27/10)
FREE THROW ATTEMPTS	10		CENTENARY (11/24/10)
	10		at Tennessee (01/26/11)
	11		SOUTHERN (12/27/10)
FREE THROW PERCENTAGE	.417	(5-12)	HOUSTON (11/30/10)
	.481	(13-27)	NORTHWESTERN STATE (11/12/10)
	.545	(6-11)	SOUTHERN (12/27/10)
REBOUNDS	26		CENTENARY (11/24/10)
	29		at South Alabama (11/28/10)
	29		CENTRAL MICHIGAN (12/11/10)
ASSISTS	2		CENTRAL MICHIGAN (12/11/10)
	2		SOUTHERN (12/27/10)
	4		TENNESSEE-MARTIN (11/18/10)
	4		vs Wichita State (12/18/10)
STEALS	4		at South Alabama (11/28/10)
	4		vs Wichita State (12/18/10)
	4		SOUTH CAROLINA (02/02/11)
BLOCKED SHOTS	1		at Ole Miss (02/09/11)
	1		ALABAMA (02/17/11)
	2		NICHOLLS STATE (11/16/10)
	2		TENNESSEE-MARTIN (11/18/10)
	2		CENTRAL MICHIGAN (12/11/10)
	2		at Arkansas (02-12-11)
TURNOVERS	7		at Kentucky (1/15/11)
	7		at Tennessee (01/26/11)
	8		NICHOLLS STATE (11/16/10)
FOULS	12		at Ole Miss (02/09/11)

**THE STAT CREW SYSTEM**  
**LSU Player High/Low Analysis (as of Feb 17, 2011)**  
**All games**

**LSU - INDIVIDUAL GAME HIGHS**

Points	23		TURNER, Ralston vs McNeese State (12/16/10)
	21		TURNER, Ralston vs Wichita State (12/18/10)
	21		STRINGER, Andre at South Alabama (11/28/10)
	21		STRINGER, Andre vs Northwestern State (11/12/10)
	21		TURNER, Ralston vs Northwestern State (11/12/10)
Field Goals Made	9		GREEN, Garrett at Auburn (01/08/11)
	8		WARREN, Storm vs McNeese State (12/16/10)
	7		WHITE, Malcolm vs Southern (12/27/10)
	7		STRINGER, Andre at South Alabama (11/28/10)
	6		TURNER, Ralston vs Alabama (02/17/11)
	6		WHITE, Malcolm vs Alabama (02/17/11)
	6		DERENBECKER, Matt at Ole Miss (02/09/11)
	6		TURNER, Ralston at Ole Miss (02/09/11)
	6		STRINGER, Andre vs Mississippi State (02/05/11)
	6		WHITE, Malcolm vs Arkansas (01/12/11)
	6		DERENBECKER, Matt at Auburn (01/08/11)
	6		GREEN, Garrett at Virginia (01/02/11)
	6		TURNER, Ralston vs Southern (12/27/10)
	6		TURNER, Ralston vs Wichita State (12/18/10)
	6		TURNER, Ralston vs McNeese State (12/16/10)
	6		STRINGER, Andre vs Coastal Carolina (12/13/10)
	6		WARREN, Storm vs Houston (11/30/10)
	6		TURNER, Ralston vs Houston (11/30/10)
	6		WHITE, Malcolm vs Centenary (11/24/10)
	6		WARREN, Storm vs Tennessee-Martin (11/18/10)
6		TURNER, Ralston vs Northwestern State (11/12/10)	
Field Goal Att.	18		TURNER, Ralston at Rice (12/29/10)
	16		STRINGER, Andre at Kentucky (1/15/11)
	16		GREEN, Garrett at Kentucky (1/15/11)
	16		TURNER, Ralston vs North Texas (12/22/10)
	16		TURNER, Ralston vs Coastal Carolina (12/13/10)
FG Pct (min 5 made)	1.000	(5-5)	DOTSON, Aaron vs Northwestern State (11/12/10)
	.857	(6-7)	WHITE, Malcolm vs Centenary (11/24/10)
	.818	(9-11)	GREEN, Garrett at Auburn (01/08/11)
	.714	(5-7)	TURNER, Ralston at South Alabama (11/28/10)
	.714	(5-7)	STRINGER, Andre vs Centenary (11/24/10)
3-Point FG Made	5		DERENBECKER, Matt at Ole Miss (02/09/11)
	5		TURNER, Ralston vs Wichita State (12/18/10)
	4		STRINGER, Andre at Rice (12/29/10)
	4		TURNER, Ralston at Rice (12/29/10)
	4		STRINGER, Andre vs Coastal Carolina (12/13/10)
	4		STRINGER, Andre at South Alabama (11/28/10)
	4		DOTSON, Aaron at South Alabama (11/28/10)
	4		STRINGER, Andre vs Centenary (11/24/10)
	4		STRINGER, Andre vs Northwestern State (11/12/10)
3-Point FG Att.	12		TURNER, Ralston at Rice (12/29/10)
	11		STRINGER, Andre at Auburn (01/08/11)
	10		STRINGER, Andre vs Mississippi State (02/05/11)
	10		STRINGER, Andre at Kentucky (1/15/11)
	10		TURNER, Ralston vs McNeese State (12/16/10)
3-Pt FG Pct (min 3 made)	.800	(4-5)	DOTSON, Aaron at South Alabama (11/28/10)
	.750	(3-4)	TURNER, Ralston vs Central Michigan (12/11/10)
	.714	(5-7)	DERENBECKER, Matt at Ole Miss (02/09/11)

	.667	(4-6)	STRINGER, Andre at South Alabama (11/28/10)
	.667	(4-6)	STRINGER, Andre vs Centenary (11/24/10)
Free Throws Made	11		STRINGER, Andre vs Houston (11/30/10)
	8		GREEN, Garrett vs South Carolina (02/02/11)
	8		GREEN, Garrett vs Wichita State (12/18/10)
	8		TURNER, Ralston vs McNeese State (12/16/10)
	8		STRINGER, Andre vs Memphis (11/21/10)
	8		STRINGER, Andre vs Tennessee-Martin (11/18/10)
Free Throw Att.	12		GREEN, Garrett vs Wichita State (12/18/10)
	12		STRINGER, Andre vs Houston (11/30/10)
	11		GREEN, Garrett vs South Carolina (02/02/11)
	11		STRINGER, Andre vs Memphis (11/21/10)
	11		WHITE, Malcolm vs Northwestern State (11/12/10)
FT Pct (min 5 made)	1.000	(6-6)	STRINGER, Andre vs Central Michigan (12/11/10)
	1.000	(5-5)	WHITE, Malcolm at Virginia (01/02/11)
	1.000	(5-5)	DOTSON, Aaron vs McNeese State (12/16/10)
	.917	(11-12)	STRINGER, Andre vs Houston (11/30/10)
	.889	(8-9)	STRINGER, Andre vs Tennessee-Martin (11/18/10)
Rebounds	15		WHITE, Malcolm vs Tennessee-Martin (11/18/10)
	14		WARREN, Storm vs Nicholls State (11/16/10)
	13		GREEN, Garrett vs Wichita State (12/18/10)
	11		WHITE, Malcolm at Ole Miss (02/09/11)
	11		WHITE, Malcolm vs Southern (12/27/10)
	11		WARREN, Storm vs Houston (11/30/10)
	11		WARREN, Storm vs Tennessee-Martin (11/18/10)
Assists	8		BASS, Chris at Rice (12/29/10)
	7		STRINGER, Andre vs Arkansas (01/12/11)
	5		STRINGER, Andre at Ole Miss (02/09/11)
	5		STRINGER, Andre vs McNeese State (12/16/10)
	5		STRINGER, Andre vs Coastal Carolina (12/13/10)
	5		TURNER, Ralston vs Houston (11/30/10)
	5		BASS, Chris vs Tennessee-Martin (11/18/10)
	5		STRINGER, Andre vs Northwestern State (11/12/10)
Steals	5		BASS, Chris vs Northwestern State (11/12/10)
	4		DERENBECKER, Matt vs Ole Miss (01/22/11)
	3		STRINGER, Andre vs Alabama (02/17/11)
	3		STRINGER, Andre vs Mississippi State (02/05/11)
	3		WARREN, Storm vs Southern (12/27/10)
	3		WARREN, Storm vs Houston (11/30/10)
	3		STRINGER, Andre vs Houston (11/30/10)
	3		GREEN, Garrett vs Centenary (11/24/10)
	3		STRINGER, Andre vs Tennessee-Martin (11/18/10)
	3		WARREN, Storm vs Nicholls State (11/16/10)
	3		LUDWIG, Eddie vs Northwestern State (11/12/10)
Blocked Shots	6		WHITE, Malcolm at Alabama (01/29/11)
	4		WARREN, Storm vs Houston (11/30/10)
	3		WARREN, Storm vs Mississippi State (02/05/11)
	3		WHITE, Malcolm vs Southern (12/27/10)
	3		WHITE, Malcolm vs McNeese State (12/16/10)
	3		WARREN, Storm vs Centenary (11/24/10)
	3		WHITE, Malcolm vs Tennessee-Martin (11/18/10)
	3		WHITE, Malcolm vs Northwestern State (11/12/10)
Turnovers	6		WHITE, Malcolm at Ole Miss (02/09/11)

	6	STRINGER, Andre vs Central Michigan (12/11/10)
	6	TURNER, Ralston vs Houston (11/30/10)
	6	STRINGER, Andre vs Northwestern State (11/12/10)
	5	STRINGER, Andre vs Alabama (02/17/11)
	5	WHITE, Malcolm vs Ole Miss (01/22/11)
	5	DOTSON, Aaron vs Coastal Carolina (12/13/10)
	5	BASS, Chris vs Northwestern State (11/12/10)
Fouls	5	WARREN, Storm at Ole Miss (02/09/11)
	5	GREEN, Garrett vs Mississippi State (02/05/11)
	5	TURNER, Ralston vs South Carolina (02/02/11)
	5	WHITE, Malcolm at Alabama (01/29/11)
	5	WHITE, Malcolm at Kentucky (1/15/11)
	5	WHITE, Malcolm at Rice (12/29/10)
	5	STRINGER, Andre at Rice (12/29/10)
	5	LUDWIG, Eddie at Rice (12/29/10)
	5	DOTSON, Aaron at Rice (12/29/10)
	5	TURNER, Ralston at South Alabama (11/28/10)
	5	DOTSON, Aaron at South Alabama (11/28/10)
	5	WARREN, Storm vs Memphis (11/21/10)
	5	GREEN, Garrett vs Memphis (11/21/10)
	5	WHITE, Malcolm vs Memphis (11/21/10)
	5	LUDWIG, Eddie vs Northwestern State (11/12/10)





## Game 5 - LSU 78, Centenary 36

11/24/10 7 p.m. at Maravich Center (Baton Rouge, LA)

CENTENARY	FG-A	3FG-A	FT-A	REB	PF	TP	A	TO	BLK	S	MIN
LOWERY, Logan f	1-8	1-4	0-0	8	1	3	2	3	1	3	32
SIMS, Travis f	2-7	0-1	0-0	3	1	4	1	3	0	1	26
REBOL, Andrew f	0-2	0-0	2-4	2	5	2	1	2	1	0	22
TROTMAN, Jeron f	1-6	0-1	0-0	4	2	2	0	3	2	0	29
DAVIS, Leo g	4-11	2-6	0-0	1	0	10	1	0	0	0	29
BLOUNT, Jonathan	1-3	0-1	0-0	1	2	0	0	0	1	8	
JOSEPH, Brandon	1-1	0-0	2-2	2	0	4	1	0	0	0	8
HARWELL, Aaron	1-4	0-0	2-4	1	0	4	0	1	0	0	15
COOPER, Quin	0-2	0-1	0-0	2	1	0	0	1	0	0	15
DIALLO, Baba	1-1	0-0	0-0	0	2	2	0	0	0	0	4
NAKWAASAH, Maxx	1-1	1-1	0-0	2	3	3	1	2	0	0	12
Team				1							
Totals	13-46	4-15	6-10	26	16	36	7	15	4	5	200

FG% 1st Half	8-25	32.0%	2nd half:	5-21	23.8%	Game:	13-46	28.3%	DB
3FG% 1st Half	4-8	50.0%	2nd half:	0-7	0.0%	Game:	4-15	26.7%	Reb
FT% 1st Half	1-2	50.0%	2nd half:	5-8	62.5%	Game:	6-10	60.0%	4

LSU	FG-A	3FG-A	FT-A	REB	PF	TP	A	TO	BLK	S	MIN
WHITE, Malcolm f	6-7	0-0	2-2	7	1	14	0	0	0	0	21
WARREN, Storm f	0-6	0-0	1-2	6	1	1	1	1	3	2	16
STRINGER, Andre g	5-7	4-6	2-3	0	1	16	4	1	0	1	19
TURNER, Ralston g	3-6	2-5	0-0	3	1	8	1	2	0	0	21
DOTSON, Aaron g	3-5	2-3	0-0	1	1	8	4	1	0	0	20
GREEN, Garrett	4-9	0-1	0-2	9	1	8	0	0	0	3	16
BASS, Chris	1-2	0-0	1-3	5	1	3	1	1	0	0	16
LUDWIG, Eddie	2-5	0-0	2-3	5	2	6	4	1	0	1	24
COURTNEY, Jalen	0-1	0-1	2-2	3	1	2	0	0	0	0	12
DERENBECKER, Matt	3-8	0-4	0-0	0	1	6	1	1	1	0	22
POPULIST, Daron	2-5	2-4	0-0	2	1	6	1	0	0	0	13
Team				2			1				
Totals	29-61	10-24	10-17	43	12	78	17	9	4	7	200

FG% 1st Half	15-31	48.4%	2nd half:	14-30	46.7%	Game:	29-61	47.5%	DB
3FG% 1st Half	4-10	40.0%	2nd half:	6-14	42.9%	Game:	10-24	41.7%	Reb
FT% 1st Half	5-8	62.5%	2nd half:	5-9	55.6%	Game:	10-17	58.8%	3

Officials: Anthony Jordan, Mike Kitts, Mike Stuart  
 Technical Fouls: Centenary -- None. LSU -- None.  
 Attendance: 6742

Centenary 21-15 -- 36  
 LSU 39-39 -- 78

## Game 6 - LSU 80, South Alabama 65

11/28/10 3 p.m. at Mitchell Center (Mobile, Ala.)

LSU	FG-A	3FG-A	FT-A	REB	PF	TP	A	TO	BLK	S	MIN
WHITE, Malcolm f	2-4	0-0	0-0	4	2	4	0	0	1	0	28
WARREN, Storm f	3-7	0-0	3-4	3	3	9	0	0	1	0	17
STRINGER, Andre g	7-13	4-6	3-4	4	1	21	3	2	1	2	30
TURNER, Ralston g	5-7	2-4	5-8	1	5	17	0	1	0	1	22
DOTSON, Aaron g	5-9	4-5	1-2	3	5	15	4	1	0	0	39
GREEN, Garrett	0-3	0-0	0-0	5	3	0	0	3	0	1	11
BASS, Chris	0-0	0-0	1-4	2	2	1	0	0	0	0	12
LUDWIG, Eddie	0-0	0-0	4-4	4	1	4	4	4	0	0	21
COURTNEY, Jalen	0-0	0-0	0-0	0	0	0	0	0	0	0	1
DERENBECKER, Matt	3-3	2-2	1-2	4	2	9	2	0	0	1	15
POPULIST, Daron	0-1	0-0	0-0	1	0	0	1	0	0	0	4
Team				7			3				
Totals	25-47	12-17	18-28	38	24	80	14	14	3	5	200

FG% 1st Half	16-24	66.7%	2nd half:	9-23	39.1%	Game:	25-47	53.2%	DB
3FG% 1st Half	10-13	76.9%	2nd half:	2-4	50.0%	Game:	12-17	70.6%	Reb
FT% 1st Half	6-8	75.0%	2nd half:	12-20	60.0%	Game:	18-28	64.3%	6

SOUTH ALABAMA	FG-A	3FG-A	FT-A	REB	PF	TP	A	TO	BLK	S	MIN
BROCK, Martino f	5-11	1-3	4-7	2	3	15	1	4	1	2	34
RUBIT, Augustine c	3-8	0-0	3-3	3	2	9	0	1	0	0	19
COOKS, Allyn g	1-6	0-2	4-4	3	4	6	1	0	2	2	28
SANDERS, Rico g	1-3	0-1	0-0	1	4	2	1	0	0	0	15
WILLIAMS, Tim g	2-10	1-3	4-6	4	4	9	1	0	0	0	33
REDUS, Gary	1-4	1-2	2-2	2	2	5	1	1	1	0	17
REYES, P. J.	3-5	3-4	3-4	2	2	12	2	1	1	0	14
SIMS, Raymond	0-1	0-1	0-1	0	2	0	2	1	0	0	15
HERSEY, DeAndre	0-0	0-0	0-0	1	0	0	0	0	0	0	3
CARTER, Javier	2-6	0-0	3-4	7	1	7	1	1	2	0	22
Team				4							
Totals	18-54	6-16	23-31	29	24	65	10	9	7	4	200

FG% 1st Half	7-25	28.0%	2nd half:	11-29	37.9%	Game:	18-54	33.3%	DB
3FG% 1st Half	0-6	00.0%	2nd half:	6-10	60.0%	Game:	6-16	37.5%	Reb
FT% 1st Half	9-12	75.0%	2nd half:	14-19	73.7%	Game:	23-31	74.2%	3

Officials: Doug Sirmons, Don Daily, Berth Smith  
 Technical Fouls: South Alabama -- Cooks. LSU -- Ralston.  
 Attendance: 3653

LSU 48-32 -- 80  
 Memphis 23-42 -- 65

## Game 7 - LSU 73, Houston 57

11/30/10 7 p.m. at Maravich Center (Baton Rouge, LA)

HOUSTON	FG-A	3FG-A	FT-A	REB	PF	TP	A	TO	BLK	S	MIN
MCNEIL, Maurice f	3-9	0-0	3-7	8	1	9	0	3	0	0	23
VAN SLYKE, Kirk f	4-8	1-1	0-0	3	1	9	0	1	1	0	27
NIXON, Zamal g	2-6	0-3	0-0	1	3	4	1	5	0	3	26
THIBODEAUX, D. g	1-7	0-3	0-0	1	5	2	1	1	1	1	23
BROWN, Adam g	6-11	3-5	0-0	7	1	15	3	2	0	0	38
MCCLEAN, Mikhail	1-2	0-0	0-0	0	1	2	0	0	0	0	6
HAYWOOD, Nick	1-3	1-3	0-0	1	2	3	0	2	0	1	13
JOHNSON, Trumaine	1-3	1-1	0-0	0	2	3	1	3	0	0	20
WASHINGTON, K.	4-9	0-0	2-5	6	4	10	0	2	1	1	24
Team				5							
Totals	23-58	6-16	5-12	32	20	57	6	19	3	6	200

FG% 1st Half	12-30	40.0%	2nd half:	11-28	39.3%	Game:	23-58	39.7%	DB
3FG% 1st Half	2-9	22.2%	2nd half:	4-7	57.1%	Game:	6-16	37.5%	Reb
FT% 1st Half	2-5	40.0%	2nd half:	3-7	42.9%	Game:	5-12	41.7%	6

LSU	FG-A	3FG-A	FT-A	REB	PF	TP	A	TO	BLK	S	MIN
WHITE, Malcolm f	4-7	0-0	1-2	2	4	9	0	0	1	23	
WARREN, Storm f	6-10	0-0	0-0	11	3	12	0	2	4	3	33
STRINGER, Andre g	1-6	0-4	11-12	3	3	13	3	4	0	3	24
TURNER, Ralston g	6-10	2-5	1-2	3	0	15	5	6	0	0	34
DOTSON, Aaron g	3-6	2-2	0-0	3	3	8	2	0	1	0	31
GREEN, Garrett	1-6	0-1	2-4	5	2	4	0	2	0	1	14
BASS, Chris	1-1	0-0	0-0	1	1	2	4	1	0	0	20
LUDWIG, Eddie	2-2	0-0	1-1	3	0	5	0	0	0	2	10
DERENBECKER, Matt	2-4	1-2	0-0	0	0	5	0	1	0	0	11
Team				4			1				
Totals	26-52	5-14	16-21	35	16	73	14	17	5	10	200

FG% 1st Half	17-30	56.7%	2nd half:	9-22	40.9%	Game:	26-52	50.0%	DB
3FG% 1st Half	3-8	37.5%	2nd half:	2-6	33.3%	Game:	5-14	35.7%	Reb
FT% 1st Half	1-3	33.3%	2nd half:	15-18	83.3%	Game:	15-18	76.2%	3

Officials: Mike Stewart, Lee Cassell, Glen Tuitt  
 Technical Fouls: Houston -- None. LSU -- None.  
 Attendance: 6688

Houston 28-29 -- 57  
 LSU 38-35 -- 73

## Game 8 - LSU 59, Central Michigan 55

12/11/10 7 p.m. at Maravich Center (Baton Rouge, LA)

CMU	FG-A	3FG-A	FT-A	REB	PF	TP	A	TO	BLK	S	MIN
MCCLURE, Williams f	1-2	0-0	2-2	5	4	4	0	1	0	0	18
ZEIGLER, Trey g	7-17	1-1	3-4	6	3	18	1	2	0	3	36
RASHID, Amir g	1-6	0-2	1-2	4	3	3	0	3	0	4	35
WEARY, Antonio g	0-2	0-2	0-0	1	3	0	1	2	0	2	26
THOMAS, Jain g	4-9	2-3	11-12	7	1	21	0	2	0	0	34
CRADDOCK, Finis	0-0	0-0	0-0	1	0	0	0	0	0	0	8
COIMBRA, Andre	2-4	0-0	0-1	2	4	4	0	3	0	0	19
JACKSON, Derek	2-6	0-2	1-2	0	0	5	0	0	0	0	15
VOSS, Colin	0-2	0-0	0-0	2	0	0	0	2	0	0	6
HARDEN, Jevon	0-0	0-0	0-0	0	0	0	0	1	2	0	3
Team				1							
Totals	17-48	3-10	18-23	29	18	55	2	16	2	9	200

FG% 1st Half	6-22	27.3%	2nd half:	11-2	42.3%	Game:	17-48	35.4%	DB
3FG% 1st Half	2-6	33.3%	2nd half:	1-4	25.0%	Game:	3-10	30.0%	Reb
FT% 1st Half	7-8	87.5%	2nd half:	11-15	73.3%	Game:	18-23	78.3%	2

LSU	FG-A	3FG-A	FT-A	REB	PF	TP	A	TO	BLK	S	MIN
WHITE, Malcolm f	5-11	0-0	2-4	4	2	12	0	0	2	2	30
WARREN, Storm f	4-7	0-0	0-0	4	2	8	0	1	1	0	29
STRINGER, Andre g	1-6	0-2	6-6	1	3	8	0	6	0	1	21
TURNER, Ralston g	3-4	3-4	0-2	7	3	9	4	1	0	1	38
DOTSON, Aaron g	2-4	0-1	5-6	0	3	9	2	2	0	1	34
GREEN, Garrett	1-1	0-0	0-0	3	0	2	0	0	0	0	6
BASS, Chris	2-5	0-0	2-2	4	0	6	4	3	0	1	17
LUDWIG, Eddie	1-3	0-0	1-2	2	2	3	0	1	0	0	8
HARRIS, Dennis	1-1	0-0	0-0	0	0	2	0	1	1	2	6
DERENBECKER, Matt	0-0	0-0	0-0	0	2	0	1</				

### Game 9 - Coastal Carolina 78, LSU 69 (ot)

12/13/10 7 p.m. at Maravich Center (Baton Rouge, LA)

COASTAL	FG-A	3FG-A	FT-A	REB	PF	TP	A	TO	BLK	S	MIN
MCLAURIN, Sam f	1-2	0-0	0-0	7	4	2	1	3	0	2	20
GRAY, Chad f	7-12	4-5	4-6	7	1	22	0	4	2	1	37
NIEMAN, Danny g	1-5	0-1	6-6	4	2	8	4	1	0	1	37
HOLLOWAY, D. g	8-17	0-3	2-2	7	3	18	0	5	0	2	39
GREENWOOD, K. g	1-3	0-1	1-4	2	0	3	1	1	0	0	19
CRAWFORD, Brandon	1-2	0-0	0-0	2	3	2	0	1	1	0	15
RAFFA, Anthony	2-6	1-4	4-4	2	3	9	1	0	0	2	34
HOLMES, Mike	6-13	0-0	2-4	10	2	14	0	1	2	0	24
Team				4							
Totals	27-60	5-14	19-26	45	18	76	7	16	5	8	225

FG% 1st Half	12-29	41.4%	2nd half:	11-25	44.0%	OT:	4-6	66.7%	Game:	45.0%	DB
3FG% 1st Half	1-4	25.0%	2nd half:	2-7	28.6%	OT:	2-3	66.7%	Game:	35.7%	Reb
FT% 1st Half	5-10	50.0%	2nd half:	10-12	83.3%	OT:	4-4	100.0%	Game:	73.1%	3

LSU	FG-A	3FG-A	FT-A	REB	PF	TP	A	TO	BLK	S	MIN
WHITE, Malcolm f	2-3	0-0	1-4	3	4	5	0	1	0	0	19
WARREN, Storm f	4-6	0-0	0-0	5	3	8	0	3	0	1	22
STRINGER, Andre g	6-15	4-8	0-0	2	3	16	5	2	0	2	33
TURNER, Ralston g	5-16	1-9	4-4	6	4	15	1	3	0	1	35
DOTSON, Aaron g	2-8	1-3	4-6	5	2	9	3	5	1	0	37
GREEN, Garrett	4-6	0-0	1-3	4	1	9	0	0	2	0	20
BASS, Chris	2-2	0-0	0-0	0	2	4	1	1	0	0	14
LUDWIG, Eddie	0-0	0-0	0-0	1	0	0	0	0	1	1	11
COURTNEY, Jalen	0-0	0-0	0-0	0	0	0	0	0	0	0	1
HARRIS, Dennis	0-2	0-0	0-0	3	2	0	0	1	1	1	0
DERENBECKER, Matt	1-6	1-2	0-0	1	2	3	3	0	0	0	18
Team				5							
Totals	26-64	7-22	10-17	35	23	69	13	16	4	5	225

FG% 1st Half	14-25	56.0%	2nd half:	10-31	32.3%	OT:	2-8	25.0%	Game:	40.6%	DB
3FG% 1st Half	2-6	33.3%	2nd half:	4-11	36.4%	OT:	1-5	20.0%	Game:	31.8%	Reb
FT% 1st Half	5-7	71.4%	2nd half:	5-8	62.5%	OT:	0-2	0.0%	Game:	58.8%	2

Officials: Tony Greene, Anthony Jordan, Mike Nanc  
 Technical Fouls: Coastal -- None. LSU -- None.  
 Attendance: 6425

Coastal Carolina 30-34-14 -- 78  
 LSU 35-29- 5 -- 69

--

### Game 10 - LSU 78, McNeese 66 (ot)

12/16/10 7 p.m. at Maravich Center (Baton Rouge, LA)

MCNEESE	FG-A	3FG-A	FT-A	REB	PF	TP	A	TO	BLK	S	MIN
RICHARD, Patrick f	3-9	0-2	0-0	5	3	6	0	1	0	1	28
ALAWOYA, P. J. f	4-6	0-0	2-4	11	2	10	0	2	0	3	36
RICHARD, Daniel f	0-2	0-0	0-0	1	3	0	1	2	0	1	14
KAPELAN, Diego g	1-13	1-10	5-6	2	3	8	2	0	0	0	27
COLLINS, Curry g	6-10	2-3	1-2	3	0	15	2	0	0	1	43
MITCHELL, Jeremie	0-1	0-1	0-0	0	0	0	0	1	0	0	4
CANNON, Dontae	0-1	0-0	0-0	0	2	0	0	1	0	0	2
REGIS, Brandon	1-1	0-0	0-0	0	1	2	0	0	0	0	0
MARTIN, Stephan	5-11	2-6	2-2	4	1	14	3	3	0	3	30
KONATE, Mari	3-4	1-1	0-0	2	1	7	0	0	0	1	14
DAVID, Preston	2-7	0-0	0-1	8	4	4	1	2	6	1	27
QUEEN, Tyson	0-0	0-0	0-0	0	0	0	0	0	0	0	0+
Team				3							
Totals	25-65	6-23	10-15	39	20	66	9	12	6	11	225

FG% 1st Half	12-27	44.4%	2nd half:	10-27	37.0%	OT:	3-11	27.3%	Game:	38.5%	DB
3FG% 1st Half	2-9	22.2%	2nd half:	4-9	44.4%	OT:	0-5	0.0%	Game:	26.1%	Reb
FT% 1st Half	2-2	100.0%	2nd half:	8-13	61.5%	OT:	0-0	0.0%	Game:	66.7%	3, 1

LSU	FG-A	3FG-A	FT-A	REB	PF	TP	A	TO	BLK	S	MIN
WHITE, Malcolm f	4-5	0-0	5-10	9	3	13	0	2	3	1	40
WARREN, Storm f	8-12	0-0	1-2	6	2	17	1	2	1	1	35
STRINGER, Andre g	5-12	2-5	3-4	6	3	15	5	4	2	0	38
TURNER, Ralston g	6-15	3-10	8-10	2	3	23	3	3	0	1	41
DOTSON, Aaron g	1-7	0-3	5-5	3	2	7	3	1	1	0	31
GREEN, Garrett	1-4	1-1	0-0	3	2	3	1	0	0	0	14
BASS, Chris	0-1	0-0	0-0	3	0	0	2	1	0	0	11
LUDWIG, Eddie	0-0	0-0	0-0	0	0	0	0	0	0	0	2
DERENBECKER, Matt	0-1	0-1	0-0	1	1	0	1	0	0	0	13
Team				7							
Totals	25-57	6-20	22-31	40	16	78	16	13	7	3	225

FG% 1st Half	10-29	34.5%	2nd half:	10-22	45.5%	OT:	5-6	83.3%	Game:	43.9%	DB
3FG% 1st Half	4-11	36.4%	2nd half:	1-8	12.5%	OT:	1-1	100.0%	Game:	30.0%	Reb
FT% 1st Half	5-8	62.5%	2nd half:	10-14	71.4%	OT:	7-9	77.8%	Game:	71.0%	3

Officials: Mike Stuart, Mike Kitts, Les Jones  
 Technical Fouls: McNeese -- None. LSU -- None.  
 Attendance: 6445

McNeese State 28-32--6 -- 66  
 LSU 29-31-18 -- 78

### Game 11 - Wichita State 70, LSU 69

12/18/10 7 p.m. at CenturyTel Center (Bossier City, La.)

WICHITA	FG-A	3FG-A	FT-A	REB	PF	TP	A	TO	BLK	S	MIN
ELLIS, Aaron f	1-4	0-0	0-0	4	5	2	0	2	0	0	17
DURLEY, J. T. c	4-11	1-3	4-4	4	4	13	0	2	1	0	28
HATCH, Graham g	2-4	0-2	0-1	5	3	4	1	2	0	0	33
MURRY, Toure' g	3-12	0-3	7-8	5	3	13	2	5	0	3	32
KYLES, David g	3-10	3-8	4-4	7	1	13	0	2	0	1	33
RAGLAND, Joe	2-2	0-0	2-2	0	1	6	0	0	0	0	19
WILLIAMS, Demetric	0-0	0-0	0-0	0	0	0	0	0	0	0	1
SMITH, Ben	0-0	0-0	0-0	0	0	0	1	0	0	0	2
BLAIR, Gabe	2-5	0-0	3-7	8	3	7	0	0	2	0	23
STUTZ, Garrett	4-4	1-1	3-4	2	4	12	0	2	0	0	12
Team				6							
Totals	21-52	5-17	23-30	41	24	70	4	15	3	4	200

FG% 1st Half	11-27	40.7%	2nd half:	10-25	40.0%	Game:	21-52	40.5%	DB
3FG% 1st Half	1-6	16.7%	2nd half:	4-11	36.4%	Game:	5-17	29.4%	Reb
FT% 1st Half	14-17	82.4%	2nd half:	9-13	69.2%	Game:	23-30	75.7%	1

LSU	FG-A	3FG-A	FT-A	REB	PF	TP	A	TO	BLK	S	MIN
WHITE, Malcolm f	1-4	0-0	1-2	1	2	3	0	3	0	0	19
WARREN, Storm f	1-1	0-0	0-0	4	4	2	0	2	0	1	13
STRINGER, Andre g	5-15	2-8	6-8	2	2	18	1	2	0	1	32
TURNER, Ralston g	6-13	5-9	4-4	2	4	21	0	2	0	0	31
DOTSON, Aaron g	1-3	0-0	0-0	2	4	2	2	0	0	0	25
GREEN, Garrett	3-7	1-1	8-12	13	3	15	0	1	2	1	33
BASS, Chris	1-3	0-0	0-0	0	0	2	2	1	0	2	20
LUDWIG, Eddie	0-3	0-0	2-2	3	0	2	0	0	0	0	5
COURTNEY, Jalen	0-1	0-1	0-0	0	0	0	0	0	0	0	2
HARRIS, Dennis	0-1	0-0	0-0	2	1	0	0	0	0	0	6
DERENBECKER, Matt	1-5	0-2	2-3	1	2	4	1	0	0	1	14
Team				6							
Totals	19-56	8-21	23-31	36	22	69	6	11	2	6	200

FG% 1st Half	8-35	22.9%	2nd half:	11-21	52.4%	Game:	19-56	33.9%	DB
3FG% 1st Half	1-10	10.0%	2nd half:	7-11	63.6%	Game:	8-21	38.1%	Reb
FT% 1st Half	6-7	85.7%	2nd half:	17-24	70.8%	Game:	23-31	74.2%	5

Officials: Doug Sirmons, Pat Adams, Earnie Pheal  
 Technical Fouls: Wichita State -- None. LSU -- None.  
 Attendance: 2165

Wichita State 37-33 -- 70  
 LSU 23-46 -- 69

---

### Game 12 - North Texas 75, LSU 55

12/22/10 7 p.m. at Maravich Center (Baton Rouge, LA)

NORTH TEXAS	FG-A	3FG-A	FT-A	REB	PF	TP	A	TO	BLK	S	MIN
ODUFUWA, George f	5-12	0-0	1-2	9	2	11	0	2	1	3	33
KNOX, Ben c	1-2	0-0	0-0	5	1	2	1	1	1	0	21
WHITE, Josh g	7-12	0-2	5-5	2	1	19	2	1	0	1	32
THOMPSON, Tristan g	5-9	0-2	4-4	2	2	14	0	5	0	0	31
SHORTER, Shannon g	1-5	1-2	2-2	5	0	5	2	1	0	1	21
JOHNSON, D.	5-9	1-2	0-0	3	2	11	2	1	0	2	25
REDMOND, Avery	0-0	0-0	0-0	0	0	0	0	1			

## Game 13 - LSU 62, Southern 41 12/27/10 6 p.m. at Maravich Center (Baton Rouge, LA)

TEAM	FG-A	3FG-A	FT-A	REB	PF	TP	A	TO	BLK	S	MIN
SOUTHERN											
INGRAM, Julius f	1-7	0-0	0-0	7	4	2	0	3	1	2	30
BOL, Madut c	3-7	0-0	0-0	4	3	6	0	0	1	0	13
WHITE, Brandon g	3-10	0-1	2-4	6	1	8	1	4	0	1	30
GRACE, Jameel g	2-6	1-3	3-4	7	1	8	0	3	0	0	33
SANFORD, Blake g	0-8	0-4	1-2	1	0	1	0	1	0	0	22
COLEMAN, Frederick	0-2	0-0	0-0	2	3	0	1	1	0	0	15
WEBB, Neal	3-5	0-1	0-0	1	6	0	0	0	2	2	23
COLEMAN, Patrick	0-2	0-1	0-0	0	0	0	0	0	0	0	7
CHASE, Ray Ray	5-9	0-0	0-1	8	1	10	0	3	2	3	27
Team				3							
Totals	17-56	1-10	6-11	39	14	41	2	15	4	8	200

<b>FG%</b> 1st Half	<b>4-26</b> 15.4%	<b>2nd half:</b> 13-30 43.3%	<b>Game:</b> 17-56 30.4%	<b>DB</b>
<b>3FG%</b> 1st Half	<b>1-5</b> 20.0%	<b>2nd half:</b> 0-5 0.0%	<b>Game:</b> 1-10 10.0%	<b>Reb</b>
<b>FT%</b> 1st Half	<b>3-4</b> 75.0%	<b>2nd half:</b> 3-7 42.9%	<b>Game:</b> 6-11 54.5%	<b>2</b>

LSU	FG-A	3FG-A	FT-A	REB	PF	TP	A	TO	BLK	S	MIN
GREEN, Garrett f	1-6	0-0	1-2	4	3	3	0	2	1	0	15
WARREN, Storm f	2-6	0-0	1-1	6	2	5	3	1	1	3	27
STRINGER, Andre g	2-11	2-8	0-0	5	1	6	4	1	0	0	32
TURNER, Ralston g	6-14	3-9	0-0	2	0	15	1	2	1	1	26
DOTSON, Aaron g	1-3	0-0	4-4	4	2	6	3	0	0	1	20
BASS, Chris	0-1	0-0	0-0	2	0	0	2	3	0	1	15
WHITE, Malcolm	7-11	0-0	2-4	11	2	16	0	2	3	0	24
LUDWIG, Eddie	1-3	0-0	0-1	4	1	2	0	0	0	1	9
COURTNEY, Jalen	0-0	0-0	1-2	1	0	1	0	0	0	0	5
DERENBECKER, Matt	3-7	2-4	0-0	2	2	8	3	0	0	1	24
POPULIST, Daron	0-0	0-0	0-0	0	0	0	0	0	0	0	3
Team				4							
Totals	23-62	7-21	9-14	45	13	62	16	11	6	8	200

<b>FG%</b> 1st Half	<b>10-33</b> 30.3%	<b>2nd half:</b> 13-29 44.8%	<b>Game:</b> 23-62 37.1%	<b>DB</b>
<b>3FG%</b> 1st Half	<b>3-12</b> 25.0%	<b>2nd half:</b> 4-9 44.4%	<b>Game:</b> 7-21 33.3%	<b>Reb</b>
<b>FT%</b> 1st Half	<b>5-9</b> 55.6%	<b>2nd half:</b> 4-5 80.0%	<b>Game:</b> 9-14 64.3%	<b>2</b>

Officials: Tom Eades, Rick Hartzell, Roger Ayers  
Technical Fouls: Southern -- None. LSU -- None.  
Attendance: 6739

Southern	12-29 -- 41
LSU	28-34 -- 62

## Game 14 - Rice 74, LSU 68 12/29/10 7 p.m. at Tudor Fieldhouse (Houston, Texas)

LSU	FG-A	3FG-A	FT-A	REB	PF	TP	A	TO	BLK	S	MIN
WHITE, Malcolm f	1-4	0-0	0-0	4	5	2	1	0	0	0	13
GREEN, Garrett f	2-5	0-0	0-0	3	3	4	0	0	0	1	12
STRINGER, Andre g	5-12	4-8	5-8	0	5	19	4	2	0	2	27
TURNER, Ralston g	4-18	4-12	2-5	2	4	14	1	1	0	1	30
DOTSON, Aaron g	1-2	0-0	0-1	1	5	2	0	2	0	0	18
BASS, Chris	1-2	1-1	0-0	1	0	3	8	1	0	2	24
LUDWIG, Eddie	0-0	0-0	0-0	4	5	0	1	0	0	2	13
COURTNEY, Jalen	0-1	0-0	0-0	0	2	0	0	1	0	0	8
DERENBECKER, Matt	5-9	3-6	4-5	3	2	17	0	1	0	0	23
WARREN, Storm	3-8	0-0	1-5	9	4	7	0	2	0	1	29
POPULIST, Daron	0-1	0-1	0-0	0	2	0	0	0	0	0	3
Team				4							
Totals	22-62	12-28	12-24	31	37	68	14	11	0	9	200

<b>FG%</b> 1st Half	<b>9-26</b> 34.6%	<b>2nd half:</b> 13-36 36.1%	<b>Game:</b> 22-62 35.5%	<b>DB</b>
<b>3FG%</b> 1st Half	<b>8-14</b> 57.1%	<b>2nd half:</b> 4-14 28.6%	<b>Game:</b> 12-28 42.9%	<b>Reb</b>
<b>FT%</b> 1st Half	<b>0-5</b> 0.0%	<b>2nd half:</b> 12-19 63.2%	<b>Game:</b> 12-24 50.0%	<b>6</b>

RICE	FG-A	3FG-A	FT-A	REB	PF	TP	A	TO	BLK	S	MIN
KAZEMI, Arsalan f	4-6	0-0	11-17	17	3	19	1	1	1	2	31
KUIPERS, Lucas f	4-7	1-3	0-0	3	3	9	1	1	0	0	27
ABRAHAM, Trevan g	2-2	0-0	1-2	1	4	5	0	1	0	0	12
JACKSON, Tamir g	4-5	0-0	8-13	3	2	16	4	5	0	1	34
PFLIEGER, Cory g	2-4	1-3	0-1	1	0	5	3	2	0	1	34
SCHWARZE, Nate	0-0	0-0	0-0	0	0	0	1	0	0	0	6
FRIZZELLE, Connor	2-11	0-3	9-10	3	2	13	0	1	0	0	23
BRAIMOH, Suleiman	2-2	0-0	1-2	4	3	5	0	0	0	0	14
BEASLEY, Bryan	0-0	0-0	2-2	2	2	2	0	1	1	1	9
STANTON, Trey	0-1	0-1	0-0	3	1	0	0	2	1	0	10
Team				2							
Totals	20-38	2-10	32-47	39	20	74	10	14	3	5	200

<b>FG%</b> 1st Half	<b>9-19</b> 47.4%	<b>2nd half:</b> 11-29 37.9%	<b>Game:</b> 20-38 52.6%	<b>DB</b>
<b>3FG%</b> 1st Half	<b>1-4</b> 25.0%	<b>2nd half:</b> 1-6 16.7%	<b>Game:</b> 2-10 20.0%	<b>Reb</b>
<b>FT%</b> 1st Half	<b>12-21</b> 57.1%	<b>2nd half:</b> 20-26 76.9%	<b>Game:</b> 32-47 68.1%	<b>9</b>

Officials: Gary Maxwell, James Breeding, Brent Meaux  
Technical Fouls: Rice -- None. LSU -- Ralston.  
Attendance: 3358

LSU	26-42 -- 68
Rice	31-43 -- 74

## Game 15 - Virginia 64, LSU 50 1/2/11 5:30 p.m. at John Paul Jones Arena (Charlottesville, Va.)

LSU	FG-A	3FG-A	FT-A	REB	PF	TP	A	TO	BLK	S	MIN
WHITE, Malcolm f	3-9	0-0	5-5	6	3	11	1	2	0	0	33
LUDWIG, Eddie f	0-1	0-0	1-2	4	0	1	1	0	0	0	18
STRINGER, Andre g	2-6	1-3	1-2	2	0	6	1	2	0	1	35
TURNER, Ralston g	5-13	1-5	0-2	5	4	11	1	2	1	1	30
DOTSON, Aaron g	1-7	1-2	4-4	4	3	7	1	1	1	0	27
BASS, Chris	1-5	0-2	0-0	3	2	2	2	2	0	0	22
GREEN, Garrett	6-9	0-1	0-2	5	2	12	0	3	1	1	27
COURTNEY, Jaen	0-0	0-0	0-0	0	0	0	0	0	0	0	1
DERENBECKER, Matt	0-1	0-0	0-0	0	1	0	0	0	0	0	6
POPULIST, Daron	0-0	0-0	0-0	0	0	0	0	0	0	0	1
Team				3							
Totals	18-51	3-13	11-17	32	15	50	7	12	3	3	200

<b>FG%</b> 1st Half	<b>10-25</b> 40.0%	<b>2nd half:</b> 8-26 30.8%	<b>Game:</b> 18-51 35.3%	<b>DB</b>
<b>3FG%</b> 1st Half	<b>0-4</b> 0.0%	<b>2nd half:</b> 3-9 33.3%	<b>Game:</b> 3-13 23.1%	<b>Reb</b>
<b>FT%</b> 1st Half	<b>2-6</b> 33.3%	<b>2nd half:</b> 9-11 81.8%	<b>Game:</b> 11-17 64.7%	<b>4</b>

VIRGINIA	FG-A	3FG-A	FT-A	REB	PF	TP	A	TO	BLK	S	MIN
SHERRILL, Will g	3-4	2-2	0-0	5	3	8	1	1	1	1	24
SENE, Assane c	0-0	0-0	0-0	6	4	0	0	2	1	1	19
EVANS, Jontel g	4-7	0-1	0-0	4	1	8	6	0	0	3	32
HARRIS, Joe g	2-9	2-5	3-4	5	1	9	0	2	2	1	21
HARRELL, KT g	4-9	1-3	6-7	3	3	15	0	1	0	0	26
FARRAKHAN, M.	2-6	1-5	6-8	3	0	11	2	1	0	0	25
REGAN, Will	2-8	0-1	0-0	4	0	4	0	1	2	0	19
ZEGLINSKI, Sammy	0-3	0-2	0-0	1	0	0	0	2	0	0	15
MITCHELL, Akil	4-6	0-0	1-2	3	3	9	1	1	0	0	19
Team				2							
Totals	21-52	6-19	16-21	36	15	64	10	11	6	6	200

<b>FG%</b> 1st Half	<b>10-28</b> 35.7%	<b>2nd half:</b> 11-24 45.8%	<b>Game:</b> 21-52 40.4%	<b>DB</b>
<b>3FG%</b> 1st Half	<b>3-12</b> 25.0%	<b>2nd half:</b> 3-7 42.9%	<b>Game:</b> 6-19 31.6%	<b>Reb</b>
<b>FT%</b> 1st Half	<b>3-4</b> 75.0%	<b>2nd half:</b> 13-17 76.5%	<b>Game:</b> 16-21 76.2%	<b>3</b>

Officials: Jamie Luckie, Roger Ayers, Les Jones  
Technical Fouls: Virginia -- None. LSU -- TEAM.  
Attendance: 10049

LSU	22-28 -- 50
Virginia	26-38 -- 64

## Game 16 - LSU 62, Auburn 55 1/8/11 5 p.m. at Auburn Arena (Auburn, Ala.)

LSU	FG-A	3FG-A	FT-A	REB	PF	TP	A	TO	BLK	S	MIN
WHITE, Malcolm f	2-6	0-0	3-4	5	4	7	1	2	1	0	21
LUDWIG, Eddie f	1-3	0-0	4-5	4	1	6	2	2	0	2	23
STRINGER, Andre g	3-13	2-11	1-3	2	0	9	3	1	0	2	37
DERENBECKER, M. g	6-12	3-7	0-0	8	2	15	3	2	0	1	39
DOTSON, Aaron g	1-5	0-1	0-1	4	2	2	0	3	0	2	23
BASS, Chris	1-3	0-0	1-1	3	1	3	4	4	0	0	22
GREEN, Garrett	9-11	0-0	0-0	5	3	18	1	3	1	1	28
WARREN, Storm	1-3	0-0	0-2	6	0	2	0	1	2	1	7
Team				4							
Totals	24-56	5-19	9-16	41	13	62	14	18	4	9	200

<b>FG%</b> 1st Half	<b>13-33</b> 39.4%	<b>2nd half:</b> 11-23 47.8%	<b>Game:</b> 24-56 42.9%	<b>DB</b>
<b>3FG%</b> 1st Half	<b>2-13</b> 15.4%	<b>2nd half:</b> 3-6 50.0%	<b>Game:</b> 5-19 26.3%	<b>Reb</b>
<b>FT%</b> 1st Half	<b>4-6</b> 66.7%	<b>2nd half:</b> 5-10 50.0%	<b>Game:</b> 9-16 56.3%	<b>5,4</b>

AUBURN	FG-A	3FG-A	FT-A	REB	PF	TP	A	TO	BLK	S	MIN
PAYNE, Allen f	0-4	0-1	0-0	1	0	0	1	1	0	0	18
CHUBB, Rob c	2-6	0-0	0-1	2	5	4	0	1	1	0	16
LANGFORD, Josh g	1-6	0-1	2-2	6	5	4	3	3	0	1	19
WALLACE, Josh g	0-4	0-0	3-4	4	3	3	4	3	0	1	35
ROSS, Earnest g	7-21	5-15	2-4	5	3	21	3	3	1	2	39
DENSON, Chris	0-2	0-1	0-0	0	0	0	0	0	0	1	5
NEYSMITH, Tony	2-5	0-0	0-1	1	0	4	0	1	0	4	22
GABRIEL, Kenny	6-10	3-6	2-3	7	1	17	2	0	2	1	27
DRUM, Jake	0-0	0-0	0-0	1	1	0	0	1	0	0	4
FORBES, Adrian	1-3	0-0	0-0	4	2	2	0	1	0	0	15
Team				4							
Totals	19-61	8-24	9-15	35	20	55	13	14	4	10	200

<b>FG%</b> 1st Half	<b>2-24</b> 8.3%	<b>2nd half:</b> 17-37 45.9%	<b>Game:</b> 19-61 31.1%	<b>DB</b>
<b>3FG%</b> 1st Half	<b>1-8</b> 12.5%	<b>2nd half:</b> 7-16 43.8%	<b>Game:</b> 8-24 33.3%	<b>Reb</b>
<b>FT%</b> 1st Half	<b>1-2</b> 50.0%	<b>2nd half:</b> 8-13 61.5%	<b>Game:</b> 9-15 60.0%	<b>2</b>

Officials: Ted Valentine, Patrick Evans, Lee Cassell  
Technical Fouls: Auburn -- None. LSU -- None.  
Attendance: 6873

LSU
-----

# Game 17 - LSU 56, Arkansas 53

1/12/11 7 p.m. at Maravich Center (Baton Rouge, LA)

ARKANSAS	FG-A	3FG-A	FT-A	REB	PF	TP	A	TO	BLK	S	MIN
JOHNSON, Delvon f	4-6	0-0	2-2	5	2	10	0	1	3	2	33
POWELL, Marshawn f	7-12	0-0	1-1	6	4	15	0	0	0	0	21
CLARKE, Rotnei g	1-7	1-7	2-3	3	1	5	1	1	0	0	29
NOBLES, Julysjes g	1-10	0-6	2-2	0	5	4	1	1	0	0	29
PETERSON, jeff g	1-8	0-3	0-0	2	2	2	4	3	0	0	19
WADE, Mardracus	1-2	0-1	2-3	1	3	4	1	1	0	2	19
FARMER, Jemal	0-0	0-0	0-0	0	1	0	0	1	0	1	2
BRYANT, Glenn	1-1	0-0	1-2	2	3	3	0	0	0	0	2
BRITT, Marcus	3-7	1-3	1-1	2	3	8	2	1	0	2	22
WAITHE, Marvell	0-1	0-0	0-0	2	0	0	0	0	0	0	5
SANCHEZ, Michael	0-3	0-0	2-2	3	1	2	0	1	0	0	12
Team				6							
Totals	19-57	2-20	13-16	32	25	53	9	10	3	7	200

FG% 1st Half	5-27	18.5%	2nd half:	14-30	46.7%	Game:	19-57	33.3%	DB	
3FG% 1st Half	1-9	11.1%	2nd half:	1-11	9.1%	Game:	2-20	10.0%	Reb	
FT% 1st Half	6-9	66.7%	2nd half:	7-7	100.0%	Game:	13-16	81.3%	1	

LSU	FG-A	3FG-A	FT-A	REB	PF	TP	A	TO	BLK	S	MIN
WHITE, Malcolm f	6-11	0-0	1-2	7	4	13	1	4	1	0	25
LUDWIG, Eddie f	1-2	0-0	1-2	1	3	3	0	0	0	0	12
STRINGER, Andre g	2-8	1-5	6-9	4	0	11	7	2	0	1	35
DERENBECKER, M. g	5-9	0-4	2-4	6	2	12	2	3	0	2	38
DOTSON, Aaron g	0-2	0-2	3-4	8	0	3	1	4	0	0	27
BASS, Chris	0-3	0-0	2-2	2	2	2	2	0	0	0	18
WARREN, Storm	1-3	0-0	0-1	5	0	2	0	0	1	2	11
Team				3							
Totals	19-48	1-13	17-31	46	14	56	14	14	3	6	200

FG% 1st Half	12-28	42.9%	2nd half:	7-20	35.0%	Game:	19-48	39.6%	DB	
3FG% 1st Half	1-12	8.3%	2nd half:	0-1	0.0%	Game:	1-13	7.7%	Reb	
FT% 1st Half	6-13	50.0%	2nd half:	11-19	57.9%	Game:	17-31	54.8%	5	

Officials: Antinio Petty, Mike Nance, Ron Groover  
 Technical Fouls: Arkansas -- None. LSU -- None.  
 Attendance: 7023

Arkansas 17-36 -- 53  
 LSU 31-25 -- 56

# Game 18 -- Kentucky 82, LSU 44

1/15/11 4 p.m. at Rupp Arena (Lexington, Ky.)

LSU	FG-A	3FG-A	FT-A	REB	PF	TP	A	TO	BLK	S	MIN
WHITE, Malcolm f	0-3	0-0	0-0	3	5	0	0	1	2	0	15
LUDWIG, Eddie f	3-6	1-1	0-0	4	1	7	0	1	0	0	18
STRINGER, Andre g	3-16	0-10	0-0	4	2	6	1	4	0	1	30
DERENBECKER, M. g	2-9	0-5	0-0	2	1	4	3	0	0	0	36
DOTSON, Aaron g	2-6	0-3	6-9	4	3	10	0	2	0	2	35
BASS, Chris	0-3	0-0	0-0	5	1	0	4	3	0	0	29
GREEN, Garrett	5-16	2-5	1-2	9	4	13	0	2	1	0	26
WARREN, Storm	2-5	0-0	0-1	1	0	4	0	1	2	0	13
COURTNEY, Jalen	0-1	0-0	0-0	2	0	0	0	1	0	0	8
Team				8							
Totals	17-65	3-24	7-12	42	17	44	8	15	5	3	200

FG% 1st Half	6-33	18.2%	2nd half:	11-32	34.4%	Game:	17-65	26.2%	DB	
3FG% 1st Half	1-12	8.3%	2nd half:	2-12	16.7%	Game:	3-24	12.5%	Reb	
FT% 1st Half	6-10	60.0%	2nd half:	1-2	50.0%	Game:	7-12	58.3%	1,3	

KENTUCKY	FG-A	3FG-A	FT-A	REB	PF	TP	A	TO	BLK	S	MIN
HARRELLSON, Josh f	1-6	0-0	0-1	14	2	2	0	2	3	2	24
MILLER, Darius g	7-11	1-4	0-0	4	2	15	0	1	1	2	26
KNIGHT, Brandon g	7-14	5-7	0-0	6	0	19	2	1	0	2	32
LAMB, Doron g	3-7	1-2	3-3	4	2	10	5	1	0	1	22
LIGGINS, DeAndre g	6-10	3-3	0-0	1	1	15	3	0	1	2	32
POOLE, Stacey	0-1	0-0	0-0	1	1	0	0	0	0	0	4
JONES, Terrence	3-12	0-2	11-14	7	2	17	0	2	1	0	23
HOOD, Jon	1-6	0-2	0-0	4	2	2	3	0	0	1	20
POLSON, Jarrod	0-0	0-0	0-0	0	0	0	0	0	0	0	3
VARGAS, Eloy	1-3	0-0	0-0	4	1	2	0	0	0	0	14
Team				5							
Totals	29-70	10-20	14-18	50	13	82	13	7	6	10	200

FG% 1st Half	17-36	47.2%	2nd half:	12-34	35.3%	Game:	29-70	41.4%	DB	
3FG% 1st Half	7-12	58.3%	2nd half:	3-8	37.5%	Game:	10-20	50.0%	Reb	
FT% 1st Half	7-11	63.6%	2nd half:	7-7	100.0%	Game:	14-18	77.8%	1,1	

Officials: J. B. Caldwell, Bert Smith, Bruce Benedict  
 Technical Fouls: Kentucky -- None. LSU -- None.  
 Attendance: 24,330

LSU 19-25 -- 44  
 Kentucky 48-34 -- 82

# Game 19 - Ole Miss 78, LSU 51

1/22/11 12:47 p.m. at Maravich Center (Baton Rouge, LA)

OLE MISS	FG-A	3FG-A	FT-A	REB	PF	TP	A	TO	BLK	S	MIN
HENRY, Terrance f	5-6	2-3	1-1	10	2	13	0	5	1	1	32
BUCKNER, Reginald f	0-2	0-0	3-4	2	4	3	0	2	6	0	29
WARREN, Chris g	6-10	4-6	2-2	4	3	18	5	0	0	0	33
WILLIAMS, Nick g	5-6	0-0	4-5	4	2	14	4	2	0	2	32
GRAHAM, Zach g	7-9	3-3	0-0	3	3	17	2	3	0	0	22
BOGAN, Will	0-0	0-0	0-0	0	0	0	0	0	0	0	1
NELSON, Dundreous	3-6	0-2	0-1	2	0	6	2	4	1	2	17
SHORT, Steadman	1-2	0-0	0-1	3	4	2	0	1	0	1	15
GASKINS, Trevor	1-3	1-2	0-0	2	2	3	3	1	0	0	14
WILLIAMS, Donald	0-1	0-1	0-0	0	0	0	0	0	0	0	2
COX, Demarco	0-0	0-0	2-2	1	0	2	0	0	0	0	3
Team				2							
Totals	28-45	10-17	12-16	33	20	78	16	18	8	6	200

FG% 1st Half	14-25	56.0%	2nd half:	14-20	70.0%	Game:	28-45	62.2%	DB	
3FG% 1st Half	3-7	42.9%	2nd half:	7-10	70.0%	Game:	10-17	58.8%	Reb	
FT% 1st Half	7-9	77.8%	2nd half:	5-7	71.4%	Game:	12-16	75.0%	2	

LSU	FG-A	3FG-A	FT-A	REB	PF	TP	A	TO	BLK	S	MIN
GREEN, Garrett f	2-8	0-2	1-4	1	2	5	0	0	1	1	32
WHITE, Malcolm f	2-6	0-0	2-2	4	4	6	0	5	0	1	21
STRINGER, Andre g	3-6	3-5	2-2	1	1	11	2	2	0	0	32
DERENBECKER, M. g	4-11	2-6	4-4	5	3	14	1	1	0	4	37
DOTSON, Aaron g	1-3	0-1	3-3	2	1	5	3	3	0	1	27
BASS, Chris	0-3	0-1	0-0	1	2	0	2	2	0	0	16
LUDWIG, Eddie	0-1	0-0	1-2	0	2	1	2	1	0	0	10
COURTNEY, Jalen	1-2	1-1	0-0	0	1	3	0	0	0	0	10
WARREN, Storm	2-5	0-0	2-2	3	1	6	0	2	2	0	12
POPULIST, Daron	0-1	0-1	0-0	0	0	0	0	0	0	0	3
Team				2							
Totals	15-46	6-17	15-19	19	17	51	10	16	3	7	200

FG% 1st Half	9-22	40.9%	2nd half:	6-24	25.0%	Game:	15-46	32.6%	DB	
3FG% 1st Half	5-11	45.5%	2nd half:	1-6	16.7%	Game:	6-17	35.3%	Reb	
FT% 1st Half	9-10	90.0%	2nd half:	6-9	66.7%	Game:	15-19	78.9%	2	

Officials: Mike Stuart, Doug Sirmons, Tracy Woodson  
 Technical Fouls: Ole Miss -- None. LSU -- None.  
 Attendance: 8060

Ole Miss 38-40 -- 78  
 LSU 32-19 -- 51

# Game 20 -- Tennessee 75, LSU 53

1/26/11 8 p.m. at Thompson-Boling Arena (Knoxville, Tenn.)

LSU	FG-A	3FG-A	FT-A	REB	PF	TP	A	TO	BLK	S	MIN
WHITE, Malcolm f	3-9	0-0	3-5	10	1	9	0	1	1	0	26
LUDWIG, Eddie f	4-9	1-2	3-4	4	2	12	0	1	0	0	25
STRINGER, Andre g	1-8	1-8	3-5	2	2	6	3	4	0	1	36
DERENBECKER, M. g	5-11	2-7	1-1	2	1	13	2	2	0	1	36
DOTSON, Aaron g	1-5	1-3	2-2	3	3	5	3	1	0	0	26
BASS, Chris	0-1	0-1	0-0	4	0	0	2	1	0	0	19
GREEN, Garrett	3-8	0-1	0-0	3	2	6	0	2	0	0	25
POPULIST, Daron	0-1	0-1	0-0	1	0	0	0	0	0	0	3
COURTNEY, Jalen	1-1	0-0	0-0	0	0	2	0	0	1	0	4
Team				2							
Totals	18-53	5-23	12-17	31	11	53	10	12	2	2	200

FG% 1st Half	9-30	30.0%	2nd half:	9-23	39.1%	Game:	18-53
--------------	------	-------	-----------	------	-------	-------	-------

# Game 21 -- Alabama 70, LSU 46

1/29/11 7 p.m. at Coleman Coliseum (Tuscaloosa, Ala.)

LSU	FG-A	3FG-A	FT-A	REB	PF	TP	A	TO	BLK	S	MIN
WHITE, Malcolm f	3-5	0-0	0-0	0	5	6	0	0	6	0	23
LUDWIG, Eddie f	1-5	0-0	2-2	7	3	4	2	3	0	0	30
STRINGER, Andre g	4-7	2-4	3-5	1	1	13	2	1	0	1	36
DERENBECKER, M. g	4-11	2-7	0-0	2	2	10	0	3	0	2	30
TURNER, Ralston g	1-3	0-1	2-4	2	3	4	0	2	0	0	20
BASS, Chris	0-2	0-2	0-0	0	0	0	2	3	0	0	15
GREEN, Garrett	3-9	0-0	0-2	5	2	6	1	4	0	0	24
POPULIST, Daron	0-0	0-0	0-0	0	0	0	0	0	0	0	3
COURTNEY, Jalen	0-0	0-0	0-0	0	1	0	0	0	0	0	4
DOTSON, Aaron	1-3	0-1	1-2	4	3	3	0	2	0	0	16
Team				3							
Totals	17-45	4-15	8-15	24	20	46	7	18	6	3	200

FG% 1st Half	9-24	37.5%	2nd half:	8-21	38.1%	Game:	17-45	37.8%	DB
3FG% 1st Half	1-7	14.3%	2nd half:	3-8	37.5%	Game:	4-15	26.7%	Reb
FT% 1st Half	3-5	60.0%	2nd half:	5-10	50.0%	Game:	8-15	53.3%	4

ALABAMA	FG-A	3FG-A	FT-A	REB	PF	TP	A	TO	BLK	S	MIN
GREEN, JaMychal f	7-14	0-0	6-8	7	3	20	1	2	0	0	23
MITCHELL, Tony f	6-14	0-3	2-2	4	1	14	0	2	0	3	29
HINES, Chris f	3-7	0-0	1-1	7	4	7	2	2	3	1	30
RELEFORD, Trevor g	4-8	0-1	2-2	5	3	10	4	1	0	0	28
DAVIS, Charvez f	1-3	1-3	3-4	5	0	6	2	1	0	1	29
HANKERSON, Charles	0-2	0-1	0-0	1	1	0	0	0	0	2	6
ENGSTROM, Carl	0-0	0-0	0-0	1	0	0	0	0	0	0	2
EBLEN, Ben	1-2	0-0	0-0	2	2	2	2	1	1	0	11
CARTER, Jason	0-0	0-0	2-2	0	0	2	0	0	0	0	1
JEFFERY, Hunter	0-1	0-1	0-0	1	0	0	0	0	0	0	3
HILLMAN, Senario	0-4	0-1	2-2	0	2	2	0	1	1	1	17
STEELE, Andrew	3-5	1-2	0-1	4	2	7	1	1	0	1	18
LUQUIRE, Justin	0-0	0-0	0-0	0	0	0	0	0	0	0	3
Team				6							
Totals	25-60	2-12	18-22	43	18	70	12	12	5	9	200

FG% 1st Half	11-29	37.9%	2nd half:	14-31	45.2%	Game:	25-60	41.7%	DB
3FG% 1st Half	0-5	0.0%	2nd half:	2-7	28.6%	Game:	2-12	16.7%	Reb
FT% 1st Half	7-9	77.8%	2nd half:	11-13	84.6%	Game:	18-22	81.8%	3

Officials: Ted Valentine, Brian Shey, Don Daily  
 Technical Fouls: Alabama -- Greene. LSU -- White.  
 Attendance: 15,383

LSU 22-24 -- 46  
 Alabama 29-41 -- 70

---

# Game 22 - South Carolina 64, LSU 56

2/2/11 7 p.m. at Maravich Center (Baton Rouge, LA)

S. CAROLINA	FG-A	3FG-A	FT-A	REB	PF	TP	A	TO	BLK	S	MIN
HARRIS, Damontre f	2-4	0-0	1-2	6	4	5	1	4	0	1	22
JACKSON, Lakeem f	1-6	0-0	2-3	8	0	4	4	1	0	0	29
MULDROW, Sam	2-6	0-0	2-2	4	3	6	1	1	4	0	26
GALLOWAY, Ramon g	4-7	1-3	0-0	5	4	9	1	2	0	1	27
ELLINGTON, Bruce g	6-17	3-8	5-6	2	2	20	0	3	0	1	36
RICHARDSON, Brian	3-5	2-4	0-0	0	2	8	0	0	1	0	15
SMITH, Eric	0-0	0-0	0-0	0	3	0	0	0	0	0	11
COOKE, Malik	4-5	0-1	4-4	2	2	12	0	1	1	1	23
JEFFERSON, Johndre	0-0	0-0	0-0	2	0	0	0	1	0	0	8
SLAWSON, RJ	0-0	0-0	0-0	0	1	0	0	0	0	0	3
Team				5							
Totals	22-50	6-16	14-17	34	21	64	7	13	6	4	200

FG% 1st Half	9-22	40.9%	2nd half:	13-28	46.4%	Game:	22-50	44.0%	DB
3FG% 1st Half	2-7	28.6%	2nd half:	4-9	44.4%	Game:	6-16	37.5%	Reb
FT% 1st Half	11-12	91.7%	2nd half:	3-5	60.0%	Game:	14-17	82.4%	1,1

LSU	FG-A	3FG-A	FT-A	REB	PF	TP	A	TO	BLK	S	MIN
GREEN, Garrett f	2-3	0-1	8-11	9	1	12	0	0	0	1	28
WHITE, Malcolm f	5-11	0-0	0-1	4	2	10	0	4	1	1	26
STRINGER, Andre g	5-12	3-8	6-7	4	2	19	2	3	0	0	36
DERENBECKER, M. g	1-7	1-4	0-0	2	2	3	1	1	0	0	23
TURNER, Ralston g	1-5	0-1	0-0	0	5	2	0	2	0	0	16
BASS, Chris	0-1	0-0	0-0	2	1	0	0	0	0	1	15
LUDWIG, Eddie	1-3	0-0	0-0	6	0	2	0	0	0	0	19
WARREN, Storm	0-1	0-0	0-0	1	1	0	0	1	0	0	6
DOTSON, Aaron	3-8	1-4	1-3	3	4	8	2	3	0	1	31
Team				2							
Totals	18-51	5-18	15-22	33	18	56	5	14	1	5	200

FG% 1st Half	8-25	32.0%	2nd half:	10-26	38.5%	Game:	18-51	35.3%	DB
3FG% 1st Half	2-9	22.2%	2nd half:	3-9	33.3%	Game:	5-18	27.8%	Reb
FT% 1st Half	9-14	64.3%	2nd half:	6-8	75.0%	Game:	15-22	68.2%	2

Officials: J. B. Caldwell, Ron Groover, Karl Hess  
 Technical Fouls: South Carolina -- None. LSU -- None.  
 Attendance: 7311

S. Carolina 31-33 -- 64  
 LSU 27-29 -- 56

# Game 23 - Miss. State 58, LSU 57

2/5/11 3 p.m. at Maravich Center (Baton Rouge, LA)

MISS. STATE	FG-A	3FG-A	FT-A	REB	PF	TP	A	TO	BLK	S	MIN
SIDNEY, Renardo f	7-16	0-1	2-3	11	1	16	1	3	1	0	31
AUGUSTUS, Kodi f	3-8	0-2	4-4	4	4	10	1	2	0	1	34
STEELE, Jalen g	1-6	1-3	1-2	3	2	4	0	1	0	0	26
BOST, Dee g	2-11	1-5	4-7	5	1	9	2	5	1	1	36
BENOCK, Riley g	4-5	4-5	0-0	7	2	12	4	1	1	2	35
SMITH, Shaun	1-3	1-1	0-0	0	2	3	0	0	0	0	7
BRYANT, Brian	2-4	0-1	0-1	2	0	4	2	0	0	1	18
LEWIS, Wendell	0-0	0-0	0-0	1	1	0	0	0	0	0	12
RIEK, John	0-0	0-0	0-0	0	0	0	0	1	0	0	1
Team				5							
Totals	20-53	7-18	11-17	38	13	58	10	13	3	5	200

FG% 1st Half	11-30	36.7%	2nd half:	9-23	39.1%	Game:	20-53	37.7%	DB
3FG% 1st Half	5-10	50.0%	2nd half:	2-8	25.0%	Game:	7-18	38.9%	Reb
FT% 1st Half	3-5	60.0%	2nd half:	8-12	66.7%	Game:	11-17	64.7%	0

LSU	FG-A	3FG-A	FT-A	REB	PF	TP	A	TO	BLK	S	MIN
GREEN, Garrett f	3-8	1-2	1-2	8	5	8	1	0	0	1	25
WHITE, Malcolm f	3-5	0-0	0-0	9	2	6	0	2	2	1	24
STRINGER, Andre g	6-14	3-10	0-0	3	3	15	4	2	0	3	36
DOTSON, Aaron g	3-8	1-4	3-4	4	3	10	0	1	0	0	33
TURNER, Ralston g	3-14	1-7	0-0	1	0	7	1	1	0	0	28
BASS, Chris	2-4	0-0	0-0	2	1	4	1	0	0	1	14
LUDWIG, Eddie	1-2	0-1	3-3	2	2	5	2	2	0	0	16
DERENBECKER, Matt	0-1	0-0	0-0	1	0	0	0	2	0	0	8
WARREN, Storm	1-3	0-0	0-0	7	3	2	0	3	3	1	15
POPULIST, Daron	0-0	0-0	0-0	0	0	0	0	0	0	0	1
Team				2							
Totals	22-59	6-24	7-9	39	19	57	9	13	5	7	200

FG% 1st Half	11-29	37.9%	2nd half:	11-30	36.7%	Game:	22-59	37.3%	DB
3FG% 1st Half	4-15	26.7%	2nd half:	2-9	22.2%	Game:	6-24	25.0%	Reb
FT% 1st Half	7-9	77.8%	2nd half:	0-0	0.0%	Game:	7-9	77.8%	1

Officials: Doug Shows, Pat Adams, Patrick Evans.  
 Technical Fouls: Miss. State -- None. LSU -- None.  
 Attendance: 7938

Miss. State 30-28 -- 58  
 LSU 33-24 -- 57

---

# Game 24 -- Ole Miss 66, LSU 60

2/9/11 8 p.m. at Tad Smith Coliseum (Oxford, Miss.)

LSU	FG-A	3FG-A	FT-A	REB	PF	TP	A	TO	BLK	S	MIN
WHITE, Malcolm f	3-6	0-0	2-6	11	3	8	0	6	0	0	25
WARREN, Storm f	5-10	0-0	0-0	1	5	10	0	0	2	1	20
STRINGER, Andre g	1-8	0-5	0-0	3	4	2	5	2	0	1	29
DERENBECKER, M. g	6-10	5-7	2-2	2	2	19	1	1	0	1	37
TURNER, Ralston g	6-10	3-7	1-2	3	0	16	3	1	1	1	37
GREEN, Garrett	0-1	0-0	0-0	3	2	0	1	2	1	0	15
BASS, Chris	0-1	0-0	0-0	0	0	0	2	0	0	0	6
LUDWIG, Eddie	2-2	0-0	0-0	4	2	4	1	2	1	1	20
POPULIST, Daron	0-3	0-2	1-2	1	1	1	0	0	0	0	5
DOTSON, Aaron	0-0	0-0	0-0	0	3	0	1	2	0	0	6
Team				2							
Totals	23-51	8-21	6-12	30	22	60	14	16	5	5	200

FG% 1st Half	12-26	46.2%	2nd half:	11-25	44.0%	Game:	23-51	45.1%	DB
3FG% 1st Half	3-9	33.3%	2nd half:	5-12	41.7%	Game:	8-21	38.1%	Reb
FT% 1st Half	5-8	62.5%	2nd half:	1-4	25.0%	Game:	6-12	50.0%	3

OLE MISS	FG-A	3FG-A	FT-A	REB	PF	TP	A	TO	BLK	S	MIN
HENRY, Terrance f	2-6	0-0	1-2	6	2	5	1	1	0	0	28
BUCKNER, Reginald f	2-4	0-0	2-8	7	3	6	0	3	0	2	30
WARREN, Chris g	7-19	3-8	9-9	2	2	26	3	4	0	2	39
WILLIAMS, Nick g	1-4	0-1	1-2	5	1	3	1	1	0	1	19
GRAHAM, Zach g	6-14	1-4	4-4	5	0	17	2	0	0	0	36
NELSON, Dunderous	1-2	0-1	0-0	1	1	2	0	1	0	1	9
SHORT, Steadman	0-0	0-0	2-5	2	1	2	0	1	1	0	18
GASKINS, Trevor	2-5										

# Game 25 -- Arkansas 80, LSU 61

2/12/11 12:47 p.m. at Bud Walton Arena (Fayetteville, Ark.)

LSU	FG-A	3FG-A	FT-A	REB	PF	TP	A	TO	BLK	S	MIN
WHITE, Malcolm f	3-8	0-0	5-6	3	4	11	1	2	0	1	29
WARREN, Storm f	3-6	0-0	0-0	5	1	6	0	3	2	1	22
STRINGER, Andre g	1-4	0-2	2-2	0	1	4	4	3	0	1	39
DERENBECKER, M. g	5-11	2-5	1-2	1	2	13	0	1	0	0	28
TURNER, Ralston g	4-11	1-4	1-2	4	2	10	3	2	0	0	31
GREEN, Garrett	2-4	0-0	0-0	3	3	4	0	2	0	0	6
BASS, Chris	0-2	0-0	0-0	1	1	0	2	1	0	0	9
LUDWIG, Eddie	3-4	0-0	3-4	5	3	9	0	2	1	0	19
POPULIST, Daron	0-0	0-0	2-2	1	0	2	1	0	0	0	6
DOTSON, Aaron	1-1	0-0	0-0	1	2	2	0	1	0	1	11
Team				5	1						
Totals	22-51	3-11	14-18	29	20	61	11	17	3	4	200

<b>FG% 1st Half</b>	<b>9-21</b>	<b>42.9%</b>	<b>2nd half:</b>	<b>13-30</b>	<b>43.3%</b>	<b>Game:</b>	<b>22-51</b>	<b>43.1%</b>	<b>DB</b>
<b>3FG% 1st Half</b>	<b>0-3</b>	<b>0.0%</b>	<b>2nd half:</b>	<b>3-8</b>	<b>37.5%</b>	<b>Game:</b>	<b>3-11</b>	<b>27.3%</b>	<b>Reb</b>
<b>FT% 1st Half</b>	<b>4-6</b>	<b>66.7%</b>	<b>2nd half:</b>	<b>10-12</b>	<b>83.3%</b>	<b>Game:</b>	<b>14-18</b>	<b>77.8%</b>	<b>2</b>

ARKANSAS	FG-A	3FG-A	FT-A	REB	PF	TP	A	TO	BLK	S	MIN
JOHNSON, Delvon f	2-7	0-0	5-6	8	2	9	1	2	0	0	21
POWELL, Marshawn f	4-5	0-0	6-6	1	3	14	0	3	0	3	21
BRITT, Marcus g	2-5	1-2	0-0	0	2	5	1	0	0	0	20
CLARKE, Rotnei g	7-10	5-6	6-6	3	2	25	0	1	0	0	28
PETERSON, Jeff g	3-6	0-1	0-0	2	2	6	7	1	0	0	24
WADE, Marracus	1-2	0-0	4-4	0	0	6	0	0	0	0	14
FARMER, Jemal	0-1	0-0	0-0	1	1	0	0	1	0	0	5
BRYANT, Glenn	1-3	1-1	0-0	4	1	3	0	0	2	0	12
MASON, Nick	0-0	0-0	0-0	0	0	0	0	0	0	0	2
HAYDAR, Kikko	1-4	0-1	0-0	0	0	2	0	0	0	1	4
WAITHE, Marvell	0-1	0-1	0-0	0	1	0	0	0	0	0	7
NOBLES, Julysse	1-2	0-0	3-5	3	2	5	2	3	0	1	24
SANCHEZ, Michael	2-4	0-0	1-2	5	2	5	1	2	0	1	18
Team				3							
Totals	24-50	7-12	25-29	30	18	80	12	13	2	6	200

<b>FG% 1st Half</b>	<b>13-24</b>	<b>54.2%</b>	<b>2nd half:</b>	<b>11-26</b>	<b>42.3%</b>	<b>Game:</b>	<b>24-50</b>	<b>48.0%</b>	<b>DB</b>
<b>3FG% 1st Half</b>	<b>5-7</b>	<b>71.4%</b>	<b>2nd half:</b>	<b>2-5</b>	<b>40.0%</b>	<b>Game:</b>	<b>7-12</b>	<b>58.3%</b>	<b>Reb</b>
<b>FT% 1st Half</b>	<b>9-11</b>	<b>81.8%</b>	<b>2nd half:</b>	<b>16-18</b>	<b>88.9%</b>	<b>Game:</b>	<b>25-29</b>	<b>86.2%</b>	<b>2</b>

Officials: Ted Valentine, Bert Smith, Tracy Woodson

Technical Fouls: LSU -- Team, Arkansas -- None.

Attendance: 12,933

LSU 22-39 -- 61  
Arkansas 40-40 -- 80

# Game 26 - Alabama 67, LSU 56

2/17/11 8 p.m. at Maravich Center (Baton Rouge, LA)

ALABAMA	FG-A	3FG-A	FT-A	REB	PF	TP	A	TO	BLK	S	MIN
GREEN, JaMychal f	7-16	0-0	4-5	7	4	18	2	1	0	1	25
MITCHELL, Tony f	6-14	1-2	0-0	4	2	13	0	2	1	1	38
HINES, Chris f	2-7	0-0	3-5	6	2	7	0	0	0	1	27
RELEFORD, Trevor g	5-8	0-0	5-5	3	1	15	2	4	0	2	33
DAVIS, Charvez g	1-6	0-2	0-0	4	0	2	0	2	0	0	22
HANDERSON, Jr., C.	0-0	0-0	0-0	1	2	0	1	0	0	1	8
EBLEN, Ben	0-0	0-0	0-0	0	1	0	0	0	0	0	5
CARTER, Jason	0-0	0-0	0-0	0	0	0	0	0	0	0	0+
HILLMAN, Senario	1-2	0-0	0-0	1	3	2	0	1	0	1	12
STEELE, Andrew	3-5	1-2	3-4	3	2	10	0	0	0	2	30
Team				4							
Totals	25-58	2-6	15-19	33	17	67	5	10	1	9	200

<b>FG% 1st Half</b>	<b>15-32</b>	<b>46.9%</b>	<b>2nd half:</b>	<b>10-26</b>	<b>38.5%</b>	<b>Game:</b>	<b>25-58</b>	<b>43.1%</b>	<b>DB</b>
<b>3FG% 1st Half</b>	<b>1-3</b>	<b>33.3%</b>	<b>2nd half:</b>	<b>1-3</b>	<b>33.3%</b>	<b>Game:</b>	<b>2-6</b>	<b>33.3%</b>	<b>Reb</b>
<b>FT% 1st Half</b>	<b>5-6</b>	<b>83.3%</b>	<b>2nd half:</b>	<b>10-13</b>	<b>76.9%</b>	<b>Game:</b>	<b>15-19</b>	<b>78.9%</b>	<b>1</b>

LSU	FG-A	3FG-A	FT-A	REB	PF	TP	A	TO	BLK	S	MIN
WARREN, Storm f	1-3	0-0	0-2	8	4	2	0	0	1	1	10
WHITE, Malcolm f	6-13	0-0	2-2	4	3	14	0	1	1	1	30
STRINGER, Andre g	0-4	0-2	4-5	2	4	4	2	5	0	3	29
DERENBECKER, M. g	1-4	1-3	0-0	3	1	3	2	1	0	0	27
TURNER, Ralston g	6-10	2-4	3-4	2	3	17	1	4	0	0	35
GREEN, Garrett	4-6	0-1	2-3	7	3	10	2	0	0	0	28
BASS, Chris	1-4	0-0	0-0	3	0	2	2	1	0	0	16
LUDWIG, Eddie	0-0	0-0	0-2	1	1	0	1	2	0	1	11
DOTSON, Aaron	1-3	0-0	2-5	1	0	4	1	2	0	0	14
Team				4							
Totals	20-47	3-10	13-23	35	19	56	11	17	2	6	200

<b>FG% 1st Half</b>	<b>13-23</b>	<b>56.5%</b>	<b>2nd half:</b>	<b>7-24</b>	<b>29.2%</b>	<b>Game:</b>	<b>20-47</b>	<b>42.6%</b>	<b>DB</b>
<b>3FG% 1st Half</b>	<b>1-4</b>	<b>25.0%</b>	<b>2nd half:</b>	<b>2-6</b>	<b>33.3%</b>	<b>Game:</b>	<b>3-10</b>	<b>30.0%</b>	<b>Reb</b>
<b>FT% 1st Half</b>	<b>4-9</b>	<b>44.4%</b>	<b>2nd half:</b>	<b>9-14</b>	<b>64.3%</b>	<b>Game:</b>	<b>13-23</b>	<b>56.5%</b>	<b>5</b>

Officials: Tom Eades, Michael Stephens, Mike Eades

Technical Fouls: Alabama -- None. LSU -- None.

Attendance: 7830

Alabama 36-31 -- 67  
LSU 31-25 -- 56