

LSU 2010-11 BASKETBALL

NATIONAL TITLES
1935

SEC CHAMPIONS
1935 • 1953 • 1954 • 1979 • 1981
1985 • 1991 • 2000 • 2006 • 2009

NCAA FINAL FOUR
1953 • 1981 • 1986 • 2006

21

University of Alabama

January 29, 2011 * 7 p.m. CST * FSN
Tuscaloosa, Ala. *

LSU (10-10, 2-3)

November

Fri. 12	NORTHWESTERN STATE	W, 87-78
Tues. 16	NICHOLLS STATE	L, 53-62
Thurs. 18	TENN-MARTIN (CST)	W, 79-56
Sun. 21	Memphis (at Tupelo, Miss.)(CBSCS)	L, 60-71
Wed. 24	CENTENARY	W, 78-36
Sun. 28	at South Alabama (CSS)	W, 80-65
Tues. 30	HOUSTON	W, 73-57

December

Sat. 11	CENTRAL MICHIGAN (CST)	W, 59-55
Mon. 13	COASTAL CAROLINA	L, 69-78 (ot)
Thurs. 16	MCNEESE (CST)	W, 78-66 (ot)
Sat. 18	WICHITA STATE (at Bossier City)(CST)	L, 69-70
Wed. 22	NORTH TEXAS (CST)	L, 55-75
Mon. 27	SOUTHERN (CST)	W, 62-41
Wed. 29	at Rice (CBSCS)	L, 68-74

January

Sun 2	at Virginia (FSN)	L, 50-64
Sat. 8	*at Auburn (FSN)	W, 62-55
Wed. 12	*ARKANSAS (SEC Network)	W, 56-53
Sat. 15	*at Kentucky (SEC Network)	L, 44-82
Sat. 22	*OLE MISS (SEC Network)	L, 51-78
Wed. 26	*at Tennessee (SEC Network)	L, 53-75
Sat. 29	*at Alabama (FSN)	7 p.m.

February

Wed. 2	*SOUTH CAROLINA (SEC Network)	7 p.m.
Sat. 5	*MISSISSIPPI STATE (SEC Network)	3 p.m.
Wed. 9	*at Ole Miss (CSS/CST)	8 p.m.
Sat. 12	*at Arkansas (SEC Network)	12:47 p.m.
Thurs. 17	*ALABAMA (ESPN/ESPN2)	8 p.m.
Sun. 20	*FLORIDA (ESPN/ESPN2)	Noon
Wed. 23	*at Mississippi State (CSS/CST)	8 p.m.
Sat. 26	*VANDERBILT (SEC Network)	12:47 p.m.

March

Wed. 2	*at Georgia (SEC Network)	7 p.m.
Sat. 5	*AUBURN (FSN)	6 p.m.
March 10-13	SEC Tournament (Atlanta, Ga.)	

On the Air

Radio • LSU Sports Radio Network

Jim Hawthorne, play-by-play
Kevin Ford, host/analyst

Television • FSN

Rick Waltz, play-by-play
Larry Conley, analyst



PROJECTED LSU LINEUP (BASED ON LAST GAME)

G 10 Andre Stringer (5-9, Fr., Jackson, Miss.) 12.6 ppg, 2.4 rpg, 2.8 apg (8.6 ppg, 2.6 rpg, 3.2 apg in SEC)
Had 21 points on two occasions ... Hit four treys five times ... Started at point since third game ... Had three treys against Ole Miss (1/22) and 13th double figure game with 11 ... 40 treys for the season (2 a game) ... Season best seven assists vs. Arkansas, just two turnovers (1/12) ... 75.8% from line (75-of-99).

G 21 Matt Derenbecker (6-7, Fr., Metairie, La.) 6.5 ppg, 2.2 rpg, 1.3 apg (11.6 ppg, 4.6 rpg, 2.2 apg in SEC)
Made his first start at Auburn (1/8) and started every SEC game with Ralston Turner out ... Posted sixth double figure scoring game with game high 13 at Tennessee (1/22) ... Averaging 35.2 minutes a game in league so far ... Overall scoring average up 1.8 since league play started ... Leading team scorer in SEC play.

G 22 Ralston Turner (6-6, Fr., Muscle Shoals, Ala) 13.7 ppg, 3.1 rpg, 1.5 apg (no SEC stats to date)
or -- 45 Aaron Dotson (6-4, So., Seattle Wash.) 7.3 ppg, 3.2 rpg, 1.9 apg (5.0 ppg, 4.2 rpg in SEC)
Turner has practiced since Monday recovering from stress reaction right foot injured late in Virginia game (Jan. 2) ... If he doesn't start, Dotson will be the third guard ... 13-of-34 from the arc (38.2 percent), 75.7% from FT line (56-74).

F 13 Eddie Ludwig (6-9, So., Metairie, La.) 3.7 ppg, 2.9 rpg (5.8 ppg, 2.6 rpg in SEC)
Made his fifth start of the season at Tennessee (1/26) and responded with his first double figure game at LSU, 12 points on 4-of-9 shooting with a three-pointer included ... Storm Warren who had poition, DNP at UT tendonitis in right Achilles.

F 5 Malcolm White (6-9, Jr., Baton Rouge, La.) 8.4 ppg, 5.6 rpg (7.0 ppg, 5.8 rpg in SEC)
Ole Miss transfer has two double doubles this season ... Started 19-of-20 games ... Nine games in double figures ... Leads team in blocks with 24 ... Just missed third double up with 10 rebounds at Tennessee (1/26) with nine points.

STORYLINES

- Tigers look to improve their 2-4 record on the road that includes two wins in the state of Alabama -- at South Alabama and at Auburn ... LSU had just two home games in the month of January and will now have six home games in February and March, including four of the next six games after this week.

- Matt Derenbecker has raised his scoring average overall by 1.8 points in the five SEC games, while leading the team in SEC scoring at 11.6 points per game.

- Eddie Ludwig had his first career double figure game at LSU with 12 points at Tennessee Wednesday ... Derenbecker had 13 as the pair teamed up like their high

school days at Metairie Park Country Day.

- In LSU's last three wins (Southern, Auburn, Arkansas), the Tigers have held the teams to just 35 points combined and 11-of-77 from the field (14.3 percent) ... LSU was up 28-12 at the half against Southern (12/27), 32-6 at Auburn (1/8) and 31-17 versus Arkansas (1/12).

- In LSU's last three losses, teams have made a combined 30 three-pointers ... In fact, Kentucky, Ole Miss and Tennessee made 10 each in the games -- the three teams were a combined 30-of-63 from the arc.

- Ralston Turner did dress for the first

time in SEC play after suffering a stress reaction in his right foot against Virginia (Jan. 2), but he did not play against Tennessee ... He is practicing with the team and is expected to dress and possibly play Saturday at Alabama ... Storm Warren, still feeling the effects of the tendonitis in his right Achilles, dressed but did not play against UT, is questionable for the Alabama game.

- Alabama leads the overall series with a 98-68 advantage ... Alabama won both meetings a year ago with the teams splitting the two meetings in 2008 and 2009 ... LSU's last win in Tuscaloosa was in 2004.

BREAKDOWN

LSU

Record	10-10, 2-3
Ranking	N/A
Last Game	January 26 in Knoxville lost to Tennessee, 75-53
Head Coach	Trent Johnson
Career Record	207-159/12th season
LSU Record	48-38/3rd season
vs. Alabama:	1-3

Alabama

Record	12-7, 4-1
Ranking	N/A
Last Game	January 22 at Auburn defeated Auburn, 66-58
Head Coach	Anthony Grant
Career Record	105-47 (5th season)
UA Record	29-22 (2nd season)
vs. LSU	2-0

Upcoming LSU Basketball Media Calendar

31 MONDAY Trent Johnson Radio Show at T J Ribs (7 p.m., LSU Sports Radio Network) SEC Teleconference, Coach Johnson at 10:28 a.m. Contact SEC Office for number and passcodes MEDIA SESSION -- 2 p.m. Practice Facility	1 TUESDAY Leave for Knoxville	2 WEDNESDAY Game No. 22 South Carolina at LSU, 7 p.m. (Maravich Center) TV: SEC Network, ESPN3. Radio: LSU Sports Radio Network (100.7 FM in Baton Rouge).	3 THURSDAY MEDIA SESSION -- 2 p.m. Practice Facility	4 FRIDAY	5 SATURDAY Game No. 23 Mississippi State at LSU 3 p.m. CST (Maravich Center) TV: SEC Network, ESPN3 ... Radio: LSU Sports Radio Network (100.7 FM in Baton Rouge).	6 SUNDAY Inside LSU Basketball presented by Academy Sports and Outdoors, LSU Sports Television Network, 10:35 p.m. WBRZ-TV in Baton Rouge
---	---	---	--	---------------------------	---	---

LSU Media Services

Media Availability

Coach Trent Johnson is available in his office for early morning appointments and phone interviews. Please contact Basketball SID Kent Lowe (225-578-1864, clowe@lsu.edu) at least 24 hours in advance.

SEC Teleconference

The 12 SEC coaches are featured on a teleconference each Monday through the conference season. The conference starts at 10 a.m. (CST). Coach Johnson is on at 10:28 a.m. CST. To access the media only number contact Kent Lowe or the SEC Media Relations Office (205-458-3010).

Media Sessions

Coach Johnson meets with during SEC season on Mondays and Thursdays prior to games, before practice at a time to be announced, in the practice facility meeting room. Some travel and scheduling issues may change the time and day so media should contact the Sports Information Office to confirm start time.

The Trent Johnson Show

Presented by Capital One Bank

The weekly call-in show takes place Mondays at 7 p.m. from T.J. Ribs on Acadian Thruway ... The show airs in Baton Rouge on local flagship New Country 100.7 FM The Tiger, on the Internet at www.LSUports.net and on many LSU Sports Radio Network affiliates.

Inside LSU Basketball

Coach Johnson's weekly TV show is on a state-wide network ... WBRZ-TV, Channel 2, airs the show at 10:35 p.m. Sundays Television affiliates for the show are listed online at LSUports.net/tvaffiliates

Player Media Sessions

The players will be available at the media sessions that are normally conducted on Mondays and Thursdays during the SEC season. Please let Kent Lowe (225-578-1864, clowe@lsu.edu) know which players you would like to have at the media session at least 24 hours in advance.

Post Game

Coach Johnson will be in the media room of the practice facility after the game and the NCAA cooling off period ... Requested players will be brought to the practice facility media room as well. ... THE LSU DRESSING ROOM IS CLOSED ... To reach the media room, take the Northwest Corridor portal (where the LSU team enters the floor) ... When reaching the multi-purpose room and the glass doors, turn right ... Before reaching the steps, turn left and then take a right down the first hallway to the double wood doors and enter the media room. LSU marshalls will help direct you to the area ... The visiting coach has an interview area (where the pre-game meal is served) that he can use for his post-game media obligations if he wishes.

WHO TO CONTACT

Sports Information Office

(225) 578-8226

Michael Bonnette - mbonnet@lsu.edu

Assoc. AD/Sports Information Director

C. Kent Lowe - clowe@lsu.edu

Sr. Assoc. Sports Information Director (Basketball Contact)

Jake Terry - jterry9@lsu.edu

Associate Sports Information Director (Social Media)

LSU Television

Kevin Wagner - jwagne2@lsu.edu

LSU Radio

Jim Hawthorne - lsuradio@lsu.edu

LSU Sports Information Mailing Address

P.O. Box 25095, Baton Rouge, LA 70894

ON THE INTERNET

www.LSUports.net/media

The Official Website of LSU Athletics is home to all the basketball information you need. Schedules, results, rosters, bios, statistics and game notes can be found and are always up to date.

<http://media.lsuports.net>

Media can access images for all LSU athletic teams, including action shots, heads shots, logos, etc. To gain access to the high-resolution pictures, email Michael Bonnette. You will be assigned a login and password that will enable you to retrieve pictures. This service is for the media use only.

LSUports.net/media

Request credentials online, go to the men's basketball link.



LSU Basketball on Twitter & Facebook

facebook.com/lsubasketball
twitter.com/lsubasketball
twitter.com/lisucoachjohnson
twitter.com/lsumediaalerts
LSUports.net/connect

Trent Johnson

Head Coach • 3rd year at LSU (12th year as head coach)

Trent Johnson believes the LSU basketball program is moving forward.

With an outstanding recruiting class of student-athletes that fit the LSU program, Johnson is anxious to see this group "be a team" in 2010-11.

As Johnson, the 20th head men's basketball coach at LSU enters his third season, he seeks to build on more than a decade of excellence at LSU, Stanford and Nevada. Having earned Conference Coach of the Year in all three leagues (WAC, Pac-10 and SEC), Johnson and his staff continue toward maintaining LSU basketball as one of the premier programs in the country.

In his first season at LSU, Johnson led the Tigers to 27 wins, tied for the third most wins in a season in LSU history, and won the SEC regular season championships with a record of 13-3. LSU returned to the NCAA Tournament for the first time since 2006, advancing to the second round before falling, 84-70, to North Carolina. In the opening round, LSU defeated nationally-ranked Butler.

Coach Johnson, who eats, sleeps and drinks college basketball year round, believes in both development on the court and also personal, social and academic development. As players grasp his vision for success, they have the opportunity to embrace playing in a face-paced system, executing in the half court and defending and rebounding at a high level.

Johnson has a record of success that continues here at LSU. His team will have to blend together and learn from a coach that is a fierce competitor who exudes and demands toughness.

His devotion to the team, his protective beliefs toward his players and his loyalty to his former players is evidenced by the fact that three of his former players are now members of the LSU basketball staff. Johnson is a program builder and he has re-established the base of the LSU program by visiting with former players and coaches to bring together the past, present and the future of the program.

Johnson also is charged with the development of athletes both on and off the court. Off the court, he is working hard to make sure student-athletes understand the "student" part of their days at LSU. At all three spots in his head coach-

ing career, he has developed not just successful athletes and winning basketball teams, but young men who are having success in life.

In his head coaching career, he has taken teams in seven of the last eight seasons to post-season play, including five NCAA appearances. In addition, Johnson has seen six of his former assistant coaches become head coaches at successful programs.

Johnson has been rewarded as the consensus SEC Coach of the Year and was a finalist for four national coach of the year honors as he became the first LSU men's basketball coach to win the league title and take the team to post-season play in his first year at the school.

Under Johnson's watch, he has already coached an SEC POY in Marcus Thornton who now plays for the NO Hornets, and Tasmir Mitchell, who finished his career as the third all-time leading scorer and sixth all-time rebounder in school history. Mitchell, Garrett Temple (who has logged NBA time) and Chris Johnson are all playing in the NBA D-League.

Those four players represent Johnson's ability to teach and mold a well-rounded basketball player into having both a good offensive and defensive presence that can benefit the team and provide a chance to play at the next level.

Johnson has always been a big believer in special causes and joined former LSU basketball coach Dale Brown and star center Shaquille O'Neal in cutting a series of commercials that aired nationally for the "Be A Match" organization in support of bone marrow donors.

This past June, Johnson was part of a 10-day trip to Africa as part of the TRIAD Trust program that was established to stop the transmission of HIV through culturally relevant, locally sustainable health and life skills education-based programs in communities affected by HIV/AIDS.

He also is a member of the Board of Directors of the National Association of Basketball Coaches and has served on the NABC Special Committee on Recruiting and Access.

Johnson, who was born in Berkeley, Calif., and calls Seattle, Wash., his home, is married to Jackie and they have two children: a daughter, Tinishia, 27, and a son, Terry, 24.



The Johnson File

NAME: Trent Johnson
BIRTH DATE: September 12, 1956
AGE: 54
BIRTHPLACE: Berkeley, Calif.
HOMETOWN: Seattle, Wash.
WIFE: Jackie
CHILDREN: Tinishia (27), Terry (24)
COLLEGE: BS, Boise State University, 1986

PLAYING EXPERIENCE

Boise State University (Boise, Idaho)
 Finished in the top 10 in career scoring and rebounding at the school ... In 1976, team advanced to NCAA Tournament after winning the Big Sky Tournament ... In his junior year, named the Most Improved Player and in his final season was named All-Big Sky.

COACHING EXPERIENCE

1986-89 - Assistant Coach, Utah
1989-92 - Assistant Coach, University of Washington
1992-96 - Assistant Coach, Rice.
1996-99 - Assistant Coach, Stanford
1999-04 - Head Coach, University of Nevada ... Compiled a 79-74 overall record ... 2003 team went to NIT, 2004 team won WAC Tourney and advanced to the NCAA Sweet 16.
2004-08 - Head Coach, Stanford ... Four year record of 80-47 ... Team advanced to post-season play each of his four years, 2008 team won 28 games and advanced to the NCAA Sweet 16.
April 10, 2008 -- Named the 20th Head Basketball Coach at LSU.
2008-09 -- LSU wins the SEC title with 13-3 record, finishes 27-8 and advances to the second round of NCAA Tournament to push mark to seven straight years of coaching teams to post-season play.
Nov. 24, 2010 -- Won his 200th game as a collegiate head coach (78-36, vs. Centenary).

LEAGUE COACH OF THE YEAR HONORS

2003 -- Western Athletic Conference
2008 -- Pac-10
2009 -- Southeastern Conference

The Trent Johnson Record

YEAR	SCHOOL	/---OVERALL---/		/---CONF.---/		FINISH
		W-L	PCT.	W-L	PCT.	
1999-00	Nevada	9-20	.310	6-10	.375	3rd-Big West
2000-01	Nevada	10-18	.357	3-13	.187	9th-WAC
2001-02	Nevada	17-13	.567	9-9	.500	5th-WAC
2002-03	Nevada	18-14	.562	11-7	.611	4th-WAC NIT First Round
2003-04	Nevada	25-9	.735	13-5	.722	1st WAC/Tourney Champ; NCAA Sweet 16
2004-05	Stanford	18-13	.581	11-7	.611	4th-Pac 10/NCAA First Round
2005-06	Stanford	16-14	.533	11-7	.611	5th-Pac 10/NIT Second Round
2006-07	Stanford	18-13	.581	10-8	.555	6th-Pac 10/NCAA First Round
2007-08	Stanford	28-7	.800	13-5	.722	2nd-Pac10/NCAA Sweet 16
2008-09	LSU	27-8	.771	13-3	.812	1st-West, SEC Champs, NCAA 2nd rd.
2009-10	LSU	11-20	.354	2-14	.125	6th-West
2010-11	LSU	10-10	.500	2-3	.400	
Totals	12 Years	207-159	.565	104-91	.533	7 tournaments, 2 NCAA Sweet 16
	Nevada	5 Years	79-74	.516	.488	1 WAC title, 1 NCAA Sweet 16
	Stanford	4 Years	80-47	.630	.625	4 tournaments, 1 NCAA Sweet 16
	LSU	3 Years	48-38	.558	.459	1 SEC Title, 1 NCAA 2nd Rd.

CAREER SPECIALTY NUMBERS

CAREER DOUBLE-FIGURE GAMES

Storm Warren 25
 Andre Stringer 13
 Ralston Turner 11
 Malcolm White 9
 Aaron Dotson 8
 Garrett Green 6
 Matt Derenbecker 6
 Eddie Ludwig 1

CAREER DOUBLE-FIGURE REBOUNDS

Storm Warren 12
 Malcolm White 3
 Garrett Green 2

CAREER DOUBLE-DOUBLES

Storm Warren 11
 Malcolm White 2
 Garrett Green 2

CAREER THREE-POINTERS

Andre Stringer 40
 Ralston Turner 34
 Aaron Dotson 20
 Matt Derenbecker 19
 Chris Bass 11
 Daron Populist 7
 Garrett Green 7
 Jalen Courtney 2
 Eddie Ludwig 2

CAREER ASSISTS

Chris Bass 195
 Aaron Dotson 68
 Andre Stringer 57
 Eddie Ludwig 33
 Storm Warren 27
 Matt Derenbecker 26
 Ralston Turner 23
 Garrett Green 17
 Daron Populist 15
 Malcolm White 6

CAREER BLOCKS

Storm Warren 81
 Garrett Green 26
 Malcolm White 25
 Aaron Dotson 19
 Chris Bass 7
 Andre Stinger 4
 Eddie Ludwig 3
 Ralston Turner 3
 Matt Derenbecker 1
 Jalen Courtney 1

CAREER STEALS

Storm Warren 68
 Chris Bass 41
 Eddie Ludwig 27
 Garrett Green 27
 Aaron Dotson 23
 Andre Stringer 22
 Matt Derenbecker 13
 Ralston Turner 10
 Malcolm White 5
 Daron Populist 1

2010-11 LSU Men's Basketball Roster

NO.	NAME	CL.	POS.	HT.	WT.	EXP.	HOMETOWN/LAST SCHOOL
3	Garrett Green	Jr.	F	6-11	230	2VL	Woodland Hills, Calif/Taft HS
4	Chris Bass	Jr.	G	6-1	185	2VL	Baton Rouge, La./Lee Academy (Ma.)
5	Malcolm White	Jr.	F	6-9	225	RS	Baton Rouge, La./Ole Miss
10	Andre Stringer	Fr.	G	5-9	170	HS	Jackson, Miss./Forest Hill HS
13	Eddie Ludwig	So.	F	6-9	215	1L	Metairie, La./Metairie Park Country Day
14	Jalen Courtney	Fr.	F	6-8	210	HS	Jackson, Miss./Provine HS
21	Matt Derenbecker	Fr.	F	6-7	185	HS	Metairie, La./Metairie Park Country Day
22	Ralston Turner	Fr.	G	6-6	193	HS	Muscle Shoals, Ala./Muscle Shoals HS
24	Storm Warren	Jr.	F	6-7	230	2L	Monroe, La./Richwood HS
25	Daron Populist	So.	G	5-10	170	1L	Slidell, La./Salmen HS
41**	Justin Hamilton	Jr.	C	6-11	260	TR	Alpine, Utah/Iowa State
45	Aaron Dotson	So.	G	6-4	205	1L	Seattle, Wash./Rainier Beach HS
55**	Andrew Del Piero	So.	C	7-2	286	RS	Austin, Texas/Westlake HS

**redshirt in 2010-11 after transferring from Iowa State; **redshirt in 2010-11

Head Coach: Trent Johnson (Boise State, '86), 3rd year at LSU

Assistant Coach: Donny Guerinoni (Nevada, '01), 3rd year at LSU

Assistant Coach: Lynn Nance (Washington, '65), 1st year at LSU

Assistant Coach: Brent Scott (Rice, '03), 3rd year at LSU

Director of Basketball Operations: Nick Robinson (Stanford, '05), 2nd year at LSU

Executive Asst. to Head Coach: Brittany Carvalhido (Oklahoma State, '05), 1st year LSU men, 3rd year at LSU

A High School Correction

We must make note that there is a mistake in the written media guide publications on the high school of LSU's Andre Stringer ... He is actually from **Forest HILL** High School in Jackson, Miss., not Forest Park as appears in the guide ... He is one of two players from Jackson as Jalen Courtney came to LSU from Provine High.

Transactions

Center Andrew Del Piero was redshirted prior to the beginning of the season ... Dennis Harris sprained his left ankle the week of the season opener ... Missed the first seven games, but returned against Central Michigan (12/11) ... Eddie Ludwig saw limited time in mid-December due to a cut on his head ... Dennis Harris was dismissed from the team on Jan. 7 because of violation of team rules ... **Ralston Turner suffered a stress reaction in his right foot late in the Virginia game (1/2) and missed the Auburn (1/8), Arkansas (1/12), UK (1/15), Ole Miss (1/22) and UT (1/26) games ... Returned to practice Jan. 24 and did dress for UT game but did not play ... Listed as probable for Alabama game ... Storm Warren did not play vs. Virginia (1/2) with tendonitis in his right Achilles ... Played limited minutes in first four SEC games ... Held out of UT game (1/26) ... Listed as questionable for Alabama.**

The Numbers Game

Here are some of the important numbers with the LSU basketball program:

103 – This is the 103rd season of basketball at LSU.

33-4 – LSU record in Trent Johnson era when scoring at least 70 points.

6 -- Fewest points in a half LSU has allowed (1/8 first half at Auburn) ... Previous mark 9 vs. N. Carolina (12/4/82)

4-24 -- Arkansas win (1/12) marked the fourth time in the Trent Johnson era and the second time this season (Central Michigan the other - 12/11) that LSU has won when scoring less than 60 points.

7-0, 21-3 -- LSU is 7-0 this season, 21-3 in the Trent Johnson era when LSU allows less than 60 points.

2-2 -- LSU record in overtime in Trent Johnson era (1-1 this season, C. Carolina, 12/13, McNeese 12/16)

5 -- No of wins in the Trent Johnson era when LSU trailed both at the 10 and 5 minute marks (last Central Michigan, 12/11)

1 -- One loss in Trent Johnson era when LSU scores at least 80 points (Aub, 1/20/10)

11 -- Number of career double doubles by Storm Warren (two this season)

2 -- Number of career double doubles this season and career for Malcolm White and Garrett Green.

10-0 -- Record when LSU shoots 50 percent or better in the Trent Johnson era (3-0 this year)

7 -- Number of times LSU has won when outrebounded in Trent Johnson era (7-25 record)

38-11 -- Record when LSU out rebounds opponent, but two losses this year (Nicholls, Memphis).

44-5 -- Record when LSU out shoot opponents.

1407 -- Number of LSU wins in program history (1,400 came 11/24 vs. Centenary)

6 -- Number of SEC titles LSU has won since 1980 (second most in SEC)

3 – Number of SEC Championships won or shared since 2000 (2000, 2006, 2009)

10 -- Number of SEC championships LSU has won, second most in league.

Last Game – Tennessee 75, LSU 53 (January 26 -- Knoxville)

For the third consecutive game, a team hits 10 three-pointers against LSU as the Tigers fall for the third straight game in league play ... LSU shot 34 percent from the field (18-of-53) and 5-of-23 from the arc as Tennessee shot 46.8 percent overall (29-of-62) and out rebounded LSU, 39-31 ... Matt Derenbecker led LSU with 13 points with Eddie Ludwig back in the starting lineup to score his first career double figure game with 12 points ... Malcolm White just missed a double double with 10 rebounds and nine points ... Tennessee had 20 assists in the game, the first time a team has topped 20 assists against LSU since Vanderbilt had 21 in a game in Jan. 2008

What Won Games For LSU

There has been a similar look in the last three LSU victories against Southern (12/27), Auburn (1/8) and Arkansas (1/12):

Southern – 4-of-26 FG (15.4%), 1-of-5 3FG (20%), out rebounded by 4 ... LSU leads, 28-12
Auburn – 2-of-24 FG (8.3%), 1-of-8 3FG (12.5%), out rebounded by 12 ... LSU Leads, 32-6
Arkansas – 5-of-27 FG (18.5%), 1-of-9 3FG (11.1%), out rebounded by 16 ... LSU leads, 31-17

The three teams were a combined 11-of-77 (14.3%) from the field, 3-of-22 from three-point range and were out rebounds a combined 32 boards in the three games.

LSU's first half against Auburn (1/8), a combination of LSU defense and a bunch of Auburn missed shots that led to LSU's 32-6 advantage that sent researchers scrambling for the record books for fewest points in a first half in the shot clock era:

1. 5 – by California, vs. Notre Dame (21), 11-26-10

2. 6 – by Auburn, vs. LSU (32), 1-8-11

2. 6 – by Northwestern, vs. Illinois (30)

Savannah State scored just four points in the second half on Jan. 7, 2008 against Kansas State for the fewest points allowed in any half.

The LSU school record actually came in the pre-shot clock era of nine points scored by North Carolina on Dec. 4, 1982 ... In the shot clock era, the fewest points is the 10 Nicholls scored in the second half on Dec. 30, 2001 ... In an SEC game, the previous low LSU has surrendered is 14 by Alabama in the first half on Jan. 20, 1988.

10, 10, 10

In the last three losses for LSU, one consistent is that the Tigers have surrendered 10 three-pointers to each team – Kentucky, Ole Miss and Tennessee ... In the Kentucky game, the Wildcats hit 7-of-12 in the first half, while in the Ole Miss game, the Rebels made 7-of-10 in the second half ... Wednesday at Knoxville, the Volunteers knocked down 6-of-13 in the opening 12 minutes.

In the five league games, opponents have made 40 treys (ironically just 10 combined in LSU's two wins) and shooting 37.4 percent compared to LSU's 20 treys, shooting 20.8 percent.

Isaac, O'Bryant Nominated For McDonald's Game

Both of LSU's fall signees – John Isaac of Pickering (La.) High and Johnny O'Bryant from Eastside (Cleveland, Miss.) HS – are among the players nominated to possibly play in the 2011 McDonald's All-Star Game in Chicago on March 30 ... The teams will be announced in an ESPN special program on Feb. 10.

Coaches Vs. Cancer Suits and Sneakers Awareness Weekend

Members of the LSU staff will be joining coaches from all over the country this weekend as part of the annual initiative of the American Cancer Society and the National Association of Basketball Coaches to demonstrate their support for the American Cancer Society by wearing sneakers with their coaching clothes ... This is the seventh annual awareness weekend spotlighting the face that while cancer remains a major health concern, everyone can take daily steps to reduce their risk of the disease.

About Alabama, The Series

Alabama has had a week off prior to the LSU game, after winning 68-58 at the Auburn Arena on Jan. 22 ... JaMychal Green and Tony Mitchell each had 15 points for the Crimson Tide, with Trevor Releford and Senario Hillman adding 10 each ... Alabama shot 41.7 percent overall (20-of-48) but was 4-of-20 from the arc ... Auburn out rebounded the Tide, 36-29 ... Alabama is 12-7 overall and leading the West with a 4-1 record ... The Tide is a perfect 10-0 at Coleman Coliseum this season ... Green is averaging 15.5 points for the year and Mitchell 14.5 in the overall stats, but Green has stepped that number up to 17.0 points per contest.

Alabama leads the overall series, 98-68, including a 63-17 mark in games played in Tuscaloosa ... Alabama won both games last year after the teams split the previous two seasons

CAREER DOUBLE-DOUBLES

STORM WARREN (11)

Game	Date	Pts	Reb
Alcorn State	11/20/08	11	11
ULM	11/13/09	15	12
Indiana State	11/16/09	14	12
Western Ky.	11/17/09	20	11
UL-Laf.	12/1/09	18	16
N'wesern st.	12/12/09	21	16
SE Louisiana	12/14/09	14	12
Nicholls	12/17/09	13	11
Auburn	1/20/10	17	11
UT-Martin	11/18/10	12	11
Houston	11/30/10	12	11

MALCOLM WHITE (2)

Game	Date	Pts	Reb
UT-Martin	11/18/10	12	15
Southern	12/27/10	16	11

GARRETT GREEN (1)

Game	Date	Pts	Reb
Wichita St	12/18/10	15	13
Arkansas	1/12/11	10	10

LSU Scoring Runs

5-0	23
6-0	18
7-0	9
8-0	5
9-0	5
10-0	5
11-0	2 (UTM, C. Mich)
12-0	
13-0	
14-0	1 (Centenary)
15-0	2 (Auburn, Auburn)

Opp. Scoring Runs

5-0	22
6-0	13
7-0	14
8-0	9
9-0	7
10-0	
11-0	3 (C. Mich, Auburn, Ole Miss)
12-0	1 (Ole Miss)
13-0	1 (Rice)
14-0	1 (C. Carolina)
18-0	1 (Auburn)

COMPARING THE STATISTICS

Overall	LSU	UA
Scoring Average	64.3	67.5
Opp. Scoring Average	64.5	57.3
Scoring Margin	-0.2	+10.2
FG Percentage	40.1	45.5
Opp. FG Percentage	40.0	36.0
3 PT FG Pct.	32.6	31.0
Opp. 3 PT FG Pct.	31.9	29.7
3FGs per Game	5.9	4.4
FT Percentage	66.5	71.1
Opp. FT Percentage	68.8	65.4
FT Made Per Game	15.1	11.5
Rebound Avg.	36.7	38.5
Opp. Rebound Avg.	36.0	33.7
Rebound Margin	+0.7	+4.8
Assists Average	12.0	13.4
Turnover Average	14.5	14.9
Blocks Average	3.8	5.4
Steals Average	6.3	9.5
--		
SEC Games Only	LSU	UA
Scoring Average	53.2	66.6
Opp. Scoring Average	68.6	59.6
Scoring Margin	-15.4	+7.0
FG Percentage	34.7	44.7
Opp. FG Percentage	42.0	35.9
3 PT FG Pct.	20.8	25.5
Opp. 3 PT FG Pct.	37.4	27.9
3FGs per Game	4.0	2.8
FT Percentage	63.2	70.9
Opp. FT Percentage	73.3	63.2
FT Made Per Game	12.0	14.6
Rebound Avg.	35.8	38.6
Opp. Rebound Avg.	37.8	35.6
Rebound Margin	-2.0	+3.0
Assists Average	11.2	9.8
Turnover Average	15.0	15.0
Blocks Average	3.4	5.2
Steals Average	5.4	9.2

... LSU last won in Tuscaloosa in 2004 and 2000.

Anthony Grant is in his second season as the head coach at the University of Alabama ... Grant spent three seasons at Virginia Commonwealth.

Season 40 At PMAC

It was the 1971-72 season that the first game was played in the then LSU Assembly Center, although the Tigers had to open on the road for the first five games before returning home to open the building on Jan. 3, 1972 against Vanderbilt, an 80-73 loss. The Tigers got their first win in the building on Jan. 6, 1972 against Georgetown, 90-71.

Last year, LSU was 11-7 in the Maravich Center, 9-1 in non-conference games ... LSU finished non-conference play 7-3 this season and 460-157 (74.5) all-time in the building and 247-36 in non-conference games (.873) ... Trent Johnson is 28-5 in home non-conference games.

The Tigers are 213-122 in SEC home games in the PMAC (63.8 percent) ... Trent Johnson is 10-8 in the 18 SEC home games in his two years.

Success At Home

The PMAC has proved to be a difficult place to play as since the start of the 2002-03 season, LSU has won 115 games. LSU's win total is second only to Florida in the same time period (through play on Wednesday):

Florida 130

LSU 115

Vanderbilt 111

Kentucky 110

Tennessee 107

Alabama 104

Arkansas 103

Mississippi State 97

South Carolina 93

Auburn 91

Ole Miss 90

Georgia 86

On The Road

The win by the Tigers at South Alabama on Nov. 28 marked the first win on an opponent's home court since the Tigers beat Kentucky on Feb. 28, 2009 ... Between home and neutral courts a year ago, LSU was 0-13, compared to the championship year of 2009 when LSU was 8-6, including 6-3 in SEC play ... LSU's win at Auburn (1/8) was its second road win of the year in five games ... In program history, LSU is 402-573 on opponent's home courts ... Trent Johnson is 8-16 in true road games and 10-26 in all games away from the Maravich Center.

LSU Second In SEC Titles Over Last 30 Years

LSU has won 10 Southeastern Conference titles in its first 102 seasons and six of those have come since the 1980-81 season, which is second only to the 12 that Kentucky has won during that time period. Florida is third with four. Tennessee (3), Mississippi State (2), Alabama (2) and Arkansas (2) are the only ones with multiple conference regular season titles in that time period.

Shooting The Ball

Three times this season, LSU has been able to shoot at least 50 percent from the field ... The first came in the opening game of the season (Nov. 12) against Northwestern State when LSU shot 60 percent (24-of-40) ... It marked the first time LSU shot 60 percent from the field since shooting 63.6 percent against Grambling State on Dec. 13, 2008 ... LSU's 32 free throw makes in the game were the seventh most free throw makes in LSU history.

At South Alabama (11/28), LSU was 16-of-24 in the first half to propel a 25-of-47 shooting game (53.2 percent) ... LSU was 12-of-17 from the three-point arc and shot 70.6 percent ... LSU made it two straight games at 50 percent or better against Houston (11/30), making 17-of-30 in the first half enroute to a 26-of-52 night (50.0%).

The Tigers are now 3-0 this year when shooting 50 percent or better and 10-0 overall in the Trent Johnson era.

LSU's 42.9 percent shooting at Auburn (24-of-56) (Jan. 8) marked the only time LSU has been over 40 percent from the field since the Dec. 16 game with McNeese State (span of nine games) ... LSU is 11th in the league in shooting at 40.1 percent but fifth in field goal percentage defense at 40.0 percent (up 1.4 percent in the last two games) ... LSU is 12th in league field goal percentage at 34.7 percent.

The Arc

After making threes on a somewhat record pace through the first part of the season, the

treys have been hard to come by for the Tigers who are now 117-of-359 (32.6 percent) ... Since league play started, the Tigers have dropped from second to 10th in the league in three-point percentage after making just 20-of-96 (20.8 percent) in the first five league games ... LSU's six treys against Ole Miss (1/22) marked the most since hitting 12 against Rice on Dec. 29. .

LSU has made an average of 5.9 treys a contest, an improvement from last season when LSU made 141 threes (an average of 4.5 a game) ... LSU made just 28.7 percent a year ago from the arc ... With Ralston Turner out, Andre Stringer is now the team leader with 40 makes ... Turner has 34, Matt Derenbecker 19 and Aaron Dotson 13 ... Those four have combined to make 106 of LSU's 117 treys.

The South Alabama game, with LSU making 70.6 percent, marked the first time LSU had hit 70 percent in a game since Jan. 7, 1989 when LSU was 7-of-9 from the three-point line against Auburn (77.8 percent) ... Twice this season at South Alabama and at Rice, LSU has made 12 treys.

The Free Throws

LSU's season percentage is now at 66.5 percent (302-454) for the season, after LSU has shot better than 70 percent in back-to-back games for the first time since games 10 and 11 this season ... LSU was 15-of-19 (78.9) versus Ole Miss (1/22) and 12-of-17 (70.6%) at Tennessee (1/26) ... LSU is ninth in the league in free throw percentage ... LSU averaged 70 percent from the stripe in the first eight games of the season, but in the five SEC games is 60-of-95 (63.2 percent), up from 55.9 percent prior to the Ole Miss game.

Eddie Ludwig leads the team at 77.3 percent (34-of-44), with Andre Stringer at 75.8 percent (75-of-99) and Aaron Dotson at 75.7 percent (56-of-74).

Player Efficiency Quota

Like the quarterback ratings in the NFL, the NBA uses an efficiency scale to determine its top players ... It's the plus or minus number coaches look at when determining the success of a player's game night ... The quotient is based on a plus-minus + total of: (Points + Rebounds + Assists + Steals + Blocks) minus ((Field Goal Attempts - Field Goals Made) + (Free Throw Attempts - Free Throws Made) + Turnovers) ... Here is what the crack research staff at LSU came up with when applying the formula to some of the LSU players and their season efficiency quota average coming into Wednesday's game:

Storm Warren - +10.2, unchanged DNP

Andre Stringer - + 8.8, down 0.5

Malcolm White -- +9.0, plus 0.1

Ralston Turner -- +8.9, unchanged DNP

Garrett Green -- +7.3, down 0.3

Aaron Dotson -- +7.3, down 0.1

Eddie Ludwig -- +5.0, plus 0.2

Matt Derenbecker -- +5.9, up 0.8 in last two gms (in SEC play, Derenbecker's number is +12.0)

Chris Bass -- +4.0, unchanged

The figure also comes into played in individual game totals and here are some of the best this year -- +25, Aaron Dotson vs. Memphis (11/21); +24, Storm Warren vs. Houston (11/3); +22, Andre Stringer, South Alabama (11/28); +22, Garrett Green, Wichita State (12/18); +22 Malcolm White, Southern (12/27) ... Garrett Green in the Auburn game (1/8) with his 18 points, five rebounds, an assist, a block and a steal, finished at +21 ... Matt Derenbecker was +19 in the contest.

Aaron Dotson

Hard work and patience has paid off for the Seattle sophomore as he has been able to play with confidence and full speed this season ... A knee injury at Rainier Beach HS caused him to miss most of his senior season after signing with LSU and it shook his confidence as a college freshman ... Against Northwestern State (11/12), Dotson hit 5-of-5 field goals (one of only two players in the SEC to be perfect from the field on opening night) and scored 17 points in 27 minutes of play ... Against UT-Martin, Dotson hit 4-of-8 field goal attempts and 5-of-6 at the line to get 13 points and six rebounds in 19 minutes ... Against Memphis (11/21), Dotson scored 12 points and had one of the rare four-point plays with a long three-pointer and a free throw ... Dotson was able to get back in double figures for the fifth time this season, scoring 10 against Kentucky (1/15) ... He is averaging 7.3 points per game, compared to his freshman average of 3.2 points a season ago.

Chris Bass Turning Assist Numbers

The junior, whose brother Brandon, was 2005 SEC Player of the Year and plays now for the NBA Orlando Magic, last year was one of the tops in the SEC in assist-to-turnover ratio with 97 assists and just 38 turnovers ... Only in two games this year has he not had an equal or positive assist-to-turnover ratio and had the best game of his career at Rice (12/29) when he had eight

TIGER TRENDS

LSU RECORD...	10-11	COACH JERA
In November	5-2	13-4
In December	3-4	14-7
In January	2-4	9-15
In February		9-7
In March		3-5
In April		
LSU vs. AP Ranked Opponents		
At home		0-4
On the road	0-1	0-2
Neutral	0-1	1-3
LSU's Record in Games...		
Decided by 5 pts or less	2-1	11-6
Decided by 10 pts or less	4-5	19-19
Decided by 11 pts or more	6-5	29-19
At night	9-7	36-22
During the day	1-3	12-16
Decided in Overtime	1-1	2-2
Televised	7-8	26-34
LSU's Record When Scoring...		
Less than 60 points	2-6	4-24
60-69 points	2-4	11-10
70-79 points	4-0	17-3
80-89 points	2-0	12-1
90-99 points		4-0
100 or more points		
LSU's Record When Allowing...		
Less than 60 points	7-0	21-3
60-69 points	2-2	19-10
70-79 points	1-7	7-22
80-89 points	0-1	0-8
90-99 points		1-1
100 or more points		
LSU's Record When...		
Leading at the half	10-3	38-11
Losing at the half	0-7	7-28
Tied at the half		3-2
Lead 10 minutes left	9-0	41-3
Losing 10 minutes left	1-10	5-34
Tied 10 minutes left		2-1
Lead 5 minutes left	9-0	42-1
Losing 5 minutes left	1-10	5-37
Tied 5 minutes left		1-0
LSU's Record When Shooting...		
50% or higher	3-0	10-0
Less than 50%	7-10	38-38
Better than opponent	10-1	44-5
Worse than opponent	0-9	4-33
Even Shooting		
More 3PT FGs than opp.	3-3	19-7
LSU's Record When...		
Outrebounding opp.	9-2	39-11
Outrebounded by opp.	1-8	7-26
Equal rebounds		2-1
LSU's Record When Committing...		
Fewer TO than opp.	3-5	26-16
More TO than opp.	7-4	18-18
Equal TO	0-1	4-4
15 or fewer TO	6-7	32-30

TRENT JOHNSON ERA INDIVIDUAL SUPERLATIVES

Points

1. 41 Tasmin Mitchell - at Miss. St. (2-11-09)
2. 38 Tasmin Mitchell - vs. Aub. (1-20-10)
3. 33 Marcus Thornton - vs. SE La (1-3-09)
4. 32 Marcus Thornton - vs. Fla. (2-24-09)
5. 31 Marcus Thornton - vs. Miss. St. (1-21-09)
6. 30 Marcus Thornton - 3 times
6. 30 Tasmin Mitchell - vs. SC (1-14-09)

FG Made

1. 15 Tasmin Mitchell - vs. Aub (1-20-10)
2. 12 Tasmin Mitchell - at Miss. St. (2-11-09)
2. 12 Tasmin Mitchell - at Georgia (2-4-09)
4. 11 Tasmin Mitchell - vs. Nicholls (12-17-09)
4. 11 Marcus Thornton - 3 times

3FG Made

1. 6 Marcus Thornton - vs. Florida (2/24/09)
- 2. 5 Ralston Turner - vs. Wichita (12/18/10)**
2. 5 Marcus Thornton - twice
2. 5 Bo Spencer - twice
- 7. 4 Andre Stringer - five times**
- 7. 4 Aaron Dotson - at S. Alabama (11/28/10)**
- 7. 4 Ralston Turner - at Rice (12/29/10)**
7. 4 15 other times

FT Made

1. 15 - Tasmin Mitchell - vs. Miss. St (2-11-09)
2. 12 - Marcus Thornton - Auburn (2-21-09)
- 3. 11 - Andre Stringer - vs. Houston (11/30/10)**
3. 11 - Tasmin Mitchell - NW State (12-12-09)
5. 10 - Marcus Thornton - Florida (2-24-09)
5. 10 - Tasmin Mitchell twice

Rebounds

1. 18 Tasmin Mitchell - vs. SE La. (12-14-09)
2. 17 Tasmin Mitchell - vs. Tennessee (2-4-10)
- 3. 16 Storm Warren - vs. NW State (12/12/09)**
- 3. 16 Storm Warren - vs. UL-Laf (12-1-09)**
- 5. 15 Malcolm White - vs. UT-Martin (11/18/10)**
5. 15 Tasmin Mitchell - Cal St Full (12/2/08)

Assists

1. 9 Garrett Temple - vs. Ole Miss (2/14/09)
1. 9 Garrett Temple - vs. Ole Miss (1/17/09)
- 3. 8 Chris Bass -- at Rice (12/29/10)**
- 4. 7 Andre Stringer -- vs. Arkansas (1/12/11)**
4. 7 Garrett Temple - vs. Cal St Full (12/2/08)
5. 6 Bo Spencer - vs. Florida (2/24/09)
5. 6 Garrett Temple - 4 times
5. 6 Chris Bass - 4 times

Blocks

1. 7 Chris Johnson - vs. Arkansas (1/31/09)
2. 6 Chris Johnson - twice
4. 5 Chris Johnson - Nicholls State (12/17/08)
5. 4 Chris Johnson - 10 times
5. 4 Storm Warren - vs. Houston (11/30/10)

Steals

1. 7 Marcus Thornton - vs. Arkansas (2/18/09)
2. 6 Tasmin Mitchell - vs. UL-Laf (12/31/08)
2. 6 Garrett Temple - twice
5. 5 Tasmin Mitchell - vs. Kentucky (2/28/09)
5. 5 Garrett Temple - vs. Xavier (1/24/09)
5. 5 Bo Spencer - vs. S. Carolina (1/14/09)
5. 5 Storm Warren - vs. Arkansas (2/24/10)
5. 5 Chris Bass - NW State (11/12/10)

assists and just one turnover in 24 minutes of play ... For Bass, it marked the first eight assist game for an LSU player since Garrett Temple had nine in 2009.

Bass now has 55 assists and 33 turnovers ... In his career, Bass has 195 assists and 85 turnovers (career 2.3 assist-to-turnover ratio).

Andre Stringer

The freshman from Jackson had a unique streak of being the Tigers top scorer in each of the first six games and double figures for the first seven ... He is second on the team in scoring at 12.6 points per game ... He has made four treys in a game five times and has 40 for the season (40-of-125), 32.0 percent ... He is also averaging 2.4 rebounds and 2.8 assists while playing an even 30 minutes a game ... Stringer has been compared to Darrel Mitchell, the point guard who could also shoot the three in 2006 when LSU went to the NCAA Final Four ... Against Arkansas, Stringer had seven assists and just two turnovers ... In SEC play, he is ranked in ninth in league assist average with 3.2 a game (13 total).

Stringer has struggled from the arc in the first four league games, hitting just 6-of-31 attempts, but he was 3-of-5 versus Ole Miss (1/22).

Ralston Turner

Turner's SEC start is on hold and it appears that Saturday might be the day he makes his league debut for the Tigers after suffering a stress reaction in his right foot in the second half of the Virginia game (1/2) ... The freshman had the best game by any LSU player this season against McNeese State (12/16), scoring 23 points ... But what he did against Wichita (12/18) may have been even more impressive as he scored all 21 points in the second half to lead LSU to a rally from 17 down in the first half to take the lead ... He became the first player this season to post back-to-back 20-plus point games and he had five treys in the game, tied for the second most by a player in the Trent Johnson era at LSU ... He is the team leader averaging 13.7 points per game and 3.1 rebounds ... He also became the first Tiger in almost a year to play more than 40 minutes, playing 41 in the overtime contest with McNeese ... Turner has started each of the first 15 games for LSU.

Freshman Scoring

Turner and Stringer are leading the freshman scoring group for the team that has accounted for just under 47 percent of the scoring and 30 of LSU's 53 double figure scoring games this season (Stringer 13, Turner 11, Matt Derenbecker 6) ... Also LSU is one of three teams in the league with freshman as leading scorer and one of two teams with multiple freshman on the top of the scoring chart for the team ... LSU has Turner and Stringer, while Kentucky has three freshmen (Jones, Knight and Lamb) ... South Carolina has freshman Bruce Ellington leading the Gamecocks in scoring ... Alabama's Trevor Releford is third in scoring for the Tide and Tobias Harris of UT is second in scoring.

Tigers Very Young, According to Pomeroy

This team with no seniors is one of the youngest in Division I basketball this year, ranked 326th youngest of 345 teams, according to the latest rankings of Ken Pomeroy at kenpom.com ... In fact, LSU is ranked youngest in the SEC, with Alabama ranked at 193 ... It should be noted, one of the teams that beat LSU, North Texas, with its four senior starters, is listed as the most experienced on the Pomeroy chart in D-1 ... Wichita State is 24th.

Storm Warren

The veteran member of this team without a senior as far as starts and playing time, Warren had started 44 consecutive games dating back to last year until he came off the bench at Rice (12/29) to score seven points and nine rebounds ... He had played in 48 consecutive games dating back to the end of the 2009 regular season until missing the game at Virginia (1/2) ... He had his second double double of the season at home against Houston (11/30) with 12 points and 11 rebounds ... Warren had his fourth double figure game against North Texas, hitting 5-of-11 shots for 10 points ... He now has 11 career double doubles ... The other came against UT-Martin (11/18) when he also had 12 points and 11 rebounds ... He had one of his double doubles as a freshman, eight last season and now two as a junior ... He was two off his career high in boards when he pulled down 14 against Nicholls State (11/16) ... He is averaging a team best 6.1 rebounds a game this season and 6.6 points per game.

Since missing the Virginia game with the tendonitis he has only been able to play 43 minutes in the first four league games and was held out of the Tennessee game Wednesday night.

Malcolm White

White became the 38th player in LSU history to grab at least 15 rebounds in a game, hitting that number against UTM (11/18) in recording his first collegiate double double ... White, who played at Ole Miss for two seasons, before transferring and sitting out last year under NCAA transfer rules, had 12 points, 15 rebounds and three blocks in 31 minutes ... White came off the

bench for the first time at LSU against Southern (12/27) with 15 points and 11 rebounds ... He is averaging 8.4 points (third on the team) and 5.6 rebounds a game after his third double figure rebound game ... White now has nine double figure scoring games.

Garrett Green

Green is probably the healthiest he has been at LSU fighting back problems all through his career ... Twice after scoring eight points off the bench against Memphis (11/21) and Centenary (11/24), he came back and just missed his first double digit scoring game with nine points in 20 minutes against Coastal Carolina (12/13) ... But starting with the Wichita (12/18) game, things have come up good for Green as he recorded career highs in minutes, points and rebounds to record his first double double with 15 points and 13 rebounds ... The consistency Coach Johnson wanted to see may have shown through as he now, after recording his second double double against Arkansas (1/12) with 10 points and 10 rebounds, the junior has double figure games in six of the last 10 games:

Wichita State – 15 pts, 13 rebounds (3-7 shooting, 1-1 3ptFG, 8-12 FT)

North Texas – 10 pts, 5 rebounds (5-10 shooting)

Virginia – 12 pts, 5 rebounds (6-9 shooting)

Auburn – 18 pts, 5 rebounds (9-11 shooting)

Arkansas – 10 pts, 10 rebounds (4-10 shooting)

Kentucky – 13 pts, 9 rebounds (5-16 shooting, 2 treys)

In three of the four games in those 10 Green did not have double figures were the three he started against Southern (12/27), Rice (12/29) and Ole Miss (1/22) ... Green is averaging 6.8 points for the season and 5.2 rebounds, but a team second best 10.4 points and 5.6 rebounds in the five league games.

Matt Derenbecker

The freshman all-state player from Metairie Park Country Day stepped into the starting line-up for LSU at Auburn (1/8) and in his first college start, played 39 minutes, hitting 6-of-12 field goals, including three treys to finish with 15 points and 8 rebounds ... He followed that up in the Arkansas game (1/12) with another double figure start with 12 points and eight boards in 38 minutes ... He has had double figure scoring in five of the last seven games and six for the season ... Derenbecker is averaging 6.5 points per game, 2.2 rebounds per game ... In his five SEC starts, he is leading the team in scoring average at 11.6 points per game.

Eddie Ludwig

The sophomore, also from Metairie Park Country Day, has started the five of the last six games inside for the Tigers in place of Storm Warren ... Ludwig is the team's best free throw shooter, averaging 77.3 percent with only 10 misses in 44 tries ... He is averaging 3.7 points per game and 2.9 rebounds a contest ... In league play, Ludwig is averaging 5.8 points per game.

Metairie Park Connection

Ludwig, a sophomore, and Derenbecker, a freshman, both came to LSU from Metairie Park Country Day where both shared in the 2009 state 1A championship ... Together they put up the double figure scoring numbers against Tennessee with Derenbecker getting 13 points and Ludwig scoring his first college double figure game with 12.

Eight Former Tigers Playing In NBA This Season

In the past week, the number of former Tigers has grown from six to eight as both Chris Johnson (Portland) and Garrett Temple (Milwaukee) have signed 10-day contracts in the league ... Here is the list:

Brandon Bass, Orlando Magic – 2nd season with Orlando, sixth in NBA

Glen Davis, Boston Celtics – 4th season with Boston

Chris Johnson, Portland Trail Blazers -- 1st season with Portland

Shaquille O'Neal, Boston Celtics – 1st season with Boston, 19th in the NBA

Anthony Randolph, New York Knicks – 1st season with Knicks, 3rd in the NBA

Garrett Temple, Milwaukee Bucks – 1st season with Milwaukee, 2nd in the NBA

Tyrus Thomas, Charlotte Bobcats – 1st full season with Charlotte, fifth in NBA

Marcus Thornton, New Orleans Hornets – 2nd season with Hornets

The NBA D-League features former LSU point guard Randy Livingston in his first season as the head coach of the Idaho Stampede. Rookie Tasmin Mitchell is playing for the Erie Bayhawks, while Darnell Lazare is on the roster of the Maine Red Claws. Lazare was a member of the 2006 Final Four team. Chris Johnson was on the roster for the Dakota Wizard before his call-up and Temple, who started the season with the Spurs, was playing with Mitchell at Erie ... Ronald

SCORING BREAKDOWN

CLASS	PTS	PCT.			
Freshmen	601	46.7			
Sophomores	229	17.8			
Juniors	457	35.5			
SCORING	PTS	PCT.			
Starters	918	71.3			
Bench	369	28.6			
POINTS IN PAINT	PTS	APG			
LSU	448	22.4			
Opponents	496	24.8			
POINTS OFF TO	PTS	APG			
LSU	247	12.3			
Opponents	305	15.2			
SECOND CHANCE POINTS	PTS	APG			
LSU	214	10.7			
Opponents	209	10.4			
BENCH SCORING	PTS	APG			
LSU	369	18.4			
Opponents	412	20.6			
FT% LAST 5 MINUTES (SEC Games)		PCT			
LSU (16-29, 55.2%)	85-127	66.9			
Opponents (11-14, 78.6%)	90-123	73.2			
FG% LAST 5 MINUTES (SEC Games)		PCT			
LSU (9-26, 34.6%)	63-138	45.7			
Opponents (17-42, 40.5%)	68-151	45.0			
3FG% LAST 5 MINUTES (SEC Games)		PCT			
LSU (0-7, 00.0%)	15-55	27.3			
Opponents (4-14, 28.6%)	19-55	34.5			
W-L RECORDS OF STARTING LINEUPS (G, G, F, F, F or G,G,G,F,F)					
1-1 -- Bass, Turner, Dotson, White, Warren					
6-4 -- Stringer, Turner, Dotson, White, Warren					
1-0 -- Stringer, Turner, Dotson, Green, Warren					
2-1 -- Stringer, Derenbecker, Dotson, White, Ludwig					
0-1 -- Stringer, Turner, Dotson, White, Green					
0-2 -- Stringer, Turner, Dotson, White, Ludwig					
0-1 -- Stringer, Derenbecker, Dotson, White, Green					
LEADING SCORERS -- Stringer 8, White 4, Turner 4, Green 3, Derenbecker 3					
LEADING REBOUNDERS -- Green 6, Warren 5, White 4, Turner 2, Ludwig 1, Derenbecker 2					
LEADING ASSISTS -- Bass 9, Stringer 8, Dotson 6, Ludwig 2, Turner 2					
TOTAL DUNKS -- White 12, Green 9, Warren 8, Dotson 3, Turner 3, Courtney 1, Bass 1.					
DOUBLE FIGURE SCORING GAMES -- Stringer 13, Turner 11, White 8, Green 6, Derenbecker 6, Dotson 5, Warren 4, Ludwig 1.					
DOUBLE DOUBLE -- Warren 2, White 2, Green 2					
PLAYERS SCORING IN DOUBLE FIGURES BY GAME					
0	1	2	3	4	5 or more
	1	9	6	3	1

STREAKING...

Consecutive Games in Double Figures...

Matt Derenbecker 2
Eddie Ludwig 1

Consecutive Games Without Fouling Out...

Chris Bass 33
Daron Populist 27
Matt Derenbecker 20
Garrett Green 16
Storm Warren 14
Jalen Courtney 14
Ralston Turner 9
Aaron Dotson 6
Andre Stringer 6
Eddie Ludwig 6
Malcolm White 2

Consecutive Gms. 3PT FG

Andre Stringer 2
Matt Derenbecker 2
Eddie Ludwig 1
Aaron Dotson 1

Consecutive Games Scored in

Storm Warren 49
Andre Stringer 20
Ralston Turner 15
Garrett Green 12
Aaron Dotson 8
Eddie Ludwig 6
Matt Derenbecker 5
Jalen Courtney 2
Malcolm White 2

Consecutive Games Started

Aaron Dotson 20
Andre Stringer 18
Malcolm White 7
Matt Derenbecker 5
Eddie Ludwig 1

Dupree, who had a short stint with Toronto earlier in the season, has joined the Utah Flash.

LSU Adds Two Important Signees During Early Signing Period; One Redshirt Waits To Play

Coach Trent Johnson signed two players in the early signing period and has one redshirt waiting to join the team for the 2011-12 men's basketball campaign.

The players are John Isaac, a 6-4, 215-pound guard from New Llano, La., who attends Pickering High School; and, Johnny O'Bryant, a 6-9, 245-pound power forward from Cleveland, Miss., and Eastside HS.

"It is a good day for Tiger basketball," said Coach Johnson. "Obviously, these are two quality young men who happen to be very, very good basketball players. They fit into the direction in which our program is headed, and that means playing elite level college basketball."

Isaac missed all of last season with a torn left ACL, but as a sophomore he averaged a double double with 18.5 points and 11.5 rebounds. He shot 59 percent from the field and averaged 8.6 assists and 1.8 steals. He was First-Team All-District that year in his fourth season of varsity competition for Pickering. He has been a starter on the Pickering varsity since the seventh grade.

O'Bryant is the nation's No. 6 ranked power forward by ESPNU (21st overall in the country) and the No. 8 power forward and nation's 38th player overall according to Rivals.com.

He averaged 15 points and 7.2 rebounds last season as a junior as East reached the Class 3A semifinals. Two years ago, O'Bryant was a member of the USA Basketball U16 team that captured gold in Mendoza, Argentina at the FIBA Americas Championship and followed that up with another gold medal in Hamburg, Germany with the U17 national team.

Also, it should be remembered that also waiting to play for LSU in the 2011-12 season is 6-11 center Justin Hamilton, a transfer after playing for two years at Iowa State ... He is practicing with the team this year.

Tigers Invited to 2011 Charleston Classic

The LSU men's basketball team will be part of the eight-team field for the 2011 Charleston Classic to be contested Nov. 17, 18 and 20, 2011.

The field for the fourth annual tournament in addition to the Tigers includes Georgia Tech, Saint Joseph's, Seton Hall, Tulsa, Virginia Commonwealth, Western Kentucky and Baylor.

The 2011 Charleston Classic, a bracket-format tournament, will feature 12 games over the three days. Each team will compete in one game per day, advancing through a bracket-tournament format. The two teams that remain undefeated throughout will face off in a championship match Sunday, Nov. 20, 2011.

Next Up-Tigers Return Home For Two Games

After playing just two home games in the month of January, the Tigers return home Wednesday for the first of two consecutive home games that puts the Tigers in the PMAC for four-of-the-next six ... LSU hosts South Carolina in a 7 p.m. game on the SEC Network ... It will be Student Priority Point Night and one student will win a \$1,000 scholarship to be applied to their education. Plus those attending the Bayou Bash recruiting event at the River Center can use their tickets from that event to purchase \$5 tickets for the basketball game that evening.



Garrett Green

Forward * 6-11 * 230 * Junior * 2L * Woodland Hills, Calif. (Taft HS)

3

Top Performances

Points

Season:	18, at Auburn, 1/8/11
Career:	18, at Auburn, 1/8/11

Rebounds

Season:	13, vs. Wichita St., 12/18/10
Career:	13, vs. Wichita St., 12/18/10

Field Goals Made

Season:	9, at Auburn, 1/8/11
Career:	9, at Auburn, 1/8/11

3 PT FG Made

Season:	2, at Kentucky, 1/15/11
Career:	2, at Kentucky, 1/15/11

Free Throws Made

Season:	8, vs. Wichita St., 12/18/10
Career:	8, vs. Wichita St., 12/18/10

Assists

Season:	1, five times
Career:	3, at Florida, 1/16/10

Blocks

Season:	2, twice
Career:	2, four times

Steals

Season:	3, vs. Centenary, 11/24/10
Career:	3, twice

Minutes Played

Season:	34, vs. Arkansas, 1/12/11
Career:	34, vs. Arkansas, 1/12/11

- Top Career Scoring Games**
- 18 -- at Auburn, 1/8/11
 - 15 -- vs. Wichita State, 12/18/10
 - 13 -- at Kentucky, 1/15/11
 - 12 -- at Virginia, 1/2/11
 - 10 -- vs. Arkansas, 1/12/11
 - 10 -- vs. North Texas, 12/22/10
 - 9 -- vs. Coastal Carolina, 12/13/10
 - 8 -- vs. Centenary, 11/24/10
 - 8 -- vs. Memphis, 11/21/10
 - 7 -- vs. McNeese, 1/4/10

2008 SEC Freshman Academic Honor Roll

Junior Season (2010-11)


Had a career high of eight against Memphis (11/21) ... Equaled career high in points and set career high in rebounds against Centenary (11/24) ... Career high of nine points on 4-of-6 shooting and two blocks against Coastal Carolina (12/13) ... Had first career double-double and high marks in points, rebounds, minutes played against Wichita (12/18) ... Made it back-to-back double figure games against North Texas (12/22) ... Made his first start of the season vs. Southern (12/27) ... Started against Rice as well (12/29) ... Came off the bench to hit 6-of-9 field goals at Virginia (1/2) and post his third double figure game of 12 points ... Again off the bench was a big factor in first conference game win at Auburn with 18 points on 9-of-11 field goal shooting ... Green had his second double double of his career and his fifth double figure game in the last seven, with 10 pts-10 rebs against Arkansas (1/12) ... Made it four straight double figure games with 13 points and nine boards at Kentucky (1/15).

Green's Game-by-Game Statistics

2010-11	MIN	FG	3FG	FT	REB	PF/D	A	TO	BLK	STL	PTS
Northwestern State	11	1-1	0-0	0-0	6	2-0	0	1	0	0	2
Nicholls	5	0-1	0-0	0-2	4	1-0	1	0	0	0	0
Tennessee-Martin	5	1-2	0-0	1-2	3	1-0	0	1	0	1	3
Memphis (Tupelo)	13	4-7	0-0	0-1	4	5-1	0	0	1	1	8
Centenary	16	4-9	0-1	0-2	9	1-0	0	0	0	3	8
at South Alabama	11	0-3	0-0	0-0	5	3-0	0	3	0	1	0
Houston	14	1-6	0-1	2-4	5	2-0	0	2	0	1	4
Central Michigan	6	1-1	0-0	0-0	3	0-0	0	0	0	0	2
Coastal Carolina	20	4-6	0-0	1-3	4	1-0	0	0	2	0	9
McNeese State	14	1-4	1-1	0-0	3	2-0	1	0	0	0	3
Wichita St. (Bossier)	33	3-7	1-1	8-12	13	3-0	0	1	2	1	15
North Texas	16	5-10	0-0	0-0	5	4-0	1	3	0	1	10
Southern	15	1-6	0-0	1-2	4	3-0	0	2	1	0	3
at Rice	12	2-5	0-0	0-0	3	3-0	0	0	0	1	4
at Virginia	27	6-9	0-1	0-2	5	2-0	0	3	1	1	12
at Auburn	28	9-11	0-0	0-0	5	3-0	1	3	1	1	18
Arkansas	34	4-10	0-2	2-7	10	3-0	1	1	1	1	10
at Kentucky	26	5-16	2-5	1-2	9	4-0	0	2	1	0	13
Ole Miss	32	2-8	0-2	1-4	1	2-0	0	0	1	1	5
at Tennessee	25	3-8	0-1	0-0	3	2-0	0	2	0	0	6
at Alabama											
South Carolina											
Mississippi State											
at Ole Miss											
at Arkansas											
Alabama											
Florida											
at Miss. State											
Vanderbilt											
at Georgia											
Auburn											
SEC Tournament											

Garrett Green's Career Stats

YEAR	GP-GS	MIN/AVG	FG-FGA	PCT.	3FG-FGA	PCT.	FT-FTA	PCT.	REB.-AVG	PF-FO	AST	TO	BLK	STL	PTS-AVG.
07-08	25-1	241-9.6	20-47	.426	2-5	.400	3-7	.429	40-1.6	41-1	3	11	5	1	45-1.6
08-09	Redshirt														
09-10	30-11	320-10.7	27-80	.338	1-4	.250	8-27	.296	74-2.5	51-1	9	30	10	12	63-2.1
10-11	20-3	363-18.2	57-130	.438	4-15	.267	17-43	.395	104-5.2	47-1	5	24	11	14	135-6.8
Totals	75-15	924/12.3	104-257	.405	7-24	.28-77	.364	218-2.9	139-3	17	6	5	26	27	243-3.2



Chris Bass

Guard * 6-1 * 185 * Junior * 2L *Baton Rouge, La. (Lee Academy Prep)

4

Top Performances

Points
 Season: 6, vs. Central Mich., 12/11/10
 Career: 7, twice

Rebounds
 Season: 5, twice
 Career: 8, vs. Grambling, 12/13/08

Field Goals Made
 Season: 2, three times
 Career: 3, three times

3 PT FG Made
 Season: 1, twice
 Career: 2, twice

Free Throws Made
 Season: 2, twice
 Career: 3, at Utah, 1/2/10

Assists
 Season: 8, at Rice, 12/29/10
 Career: 8, at Rice, 12/29/10

Blocks
 Season:
 Career: 2, vs. Utah, 1/2/10

Steals
 Season: 5, vs. NW St., 11/12/10
 Career: 5, vs. NW St., 11/12/10

Minutes Played
 Season: 24, at Rice, 12/29/10
 Career: 36, vs. N'western St., 12/12/09

Top Career Scoring Games

1. 7 vs. Connecticut, 11/25/09
1. 7 vs. ULM, 11/13/09
3. 6 vs. C. Michigan, 12/11/10
3. 6 at Florida, 1/16/10
3. 6 vs. Southeastern, 12/14/09
3. 6 vs. Grambling
7. 5 vs. Kentucky, 2/6/10
7. 5 vs. Louisiana Lafayette, 12/1/09
7. 5 vs. Alabama, 2/8/09
10. 4 five times

Junior Season (2010-11)

Career high in steals of 5 vs. NW State (11/12) in the opener ... Back on track with assists, getting 5 with no turnovers versus UTM (11/18) ... After starting first two games with 2 assists, 6 turnovers, had 14 assists, 3 turnovers last five games ... Bass hit two free throws in the waning seconds to ice the Central Michigan win (12/11) with a season high six points ... Career high in assists, first player to have 8 or more since 2009

Bass' Game-by-Game Statistics

2010-11

OPPONENT	MIN	FG	3FG	FT	REB	PF/D	A	TO	BLK	STL	PTS
Northwestern State	18	1-1	0-0	2-4	2	2-0	2	5	0	5	4
Nicholls	10	0-0	0-0	0-2	2	0-0	0	1	0	0	0
Tennessee-Martin	16	2-3	0-0	0-0	3	3-0	5	0	0	0	4
Memphis (Tupelo)	17	0-1	0-0	0-0	2	0-0	4	1	1	0	0
Centenary	16	1-2	0-0	1-3	5	1-0	1	1	0	0	3
at South Alabama	12	0-0	0-0	1-4	2	2-0	0	0	0	0	1
Houston	20	1-1	0-0	0-0	1	1-0	4	1	0	0	2
Central Michigan	17	2-5	0-0	2-2	4	0-0	4	3	0	1	6
Coastal Carolina	14	2-2	0-0	0-0	0	2-0	1	1	0	0	4
McNeese State	11	0-1	0-0	0-0	3	0-0	2	1	0	0	0
Wichita St. (Bossier)	20	1-3	0-0	0-0	0	0-0	2	1	0	2	2
North Texas	21	0-2	0-0	0-0	2	1-0	4	2	0	1	0
Southern	15	0-1	0-0	0-0	2	0-0	2	3	0	1	0
at Rice	24	1-2	1-1	0-0	1	0-0	8	1	0	2	3
at Virginia	22	1-5	0-2	0-0	3	2-0	2	2	0	0	2
at Auburn	22	1-3	0-0	1-1	3	1-0	4	4	0	0	3
Arkansas	18	0-3	0-0	2-2	2	2-0	2	0	0	0	2
at Kentucky	29	0-3	0-0	0-0	5	1-0	4	3	0	0	0
Ole Miss	16	0-3	0-1	0-0	1	2-0	2	2	0	0	0
at Tennessee	19	0-1	0-1	0-0	4	0-0	2	1	0	0	0
at Alabama											
South Carolina											
Mississippi State											
at Ole Miss											
at Arkansas											
Alabama											
Florida											
at Miss. State											
Vanderbilt											
at Georgia											
Auburn											
SEC Tournament											

Chris Bass' Career Stats

YEAR	GP-GS	MIN/AVG	FG-FGA	PCT.	3FG-FGA	PCT.	FT-FTA	PCT.	REB-AVG	PF-FO	AST	TO	BLK	STL	PTS-AVG.
08-09	28-0	276/9.9	7-26	.269	4-14	.286	5-14	.357	31-1.1	21-0	43	14	1	5	23-0.8
09-10	31-19	744/24.0	28-84	.333	6-33	.182	8-19	.421	73-2.4	51-3	97	38	5	24	70-2.3
10-11	20-2	357/17.9	13-42	.310	1-5	.200	9-18	.500	47-2.4	20-0	55	33	1	12	36-1.8
Totals	79-21	1377-17.4	48-152	.316	11-52	.212	22-51	.431	151-1.9	92-3	195	85	7	41	129-1.6



Malcolm White

Forward * 6-9 * 225 * Junior * Redshirt Transfer * Baton Rouge, La. * Ole Miss

5

Top LSU Performances

Points
Season: 16, vs. Southern, 12/27/10
Career: 16, vs. Southern, 12/27/10

Rebounds
Season: 15, vs. UT-Martin, 11/18/10
Career: 15, vs. UT-Martin, 11/18/10

Field Goals Made
Season: 7, vs. Southern, 12/27/10
Career: 7, vs. Southern, 12/27/10

3 PT FG Made
Season:
Career:

Free Throws Made
Season: 6, vs. NW St., 11/12/10
Career: 6, vs. NW St., 11/12/10

Assists
Season: 2, vs. UT-Martin, 11/18/10
Career: 2, vs. UT-Martin, 11/18/10

Blocks
Season: 3, four times
Career: 3, four times

Steals
Season: 2, vs. C. Michigan, 12/11/10
Career: 2, vs. C. Michigan, 12/11/10

Minutes Played
Season: 40, vs. McNeese, 12/16/10
Career: 40, vs. McNeese, 12/16/10

Top LSU Career Scoring Games

1. 16 vs. Southern, 12/27/10
2. 14 vs. Centenary, 11/24/10
3. 13 vs. Arkansas, 1/12/11
3. 13 vs. McNeese, 12/16/10
5. 12 vs. North Texas, 12/22/10
5. 12 vs. C. Michigan, 12/11/10
5. 12 vs. UT-Martin, 11/18/10
5. 12 vs. NW State, 11/12/10
9. 11 at Virginia, 1/2/11
10. 9 at Tennessee, 1/26/11
10. 9 vs. Houston, 11/30/10

Junior Season (2010-11)

In first game in over a year, scored 12 points in 34 minutes with three blocks against NW St. (11/12/10) ... Had his first college double-double against UTM (11/18) with 12 points, 15 rebounds (9 offensive) ... Made first six shots and had season best 14 against Centenary (11/24) ... Had his fourth double figure game against C. Michigan (12/11) with 12 ... Just missed a double double with 13 points, nine rebounds in the McNeese win (12/16) ... Sixth double figure scoring game against North Texas (12/22) ... In first non-start of the season, comes off the bench and has his second double double against Southern (12/27) ... Had his third double figure scoring game in last four against Virginia (1/2) ... Just missed htrid double double at Tennessee (Jan. 26) wth nine points and nine rebounds.

White's Game-by-Game Statistics

2009-10 OPPONENT	MIN	FG	3FG	FT	REB	PF/D	A	TO	BLK	STL	PTS
Northwestern State	34	3-8	0-0	6-11	4	4-0	0	4	3	0	12
Nicholls	10	1-1	0-0	0-0	2	3-0	0	3	1	0	2
Tennessee-Martin	31	5-13	0-0	2-4	15	2-0	2	3	3	0	12
Memphis (Tupelo)	17	1-4	0-0	3-4	4	5-1	0	1	1	0	5
Centenary	21	6-7	0-0	2-2	7	1-0	0	0	0	0	14
at South Alabama	28	2-4	0-0	0-0	4	2-0	0	0	1	0	4
Houston	23	4-7	0-0	1-2	2	4-0	0	0	0	1	9
Central Michigan	30	5-11	0-0	2-4	4	2-0	0	0	2	2	12
Coastal Carolina	19	2-3	0-0	1-4	3	4-0	0	1	0	0	5
McNeese State	40	4-5	0-0	5-10	9	3-0	0	2	3	1	13
Wichita St. (Bossier)	19	1-4	0-0	1-2	1	2-0	0	3	0	0	3
North Texas	30	4-7	0-0	4-6	7	0-0	0	1	2	0	12
Southern	24	7-11	0-0	2-4	11	2-0	0	2	3	0	16
at Rice	13	1-4	0-0	0-0	4	5-1	1	0	0	0	2
at Virginia	33	3-9	0-0	5-5	6	3-0	1	2	0	0	11
at Auburn	21	2-6	0-0	3-4	5	4-0	1	2	1	0	7
Arkansas	25	6-11	0-0	1-2	7	4-0	1	4	1	0	13
at Kentucky	15	0-3	0-0	0-0	3	5-1	0	1	2	0	0
Ole Miss	21	2-6	0-0	2-2	4	4-0	0	5	0	1	6
at Tennessee	26	3-9	0-0	3-5	10	1-0	0	1	1	0	9
at Alabama											
South Carolina											
Mississippi State											
at Ole Miss											
at Arkansas											
Alabama											
Florida											
at Miss. State											
Vanderbilt											
at Georgia											
Auburn											
SEC Tournament											

Malcolm White's Career Stats

YEAR	GP-GS	MIN/AVG	FG-FGA	PCT.	3FG-FGA	PCT.	FT-FTA	PCT.	REB.-AVG	PF-FO	AST	TO	BLK	STL	PTS-AVG.
10-11	20-19	480-24.0	62-133	.466	0-0	.000	43-71	.606	112-5.6	60-3	6	35	24	5	167-8.4
Totals	20-19	480-24.0	62-133	.466	0-0	.000	43-71	.606	112-5.6	60-3	6	35	24	5	167-8.4



Andre Stringer

Guard * 5-9 * 170 * Freshman * HS * Jackson, Miss. (Forest Park HS)

10

Top Performances

Points

Season:	21, twice
Career:	21, twice

Rebounds

Season:	6, vs. McNeese, 12/16/10
Career:	6, vs. McNeese, 12/16/10

Field Goals Made

Season:	7, at S. Alabama, 11/28/10
Career:	7, at S. Alabama, 11/28/10

3 PT FG Made

Season:	4, five times
Career:	4, five times

Free Throws Made

Season:	11, vs. Houston, 11/30/10
Career:	11, vs. Houston, 11/30/10

Assists

Season:	7, vs. Arkansas, 1/12/11
Career:	7, vs. Arkansas, 1/12/11

Blocks

Season:	2, vs. McNeese, 12/16/10
Career:	2, vs. McNeese, 12/16/10

Steals

Season:	3, twice
Career:	3, twice

Minutes Played

Season:	38, vs. McNeese, 12/16/10
Career:	38, vs. McNeese, 12/16/10

Top Career Scoring Games

1.	21	at S. Alabama, 11/28/10
1.	21	vs. NW State, 11/12/10
3.	19	at Rice, 12/29/10
4.	18	vs. Wichita State, 12/18/10
5.	16	vs. Coastal Carolina, 12/13/10
5.	16	vs. Centenary, 11/24/10
7.	15	vs. McNeese, 12/16/10
7.	15	vs. UT-Martin, 11/18/10
9.	14	vs. Nicholls, 11/16/10
10.	13	vs. Houston, 11/30/10
10.	13	vs. Memphis, 11/21/10

Freshman Season (2010-11)

Hit four treys in the season opener against NW State (11/12), with five assists in scoring 21 points ... Third straight double figure scoring game against UTM (11/18) with 15 points in his first career start ... Led team for fourth straight game in scoring with big second half against Memphis (11/21) ... 26 free throws made in first four games ... Team lead in scoring streak reaches five vs. Centenary (11/24) ... Streak reached six and he was MVP of Coors Classic in Mobile with another 21 point game that included four treys vs. South Alabama (11/28) ... Didn't lead team in scoring for first time this season vs. Houston (11/30), but did have his seventh straight double figure scoring game ... First game not in double figures against C. Michigan (12/11) ... Stringer had four treys for the fourth time against Coast Carolina (12/13) ... Third best scoring game of the season vs. Wichita with 18 (12/18) ... Hit four treys for the fifth time this season at Rice (12/29) ... Career best 7 assists, just two turnovers in Arkansas win (1/12)

Stringer's Game-by-Game Statistics

2009-10	OPPONENT	MIN	FG	3FG	FT	REB	PF/D	A	TO	BLK	STL	PTS
Northwestern State	25	5-10	4-9	7-10	3	4-0	5	6	0	0	0	21
Nicholls	31	4-13	3-8	3-3	2	0-0	3	0	0	0	0	14
Tennessee-Martin	32	3-12	1-7	8-9	2	2-0	1	2	0	3	15	
Memphis (Tupelo)	31	2-6	1-3	8-11	2	3-0	2	3	0	1	13	
Centenary	19	5-7	4-6	2-3	0	1-0	4	1	0	1	16	
at South Alabama	30	7-13	4-6	3-4	4	1-0	3	2	1	2	21	
Houston	24	1-6	0-4	11-12	3	3-0	3	4	0	3	13	
Central Michigan	21	1-6	0-2	6-6	1	3-0	0	6	0	1	8	
Coastal Carolina	33	6-15	4-8	0-0	2	3-0	5	2	0	2	16	
McNeese State	38	5-12	2-5	3-4	6	3-0	5	4	2	0	15	
Wichita St. (Bossier)	32	5-15	2-8	6-8	2	2-0	1	2	0	1	18	
North Texas	20	3-4	1-1	0-0	1	4-0	0	1	1	0	7	
Southern	32	2-11	2-8	0-0	5	1-0	4	1	0	0	6	
at Rice	30	5-12	4-8	5-8	0	5-1	4	2	0	2	19	
at Virginia	35	2-6	1-3	1-2	2	0-0	1	2	0	1	6	
at Auburn	37	3-13	2-11	1-3	2	0-0	3	1	0	2	9	
Arkansas	35	2-8	1-5	6-9	4	0-0	7	2	0	1	11	
at Kentucky	30	3-16	0-10	0-0	4	2-0	1	4	0	1	6	
Ole Miss	32	3-6	3-5	2-2	1	1-0	2	2	0	0	11	
at Tennessee	36	1-8	1-8	3-5	2	2-0	3	4	0	1	6	
at Alabama												
South Carolina												
Mississippi State												
at Ole Miss												
at Arkansas												
Alabama												
Florida												
at Miss. State												
Vanderbilt												
at Georgia												
Auburn												
SEC Tournament												

Andre Stringer's Career Stats

YEAR	GP-GS	MIN/AVG	FG-FGA	PCT.	3FG-FGA	PCT.	FT-FTA	PCT.	REB.-AVG	PF-FO	AST	TO	BLK	STL	PTS-AVG.
10-11	20-18	600-30.0	68-199	.342	40-125	.320	75-99	.758	48-2.4	40-1	57	51	4	22	251-12.6
Totals	20-18	600-30.0	68-199	.342	40-125	.320	75-99	.758	48-2.4	40-1	57	51	4	22	251.12.6



Eddie Ludwig

Forward * 6-9 * 215 * Sophomore * 1L * Metairie, La. (Metairie Park Country Day)

13

Top Performances

Points
 Season: 12, at Tennessee, 1/26/11
 Career: 12, at Tennessee, 1/26/11

Rebounds
 Season: 8, vs. Memphis, 11/21/10
 Career: 8, vs. Memphis, 11/21/10

Field Goals Made
 Season: 4, at Tennessee, 1/26/11
 Career: 4, at Tennessee, 1/26/11

3 PT FG Made
 Season: 1, twice
 Career: 1, twice

Free Throws Made
 Season: 5, vs. UT-Martin, 11/18/10
 Career: 5, twice

Assists
 Season: 4, twice
 Career: 5, at Arkansas, 2/10/10

Blocks
 Season:
 Career: 1, three times

Steals
 Season: 3, vs. NW St., 11/12/10
 Career: 4, vs. Georgia, 3/6/10

Minutes Played
 Season: 32, vs. Memphis, 11/21/10
 Career: 32, vs. Memphis, 11/21/10

Top Career Scoring Games

1. 12 at Tennessee, 1/26/11
2. 9 at Ole Miss, 3/4/10
2. 9 vs. Rice, 12/19/08
4. 8 vs. Memphis, 11/21/10
4. 8 vs. Tennessee (SECT), 3/11/10
6. 7 at Kentucky, 1/15/11
7. 6 at Auburn, 1/8/11
7. 6 vs. Centenary, 11/24/10
7. 6 vs. Connecticut, 11/25/09
10. 5 three times

Sophomore Season (2010-11)

His best game of the year, one point off his career high with 32 minutes with eight points against Memphis (11/21) ... Also had career high eight rebounds and career minutes played (32) ... Limited playing time in mid-December recovering from a blow to the head that required stitches ... Got the first start of the season and second of his career at Virginia (1/2) ... Started SEC opener at Auburn ... Had best SEC game of the year with first career three-pointer at Kentucky, finishing with 7 points (1/15) ... First double figure game of career at Tennessee with 12 points in 25 minutes (1/26)

Ludwig's Game-by-Game Statistics

2010-11	OPPONENT	MIN	FG	3FG	FT	REB	PF/D	A	TO	BLK	STL	PTS
	Northwestern State	18	0-0	0-0	4-4	3	5-1	0	2	0	3	4
	Nicholls	22	1-2	0-0	2-2	2	3-0	0	2	0	0	4
	Tennessee-Martin	12	0-0	0-0	5-6	1	2-0	0	0	0	0	5
	Memphis (Tupelo)	32	3-7	0-2	2-2	8	3-0	1	2	0	1	8
	Centenary	24	2-5	0-0	2-3	5	2-0	4	1	0	1	6
	at South Alabama	21	0-0	0-0	4-4	4	1-0	4	4	0	0	4
	Houston	10	2-2	0-0	1-1	3	0-0	0	0	0	2	5
	Central Michigan	8	1-3	0-0	1-2	2	2-0	0	1	0	0	3
	Coastal Carolina	11	0-0	0-0	0-0	1	0-0	0	0	0	1	0
	McNeese State	2	0-0	0-0	0-0	0	0-0	0	0	0	0	0
	Wichita St. (Bossier)	5	0-3	0-0	2-2	3	0-0	0	0	0	0	2
	North Texas	10	0-2	0-0	1-2	1	1-0	0	0	0	0	1
	Southern	9	1-3	0-0	0-1	4	1-0	0	0	0	1	2
	at Rice	13	0-0	0-0	0-0	4	5-1	0	1	0	2	0
	at Virginia	18	0-1	0-0	1-2	4	0-0	1	0	0	0	1
	at Auburn	23	1-3	0-0	4-5	4	1-0	2	2	0	2	6
	Arkansas	12	1-2	0-0	1-2	1	3-0	0	0	0	0	3
	at Kentucky	18	3-6	1-1	0-0	4	1-0	0	1	0	0	7
	Ole Miss	10	0-1	0-0	1-2	0	2-0	2	1	0	0	1
	at Tennessee	25	4-9	1-2	3-4	4	2-0	0	1	0	0	12
	at Alabama											
	South Carolina											
	Mississippi State											
	at Ole Miss											
	at Arkansas											
	Alabama											
	Florida											
	at Miss. State											
	Vanderbilt											
	at Georgia											
	Auburn											
	SEC Tournament											

Eddie Ludwig's Career Stats

YEAR	GP-GS	MIN/AVG	FG-FGA	PCT.	3FG-FGA	PCT.	FT-FTA	PCT.	REB.-AVG	PF-FD	AST	TO	BLK	STL	PTS-AVG.
09-10	30-1	383/12.8	22-64	.344	0-8	.000	26-30	.867	74-2.5	47-0	19	19	3	14	70-2.3
10-11	20-5	303/15.2	19-49	.388	2-5	.400	34-44	.773	58-2.9	34-2	14	18	0	13	74-3.7
Totals	50-6	686-13.7	41-113	.363	2-13	.154	60-74	.811	132-2.6	61-2	33	37	3	27	144-2.9



Jalen Courtney

Forward * 6-8 * 210 * Freshman * HS * Jackson, Miss. (Provine HS)

14

Top Performances

Points

Season: 3, twice
 Career: 3, twice

Rebounds

Season: 3, vs. Centenary, 11/24/10
 Career: 3, vs. Centenary, 11/24/10

Field Goals Made

Season: 1, five times
 Career: 1, five times

3 PT FG Made

Season: 1, twice
 Career: 1, twice

Free Throws Made

Season: 2, vs. Centenary, 11/24/10
 Career: 2, vs. Centenary, 11/24/10

Assists

Season:
 Career:

Blocks

Season: 1, at Tennessee, 1/26/11
 Career: 1, at Tennessee, 1/26/11

Steals

Season:
 Career:

Minutes Played

Season: 12, vs. Centenary, 11/24/10
 Career: 12, vs. Centenary, 11/24/10

Top Career Scoring Games

1. 3 vs. Ole Miss, 1/22/11
1. 3 vs. North Texas, 12/22/10
3. 2 at Tennessee, 1/26/11
3. 2 vs. NW State, 11/12/10
3. 2 vs. Centenary, 11/24/10
3. 2 vs. Memphis, 11/21/10
7. 1 vs. Southern, 12/27/10
7. 1 vs. UT-Martin, 11/18/10

Freshman Season (2010-11)

Season best three points vs. North Texas (12/22)

Courtney's Game-by-Game Statistics

2010-11

OPPONENT	MIN	FG	3FG	FT	REB	PF/D	A	TO	BLK	STL	PTS
Northwestern State	3	1-1	0-0	0-0	0	0-0	0	0	0	0	2
Nicholls	DNP										
Tennessee-Martin	4	0-1	0-0	1-2	1	1-0	0	0	0	0	1
Memphis (Tupelo)	5	1-1	0-0	0-0	0	1-0	0	0	0	0	2
Centenary	12	0-1	0-1	2-2	3	1-0	0	0	0	0	2
at South Alabama	1	0-0	0-0	0-0	0	0-0	0	0	0	0	0
Houston	DNP										
Central Michigan	DNP										
Coastal Carolina	1	0-0	0-0	0-0	0	0-0	0	0	0	0	0
McNeese State	DNP										
Wichita St. (Bossier)	2	0-1	0-1	0-0	0	0-0	0	0	0	0	0
North Texas	4	1-2	1-1	0-0	1	0-0	0	0	0	0	3
Southern	5	0-0	0-0	1-2	1	0-0	0	0	0	0	1
at Rice	8	0-1	0-0	0-0	0	2-0	0	1	0	0	0
at Virginia	1	0-0	0-0	0-0	0	0-0	0	0	0	0	0
at Auburn	DNP										
Arkansas	DNP										
at Kentucky	8	0-1	0-0	0-0	2	0-0	0	1	0	0	0
Ole Miss	10	1-2	1-1	0-0	0	1-0	0	0	0	0	3
at Tennessee	4	1-1	0-0	0-0	0	0-0	0	0	1	0	2
at Alabama											
South Carolina											
Mississippi State											
at Ole Miss											
at Arkansas											
Alabama											
Florida											
at Miss. State											
Vanderbilt											
at Georgia											
Auburn											
SEC Tournament											

Jalen Courtney's Career Stats

YEAR	GP-GS	MIN/AVG	FG-FGA	PCT.	3FG-FGA	PCT.	FT-FTA	PCT.	REB.-AVG	PF-FD	AST	TO	BLK	STL	PTS-AVG.
10-11	13-0	64-4.9	4-11	.364	2-4	.500	4-6	.667	8-0.6	6-0	0	2	0	0	14-1.1
Totals	13-0	64-4.9	4-11	.364	2-4	.500	4-6	.667	8-0.6	6-0	0	2	0	0	14-1.1



Matt Derenbecker

Forward * 6-7 * 185 * Freshman * HS * Metairie, La. (Metairie Park Country Day)

21

Top Performances

Points

Season:	17, at Rice, 12/29/10
Career:	17, at Rice, 12/29/10

Rebounds

Season:	8, at Auburn, 1/8/11
Career:	8, at Auburn, 1/8/11

Field Goals Made

Season:	6, at Auburn, 1/8/11
Career:	6, at Auburn, 1/8/11

3 PT FG Made

Season:	3, three times
Career:	3, three times

Free Throws Made

Season:	4, twice
Career:	4, twice

Assists

Season:	3, four times
Career:	3, four times

Blocks

Season:	1, vs. Centenary, 11/24/10
Career:	1, vs. Centenary, 11/24/10

Steals

Season:	4, vs. Ole Miss, 1/22/11
Career:	4, vs. Ole Miss, 1/22/11

Minutes Played

Season:	39, at Auburn, 1/8/11
Career:	39, at Auburn, 1/8/11

Top Career Scoring Games

- 17 at Rice, 12/29/10
- 15 at Auburn, 1/8/11
- 14 vs. Ole Miss, 1/22/11
- 14 vs. Nicholls, 11/16/10
- 13 at Tennessee, 1/26/11
- 12 vs. Arkansas, 1/12/11
- 9 at S. Alabama, 11/28/10
- 8 vs. Southern, 12/27/10
- 6 vs. Centenary, 11/24/10
- 5 vs. Houston, 11/30/10

Freshman Season (2010-11)


Posted his first LSU points in Nicholls game (11/16) ... Hit all three field goal attempts, including two treys in nine-point effort at South Alabama (11/28) .. Second double figure game and best of season at Rice (12/29) with three treys for second time this season ... First start of his college career at Auburn (1/8), recording third double figure game of season with 15 points in 39 minutes

Derenbecker's Game-by-Game Statistics

2009-10	OPPONENT	MIN	FG	3FG	FT	REB	PF/D	A	TO	BLK	STL	PTS
Northwestern State	6	0-0	0-0	0-0	0	2-0	0	2	0	0	0	0
Nicholls	28	5-10	3-7	1-1	6	3-0	0	2	0	0	0	14
Tennessee-Martin	19	1-3	0-2	0-0	2	1-0	0	1	0	0	0	2
Memphis (Tupelo)	8	0-3	0-3	0-0	1	1-0	1	0	0	0	0	0
Centenary	22	3-8	0-4	0-0	0	1-0	1	1	1	0	0	6
at South Alabama	15	3-3	2-2	1-2	4	2-0	2	0	0	1	9	9
Houston	11	2-4	1-2	0-0	0	0-0	0	1	0	0	0	5
Central Michigan	7	0-0	0-0	0-0	0	2-0	1	1	0	0	0	0
Coastal Carolina	18	1-6	1-2	0-0	1	2-0	3	0	0	0	0	3
McNeese State	13	0-1	0-1	0-0	1	1-0	1	0	0	0	0	0
Wichita St. (Bossier)	14	1-5	0-2	2-3	1	2-0	1	0	0	1	4	4
North Texas	21	1-6	0-2	1-2	0	1-0	2	1	0	0	2	3
Southern	24	3-7	2-4	0-0	2	2-0	3	0	0	1	8	8
at Rice	23	5-9	3-6	4-5	3	2-0	0	1	0	0	0	17
at Virginia	6	0-1	0-0	0-0	0	1-0	0	0	0	0	0	0
at Auburn	39	6-12	3-7	0-0	8	2-0	3	2	0	1	15	15
Arkansas	38	5-9	0-4	2-4	6	2-0	2	3	0	2	12	12
at Kentucky	26	2-9	0-5	0-0	2	1-0	3	0	0	0	4	4
Ole Miss	37	4-11	2-6	4-4	5	3-0	1	1	0	4	14	14
at Tennessee	36	5-11	2-7	1-1	2	1-0	2	2	0	1	13	13
at Alabama												
South Carolina												
Mississippi State												
at Ole Miss												
at Arkansas												
Alabama												
Florida												
at Miss. State												
Vanderbilt												
at Georgia												
Auburn												
SEC Tournament												

Matt Derenbecker's Career Stats

YEAR	GP-GS	MIN/AVG	FG-FGA	PCT.	3FG-FGA	PCT.	FT-FTA	PCT.	REB.-AVG	PF-FO	AST	TO	BLK	STL	PTS-AVG.
10-11	20-4	411/20.6	47-118	.396	19-66	.288	16-22	.727	44-2.2	32-0	26	18	1	13	129-6.5
Totals	20-4	411/20.6	47-118	.396	19-66	.288	16-22	.727	44-2.2	32-0	26	18	1	13	129-6.5



Ralston Turner

Guard * 6-6 * 193 * Freshman * HS * Muscle Shoals, Ala. (Muscle Shoals HS)

22

Top Performances

Points

Season:	23, vs. McNeese, 12/16/10
Career:	23, vs. McNeese, 12/16/10

Rebounds

Season:	7, vs. C. Michigan, 12/11/10
Career:	7, vs. C. Michigan, 12/11/10

Field Goals Made

Season:	6, five times
Career:	6, five times

3 PT FG Made

Season:	5, vs. Wichita St., 12/18/10
Career:	5, vs. Wichita St., 12/18/10

Free Throws Made

Season:	8, vs. McNeese, 12/16/10
Career:	8, vs. McNeese, 12/16/10

Assists

Season:	5, vs. Houston, 11/30/10
Career:	5, vs. Houston, 11/30/10

Blocks

Season:	1, three times
Career:	1, three times

Steals

Season:	2, vs. NW St., 11/12/10
Career:	2, vs. NW St., 11/12/10

Minutes Played

Season:	41, vs. McNeese, 12/16/10
Career:	41, vs. McNeese, 12/16/10

Top Career Scoring Games

1.	23	vs. McNeese, 12/16/10
2.	21	vs. Wichita State, 12/18/10
2.	21	vs. Northwestern State., 11/12/10
4.	17	at S. Alabama, 11/28/10
5.	15	vs. Southern, 12/27/10
5.	15	vs. Coastal Carolina, 12/13/10
5.	15	vs. Houston, 11/30/10
8.	14	at Rice, 12/29/10
9.	11	at Virginia, 1/2/11
9.	11	vs. Memphis, 11/21/10

Freshman Season (2010-11)

Started the opening college game of his career and in 38 minutes scored 21 points, hitting 6-of-12 field goals with three treys against NW State (11/12) ... Third double figure game against Memphis (11/21) ... Season high game for Turner and for the LSU team with 23 in the overtime win vs. McNeese (12/16) ... Hits a team high 5 treys all in the second half in scoring over 20 for the second straight game vs. Wichita (12/18) ... Suffered a "stress reaction" in his right foot late during the second half of the game at Virginia (1/2)

Turner's Game-by-Game Statistics

2010-11	OPPONENT	MIN	FG	3FG	FT	REB	PF/D	A	TO	BLK	STL	PTS
Northwestern State	38	6-12	3-6	6-9	5	2-0	2	2	0	2	21	
Nicholls	30	1-6	0-2	4-4	2	2-0	2	1	0	0	6	
Tennessee-Martin	27	4-10	2-5	0-0	1	0-0	0	3	0	1	10	
Memphis (Tupelo)	26	3-10	2-5	3-4	2	2-0	1	2	1	0	11	
Centenary	21	3-6	2-5	0-0	3	1-0	1	2	0	0	8	
at South Alabama	22	5-7	2-4	5-8	1	5-1	0	1	0	1	17	
Houston	34	6-10	2-5	1-2	3	0-0	5	6	0	0	15	
Central Michigan	38	3-4	3-4	0-2	7	3-0	4	1	0	1	9	
Coastal Carolina	35	5-16	1-9	4-4	6	4-0	1	3	0	1	15	
McNeese State	41	6-15	3-10	8-10	2	3-0	3	3	0	1	23	
Wichita St. (Bossier)	31	6-13	5-9	4-4	2	4-0	0	2	0	0	21	
North Texas	33	4-16	1-8	0-0	4	2-0	1	3	0	0	9	
Southern	26	6-14	3-9	0-0	2	0-0	1	2	1	1	15	
at Rice	30	4-18	4-12	2-5	2	4-0	1	1	0	1	14	
at Virginia	30	5-13	1-5	0-2	5	4-0	1	2	1	1	11	
at Auburn		DNP-injury										
Arkansas		DNP-injury										
at Kentucky		DNP-injury										
Ole Miss		DNP-injury										
at Tennessee		DNP-injury										
at Alabama												
South Carolina												
Mississippi State												
at Ole Miss												
at Arkansas												
Alabama												
Florida												
at Miss. State												
Vanderbilt												
at Georgia												
Auburn												
SEC Tournament												

Ralston Turner's Career Stats

YEAR	GP-GS	MIN/AVG	FG-FGA	PCT.	3FG-FGA	PCT.	FT-FTA	PCT.	REB.-AVG	PF-FD	AST	TO	BLK	STL	PTS-AVG.
10-11	15-15	462-30.8	67-170	.394	34-98	.347	37-54	.685	47-3.1	36-1	23	34	3	10	205-13.7
Totals	15-15	462-30.8	67-170	.394	34-98	.347	37-54	.685	47-3.1	36-1	23	34	3	10	205-13.7



Storm Warren

Forward * 6-7 * 230 * Junior * 2L * Monroe, La. (Richwood HS)

24

Top Performances

Points
 Season: 17, vs. McNeese, 12/16/10
 Career: 21, twice

Rebounds
 Season: 14, vs. Nicholls, 11/16/10
 Career: 16, twice

Field Goals Made
 Season: 8, vs. McNeese, 12/16/10
 Career: 9, twice

3 PT FG Made
 Season:
 Career:

Free Throws Made
 Season: 2, twice
 Career: 9, twice

Assists
 Season: 3, vs. Southern, 12/27/10
 Career: 4, vs. ULM, 11/13/09

Blocks
 Season: 4, vs. Houston, 11/30/10
 Career: 4, three times

Steals
 Season: 3, three times
 Career: 3, five times

Minutes Played
 Season: 36, vs. Nicholls, 11/16/10
 Career: 39, vs. UL-Lafayette, 12/1/09

Top Career Scoring Games

1. 21 at Utah, 1/2/10
1. 21 vs. Northwestern State, 12/12/09
3. 20 vs. Western Kentucky, 11/17/09
4. 19 at South Carolina, 1/13/10
5. 18 vs. Tennessee (SECT), 3/11/10
5. 18 vs. UL-Lafayette, 12/1/09
7. 17 vs. McNeese, 12/16/10
7. 17 vs. Auburn, 1/20/10
9. 15 vs. UConn, 11/25/09
9. 15 vs. ULM, 11/13/09

Junior Season (2010-11)


Started his 32nd consecutive game in the season opener against NW St. (11/12) 10th career double double against UT-Martin (11/18) and second consecutive game in double figure rebounds ... Had the bucket that forced overtime against McNeese State (12/16) ... Did not play at Virginia (1/2) because of tendonitis in right achilles ... Returned at Auburn, but still bothered by injury, played just seven minutes.

Warren's Game-by-Game Statistics

2010-11	MIN	FG	3FG	FT	REB	PF/D	A	TO	BLK	STL	PTS
Northwestern State	17	2-2	0-0	0-0	4	4-0	2	2	0	1	4
Nicholls	36	3-7	0-0	2-3	14	2-0	1	2	1	3	8
Tennessee-Martin	27	6-9	0-0	0-0	11	3-0	0	2	2	2	12
Memphis (Tupelo)	14	1-6	0-0	0-0	3	5-1	0	0	0	2	2
Centenary	16	0-6	0-0	1-2	6	1-0	1	1	3	2	1
at South Alabama	17	3-7	0-0	3-4	3	3-0	0	0	1	0	9
Houston	33	6-10	0-0	0-0	11	3-0	0	2	4	3	12
Central Michigan	29	4-7	0-0	0-0	4	2-0	0	1	1	0	8
Coastal Carolina	22	4-6	0-0	0-0	5	3-0	0	3	0	1	8
McNeese State	35	8-12	0-0	1-2	6	2-0	1	2	1	1	17
Wichita St. (Bossier)	13	1-1	0-0	0-0	4	4-0	0	2	0	1	2
North Texas	19	5-11	0-0	0-0	9	2-0	0	1	1	0	10
Southern	27	2-6	0-0	1-1	6	2-0	3	1	1	3	5
at Rice	29	3-8	0-0	1-5	9	4-0	0	2	0	1	7
at Virginia	DNP -- injury										
at Auburn	7	1-3	0-0	0-2	6	0-0	0	1	2	1	2
Arkansas	11	1-3	0-0	0-1	5	0-0	0	0	1	2	2
at Kentucky	13	2-5	0-0	0-1	1	0-0	0	1	2	0	4
Ole Miss	12	2-5	0-0	2-2	3	1-0	0	2	2	0	6
at Tennessee	DNP -- injury										
at Alabama											
South Carolina											
Mississippi State											
at Ole Miss											
at Arkansas											
Alabama											
Florida											
at Miss. State											
Vanderbilt											
at Georgia											
Auburn											
SEC Tournament											

Storm Warren's Career Stats

YEAR	GP-GS	MIN/AVG	FG-FGA	PCT.	3FG-FGA	PCT.	FT-FTA	PCT.	REB.-AVG	PF-FD	AST	TO	BLK	STL	PTS-AVG.
08-09	30-0	224-7.5	21-49	.429	0-0	.000	19-39	.487	53-1.8	32-1	6	9	15	12	61-2.0
09-10	31-31	827-26.7	141-263	.536	0-0	.000	84-123	.683	223-7.2	104-5	13	46	44	33	366-11.8
10-11	18-13	377-20.9	54-114	.474	0-0	.000	11-23	.478	110-6.1	41-1	8	25	22	23	119-6.6
Totals	79-44	1428-18.1	216-426	.507	0-0	.000	114-185	.616	386-4.9	177-7	27	80	81	68	546-6.9



Daron Populist

Guard * 5-10 * 170 * Sophomore * 1L * Slidell, La. (Salmen HS)

25

Top Performances

Points

Season: 6, vs. Centenary, 11/24/10
 Career: 8, vs. Arkansas, 2/24/10

Rebounds

Season: 2, twice
 Career: 2, four times

Field Goals Made

Season: 2, vs. Centenary, 11/24/10
 Career: 2, twice

3 PT FG Made

Season: 2, vs. Centenary, 11/24/10
 Career: 2, twice

Free Throws Made

Season:
 Career: 2, vs. Arkansas, 2/24/10

Assists

Season: 2, vs. NW St., 11/12/10
 Career: 2, three times

Blocks

Season:
 Career:

Steals

Season:
 Career: 1, vs. Georgia, 3/6/10

Minutes Played

Season: 13, vs. Centenary, 11/24/10
 Career: 23, twice

Top Career Scoring Games

1. 8 vs. Arkansas, 2/24/10
2. 6 vs. Centenary, 11/24/10
3. 4 at Mississippi State, 1/30/10
4. 3 vs. Georgia, 3/6/10
4. 3 vs. Tennessee, 2/4/10
6. 2 vs. UT-Martin, 11/18/10
6. 2 at Arkansas, 2/10/10

Sophomore Season (2010-11)

Played 13 minutes versus Centenary (11/24), scoring six points, hitting two treys

Populist's Game-by-Game Statistics

2009-10

OPPONENT	MIN	FG	3FG	FT	REB	PF/D	A	TO	BLK	STL	PTS
Northwestern State	3	0-0	0-0	0-0	0	1-0	2	0	0	0	0
Nicholls	7	0-1	0-0	0-0	0	4-0	0	3	0	0	0
Tennessee-Martin	8	1-1	0-0	0-0	2	2-0	1	0	0	0	2
Memphis (Tupelo)	DNP										
Centenary	13	2-5	2-4	0-0	2	1-0	1	0	0	0	6
at South Alabama	4	0-1	0-0	0-0	1	0-0	1	0	0	0	0
Houston	DNP										
Central Michigan	4	0-0	0-0	0-0	0	0-0	1	0	0	0	0
Coastal Carolina	DNP										
McNeese State	DNP										
Wichita St. (Bossier)	DNP										
North Texas	DNP										
Southern	3	0-0	0-0	0-0	0	0-0	0	0	0	0	0
at Rice	3	0-1	0-1	0-0	0	2-0	0	0	0	0	0
at Virginia	1	0-0	0-0	0-0	0	0-0	0	0	0	0	0
at Auburn	DNP										
Arkansas	DNP										
at Kentucky	DNP										
Ole Miss	3	0-1	0-1	0-0	0	0-0	0	0	0	0	0
at Tennessee	3	0-1	0-1	0-0	1	0-0	0	0	0	0	0
at Alabama											
South Carolina											
Mississippi State											
at Ole Miss											
at Arkansas											
Alabama											
Florida											
at Miss. State											
Vanderbilt											
at Georgia											
Auburn											
SEC Tournament											

Daron Populist's Career Stats

YEAR	GP-GS	MIN/AVG	FG-FGA	PCT.	3FG-FGA	PCT.	FT-FTA	PCT.	REB.-AVG	PF-FO	AST	TO	BLK	STL	PTS-AVG.
09-10	16-0	156-9.8	6-21	.286	5-16	.313	3-4	.750	8-0.5	7-0	9	9	0	1	20-1.3
10-11	11-0	52/4.7	3-11	.273	2-7	.286	0-0	.000	6-0.5	10-0	6	3	0	0	8-0.7
Totals	27-0	208/7.7	9-32	.281	7-23	.304	3-4	.750	14-0.5	17-0	15	12	0	1	28-1.0



Aaron Dotson

Guard * 6-4 * 205 * Sophomore * 1 L * Seattle, Wash. (Rainier Beach HS)

45

Top Performances

Points

Season: 17, vs. NW St., 11/12/10
 Career: 17, vs. NW St., 11/12/10

Rebounds

Season: 8, vs. Arkansas, 1/12/11
 Career: 8, vs. Arkansas, 1/12/11

Field Goals Made

Season: 5, twice
 Career: 5, twice

3 PT FG Made

Season: 4, at S. Alabama, 11/28/10
 Career: 4, at S. Alabama, 11/28/10

Free Throws Made

Season: 7, vs. NW St., 11/12/10
 Career: 7, vs. NW St., 11/12/10

Assists

Season: 4, three times
 Career: 5, vs. McNeese, 1/4/10

Blocks

Season: 2, vs. Nicholls, 11/16/10
 Career: 2, tjree to,es

Steals

Season: 2, vs. Memphis, 11/21/10
 Career: 2, vs. Memphis, 11/21/10

Minutes Played

Season: 39, at S. Alabama, 11/28/10
 Career: 39, at S. Alabama, 11/28/10

Top Career Scoring Games

1. 17 vs. Northwestern State, 11/12/10
2. 15 at S. Alabama, 11/28/10
3. 13 vs. UT-Martin, 11/18/10
4. 12 vs. Memphis, 11/21/10
5. 11 vs. Washington State, 12/22/09
6. 10 at Kentucky, 1/15/11
6. 10 vs. McNeese, 1/4/10
6. 10 vs. Rice, 12/19/09
9. 9 vs. Coastal Carolina, 12/13/10
9. 9 vs. C. Michigan, 12/11/10

Sophomore Season (2010-11)

Had a career high of 17 points in the season opener against NW St. (11/12) .. Hit two treys for second straight game against Centenary (11/24), 4-of-last-5 from arc ... In six games has made more threes (8) than last year (7) ... Made four at South Alabama (11/28) ... Career high of 8 rebounds against Arkansas (1/12) ... First double figure game since Nov. 28 with 10 at Kentucky (1/15)

Dotson's Game-by-Game Statistics

2010-11

OPPONENT	MIN	FG	3FG	FT	REB	PF/D	A	TO	BLK	STL	PTS
Northwestern State	27	5-5	0-0	7-8	3	4-0	0	1	1	2	17
Nicholls	21	1-2	0-0	2-2	2	3-0	0	2	0	0	5
Tennessee-Martin	19	4-8	0-1	5-6	6	3-0	2	3	0	0	13
Memphis (Tupelo)	37	3-7	2-2	4-7	4	2-0	4	4	0	2	12
Centenary	20	3-5	2-3	0-0	1	1-0	4	1	0	0	8
at South Alabama	39	5-9	4-5	1-2	3	5-1	4	1	0	0	15
Houston	31	3-6	2-2	0-0	3	3-0	2	0	1	0	8
Central Michigan	34	2-4	0-1	5-6	0	3-0	2	2	0	1	9
Coastal Carolina	37	2-8	1-3	4-6	5	2-0	3	5	1	0	9
McNeese State	31	1-7	0-3	5-5	3	2-0	3	1	1	0	7
Wichita St. (Bossier)	25	1-3	0-0	0-0	2	4-0	2	0	0	0	2
North Texas	25	0-3	0-1	0-2	1	2-0	1	0	0	0	0
Southern	20	1-3	0-0	4-4	4	2-0	3	0	0	1	6
at Rice	18	1-2	0-0	0-1	1	5-1	0	2	0	0	2
at Virginia	27	1-7	1-2	4-4	4	3-0	1	1	1	0	7
at Auburn	23	1-5	0-1	0-1	4	2-0	0	3	0	2	2
Arkansas	27	0-2	0-2	3-4	8	0-0	1	4	0	0	3
at Kentucky	35	2-6	0-3	6-9	4	3-0	0	2	0	2	10
Ole Miss	27	1-3	0-1	3-3	2	1-0	3	3	0	1	5
at Tennessee	26	1-5	1-3	2-2	3	3-0	3	1	0	0	5
at Alabama											
South Carolina											
Mississippi State											
at Ole Miss											
at Arkansas											
Alabama											
Florida											
at Miss. State											
Vanderbilt											
at Georgia											
Auburn											
SEC Tournament											

Aaron Dotson's Career Stats

YEAR	GP-GS	MIN/AVG	FG-FGA	PCT.	3FG-FGA	PCT.	FT-FTA	PCT.	REB.-AVG	PF-FO	AST	TO	BLK	STL	PTS-AVG.
09-10	29-17	539-18.6	32-109	.294	7-46	.152	23-43	.535	48-1.7	61-3	29	33	12	12	93-3.2
10-11	20-20	549-27.5	38-100	.380	13-34	.382	56-74	.757	63-3.2	54-2	39	38	7	11	145-7.3
Totals	49-37	1088-22.2	70-209	.335	20-80	.250	79-117	.675	111-2.3	115-5	68	71	19	23	239-4.9

The Last Time LSU ...

ALL GAMES

Scoring

Less Than 50 points	44 -- at Kentucky (44-82), 1/15/11
50 or more points	53 -- at Tennessee (53-75), 1/26/11
60 or more points	62 -- at Auburn, 1/8/11
70 or more points	78 -- vs. McNeese (78-66, ot), 12/16/10
80 or more points	80 -- at S. Alabama (80-65), 11/28/10
90 or more points	97 -- at Miss. State (97-94), 2/11/09
100 or more points	104 -- vs. Nicholls State (104-57), 11/21/05

Opponents Scoring

Less than 50 points	41 -- by Southern, (41-62), 12/27/10
50 or more points	75 -- by Ole Miss (75-53), 1/22/11
60 or more points	75 -- by Ole Miss (75-53), 1/22/11
70 or more points	75 -- by Tennessee (75-53), 1/26/11
80 or more points	82 -- by Kentucky (82-44), 1/15/11
90 or more points	94-- by Miss. State (94-97), 2/11/09
100 or more points	101 -- by Ohio State (101-113), 1-15-05

Field Goal Percentage

Shot 29 percent or less	26.2 -- at Kentucky (17-65), 1/15/11
Shot 30 percent or more	34.3 -- at Tennessee (18-53), 1/26/11
Shot 40 percent or more	42.9 -- at Auburn (24-56), 1/8/11
Shot 50 percent or more	50.0 -- vs. Houston (26-52), 11/30/10
Shot 60 percent or more	60.0 -- vs. NW State (24-40), 11/12/10
Shot 70 percent or more	70.3 -- vs. Centenary (45-64), 1-15-03

Opponents Field Goal Percentage

Shot 29 percent or less	28.3 -- by Centenary (13-46), 11/24/10
Shot 30 percent or more	46.8 -- by Tennessee (29-62), 1/26/11
Shot 40 percent or more	46.8 -- by Tennessee (29-62), 1/26/11
Shot 50 percent or more	62.2 -- by Ole Miss (28-45), 1/22/11
Shot 60 percent or more	62.2 -- by Ole Miss (28-45), 1/22/11

Three-Point FG Percentage

Shot less than 10 pct	7.7 -- vs. Arkansas (1-13), 1/12/11
Shot 10 percent or more	21.7 -- at Tennessee (5-23), 1/26/11
Shot 20 percent or more	21.7 -- at Tennessee (5-23), 1/26/11
Shot 30 percent or more	35.3 -- vs. Ole Miss (6-17), 1/22/11
Shot 40 percent or more	42.9 -- at Rice (12-28), 12/29/10
Shot 50 percent or more	70.6 -- at S. Alabama (12-17), 11/28/10
Shot 60 percent or more	70.6 -- at S. Alabama (12-17), 11/28/10

Opponents Three-Point FG Percentage

Shot less than 10 pct	7.1 -- by Georgia (1-14), 1/25/06
Shot 10 percent or more	38.5 -- by Tennessee (10-26), 1/26/11
Shot 20 percent or more	38.5 -- by Tennessee (10-26), 1/26/11
Shot 30 percent or more	38.5 -- by Tennessee (10-26), 1/26/11
Shot 40 percent or more	58.8 -- by Ole Miss (10-17), 1/22/11
Shot 50 percent or more	58.8 -- by Ole Miss (10-17), 1/22/11
Shot 60 percent or more	60.0 -- by McNeese State (9-15), 12/22/08

Free Throw Percentage

Shot less than 50 pct	46.7 -- at Ole Miss (7-15), 1/12/08
Shot 50 percent or more	70.6 -- at Tennessee (12-27), 1/26/11
Shot 60 percent or more	70.6 -- at Tennessee (12-17), 1/26/11
Shot 70 percent or more	70.6 -- at Tennessee (12-17), 1/26/11
Shot 80 percent or more	90.0 -- vs. Georgia (9-10), 3/6/10
Shot 90 percent or more	90.0 -- vs. Georgia (9-10), 3/6/10
Shot 100 percent	100.0 -- vs. Grambling State (4-4), 12/13/08

Rebounds

Had less than 20 rebounds	19 -- vs. Ole Miss, 1/22/11
Had 20 or more rebounds	31 -- at Tennessee, 1/26/11
Had 30 or more rebounds	31 -- at Tennessee, 1/26/11
Had 40 or more rebounds	42 -- at Kentucky, 1/15/11
Had 50 or more rebounds	52 -- vs. UT-Martin, 11/18/10
Had 60 or more rebounds	60 -- vs. Troy State, 12-22-98

Opponent Rebounds

Less than 20 rebounds	17 -- vs. Nicholls State, 12/17/08
Had 20 or more rebounds	39 -- by Tennessee, 1/26/11
Had 30 or more rebounds	39 -- by Tennessee, 1/26/11
Had 40 or more rebounds	50 -- by Kentucky, 1/15/11
Had 50 or more rebounds	50 -- by Kentucky, 1/15/11

Assists

Less than 5 assists	4 -- vs. Alabama, 1-27-10
5 assists or more	10 -- at Tennessee, 1/26/11
10 assists or more	10 -- at Tennessee, 1/26/11
15 assists or more	16 -- vs. Southern, 12/27/10
20 assists or more	22 -- vs. McNeese, 1/4/10
25 assists or more	26 -- vs. Troy, 11/30/08
30 or more assists	33 -- vs. Georgia State, 12-28-94

Opponent Assists

Less than 5 assists	2 -- by Southern, 12/27/10
5 assists or more	20 -- by Tennessee, 1/26/11
10 assists or more	20 -- by Tennessee, 1/26/11
15 assists or more	20 -- by Tennessee, 1/26/11
20 assists or more	20 -- by Tennessee, 1/26/11
25 assists or more	28 -- by Fresno State, 11/26/99
30 assists or more	33 -- by Kentucky, 1-16-96

Blocks

0 blocks	0 -- at Rice, 12/29/10
1 or more blocks	2 -- at Tennessee, 1/26/11
5 or more blocks	5 -- at Kentucky, 1/15/11
10 or more blocks	11 -- vs. Ole Miss, 2/14/09
15 or more blocks	16 -- vs. Alcorn State, 11/20/08

Opponent Blocks

0 blocks	0 -- by Western Kentucky, 11/17/09
1 or more blocks	7 -- by Tennessee, 1/26/11
5 or more blocks	7 -- by Tennessee, 1/26/11
10 or more blocks	11 -- by UConn, 1/6/07

Steals

0 steals	0 -- vs. Georgia Tech, 3-17-90
1 or more steals	2 -- at Tennessee, 1/26/11
5 or more steals	7 -- vs. Ole Miss, 1/22/11
10 or more steals	10 -- vs. Houston, 11/30/10
15 or more steals	22 -- vs. Arkansas, 2-17-01

Opponent Steals

0 steals	0 -- by Washington State, 12/27/08
1 or more steals	9 -- by Tennessee, 1/26/11
5 or more steals	9 -- by Tennessee, 1/26/11
10 or more steals	10 -- by Kentucky, 1/15/11
15 or more steals	16 -- by Miami (Fla.), 12-27-01

The Last Time An LSU Player...

ALL GAMES

Scored 20 or more points	21	Ralston Turner, vs. Wichita State, 12/18/10
Scored 25 or more points.....	26	Bo Spencer, at Auburn, 2/27/10
Scored 30 or more points	38	Tasmin Mitchell, vs. Auburn, 1/20/10
Scored 35 or more points.....	38	Tasmin Mitchell, vs. Auburn, 1/20/10
Scored 40 or more points	41	Tasmin Mitchell, at Miss State, 2/11/09
Scored 45 or more points	46	Chris Jackson, vs. Vanderbilt, 2-18-90
Scored 50 or more points	51	Chris Jackson, vs. Texas, 1-2-90
Scored 55 or more points	55	Chris Jackson, vs. Ole Miss, 3-4-89
Scored 60 or more	64	Pete Maravich, vs. Kentucky, 2-21-70
Scored double figures in 5 straight games.....	7	Andre Stringer, 11/12/10 to 11/28/10
Scored double figures in 10 straight games	15	Tasmin Mitchell, 11/27/09 to 1/23/10
Scored double figures in 15 straight games	15	Tasmin Mitchell, 11/27/09 to 1/23/10
Scored double figures in 20 straight games.....	48	Glen Davis, 3/5/05 to 12/17/06
Scored double figures in 25 straight games.....	48	Glen Davis, 3/5/05 to 12/17/06
Scored double figures in 30 straight games.....	48	Glen Davis, 3/5/05 to 12/17/06
Scored double figures in 35 straight games.....	48	Glen Davis, 3/5/05 to 12/17/06
Scored double figures in 40 straight games	48	Glen Davis, 3/5/05 to 12/17/06
Scored double figures in 45 or more straight game	48	Glen Davis, 3/5/05 to 12/17/06
Scored 20 points or more in 2 straight games	2	Ralston Turner, 23 vs. McNeese (12/16/10); 21 vs. Wichita St. (12/18/10)
Scored 20 points or more in 3 straight games	3	Bo Spencer, 22 vs. Rice (12/19/09); 23 vs. Washington State (12/22/09); 20 at Xavier (12/29/09)
.....		
Scored 20 points or more in 4 straight games	4	Tasmin Mitchell, 26 vs. Louisiana-Lafayette (12/1/09); 24 vs. Northwestern State (12/12/09); 24 vs. Southeastern Louisiana (12/14/09); 27 vs. Nicholls State (12/17/09)
.....		
Scored 20 points or more in 5 straight games	6	Marcus Thornton, 25 at Ole Miss (1/12/08); 27 vs. Auburn (1/16/08); 27 at Vandy (1/19/08); 20 vs. Arkansas (1/26/08); 38 at Auburn (1/30/08); 22 vs. Alabama (2/2/08)
.....		
Scored 30 points or more in consecutive games.....	2	Marcus Thornton, 31 vs. Miss. State (1/21/09); 30 vs. Xavier (1/24/09)
.....		
Made 10-14 field goals in a game	10	Tasmin Mitchell, at Miss. State, 1/30/10
Made 15 or more field goals in a game.....	15	Tasmin Mitchell, vs. Auburn, 1/20/10
Attempted 15-19 field goals in a game	16	Andre Stringer, at Kentucky, 1/15/11
.....	16	Garrett Green, at Kentucky, 1/15/11
Attempted 20-24 field goals in a game	21	Tasmin Mitchell, vs. Georgia, 3/6/10
Attempted 25-29 field goals in a game	27	Marcus Thornton, at Miss. State, 3/8/08
Attempted 30 or more field goals in a game	34	Ronnie Henderson, vs. Oklahoma State, 12-20-94
Made 5 three pointers in a game	5	Ralston Turner, vs. Wichita State, 12/18/10
Made 6-9 three pointers in a game.....	6	Marcus Thornton, vs. Florida, 2/24/09
Made 10 or more three pointers in a game.....	10	Chris Jackson, vs. Tennessee, 2-10-90
Attempted 7 three pointers in a game.....	7	Matt Derenbecker, at Tennessee, 1/26/11
.....	8	Andre Stringer at Tennessee, 1/26/11
Attempted 8-10 three pointers in a game	8	Andre Stringer at Tennessee, 1/26/11
Attempted 11 or more three pointers in a game	11	Andre Stringer, at Auburn, 1/8/11

The Last Time An LSU Player...

ALL GAMES

Had 10 or more rebounds	10	Malcolm White, at Tennessee, 1/26/11
Had 15 or more rebound	15	Malcolm White, vs. UT-Martin, 11/18/10
Had 20 or more rebounds	21	Jaime Lloreda, vs. McNeese State, 11-24-03
Had 10 or more rebounds in 2 straight games	2	Storm Warren, 14 vs. Nicholls, 11/16/10; 11 vs. UT-Martin, 11/18/10
Had 10 or more rebounds in 3 straight games	3	Tasmin Mitchell, 10 at Alabama, 1/27/10; 10 at Miss. State, 1/30/10; 17 vs. Tennessee, 2/4/10
.....		
Had 10 or more rebounds in 4 straight games	4	Tasmin Mitchell, 11 vs. Ole Miss, 1/23/10; 10 at Alabama, 1/27/10; 10 at Miss. State, 1/30/10; 17 vs. Tennessee, 2/4/10
.....		
Had 10 or more rebounds in 5 straight games	5	Tasmin Mitchell, 10 vs. Auburn, 1/20/10; 11 vs. Ole Miss, 1/23/10; 10 at Alabama, 1/27/10; 10 at Miss. State, 1/30/10; 17 vs. Tennessee, 2/4/10
.....		
Had 10 or more rebounds in 6 or more games.....	8	Glen Davis, 11 at Alabama, 2/4/06; 16 vs. Arkansas, 2/8/06; 15 at Florida, 2/11/06; 13 vs. Miss. State, 2/15/06; 11 at Auburn, 2/18/06; 11 at Vandy, 2/22/06; 15 vs. Kentucky, 2/25/06; 10 at S. Carolina, 2/28/06
.....		
.....		
Had 9 offensive rebounds in a game.....	9	Malcolm White, vs. UT-Martin, 11/18/10
Had 10 defensive rebounds in a game.....	12	Storm Warren, vs. Nicholls, 11/16/10
Had 5 or more assists.....	7	Andre Stringer, vs. Arkansas, 1/12/11
Had 8 or more assists.....	8	Chris Bass, at Rice, 12/29/10
Had 10 or more assists	12	Torris Bright, vs. McNeese State, 12-7-02
Had 15 or more assists	18	Randy Livingston, vs. George Mason, 12-3-94
Had 3 or more blocks in a game	3	Malcolm White, vs. Southern, 12/27/10
Had 5 or more blocks in a game	6	Chris Johnson, at Arkansas, 2/18/09
Had 8 or more blocks in a game.....	9	Tyrus Thomas, vs. Tennessee, 1/14/06
Had 10 or more blocks in a game.....	11	Stromile Swift, vs. Alabama, 2-10-99
Had 3 or more steals in a game.....	4	Matt Derenbecker, vs. Ole Miss, 1/22/11
Had 5 or more steals in a game.....	5	Chris Bass, vs. Northwestern St., 11/12/10
Had 8 or more steals in a game	8	Clarence Ceasar, vs. Auburn, 1-8-94
Had 10 or more steals in a game.....	10	Shawn Griggs, vs. Tennessee, 2-23-91
Had a double-double		Garrett Green, vs. Arkansas, 1/12/11
Had a double-double in 2 straight games		Tasmin Mitchell, at Miss. State, 26 pts-10 reb., 1/30/10; vs. Tennessee, 13 pts-17 reb., 2/4/10
.....		
Had a double-double in 3 or more straight games.....	3	Storm Warren, vs. Northwestern State, 21 pts-16 reb., 12/12/09; vs. Southeastern La. 14 pts-12 reb, 12/14/09; vs. Nicholls St., 13 pts-11 reb., vs. 12/17/09
.....		
Had a double-double in 4 or more straight games	4	Storm Warren, vs. UL-Lafayette, 18 pts-16 reb., 12/1/09; vs. Northwestern State, 21 pts-16 reb., 12/1/09; vs. Southeastern La. 14 pts-12 reb., 12/14/09; vs. Nicholls State, 13 pts-11 reb., 12/17/09
.....		
.....		
Had a triple-double		Shaquille O'Neal, 26 pts-13 reb-11 blks, vs. BYU, 3-19-92
Played 40 minutes in a game.....	40	Malcom White, vs. McNeese, 12/16/10
.....	41	Ralston Turner, vs. McNeese, 12/16/10
Played 41 or more in a game	41	Ralston Turner, vs. McNeese, 12/16/10
Played 50 or more minutes in a game	54	Maurice Carter, vs. Alabama, 2-10-99

THE STAT CREW SYSTEM
LSU Season Schedule/Results & Leaders (as of Jan 27, 2011)
All games

RECORD:	OVERALL	HOME	AWAY	NEUTRAL
ALL GAMES	10-10	8-4	2-4	0-2
CONFERENCE	2-3	1-1	1-2	0-0
NON-CONFERENCE	8-7	7-3	1-2	0-2

Date	Opponent	Score	Att.	High Points	High Rebounds
11/12/10	NORTHWESTERN STATE	W 87-78	7842	(21)STRINGER, Andre (21)TURNER, Ralston	(6)GREEN, Garrett
11/16/10	NICHOLLS STATE	53-62 L	6913	(14)DERENBECKER, Matt (14)STRINGER, Andre	(14)WARREN, Storm
11/18/10	TENNESSEE-MARTIN	W 79-56	6607	(15)STRINGER, Andre	(15)WHITE, Malcolm
11/21/10	vs Memphis	61-70 L	7941	(13)STRINGER, Andre	(8)LUDWIG, Eddie
11/24/10	CENTENARY	W 78-36	6742	(16)STRINGER, Andre	(9)GREEN, Garrett
11/28/10	at South Alabama	W 80-65	3653	(21)STRINGER, Andre	(5)GREEN, Garrett
11/30/10	HOUSTON	W 73-57	6688	(15)TURNER, Ralston	(11)WARREN, Storm
12/11/10	CENTRAL MICHIGAN	W 59-55	6898	(12)WHITE, Malcolm	(7)TURNER, Ralston
12/13/10	COASTAL CAROLINA	69-78 Lot	6425	(16)STRINGER, Andre	(6)TURNER, Ralston
12/16/10	MCNEESE STATE	Wot 78-66	6445	(23)TURNER, Ralston	(9)WHITE, Malcolm
12/18/10	vs Wichita State	69-70 L	2165	(21)TURNER, Ralston	(13)GREEN, Garrett
12/22/10	NORTH TEXAS	55-75 L	7017	(12)WHITE, Malcolm	(9)WARREN, Storm
12/27/10	SOUTHERN	W 62-41	6739	(16)WHITE, Malcolm	(11)WHITE, Malcolm
12/29/10	at Rice	68-74 L	3358	(19)STRINGER, Andre	(9)WARREN, Storm
01/02/11	at Virginia	50-64 L	10049	(12)GREEN, Garrett	(6)WHITE, Malcolm
01/08/11	*at Auburn	W 62-55	6873	(18)GREEN, Garrett	(8)DERENBECKER, Matt
01/12/11	*ARKANSAS	W 56-53	7023	(13)WHITE, Malcolm	(10)GREEN, Garrett
1/15/11	*at Kentucky	44-82 L	24330	(13)GREEN, Garrett	(9)GREEN, Garrett
01/22/11	*OLE MISS	51-78 L	8060	(14)DERENBECKER, Matt	(5)DERENBECKER, Matt
01/26/11	*at Tennessee	53-75 L	18991	(13)DERENBECKER, Matt	(10)WHITE, Malcolm

* - Conference game

Attendance Summary	Games	Attend	Avg/Game
Home	12	83399	6950
Away	6	67254	11209
Neutral	2	10106	5053
Total	20	160759	8038

THE STAT CREW SYSTEM
LSU Combined Team Statistics (as of Jan 27, 2011)
All games

RECORD:	OVERALL	HOME	AWAY	NEUTRAL
ALL GAMES	10-10	8-4	2-4	0-2
CONFERENCE	2-3	1-1	1-2	0-0
NON-CONFERENCE	8-7	7-3	1-2	0-2

##	Player	gp-gs	min	avg	Total		3-Point		F-Throw		Rebounds				pf	dq	a	to	blk	stl	pts	avg			
					fg-fga	fg%	3fg-fga	3fg%	ft-fa	ft%	off	def	tot	avg											
22	TURNER, Ralston	15-15	462	30.8	67-170	.394	34-98	.347	37-54	.685	9	38	47	3.1	36	1	23	34	3	10	205	13.7			
10	STRINGER, Andre	20-18	600	30.0	68-199	.342	40-125	.320	75-99	.758	9	39	48	2.4	40	1	57	51	4	22	251	12.6			
05	WHITE, Malcolm	20-19	480	24.0	62-133	.466	0-0	.000	43-71	.606	45	67	112	5.6	60	3	6	35	24	5	167	8.4			
45	DOTSON, Aaron	20-20	549	27.5	38-100	.380	13-34	.382	56-74	.757	21	42	63	3.2	54	2	39	38	7	11	145	7.3			
03	GREEN, Garrett	20-3	363	18.2	57-130	.438	4-15	.267	17-43	.395	36	68	104	5.2	47	1	5	24	11	14	135	6.8			
24	WARREN, Storm	18-13	377	20.9	54-114	.474	0-0	.000	11-23	.478	45	65	110	6.1	41	1	8	25	22	23	119	6.6			
21	DERENBECKER, Matt	20-5	411	20.6	47-118	.398	19-66	.288	16-22	.727	7	37	44	2.2	32	0	26	18	1	13	129	6.5			
13	LUDWIG, Eddie	20-5	303	15.2	19-49	.388	2-5	.400	34-44	.773	22	36	58	2.9	34	2	14	18	0	13	74	3.7			
04	BASS, Chris	20-2	357	17.9	13-42	.310	1-5	.200	9-18	.500	9	38	47	2.4	20	0	55	33	1	12	36	1.8			
14	COURTNEY, Jalen	14-0	68	4.9	5-12	.417	2-4	.500	4-6	.667	2	6	8	0.6	6	0	0	2	1	0	16	1.1			
25	POPULIST, Daron	11-0	52	4.7	3-11	.273	2-7	.286	0-0	.000	0	6	6	0.5	10	0	6	3	0	0	8	0.7			
15	HARRIS, Dennis	4-0	28	7.0	1-4	.250	0-0	.000	0-0	.000	1	4	5	1.3	5	0	0	2	2	2	2	0.5			
Team											48	33	81												6
Total.....		20	4050		434-1082	.401	117-359	.326	302-454	.665	254	479	733	36.7	385	11	239	289	76	125	1287	64.3			
Opponents.....		20	4050		445-1112	.400	111-348	.319	289-420	.688	252	467	719	36.0	396	8	173	266	86	157	1290	64.5			

TEAM STATISTICS	LSU	OPP	Date	Opponent	Score	Att.
SCORING	1287	1290	11/12/10	NORTHWESTERN STATE	w 87-78	7842
Points per game	64.3	64.5	11/16/10	NICHOLLS STATE	L 53-62	6913
Scoring margin	-0.1	-	11/18/10	TENNESSEE-MARTIN	w 79-56	6607
FIELD GOALS-ATT	434-1082	445-1112	11/21/10	vs Memphis	L 61-70	7941
Field goal pct	.401	.400	11/24/10	CENTENARY	w 78-36	6742
3 POINT FG-ATT	117-359	111-348	11/28/10	at South Alabama	w 80-65	3653
3-point FG pct	.326	.319	11/30/10	HOUSTON	w 73-57	6688
3-pt FG made per game	5.9	5.6	12/11/10	CENTRAL MICHIGAN	w 59-55	6898
FREE THROWS-ATT	302-454	289-420	12/13/10	COASTAL CAROLINA	Lot 69-78	6425
Free throw pct	.665	.688	12/16/10	MCNEESE STATE	Wot 78-66	6445
F-Throws made per game	15.1	14.5	12/18/10	vs Wichita State	L 69-70	2165
REBOUNDS	733	719	12/22/10	NORTH TEXAS	L 55-75	7017
Rebounds per game	36.7	36.0	12/27/10	SOUTHERN	w 62-41	6739
Rebounding margin	+0.7	-	12/29/10	at Rice	L 68-74	3358
ASSISTS	239	173	01/02/11	at Virginia	L 50-64	10049
Assists per game	12.0	8.7	* 01/08/11	at Auburn	w 62-55	6873
TURNOVERS	289	266	* 01/12/11	ARKANSAS	w 56-53	7023
Turnovers per game	14.5	13.3	* 1/15/11	at Kentucky	L 44-82	24330
Turnover margin	-1.1	-	* 01/22/11	OLE MISS	L 51-78	8060
Assist/turnover ratio	0.8	0.7	* 01/26/11	at Tennessee	L 53-75	18991
STEALS	125	157				
Steals per game	6.3	7.9	* - Conference game			
BLOCKS	76	86				
Blocks per game	3.8	4.3				
ATTENDANCE	83399	77360				
Home games-Avg/Game	12-6950	6-11209				
Neutral site-Avg/Game	-	2-5053				

Score by Periods	1st	2nd	OT	Totals
LSU	616	648	23	1287
Opponents	565	705	20	1290

THE STAT CREW SYSTEM
LSU Combined Team Statistics (as of Jan 27, 2011)
Conference games

RECORD:	OVERALL	HOME	AWAY	NEUTRAL
ALL GAMES	2-3	1-1	1-2	0-0
CONFERENCE	2-3	1-1	1-2	0-0
NON-CONFERENCE	0-0	0-0	0-0	0-0

##	Player	gp-gs	min	avg	Total		3-Point		F-Throw		Rebounds				pf	dq	a	to	blk	stl	pts	avg		
					fg-fga	fg%	3fg-fga	3fg%	ft-fa	ft%	off	def	tot	avg										
21	DERENBECKER, Matt	5-5	176	35.2	22-52	.423	7-29	.241	7-9	.778	3	20	23	4.6	9	0	11	8	0	8	58	11.6		
03	GREEN, Garrett	5-1	145	29.0	23-53	.434	2-10	.200	4-13	.308	11	17	28	5.6	14	0	2	8	4	3	52	10.4		
10	STRINGER, Andre	5-5	170	34.0	12-51	.235	7-39	.179	12-19	.632	4	9	13	2.6	5	0	16	13	0	5	43	8.6		
05	WHITE, Malcolm	5-5	108	21.6	13-35	.371	0-0	.000	9-13	.692	9	20	29	5.8	18	1	2	13	5	1	35	7.0		
13	LUDWIG, Eddie	5-4	88	17.6	9-21	.429	2-3	.667	9-13	.692	5	8	13	2.6	9	0	4	5	0	2	29	5.8		
45	DOTSON, Aaron	5-5	138	27.6	5-21	.238	1-10	.100	14-19	.737	8	13	21	4.2	9	0	7	13	0	5	25	5.0		
24	WARREN, Storm	4-0	43	10.8	6-16	.375	0-0	.000	2-6	.333	9	6	15	3.8	1	0	0	4	7	3	14	3.5		
14	COURTNEY, Jalen	3-0	22	7.3	2-4	.500	1-1	1.000	0-0	.000	0	2	2	0.7	1	0	0	1	1	0	5	1.7		
04	BASS, Chris	5-0	104	20.8	1-13	.077	0-2	.000	3-3	1.000	3	12	15	3.0	6	0	14	10	0	0	5	1.0		
25	POPULIST, Daron	2-0	6	3.0	0-2	.000	0-2	.000	0-0	.000	0	1	1	0.5	0	0	0	0	0	0	0	0.0		
Team											12	7	19											
Total.....		5	1000		93-268	.347	20-96	.208	60-95	.632	64	115	179	35.8	72	1	56	75	17	27	266	53.2		
Opponents.....		5	1000		124-295	.420	40-107	.374	55-75	.733	60	129	189	37.8	92	3	71	56	28	42	343	68.6		

TEAM STATISTICS	LSU	OPP	Date	Opponent	Score	Att.
SCORING	266	343	* 01/08/11	at Auburn	w 62-55	6873
Points per game	53.2	68.6	* 01/12/11	ARKANSAS	w 56-53	7023
Scoring margin	-15.4	-	* 1/15/11	at Kentucky	L 44-82	24330
FIELD GOALS-ATT	93-268	124-295	* 01/22/11	OLE MISS	L 51-78	8060
Field goal pct	.347	.420	* 01/26/11	at Tennessee	L 53-75	18991
3 POINT FG-ATT	20-96	40-107	* - Conference game			
3-point FG pct	.208	.374				
3-pt FG made per game	4.0	8.0				
FREE THROWS-ATT	60-95	55-75				
Free throw pct	.632	.733				
F-Throws made per game	12.0	11.0				
REBOUNDS	179	189				
Rebounds per game	35.8	37.8				
Rebounding margin	-2.0	-				
ASSISTS	56	71				
Assists per game	11.2	14.2				
TURNOVERS	75	56				
Turnovers per game	15.0	11.2				
Turnover margin	-3.8	-				
Assist/turnover ratio	0.7	1.3				
STEALS	27	42				
Steals per game	5.4	8.4				
BLOCKS	17	28				
Blocks per game	3.4	5.6				
ATTENDANCE	15083	50194				
Home games-Avg/Game	2-7542	3-16731				
Neutral site-Avg/Game	-	0-0				

Score by Periods	1st	2nd	Totals
LSU	141	125	266
Opponents	152	191	343

THE STAT CREW SYSTEM
LSU Category Leaders (as of Jan 27, 2011)
All games

Points	G	Pts	Pts/G	Scoring Average	G	Pts	Avg/G
STRINGER, Andre	20	251	12.6	TURNER, Ralston	15	205	13.7
TURNER, Ralston	15	205	13.7	STRINGER, Andre	20	251	12.6
WHITE, Malcolm	20	167	8.4	WHITE, Malcolm	20	167	8.4
DOTSON, Aaron	20	145	7.3	DOTSON, Aaron	20	145	7.3
GREEN, Garrett	20	135	6.8	GREEN, Garrett	20	135	6.8
DERENBECKER, Matt	20	129	6.5	WARREN, Storm	18	119	6.6
WARREN, Storm	18	119	6.6	DERENBECKER, Matt	20	129	6.5
LUDWIG, Eddie	20	74	3.7	LUDWIG, Eddie	20	74	3.7
BASS, Chris	20	36	1.8	BASS, Chris	20	36	1.8
COURTNEY, Jalen	14	16	1.1	COURTNEY, Jalen	14	16	1.1
POPULIST, Daron	11	8	0.7	POPULIST, Daron	11	8	0.7
HARRIS, Dennis	4	2	0.5	HARRIS, Dennis	4	2	0.5

FG Percentage	FG	Att	Pct	Field Goal Attempts	G	Att	Att/G
WARREN, Storm	54	114	.474	STRINGER, Andre	20	199	10.0
WHITE, Malcolm	62	133	.466	TURNER, Ralston	15	170	11.3
GREEN, Garrett	57	130	.438	WHITE, Malcolm	20	133	6.7
COURTNEY, Jalen	5	12	.417	GREEN, Garrett	20	130	6.5
DERENBECKER, Matt	47	118	.398	DERENBECKER, Matt	20	118	5.9
TURNER, Ralston	67	170	.394				
LUDWIG, Eddie	19	49	.388				
DOTSON, Aaron	38	100	.380				
STRINGER, Andre	68	199	.342				
BASS, Chris	13	42	.310				
POPULIST, Daron	3	11	.273				
HARRIS, Dennis	1	4	.250				

Field Goals Made	G	Made	Made/G
STRINGER, Andre	20	68	3.4
TURNER, Ralston	15	67	4.5
WHITE, Malcolm	20	62	3.1
GREEN, Garrett	20	57	2.9
WARREN, Storm	18	54	3.0

3-Point Percentage	3FG	Att	Pct	3-Point FG Attempts	G	Att	Att/G
COURTNEY, Jalen	2	4	.500	STRINGER, Andre	20	125	6.3
LUDWIG, Eddie	2	5	.400	TURNER, Ralston	15	98	6.5
DOTSON, Aaron	13	34	.382	DERENBECKER, Matt	20	66	3.3
TURNER, Ralston	34	98	.347	DOTSON, Aaron	20	34	1.7
STRINGER, Andre	40	125	.320	GREEN, Garrett	20	15	0.8
DERENBECKER, Matt	19	66	.288				
POPULIST, Daron	2	7	.286				
GREEN, Garrett	4	15	.267				
BASS, Chris	1	5	.200				

3-Point FG Made	G	Made	Made/G
STRINGER, Andre	20	40	2.0
TURNER, Ralston	15	34	2.3
DERENBECKER, Matt	20	19	1.0
DOTSON, Aaron	20	13	0.7
GREEN, Garrett	20	4	0.2

Free Throw Percent	FG	Att	Pct	Free Throw Attempts	G	Att	Att/G
LUDWIG, Eddie	34	44	.773	STRINGER, Andre	20	99	5.0
STRINGER, Andre	75	99	.758	DOTSON, Aaron	20	74	3.7
DOTSON, Aaron	56	74	.757	WHITE, Malcolm	20	71	3.6
DERENBECKER, Matt	16	22	.727	TURNER, Ralston	15	54	3.6
TURNER, Ralston	37	54	.685	LUDWIG, Eddie	20	44	2.2
COURTNEY, Jalen	4	6	.667				
WHITE, Malcolm	43	71	.606				
BASS, Chris	9	18	.500				
WARREN, Storm	11	23	.478				
GREEN, Garrett	17	43	.395				

Free Throws Made	G	Made	Made/G
STRINGER, Andre	20	75	3.8
DOTSON, Aaron	20	56	2.8
WHITE, Malcolm	20	43	2.2
TURNER, Ralston	15	37	2.5
LUDWIG, Eddie	20	34	1.7

THE STAT CREW SYSTEM
LSU Category Leaders (as of Jan 27, 2011)
All games

<u>Rebounds</u>	<u>G</u>	<u>Reb</u>	<u>Reb/G</u>
WHITE, Malcolm	20	112	5.6
WARREN, Storm	18	110	6.1
GREEN, Garrett	20	104	5.2
DOTSON, Aaron	20	63	3.2
LUDWIG, Eddie	20	58	2.9

<u>Assists</u>	<u>G</u>	<u>No.</u>	<u>Ast/G</u>
STRINGER, Andre	20	57	2.9
BASS, Chris	20	55	2.8
DOTSON, Aaron	20	39	2.0
DERENBECKER, Matt	20	26	1.3
TURNER, Ralston	15	23	1.5

<u>Rebound Average</u>	<u>G</u>	<u>Reb</u>	<u>Avg/G</u>
WARREN, Storm	18	110	6.1
WHITE, Malcolm	20	112	5.6
GREEN, Garrett	20	104	5.2
DOTSON, Aaron	20	63	3.2
TURNER, Ralston	15	47	3.1

<u>Steals</u>	<u>G</u>	<u>No.</u>	<u>Stl/G</u>
WARREN, Storm	18	23	1.3
STRINGER, Andre	20	22	1.1
GREEN, Garrett	20	14	0.7
LUDWIG, Eddie	20	13	0.7
DERENBECKER, Matt	20	13	0.7

<u>Offensive Rebounds</u>	<u>G</u>	<u>No.</u>	<u>Avg/G</u>
WHITE, Malcolm	20	45	2.3
WARREN, Storm	18	45	2.5
GREEN, Garrett	20	36	1.8
LUDWIG, Eddie	20	22	1.1
DOTSON, Aaron	20	21	1.1

<u>Blocked Shots</u>	<u>G</u>	<u>No.</u>	<u>Blk/G</u>
WHITE, Malcolm	20	24	1.2
WARREN, Storm	18	22	1.2
GREEN, Garrett	20	11	0.6
DOTSON, Aaron	20	7	0.4
STRINGER, Andre	20	4	0.2

<u>Defensive Rebounds</u>	<u>G</u>	<u>No.</u>	<u>Avg/G</u>
GREEN, Garrett	20	68	3.4
WHITE, Malcolm	20	67	3.4
WARREN, Storm	18	65	3.6
DOTSON, Aaron	20	42	2.1
STRINGER, Andre	20	39	2.0

<u>Minutes</u>	<u>G</u>	<u>No.</u>	<u>Min/G</u>
STRINGER, Andre	20	600	30.0
DOTSON, Aaron	20	549	27.5
WHITE, Malcolm	20	480	24.0
TURNER, Ralston	15	462	30.8
DERENBECKER, Matt	20	411	20.6

<u>Fouls</u>	<u>G</u>	<u>No.</u>	<u>Per/G</u>
WHITE, Malcolm	20	60	3.0
DOTSON, Aaron	20	54	2.7
GREEN, Garrett	20	47	2.4
WARREN, Storm	18	41	2.3
STRINGER, Andre	20	40	2.0

<u>Turnovers</u>	<u>G</u>	<u>No.</u>	<u>TO/G</u>
STRINGER, Andre	20	51	2.6
DOTSON, Aaron	20	38	1.9
WHITE, Malcolm	20	35	1.8
TURNER, Ralston	15	34	2.3
BASS, Chris	20	33	1.7

<u>Foulsouts</u>	<u>G</u>	<u>No.</u>
WHITE, Malcolm	20	3
DOTSON, Aaron	20	2
LUDWIG, Eddie	20	2
WARREN, Storm	18	1
STRINGER, Andre	20	1
GREEN, Garrett	20	1
TURNER, Ralston	15	1

THE STAT CREW SYSTEM
 LSU Team Game-by-Game (as of Jan 27, 2011)
 All games

TEAM STATISTICS

Opponent	Date	Score		Total		3-Pointers		Free throws		Rebounds				pf	a	t/o	blk	stl	pts	avg
				fg-fga	pct	3fg-fga	pct	ft-fta	pct	off	def	tot	avg							
NORTHWESTERN STATE	11/12/10	87-78	W	24-40	.600	7-15	.467	32-46	.696	9	24	33	33.0	30	13	25	4	13	87	87.0
NICHOLLS STATE	11/16/10	53-62	L	16-43	.372	6-18	.333	15-21	.714	7	30	37	35.0	22	8	18	4	3	53	70.0
TENNESSEE-MARTIN	11/18/10	79-56	W	27-62	.435	3-15	.200	22-29	.759	22	30	52	40.7	20	11	15	5	7	79	73.0
vs Memphis	11/21/10	61-70	L	18-52	.346	5-15	.333	20-29	.690	9	26	35	39.2	27	13	13	4	7	61	70.0
CENTENARY	11/24/10	78-36	W	29-61	.475	10-24	.417	10-17	.588	17	26	43	40.0	12	17	9	4	7	78	71.6
at South Alabama	11/28/10	80-65	W	25-47	.532	12-17	.706	18-28	.643	9	29	38	39.7	24	14	14	3	5	80	73.0
HOUSTON	11/30/10	73-57	W	26-52	.500	5-14	.357	16-21	.762	14	21	35	39.0	16	14	17	5	10	73	73.0
CENTRAL MICHIGAN	12/11/10	59-55	W	20-42	.476	3-7	.429	16-22	.727	7	23	30	37.9	17	12	17	4	8	59	71.2
COASTAL CAROLINA	12/13/10	69-78	Lot	26-64	.406	7-22	.318	10-17	.588	14	21	35	37.6	23	13	16	4	5	69	71.0
MCNEESE STATE	12/16/10	78-66	Wot	25-57	.439	6-20	.300	22-31	.710	14	26	40	37.8	16	16	13	7	3	78	71.7
vs Wichita State	12/18/10	69-70	L	19-56	.339	8-21	.381	23-31	.742	14	22	36	37.6	22	6	11	2	6	69	71.5
NORTH TEXAS	12/22/10	55-75	L	23-63	.365	3-13	.231	6-12	.500	14	18	32	37.2	19	9	12	4	4	55	70.1
SOUTHERN	12/27/10	62-41	W	23-62	.371	7-21	.333	9-14	.643	13	32	45	37.8	13	16	11	6	8	62	69.5
at Rice	12/29/10	68-74	L	22-62	.355	12-28	.429	12-24	.500	15	16	31	37.3	37	14	11	0	9	68	69.4
at Virginia	01/02/11	50-64	L	18-51	.353	3-13	.231	11-17	.647	12	20	32	36.9	15	7	12	3	3	50	68.1
at Auburn	01/08/11	62-55	W	24-56	.429	5-19	.263	9-16	.563	16	25	41	37.2	13	14	18	4	9	62	67.7
ARKANSAS	01/12/11	56-53	W	19-48	.396	1-13	.077	17-31	.548	12	34	46	37.7	14	14	14	3	6	56	67.0
at Kentucky	1/15/11	44-82	L	17-65	.262	3-24	.125	7-12	.583	17	25	42	37.9	17	8	15	5	3	44	65.7
OLE MISS	01/22/11	51-78	L	15-46	.326	6-17	.353	15-19	.789	7	12	19	36.9	17	10	16	3	7	51	64.9
at Tennessee	01/26/11	53-75	L	18-53	.340	5-23	.217	12-17	.706	12	19	31	36.7	11	10	12	2	2	53	64.3
LSU		1287		434-1082	.401	117-359	.326	302-454	.665	254	479	733	36.7	385	239	289	76	125	1287	64.3
Opponents		1290		445-1112	.400	111-348	.319	289-420	.688	252	467	719	36.0	396	173	266	86	157	1290	64.5

Games played: 20
 Points/game: 64.3
 FG Pct: 40.1
 3FG Pct: 32.6
 FT Pct: 66.5

Rebounds/game: 36.7
 Assists/game: 12.0
 Turnovers/game: 14.5
 Assist/turnover ratio: 0.8
 Steals/game: 6.3
 Blocks/game: 3.8

THE STAT CREW SYSTEM
LSU Opponent Game-by-Game (as of Jan 27, 2011)
All games

OPPONENT STATISTICS

Opponent	Date	Score		Total		3-Pointers		Free throws		Rebounds				pf	a	t/o	blk	stl	pts	avg
				fg-fga	pct	3fg-fga	pct	ft-fta	pct	off	def	tot	avg							
NORTHWESTERN STATE	11/12/10	87-78	W	29-70	.414	7-26	.269	13-27	.481	24	12	36	36.0	32	8	17	3	14	78	78.0
NICHOLLS STATE	11/16/10	53-62	L	19-53	.358	6-19	.316	18-27	.667	10	23	33	34.5	19	7	8	2	12	62	70.0
TENNESSEE-MARTIN	11/18/10	79-56	W	19-60	.317	4-18	.222	14-22	.636	16	16	32	33.7	23	4	14	2	8	56	65.3
vs Memphis	11/21/10	61-70	L	23-49	.469	7-19	.368	17-28	.607	6	27	33	33.5	27	9	16	5	7	70	66.5
CENTENARY	11/24/10	78-36	W	13-46	.283	4-15	.267	6-10	.600	7	19	26	32.0	16	7	15	4	5	36	60.4
at South Alabama	11/28/10	80-65	W	18-54	.333	6-16	.375	23-31	.742	12	17	29	31.5	24	10	9	7	4	65	61.2
HOUSTON	11/30/10	73-57	W	23-58	.397	6-16	.375	5-12	.417	18	14	32	31.6	20	6	19	3	6	57	60.6
CENTRAL MICHIGAN	12/11/10	59-55	W	17-48	.354	3-10	.300	18-23	.783	11	18	29	31.3	18	2	16	2	9	55	59.9
COASTAL CAROLINA	12/13/10	69-78	Lot	27-60	.450	5-14	.357	19-26	.731	16	29	45	32.8	18	7	16	5	8	78	61.9
MCNEESE STATE	12/16/10	78-66	Wot	25-65	.385	6-23	.261	10-15	.667	16	23	39	33.4	20	9	12	6	11	66	62.3
vs Wichita State	12/18/10	69-70	L	21-52	.404	5-17	.294	23-30	.767	15	26	41	34.1	24	4	15	3	4	70	63.0
NORTH TEXAS	12/22/10	55-75	L	29-56	.518	3-9	.333	14-15	.933	10	31	41	34.7	14	7	13	3	8	75	64.0
SOUTHERN	12/27/10	62-41	W	17-56	.304	1-10	.100	6-11	.545	10	29	39	35.0	14	2	15	4	8	41	62.2
at Rice	12/29/10	68-74	L	20-38	.526	2-10	.200	32-47	.681	8	31	39	35.3	20	10	14	3	5	74	63.1
at Virginia	01/02/11	50-64	L	21-52	.404	6-19	.316	16-21	.762	13	23	36	35.3	15	10	11	6	6	64	63.1
at Auburn	01/08/11	62-55	W	19-61	.311	8-24	.333	9-15	.600	17	18	35	35.3	20	13	14	4	10	55	62.6
ARKANSAS	01/12/11	56-53	W	19-57	.333	2-20	.100	13-16	.813	6	26	32	35.1	25	9	10	3	7	53	62.1
at Kentucky	1/15/11	44-82	L	29-70	.414	10-20	.500	14-18	.778	16	34	50	35.9	13	13	7	6	10	82	63.2
OLE MISS	01/22/11	51-78	L	28-45	.622	10-17	.588	12-16	.750	7	26	33	35.8	20	16	18	8	6	78	63.9
at Tennessee	01/26/11	53-75	L	29-62	.468	10-26	.385	7-10	.700	14	25	39	36.0	14	20	7	7	9	75	64.5
Opponents		1290		445-1112	.400	111-348	.319	289-420	.688	252	467	719	36.0	396	173	266	86	157	1290	64.5
LSU		1287		434-1082	.401	117-359	.326	302-454	.665	254	479	733	36.7	385	239	289	76	125	1287	64.3

Games played: 20
Points/game: 64.5
FG Pct: 40.0
3FG Pct: 31.9
FT Pct: 68.8

Rebounds/game: 36.0
Assists/game: 8.7
Turnovers/game: 13.3
Assist/turnover ratio: 0.7
Steals/game: 7.9
Blocks/game: 4.3

THE STAT CREW SYSTEM
LSU Points-Rebounds-Assists (as of Jan 27, 2011)
All games

Opponent	Date	Score		03	04	05	10	13	14	21
				GREEN,GARR	BASS,CHRIS	WHITE,MALC	STRINGER,A	LUDWIG,EDD	COURTNEY,J	DERENBECKE
NORTHWESTERN STATE	11/12/10	87-78	w	2-6-0	4-2-2	12-4-0	21-3-5	4-3-0	2-0-0	0-0-0
NICHOLLS STATE	11/16/10	53-62	L	0-4-1	0-2-0	2-2-0	14-2-3	4-2-0	DNP	14-6-0
TENNESSEE-MARTIN	11/18/10	79-56	w	3-3-0	4-3-5	12-15-2	15-2-1	5-1-0	1-1-0	2-2-0
vs Memphis	11/21/10	61-70	L	8-4-0	0-2-4	5-4-0	13-2-2	8-8-1	2-0-0	0-1-1
CENTENARY	11/24/10	78-36	w	8-9-0	3-5-1	14-7-0	16-0-4	6-5-4	2-3-0	6-0-1
at South Alabama	11/28/10	80-65	w	0-5-0	1-2-0	4-4-0	21-4-3	4-4-4	0-0-0	9-4-2
HOUSTON	11/30/10	73-57	w	4-5-0	2-1-4	9-2-0	13-3-3	5-3-0	DNP	5-0-0
CENTRAL MICHIGAN	12/11/10	59-55	w	2-3-0	6-4-4	12-4-0	8-1-0	3-2-0	DNP	0-0-1
COASTAL CAROLINA	12/13/10	69-78	L	9-4-0	4-0-1	5-3-0	16-2-5	0-1-0	0-0-0	3-1-3
MCNEESE STATE	12/16/10	78-66	w	3-3-1	0-3-2	13-9-0	15-6-5	0-0-0	DNP	0-1-1
vs Wichita State	12/18/10	69-70	L	15-13-0	2-0-2	3-1-0	18-2-1	2-3-0	0-0-0	4-1-1
NORTH TEXAS	12/22/10	55-75	L	10-5-1	0-2-4	12-7-0	7-1-0	1-1-0	3-1-0	3-0-2
SOUTHERN	12/27/10	62-41	w	3-4-0	0-2-2	16-11-0	6-5-4	2-4-0	1-1-0	8-2-3
at Rice	12/29/10	68-74	L	4-3-0	3-1-8	2-4-1	19-0-4	0-4-0	0-0-0	17-3-0
at Virginia	01/02/11	50-64	L	12-5-0	2-3-2	11-6-1	6-2-1	1-4-1	0-0-0	0-0-0
at Auburn	01/08/11	62-55	w	18-5-1	3-3-4	7-5-1	9-2-3	6-4-2	DNP	15-8-3
ARKANSAS	01/12/11	56-53	w	10-10-1	2-2-2	13-7-1	11-4-7	3-1-0	DNP	12-6-2
at Kentucky	1/15/11	44-82	L	13-9-0	0-5-4	0-3-0	6-4-1	7-4-0	0-2-0	4-2-3
OLE MISS	01/22/11	51-78	L	5-1-0	0-1-2	6-4-0	11-1-2	1-0-2	3-0-0	14-5-1
at Tennessee	01/26/11	53-75	L	6-3-0	0-4-2	9-10-0	6-2-3	12-4-0	2-0-0	13-2-2

Opponent	Date	Score		22	24	25	45
				TURNER,RAL	WARREN,STO	POPULIST,D	DOTSON,AAR
NORTHWESTERN STATE	11/12/10	87-78	w	21-5-2	4-4-2	0-0-2	17-3-0
NICHOLLS STATE	11/16/10	53-62	L	6-2-2	8-14-1	0-0-0	5-2-1
TENNESSEE-MARTIN	11/18/10	79-56	w	10-1-0	12-11-0	2-2-1	13-6-2
vs Memphis	11/21/10	61-70	L	11-2-1	2-3-0	DNP	12-4-4
CENTENARY	11/24/10	78-36	w	8-3-1	1-6-1	6-2-1	8-1-4
at South Alabama	11/28/10	80-65	w	17-1-0	9-3-0	0-1-1	15-3-4
HOUSTON	11/30/10	73-57	w	15-3-5	12-11-0	DNP	8-3-2
CENTRAL MICHIGAN	12/11/10	59-55	w	9-7-4	8-4-0	0-0-1	9-0-2
COASTAL CAROLINA	12/13/10	69-78	L	15-6-1	8-5-0	DNP	9-5-3
MCNEESE STATE	12/16/10	78-66	w	23-2-3	17-6-1	DNP	7-3-3
vs Wichita State	12/18/10	69-70	L	21-2-0	2-4-0	DNP	2-2-2
NORTH TEXAS	12/22/10	55-75	L	9-4-1	10-9-0	DNP	0-1-1
SOUTHERN	12/27/10	62-41	w	15-2-1	5-6-3	0-0-0	6-4-3
at Rice	12/29/10	68-74	L	14-2-1	7-9-0	0-0-0	2-1-0
at Virginia	01/02/11	50-64	L	11-5-1	DNP	0-0-0	7-4-1
at Auburn	01/08/11	62-55	w	DNP	2-6-0	DNP	2-4-0
ARKANSAS	01/12/11	56-53	w	DNP	2-5-0	DNP	3-8-1
at Kentucky	1/15/11	44-82	L	DNP	4-1-0	DNP	10-4-0
OLE MISS	01/22/11	51-78	L	DNP	6-3-0	0-0-0	5-2-3
at Tennessee	01/26/11	53-75	L	DNP	DNP	0-1-0	5-3-3

THE STAT CREW SYSTEM
LSU Team High/Low Analysis (as of Jan 27, 2011)
All games

LSU - TEAM GAME HIGHS

POINTS	87		NORTHWESTERN STATE (11/12/10)
	80		at South Alabama (11/28/10)
	79		TENNESSEE-MARTIN (11/18/10)
FIELD GOALS MADE	78		MCNEESE STATE (12/16/10)
	78		CENTENARY (11/24/10)
	29		CENTENARY (11/24/10)
FIELD GOAL ATTEMPTS	27		TENNESSEE-MARTIN (11/18/10)
	26		COASTAL CAROLINA (12/13/10)
	26		HOUSTON (11/30/10)
FIELD GOAL PERCENTAGE	65		at Kentucky (1/15/11)
	64		COASTAL CAROLINA (12/13/10)
	63		NORTH TEXAS (12/22/10)
3 PT FIELD GOALS MADE	.600	(24-40)	NORTHWESTERN STATE (11/12/10)
	.532	(25-47)	at South Alabama (11/28/10)
	.500	(26-52)	HOUSTON (11/30/10)
3 PT FG ATTEMPTS	12		at Rice (12/29/10)
	12		at South Alabama (11/28/10)
	10		CENTENARY (11/24/10)
3 PT FG PERCENTAGE	28		at Rice (12/29/10)
	24		at Kentucky (1/15/11)
	24		CENTENARY (11/24/10)
FREE THROWS MADE	.706	(12-17)	at South Alabama (11/28/10)
	.467	(7-15)	NORTHWESTERN STATE (11/12/10)
	.429	(12-28)	at Rice (12/29/10)
FREE THROW ATTEMPTS	.429	(3-7)	CENTRAL MICHIGAN (12/11/10)
	32		NORTHWESTERN STATE (11/12/10)
	23		vs Wichita State (12/18/10)
FREE THROW PERCENTAGE	22		MCNEESE STATE (12/16/10)
	22		TENNESSEE-MARTIN (11/18/10)
	46		NORTHWESTERN STATE (11/12/10)
REBOUNDS	31		ARKANSAS (01/12/11)
	31		vs Wichita State (12/18/10)
	31		MCNEESE STATE (12/16/10)
ASSISTS	.789	(15-19)	OLE MISS (01/22/11)
	.762	(16-21)	HOUSTON (11/30/10)
	.759	(22-29)	TENNESSEE-MARTIN (11/18/10)
STEALS	52		TENNESSEE-MARTIN (11/18/10)
	46		ARKANSAS (01/12/11)
	45		SOUTHERN (12/27/10)
BLOCKED SHOTS	17		CENTENARY (11/24/10)
	16		SOUTHERN (12/27/10)
	16		MCNEESE STATE (12/16/10)
TURNOVERS	13		NORTHWESTERN STATE (11/12/10)
	10		HOUSTON (11/30/10)
	9		at Auburn (01/08/11)
FOULS	9		at Rice (12/29/10)
	7		MCNEESE STATE (12/16/10)
	6		SOUTHERN (12/27/10)
FOULS	5		at Kentucky (1/15/11)
	5		HOUSTON (11/30/10)
	5		TENNESSEE-MARTIN (11/18/10)
FOULS	25		NORTHWESTERN STATE (11/12/10)
	18		at Auburn (01/08/11)
	18		NICHOLLS STATE (11/16/10)
FOULS	37		at Rice (12/29/10)
	30		NORTHWESTERN STATE (11/12/10)
	27		vs Memphis (11/21/10)

THE STAT CREW SYSTEM
LSU High/Low Analysis (as of Jan 27, 2011)
All games

Opponent - GAME HIGHS

POINTS	82		at Kentucky (1/15/11)
	78		OLE MISS (01/22/11)
	78		COASTAL CAROLINA (12/13/10)
	78		NORTHWESTERN STATE (11/12/10)
	75		at Tennessee (01/26/11)
	75		NORTH TEXAS (12/22/10)
FIELD GOALS MADE	29		at Tennessee (01/26/11)
	29		at Kentucky (1/15/11)
	29		NORTH TEXAS (12/22/10)
	29		NORTHWESTERN STATE (11/12/10)
FIELD GOAL ATTEMPTS	70		at Kentucky (1/15/11)
	70		NORTHWESTERN STATE (11/12/10)
	65		MCNEESE STATE (12/16/10)
FIELD GOAL PERCENTAGE	.622	(28-45)	OLE MISS (01/22/11)
	.526	(20-38)	at Rice (12/29/10)
	.518	(29-56)	NORTH TEXAS (12/22/10)
3 PT FIELD GOALS MADE	10		at Tennessee (01/26/11)
	10		OLE MISS (01/22/11)
	10		at Kentucky (1/15/11)
3 PT FG ATTEMPTS	26		at Tennessee (01/26/11)
	26		NORTHWESTERN STATE (11/12/10)
	24		at Auburn (01/08/11)
3 PT FG PERCENTAGE	.588	(10-17)	OLE MISS (01/22/11)
	.500	(10-20)	at Kentucky (1/15/11)
	.385	(10-26)	at Tennessee (01/26/11)
FREE THROWS MADE	32		at Rice (12/29/10)
	23		vs Wichita State (12/18/10)
	23		at South Alabama (11/28/10)
FREE THROW ATTEMPTS	47		at Rice (12/29/10)
	31		at South Alabama (11/28/10)
	30		vs Wichita State (12/18/10)
FREE THROW PERCENTAGE	.933	(14-15)	NORTH TEXAS (12/22/10)
	.813	(13-16)	ARKANSAS (01/12/11)
	.783	(18-23)	CENTRAL MICHIGAN (12/11/10)
REBOUNDS	50		at Kentucky (1/15/11)
	45		COASTAL CAROLINA (12/13/10)
	41		NORTH TEXAS (12/22/10)
	41		vs Wichita State (12/18/10)
ASSISTS	20		at Tennessee (01/26/11)
	16		OLE MISS (01/22/11)
	13		at Kentucky (1/15/11)
	13		at Auburn (01/08/11)
STEALS	14		NORTHWESTERN STATE (11/12/10)
	12		NICHOLLS STATE (11/16/10)
	11		MCNEESE STATE (12/16/10)
BLOCKED SHOTS	8		OLE MISS (01/22/11)
	7		at Tennessee (01/26/11)
	7		at South Alabama (11/28/10)
TURNOVERS	19		HOUSTON (11/30/10)
	18		OLE MISS (01/22/11)
	17		NORTHWESTERN STATE (11/12/10)
FOULS	32		NORTHWESTERN STATE (11/12/10)
	27		vs Memphis (11/21/10)
	25		ARKANSAS (01/12/11)

THE STAT CREW SYSTEM
LSU High/Low Analysis (as of Jan 27, 2011)
All games

LSU - GAME LOWS

POINTS	44		at Kentucky (1/15/11)
	50		at Virginia (01/02/11)
	51		OLE MISS (01/22/11)
	53		NICHOLLS STATE (11/16/10)
	53		at Tennessee (01/26/11)
FIELD GOALS MADE	15		OLE MISS (01/22/11)
	16		NICHOLLS STATE (11/16/10)
	17		at Kentucky (1/15/11)
FIELD GOAL ATTEMPTS	40		NORTHWESTERN STATE (11/12/10)
	42		CENTRAL MICHIGAN (12/11/10)
	43		NICHOLLS STATE (11/16/10)
FIELD GOAL PERCENTAGE	.262	(17-65)	at Kentucky (1/15/11)
	.326	(15-46)	OLE MISS (01/22/11)
	.339	(19-56)	vs Wichita State (12/18/10)
3 PT FIELD GOALS MADE	1		ARKANSAS (01/12/11)
	3		TENNESSEE-MARTIN (11/18/10)
	3		CENTRAL MICHIGAN (12/11/10)
	3		NORTH TEXAS (12/22/10)
	3		at Virginia (01/02/11)
3 PT FG ATTEMPTS	3		at Kentucky (1/15/11)
	7		CENTRAL MICHIGAN (12/11/10)
	13		NORTH TEXAS (12/22/10)
	13		at Virginia (01/02/11)
3 PT FG PERCENTAGE	.077	(1-13)	ARKANSAS (01/12/11)
	.125	(3-24)	at Kentucky (1/15/11)
	.200	(3-15)	TENNESSEE-MARTIN (11/18/10)
FREE THROWS MADE	6		NORTH TEXAS (12/22/10)
	7		at Kentucky (1/15/11)
	9		SOUTHERN (12/27/10)
	9		at Auburn (01/08/11)
FREE THROW ATTEMPTS	12		NORTH TEXAS (12/22/10)
	12		at Kentucky (1/15/11)
	14		SOUTHERN (12/27/10)
FREE THROW PERCENTAGE	.500	(6-12)	NORTH TEXAS (12/22/10)
	.500	(12-24)	at Rice (12/29/10)
	.548	(17-31)	ARKANSAS (01/12/11)
REBOUNDS	19		OLE MISS (01/22/11)
	30		CENTRAL MICHIGAN (12/11/10)
	31		at Rice (12/29/10)
	31		at Tennessee (01/26/11)
ASSISTS	6		vs Wichita State (12/18/10)
	7		at Virginia (01/02/11)
	8		NICHOLLS STATE (11/16/10)
STEALS	8		at Kentucky (1/15/11)
	2		at Tennessee (01/26/11)
	3		NICHOLLS STATE (11/16/10)
	3		MCNEESE STATE (12/16/10)
	3		at Virginia (01/02/11)
BLOCKED SHOTS	3		at Kentucky (1/15/11)
	0		at Rice (12/29/10)
	2		vs Wichita State (12/18/10)
TURNOVERS	2		at Tennessee (01/26/11)
	9		CENTENARY (11/24/10)
	11		vs Wichita State (12/18/10)
	11		SOUTHERN (12/27/10)

THE STAT CREW SYSTEM
 LSU High/Low Analysis (as of Jan 27, 2011)
 All games

Opponent - GAME LOWS

POINTS	36		CENTENARY (11/24/10)
	41		SOUTHERN (12/27/10)
	53		ARKANSAS (01/12/11)
	55		CENTRAL MICHIGAN (12/11/10)
	55		at Auburn (01/08/11)
FIELD GOALS MADE	13		CENTENARY (11/24/10)
	17		CENTRAL MICHIGAN (12/11/10)
	17		SOUTHERN (12/27/10)
FIELD GOAL ATTEMPTS	38		at Rice (12/29/10)
	45		OLE MISS (01/22/11)
	46		CENTENARY (11/24/10)
FIELD GOAL PERCENTAGE	.283	(13-46)	CENTENARY (11/24/10)
	.304	(17-56)	SOUTHERN (12/27/10)
	.311	(19-61)	at Auburn (01/08/11)
3 PT FIELD GOALS MADE	1		SOUTHERN (12/27/10)
	2		at Rice (12/29/10)
	2		ARKANSAS (01/12/11)
3 PT FG ATTEMPTS	9		NORTH TEXAS (12/22/10)
	10		CENTRAL MICHIGAN (12/11/10)
	10		SOUTHERN (12/27/10)
	10		at Rice (12/29/10)
3 PT FG PERCENTAGE	.100	(1-10)	SOUTHERN (12/27/10)
	.100	(2-20)	ARKANSAS (01/12/11)
	.200	(2-10)	at Rice (12/29/10)
FREE THROWS MADE	5		HOUSTON (11/30/10)
	6		CENTENARY (11/24/10)
	6		SOUTHERN (12/27/10)
FREE THROW ATTEMPTS	10		CENTENARY (11/24/10)
	10		at Tennessee (01/26/11)
	11		SOUTHERN (12/27/10)
FREE THROW PERCENTAGE	.417	(5-12)	HOUSTON (11/30/10)
	.481	(13-27)	NORTHWESTERN STATE (11/12/10)
	.545	(6-11)	SOUTHERN (12/27/10)
REBOUNDS	26		CENTENARY (11/24/10)
	29		at South Alabama (11/28/10)
	29		CENTRAL MICHIGAN (12/11/10)
ASSISTS	2		CENTRAL MICHIGAN (12/11/10)
	2		SOUTHERN (12/27/10)
	4		TENNESSEE-MARTIN (11/18/10)
	4		vs Wichita State (12/18/10)
STEALS	4		at South Alabama (11/28/10)
	4		vs Wichita State (12/18/10)
	5		CENTENARY (11/24/10)
BLOCKED SHOTS	5		at Rice (12/29/10)
	2		NICHOLLS STATE (11/16/10)
	2		TENNESSEE-MARTIN (11/18/10)
TURNOVERS	2		CENTRAL MICHIGAN (12/11/10)
	7		at Kentucky (1/15/11)
	7		at Tennessee (01/26/11)
FOULS	8		NICHOLLS STATE (11/16/10)
	13		at Kentucky (1/15/11)
	14		NORTH TEXAS (12/22/10)
	14		SOUTHERN (12/27/10)
	14		at Tennessee (01/26/11)

THE STAT CREW SYSTEM
LSU Player High/Low Analysis (as of Jan 27, 2011)
All games

LSU - INDIVIDUAL GAME HIGHS

Points	23		TURNER, Ralston vs McNeese State (12/16/10)
	21		TURNER, Ralston vs Wichita State (12/18/10)
	21		STRINGER, Andre at South Alabama (11/28/10)
	21		STRINGER, Andre vs Northwestern State (11/12/10)
	21		TURNER, Ralston vs Northwestern State (11/12/10)
Field Goals Made	9		GREEN, Garrett at Auburn (01/08/11)
	8		WARREN, Storm vs McNeese State (12/16/10)
	7		WHITE, Malcolm vs Southern (12/27/10)
	7		STRINGER, Andre at South Alabama (11/28/10)
	6		WHITE, Malcolm vs Arkansas (01/12/11)
	6		DERENBECKER, Matt at Auburn (01/08/11)
	6		GREEN, Garrett at Virginia (01/02/11)
	6		TURNER, Ralston vs Southern (12/27/10)
	6		TURNER, Ralston vs Wichita State (12/18/10)
	6		TURNER, Ralston vs McNeese State (12/16/10)
	6		STRINGER, Andre vs Coastal Carolina (12/13/10)
	6		TURNER, Ralston vs Houston (11/30/10)
	6		WARREN, Storm vs Houston (11/30/10)
	6		WHITE, Malcolm vs Centenary (11/24/10)
	6		WARREN, Storm vs Tennessee-Martin (11/18/10)
Field Goal Att.	6		TURNER, Ralston vs Northwestern State (11/12/10)
	18		TURNER, Ralston at Rice (12/29/10)
	16		GREEN, Garrett at Kentucky (1/15/11)
	16		STRINGER, Andre at Kentucky (1/15/11)
	16		TURNER, Ralston vs North Texas (12/22/10)
FG Pct (min 5 made)	16		TURNER, Ralston vs Coastal Carolina (12/13/10)
	1.000	(5-5)	DOTSON, Aaron vs Northwestern State (11/12/10)
	.857	(6-7)	WHITE, Malcolm vs Centenary (11/24/10)
	.818	(9-11)	GREEN, Garrett at Auburn (01/08/11)
	.714	(5-7)	TURNER, Ralston at South Alabama (11/28/10)
3-Point FG Made	.714	(5-7)	STRINGER, Andre vs Centenary (11/24/10)
	5		TURNER, Ralston vs Wichita State (12/18/10)
	4		TURNER, Ralston at Rice (12/29/10)
	4		STRINGER, Andre at Rice (12/29/10)
	4		STRINGER, Andre vs Coastal Carolina (12/13/10)
	4		STRINGER, Andre at South Alabama (11/28/10)
	4		DOTSON, Aaron at South Alabama (11/28/10)
	4		STRINGER, Andre vs Centenary (11/24/10)
3-Point FG Att.	4		STRINGER, Andre vs Northwestern State (11/12/10)
	12		TURNER, Ralston at Rice (12/29/10)
	11		STRINGER, Andre at Auburn (01/08/11)
	10		STRINGER, Andre at Kentucky (1/15/11)
	10		TURNER, Ralston vs McNeese State (12/16/10)
	9		TURNER, Ralston vs Southern (12/27/10)
	9		TURNER, Ralston vs Wichita State (12/18/10)
	9		TURNER, Ralston vs Coastal Carolina (12/13/10)
3-Pt FG Pct (min 3 made)	9		STRINGER, Andre vs Northwestern State (11/12/10)
	.800	(4-5)	DOTSON, Aaron at South Alabama (11/28/10)
	.750	(3-4)	TURNER, Ralston vs Central Michigan (12/11/10)
	.667	(4-6)	STRINGER, Andre at South Alabama (11/28/10)
	.667	(4-6)	STRINGER, Andre vs Centenary (11/24/10)
Free Throws Made	.600	(3-5)	STRINGER, Andre vs Ole Miss (01/22/11)
	11		STRINGER, Andre vs Houston (11/30/10)

	8		GREEN, Garrett vs Wichita State (12/18/10)
	8		TURNER, Ralston vs McNeese State (12/16/10)
	8		STRINGER, Andre vs Memphis (11/21/10)
	8		STRINGER, Andre vs Tennessee-Martin (11/18/10)
Free Throw Att.	12		GREEN, Garrett vs Wichita State (12/18/10)
	12		STRINGER, Andre vs Houston (11/30/10)
	11		STRINGER, Andre vs Memphis (11/21/10)
	11		WHITE, Malcolm vs Northwestern State (11/12/10)
	10		TURNER, Ralston vs McNeese State (12/16/10)
	10		WHITE, Malcolm vs McNeese State (12/16/10)
	10		STRINGER, Andre vs Northwestern State (11/12/10)
FT Pct (min 5 made)	1.000	(6-6)	STRINGER, Andre vs Central Michigan (12/11/10)
	1.000	(5-5)	WHITE, Malcolm at Virginia (01/02/11)
	1.000	(5-5)	DOTSON, Aaron vs McNeese State (12/16/10)
	.917	(11-12)	STRINGER, Andre vs Houston (11/30/10)
	.889	(8-9)	STRINGER, Andre vs Tennessee-Martin (11/18/10)
Rebounds	15		WHITE, Malcolm vs Tennessee-Martin (11/18/10)
	14		WARREN, Storm vs Nicholls State (11/16/10)
	13		GREEN, Garrett vs Wichita State (12/18/10)
	11		WHITE, Malcolm vs Southern (12/27/10)
	11		WARREN, Storm vs Houston (11/30/10)
	11		WARREN, Storm vs Tennessee-Martin (11/18/10)
Assists	8		BASS, Chris at Rice (12/29/10)
	7		STRINGER, Andre vs Arkansas (01/12/11)
	5		STRINGER, Andre vs McNeese State (12/16/10)
	5		STRINGER, Andre vs Coastal Carolina (12/13/10)
	5		TURNER, Ralston vs Houston (11/30/10)
	5		BASS, Chris vs Tennessee-Martin (11/18/10)
	5		STRINGER, Andre vs Northwestern State (11/12/10)
Steals	5		BASS, Chris vs Northwestern State (11/12/10)
	4		DERENBECKER, Matt vs Ole Miss (01/22/11)
	3		WARREN, Storm vs Southern (12/27/10)
	3		WARREN, Storm vs Houston (11/30/10)
	3		STRINGER, Andre vs Houston (11/30/10)
	3		GREEN, Garrett vs Centenary (11/24/10)
	3		STRINGER, Andre vs Tennessee-Martin (11/18/10)
	3		WARREN, Storm vs Nicholls State (11/16/10)
	3		LUDWIG, Eddie vs Northwestern State (11/12/10)
Blocked Shots	4		WARREN, Storm vs Houston (11/30/10)
	3		WHITE, Malcolm vs Southern (12/27/10)
	3		WHITE, Malcolm vs McNeese State (12/16/10)
	3		WARREN, Storm vs Centenary (11/24/10)
	3		WHITE, Malcolm vs Tennessee-Martin (11/18/10)
	3		WHITE, Malcolm vs Northwestern State (11/12/10)
Turnovers	6		STRINGER, Andre vs Central Michigan (12/11/10)
	6		TURNER, Ralston vs Houston (11/30/10)
	6		STRINGER, Andre vs Northwestern State (11/12/10)
	5		WHITE, Malcolm vs Ole Miss (01/22/11)
	5		DOTSON, Aaron vs Coastal Carolina (12/13/10)
	5		BASS, Chris vs Northwestern State (11/12/10)
Fouls	5		WHITE, Malcolm at Kentucky (1/15/11)
	5		WHITE, Malcolm at Rice (12/29/10)
	5		LUDWIG, Eddie at Rice (12/29/10)

5	STRINGER, Andre at Rice (12/29/10)
5	DOTSON, Aaron at Rice (12/29/10)
5	TURNER, Ralston at South Alabama (11/28/10)
5	DOTSON, Aaron at South Alabama (11/28/10)
5	WHITE, Malcolm vs Memphis (11/21/10)
5	WARREN, Storm vs Memphis (11/21/10)
5	GREEN, Garrett vs Memphis (11/21/10)
5	LUDWIG, Eddie vs Northwestern State (11/12/10)

2010-11 LSU Men's Basketball Game Boxscores

Game 1 - LSU 87, Northwestern State 78 11/12/10 7 p.m. at Maravich Center (Baton Rouge, LA)

NW ST	FG-A	3FG-A	FT-A	REB	PF	TP	A	TO	BLK	S	MIN
HULBIN, James f	0-4	0-2	0-2	5	4	0	0	3	1	0	8
EVANS, O.J. c	0-3	0-0	0-0	0	3	0	0	0	0	2	8
DAVIS, Shamir g	1-3	0-1	0-0	1	4	2	0	4	0	0	13
ELLIS, Louis g	1-5	0-2	2-2	4	1	4	1	2	0	1	16
CLARK, Charles g	0-1	0-0	0-0	0	1	0	1	0	0	0	9
KNIGHT, Dominic	1-6	0-1	0-0	1	2	2	1	0	0	1	12
WASHINGTON, T.	1-1	0-0	0-0	1	1	2	0	0	0	0	3
MCCONATHY, L.	0-0	0-0	0-0	0	2	0	2	0	0	0	13
ROBINSON, Patrick	0-1	0-1	0-0	0	0	0	0	0	0	0	3
BAKER, Devon	6-14	3-7	1-2	2	4	16	1	0	0	3	32
PRATT, Will	10-20	1-8	8-12	5	4	29	1	5	0	5	30
MOSLEY, William	4-5	0-0	2-9	9	4	10	0	1	2	2	30
STEWART, Gary	5-7	3-4	0-0	2	2	13	1	2	0	0	23
Team				6							
Totals	29-70	7-26	13-27	36	32	78	8	17	3	14	200

FG% 1st Half	15-30	50.0%	2nd half:	14-40	35.0%	Game:	29-70	41.4%	DB
3FG% 1st Half	4-11	36.4%	2nd half:	3-15	20.0%	Game:	7-26	26.9%	Reb
FT% 1st Half	7-9	77.8%	2nd half:	6-18	33.3%	Game:	13-27	48.1%	7

LSU	FG-A	3FG-A	FT-A	REB	PF	TP	A	TO	BLK	S	MIN
WHITE, Malcolm f	3-8	0-0	6-11	4	4	12	0	4	3	0	34
WARREN, Storm f	2-2	0-0	0-0	4	4	4	2	0	1	0	17
BASS, Chris g	1-1	0-0	2-4	2	2	4	2	5	0	5	18
TURNER, Ralson g	6-12	3-6	6-9	5	2	21	2	2	0	2	38
DOTSON, Aaron g	5-5	0-0	7-8	3	4	17	0	1	1	2	27
GREEN, Garrett	1-1	0-0	0-0	6	2	2	0	1	0	0	11
STRINGER, Andre	5-10	4-9	7-10	3	4	21	5	6	0	0	25
LUDWIG, Eddie	0-0	0-0	4-4	3	5	4	0	2	0	3	18
COURTNEY, Jalen	1-1	0-0	0-0	0	2	0	2	0	0	0	3
DERENBECKER, Matt	0-0	0-0	0-0	0	2	0	2	0	0	0	6
POPULIST, Daron	0-0	0-0	0-0	0	1	0	2	0	0	0	3
Team				3							
Totals	24-40	7-15	32-46	33	30	87	13	25	4	13	200

FG% 1st Half	13-22	59.1%	2nd half:	11-18	61.1%	Game:	24-40	60.0%	DB
3FG% 1st Half	4-10	40.0%	2nd half:	3-5	60.0%	Game:	7-15	46.7%	Reb
FT% 1st Half	13-22	59.1%	2nd half:	19-24	79.2%	Game:	32-46	69.6%	9

Officials: Tony Greene, Bert Smith, Carlos Gonzalez
Attendance: 7842

Northwestern State 41-37 -- 78
LSU 43-44 -- 87

Game 2 - Nicholls 62, LSU 53

11/16/10 7 p.m. at Maravich Center (Baton Rouge, LA)

NICHOLLS	FG-A	3FG-A	FT-A	REB	PF	TP	A	TO	BLK	S	MIN
BOSE, Anatoly f	8-20	2-5	10-13	5	1	28	2	1	0	0	35
MARTIN, Ben g	0-4	0-4	2-3	3	4	2	1	0	0	2	27
FRANKLIN, Kenny g	3-6	2-4	0-1	2	1	8	3	0	1	0	33
HUNTER, Fred g	7-16	2-5	2-4	7	4	18	1	4	0	6	32
CARTER, Kellan g	0-3	0-0	1-2	3	2	1	0	1	0	3	28
THOMAS, Dantrell	0-2	0-0	0-0	2	3	0	0	0	0	1	14
HAMMOND, Bryan	1-2	0-1	0-0	3	1	2	0	1	0	0	12
MOORE, Eldridge	0-0	0-0	3-4	2	2	3	0	1	1	0	15
TALKINGTON, Chris	0-0	0-0	0-0	0	1	0	0	0	0	0	4
ROETHLE, Andy	0-0	0-0	0-0	0	0	0	0	0	0	0	0
Team				6							
Totals	19-53	6-19	18-27	33	19	62	7	8	2	12	200

FG% 1st Half	7-24	29.2%	2nd half:	12-29	41.4%	Game:	19-53	35.8%	DB
3FG% 1st Half	3-7	42.9%	2nd half:	3-12	25.0%	Game:	6-19	31.6%	Reb
FT% 1st Half	4-7	57.1%	2nd half:	14-20	70.0%	Game:	18-27	66.7%	3

LSU	FG-A	3FG-A	FT-A	REB	PF	TP	A	TO	BLK	S	MIN
WHITE, Malcolm f	1-1	0-0	0-0	2	3	2	0	3	1	0	10
WARREN, Storm f	3-7	0-0	2-3	14	2	8	1	2	1	3	36
BASS, Chris g	0-0	0-0	0-2	2	0	0	1	0	0	0	10
TURNER, Ralson g	1-6	0-2	4-4	2	2	6	2	1	0	0	30
DOTSON, Aaron g	1-2	0-1	3-4	2	4	5	1	4	2	0	21
GREEN, Garrett	0-1	0-0	0-2	4	1	0	1	0	0	0	5
STRINGER, Andre	4-13	3-8	3-3	2	0	14	3	0	0	0	31
LUDWIG, Eddie	1-2	0-0	2-2	3	4	0	2	0	0	0	22
DERENBECKER, Matt	5-10	3-7	1-1	6	3	14	0	2	0	0	28
POPULIST, Daron	0-1	0-0	0-0	0	4	0	0	3	0	0	7
Team				1							
Totals	16-43	6-18	15-21	37	22	53	8	18	4	3	200

FG% 1st Half	9-21	42.9%	2nd half:	7-22	31.8%	Game:	16-43	37.2%	DB
3FG% 1st Half	2-7	28.6%	2nd half:	4-11	36.4%	Game:	6-18	33.3%	Reb
FT% 1st Half	5-5	100.0%	2nd half:	10-16	62.5%	Game:	15-21	71.4%	3

Officials: Ted Valentine, D Doug Shows, John Heatly
Technical Fouls: Nicholls -- None. LSU -- None.
Attendance: 6913

Nicholls State 21-41 -- 62
LSU 25-28 -- 53

Game 3 - LSU 79, UT-Martin 56 11/18/10 7 p.m. at Maravich Center (Baton Rouge, LA)

UT-MARTIN	FG-A	3FG-A	FT-A	REB	PF	TP	A	TO	BLK	S	MIN
SIMMONS, Benzor f	1-6	0-2	2-2	3	0	4	1	4	0	1	25
SPENCER, Ron c	0-2	0-0	0-2	4	2	0	0	0	2	0	12
RICHARDSON, Chris g	3-9	1-4	0-1	3	3	7	1	5	0	0	23
LIABO, Mike g	3-8	1-5	2-2	1	2	9	2	0	0	1	20
CLAYTON, Reuben g	7-14	2-3	3-3	4	3	19	0	1	0	1	19
SMITH, Terrence	3-10	0-2	3-4	4	2	9	0	1	0	2	25
MINOR, Omari	1-1	0-0	3-4	2	2	5	0	1	0	0	17
KING, Troy	1-5	0-2	0-0	2	4	2	0	1	0	1	15
IRARRAZABAL, A.	0-2	0-0	0-0	1	0	0	0	0	0	0	16
SMITH, Dane	0-3	0-0	1-4	2	1	1	0	1	0	1	16
MOPO, Pierre	0-0	0-0	0-0	0	3	0	0	0	0	1	12
Team				6							
Totals	19-60	4-18	14-22	32	23	56	4	14	2	8	200

FG% 1st Half	7-22	31.82%	2nd half:	12-38	31.6%	Game:	19-60	31.7%	DB
3FG% 1st Half	1-8	12.5%	2nd half:	3-10	30.0%	Game:	4-18	22.2%	Reb
FT% 1st Half	4-8	50.0%	2nd half:	10-14	71.4%	Game:	14-22	63.6%	3

LSU	FG-A	3FG-A	FT-A	REB	PF	TP	A	TO	BLK	S	MIN
WHITE, Malcolm f	5-13	0-0	2-4	15	2	12	2	3	3	0	31
WARREN, Storm f	6-9	0-0	0-0	11	3	12	0	2	2	2	27
STRINGER, Andre g	3-12	1-7	8-9	2	15	1	2	0	3	0	32
TURNER, Ralson g	4-10	2-5	0-0	1	0	10	0	3	0	1	27
DOTSON, Aaron g	4-8	0-1	5-6	6	3	13	2	3	0	0	19
GREEN, Garrett	1-2	0-0	1-2	3	1	3	0	1	0	1	5
BASS, Chris	2-3	0-0	-0	3	3	4	5	0	0	0	16
LUDWIG, Eddie	0-0	0-0	5-6	1	2	5	0	0	0	0	12
COURTNEY, Jalen	0-1	0-0	1-2	1	1	1	0	0	0	0	4
DERENBECKER, Matt	1-3	0-2	0-0	2	1	2	0	1	0	0	19
POPULIST, Daron	1-1	0-0	0-0	2	2	2	1	0	0	0	8
Team				5							
Totals	27-62	3-15	22-29	52	20	79	11	15	5	7	200

FG% 1st Half	13-32	40.6%	2nd half:	14-30	46.7%	Game:	27-62	43.5%	DB
3FG% 1st Half	2-10	20.0%	2nd half:	1-5	20.0%	Game:	3-15	20.0%	Reb
FT% 1st Half	8-10	80.0%	2nd half:	14-19	73.7%	Game:	22-29	75.9%	4

Officials: J. B. Caldwell, Brian Shey, Chuck Jones
Technical Fouls: UTM -- None. LSU -- None.
Attendance: 6607

UT-Martin 19-37 -- 56
LSU 36-43 -- 79

Game 4 - Memphis 70, LSU

Game 5 - LSU 78, Centenary 36

11/24/10 7 p.m. at Maravich Center (Baton Rouge, LA)

CENTENARY	FG-A	3FG-A	FT-A	REB	PF	TP	A	TO	BLK	S	MIN
LOWERY, Logan f	1-8	1-4	0-0	8	1	3	2	3	1	3	32
SIMS, Travis f	2-7	0-1	0-0	3	1	4	1	3	0	1	26
REBOL, Andrew f	0-2	0-0	2-4	2	5	2	1	2	1	0	22
TROTMAN, Jeron f	1-6	0-1	0-0	4	2	2	0	3	2	0	29
DAVIS, Leo g	4-11	2-6	0-0	1	0	10	1	0	0	0	29
BLOUNT, Jonathan	1-3	0-1	0-0	1	2	0	0	0	0	1	8
JOSEPH, Brandon	1-1	0-0	2-2	2	0	4	1	0	0	0	8
HARWELL, Aaron	1-4	0-0	2-4	1	0	4	0	1	0	0	15
COOPER, Quin	0-2	0-1	0-0	2	1	0	0	1	0	0	15
DIALLO, Baba	1-1	0-0	0-0	0	2	2	0	0	0	0	4
NAKWAASAH, Maxx	1-1	1-1	0-0	2	3	3	1	2	0	0	12
Team				1							
Totals	13-46	4-15	6-10	26	16	36	7	15	4	5	200

FG% 1st Half	8-25	32.0%	2nd half:	5-21	23.8%	Game:	13-46	28.3%	DB
3FG% 1st Half	4-8	50.0%	2nd half:	0-7	0.0%	Game:	4-15	26.7%	Reb
FT% 1st Half	1-2	50.0%	2nd half:	5-8	62.5%	Game:	6-10	60.0%	4

LSU	FG-A	3FG-A	FT-A	REB	PF	TP	A	TO	BLK	S	MIN
WHITE, Malcolm f	6-7	0-0	2-2	7	1	14	0	0	0	0	21
WARREN, Storm f	0-6	0-0	1-2	6	1	1	1	1	3	2	16
STRINGER, Andre g	5-7	4-6	2-3	0	1	16	4	1	0	1	19
TURNER, Ralston g	3-6	2-5	0-0	3	1	8	1	2	0	0	21
DOTSON, Aaron g	3-5	2-3	0-0	1	1	8	4	1	0	0	20
GREEN, Garrett	4-9	0-1	0-2	9	1	8	0	0	0	3	16
BASS, Chris	1-2	0-0	1-3	5	1	3	1	1	0	0	16
LUDWIG, Eddie	2-5	0-0	2-3	5	2	6	4	1	0	1	24
COURTNEY, Jalen	0-1	0-1	2-2	3	1	2	0	0	0	0	12
DERENBECKER, Matt	3-8	0-4	0-0	0	1	6	1	1	1	0	22
POPULIST, Daron	2-5	2-4	0-0	2	1	6	1	0	0	0	13
Team				2			1				
Totals	29-61	10-24	10-17	43	12	78	17	9	4	7	200

FG% 1st Half	15-31	48.4%	2nd half:	14-30	46.7%	Game:	29-61	47.5%	DB
3FG% 1st Half	4-10	40.0%	2nd half:	6-14	42.9%	Game:	10-24	41.7%	Reb
FT% 1st Half	5-8	62.5%	2nd half:	5-9	55.6%	Game:	10-17	58.8%	3

Officials: Anthony Jordan, Mike Kitts, Mike Stuart
 Technical Fouls: Centenary -- None. LSU -- None.
 Attendance: 6742

Centenary 21-15 -- 36
 LSU 39-39 -- 78

Game 6 - LSU 80, South Alabama 65

11/28/10 3 p.m. at Mitchell Center (Mobile, Ala.)

LSU	FG-A	3FG-A	FT-A	REB	PF	TP	A	TO	BLK	S	MIN
WHITE, Malcolm f	2-4	0-0	0-0	4	2	4	0	0	1	0	28
WARREN, Storm f	3-7	0-0	3-4	3	3	9	0	0	1	0	17
STRINGER, Andre g	7-13	4-6	3-4	4	1	21	3	2	1	2	30
TURNER, Ralston g	5-7	2-4	5-8	1	5	17	0	1	0	1	22
DOTSON, Aaron g	5-9	4-5	1-2	3	5	15	4	1	0	0	39
GREEN, Garrett	0-3	0-0	0-0	5	3	0	0	3	0	1	11
BASS, Chris	0-0	0-0	1-4	2	2	1	0	0	0	0	12
LUDWIG, Eddie	0-0	0-0	4-4	4	1	4	4	4	0	0	21
COURTNEY, Jalen	0-0	0-0	0-0	0	0	0	0	0	0	0	1
DERENBECKER, Matt	3-3	2-2	1-2	4	2	9	2	0	0	1	15
POPULIST, Daron	0-1	0-0	0-0	1	0	0	1	0	0	0	4
Team				7			3				
Totals	25-47	12-17	18-28	38	24	80	14	14	3	5	200

FG% 1st Half	16-24	66.7%	2nd half:	9-23	39.1%	Game:	25-47	53.2%	DB
3FG% 1st Half	10-13	76.9%	2nd half:	2-4	50.0%	Game:	12-17	70.6%	Reb
FT% 1st Half	6-8	75.0%	2nd half:	12-20	60.0%	Game:	18-28	64.3%	6

SOUTH ALABAMA	FG-A	3FG-A	FT-A	REB	PF	TP	A	TO	BLK	S	MIN
BROCK, Martino f	5-11	1-3	4-7	2	3	15	1	4	1	2	34
RUBIT, Augustine c	3-8	0-0	3-3	3	2	9	0	1	0	0	19
COOKS, Allyn g	1-6	0-2	4-4	3	4	6	1	0	2	2	28
SANDERS, Rico g	1-3	0-1	0-0	1	4	2	1	0	0	0	15
WILLIAMS, Tim g	2-10	1-3	4-6	4	4	9	1	0	0	0	33
REDUS, Gary	1-4	1-2	2-2	2	2	5	1	1	1	0	17
REYES, P. J.	3-5	3-4	3-4	2	2	12	2	1	1	0	14
SIMS, Raymond	0-1	0-1	0-1	0	2	0	2	1	0	0	15
HERSEY, DeAndre	0-0	0-0	0-0	1	0	0	0	0	0	0	3
CARTER, Javier	2-6	0-0	3-4	7	1	7	1	1	2	0	22
Team				4							
Totals	18-54	6-16	23-31	29	24	65	10	9	7	4	200

FG% 1st Half	7-25	28.0%	2nd half:	11-29	37.9%	Game:	18-54	33.3%	DB
3FG% 1st Half	0-6	00.0%	2nd half:	6-10	60.0%	Game:	6-16	37.5%	Reb
FT% 1st Half	9-12	75.0%	2nd half:	14-19	73.7%	Game:	23-31	74.2%	3

Officials: Doug Sirmons, Don Daily, Berth Smith
 Technical Fouls: South Alabama -- Cooks. LSU -- Ralston.
 Attendance: 3653

LSU 48-32 -- 80
 Memphis 23-42 -- 65

Game 7 - LSU 73, Houston 57

11/30/10 7 p.m. at Maravich Center (Baton Rouge, LA)

HOUSTON	FG-A	3FG-A	FT-A	REB	PF	TP	A	TO	BLK	S	MIN
MCNEIL, Maurice f	3-9	0-0	3-7	8	1	9	0	3	0	0	23
VAN SLYKE, Kirk f	4-8	1-1	0-0	3	1	9	0	1	1	0	27
NIXON, Zarnal g	2-6	0-3	0-0	1	3	4	1	5	0	3	26
THIBODEAUX, D. g	1-7	0-3	0-0	1	5	2	1	1	1	1	23
BROWN, Adam g	6-11	3-5	0-0	7	1	15	3	2	0	0	38
MCCLEAN, Mikhail	1-2	0-0	0-0	0	1	2	0	0	0	0	6
HAYWOOD, Nick	1-3	1-3	0-0	1	2	3	0	2	0	1	13
JOHNSON, Trumaine	1-3	1-1	0-0	0	2	3	1	3	0	0	20
WASHINGTON, K.	4-9	0-0	2-5	6	4	10	0	2	1	1	24
Team				5							
Totals	23-58	6-16	5-12	32	20	57	6	19	3	6	200

FG% 1st Half	12-30	40.0%	2nd half:	11-28	39.3%	Game:	23-58	39.7%	DB
3FG% 1st Half	2-9	22.2%	2nd half:	4-7	57.1%	Game:	6-16	37.5%	Reb
FT% 1st Half	2-5	40.0%	2nd half:	3-7	42.9%	Game:	5-12	41.7%	6

LSU	FG-A	3FG-A	FT-A	REB	PF	TP	A	TO	BLK	S	MIN
WHITE, Malcolm f	4-7	0-0	1-2	2	4	9	0	0	1	23	
WARREN, Storm f	6-10	0-0	0-0	11	3	12	0	2	4	3	33
STRINGER, Andre g	1-6	0-4	11-12	3	3	13	3	4	0	3	24
TURNER, Ralston g	6-10	2-5	1-2	3	0	15	5	6	0	0	34
DOTSON, Aaron g	3-6	2-2	0-0	3	3	8	2	0	1	0	31
GREEN, Garrett	1-6	0-1	2-4	5	2	4	0	2	0	1	14
BASS, Chris	1-1	0-0	0-0	1	1	2	4	1	0	0	20
LUDWIG, Eddie	2-2	0-0	1-1	3	0	5	0	0	0	2	10
DERENBECKER, Matt	2-4	1-2	0-0	0	0	5	0	1	0	0	11
Team				4			1				
Totals	26-52	5-14	16-21	35	16	73	14	17	5	10	200

FG% 1st Half	17-30	56.7%	2nd half:	9-22	40.9%	Game:	26-52	50.0%	DB
3FG% 1st Half	3-8	37.5%	2nd half:	2-6	33.3%	Game:	5-14	35.7%	Reb
FT% 1st Half	1-3	33.3%	2nd half:	15-18	83.3%	Game:	15-18	76.2%	3

Officials: Mike Stewart, Lee Cassell, Glen Tuit
 Technical Fouls: Houston -- None. LSU -- None.
 Attendance: 6688

Houston 28-29 -- 57
 LSU 38-35 -- 73

Game 8 - LSU 59, Central Michigan 55

12/11/10 7 p.m. at Maravich Center (Baton Rouge, LA)

CMU	FG-A	3FG-A	FT-A	REB	PF	TP	A	TO	BLK	S	MIN
MCCLURE, Williams f	1-2	0-0	2-2	5	4	4	0	1	0	0	18
ZEIGLER, Trey g	7-17	1-1	3-4	6	3	18	1	2	0	3	36
RASHID, Amir g	1-6	0-2	1-2	4	3	3	0	3	0	4	35
WEARY, Antonio g	0-2	0-2	0-0	1	3	0	1	2	0	2	26
THOMAS, Jain g	4-9	2-3	11-12	7	1	21	0	2	0	0	34
CRADDOCK, Finis	0-0	0-0	0-0	1	0	0	0	0	0	0	8
COIMBRA, Andre	2-4	0-0	0-1	2	4	4	0	3	0	0	19
JACKSON, Derek	2-6	0-2	1-2	0	0	5	0	0	0	0	15
VOSS, Colin	0-2	0-0	0-0	2	0	0	0	2	0	0	6
HARDEN, Jevon	0-0	0-0	0-0	0	0	0	0	1	2	0	3
Team				1							
Totals	17-48	3-10	18-23	29	18	55	2	16	2	9	200

FG% 1st Half	6-22	27.3%	2nd half:	11-2	42.3%	Game:	17-48	35.4%	DB
3FG% 1st Half	2-6	33.3%	2nd half:	1-4	25.0%	Game:	3-10	30.0%	Reb
FT% 1st Half	7-8	87.5%	2nd half:	11-15	73.3%	Game:	18-23	78.3%	2

LSU	FG-A	3FG-A	FT-A	REB	PF	TP	A	TO	BLK	S	MIN
WHITE, Malcolm f	5-11	0-0	2-4	4	2	12	0	0	2	2	30
WARREN, Storm f	4-7	0-0	0-0	4	2	8	0	1	1	0	29
STRINGER, Andre g	1-6	0-2	6-6	1	3	8	0	6	0	1	21
TURNER, Ralston g	3-4	3-4	0-2	7	3	9	4	1	0	1	38
DOTSON, Aaron g	2-4	0-1	5-6	0	3	9	2	2	0	1	34
GREEN, Garrett	1-1	0-0	0-0	3	0	2	0	0	0	0	6
BASS, Chris	2-5	0-0	2-2	4	0	6	4	3			

Game 9 - Coastal Carolina 78, LSU 69 (ot)

12/13/10 7 p.m. at Maravich Center (Baton Rouge, LA)

COASTAL	FG-A	3FG-A	FT-A	REB	PF	TP	A	TO	BLK	S	MIN
MCLAURIN, Sam f	1-2	0-0	0-0	7	4	2	1	3	0	2	20
GRAY, Chad f	7-12	4-5	4-6	7	1	22	0	4	2	1	37
NIEMAN, Danny g	1-5	0-1	6-6	4	2	8	4	1	0	1	37
HOLLOWAY, D. g	8-17	0-3	2-2	7	3	18	0	5	0	2	39
GREENWOOD, K. g	1-3	0-1	1-4	2	0	3	1	1	0	0	19
CRAWFORD, Brandon	1-2	0-0	0-0	2	3	2	0	1	1	0	15
RAFFA, Anthony	2-6	1-4	4-4	2	3	9	1	0	0	2	34
HOLMES, Mike	6-13	0-0	2-4	10	2	14	0	1	2	0	24
Team				4							
Totals	27-60	5-14	19-26	45	18	76	7	16	5	8	225

FG% 1st Half	12-29	41.4%	2nd half:	11-25	44.0%	OT:	4-6	66.7%	Game:	45.0%	DB
3FG% 1st Half	1-4	25.0%	2nd half:	2-7	28.6%	OT:	2-3	66.7	Game:	35.7%	Reb
FT% 1st Half	5-10	50.0%	2nd half:	10-12	83.3%	OT:	4-4	100.0	Game:	73.1%	3

LSU	FG-A	3FG-A	FT-A	REB	PF	TP	A	TO	BLK	S	MIN
WHITE, Malcolm f	2-3	0-0	1-4	3	4	5	0	1	0	0	19
WARREN, Storm f	4-6	0-0	0-0	5	3	8	0	3	0	1	22
STRINGER, Andre g	6-15	4-8	0-0	2	3	16	5	2	0	2	33
TURNER, Ralston g	5-16	1-9	4-4	6	4	15	1	3	0	1	35
DOTSON, Aaron g	2-8	1-3	4-6	5	2	9	3	5	1	0	37
GREEN, Garrett	4-6	0-0	1-3	4	1	9	0	0	2	0	20
BASS, Chris	2-2	0-0	0-0	0	2	4	1	1	0	0	14
LUDWIG, Eddie	0-0	0-0	0-0	1	0	0	0	0	0	1	11
COURTNEY, Jalen	0-0	0-0	0-0	0	0	0	0	0	0	0	1
HARRIS, Dennis	0-2	0-0	0-0	3	2	0	0	1	1	0	15
DERENBECKER, Matt	1-6	1-2	0-0	1	2	3	3	0	0	0	18
Team				5							
Totals	26-64	7-22	10-17	35	23	69	13	16	4	5	225

FG% 1st Half	14-25	56.0%	2nd half:	10-31	32.3%	OT:	2-8	25.0%	Game:	40.6%	DB
3FG% 1st Half	2-6	33.3%	2nd half:	4-11	36.4%	OT:	1-5	20.0%	Game:	31.8%	Reb
FT% 1st Half	5-7	71.4%	2nd half:	5-8	62.5%	OT:	0-2	0.0%	Game:	58.8%	2

Officials: Tony Greene, Anthony Jordan, Mike Nanc
 Technical Fouls: Coastal -- None. LSU -- None.
 Attendance: 6425

Coastal Carolina 30-34-14 -- 78
 LSU 35-29- 5 -- 69

--

Game 10 - LSU 78, McNeese 66 (ot)

12/16/10 7 p.m. at Maravich Center (Baton Rouge, LA)

MCNEESE	FG-A	3FG-A	FT-A	REB	PF	TP	A	TO	BLK	S	MIN
RICHARD, Patrick f	3-9	0-2	0-0	5	3	6	0	1	0	1	28
ALAWOYA, P. J. f	4-6	0-0	2-4	11	2	10	0	2	0	3	36
RICHARD, Daniel f	0-2	0-0	0-0	1	3	0	1	2	0	1	14
KAPELAN, Diego g	1-13	1-10	5-6	2	3	8	2	0	0	0	27
COLLINS, Curry g	6-10	2-3	1-2	3	0	15	2	0	0	1	43
MITCHELL, Jeremie	0-1	0-1	0-0	0	0	0	0	1	0	0	4
CANNON, Dontae	0-1	0-0	0-0	0	2	0	0	1	0	0	2
REGIS, Brandon	1-1	0-0	0-0	0	1	2	0	0	0	0	0
MARTIN, Stephan	5-11	2-6	2-2	4	1	14	3	3	0	3	30
KONATE, Mari	3-4	1-1	0-0	2	1	7	0	0	0	1	14
DAVID, Preston	2-7	0-0	0-1	8	4	4	1	2	6	1	27
QUEEN, Tyson	0-0	0-0	0-0	0	0	0	0	0	0	0	0+
Team				3							
Totals	25-65	6-23	10-15	39	20	66	9	12	6	11	225

FG% 1st Half	12-27	44.4%	2nd half:	10-27	37.0%	OT:	3-11	27.3%	Game:	38.5%	DB
3FG% 1st Half	2-9	22.2%	2nd half:	4-9	44.4%	OT:	0-5	0.0%	Game:	26.1%	Reb
FT% 1st Half	2-2	100.0%	2nd half:	8-13	61.5%	OT:	0-0	0.0%	Game:	66.7%	3, 1

LSU	FG-A	3FG-A	FT-A	REB	PF	TP	A	TO	BLK	S	MIN
WHITE, Malcolm f	4-5	0-0	5-10	9	3	13	0	2	3	1	40
WARREN, Storm f	8-12	0-0	1-2	6	2	17	1	2	1	1	35
STRINGER, Andre g	5-12	2-5	3-4	6	3	15	5	4	2	0	38
TURNER, Ralston g	6-15	3-10	8-10	2	3	23	3	3	0	1	41
DOTSON, Aaron g	1-7	0-3	5-5	3	2	7	3	1	1	0	31
GREEN, Garrett	1-4	1-1	0-0	3	2	3	1	0	0	0	14
BASS, Chris	0-1	0-0	0-0	3	0	0	2	1	0	0	11
LUDWIG, Eddie	0-0	0-0	0-0	0	0	0	0	0	0	0	2
DERENBECKER, Matt	0-1	0-1	0-0	1	1	0	1	0	0	0	13
Team				7							
Totals	25-57	6-20	22-31	40	16	78	16	13	7	3	225

FG% 1st Half	10-29	34.5%	2nd half:	10-22	45.5%	OT:	5-6	83.3%	Game:	43.9%	DB
3FG% 1st Half	4-11	36.4%	2nd half:	1-8	12.5%	OT:	1-1	100.0%	Game:	30.0%	Reb
FT% 1st Half	5-8	62.5%	2nd half:	10-14	71.4%	OT:	7-9	77.8%	Game:	71.0%	3

Officials: Mike Stuart, Mike Kitts, Les Jones
 Technical Fouls: McNeese -- None. LSU -- None.
 Attendance: 6445

McNeese State 28-32--6 -- 66
 LSU 29-31-18 -- 78

Game 11 - Wichita State 70, LSU 69

12/18/10 7 p.m. at CenturyTel Center (Bossier City, La.)

WICHITA	FG-A	3FG-A	FT-A	REB	PF	TP	A	TO	BLK	S	MIN
ELLIS, Aaron f	1-4	0-0	0-0	4	5	2	0	2	0	0	17
DURLEY, J. T. c	4-11	1-3	4-4	4	4	13	0	2	1	0	28
HATCH, Graham g	2-4	0-2	0-1	5	3	4	1	2	0	0	33
MURRY, Toure' g	3-12	0-3	7-8	5	3	13	2	5	0	3	32
KYLES, David g	3-10	3-8	4-4	7	1	13	0	2	0	1	33
RAGLAND, Joe	2-2	0-0	2-2	0	1	6	0	0	0	0	19
WILLIAMS, Demetric	0-0	0-0	0-0	0	0	0	0	0	0	0	1
SMITH, Ben	0-0	0-0	0-0	0	0	0	1	0	0	0	2
BLAIR, Gabe	2-5	0-0	3-7	8	3	7	0	0	2	0	23
STUTZ, Garrett	4-4	1-1	3-4	2	4	12	0	2	0	0	12
Team				6							
Totals	21-52	5-17	23-30	41	24	70	4	15	3	4	200

FG% 1st Half	11-27	40.7%	2nd half:	10-25	40.0%	Game:	21-52	40.5%	DB
3FG% 1st Half	1-6	16.7%	2nd half:	4-11	36.4%	Game:	5-17	29.4%	Reb
FT% 1st Half	14-17	82.4%	2nd half:	9-13	69.2%	Game:	23-30	75.7%	1

LSU	FG-A	3FG-A	FT-A	REB	PF	TP	A	TO	BLK	S	MIN
WHITE, Malcolm f	1-4	0-0	1-2	1	2	3	0	3	0	0	19
WARREN, Storm f	1-1	0-0	0-0	4	4	2	0	2	0	1	13
STRINGER, Andre g	5-15	2-8	6-8	2	2	18	1	2	0	1	32
TURNER, Ralston g	6-13	5-9	4-4	2	4	21	0	2	0	0	31
DOTSON, Aaron g	1-3	0-0	0-0	2	4	2	2	0	0	0	25
GREEN, Garrett	3-7	1-1	8-12	13	3	15	0	1	2	1	33
BASS, Chris	1-3	0-0	0-0	0	0	2	2	1	0	2	20
LUDWIG, Eddie	0-3	0-0	2-2	3	0	2	0	0	0	0	5
COURTNEY, Jalen	0-1	0-1	0-0	0	0	0	0	0	0	0	2
HARRIS, Dennis	0-1	0-0	0-0	2	1	0	0	0	0	0	6
DERENBECKER, Matt	1-5	0-2	2-3	1	2	4	1	0	0	1	14
Team				6							
Totals	19-56	8-21	23-31	36	22	69	6	11	2	6	200

FG% 1st Half	8-35	22.9%	2nd half:	11-21	52.4%	Game:	19-56	33.9%	DB
3FG% 1st Half	1-10	10.0%	2nd half:	7-11	63.6%	Game:	8-21	38.1%	Reb
FT% 1st Half	6-7	85.7%	2nd half:	17-24	70.8%	Game:	23-31	74.2%	5

Officials: Doug Sirmons, Pat Adams, Earnie Pheal
 Technical Fouls: Wichita State -- None. LSU -- None.
 Attendance: 2165

Wichita State 37-33 -- 70
 LSU 23-46 -- 69

Game 12 - North Texas 75, LSU 55

12/22/10 7 p.m. at Maravich Center (Baton Rouge, LA)

NORTH TEXAS	FG-A	3FG-A	FT-A	REB	PF	TP	A	TO	BLK	S	MIN
ODUFUWA, George f	5-12	0-0	1-2	9	2	11	0	2	1	3	33
KNOX, Ben c	1-2	0-0	0-0	5	1	2	1	1	1	0	21
WHITE, Josh g	7-12	0-2	5-5	2	1	19	2	1	0	1	32
THOMPSON, Tristan g	5-9	0-2	4-4	2	2	14	0	5	0	0	31
SHORTER, Shannon g	1-5	1-2	2-2	5	0	5	2	1	0	1	21
JOHNSON, D.	5-9	1-2	0-0	3	2	11	2	1	0	2	25
REDMOND, Avery	0-0	0-0	0-0	0	0	0	0	1			

Game 13 - LSU 62, Southern 41

12/27/10 6 p.m. at Maravich Center (Baton Rouge, LA)

SOUTHERN	FG-A	3FG-A	FT-A	REB	PF	TP	A	TO	BLK	S	MIN
INGRAM, Julius f	1-7	0-0	0-0	7	4	2	0	3	1	2	30
BOL, Madut c	3-7	0-0	0-0	4	3	6	0	0	1	0	13
WHITE, Brandon g	3-10	0-1	2-4	6	1	8	1	4	0	1	30
GRACE, Jameel g	2-6	1-3	3-4	7	1	8	0	3	0	0	33
SANFORD, Blake g	0-8	0-4	1-2	1	0	1	0	1	0	0	22
COLEMAN, Frederick	0-2	0-0	0-0	2	3	0	1	1	0	0	15
WEBB, Neal	3-5	0-1	0-0	1	6	0	0	0	0	2	23
COLEMAN, Patrick	0-2	0-1	0-0	0	0	0	0	0	0	0	7
CHASE, Ray Ray	5-9	0-0	0-1	8	1	10	0	3	2	3	27
Team				3							
Totals	17-56	1-10	6-11	39	14	41	2	15	4	8	200

FG% 1st Half	4-26	15.4%	2nd half:	13-30	43.3%	Game:	17-56	30.4%	DB
3FG% 1st Half	1-5	20.0%	2nd half:	0-5	0.0%	Game:	1-10	10.0%	Reb
FT% 1st Half	3-4	75.0%	2nd half:	3-7	42.9%	Game:	6-11	54.5%	2

LSU	FG-A	3FG-A	FT-A	REB	PF	TP	A	TO	BLK	S	MIN
GREEN, Garrett f	1-6	0-0	1-2	4	3	3	0	2	1	0	15
WARREN, Storm f	2-6	0-0	1-1	6	2	5	3	1	1	3	27
STRINGER, Andre g	2-11	2-8	0-0	5	1	6	4	1	0	0	32
TURNER, Ralston g	6-14	3-9	0-0	2	0	15	1	2	1	1	26
DOTSON, Aaron g	1-3	0-0	4-4	4	2	6	3	0	0	1	20
BASS, Chris	0-1	0-0	0-0	2	0	0	2	3	0	1	15
WHITE, Malcolm	7-11	0-0	2-4	11	2	16	0	2	3	0	24
LUDWIG, Eddie	1-3	0-0	0-1	4	1	2	0	0	0	1	9
COURTNEY, Jalen	0-0	0-0	1-2	1	0	1	0	0	0	0	5
DERENBECKER, Matt	3-7	2-4	0-0	2	2	8	3	0	0	1	24
POPULIST, Daron	0-0	0-0	0-0	0	0	0	0	0	0	0	3
Team				4							
Totals	23-62	7-21	9-14	45	13	62	16	11	6	8	200

FG% 1st Half	10-33	30.3%	2nd half:	13-29	44.8%	Game:	23-62	37.1%	DB
3FG% 1st Half	3-12	25.0%	2nd half:	4-9	44.4%	Game:	7-21	33.3%	Reb
FT% 1st Half	5-9	55.6%	2nd half:	4-5	80.0%	Game:	9-14	64.3%	2

Officials: Tom Eades, Rick Hartzell, Roger Ayers
 Technical Fouls: Southern -- None. LSU -- None.
 Attendance: 6739

Southern	12-29 -- 41
LSU	28-34 -- 62

Game 14 - Rice 74, LSU 68

12/29/10 7 p.m. at Tudor Fieldhouse (Houston, Texas)

LSU	FG-A	3FG-A	FT-A	REB	PF	TP	A	TO	BLK	S	MIN
WHITE, Malcolm f	1-4	0-0	0-0	4	5	2	1	0	0	0	13
GREEN, Garrett f	2-5	0-0	0-0	3	3	4	0	0	0	1	12
STRINGER, Andre g	5-12	4-8	5-8	0	5	19	4	2	0	2	27
TURNER, Ralston g	4-18	4-12	2-5	2	4	14	1	1	0	1	30
DOTSON, Aaron g	1-2	0-0	0-1	1	5	2	0	2	0	0	18
BASS, Chris	1-2	1-1	0-0	1	0	3	8	1	0	2	24
LUDWIG, Eddie	0-0	0-0	0-0	4	5	0	0	1	0	2	13
COURTNEY, Jalen	0-1	0-0	0-0	0	2	0	0	1	0	0	8
DERENBECKER, Matt	5-9	3-6	4-5	3	2	17	0	1	0	0	23
WARREN, Storm	3-8	0-0	1-5	9	4	7	0	2	0	1	29
POPULIST, Daron	0-1	0-1	0-0	0	2	0	0	0	0	0	3
Team				4							
Totals	22-62	12-28	12-24	31	37	68	14	11	0	9	200

FG% 1st Half	9-26	34.6%	2nd half:	13-36	36.1%	Game:	22-62	35.5%	DB
3FG% 1st Half	8-14	57.1%	2nd half:	4-14	28.6%	Game:	12-28	42.9%	Reb
FT% 1st Half	0-5	00.0%	2nd half:	12-19	63.2%	Game:	12-24	50.0%	6

RICE	FG-A	3FG-A	FT-A	REB	PF	TP	A	TO	BLK	S	MIN
KAZEMI, Arsalan f	4-6	0-0	11-17	17	3	19	1	1	1	2	31
KUIPERS, Lucas f	4-7	1-3	0-0	3	3	9	1	1	0	0	27
ABRAHAM, Trevan g	2-2	0-0	1-2	1	4	5	0	1	0	0	12
JACKSON, Tamir g	4-5	0-0	8-13	3	2	16	4	5	0	1	34
PFLIEGER, Cory g	2-4	1-3	0-1	1	0	5	3	2	0	1	34
SCHWARZE, Nate	0-0	0-0	0-0	0	0	0	1	0	0	0	6
FRIZZELLE, Connor	2-11	0-3	9-10	3	2	13	0	1	0	0	23
BRAIMOH, Suleiman	2-2	0-0	1-2	4	3	5	0	0	0	0	14
BEASLEY, Bryan	0-0	0-0	2-2	2	2	2	0	1	1	1	9
STANTON, Trey	0-1	0-1	0-0	3	1	0	0	2	1	0	10
Team				2							
Totals	20-38	2-10	32-47	39	20	74	10	14	3	5	200

FG% 1st Half	9-19	47.4%	2nd half:	11-29	37.9%	Game:	20-38	52.6%	DB
3FG% 1st Half	1-4	25.0%	2nd half:	1-6	16.7%	Game:	2-10	20.0%	Reb
FT% 1st Half	12-21	57.1%	2nd half:	20-26	76.9%	Game:	32-47	68.1%	9

Officials: Gary Maxwell, James Breeding, Brent Meaux
 Technical Fouls: Rice -- None. LSU -- Ralston.
 Attendance: 3358

LSU	26-42 -- 68
Rice	31-43 -- 74

Game 15 - Virginia 64, LSU 50

1/2/11 5:30 p.m. at John Paul Jones Arena (Charlottesville, Va.)

LSU	FG-A	3FG-A	FT-A	REB	PF	TP	A	TO	BLK	S	MIN
WHITE, Malcolm f	3-9	0-0	5-5	6	3	11	1	2	0	0	33
LUDWIG, Eddie f	0-1	0-0	1-2	4	0	1	1	0	0	0	18
STRINGER, Andre g	2-6	1-3	1-2	2	0	6	1	2	0	1	35
TURNER, Ralston g	5-13	1-5	0-2	5	4	11	1	2	1	1	30
DOTSON, Aaron g	1-7	1-2	4-4	4	3	7	1	1	1	0	27
BASS, Chris	1-5	0-2	0-0	3	2	2	2	2	0	0	22
GREEN, Garrett	6-9	0-1	0-2	5	2	12	0	3	1	1	27
COURTNEY, Jaen	0-0	0-0	0-0	0	0	0	0	0	0	0	1
DERENBECKER, Matt	0-1	0-0	0-0	0	1	0	0	0	0	0	6
POPULIST, Daron	0-0	0-0	0-0	0	0	0	0	0	0	0	1
Team				3							
Totals	18-51	3-13	11-17	32	15	50	7	12	3	3	200

FG% 1st Half	10-25	40.0%	2nd half:	8-26	30.8%	Game:	18-51	35.3%	DB
3FG% 1st Half	0-4	0.0%	2nd half:	3-9	33.3%	Game:	3-13	23.1%	Reb
FT% 1st Half	2-6	33.3%	2nd half:	9-11	81.8%	Game:	11-17	64.7%	4

VIRGINIA	FG-A	3FG-A	FT-A	REB	PF	TP	A	TO	BLK	S	MIN
SHERRILL, Will g	3-4	2-2	0-0	5	3	8	1	1	1	1	24
SENE, Assane c	0-0	0-0	0-0	6	4	0	0	2	1	1	19
EVANS, Jontel g	4-7	0-1	0-0	4	1	8	6	0	0	3	32
HARRIS, Joe g	2-9	2-5	3-4	5	1	9	0	2	2	1	21
HARRELL, KT g	4-9	1-3	6-7	3	3	15	0	1	0	0	26
FARRAKHAN, M.	2-6	1-5	6-8	3	0	11	2	1	0	0	25
REGAN, Will	2-8	0-1	0-0	4	0	4	0	1	2	0	19
Z EGLINSKI, Sammy	0-3	0-2	0-0	1	0	0	0	2	0	0	15
MITCHELL, Akil	4-6	0-0	1-2	3	3	9	1	1	0	0	19
Team				2							
Totals	21-52	6-19	16-21	36	15	64	10	11	6	6	200

FG% 1st Half	10-28	35.7%	2nd half:	11-24	45.8%	Game:	21-52	40.4%	DB
3FG% 1st Half	3-12	25.0%	2nd half:	3-7	42.9%	Game:	6-19	31.6%	Reb
FT% 1st Half	3-4	75.0%	2nd half:	13-17	76.5%	Game:	16-21	76.2%	3

Officials: Jamie Luckie, Roger Ayers, Les Jones
 Technical Fouls: Virginia -- None. LSU -- TEAM.
 Attendance: 10049

LSU	22-28 -- 50
Virginia	26-38 -- 64

Game 16 - LSU 62, Auburn 55

1/8/11 5 p.m. at Auburn Arena (Auburn, Ala.)

LSU	FG-A	3FG-A	FT-A	REB	PF	TP	A	TO	BLK	S	MIN
WHITE, Malcolm f	2-6	0-0	3-4	5	4	7	1	2	1	0	21
LUDWIG, Eddie f	1-3	0-0	4-5	4	1	6	2	2	0	2	23
STRINGER, Andre g	3-13	2-11	1-3	2	0	9	3	1	0	2	37
DERENBECKER, M. g	6-12	3-7	0-0	8	2	15	3	2	0	1	39
DOTSON, Aaron g	1-5	0-1	0-1	4	2	2	0	3	0	2	23
BASS, Chris	1-3	0-0	1-1	3	1	3	4	4	0	0	22
GREEN, Garrett	9-11	0-0	0-0	5	3	18	1	3	1	1	28
WARREN, Storm	1-3	0-0	0-2	6	0	2	0	1	2	1	7
Team				4							
Totals	24-56	5-19	9-16	41	13	62	14	1			

Game 17 - LSU 56, Arkansas 53 1/12/11 7 p.m. at Maravich Center (Baton Rouge, LA)

ARKANSAS	FG-A	3FG-A	FT-A	REB	PF	TP	A	TO	BLK	S	MIN
JOHNSON, Delvon f	4-6	0-0	2-2	5	2	10	0	1	3	2	33
POWELL, Marshawn f	7-12	0-0	1-1	6	4	15	0	0	0	0	21
CLARKE, Rotnei g	1-7	1-7	2-3	3	1	5	1	1	0	0	29
NOBLES, Julysus g	1-10	0-6	2-2	0	5	4	1	1	0	0	29
PETERSON, jeff g	1-8	0-3	0-0	2	2	2	4	3	0	0	19
WADE, Mardracus	1-2	0-1	2-3	1	3	4	1	1	0	2	19
FARMER, Jemal	0-0	0-0	0-0	0	1	0	0	1	0	1	2
BRYANT, Glenn	1-1	0-0	1-2	2	3	3	0	0	0	0	9
BRITT, Marcus	3-7	1-3	1-1	2	3	8	2	1	0	2	22
WAITHE, Marvell	0-1	0-0	0-0	2	0	0	0	0	0	0	5
SANCHEZ, Michael	0-3	0-0	2-2	3	1	2	0	1	0	0	12
Team				6							
Totals	19-57	2-20	13-16	32	25	53	9	10	3	7	200

FG%	1st Half	5-27	18.5%	2nd half:	14-30	46.7%	Game:	19-57	33.3%	DB
3FG%	1st Half	1-9	11.1%	2nd half:	1-11	9.1%	Game:	2-20	10.0%	Reb
FT%	1st Half	6-9	66.7%	2nd half:	7-7	100.0%	Game:	13-16	81.3%	1

LSU	FG-A	3FG-A	FT-A	REB	PF	TP	A	TO	BLK	S	MIN
WHITE, Malcolm f	6-11	0-0	1-2	7	4	13	1	4	1	0	25
LUDWIG, Eddie f	1-2	0-0	1-2	1	3	3	0	0	0	0	12
STRINGER, Andre g	2-8	1-5	6-9	4	0	11	7	2	0	1	35
DERENBECKER, M. g	5-9	0-4	2-4	6	2	12	2	3	0	2	38
DOTSON, Aaron g	0-2	0-2	3-4	8	0	3	1	4	0	0	27
BASS, Chris	0-3	0-0	2-2	2	2	2	2	0	0	0	18
WARREN, Storm	1-3	0-0	0-1	5	0	2	0	0	1	2	11
Team				3							
Totals	19-48	1-13	17-31	46	14	56	14	14	3	6	200

FG%	1st Half	12-28	42.9%	2nd half:	7-20	35.0%	Game:	19-48	39.6%	DB
3FG%	1st Half	1-12	8.3%	2nd half:	0-1	0.0%	Game:	1-13	7.7%	Reb
FT%	1st Half	6-13	50.0%	2nd half:	11-19	57.9%	Game:	17-31	54.8%	5

Officials: Antinio Petty, Mike Nance, Ron Groover
 Technical Fouls: Arkansas -- None. LSU -- None.
 Attendance: 7023

Arkansas 17-36 -- 53
 LSU 31-25 -- 56

Game 18 -- Kentucky 82, LSU 44 1/15/11 4 p.m. at Rupp Arena (Lexington, Ky.)

LSU	FG-A	3FG-A	FT-A	REB	PF	TP	A	TO	BLK	S	MIN
WHITE, Malcolm f	0-3	0-0	0-0	3	5	0	0	1	2	0	15
LUDWIG, Eddie f	3-6	1-1	0-0	4	1	7	0	1	0	0	18
STRINGER, Andre g	3-16	0-10	0-0	4	2	6	1	4	0	1	30
DERENBECKER, M. g	2-9	0-5	0-0	2	1	4	3	0	0	0	26
DOTSON, Aaron g	2-6	0-3	6-9	4	3	10	0	2	0	2	35
BASS, Chris	0-3	0-0	0-0	5	1	0	4	3	0	0	29
GREEN, Garrett	5-16	2-5	1-2	9	4	13	0	2	1	0	26
WARREN, Storm	2-5	0-0	0-1	1	0	4	0	1	2	0	13
COURTNEY, Jalen	0-1	0-0	0-0	2	0	0	0	1	0	0	8
Team				8							
Totals	17-65	3-24	7-12	42	17	44	8	15	5	3	200

FG%	1st Half	6-33	18.2%	2nd half:	11-32	34.4%	Game:	17-65	26.2%	DB
3FG%	1st Half	1-12	8.3%	2nd half:	2-12	16.7%	Game:	3-24	12.5%	Reb
FT%	1st Half	6-10	60.0%	2nd half:	1-2	50.0%	Game:	7-12	58.3%	1,3

KENTUCKY	FG-A	3FG-A	FT-A	REB	PF	TP	A	TO	BLK	S	MIN
HARRELLSON, Josh f	1-6	0-0	0-1	14	2	2	0	2	3	2	24
MILLER, Darius g	7-11	1-4	0-0	4	2	15	0	1	1	2	26
KNIGHT, Brandon g	7-14	5-7	0-0	6	0	19	2	1	0	2	32
LAMB, Doron g	3-7	1-2	3-3	4	2	10	5	1	0	1	22
LIGGINS, DeAndre g	6-10	3-3	0-0	1	1	15	3	0	1	2	32
POOLE, Stacey	0-1	0-0	0-0	1	1	0	0	0	0	0	4
JONES, Terrence	3-12	0-2	11-14	7	2	17	0	2	1	0	23
HOOD, Jon	1-6	0-2	0-0	4	2	2	3	0	0	1	20
POLSON, Jarrod	0-0	0-0	0-0	0	0	0	0	0	0	0	3
VARGAS, Eloy	1-3	0-0	0-0	4	1	2	0	0	0	0	14
Team				5							
Totals	29-70	10-20	14-18	50	13	82	13	7	6	10	200

FG%	1st Half	17-36	47.2%	2nd half:	12-34	35.3%	Game:	29-70	41.4%	DB
3FG%	1st Half	7-12	58.3%	2nd half:	3-8	37.5%	Game:	10-20	50.0%	Reb
FT%	1st Half	7-11	63.6%	2nd half:	7-7	100.0%	Game:	14-18	77.8%	1,1

Officials: J. B. Caldwell, Bert Smith, Bruce Benedict
 Technical Fouls: Kentucky -- None. LSU -- None.
 Attendance: 24,330

LSU 19-25 -- 44
 Kentucky 48-34 -- 82

Game 19 - Ole Miss 78, LSU 51 1/22/11 12:47 p.m. at Maravich Center (Baton Rouge, LA)

OLE MISS	FG-A	3FG-A	FT-A	REB	PF	TP	A	TO	BLK	S	MIN
HENRY, Terrance f	5-6	2-3	1-1	10	2	13	0	5	1	1	32
BUCKNER, Reginald f	0-2	0-0	3-4	2	4	3	0	2	6	0	29
WARREN, Chris g	6-10	4-6	2-2	4	3	18	5	0	0	0	33
WILLIAMS, Nick g	5-6	0-0	4-5	4	2	14	4	2	0	2	32
GRAHAM, Zach g	7-9	3-3	0-0	3	3	17	2	3	0	0	22
BOGAN, Will	0-0	0-0	0-0	0	0	0	0	0	0	0	1
NELSON, Dundreous	3-6	0-2	0-1	2	0	6	2	4	1	2	17
SHORT, Steadman	1-2	0-0	0-1	3	4	2	0	1	0	1	15
GASKINS, Trevor	1-3	1-2	0-0	2	2	3	3	1	0	0	14
WILLIAMS, Donald	0-1	0-1	0-0	0	0	0	0	0	0	0	2
COX, Demarco	0-0	0-0	2-2	1	0	2	0	0	0	0	3
Team				2							
Totals	28-45	10-17	12-16	33	20	78	16	18	8	6	200

FG%	1st Half	14-25	56.0%	2nd half:	14-20	70.0%	Game:	28-45	62.2%	DB
3FG%	1st Half	3-7	42.9%	2nd half:	7-10	70.0%	Game:	10-17	58.8%	Reb
FT%	1st Half	7-9	77.8%	2nd half:	5-7	71.4%	Game:	12-16	75.0%	2

LSU	FG-A	3FG-A	FT-A	REB	PF	TP	A	TO	BLK	S	MIN
GREEN, Garrett f	2-8	0-2	1-4	1	2	5	0	0	1	1	32
WHITE, Malcolm f	2-6	0-0	2-2	4	4	6	0	5	0	1	21
STRINGER, Andre g	3-6	3-5	2-2	1	1	11	2	2	0	0	32
DERENBECKER, M. g	4-11	2-6	4-4	5	3	14	1	1	0	4	37
DOTSON, Aaron g	1-3	0-1	3-3	2	1	5	3	3	0	1	27
BASS, Chris	0-3	0-1	0-0	1	2	0	2	2	0	0	16
LUDWIG, Eddie	0-1	0-0	1-2	0	2	1	2	1	0	0	10
COURTNEY, Jalen	1-2	1-1	0-0	0	1	3	0	0	0	0	10
WARREN, Storm	2-5	0-0	2-2	3	1	6	0	2	2	0	12
POPULIST, Daron	0-1	0-1	0-0	0	0	0	0	0	0	0	3
Team				2							
Totals	15-46	6-17	15-19	19	17	51	10	16	3	7	200

FG%	1st Half	9-22	40.9%	2nd half:	6-24	25.0%	Game:	15-46	32.6%	DB
3FG%	1st Half	5-11	45.5%	2nd half:	1-6	16.7%	Game:	6-17	35.3%	Reb
FT%	1st Half	9-10	90.0%	2nd half:	6-9	66.7%	Game:	15-19	78.9%	2

Officials: Mike Stuart, Doug Sirmons, Tracy Woodson
 Technical Fouls: Ole Miss -- None. LSU -- None.
 Attendance: 8060

Ole Miss 38-40 -- 78
 LSU 32-19 -- 51

Game 20 -- Tennessee 75, LSU 53 1/26/11 8 p.m. at Thompson-Boling Arena (Knoxville, Tenn.)

LSU	FG-A	3FG-A	FT-A	REB	PF	TP	A	TO	BLK	S	MIN
WHITE, Malcolm f	3-9	0-0	3-5	10	1	9	0	1	1	0	26
LUDWIG, Eddie f	4-9	1-2	3-4	4	2	12	0	1	0	0	25
STRINGER, Andre g	1-8	1-8	3-5	2	2	6	3	4	0	1	36
DERENBECKER, M. g	5-11	2-7	1-1	2	1	13	2	2	0	1	36
DOTSON, Aaron g	1-5	1-3	2-2	3	3	5	3	1	0	0	26
BASS, Chris	0-1	0-1	0-0	4	0	0	2	1	0	0	19
GREEN, Garrett	3-8	0-1	0-0	3	2	6	0	2	0	0	25
POPULIST, Daron	0-1	0-1	0-0	1	0	0	0	0	0	0	3
COURTNEY, Jalen	1-1	0-0	0-0	0	0	2	0	0	1	0	4
Team				2							
Totals	18-53	5-23	12-17	31	11	53	10	12	2	2	200

FG%	1st Half	9-30	30.0%	2nd half:	9-23	39.1%	Game:	18-53	34.0%	DB
3FG%	1st Half	3-12	25.0%	2nd half:	2-11	18.2%	Game:	5-23	21.7%	Reb
FT%	1st Half	6-9	66.7%	2nd half:	6-8	75.0%	Game:	12-17	70.6%	3

TENNESSEE	FG-A	3FG-A	FT-A	REB	PF	TP	A	TO	BLK	S	MIN
HARRIS, Tobias f	5-12	1-2	0-0	11	2	11	2	1	0	2	24
FIELDS, John c	1-1	0-0	0-0	2	1	2	2	0	5	0	19
GOINS, Melvin g	4-8	2-5	1-1	3	0	11	6	0	1	0	22
TATUM, Cameron g	5-9	2-5	1-2	4	2	13	2	1	0	3	20
HOPSON, Scotty g	9-14	3-6	1-1	6	2	22	1	0	0	1	27
GOLDEN, Trae	1-2	0-1	0-0	1	1	2	2	1	0	1	18
MCBEE, Skylar	2-4	2-4	0-0	0	1	6	1	1	0	2	15
SUMMITT, Tyler	0-0	0-0	0-0	0	0	0	0	1	0	0	3
HALL, Kenny	2-3										