

LSU 2010-11 BASKETBALL

NATIONAL TITLES
1935

SEC CHAMPIONS
1935 • 1953 • 1954 • 1979 • 1981
1985 • 1991 • 2000 • 2006 • 2009

NCAA FINAL FOUR
1953 • 1981 • 1986 • 2006

19

University of Mississippi

January 22, 2011 * 12:47 p.m. CST * SEC Network
Baton Rouge, La. * Pete Maravich Assembly Center

LSU (10-8, 2-1)

November

Fri. 12	NORTHWESTERN STATE	W, 87-78
Tues. 16	NICHOLLS STATE	L, 53-62
Thurs. 18	TENN-MARTIN (CST)	W, 79-56
Sun. 21	Memphis (at Tupelo, Miss.)(CBSCS)	L, 60-71
Wed. 24	CENTENARY	W, 78-36
Sun. 28	at South Alabama (CSS)	W, 80-65
Tues. 30	HOUSTON	W, 73-57

December

Sat. 11	CENTRAL MICHIGAN (CST)	W, 59-55
Mon. 13	COASTAL CAROLINA	L, 69-78 (ot)
Thurs. 16	MCNEESE (CST)	W, 78-66 (ot)
Sat. 18	WICHITA STATE (at Bossier City)(CST)	L, 69-70
Wed. 22	NORTH TEXAS (CST)	L, 55-75
Mon. 27	SOUTHERN (CST)	W, 62-41
Wed. 29	at Rice (CBSCS)	L, 68-74

January

Sun 2	at Virginia (FSN)	L, 50-64
Sat. 8	*at Auburn (FSN)	W, 62-55
Wed. 12	*ARKANSAS (SEC Network)	W, 56-53
Sat. 15	*at Kentucky (SEC Network)	L, 44-82
Sat. 22	*OLE MISS (SEC Network)	12:47 p.m.
Wed. 26	*at Tennessee (SEC Network)	7 p.m.
Sat. 29	*at Alabama (FSN)	7 p.m.

February

Wed. 2	*SOUTH CAROLINA (SEC Network)	7 p.m.
Sat. 5	*MISSISSIPPI STATE (SEC Network)	3 p.m.
Wed. 9	*at Ole Miss (CSS/CST)	8 p.m.
Sat. 12	*at Arkansas (SEC Network)	7 p.m.
Thurs. 17	*ALABAMA (ESPN/ESPN2)	8 p.m.
Sun. 20	*FLORIDA (ESPN/ESPN2)	Noon
Wed. 23	*at Mississippi State (CSS/CST)	8 p.m.
Sat. 26	*VANDERBILT (SEC Network)	12:30 p.m.

March

Wed. 2	*at Georgia (SEC Network)	7 p.m.
Sat. 5	*AUBURN (FSN)	6 p.m.
March 10-13 SEC Tournament (Atlanta, Ga.)		

On the Air

Radio • LSU Sports Radio Network

Jim Hawthorne, play-by-play
Kevin Ford, host/analyst
Ricky Blanton, analyst

Television • SEC Network

Clay Matvick, play-by-play
Joe Dean, Jr., analyst



PROJECTED LSU LINEUP

G 10 Andre Stringer (5-9, Fr., Jackson, Miss.) 13.0 ppg, 2.5 rpg, 2.9 apg (8.7 ppg, 3.3 rpg, 3.7 apg in SEC)

Had 21 points on two occasions ... Hit four treys five times ... Started at point since third game ... Long-range shooter hit 36 treys (2.0 a game) ... Led in scoring in 8 games, double figures 12 ... Season best seven assists vs. Arkansas, just two turnovers (1/12) ... 76.1% from line (just 58.3 in SEC play) ... Looking to break out of 3-of-26 long-range shooting slump.

G 21 Matt Derenbecker (6-7, Fr., Metairie, La.) 5.7 ppg, 2.1 rpg (10.3 ppg, 5.3 rpg, 2.7 apg in SEC)

Made his first start with Ralston Turner out at Auburn (1/8) ... Had 15 points ... Posted second straight double figure game and fourth of year with 12 vs. Arkansas (1/12) ... Played 103 minutes in league so far (34.3 mpg).

G 45 Aaron Dotson (6-4, So., Seattle Wash.) 7.5 ppg, 3.2 rpg (5.0 ppg, 5.3 rpg in SEC)

Scored his fifth double figure game of season at UK (1/15) with 10 points ... Sophomore season overall improved finally shaking knee injury from high school senior season ... 12-of-30 from the arc (40 percent), 73.9% from free-throw line.

F 13 Eddie Ludwig (6-9, So., Metairie, La.) 3.4 ppg, 3.0 rpg (5.3 ppg, 3.0 rpg in SEC)

Replaced Storm Warren in the last three games because of tendonitis in right achilles ... Had six points and four rebounds in 23 minutes in the Auburn win ... 7 points at UK ... Ludwig making 78.9 percent at the line (30-of-38).

F 5 Malcolm White (6-9, Jr., Baton Rouge, La.) 8.4 ppg, 5.4 rpg, 1.3 bpg (6.7 ppg, 5.0 rpg in SEC)

Ole Miss transfer returned to starting lineup at Rice (12/29) after coming off the bench against Southern (12/27) to record second double double of career (both at LSU) ... Has started 17 of 18 games ... 57-of-118 from field (48.3 percent) ... Nine games scoring in double figures ... Leads team in blocks with 23 ... Played just 15 minutes vs. UK.

STORYLINES

- LSU will honor the 1981 and 1986 NCAA Final Four teams in ceremonies at halftime ... Team members gathered at halftime in the Legends Club and signed autographs pre-game.

- Eight teams (four in each division) started the week 2-1 in the SEC ... LSU and Mississippi State did not play in the Tuesday-Thursday schedule of games.

- In LSU's last three wins (Southern, Auburn, Arkansas), the Tigers have held the teams to just 35 points combined and 11-of-77 from the field (14.3 percent) ... LSU was up 28-12 at the half against Southern (12/27), 32-6 at Auburn (1/8) and 31-17 versus Arkansas (1/12).

- LSU held Auburn (1/8) to just six points in the first half of the game at Auburn, which puts the defensive effort in a tie for second for the fewest points in the first half during the NCAA shot clock era ... Earlier this year, Notre Dame held California to five points in the first half.

- The Tigers are 2-1 in the league playing without their leading scorer, Ralston Turner, who is nursing a stress reaction on his right foot, and Storm Warren, who has been limited to 31 minutes over four games (missing the Virginia game completely) with tendonitis in his right Achilles.

- Garrett Green continues to play hard off

the bench as, following a career high 18 points at Auburn (1/8), he had his second double double versus Arkansas (1/12) ... Add in 13 pts-9 rebs at UK (1/15) and he is averaging a team best 13.7 ppg and 8.0 rpg in league play.

- This is the final home game of January for LSU before a week on the road at Tennessee (1/26) and Alabama (1/29) ... LSU returns home Feb. 2 for the start of four games in six dates at home. oints.

- LSU leads the series, 116-82, with LSU up 74-28 in Baton Rouge ... Ole Miss won both games in 2010 after LSU won both games in 2009 ... LSU has won 9-of-last-14 in the series.

BREAKDOWN

LSU

Record	10-8, 2-1
Ranking	N/A
Last Game	January 15 in Lexington lost to Kentucky, 82-44
Head Coach	Trent Johnson
Career Record	207-157/12th season
LSU Record	48-36/3rd season
vs. Ole Miss:	2-2

Ole Miss

Record	12-7, 0-4
Ranking	N/A
Last Game	January 19 in Nashville lost to Vanderbilt, 84-74
Head Coach	Andy Kennedy
Career Record	118-70 (6th season)
OM Record	97-57 (5th season)
vs. LSU	5-5

Upcoming LSU Basketball Media Calendar

24

MONDAY

Trent Johnson Radio Show at T J Ribs (7 p.m., LSU Sports Radio Network)

SEC Teleconference, Coach Johnson at 10:28 a.m. Contact SEC Office for number and passcodes

MEDIA SESSION -- 2 p.m. Practice Facility

25

TUESDAY

Leave for Knoxville

26

WEDNESDAY

Game No. 20
LSU at Tennessee, 8 p.m. EST, 7 p.m. CST (Thompson-Boling Arena) TV: SEC Network, ESPN3. Radio: LSU Sports Radio Network (100.7 FM in Baton Rouge).

20

THURSDAY

MEDIA SESSION -- 2 p.m. Practice Facility

21

FRIDAY

22

SATURDAY

Game No. 19
Ole Miss at LSU, 12:47 p.m. CST (Pete Maravich Assembly Center). TV: SEC Network, ESPN3. Radio: LSU Sports Radio Network (100.7 FM in Baton Rouge).

23

SUNDAY

Inside LSU Basketball presented by Academy Sports and Outdoors, LSU Sports Television Network, 10:35 p.m. WBRZ-TV in Baton Rouge

LSU Media Services

Media Availability

Coach Trent Johnson is available in his office for early morning appointments and phone interviews. Please contact Basketball SID Kent Lowe (225-578-1864, clowe@lsu.edu) at least 24 hours in advance.

SEC Teleconference

The 12 SEC coaches are featured on a teleconference each Monday through the conference season. The conference starts at 10 a.m. (CST). Coach Johnson is on at 10:28 a.m. CST. To access the media only number contact Kent Lowe or the SEC Media Relations Office (205-458-3010).

Media Sessions

Coach Johnson meets with during SEC season on Mondays and Thursdays prior to games, before practice at a time to be announced, in the practice facility meeting room. Some travel and scheduling issues may change the time and day so media should contact the Sports Information Office to confirm start time.

The Trent Johnson Show

Presented by Capital One Bank

The weekly call-in show takes place Mondays at 7 p.m. from T.J. Ribs on Acadian Thruway ... The show airs in Baton Rouge on local flagship New Country 100.7 FM The Tiger, on the Internet at www.LSUports.net and on many LSU Sports Radio Network affiliates.

Inside LSU Basketball

Coach Johnson's weekly TV show is on a state-wide network ... WBRZ-TV, Channel 2, airs the show at 10:35 p.m. Sundays Television affiliates for the show are listed online at LSUports.net/tvaffiliates

Player Media Sessions

The players will be available at the media sessions that are normally conducted on Mondays and Thursdays during the SEC season. Please let Kent Lowe (225-578-1864, clowe@lsu.edu) know which players you would like to have at the media session at least 24 hours in advance.

Post Game

Coach Johnson will be in the media room of the practice facility after the game and the NCAA cooling off period ... Requested players will be brought to the practice facility media room as well. ... THE LSU DRESSING ROOM IS CLOSED ... To reach the media room, take the Northwest Corridor portal (where the LSU team enters the floor) ... When reaching the multi-purpose room and the glass doors, turn right ... Before reaching the steps, turn left and then take a right down the first hallway to the double wood doors and enter the media room. LSU marshalls will help direct you to the area ... The visiting coach has an interview area (where the pre-game meal is served) that he can use for his post-game media obligations if he wishes.

WHO TO CONTACT

Sports Information Office

(225) 578-8226

Michael Bonnette - mbonnet@lsu.edu

Assoc. AD/Sports Information Director

C. Kent Lowe - clowe@lsu.edu

Sr. Assoc. Sports Information Director (Basketball Contact)

Jake Terry - jterry9@lsu.edu

Associate Sports Information Director (Social Media)

LSU Television

Kevin Wagner - jwagne2@lsu.edu

LSU Radio

Jim Hawthorne - lsuradio@lsu.edu

LSU Sports Information Mailing Address

P.O. Box 25095, Baton Rouge, LA 70894

ON THE INTERNET

www.LSUports.net/media

The Official Website of LSU Athletics is home to all the basketball information you need. Schedules, results, rosters, bios, statistics and game notes can be found and are always up to date.

<http://media.lsuports.net>

Media can access images for all LSU athletic teams, including action shots, heads shots, logos, etc. To gain access to the high-resolution pictures, email Michael Bonnette. You will be assigned a login and password that will enable you to retrieve pictures. This service is for the media use only.

LSUports.net/media

Request credentials online, go to the men's basketball link.



LSU Basketball on Twitter & Facebook

facebook.com/lsubasketball
twitter.com/lsubasketball
twitter.com/lisucoachjohnson
twitter.com/lsumediaalerts
LSUports.net/connect

Trent Johnson

Head Coach • 3rd year at LSU (12th year as head coach)

Trent Johnson believes the LSU basketball program is moving forward.

With an outstanding recruiting class of student-athletes that fit the LSU program, Johnson is anxious to see this group "be a team" in 2010-11.

As Johnson, the 20th head men's basketball coach at LSU enters his third season, he seeks to build on more than a decade of excellence at LSU, Stanford and Nevada. Having earned Conference Coach of the Year in all three leagues (WAC, Pac-10 and SEC), Johnson and his staff continue toward maintaining LSU basketball as one of the premier programs in the country.

In his first season at LSU, Johnson led the Tigers to 27 wins, tied for the third most wins in a season in LSU history, and won the SEC regular season championships with a record of 13-3. LSU returned to the NCAA Tournament for the first time since 2006, advancing to the second round before falling, 84-70, to North Carolina. In the opening round, LSU defeated nationally-ranked Butler.

Coach Johnson, who eats, sleeps and drinks college basketball year round, believes in both development on the court and also personal, social and academic development. As players grasp his vision for success, they have the opportunity to embrace playing in a face-paced system, executing in the half court and defending and rebounding at a high level.

Johnson has a record of success that continues here at LSU. His team will have to blend together and learn from a coach that is a fierce competitor who exudes and demands toughness.

His devotion to the team, his protective beliefs toward his players and his loyalty to his former players is evidenced by the fact that three of his former players are now members of the LSU basketball staff. Johnson is a program builder and he has re-established the base of the LSU program by visiting with former players and coaches to bring together the past, present and the future of the program.

Johnson also is charged with the development of athletes both on and off the court. Off the court, he is working hard to make sure student-athletes understand the "student" part of their days at LSU. At all three spots in his head coach-

ing career, he has developed not just successful athletes and winning basketball teams, but young men who are having success in life.

In his head coaching career, he has taken teams in seven of the last eight seasons to post-season play, including five NCAA appearances. In addition, Johnson has seen six of his former assistant coaches become head coaches at successful programs.

Johnson has been rewarded as the consensus SEC Coach of the Year and was a finalist for four national coach of the year honors as he became the first LSU men's basketball coach to win the league title and take the team to post-season play in his first year at the school.

Under Johnson's watch, he has already coached an SEC POY in Marcus Thornton who now plays for the NO Hornets, and Tasmir Mitchell, who finished his career as the third all-time leading scorer and sixth all-time rebounder in school history. Mitchell Garrett Temple (who has a year in the NBA) and Chris Johnson are presently in the NBA D-League.

Those four players represent Johnson's ability to teach and mold a well-rounded basketball player into having both a good offensive and defensive presence that can benefit the team and provide a chance to play at the next level.

Johnson has always been a big believer in special causes and joined former LSU basketball coach Dale Brown and star center Shaquille O'Neal in cutting a series of commercials that aired nationally for the "Be A Match" organization in support of bone marrow donors.

This past June, Johnson was part of a 10-day trip to Africa as part of the TRIAD Trust program that was established to stop the transmission of HIV through culturally relevant, locally sustainable health and life skills education-based programs in communities affected by HIV/AIDS.

He also is a member of the Board of Directors of the National Association of Basketball Coaches and has served on the NABC Special Committee on Recruiting and Access.

Johnson, who was born in Berkeley, Calif., and calls Seattle, Wash., his home, is married to Jackie and they have two children: a daughter, Tinishia, 27, and a son, Terry, 24.



The Johnson File

NAME: Trent Johnson
BIRTH DATE: September 12, 1956
AGE: 54
BIRTHPLACE: Berkeley, Calif.
HOMETOWN: Seattle, Wash.
WIFE: Jackie
CHILDREN: Tinishia (27), Terry (24)
COLLEGE: BS, Boise State University, 1986

PLAYING EXPERIENCE

Boise State University (Boise, Idaho)
 Finished in the top 10 in career scoring and rebounding at the school ... In 1976, team advanced to NCAA Tournament after winning the Big Sky Tournament ... In his junior year, named the Most Improved Player and in his final season was named All-Big Sky.

COACHING EXPERIENCE

1986-89 - Assistant Coach, Utah
1989-92 - Assistant Coach, University of Washington
1992-96 - Assistant Coach, Rice.
1996-99 - Assistant Coach, Stanford
1999-04 - Head Coach, University of Nevada ... Compiled a 79-74 overall record ... 2003 team went to NIT, 2004 team won WAC Tourney and advanced to the NCAA Sweet 16.
2004-08 - Head Coach, Stanford ... Four year record of 80-47 ... Team advanced to post-season play each of his four years, 2008 team won 28 games and advanced to the NCAA Sweet 16.
April 10, 2008 -- Named the 20th Head Basketball Coach at LSU.
2008-09 -- LSU wins the SEC title with 13-3 record, finishes 27-8 and advances to the second round of NCAA Tournament to push mark to seven straight years of coaching teams to post-season play.
Nov. 24, 2010 -- Won his 200th game as a collegiate head coach (78-36, vs. Centenary).

LEAGUE COACH OF THE YEAR HONORS

2003 -- Western Athletic Conference
2008 -- Pac-10
2009 -- Southeastern Conference

The Trent Johnson Record

YEAR	SCHOOL	/---OVERALL---/		/---CONF.---/		FINISH
		W-L	PCT.	W-L	PCT.	
1999-00	Nevada	9-20	.310	6-10	.375	3rd-Big West
2000-01	Nevada	10-18	.357	3-13	.187	9th-WAC
2001-02	Nevada	17-13	.567	9-9	.500	5th-WAC
2002-03	Nevada	18-14	.562	11-7	.611	4th-WAC NIT First Round
2003-04	Nevada	25-9	.735	13-5	.722	1st WAC/Tourney Champ; NCAA Sweet 16
2004-05	Stanford	18-13	.581	11-7	.611	4th-Pac 10/NCAA First Round
2005-06	Stanford	16-14	.533	11-7	.611	5th-Pac 10/NIT Second Round
2006-07	Stanford	18-13	.581	10-8	.555	6th-Pac 10/NCAA First Round
2007-08	Stanford	28-7	.800	13-5	.722	2nd-Pac10/NCAA Sweet 16
2008-09	LSU	27-8	.771	13-3	.812	1st-West, SEC Champs, NCAA 2nd rd.
2009-10	LSU	11-20	.354	2-14	.125	6th-West
2010-11	LSU	10-8	.555	2-1	.667	
Totals	12 Years	207-157	.569	104-88	.542	7 tournaments, 2 NCAA Sweet 16
	Nevada	5 Years	79-74	.516	.488	1 WAC title, 1 NCAA Sweet 16
	Stanford	4 Years	80-47	.630	.625	4 tournaments, 1 NCAA Sweet 16
	LSU	3 Years	48-36	.571	.486	1 SEC Title, 1 NCAA 2nd Rd.

CAREER SPECIALTY NUMBERS

CAREER DOUBLE-FIGURE GAMES

Storm Warren 25
 Andre Stringer 12
 Ralston Turner 11
 Malcolm White 9
 Aaron Dotson 8
 Garrett Green 6
 Matt Derenbecker 4

CAREER DOUBLE-FIGURE REBOUNDS

Storm Warren 12
 Malcolm White 2
 Garrett Green 2

CAREER DOUBLE-DOUBLES

Storm Warren 11
 Malcolm White 2
 Garrett Green 2

CAREER THREE-POINTERS

Andre Stringer 36
 Ralston Turner 34
 Aaron Dotson 20
 Matt Derenbecker 15
 Chris Bass 11
 Daron Populist 7
 Garrett Green 7
 Jalen Courtney 1
 Eddie Ludwig 1

CAREER ASSISTS

Chris Bass 191
 Aaron Dotson 62
 Andre Stringer 52
 Eddie Ludwig 31
 Storm Warren 27
 Ralston Turner 23
 Matt Derenbecker 20
 Garrett Green 17
 Daron Populist 15
 Malcolm White 6

CAREER BLOCKS

Storm Warren 79
 Garrett Green 25
 Malcolm White 23
 Aaron Dotson 19
 Chris Bass 7
 Andre Stinger 4
 Eddie Ludwig 3
 Ralston Turner 3
 Matt Derenbecker 1

CAREER STEALS

Storm Warren 68
 Chris Bass 41
 Eddie Ludwig 27
 Garrett Green 25
 Aaron Dotson 22
 Andre Stringer 21
 Ralston Turner 10
 Matt Derenbecker 8
 Malcolm White 4
 Daron Populist 1

2010-11 LSU Men's Basketball Roster

NO.	NAME	CL.	POS.	HT.	WT.	EXP.	HOMETOWN/LAST SCHOOL
3	Garrett Green	Jr.	F	6-11	230	2VL	Woodland Hills, Calif/Taft HS
4	Chris Bass	Jr.	G	6-1	185	2VL	Baton Rouge, La./Lee Academy (Ma.)
5	Malcolm White	Jr.	F	6-9	225	RS	Baton Rouge, La./Ole Miss
10	Andre Stringer	Fr.	G	5-9	170	HS	Jackson, Miss./Forest Hill HS
13	Eddie Ludwig	So.	F	6-9	215	1L	Metairie, La./Metairie Park Country Day
14	Jalen Courtney	Fr.	F	6-8	210	HS	Jackson, Miss./Provine HS
21	Matt Derenbecker	Fr.	F	6-7	185	HS	Metairie, La./Metairie Park Country Day
22	Ralston Turner	Fr.	G	6-6	193	HS	Muscle Shoals, Ala./Muscle Shoals HS
24	Storm Warren	Jr.	F	6-7	230	2L	Monroe, La./Richwood HS
25	Daron Populist	So.	G	5-10	170	1L	Slidell, La./Salmen HS
41**	Justin Hamilton	Jr.	C	6-11	260	TR	Alpine, Utah/Iowa State
45	Aaron Dotson	So.	G	6-4	205	1L	Seattle, Wash./Rainier Beach HS
55**	Andrew Del Piero	So.	C	7-2	286	RS	Austin, Texas/Westlake HS

**redshirt in 2010-11 after transferring from Iowa State; **redshirt in 2010-11

Head Coach: Trent Johnson (Boise State, '86), 3rd year at LSU

Assistant Coach: Donny Guerinoni (Nevada, '01), 3rd year at LSU

Assistant Coach: Lynn Nance (Washington, '65), 1st year at LSU

Assistant Coach: Brent Scott (Rice, '03), 3rd year at LSU

Director of Basketball Operations: Nick Robinson (Stanford, '05), 2nd year at LSU

Executive Asst. to Head Coach: Brittany Carvalhido (Oklahoma State, '05), 1st year LSU men, 3rd year at LSU

A High School Correction

We must make note that there is a mistake in the written media guide publications on the high school of LSU's Andre Stringer ... He is actually from **Forest HILL** High School in Jackson, Miss., not Forest Park as appears in the guide ... He is one of two players from Jackson as Jalen Courtney came to LSU from Provine High.

Transactions

Center Andrew Del Piero was redshirted prior to the beginning of the season ... Dennis Harris sprained his left ankle the week of the season opener ... Missed the first seven games, but returned against Central Michigan (12/11) ... Eddie Ludwig saw limited time in mid-December due to a cut on his head ... Dennis Harris was dismissed from the team on Jan. 7 because of violation of team rules ... **Ralston Turner suffered a stress reaction in his right foot late in the Virginia game (1/2) and missed the Auburn (1/8), Arkansas (1/12) and Kentucky (1/15) games ... As of Wednesday AM, status listed as doubtful for Ole Miss ... Storm Warren did not play vs. Virginia (1/2) with tendonitis in his right Achilles ... He has played limited minutes in past three SEC games; listed as probable for Ole Miss.**

The Numbers Game

Here are some of the important numbers with the LSU basketball program:

103 - This is the 103rd season of basketball at LSU.

33-4 - LSU record in Trent Johnson era when scoring at least 70 points.

6 -- Fewest points in a half LSU has allowed (1/8 first half at Auburn) ... Previous mark 9 vs. N. Carolina (12/4/82)

4-22 -- **Arkansas win (1/12)** marked the fourth time in the Trent Johnson era and the second time this season (Central Michigan the other - 12/11) that LSU has won when scoring less than 60 points.

7-0, 21-3 -- LSU is 7-0 this season, 21-3 in the Trent Johnson era when LSU allows less than 60 points.

2-2 -- LSU record in overtime in Trent Johnson era (1-1 this season, C. Carolina, 12/13, McNeese 12/16)

5 -- No of wins in the Trent Johnson era when LSU trailed both at the 10 and 5 minute marks (last Central Michigan, 12/11)

1 -- One loss in Trent Johnson era when LSU scores at least 80 points (Aub, 1/20/10)

11 -- Number of career double doubles by Storm Warren (two this season)

2 -- Number of career double doubles this season and career for Malcolm White and Garrett Green.

10-0 -- Record when LSU shoots 50 percent or better in the Trent Johnson era (3-0 this year)

7 -- Number of times LSU has won when outrebounded in Trent Johnson era (7-21 record)

38-11 -- Record when LSU out rebounds opponent, but two losses this year (Nicholls, Memphis).

43-5 -- Record when LSU out shoot opponents.

1407 -- Number of LSU wins in program history (1,400 came 11/24 vs. Centenary)

6 -- Number of SEC titles LSU has won since 1980 (second most in SEC)

3 - Number of SEC Championships won or shared since 2000 (2000, 2006, 2009)

10 -- Number of SEC championships LSU has won, second most in league.

Last Game – Kentucky 82, LSU 44 (January 15 -- Baton Rouge)

When Kentucky hit 4-of-their-first six three-point attempts, it settled in for a long afternoon for LSU as the Wildcats were able to hit 10-of-20 treys en route to the easy win over LSU ... But the Tigers went into their bye at 2-1, one of eight teams at 2-1 after the first three games in conference play ... LSU shot just 26.2 percent for the game (17-65) and 3-of-24 from the arc, with all three treys made by two forwards (Eddie Ludwig and Garrett Green) ... For Ludwig it was his first career three-pointer ... Green continued his good scoring as of late with 13 points and nine rebounds in 26 minutes, while Aaron Dotson got back in the double figures category with 10 points ... LSU surrendered 50 rebounds to Kentucky for the second straight year.

About The Winning First Halves

There has been a similar look in the last three LSU victories against Southern (Dec.27), Auburn (1/8) and Arkansas (1/12) and there has been a similar pattern in LSU's last losses at Rice (Dec. 29), at Virginia (Jan. 2) and at Kentucky (Jan. 15):

The numbers:

Southern – 4-of-26 FG (15.4%), 1-of-5 3FG (20%), out rebounded by 4 ... LSU leads, 28-12
Auburn – 2-of-24 FG (8.3%), 1-of-8 3FG (12.5%), out rebounded by 12 ... LSU Leads, 32-6
Arkansas – 5-of-27 FG (18.5%), 1-of-9 3FG (11.1%), out rebounded by 16 ... LSU leads, 31-17

The three teams were a combined 11-of-77 (14.3%) from the field, 3-of-22 from three-point range and were out rebounds a combined 32 boards in the three games.

In the Rice, Virginia and Southern games, it was a slow start in the first few minutes that put LSU behind the eight-ball from the beginning.

At Rice – Up 3-0 in first 16 seconds, Rice scores the next 13 points ... LSU loses, 74-68.
At Virginia – Tied at 2-2, 18:10 1st half, UVA scores next eight points ... LSU loses, 64-50.
At Kentucky – Down 6-0, 18:33 1st half, UK outscores LSU 19-6 in 1st 7 min. ... LSU loses, 82-44.

LSU's first half against Auburn (1/8), a combination of LSU defense and a bunch of Auburn missed shots that led to LSU's 32-6 advantage that sent researchers scrambling for the record books for fewest points in a first half in the shot clock era:

1. 5 – by California, vs. Notre Dame (21), 11-26-10
2. 6 – by Auburn, vs. LSU (32), 1-8-11
2. 6 – by Northwestern, vs. Illinois (30)

Savannah State scored just four points in the second half on Jan. 7, 2008 against Kansas State for the fewest points allowed in any half.

The LSU school record actually came in the pre-shot clock era of nine points scored by North Carolina on Dec. 4, 1982 ... In the shot clock era, the fewest points is the 10 Nicholls scored in the second half on Dec. 30, 2001 ... In an SEC game, the previous low LSU has surrendered is 14 by Alabama in the first half on Jan. 20, 1988.

A Reunion Weekend In Baton Rouge

Today's game culminates a reunion weekend for several members of the 1981 and 1986 LSU teams that advanced to the NCAA Final Four ... The two teams are two of the four Tiger teams that have advanced to the ultimate weekend of college basketball on the men's side ... Both teams were coached by Dale Brown, but the two teams took entirely different paths to reach 1) the NCAA Tournament and 2) the NCAA Final Four.

The 1981 team, after a second round loss to Arkansas in the Great Alaskan Shootout, proceeded to run off 26 games until the last game of the regular season ... That meant an unprecedented 17 straight SEC wins before a narrow loss in the season finale at Kentucky ... The SEC Champions then proceeded to take down Lamar to advance to the regional round in a home away from home, the Louisiana Superdome ... There some 30,000-plus Tiger fans watched LSU beat Arkansas (72-56) and Wichita State (96-85) to advance to the "Let's Get Silly in Philly" Final Four in Philadelphia ... The Tigers finished the season 31-5, the most wins in LSU history.

The 1986 team of 25 years ago turned out to be the Cinderella of all Cinderellas in the NCAA Tournament, becoming the first 11th seed to make the Final Four and one of two over all (George Mason, 2006) ... The Tigers advanced to the NCAA Tournament despite winning just eight of its last 19 games ... It was the time of the freak defense of Coach Brown and a team with the will to do what no one thought possible. It was things like a sophomore guard (Ricky Blanton) who would have to bulk up and play center. It was overcoming a chickenpox scare. It was a belief and a drive that Tiger fans watched and clung to with joy ... They also had the momentum of thousand of Tiger fans at the Assembly Center as LSU beat sixth-seed Purdue in double OT and then third-seed Memphis in the final seconds ... In the regionals in Atlanta, LSU would defeat second-seed Georgia Tech and for the first time in four tries that year, downed Kentucky to go to Dallas.

CAREER DOUBLE-DOUBLES

STORM WARREN (11)

Game	Date	Pts	Reb
Alcorn State	11/20/08	11	11
ULM	11/13/09	15	12
Indiana State	11/16/09	14	12
Western Ky.	11/17/09	20	11
UL-Laf.	12/1/09	18	16
N'wesern st.	12/12/09	21	16
SE Louisiana	12/14/09	14	12
Nicholls	12/17/09	13	11
Auburn	1/20/10	17	11
UT-Martin	11/18/10	12	11
Houston	11/30/10	12	11

MALCOLM WHITE (2)

Game	Date	Pts	Reb
UT-Martin	11/18/10	12	15
Southern	12/27/10	16	11

GARRETT GREEN (1)

Game	Date	Pts	Reb
Wichita St	12/18/10	15	13
Arkansas	1/12/11	10	10

LSU Scoring Runs

5-0	22
6-0	18
7-0	9
8-0	5
9-0	5
10-0	5
11-0	2 (UTM, C. Mich)
12-0	
13-0	
14-0	1 (Centenary)
15-0	2 (Auburn, Auburn)

Opp. Scoring Runs

5-0	16
6-0	13
7-0	11
8-0	8
9-0	7
10-0	
11-0	2 (C. Mich, Auburn)
12-0	
13-0	1 (Rice)
14-0	1 (C. Carolina)
18-0	1 (Auburn)

COMPARING THE STATISTICS

Overall	LSU	OM
Scoring Average	65.7	76.6
Opp. Scoring Average	63.2	70.2
Scoring Margin	+2.6	+6.4
FG Percentage	40.8	46.3
Opp. FG Percentage	38.6	42.8
3 PT FG Pct.	33.2	34.1
Opp. 3 PT FG Pct.	29.8	35.9
3FGs per Game	5.9	7.4
FT Percentage	65.8	74.7
Opp. FT Percentage	68.5	73.0
FT Made Per Game	15.3	14.5
Rebound Avg.	37.9	36.1
Opp. Rebound Avg.	35.9	32.9
Rebound Margin	+2.0	+3.1
Assists Average	12.2	13.4
Turnover Average	14.5	12.2
Blocks Average	3.9	5.2
Steals Average	6.4	5.3
--		
SEC Games Only	LSU	OM
Scoring Average	54.0	71.2
Opp. Scoring Average	63.3	82.0
Scoring Margin	-9.3	-10.7
FG Percentage	35.5	42.0
Opp. FG Percentage	35.6	51.9
3 PT FG Pct.	16.1	34.0
Opp. 3 PT FG Pct.	31.3	44.9
3FGs per Game	3.0	8.0
FT Percentage	55.9	75.8
Opp. FT Percentage	73.5	85.9
FT Made Per Game	11.0	11.8
Rebound Avg.	43.0	28.0
Opp. Rebound Avg.	39.0	35.8
Rebound Margin	+4.0	-7.7
Assists Average	12.0	10.5
Turnover Average	15.7	9.0
Blocks Average	4.0	4.5
Steals Average	6.0	6.3

The players, coaches and support staff of the teams gathered Friday night for a reception in the Legends Club of the practice facility and then Saturday will meet with LSU's Sixth Man Club booster group. After signing pre-game autographs on the concourse, they will be presented at halftime of the game. Each member of the teams received commemorative watches from LSU recognizing the event.

Three members of the 1981 team – Rudy Macklin, Howard Carter and Ethan Martin were named to the All-Century team for LSU's first 100 years of basketball in 2009, while Leonard Mitchell was on the 1980s all-decade team ... Ricky Blanton, who now serves as analyst on the LSU Sports Radio Network, and the late Don Redden were named to the All-Century team, while Derrick Taylor, Johnson Williams and Nikita Wilson were on the 1980s All-Decade team.

Macklin, who finished his career as the school's all-time leading rebounder and second leading scorer, had his jersey retired last year at LSU ... Carter will be this year's "Living Legend" at the SEC Tournament in March.

About Ole Miss, The Series

The Rebels are 12-7 overall, 0-4 in the league, after an 84-74 loss Wednesday night at Vanderbilt ... Chris Warren and Dundreous Nelson had 17 each as both players tallied three three-point field goals ... Also, Zach Graham had 14 and Terrance Henry 11 ... Ole Miss turned the ball over just six times, had six blocks and eight steals ... The Rebels shot 40.3 percent compared to 48 percent for Vandy and the Commodores out rebounded Ole Miss, 41-25 ... Ole Miss had a 42-39 halftime lead but Vandy scored 45 second off points ... The Rebels scored 22 of their points off the 15 Vandy turnovers.

Warren is the team's leading scorer at 18.3 points per game with Graham averaging 14.3 a contest ... In SEC play, Warren is the team leader at 17.8 points, while Graham is slightly up at 14.8 a game.

Andy Kennedy is in his fifth year as the head coach at Ole Miss after one season as the head coach at Cincinnati.

LSU leads the overall series, 116-82, that dates back to the first games in February 1910 ... Ole Miss won both games last year after LSU won the last game in 2008 and both games in 2009 ... LSU was won nine-of-the-last 14 and leads the series, 74-28 in Baton Rouge.

Season 40 At PMAC

It was the 1971-72 season that the first game was played in the then LSU Assembly Center, although the Tigers had to open on the road for the first five games before returning home to open the building on Jan. 3, 1972 against Vanderbilt, an 80-73 loss. The Tigers got their first win in the building on Jan. 6, 1972 against Georgetown, 90-71.

Last year, LSU was 11-7 in the Maravich Center, 9-1 in non-conference games ... LSU finished non-conference play 7-3 this season and 460-157 (74.5) all-time in the building and 247-36 in non-conference games (.873) ... Trent Johnson is 28-5 in home non-conference games.

The Tigers are 213-121 in SEC home games in the PMAC (63.8 percent) ... Trent Johnson is 10-7 in the 17 SEC home games in his two years ... LSU is on a three-game home SEC winning streak dating back to last year as LSU won its final two SEC home games and its first one this year versus Arkansas (1/12).

Success At Home

The PMAC has proved to be a difficult place to play as since the start of the 2002-03 season, LSU has won 114 games. LSU's win total is second only to Florida in the same time period (through play on Wednesday):

Florida 129
 LSU 115
 Vanderbilt 111
 Kentucky 110
 Tennessee 106
 Alabama 104
 Arkansas 102
 Mississippi State 97
 South Carolina 94
 Auburn 91
 Ole Miss 90
 Georgia 85

On The Road

The win by the Tigers at South Alabama on Nov. 28 marked the first win on an opponent's home court since the Tigers beat Kentucky on Feb. 28, 2009 ... Between home and neutral courts a year ago, LSU was 0-13, compared to the championship year of 2009 when LSU was 8-6, including 6-3 in SEC play ... LSU's win at Auburn (1/8) is now its second road win of the year in five

games ... In program history, LSU is 402-572 on opponent's home courts ... Trent Johnson is 8-15 in true road games and 10-25 in all games away from the Maravich Center.

LSU Second In SEC Titles Over Last 30 Years

LSU has won 10 Southeastern Conference titles in its first 102 seasons and six of those have come since the 1980-81 season, which is second only to the 12 that Kentucky has won during that time period. Florida is third with four. Tennessee (3), Mississippi State (2), Alabama (2) and Arkansas (2) are the only ones with multiple conference regular season titles in that time period.

Shooting The Ball

Three times this season, LSU has been able to shoot at least 50 percent from the field ... The first came in the opening game of the season (Nov. 12) against Northwestern State when LSU shot 60 percent (24-of-40) ... It marked the first time LSU shot 60 percent from the field since shooting 63.6 percent against Grambling State on Dec. 13, 2008 ... LSU's 32 free throw makes in the game were the seventh most free throw makes in LSU history.

At South Alabama (11/28), LSU was 16-of-24 in the first half to propel a 25-of-47 shooting game (53.2 percent) ... LSU was 12-of-17 from the three-point arc and shot 70.6 percent ... LSU made it two straight games at 50 percent or better against Houston (11/30), making 17-of-30 in the first half enroute to a 26-of-52 night (50.0%).

The Tigers are now 3-0 this year when shooting 50 percent or better and 10-0 overall in the Trent Johnson era.

LSU's 42.9 percent shooting at Auburn (24-of-56) (Jan. 8) marked the only time LSU has been over 40 percent from the field since the Dec. 16 game with McNeese State ... In its eight losses, LSU has shot over 40 percent just one time ... LSU is 11th in the league in shooting at 40.8 percent but fourth in field goal percentage defense at 38.6 percent ... LSU is also 11th in league field goal percentage at 35.5 percent.

The Arc

After making threes on a somewhat record base through the first part of the season, the threes have been hard to come by for the Tigers who are now 106-of-319 (33.2 percent) ... Since league play started, the Tigers have dropped from second to eighth in the league in three-point percentage after making just 9-of-56 (16.1 percent) in the first three league games ... LSU's three-point percentage has dropped nearly four full points in the last four games.

LSU has made an average of 5.9 threes a contest, an improvement from last season when LSU made 141 threes (an average of 4.5 a game) ... LSU made just 28.7 percent a year ago from the arc ... With Ralston Turner out, Andre Stringer is now the team leader with 36 makes ... Turner has 34, Matt Derenbecker 15 and Aaron Dotson 12 ... Those four have combined to make 97 of LSU's 106 threes, but forwards Eddie Ludwig and Garrett Green converted the 3-of-24 LSU made against Kentucky last Saturday.

The South Alabama game, with LSU making 70.6 percent, marked the first time LSU had hit 70 percent in a game since Jan. 7, 1989 when LSU was 7-of-9 from the three-point line against Auburn (77.8 percent) ... Twice this season at South Alabama and at Rice, LSU has made 12 threes.

The Free Throws

LSU's season percentage is now at 65.8 percent (275-418) for the season, dropping again after the Kentucky game ... LSU is now ninth in the league in free throw percentage ... LSU shot 70 percent from the stripe in the first eight games of the season, but in the three SEC games is 33-of-59 (55.9 percent).

Eddie Ludwig leads the team at 78.9 percent (30-of-38), with Andre Stringer at 76.1 percent (70-of-92) and Aaron Dotson at 73.9 percent (51-of-69). Stringer is 12th in the league in free throw percentage.

Player Efficiency Quota

Like the quarterback ratings in the NFL, the NBA uses an efficiency scale to determine its top players ... It's the plus or minus number coaches look at when determining the success of a player's game night ... The quotient is based on a plus-minus + total of: (Points + Rebounds + Assists + Steals + Blocks) minus ((Field Goal Attempts - Field Goals Made) + (Free Throw Attempts - Free Throws Made) + Turnovers) ... Here is what the crack research staff at LSU came up with when applying the formula to some of the LSU players and their season efficiency quota average coming into Wednesday's game:

Storm Warren - +10.4, unchanged

Andre Stringer - + 9.3, down 0.9

Malcolm White -- +9.3, down 0.5

Ralston Turner -- +8.9, unchanged DNP

Garrett Green -- +8.0, unchanged (In SEC play, Green's number is +13.6)

Aaron Dotson -- +7.5, unchanged

TIGER TRENDS

LSU RECORD...	10-11	COACH J ERA
In November	5-2	13-4
In December	3-4	14-7
In January	2-2	9-13
In February		9-7
In March		3-5
In April		
LSU vs. AP Ranked Opponents		
At home		0-4
On the road	0-1	0-2
Neutral	0-1	1-3
LSU's Record in Games...		
Decided by 5 pts or less	2-1	11-6
Decided by 10 pts or less	4-5	19-19
Decided by 11 pts or more	6-3	29-17
At night	9-6	36-21
During the day	1-2	12-15
Decided in Overtime	1-1	2-2
Televised	7-6	26-32
LSU's Record When Scoring...		
Less than 60 points	2-4	4-22
60-69 points	2-4	11-10
70-79 points	4-0	17-3
80-89 points	2-0	12-1
90-99 points		4-0
100 or more points		
LSU's Record When Allowing...		
Less than 60 points	7-0	21-3
60-69 points	2-2	19-10
70-79 points	1-5	7-20
80-89 points	0-1	0-8
90-99 points		1-1
100 or more points		
LSU's Record When...		
Leading at the half	7-3	38-11
Losing at the half	0-5	7-26
Tied at the half		3-2
Lead 10 minutes left	9-0	41-3
Losing 10 minutes left	1-8	5-32
Tied 10 minutes left		2-1
Lead 5 minutes left	9-0	42-1
Losing 5 minutes left	1-8	5-35
Tied 5 minutes left		1-0
LSU's Record When Shooting...		
50% or higher	3-0	10-0
Less than 50%	7-8	38-36
Better than opponent	10-1	44-5
Worse than opponent	0-7	4-31
Even Shooting		
More 3PT FGs than opp.	3-3	19-7
LSU's Record When...		
Outrebounding opp.	9-2	39-11
Outrebounded by opp.	1-6	7-24
Equal rebounds		2-1
LSU's Record When Committing...		
Fewer TO than opp.	3-4	26-15
More TO than opp.	7-3	18-17
Equal TO	0-1	4-4
15 or fewer TO	6-6	32-29

TRENT JOHNSON ERA INDIVIDUAL SUPERLATIVES

Points

1. 41 Tasmin Mitchell - at Miss. St. (2-11-09)
2. 38 Tasmin Mitchell - vs. Aub. (1-20-10)
3. 33 Marcus Thornton - vs. SE La (1-3-09)
4. 32 Marcus Thornton - vs. Fla. (2-24-09)
5. 31 Marcus Thornton - vs. Miss. St. (1-21-09)
6. 30 Marcus Thornton - 3 times
6. 30 Tasmin Mitchell - vs. SC (1-14-09)

FG Made

1. 15 Tasmin Mitchell - vs. Aub (1-20-10)
2. 12 Tasmin Mitchell - at Miss. St. (2-11-09)
2. 12 Tasmin Mitchell - at Georgia (2-4-09)
4. 11 Tasmin Mitchell - vs. Nicholls (12-17-09)
4. 11 Marcus Thornton - 3 times

3FG Made

1. 6 Marcus Thornton - vs. Florida (2/24/09)
- 2. 5 Ralston Turner - vs. Wichita (12/18/10)**
2. 5 Marcus Thornton - twice
2. 5 Bo Spencer - twice
- 7. 4 Andre Stringer - five times**
- 7. 4 Aaron Dotson - at S. Alabama (11/28/10)**
- 7. 4 Ralston Turner - at Rice (12/29/10)**
7. 4 15 other times

FT Made

1. 15 - Tasmin Mitchell - vs. Miss. St (2-11-09)
2. 12 - Marcus Thornton - Auburn (2-21-09)
- 3. 11 - Andre Stringer - vs. Houston (11/30/10)**
3. 11 - Tasmin Mitchell - NW State (12-12-09)
5. 10 - Marcus Thornton - Florida (2-24-09)
5. 10 - Tasmin Mitchell twice

Rebounds

1. 18 Tasmin Mitchell - vs. SE La. (12-14-09)
2. 17 Tasmin Mitchell - vs. Tennessee (2-4-10)
- 3. 16 Storm Warren - vs. NW State (12/12/09)**
- 3. 16 Storm Warren - vs. UL-Laf (12-1-09)**
- 5. 15 Malcolm White - vs. UT-Martin (11/18/10)**
5. 15 Tasmin Mitchell - Cal St Full (12/2/08)

Assists

1. 9 Garrett Temple - vs. Ole Miss (2/14/09)
1. 9 Garrett Temple - vs. Ole Miss (1/17/09)
- 3. 8 Chris Bass -- at Rice (12/29/10)**
- 4. 7 Andre Stringer -- vs. Arkansas (1/12/11)**
4. 7 Garrett Temple - vs. Cal St Full (12/2/08)
5. 6 Bo Spencer - vs. Florida (2/24/09)
5. 6 Garrett Temple - 4 times
5. 6 Chris Bass - 4 times

Blocks

1. 7 Chris Johnson - vs. Arkansas (1/31/09)
2. 6 Chris Johnson - twice
4. 5 Chris Johnson - Nicholls State (12/17/08)
5. 4 Chris Johnson - 10 times
5. 4 Storm Warren - vs. Houston (11/30/10)

Steals

1. 7 Marcus Thornton - vs. Arkansas (2/18/09)
2. 6 Tasmin Mitchell - vs. UL-Laf (12/31/08)
2. 6 Garrett Temple - twice
5. 5 Tasmin Mitchell - vs. Kentucky (2/28/09)
5. 5 Garrett Temple - vs. Xavier (1/24/09)
5. 5 Bo Spencer - vs. S. Carolina (1/14/09)
5. 5 Storm Warren - vs. Arkansas (2/24/10)
5. 5 Chris Bass - NW State (11/12/10)

Eddie Ludwig -- +5.1, up 0.1

Matt Derenbecker -- +5.1, down 0.2 (in SEC play, Derenbecker's number is +11.3)

Chris Bass -- +4.3, down 0.1

The figure also comes into played in individual game totals and here are some of the best this year -- +25, Aaron Dotson vs. Memphis (11/21); +24, Storm Warren vs. Houston (11/3); +22, Andre Stringer, South Alabama (11/28); +22, Garrett Green, Wichita State (12/18); +22 Malcolm White, Southern (12/27) ... Garrett Green in the Auburn game with his 18 points, five rebounds, an assist, a block and a steal, finished at +21 ... Matt Derenbecker was +19 in the contest.

Aaron Dotson

Hard work and patience has paid off for the Seattle sophomore as he has been able to play with confidence and full speed this season ... A knee injury at Rainier Beach HS caused him to miss most of his senior season after signing with LSU and it shook his confidence as a college freshman ... Against Northwestern State (11/12), Dotson hit 5-of-5 field goals (one of only two players in the SEC to be perfect from the field on opening night) and scored 17 points in 27 minutes of play ... Against UT-Martin, Dotson hit 4-of-8 field goal attempts and 5-of-6 at the line to get 13 points and six rebounds in 19 minutes ... Against Memphis (11/21), Dotson scored 12 points and had one of the rare four-point plays with a long three-pointer and a free throw ... Dotson was able to get back in double figures for the fifth time this season, scoring 10 against Kentucky (1/15) ... He is averaging 7.5 points per game, compared to his freshman average of 3.2 points a season ago.

Chris Bass Turning Assist Numbers

The junior, whose brother Brandon, was 2005 SEC Player of the Year and plays now for the NBA Orlando Magic, last year was one of the tops in the SEC in assist-to-turnover ratio with 97 assists and just 38 turnovers ... Only twice this year has he not an equal or positive assist-to-turnover ratio and had the best game of his career at Rice (12/29) when he had eight assists and just one turnover in 24 minutes of play ... For Bass, it marked the first eight assist game for an LSU player since Garrett Temple had nine in 2009.

Bass now has 51 assists and 30 turnovers ... In his career, Bass has 191 assists and 82 turnovers (career 2.3 assist-to-turnover ratio).

Andre Stringer

The freshman from Jackson had a unique streak of being the Tigers top scorer in each of the first six games and double figures for the first seven ... He is second on the team in scoring at 13.0 points per game ... He has made four treys in a game five times and has 36 for the season (36-of-112), 32.1 percent ... He is also averaging 2.5 rebounds and 2.9 assists while playing 29.6 minutes a game ... Stringer has been compared to Darrel Mitchell, the point guard who could also shoot the three in 2006 when LSU went to the NCAA Final Four ... Against Arkansas, Stringer had seven assists and just two turnovers ... In SEC play, he is ranked in a tie for eighth in assist average with 3.7 a game (11 total).

Stringer has struggled from the arc in the first three league games, hitting just 3-of-26 attempts.

Ralston Turner

Turner's SEC start is on hold and it appears that Saturday will not be the day he makes his league debut for the Tigers after suffering a stress reaction in his right foot in the second half of the Virginia game (1/2) ... The freshman had the best game by any LSU player this season against McNeese State (12/16), scoring 23 points ... But what he did against Wichita (12/18) may have been even more impressive as he scored all 21 points in the second half to lead LSU to a rally from 17 down in the first half to take the lead ... He became the first player this season to go back-to-back 20-plus point games and he had five treys in the game, tied for the second most by a player in the Trent Johnson era at LSU ... He is the team leader averaging 13.7 points per game and 3.1 rebounds ... He also became the first Tiger in almost a year to play more than 40 minutes, playing 41 in the overtime contest with McNeese ... Turner has started each of the first 15 games for LSU.

Freshman Scoring

Turner and Stringer are leading the freshman scoring group for the team that has accounted for 46.7 percent of the scoring and 27 of LSU's 49 double figure scoring games this season (Stringer 12, Turner 11, Matt Derenbecker 4).

Tigers Very Young, According to Pomeroy

This team with no seniors is one of the youngest in Division I basketball this year, ranked 326th youngest of 345 teams, according to the latest rankings of Ken Pomeroy at kenpom.com ... In fact, LSU is ranked youngest in the SEC, with Kentucky ranked at just 144th ... It should be

noted, one of the teams that beat LSU, North Texas, with its four senior starters, is listed as the most experienced on the Pomeroy chart in D-1 ... Wichita State is 24th.

Storm Warren

The veteran member of this team without a senior as far as starts and playing time, Warren had started 44 consecutive games dating back to last year until he came off the bench at Rice (12/29) to score seven points and nine rebounds ... He had played in 48 consecutive games dating back to the end of the 2009 regular season until missing the game at Virginia (1/2) ... He had his second double double of the season at home against Houston (11/30) with 12 points and 11 rebounds ... Warren had his fourth double figure game against North Texas, hitting 5-of-11 shots for 10 points ... He now has 11 career double doubles ... The other came against UT-Martin (11/18) when he also had 12 points and 11 rebounds ... He had one of his double doubles as a freshman, eight last season and now two as a junior ... He was two off his career high in boards when he pulled down 14 against Nicholls State (11/16) ... He is averaging a team best 6.3 rebounds a game this season and 6.6 points per game.

He played the most minutes since suffering the tendonitis in his right Achilles when he played 13 minutes off the bench against Kentucky (1/15).

Malcolm White

White became the 38th player in LSU history to grab at least 15 rebounds in a game, hitting that number against UTM (11/18) in recording his first collegiate double double ... White, who played at Ole Miss for two seasons, before transferring and sitting out last year under NCAA transfer rules, had 12 points, 15 rebounds and three blocks in 31 minutes ... White came off the bench for the first time at LSU against Southern (12/27) with 15 points and 11 rebounds ... He is averaging 8.4 points (third on the team) and 5.4 rebounds a game ... He has the best field goal percentage on the team at 48.3 percent (57-118) ... White now has nine double figure scoring games, including four of the last seven.

Garrett Green

Green is probably the healthiest he has been at LSU after fighting back problems all through his career ... Twice after scoring eight points off the bench against Memphis (11/21) and Centenary (11/24), he came back and just missed his first double digit scoring game with nine points in 20 minutes against Coastal Carolina (12/13) ... But starting with the Wichita (12/18) game, things have come up good for Green as he recorded career highs in minutes, points and rebounds to record his first double double with 15 points and 13 rebounds ... The consistency Coach Johnson wanted to see may have shown through as he now, after recording his second double double against Arkansas (1/12) with 10 points and 10 rebounds, the junior has double figure games in six of the last eight games:

Wichita State – 15 pts, 13 rebounds (3-7 shooting, 1-1 3ptFG, 8-12 FT)

North Texas – 10 pts, 5 rebounds (5-10 shooting)

Virginia – 12 pts, 5 rebounds (6-9 shooting)

Auburn – 18 pts, 5 rebounds (9-11 shooting)

Arkansas – 10 pts, 10 rebounds (4-10 shooting)

Kentucky – 13 pts, 9 rebounds (5-16 shooting, 2 treys)

The two games in the last eight Green did not have double figures were the two he started against Southern (12/27) and at Rice (12/29) ... Green is averaging 6.9 point for the season and 5.6 rebounds, but an impressive and team best 13.7 points and 8.0 rebounds in the three league games, averaging 29.3 minutes off the bench.

Matt Derenbecker

The freshman all-state player from Metairie Park Country Day stepped into the starting lineup for LSU at Auburn and in his first college start, played 39 minutes, hitting 6-of-12 field goals, including three treys to finish with 15 points and 8 rebounds ... He followed that up in the Arkansas game Wednesday with another double figure start with 12 points and eight boards in 38 minutes ... He has had double figure scoring in three of the last five games and four for the season ... Derenbecker is averaging 5.7 points per game, 2.1 rebounds per game and has 23 assists and 15 turnovers ... In his three starts, he is averaging 10.3 points per game, making 13-of-30 field goals with 5.3 rebound average.

Eddie Ludwig

The sophomore, also from Metairie Park Country Day, has started the last four games inside for the Tigers in place of Storm Warren ... Ludwig is the team's best free throw shooter, averaging 78.9 percent with only eight misses in 38 tries ... He is averaging 3.4 points per game and 3.0 rebounds a contest ... In league play, Ludwig is averaging 5.3 points per game.

SCORING BREAKDOWN

CLASS	PTS	PCT.			
Freshmen	552	46.7			
Sophomores	206	17.4			
Juniors	425	35.9			
SCORING	PTS	PCT.			
Starters	832	70.3			
Bench	351	29.7			
POINTS IN PAINT	PTS	APG			
LSU	418	23.2			
Opponents	434	24.1			
POINTS OFF TO	PTS	APG			
LSU	227	12.6			
Opponents	264	14.7			
SECOND CHANCE POINTS	PTS	APG			
LSU	194	10.8			
Opponents	184	10.2			
BENCH SCORING	PTS	APG			
LSU	351	19.5			
Opponents	383	21.3			
FT% LAST 5 MINUTES (SEC Games)		PCT			
LSU (13-25, 52.0%)	82-123	66.7			
Opponents (6-7, 85.73%)	85-116	73.3			
FG% LAST 5 MINUTES (SEC Games)		PCT			
LSU (4-13, 30.8%)	58-125	46.4			
Opponents (11-32, 34.4%)	62-141	44.0			
3FG% LAST 5 MINUTES (SEC Games)		PCT			
LSU (0-2, 00.0%)	15-50	30.0			
Opponents (2-11, 18.2%)	17-52	32.7			
W-L RECORDS OF STARTING LINEUPS (G, G, F, F, F or G,G,G,F,F)					
1-1 -- Bass, Turner, Dotson, White, Warren					
6-4 -- Stringer, Turner, Dotson, White, Warren					
1-0 -- Stringer, Turner, Dotson, Green, Warren					
2-1 -- Stringer, Derenbecker, Dotson, White, Ludwig					
0-1 -- Stringer, Turner, Dotson, White, Green					
0-1 -- Stringer, Turner, Dotson, White, Ludwig					
LEADING SCORERS -- Stringer 8, White 4, Turner 4, Green 3, Derenbecker 1					
LEADING REBOUNDERS -- Green 6, Warren 5, White 3, Turner 2, Ludwig 1, Derenbecker 1					
LEADING ASSISTS -- Bass 9, Stringer 7, Dotson 4, Ludwig 2, Turner 2					
TOTAL DUNKS -- White 12, Green 9, Warren 7, Dotson 3, Turner 3, Courtney 1, Bass 1.					
DOUBLE FIGURE SCORING GAMES -- Stringer 12, Turner 11, White 8, Green 6, Dotson 5, Warren 4, Derenbecker 4.					
DOUBLE DOUBLE -- Warren 2, White 2, Green 2					
PLAYERS SCORING IN DOUBLE FIGURES BY GAME					
0	1	2	3	4	5 or more
	1	7	6	3	1

STREAKING...

Consecutive Games in Double Figures...

Garrett Green 4
Ralston Turner 3
Aaron Dotson 1

Consecutive Games Without Fouling Out...

Chris Bass 31
Daron Populist 25
Matt Derenbecker 18
Garrett Green 14
Storm Warren 13
Jalen Courtney 12
Ralston Turner 9
Aaron Dotson 4
Andre Stringer 4
Eddie Ludwig 4
Malcolm White 0

Consecutive Gms. 3PT FG

Garrett Green 1
Eddie Ludwig 1

Consecutive Games Scored in

Storm Warren 48
Andre Stringer 18
Ralston Turner 15
Garrett Green 10
Aaron Dotson 6
Eddie Ludwig 4
Matt Derenbecker 3

Consecutive Games Started

Aaron Dotson 18
Andre Stringer 16
Malcolm White 5
Eddie Ludwig 4
Matt Derenbecker 3

Six Former Tigers Playing In NBA This Season

LSU has gone between six and seven NBA players this season as Garrett Temple and Ronald Dupree have all had short stints in the league this season ... Here are the six players presently in the league from LSU:

Brandon Bass, Orlando Magic – 2nd season with Orlando, sixth in NBA

For the season, Bass is averaging 11.0 ppg and 5.4 rpg.

Glen Davis, Boston Celtics – 4th season with Boston

For the season, Davis is averaging 12.5 ppg, 5.4 rpg, 1.3 apg

Shaquille O’Neal, Boston Celtics – 1st season with Boston, 19th in the NBA

For the season, O’Neal is averaging 10.1 ppg, 4.9 rpg, 1.1 bpg

Anthony Randolph, New York Knicks – 1st season with Knicks, 3rd in the NBA

For the season, Randolph is averaging 2.0 ppg, 2.4 rpg

Tyrus Thomas, Charlotte Bobcats – 1st full season with Charlotte, fifth in NBA

For the season, Thomas is averaging 11.1 ppg, 5.8 rpg, 1.6 bpg

Marcus Thornton, New Orleans Hornets – 2nd season with Hornets

For the season, Thornton is averaging 6.5 ppg, 2.7 rpg

The NBA D-League features former LSU point guard Randy Livingston in his first season as the head coach of the Idaho Stampede. Rookie Tasmin Mitchell is playing for the Erie Bayhawks, while Darnell Lazare is on the roster of the Maine Red Claws. Lazare was a member of the 2006 Final Four team. Chris Johnson is on the roster for the Dakota Wizard and Temple, who started the season with the Spurs, is now playing with Mitchell at Erie ... Dupree has joined the Utah Flash.

LSU Adds Two Important Signees During Early Signing Period; One Redshirt Waits To Play

Coach Trent Johnson announced on Wednesday that the LSU athletics department had received and approved two National Letters of Intent from players for the 2011-12 men’s basketball season.

The players are John Isaac, a 6-4, 215-pound guard from New Llano, La., who attends Pickering High School; and, Johnny O’Bryant, a 6-9, 245-pound power forward from Cleveland, Miss., and East HS.

“It is a good day for Tiger basketball,” said Coach Johnson. “Obviously, these are two quality young men who happen to be very, very good basketball players. They fit into the direction in which our program is headed, and that means playing elite level college basketball.”

Isaac missed all of last season with a torn left ACL, but as a sophomore he averaged a double double with 18.5 points and 11.5 rebounds. He shot 59 percent from the field and averaged 8.6 assists and 1.8 steals. He was First-Team All-District that year in his fourth season of varsity competition for Pickering. He has been a starter on the Pickering varsity since the seventh grade.

O’Bryant is the nation’s No. 6 ranked power forward by ESPNU (21st overall in the country) and the No. 8 power forward and nation’s 38th player overall according to Rivals.com.

He averaged 15 points and 7.2 rebounds last season as a junior as East reached the Class 3A semifinals. Two years ago, O’Bryant was a member of the USA Basketball U16 team that captured gold in Mendoza, Argentina at the FIBA Americas Championship and followed that up with another gold medal in Hamburg, Germany with the U17 national team.

Also, it should be remembered that also waiting to play for LSU in the 2011-12 season is 6-11 center Justin Hamilton, a transfer after playing for two years at Iowa State ... He is practicing with the team this year.

Tigers Invited to 2011 Charleston Classic

The LSU men’s basketball team will be part of the eight-team field for the 2011 Charleston Classic to be contested Nov. 17, 18 and 20, 2011.

The field for the fourth annual tournament in addition to the Tigers includes Georgia Tech, Saint Joseph’s, Seton Hall, Tulsa, Virginia Commonwealth, Western Kentucky and Baylor.

The 2011 Charleston Classic, a bracket-format tournament, will feature 12 games over the three days. Each team will compete in one game per day, advancing through a bracket-tournament format. The two teams that remain undefeated throughout will face off in a championship match Sunday, Nov. 20, 2011.

Next Up–Tigers Hit The Road For A Pair

LSU will be on the road for a pair of games this coming week – first on Wednesday at Tennessee for an 8 p.m. EST contest in Knoxville at Thompson-Boling Arena ... That game will be televised on the SEC Network ... Then on Saturday, it is over to Tuscaloosa to Coleman Coliseum to take on the Alabama Crimson Tide. That game has a 7 p.m. CST start on FSN ... LSU is back in the PMAC on Feb. 2.



Garrett Green

Forward * 6-11 * 230 * Junior * 2L * Woodland Hills, Calif. (Taft HS)

3

Top Performances

Points

Season:	18, at Auburn, 1/8/11
Career:	18, at Auburn, 1/8/11

Rebounds

Season:	13, vs. Wichita St., 12/18/10
Career:	13, vs. Wichita St., 12/18/10

Field Goals Made

Season:	9, at Auburn, 1/8/11
Career:	9, at Auburn, 1/8/11

3 PT FG Made

Season:	2, at Kentucky, 1/15/11
Career:	2, at Kentucky, 1/15/11

Free Throws Made

Season:	8, vs. Wichita St., 12/18/10
Career:	8, vs. Wichita St., 12/18/10

Assists

Season:	1, five times
Career:	3, at Florida, 1/16/10

Blocks

Season:	2, twice
Career:	2, four times

Steals

Season:	3, vs. Centenary, 11/24/10
Career:	3, twice

Minutes Played

Season:	34, vs. Arkansas, 1/12/11
Career:	34, vs. Arkansas, 1/12/11

- Top Career Scoring Games**
- 18 -- at Auburn, 1/8/11
 - 15 -- vs. Wichita State, 12/18/10
 - 13 -- at Kentucky, 1/15/11
 - 12 -- at Virginia, 1/2/11
 - 10 -- vs. Arkansas, 1/12/11
 - 10 -- vs. North Texas, 12/22/10
 - 9 -- vs. Coastal Carolina, 12/13/10
 - 8 -- vs. Centenary, 11/24/10
 - 8 -- vs. Memphis, 11/21/10
 - 7 -- vs. McNeese, 1/4/10

2008 SEC Freshman Academic Honor Roll

Junior Season (2010-11)


Had a career high of eight against Memphis (11/21) ... Equaled career high in points and set career high in rebounds against Centenary (11/24) ... Career high of nine points on 4-of-6 shooting and two blocks against Coastal Carolina (12/13) ... Had first career double-double and high marks in points, rebounds, minutes played against Wichita (12/18) ... Made it back-to-back double figure games against North Texas (12/22) ... Made his first start of the season vs. Southern (12/27) ... Started against Rice as well (12/29) ... Came off the bench to hit 6-of-9 field goals at Virginia (1/2) and post his third double figure game of 12 points ... Again off the bench was a big factor in first conference game win at Auburn with 18 points on 9-of-11 field goal shooting ... Green had his second double double of his career and his fifth double figure game in the last seven, with 10 pts-10 rebs against Arkansas (1/12) ... Made it four straight double figure games with 13 points and nine boards at Kentucky (1/15).

Green's Game-by-Game Statistics

2010-11	OPPONENT	MIN	FG	3FG	FT	REB	PF/D	A	TO	BLK	STL	PTS
Northwestern State	11	1-1	0-0	0-0	6	2-0	0	1	0	0	2	
Nicholls	5	0-1	0-0	0-2	4	1-0	1	0	0	0	0	
Tennessee-Martin	5	1-2	0-0	1-2	3	1-0	0	1	0	1	3	
Memphis (Tupelo)	13	4-7	0-0	0-1	4	5-1	0	0	1	1	8	
Centenary	16	4-9	0-1	0-2	9	1-0	0	0	0	3	8	
at South Alabama	11	0-3	0-0	0-0	5	3-0	0	3	0	1	0	
Houston	14	1-6	0-1	2-4	5	2-0	0	2	0	1	4	
Central Michigan	6	1-1	0-0	0-0	3	0-0	0	0	0	0	2	
Coastal Carolina	20	4-6	0-0	1-3	4	1-0	0	0	2	0	9	
McNeese State	14	1-4	1-1	0-0	3	2-0	1	0	0	0	3	
Wichita St. (Bossier)	33	3-7	1-1	8-12	13	3-0	0	1	2	1	15	
North Texas	16	5-10	0-0	0-0	5	4-0	1	3	0	1	10	
Southern	15	1-6	0-0	1-2	4	3-0	0	2	1	0	3	
at Rice	12	2-5	0-0	0-0	3	3-0	0	0	0	1	4	
at Virginia	27	6-9	0-1	0-2	5	2-0	0	3	1	1	12	
at Auburn	28	9-11	0-0	0-0	5	3-0	1	3	1	1	18	
Arkansas	34	4-10	0-2	2-7	10	3-0	1	1	1	1	10	
at Kentucky	26	5-16	2-5	1-2	9	4-0	0	2	1	0	13	
Ole Miss												
at Tennessee												
at Alabama												
South Carolina												
Mississippi State												
at Ole Miss												
at Arkansas												
Alabama												
Florida												
at Miss. State												
Vanderbilt												
at Georgia												
Auburn												
SEC Tournament												

Garrett Green's Career Stats

YEAR	GP-GS	MIN/AVG	FG-FGA	PCT.	3FG-FGA	PCT.	FT-FTA	PCT.	REB.-AVG	PF-FO	AST	TO	BLK	STL	PTS-AVG.
07-08	25-1	241-9.6	20-47	.426	2-5	.400	3-7	.429	40-1.6	41-1	3	11	5	1	45-1.6
08-09	Redshirt														
09-10	30-11	320-10.7	27-80	.338	1-4	.250	8-27	.296	74-2.5	51-1	9	30	10	12	63-2.1
10-11	18-2	306-17.0	52-114	.456	4-12	.333	16-39	.410	100-5.6	43-1	5	22	10	13	124-6.9
Totals	73-14	867-11.9	99-241	.411	7-21	.333	27-73	.370	214-2.9	135-3	17	63	25	26	232-3.2



Chris Bass

Guard * 6-1 * 185 * Junior * 2L *Baton Rouge, La. (Lee Academy Prep)

4

Top Performances

Points
 Season: 6, vs. Central Mich., 12/11/10
 Career: 7, twice

Rebounds
 Season: 5, twice
 Career: 8, vs. Grambling, 12/13/08

Field Goals Made
 Season: 2, three times
 Career: 3, three times

3 PT FG Made
 Season: 1, twice
 Career: 2, twice

Free Throws Made
 Season: 2, twice
 Career: 3, at Utah, 1/2/10

Assists
 Season: 8, at Rice, 12/29/10
 Career: 8, at Rice, 12/29/10

Blocks
 Season:
 Career: 2, vs. Utah, 1/2/10

Steals
 Season: 5, vs. NW St., 11/12/10
 Career: 5, vs. NW St., 11/12/10

Minutes Played
 Season: 24, at Rice, 12/29/10
 Career: 36, vs. N'western St., 12/12/09

- Top Career Scoring Games**
1. 7 vs. Connecticut, 11/25/09
 1. 7 vs. ULM, 11/13/09
 3. 6 vs. C. Michigan, 12/11/10
 3. 6 at Florida, 1/16/10
 3. 6 vs. Southeastern, 12/14/09
 3. 6 vs. Grambling
 7. 5 vs. Kentucky, 2/6/10
 7. 5 vs. Louisiana Lafayette, 12/1/09
 7. 5 vs. Alabama, 2/8/09
 10. 4 five times

Junior Season (2010-11)

Career high in steals of 5 vs. NW State (11/12) in the opener ... Back on track with assists, getting 5 with no turnovers versus UTM (11/18) ... After starting first two games with 2 assists, 6 turnovers, had 14 assists, 3 turnovers last five games ... Bass hit two free throws in the waning seconds to ice the Central Michigan win (12/11) with a season high six points ... Career high in assists, first player to have 8 or more since 2009

Bass' Game-by-Game Statistics

2010-11

OPPONENT	MIN	FG	3FG	FT	REB	PF/D	A	TO	BLK	STL	PTS
Northwestern State	18	1-1	0-0	2-4	2	2-0	2	5	0	5	4
Nicholls	10	0-0	0-0	0-2	2	0-0	0	1	0	0	0
Tennessee-Martin	16	2-3	0-0	0-0	3	3-0	5	0	0	0	4
Memphis (Tupelo)	17	0-1	0-0	0-0	2	0-0	4	1	1	0	0
Centenary	16	1-2	0-0	1-3	5	1-0	1	1	0	0	3
at South Alabama	12	0-0	0-0	1-4	2	2-0	0	0	0	0	1
Houston	20	1-1	0-0	0-0	1	1-0	4	1	0	0	2
Central Michigan	17	2-5	0-0	2-2	4	0-0	4	3	0	1	6
Coastal Carolina	14	2-2	0-0	0-0	0	2-0	1	1	0	0	4
McNeese State	11	0-1	0-0	0-0	3	0-0	2	1	0	0	0
Wichita St. (Bossier)	20	1-3	0-0	0-0	0	0-0	2	1	0	2	2
North Texas	21	0-2	0-0	0-0	2	1-0	4	2	0	1	0
Southern	15	0-1	0-0	0-0	2	0-0	2	3	0	1	0
at Rice	24	1-2	1-1	0-0	1	0-0	8	1	0	2	3
at Virginia	22	1-5	0-2	0-0	3	2-0	2	2	0	0	2
at Auburn	22	1-3	0-0	1-1	3	1-0	4	4	0	0	3
Arkansas	18	0-3	0-0	2-2	2	2-0	2	0	0	0	2
at Kentucky	29	0-3	0-0	0-0	5	1-0	4	3	0	0	0
Ole Miss											
at Tennessee											
at Alabama											
South Carolina											
Mississippi State											
at Ole Miss											
at Arkansas											
Alabama											
Florida											
at Miss. State											
Vanderbilt											
at Georgia											
Auburn											
SEC Tournament											

Chris Bass' Career Stats

YEAR	GP-GS	MIN/AVG	FG-FGA	PCT.	3FG-FGA	PCT.	FT-FTA	PCT.	REB-AVG	PF-FO	AST	TO	BLK	STL	PTS-AVG.
08-09	28-0	276/9.9	7-26	.269	4-14	.286	5-14	.357	31-1.1	21-0	43	14	1	5	23-0.8
09-10	31-19	744/24.0	28-84	.333	6-33	.182	8-19	.421	73-2.4	51-3	97	38	5	24	70-2.3
10-11	18-2	322/17.9	13-38	.342	1-3	.333	9-18	.500	42-2.3	18-0	51	30	1	12	36-2.0
Totals	76-21	1342-17.4	48-148	.324	11-50	.220	22-51	.431	146-1.9	90-3	191	82	7	41	129-1.7



Malcolm White

Forward * 6-9 * 225 * Junior * Redshirt Transfer * Baton Rouge, La. * Ole Miss

5

Top LSU Performances

Points	
Season:	16, vs. Southern, 12/27/10
Career:	16, vs. Southern, 12/27/10

Rebounds	
Season:	15, vs. UT-Martin, 11/18/10
Career:	15, vs. UT-Martin, 11/18/10

Field Goals Made	
Season:	7, vs. Southern, 12/27/10
Career:	7, vs. Southern, 12/27/10

3 PT FG Made	
Season:	
Career:	

Free Throws Made	
Season:	6, vs. NW St., 11/12/10
Career:	6, vs. NW St., 11/12/10

Assists	
Season:	2, vs. UT-Martin, 11/18/10
Career:	2, vs. UT-Martin, 11/18/10

Blocks	
Season:	3, four times
Career:	3, four times

Steals	
Season:	2, vs. C. Michigan, 12/11/10
Career:	2, vs. C. Michigan, 12/11/10

Minutes Played	
Season:	40, vs. McNeese, 12/16/10
Career:	40, vs. McNeese, 12/16/10

Top LSU Career Scoring Games

1.	16	vs. Southern, 12/27/10
2.	14	vs. Centenary, 11/24/10
3.	13	vs. Arkansas, 1/12/11
3.	13	vs. McNeese, 12/16/10
5.	12	vs. North Texas, 12/22/10
5.	12	vs. C. Michigan, 12/11/10
5.	12	vs. UT-Martin, 11/18/10
5.	12	vs. NW State, 11/12/10
9.	11	at Virginia, 1/2/11
10.	9	vs. Houston, 11/30/10

Junior Season (2010-11)

In first game in over a year, scored 12 points in 34 minutes with three blocks against NW St. (11/12/10) ... Had his first college double-double against UTM (11/18) with 12 points, 15 rebounds (9 offensive) ... Made first six shots and had season best 14 against Centenary (11/24) ... Had his fourth double figure game against C. Michigan (12/11) with 12 ... Just missed a double double with 13 points, nine rebounds in the McNeese win (12/16) ... Sixth double figure scoring game against North Texas (12/22) ... In first non-start of the season, comes off the bench and has his second double dobule against Southern (12/27) ... Had his third double figure scoring game in last four against Virginia (1/2)

White's Game-by-Game Statistics

2009-10	OPPONENT	MIN	FG	3FG	FT	REB	PF/D	A	TO	BLK	STL	PTS
	Northwestern State	34	3-8	0-0	6-11	4	4-0	0	4	3	0	12
	Nicholls	10	1-1	0-0	0-0	2	3-0	0	3	1	0	2
	Tennessee-Martin	31	5-13	0-0	2-4	15	2-0	2	3	3	0	12
	Memphis (Tupelo)	17	1-4	0-0	3-4	4	5-1	0	1	1	0	5
	Centenary	21	6-7	0-0	2-2	7	1-0	0	0	0	0	14
	at South Alabama	28	2-4	0-0	0-0	4	2-0	0	0	1	0	4
	Houston	23	4-7	0-0	1-2	2	4-0	0	0	0	1	9
	Central Michigan	30	5-11	0-0	2-4	4	2-0	0	0	2	2	12
	Coastal Carolina	19	2-3	0-0	1-4	3	4-0	0	1	0	0	5
	McNeese State	40	4-5	0-0	5-10	9	3-0	0	2	3	1	13
	Wichita St. (Bossier)	19	1-4	0-0	1-2	1	2-0	0	3	0	0	3
	North Texas	30	4-7	0-0	4-6	7	0-0	0	1	2	0	12
	Southern	24	7-11	0-0	2-4	11	2-0	0	2	3	0	16
	at Rice	13	1-4	0-0	0-0	4	5-1	1	0	0	0	2
	at Virginia	33	3-9	0-0	5-5	6	3-0	1	2	0	0	11
	at Auburn	21	2-6	0-0	3-4	5	4-0	1	2	1	0	7
	Arkansas	25	6-11	0-0	1-2	7	4-0	1	4	1	0	13
	at Kentucky	15	0-3	0-0	0-0	3	5-1	0	1	2	0	0
	Ole Miss											
	at Tennessee											
	at Alabama											
	South Carolina											
	Mississippi State											
	at Ole Miss											
	at Arkansas											
	Alabama											
	Florida											
	at Miss. State											
	Vanderbilt											
	at Georgia											
	Auburn											
	SEC Tournament											

Malcolm White's Career Stats

YEAR	GP-GS	MIN/AVG	FG-FGA	PCT.	3FG-FGA	PCT.	FT-FTA	PCT.	REB-AVG	PF-FO	AST	TO	BLK	STL	PTS-AVG.
10-11	18-17	433-24.1	57-118	.483	0-0	.000	38-64	.594	98-5.4	55-3	6	29	23	4	152-8.4
Totals	18-17	433-24.1	57-118	.483	0-0	.000	38-64	.594	98-5.4	55-3	6	29	23	4	152-8.4



Andre Stringer

Guard * 5-9 * 170 * Freshman * HS * Jackson, Miss. (Forest Park HS)

10

Top Performances

Points

Season:	21, twice
Career:	21, twice

Rebounds

Season:	6, vs. McNeese, 12/16/10
Career:	6, vs. McNeese, 12/16/10

Field Goals Made

Season:	7, at S. Alabama, 11/28/10
Career:	7, at S. Alabama, 11/28/10

3 PT FG Made

Season:	4, five times
Career:	4, five times

Free Throws Made

Season:	11, vs. Houston, 11/30/10
Career:	11, vs. Houston, 11/30/10

Assists

Season:	7, vs. Arkansas, 1/12/11
Career:	7, vs. Arkansas, 1/12/11

Blocks

Season:	2, vs. McNeese, 12/16/10
Career:	2, vs. McNeese, 12/16/10

Steals

Season:	3, twice
Career:	3, twice

Minutes Played

Season:	38, vs. McNeese, 12/16/10
Career:	38, vs. McNeese, 12/16/10

Top Career Scoring Games

- 21 at S. Alabama, 11/28/10
- 21 vs. NW State, 11/12/10
- 19 at Rice, 12/29/10
- 18 vs. Wichita State, 12/18/10
- 16 vs. Coastal Carolina, 12/13/10
- 16 vs. Centenary, 11/24/10
- 15 vs. McNeese, 12/16/10
- 15 vs. UT-Martin, 11/18/10
- 14 vs. Nicholls, 11/16/10
- 13 vs. Houston, 11/30/10
- 13 vs. Memphis, 11/21/10

Freshman Season (2010-11)

Hit four treys in the season opener against NW State (11/12), with five assists in scoring 21 points ... Third straight double figure scoring game against UTM (11/18) with 15 points in his first career start ... Led team for fourth straight game in scoring with big second half against Memphis (11/21) ... 26 free throws made in first four games ... Team lead in scoring streak reaches five vs. Centenary (11/24) ... Streak reached six and he was MVP of Coors Classic in Mobile with another 21 point game that included four treys vs. South Alabama (11/28) ... Didn't lead team in scoring for first time this season vs. Houston (11/30), but did have his seventh straight double figure scoring game ... First game not in double figures against C. Michigan (12/11) ... Stringer had four treys for the fourth time against Coast Carolina (12/13) ... Third best scoring game of the season vs. Wichita with 18 (12/18) ... Hit four treys for the fifth time this season at Rice (12/29) ... Career best 7 assists, just two turnovers in Arkansas win (1/12)

Stringer's Game-by-Game Statistics

2009-10	OPPONENT	MIN	FG	3FG	FT	REB	PF/D	A	TO	BLK	STL	PTS
Northwestern State	25	5-10	4-9	7-10	3	4-0	5	6	0	0	0	21
Nicholls	31	4-13	3-8	3-3	2	0-0	3	0	0	0	0	14
Tennessee-Martin	32	3-12	1-7	8-9	2	2-0	1	2	0	3	15	
Memphis (Tupelo)	31	2-6	1-3	8-11	2	3-0	2	3	0	1	13	
Centenary	19	5-7	4-6	2-3	0	1-0	4	1	0	1	16	
at South Alabama	30	7-13	4-6	3-4	4	1-0	3	2	1	2	21	
Houston	24	1-6	0-4	11-12	3	3-0	3	4	0	3	13	
Central Michigan	21	1-6	0-2	6-6	1	3-0	0	6	0	1	8	
Coastal Carolina	33	6-15	4-8	0-0	2	3-0	5	2	0	2	16	
McNeese State	38	5-12	2-5	3-4	6	3-0	5	4	2	0	15	
Wichita St. (Bossier)	32	5-15	2-8	6-8	2	2-0	1	2	0	1	18	
North Texas	20	3-4	1-1	0-0	1	4-0	0	1	1	0	7	
Southern	32	2-11	2-8	0-0	5	1-0	4	1	0	0	6	
at Rice	30	5-12	4-8	5-8	0	5-1	4	2	0	2	19	
at Virginia	35	2-6	1-3	1-2	2	0-0	1	2	0	1	6	
at Auburn	37	3-13	2-11	1-3	2	0-0	3	1	0	2	9	
Arkansas	35	2-8	1-5	6-9	4	0-0	7	2	0	1	11	
at Kentucky	30	3-16	0-10	0-0	4	2-0	1	4	0	1	6	
Ole Miss												
at Tennessee												
at Alabama												
South Carolina												
Mississippi State												
at Ole Miss												
at Arkansas												
Alabama												
Florida												
at Miss. State												
Vanderbilt												
at Georgia												
Auburn												
SEC Tournament												

Andre Stringer's Career Stats

YEAR	GP-GS	MIN/AVG	FG-FGA	PCT.	3FG-FGA	PCT.	FT-FTA	PCT.	REB.-AVG	PF-FO	AST	TO	BLK	STL	PTS-AVG.
10-11	18-16	532-29.6	64-185	.346	36-112	.321	70-92	.761	45-2.5	37-1	52	45	4	21	234-13.0
Totals	18-16	532-29.6	64-185	.346	36-112	.321	70-92	.761	45-2.5	37-1	52	45	4	21	234-13.0



Eddie Ludwig

Forward * 6-9 * 215 * Sophomore * 1L * Metairie, La. (Metairie Park Country Day)

13

Top Performances

Points

Season: 8, vs. Memphis, 11/21/10
 Career: 9, twice

Rebounds

Season: 8, vs. Memphis, 11/21/10
 Career: 8, vs. Memphis, 11/21/10

Field Goals Made

Season: 3, twice
 Career: 3, four times

3 PT FG Made

Season: 1, at Kentucky, 1/15/11
 Career: 1, at Kentucky, 1/15/11

Free Throws Made

Season: 5, vs. UT-Martin, 11/18/10
 Career: 5, twice

Assists

Season: 4, twice
 Career: 5, at Arkansas, 2/10/10

Blocks

Season:
 Career: 1, three times

Steals

Season: 3, vs. NW St., 11/12/10
 Career: 4, vs. Georgia, 3/6/10

Minutes Played

Season: 32, vs. Memphis, 11/21/10
 Career: 32, vs. Memphis, 11/21/10

Top Career Scoring Games

1. 9 at Ole Miss, 3/4/10
1. 9 vs. Rice, 12/19/08
3. 8 vs. Memphis, 11/21/10
3. 8 vs. Tennessee (SECT), 3/11/10
5. 7 at Kentucky, 1/15/11
6. 6 at Auburn, 1/8/11
6. 6 vs. Centenary, 11/24/10
6. 6 vs. Connecticut, 11/25/09
9. 5 vs. Houston, 11/30/10
9. 5 vs. UT-Martin, 11/18/10
9. 5 vs. Northwestern State, 12/12/09

Sophomore Season (2010-11)

His best game of the year, one point off his career high with 32 minutes with eight points against Memphis (11/21) ... Also had career high eight rebounds and career minutes played (32) ... Limited playing time in mid-December recovering from a blow to the head that required stitches ... Got the first start of the season and second of his career at Virginia (1/2) ... Started SEC opener at Auburn ... Had best SEC game of the year with first career three-pointer at Kentucky, finishing with 7 points (1/15)

Ludwig's Game-by-Game Statistics

2010-11

OPPONENT	MIN	FG	3FG	FT	REB	PF/D	A	TO	BLK	STL	PTS
Northwestern State	18	0-0	0-0	4-4	3	5-1	0	2	0	3	4
Nicholls	22	1-2	0-0	2-2	2	3-0	0	2	0	0	4
Tennessee-Martin	12	0-0	0-0	5-6	1	2-0	0	0	0	0	5
Memphis (Tupelo)	32	3-7	0-2	2-2	8	3-0	1	2	0	1	8
Centenary	24	2-5	0-0	2-3	5	2-0	4	1	0	1	6
at South Alabama	21	0-0	0-0	4-4	4	1-0	4	4	0	0	4
Houston	10	2-2	0-0	1-1	3	0-0	0	0	0	2	5
Central Michigan	8	1-3	0-0	1-2	2	2-0	0	1	0	0	3
Coastal Carolina	11	0-0	0-0	0-0	1	0-0	0	0	0	1	0
McNeese State	2	0-0	0-0	0-0	0	0-0	0	0	0	0	0
Wichita St. (Bossier)	5	0-3	0-0	2-2	3	0-0	0	0	0	0	2
North Texas	10	0-2	0-0	1-2	1	1-0	0	0	0	0	1
Southern	9	1-3	0-0	0-1	4	1-0	0	0	0	1	2
at Rice	13	0-0	0-0	0-0	4	5-1	0	1	0	2	0
at Virginia	18	0-1	0-0	1-2	4	0-0	1	0	0	0	1
at Auburn	23	1-3	0-0	4-5	4	1-0	2	2	0	2	6
Arkansas	12	1-2	0-0	1-2	1	3-0	0	0	0	0	3
at Kentucky	18	3-6	1-1	0-0	4	1-0	0	1	0	0	7
Ole Miss											
at Tennessee											
at Alabama											
South Carolina											
Mississippi State											
at Ole Miss											
at Arkansas											
Alabama											
Florida											
at Miss. State											
Vanderbilt											
at Georgia											
Auburn											
SEC Tournament											

Eddie Ludwig's Career Stats

YEAR	GP-GS	MIN/AVG	FG-FGA	PCT.	3FG-FGA	PCT.	FT-FTA	PCT.	REB-AVG	PF-FD	AST	TO	BLK	STL	PTS-AVG.
09-10	30-1	383/12.8	22-64	.344	0-8	.000	26-30	.867	74-2.5	47-0	19	19	3	14	70-2.3
10-11	18-4	268/14.9	15-39	.385	1-3	.333	30-38	.789	54-3.0	30-2	12	16	0	13	61-3.4
Totals	48-5	651-13.6	37-103	.359	1-11	.091	56-68	.824	128-2.7	77-2	31	35	3	27	131-2.7



Jalen Courtney

Forward * 6-8 * 210 * Freshman * HS * Jackson, Miss. (Provine HS)

14

Top Performances

Points

Season: 3, vs. North Texas, 12/22/10
 Career: 3, vs. North Texas, 12/22/10

Rebounds

Season: 3, vs. Centenary, 11/24/10
 Career: 3, vs. Centenary, 11/24/10

Field Goals Made

Season: 1, three times
 Career: 1, three times

3 PT FG Made

Season: 1, vs. North Texas, 12/22/10
 Career: 1, vs. North Texas, 12/22/10

Free Throws Made

Season: 2, vs. Centenary, 11/24/10
 Career: 2, vs. Centenary, 11/24/10

Assists

Season:
 Career:

Blocks

Season:
 Career:

Steals

Season:
 Career:

Minutes Played

Season: 12, vs. Centenary, 11/24/10
 Career: 12, vs. Centenary, 11/24/10

Top Career Scoring Games

1. 3 vs. North Texas, 12/22/10
2. 2 vs. NW State, 11/12/10
2. 2 vs. Centenary, 11/24/10
2. 2 vs. Memphis, 11/21/10
5. 1 vs. Southern, 12/27/10
5. 1 vs. UT-Martin, 11/18/10

Freshman Season (2010-11)

Season best three points vs. North Texas (12/22)

Courtney's Game-by-Game Statistics

2010-11

OPPONENT	MIN	FG	3FG	FT	REB	PF/D	A	TO	BLK	STL	PTS
Northwestern State	3	1-1	0-0	0-0	0	0-0	0	0	0	0	2
Nicholls	DNP										
Tennessee-Martin	4	0-1	0-0	1-2	1	1-0	0	0	0	0	1
Memphis (Tupelo)	5	1-1	0-0	0-0	0	1-0	0	0	0	0	2
Centenary	12	0-1	0-1	2-2	3	1-0	0	0	0	0	2
at South Alabama	1	0-0	0-0	0-0	0	0-0	0	0	0	0	0
Houston	DNP										
Central Michigan	DNP										
Coastal Carolina	1	0-0	0-0	0-0	0	0-0	0	0	0	0	0
McNeese State	DNP										
Wichita St. (Bossier)	2	0-1	0-1	0-0	0	0-0	0	0	0	0	0
North Texas	4	1-2	1-1	0-0	1	0-0	0	0	0	0	3
Southern	5	0-0	0-0	1-2	1	0-0	0	0	0	0	1
at Rice	8	0-1	0-0	0-0	0	2-0	0	1	0	0	0
at Virginia	1	0-0	0-0	0-0	0	0-0	0	0	0	0	0
at Auburn	DNP										
Arkansas	DNP										
at Kentucky	8	0-1	0-0	0-0	2	0-0	0	1	0	0	0
Ole Miss											
at Tennessee											
at Alabama											
South Carolina											
Mississippi State											
at Ole Miss											
at Arkansas											
Alabama											
Florida											
at Miss. State											
Vanderbilt											
at Georgia											
Auburn											
SEC Tournament											

Jalen Courtney's Career Stats

YEAR	GP-GS	MIN/AVG	FG-FGA	PCT.	3FG-FGA	PCT.	FT-FTA	PCT.	REB.-AVG	PF-FD	AST	TO	BLK	STL	PTS-AVG.
10-11	12-0	54-4.5	3-9	.333	1-3	.333	4-6	.667	8-0.7	5-0	0	2	0	0	11-0.9
Totals	12-0	54-4.5	3-9	.333	1-3	.333	4-6	.667	8-0.7	5-0	0	2	0	0	11-0.9



Matt Derenbecker

Forward * 6-7 * 185 * Freshman * HS * Metairie, La. (Metairie Park Country Day)

21

Top Performances

Points
 Season: 17, at Rice, 12/29/10
 Career: 17, at Rice, 12/29/10

Rebounds
 Season: 8, at Auburn, 1/8/11
 Career: 8, at Auburn, 1/8/11

Field Goals Made
 Season: 6, at Auburn, 1/8/11
 Career: 6, at Auburn, 1/8/11

3 PT FG Made
 Season: 3, three times
 Career: 3, three times

Free Throws Made
 Season: 4, at Rice, 12/29/10
 Career: 4, at Rice, 12/29/10

Assists
 Season: 3, four times
 Career: 3, four times

Blocks
 Season: 1, vs. Centenary, 11/24/10
 Career: 1, vs. Centenary, 11/24/10

Steals
 Season: 2, twice
 Career: 2, twice

Minutes Played
 Season: 39, at Auburn, 1/8/11
 Career: 39, at Auburn, 1/8/11

Top Career Scoring Games

1. 17 at Rice, 12/29/10
2. 15 at Auburn, 1/8/11
3. 14 vs. Nicholls, 11/16/10
4. 12 vs. Arkansas, 1/12/11
5. 9 at S. Alabama, 11/28/10
6. 8 vs. Southern, 12/27/10
7. 6 vs. Centenary, 11/24/10
8. 5 vs. Houston, 11/30/10
9. 4 vs. Wichita State, 12/18/10
9. 4 at Kentucky, 1/15/11

Freshman Season (2010-11)

Posted his first LSU points in Nicholls game (11/16) ... Hit all three field goal attempts, including two treys in nine-point effort at South Alabama (11/28) .. Second double figure game and best of season at Rice (12/29) with three treys for second time this season ... First start of his college career at Auburn (1/8), recording third double figure game of season with 15 points in 39 minutes


Derenbecker's Game-by-Game Statistics

2009-10

OPPONENT	MIN	FG	3FG	FT	REB	PF/D	A	TO	BLK	STL	PTS
Northwestern State	6	0-0	0-0	0-0	0	2-0	0	2	0	0	0
Nicholls	28	5-10	3-7	1-1	6	3-0	0	2	0	0	14
Tennessee-Martin	19	1-3	0-2	0-0	2	1-0	0	1	0	0	2
Memphis (Tupelo)	8	0-3	0-3	0-0	1	1-0	1	0	0	0	0
Centenary	22	3-8	0-4	0-0	0	1-0	1	1	1	0	6
at South Alabama	15	3-3	2-2	1-2	4	2-0	2	0	0	1	9
Houston	11	2-4	1-2	0-0	0	0-0	0	1	0	0	5
Central Michigan	7	0-0	0-0	0-0	0	2-0	1	1	0	0	0
Coastal Carolina	18	1-6	1-2	0-0	1	2-0	3	0	0	0	3
McNeese State	13	0-1	0-1	0-0	1	1-0	1	0	0	0	0
Wichita St. (Bossier)	14	1-5	0-2	2-3	1	2-0	1	0	0	1	4
North Texas	21	1-6	0-2	1-2	0	1-0	2	1	0	2	3
Southern	24	3-7	2-4	0-0	2	2-0	3	0	0	1	8
at Rice	23	5-9	3-6	4-5	3	2-0	0	1	0	0	17
at Virginia	6	0-1	0-0	0-0	0	1-0	0	0	0	0	0
at Auburn	39	6-12	3-7	0-0	8	2-0	3	2	0	1	15
Arkansas	38	5-9	0-4	2-4	6	2-0	2	3	0	2	12
at Kentucky	26	2-9	0-5	0-0	2	1-0	3	0	0	0	4
Ole Miss											
at Tennessee											
at Alabama											
South Carolina											
Mississippi State											
at Ole Miss											
at Arkansas											
Alabama											
Florida											
at Miss. State											
Vanderbilt											
at Georgia											
Auburn											
SEC Tournament											

Matt Derenbecker's Career Stats

YEAR	GP-GS	MIN/AVG	FG-FGA	PCT.	3FG-FGA	PCT.	FT-FTA	PCT.	REB.-AVG	PF-FO	AST	TO	BLK	STL	PTS-AVG.
10-11	18-3	338/18.8	38-96	.396	15-53	.283	11-17	.647	37-2.1	28-0	23	15	1	8	102-5.7
Totals	18-3	338-18.8	38-96	.396	15-53	.283	11-17	.647	37-2.1	28-0	23	15	1	8	102-5.7



Ralston Turner

Guard * 6-6 * 193 * Freshman * HS * Muscle Shoals, Ala. (Muscle Shoals HS)

22

Top Performances

Points

Season:	23, vs. McNeese, 12/16/10
Career:	23, vs. McNeese, 12/16/10

Rebounds

Season:	7, vs. C. Michigan, 12/11/10
Career:	7, vs. C. Michigan, 12/11/10

Field Goals Made

Season:	6, five times
Career:	6, five times

3 PT FG Made

Season:	5, vs. Wichita St., 12/18/10
Career:	5, vs. Wichita St., 12/18/10

Free Throws Made

Season:	8, vs. McNeese, 12/16/10
Career:	8, vs. McNeese, 12/16/10

Assists

Season:	5, vs. Houston, 11/30/10
Career:	5, vs. Houston, 11/30/10

Blocks

Season:	1, three times
Career:	1, three times

Steals

Season:	2, vs. NW St., 11/12/10
Career:	2, vs. NW St., 11/12/10

Minutes Played

Season:	41, vs. McNeese, 12/16/10
Career:	41, vs. McNeese, 12/16/10

Top Career Scoring Games

1.	23	vs. McNeese, 12/16/10
2.	21	vs. Wichita State, 12/18/10
2.	21	vs. Northwestern State., 11/12/10
4.	17	at S. Alabama, 11/28/10
5.	15	vs. Southern, 12/27/10
5.	15	vs. Coastal Carolina, 12/13/10
5.	15	vs. Houston, 11/30/10
8.	14	at Rice, 12/29/10
9.	11	at Virginia, 1/2/11
9.	11	vs. Memphis, 11/21/10

Freshman Season (2010-11)

Started the opening college game of his career and in 38 minutes scored 21 points, hitting 6-of-12 field goals with three treys against NW State (11/12) ... Third double figure game against Memphis (11/21) ... Season high game for Turner and for the LSU team with 23 in the overtime win vs. McNeese (12/16) ... Hits a team high 5 treys all in the second half in scoring over 20 for the second straight game vs. Wichita (12/18) ... Suffered a "stress reaction" in his right foot late during the second half of the game at Virginia (1/2)

Turner's Game-by-Game Statistics

2010-11	OPPONENT	MIN	FG	3FG	FT	REB	PF/D	A	TO	BLK	STL	PTS
	Northwestern State	38	6-12	3-6	6-9	5	2-0	2	2	0	2	21
	Nicholls	30	1-6	0-2	4-4	2	2-0	2	1	0	0	6
	Tennessee-Martin	27	4-10	2-5	0-0	1	0-0	0	3	0	1	10
	Memphis (Tupelo)	26	3-10	2-5	3-4	2	2-0	1	2	1	0	11
	Centenary	21	3-6	2-5	0-0	3	1-0	1	2	0	0	8
	at South Alabama	22	5-7	2-4	5-8	1	5-1	0	1	0	1	17
	Houston	34	6-10	2-5	1-2	3	0-0	5	6	0	0	15
	Central Michigan	38	3-4	3-4	0-2	7	3-0	4	1	0	1	9
	Coastal Carolina	35	5-16	1-9	4-4	6	4-0	1	3	0	1	15
	McNeese State	41	6-15	3-10	8-10	2	3-0	3	3	0	1	23
	Wichita St. (Bossier)	31	6-13	5-9	4-4	2	4-0	0	2	0	0	21
	North Texas	33	4-16	1-8	0-0	4	2-0	1	3	0	0	9
	Southern	26	6-14	3-9	0-0	2	0-0	1	2	1	1	15
	at Rice	30	4-18	4-12	2-5	2	4-0	1	1	0	1	14
	at Virginia	30	5-13	1-5	0-2	5	4-0	1	2	1	1	11
	at Auburn		DNP-injury									
	Arkansas		DNP-injury									
	at Kentucky		DNP-injury									
	Ole Miss											
	at Tennessee											
	at Alabama											
	South Carolina											
	Mississippi State											
	at Ole Miss											
	at Arkansas											
	Alabama											
	Florida											
	at Miss. State											
	Vanderbilt											
	at Georgia											
	Auburn											
	SEC Tournament											

Ralston Turner's Career Stats

YEAR	GP-GS	MIN/AVG	FG-FGA	PCT.	3FG-FGA	PCT.	FT-FTA	PCT.	REB.-AVG	PF-FD	AST	TO	BLK	STL	PTS-AVG.
10-11	15-15	462-30.8	67-170	.394	34-98	.347	37-54	.685	47-3.1	36-1	23	34	3	10	205-13.7
Totals	15-15	462-30.8	67-170	.394	34-98	.347	37-54	.685	47-3.1	36-1	23	34	3	10	205-13.7



Storm Warren

Forward * 6-7 * 230 * Junior * 2L * Monroe, La. (Richwood HS)

24

Top Performances

Points
 Season: 17, vs. McNeese, 12/16/10
 Career: 21, twice

Rebounds
 Season: 14, vs. Nicholls, 11/16/10
 Career: 16, twice

Field Goals Made
 Season: 8, vs. McNeese, 12/16/10
 Career: 9, twice

3 PT FG Made
 Season:
 Career:

Free Throws Made
 Season: 2, vs. Nicholls, 11/16/10
 Career: 9, twice

Assists
 Season: 3, vs. Southern, 12/27/10
 Career: 4, vs. ULM, 11/13/09

Blocks
 Season: 4, vs. Houston, 11/30/10
 Career: 4, three times

Steals
 Season: 3, three times
 Career: 3, five times

Minutes Played
 Season: 36, vs. Nicholls, 11/16/10
 Career: 39, vs. UL-Lafayette, 12/1/09

Top Career Scoring Games

1. 21 at Utah, 1/2/10
1. 21 vs. Northwestern State, 12/12/09
3. 20 vs. Western Kentucky, 11/17/09
4. 19 at South Carolina, 1/13/10
5. 18 vs. Tennessee (SECT), 3/11/10
5. 18 vs. UL-Lafayette, 12/1/09
7. 17 vs. McNeese, 12/16/10
7. 17 vs. Auburn, 1/20/10
9. 15 vs. UConn, 11/25/09
9. 15 vs. ULM, 11/13/09

Junior Season (2010-11)


Started his 32nd consecutive game in the season opener against NW St. (11/12) 10th career double double against UT-Martin (11/18) and second consecutive game in double figure rebounds ... Had the bucket that forced overtime against McNeese State (12/16) ... Did not play at Virginia (1/2) because of tendonitis in right achilles ... Returned at Auburn, but still bothered by injury, played just seven minutes.

Warren's Game-by-Game Statistics

2010-11	OPONENT	MIN	FG	3FG	FT	REB	PF/D	A	TO	BLK	STL	PTS
Northwestern State	17	2-2	0-0	0-0	4	4-0	2	2	0	1	4	
Nicholls	36	3-7	0-0	2-3	14	2-0	1	2	1	3	8	
Tennessee-Martin	27	6-9	0-0	0-0	11	3-0	0	2	2	2	12	
Memphis (Tupelo)	14	1-6	0-0	0-0	3	5-1	0	0	0	2	2	
Centenary	16	0-6	0-0	1-2	6	1-0	1	1	3	2	1	
at South Alabama	17	3-7	0-0	3-4	3	3-0	0	0	1	0	9	
Houston	33	6-10	0-0	0-0	11	3-0	0	2	4	3	12	
Central Michigan	29	4-7	0-0	0-0	4	2-0	0	1	1	0	8	
Coastal Carolina	22	4-6	0-0	0-0	5	3-0	0	3	0	1	8	
McNeese State	35	8-12	0-0	1-2	6	2-0	1	2	1	1	17	
Wichita St. (Bossier)	13	1-1	0-0	0-0	4	4-0	0	2	0	1	2	
North Texas	19	5-11	0-0	0-0	9	2-0	0	1	1	0	10	
Southern	27	2-6	0-0	1-1	6	2-0	3	1	1	3	5	
at Rice	29	3-8	0-0	1-5	9	4-0	0	2	0	1	7	
at Virginia	DNP -- injury											
at Auburn	7	1-3	0-0	0-2	6	0-0	0	1	2	1	2	
Arkansas	11	1-3	0-0	0-1	5	0-0	0	0	1	2	2	
at Kentucky	13	2-5	0-0	0-1	1	0-0	0	1	2	0	4	
Ole Miss												
at Tennessee												
at Alabama												
South Carolina												
Mississippi State												
at Ole Miss												
at Arkansas												
Alabama												
Florida												
at Miss. State												
Vanderbilt												
at Georgia												
Auburn												
SEC Tournament												

Storm Warren's Career Stats

YEAR	GP-GS	MIN/AVG	FG-FGA	PCT.	3FG-FGA	PCT.	FT-FTA	PCT.	REB.-AVG	PF-FD	AST	TO	BLK	STL	PTS-AVG.
08-09	30-0	224-7.5	21-49	.429	0-0	.000	19-39	.487	53-1.8	32-1	6	9	15	12	61-2.0
09-10	31-31	827-26.7	141-263	.536	0-0	.000	84-123	.683	223-7.2	104-5	13	46	44	33	366-11.8
10-11	17-13	365-21.5	52-109	.477	0-0	.000	9-21	.429	107-6.3	40-1	8	23	20	23	113-6.6
Totals	78-44	1416-18.2	214-421	.508	0-0	.000	112-183	.612	383-4.9	176-7	27	78	79	68	540-6.9



Daron Populist

Guard * 5-10 * 170 * Sophomore * 1L * Slidell, La. (Salmen HS)

25

Top Performances

Points

Season: 6, vs. Centenary, 11/24/10
 Career: 8, vs. Arkansas, 2/24/10

Rebounds

Season: 2, twice
 Career: 2, four times

Field Goals Made

Season: 2, vs. Centenary, 11/24/10
 Career: 2, twice

3 PT FG Made

Season: 2, vs. Centenary, 11/24/10
 Career: 2, twice

Free Throws Made

Season
 Career: 2, vs. Arkansas, 2/24/10

Assists

Season: 2, vs. NW St., 11/12/10
 Career: 2, three times

Blocks

Season:
 Career:

Steals

Season:
 Career: 1, vs. Georgia, 3/6/10

Minutes Played

Season: 13, vs. Centenary, 11/24/10
 Career: 23, twice

Top Career Scoring Games

1. 8 vs. Arkansas, 2/24/10
2. 6 vs. Centenary, 11/24/10
3. 4 at Mississippi State, 1/30/10
4. 3 vs. Georgia, 3/6/10
4. 3 vs. Tennessee, 2/4/10
6. 2 vs. UT-Martin, 11/18/10
6. 2 at Arkansas, 2/10/10

Sophomore Season (2010-11)

Played 13 minutes versus Centenary (11/24), scoring six points, hitting two treys

Populist's Game-by-Game Statistics

2009-10

OPPONENT	MIN	FG	3FG	FT	REB	PF/D	A	TO	BLK	STL	PTS
Northwestern State	3	0-0	0-0	0-0	0	1-0	2	0	0	0	0
Nicholls	7	0-1	0-0	0-0	0	4-0	0	3	0	0	0
Tennessee-Martin	8	1-1	0-0	0-0	2	2-0	1	0	0	0	2
Memphis (Tupelo)	DNP										
Centenary	13	2-5	2-4	0-0	2	1-0	1	0	0	0	6
at South Alabama	4	0-1	0-0	0-0	1	0-0	1	0	0	0	0
Houston	DNP										
Central Michigan	4	0-0	0-0	0-0	0	0-0	1	0	0	0	0
Coastal Carolina	DNP										
McNeese State	DNP										
Wichita St. (Bossier)	DNP										
North Texas	DNP										
Southern	3	0-0	0-0	0-0	0	0-0	0	0	0	0	0
at Rice	3	0-1	0-1	0-0	0	2-0	0	0	0	0	0
at Virginia	1	0-0	0-0	0-0	0	0-0	0	0	0	0	0
at Auburn	DNP										
Arkansas	DNP										
at Kentucky	DNP										
Ole Miss											
at Tennessee											
at Alabama											
South Carolina											
Mississippi State											
at Ole Miss											
at Arkansas											
Alabama											
Florida											
at Miss. State											
Vanderbilt											
at Georgia											
Auburn											
SEC Tournament											

Daron Populist's Career Stats

YEAR	GP-GS	MIN/AVG	FG-FGA	PCT.	3FG-FGA	PCT.	FT-FTA	PCT.	REB.-AVG	PF-FO	AST	TO	BLK	STL	PTS-AVG.
09-10	16-0	156-9.8	6-21	.286	5-16	.313	3-4	.750	8-0.5	7-0	9	9	0	1	20-1.3
10-11	9-0	46-5.1	3-9	.333	2-5	.400	0-0	.000	5-0.6	10-0	6	3	0	0	8-0.9
Totals	25-0	202-8.1	9-30	.300	7-21	.333	3-4	.750	13-0.5	17-0	15	12	0	1	28-1.1



Aaron Dotson

Guard * 6-4 * 205 * Sophomore * 1 L * Seattle, Wash. (Rainier Beach HS)

45

Top Performances

Points

Season: 17, vs. NW St., 11/12/10
 Career: 17, vs. NW St., 11/12/10

Rebounds

Season: 8, vs. Arkansas, 1/12/11
 Career: 8, vs. Arkansas, 1/12/11

Field Goals Made

Season: 5, twice
 Career: 5, twice

3 PT FG Made

Season: 4, at S. Alabama, 11/28/10
 Career: 4, at S. Alabama, 11/28/10

Free Throws Made

Season: 7, vs. NW St., 11/12/10
 Career: 7, vs. NW St., 11/12/10

Assists

Season: 4, three times
 Career: 5, vs. McNeese, 1/4/10

Blocks

Season: 2, vs. Nicholls, 11/16/10
 Career: 2, tjree to,es

Steals

Season: 2, vs. Memphis, 11/21/10
 Career: 2, vs. Memphis, 11/21/10

Minutes Played

Season: 39, at S. Alabama, 11/28/10
 Career: 39, at S. Alabama, 11/28/10

Top Career Scoring Games

1. 17 vs. Northwestern State, 11/12/10
2. 15 at S. Alabama, 11/28/10
3. 13 vs. UT-Martin, 11/18/10
4. 12 vs. Memphis, 11/21/10
5. 11 vs. Washington State, 12/22/09
6. 10 at Kentucky, 1/15/11
6. 10 vs. McNeese, 1/4/10
6. 10 vs. Rice, 12/19/09
9. 9 vs. Coastal Carolina, 12/13/10
9. 9 vs. C. Michigan, 12/11/10

Sophomore Season (2010-11)

Had a career high of 17 points in the season opener against NW St. (11/12) .. Hit two treys for second straight game against Centenary (11/24), 4-of-last-5 from arc ... In six games has made more threes (8) than last year (7) ... Made four at South Alabama (11/28) ... Career high of 8 rebounds against Arkansas (1/12) ... First double figure game since Nov. 28 with 10 at Kentucky (1/15)

Dotson's Game-by-Game Statistics

2010-11

OPPONENT	MIN	FG	3FG	FT	REB	PF/D	A	TO	BLK	STL	PTS
Northwestern State	27	5-5	0-0	7-8	3	4-0	0	1	1	2	17
Nicholls	21	1-2	0-0	2-2	2	3-0	0	2	0	0	5
Tennessee-Martin	19	4-8	0-1	5-6	6	3-0	2	3	0	0	13
Memphis (Tupelo)	37	3-7	2-2	4-7	4	2-0	4	4	0	2	12
Centenary	20	3-5	2-3	0-0	1	1-0	4	1	0	0	8
at South Alabama	39	5-9	4-5	1-2	3	5-1	4	1	0	0	15
Houston	31	3-6	2-2	0-0	3	3-0	2	0	1	0	8
Central Michigan	34	2-4	0-1	5-6	0	3-0	2	2	0	1	9
Coastal Carolina	37	2-8	1-3	4-6	5	2-0	3	5	1	0	9
McNeese State	31	1-7	0-3	5-5	3	2-0	3	1	1	0	7
Wichita St. (Bossier)	25	1-3	0-0	0-0	2	4-0	2	0	0	0	2
North Texas	25	0-3	0-1	0-2	1	2-0	1	0	0	0	0
Southern	20	1-3	0-0	4-4	4	2-0	3	0	0	1	6
at Rice	18	1-2	0-0	0-1	1	5-1	0	2	0	0	2
at Virginia	27	1-7	1-2	4-4	4	3-0	1	1	1	0	7
at Auburn	23	1-5	0-1	0-1	4	2-0	0	3	0	2	2
Arkansas	27	0-2	0-2	3-4	8	0-0	1	4	0	0	3
at Kentucky	35	2-6	0-3	6-9	4	3-0	0	2	0	2	10
Ole Miss											
at Tennessee											
at Alabama											
South Carolina											
Mississippi State											
at Ole Miss											
at Arkansas											
Alabama											
Florida											
at Miss. State											
Vanderbilt											
at Georgia											
Auburn											
SEC Tournament											

Aaron Dotson's Career Stats

YEAR	GP-GS	MIN/AVG	FG-FGA	PCT.	3FG-FGA	PCT.	FT-FTA	PCT.	REB.-AVG	PF-FO	AST	TO	BLK	STL	PTS-AVG.
09-10	29-17	539-18.6	32-109	.294	7-46	.152	23-43	.535	48-1.7	61-3	29	33	12	12	93-3.2
10-11	18-18	496-27.6	36-92	.391	12-30	.400	51-69	.739	58-3.2	50-2	33	34	7	10	135-7.5
Totals	47-35	1035-22.0	68-201	.338	19-76	.250	74-112	.661	106-2.3	111-5	62	67	19	22	229-4.9

The Last Time LSU ...

ALL GAMES

Scoring

Less Than 50 points	44 -- at Kentucky (44-82), 1/15/11
50 or more points	56 -- vs. Arkansas (56-53), 1/12/11
60 or more points	62 -- at Auburn, 1/8/11
70 or more points	78 -- vs. McNeese (78-66, ot), 12/16/10
80 or more points	80 -- at S. Alabama (80-65), 11/28/10
90 or more points	97 -- at Miss. State (97-94), 2/11/09
100 or more points	104 -- vs. Nicholls State (104-57), 11/21/05

Opponents Scoring

Less than 50 points	41 -- by Southern, (41-62), 12/27/10
50 or more points	82 -- by Kentucky (82-44), 1/15/11
60 or more points	82 -- by Kentucky (82-44), 1/15/11
70 or more points	82 -- by Kentucky (82-44), 1/15/11
80 or more points	82 -- by Kentucky (82-44), 1/15/11
90 or more points	94-- by Miss. State (94-97), 2/11/09
100 or more points	101 -- by Ohio State (101-113), 1-15-05

Field Goal Percentage

Shot 29 percent or less	26.2 -- at Kentucky (17-65), 1/15/11
Shot 30 percent or more	39.6 -- vs. Arkansas (19-48), 1/12/11
Shot 40 percent or more	42.9 -- at Auburn (24-56), 1/8/11
Shot 50 percent or more	50.0 -- vs. Houston (26-52), 11/30/10
Shot 60 percent or more	60.0 -- vs. NW State (24-40), 11/12/10
Shot 70 percent or more	70.3 -- vs. Centenary (45-64), 1-15-03

Opponents Field Goal Percentage

Shot 29 percent or less	28.3 -- by Centenary (13-46), 11/24/10
Shot 30 percent or more	41.4 -- by Kentucky (29-70), 1/15/11
Shot 40 percent or more	41.4 -- by Kentucky (29-70), 1/15/11
Shot 50 percent or more	52.6 -- by Rice (20-38), 12/29/10
Shot 60 percent or more	61.0 -- by Arizona State (25-41), 11/27/09

Three-Point FG Percentage

Shot less than 10 pct	7.7 -- vs. Arkansas (1-13), 1/12/11
Shot 10 percent or more	12.5 -- at Kentucky (3-24), 1/15/11
Shot 20 percent or more	26.3 -- at Auburn (5-19), 1/8/11
Shot 30 percent or more	42.9 -- at Rice (12-28), 12/29/10
Shot 40 percent or more	42.9 -- at Rice (12-28), 12/29/10
Shot 50 percent or more	70.6 -- at S. Alabama (12-17), 11/28/10
Shot 60 percent or more	70.6 -- at S. Alabama (12-17), 11/28/10

Opponents Three-Point FG Percentage

Shot less than 10 pct	7.1 -- by Georgia (1-14), 1/25/06
Shot 10 percent or more	50.0 -- by Kentucky (10-20), 1/12/11
Shot 20 percent or more	50.0 -- by Kentucky (10-20), 1/12/11
Shot 30 percent or more	50.0 -- by Kentucky (10-20), 1/15/11
Shot 40 percent or more	50.0 -- by Kentucky (10-20), 1/15/11
Shot 50 percent or more	50.0 -- by Kentucky (10-20), 1/15/11
Shot 60 percent or more	60.0 -- by McNeese State (9-15), 12/22/08

Free Throw Percentage

Shot less than 50 pct	46.7 -- at Ole Miss (7-15), 1/12/08
Shot 50 percent or more	58.3 -- at Kentucky (7-12), 1/15/11
Shot 60 percent or more	64.7 -- at Virginia (11-17), 1/2/11
Shot 70 percent or more	74.2 -- vs. Wichita State (23-31), 12/18/10
Shot 80 percent or more	90.0 -- vs. Georgia (9-10), 3/6/10
Shot 90 percent or more	90.0 -- vs. Georgia (9-10), 3/6/10
Shot 100 percent	100.0 -- vs. Grambling State (4-4), 12/13/08

Rebounds

Less than 29 rebounds	29 -- at Arkansas, 2/10/10
Had 30 or more rebounds	42 -- at Kentucky, 1/15/11
Had 40 or more rebounds	42 -- at Kentucky, 1/15/11
Had 50 or more rebounds	52 -- vs. UT-Martin, 11/18/10
Had 60 or more rebounds	60 -- vs. Troy State, 12-22-98

Opponent Rebounds

Less than 20 rebounds	17 -- vs. Nicholls State, 12/17/08
Had 20 or more rebounds	50 -- by Kentucky, 1/15/11
Had 30 or more rebounds	50 -- by Kentucky, 1/15/11
Had 40 or more rebounds	50 -- by Kentucky, 1/15/11
Had 50 or more rebounds	50 -- by Kentucky, 1/15/11

Assists

Less than 5 assists	4 -- vs. Alabama, 1-27-10
5 assists or more	8 -- at Kentucky, 1/15/11
10 assists or more	14 -- vs. Arkansas, 1/12/11
15 assists or more	16 -- vs. Southern, 12/27/10
20 assists or more	22 -- vs. McNeese, 1/4/10
25 assists or more	26 -- vs. Troy, 11/30/08
30 or more assists	33 -- vs. Georgia State, 12-28-94

Opponent Assists

Less than 5 assists	2 -- by Southern, 12/27/10
5 assists or more	13 -- by Kentucky, 1/15/11
10 assists or more	13 -- by Kentucky, 1/15/11
15 assists or more	17 -- by Ole Miss, 3/4/10
20 assists or more	21 -- by Vanderbilt, 1/19/08
25 assists or more	28 -- by Fresno State, 11/26/99
30 assists or more	33 -- by Kentucky, 1-16-96

Blocks

0 blocks	0 -- at Rice, 12/29/10
1 or more blocks	5 -- at Kentucky, 1/15/11
5 or more blocks	5 -- at Kentucky, 1/15/11
10 or more blocks	11 -- vs. Ole Miss, 2/14/09
15 or more blocks	16 -- vs. Alcorn State, 11/20/08

Opponent Blocks

0 blocks	0 -- by Western Kentucky, 11/17/09
1 or more blocks	3 -- by Kentucky, 1/15/11
5 or more blocks	6 -- by Kentucky, 1/15/11
10 or more blocks	11 -- by UConn, 1/6/07

Steals

0 steals	0 -- vs. Georgia Tech, 3-17-90
1 or more steals	3 -- at Kentucky, 1/15/11
5 or more steals	6 -- vs. Arkansas, 1/12/11
10 or more steals	10 -- vs. Houston, 11/30/10
15 or more steals	22 -- vs. Arkansas, 2-17-01

Opponent Steals

0 steals	0 -- by Washington State, 12/27/08
1 or more steals	10 -- by Kentucky, 1/15/11
5 or more steals	10 -- by Kentucky, 1/15/11
10 or more steals	10 -- by Kentucky, 1/15/11
15 or more steals	16 -- by Miami (Fla.), 12-27-01

The Last Time An LSU Player...

ALL GAMES

Scored 20 or more points	21	Ralston Turner, vs. Wichita State, 12/18/10
Scored 25 or more points.....	26	Bo Spencer, at Auburn, 2/27/10
Scored 30 or more points	38	Tasmin Mitchell, vs. Auburn, 1/20/10
Scored 35 or more points.....	38	Tasmin Mitchell, vs. Auburn, 1/20/10
Scored 40 or more points	41	Tasmin Mitchell, at Miss State, 2/11/09
Scored 45 or more points	46	Chris Jackson, vs. Vanderbilt, 2-18-90
Scored 50 or more points	51	Chris Jackson, vs. Texas, 1-2-90
Scored 55 or more points	55	Chris Jackson, vs. Ole Miss, 3-4-89
Scored 60 or more	64	Pete Maravich, vs. Kentucky, 2-21-70
Scored double figures in 5 straight games.....	7	Andre Stringer, 11/12/10 to 11/28/10
Scored double figures in 10 straight games	15	Tasmin Mitchell, 11/27/09 to 1/23/10
Scored double figures in 15 straight games	15	Tasmin Mitchell, 11/27/09 to 1/23/10
Scored double figures in 20 straight games.....	48	Glen Davis, 3/5/05 to 12/17/06
Scored double figures in 25 straight games.....	48	Glen Davis, 3/5/05 to 12/17/06
Scored double figures in 30 straight games.....	48	Glen Davis, 3/5/05 to 12/17/06
Scored double figures in 35 straight games.....	48	Glen Davis, 3/5/05 to 12/17/06
Scored double figures in 40 straight games	48	Glen Davis, 3/5/05 to 12/17/06
Scored double figures in 45 or more straight game	48	Glen Davis, 3/5/05 to 12/17/06
Scored 20 points or more in 2 straight games	2	Ralston Turner, 23 vs. McNeese (12/16/10); 21 vs. Wichita St. (12/18/10)
Scored 20 points or more in 3 straight games	3	Bo Spencer, 22 vs. Rice (12/19/09); 23 vs. Washington State (12/22/09); 20 at Xavier (12/29/09)
.....		
Scored 20 points or more in 4 straight games	4	Tasmin Mitchell, 26 vs. Louisiana-Lafayette (12/1/09); 24 vs. Northwestern State (12/12/09); 24 vs. Southeastern Louisiana (12/14/09); 27 vs. Nicholls State (12/17/09)
.....		
Scored 20 points or more in 5 straight games	6	Marcus Thornton, 25 at Ole Miss (1/12/08); 27 vs. Auburn (1/16/08); 27 at Vandy (1/19/08); 20 vs. Arkansas (1/26/08); 38 at Auburn (1/30/08); 22 vs. Alabama (2/2/08)
.....		
Scored 30 points or more in consecutive games.....	2	Marcus Thornton, 31 vs. Miss. State (1/21/09); 30 vs. Xavier (1/24/09)
.....		
Made 10-14 field goals in a game	10	Tasmin Mitchell, at Miss. State, 1/30/10
Made 15 or more field goals in a game.....	15	Tasmin Mitchell, vs. Auburn, 1/20/10
Attempted 15-19 field goals in a game	16	Andre Stringer, at Kentucky, 1/15/11
.....	16	Garrett Green, at Kentucky, 1/15/11
Attempted 20-24 field goals in a game	21	Tasmin Mitchell, vs. Georgia, 3/6/10
Attempted 25-29 field goals in a game	27	Marcus Thornton, at Miss. State, 3/8/08
Attempted 30 or more field goals in a game	34	Ronnie Henderson, vs. Oklahoma State, 12-20-94
Made 5 three pointers in a game	5	Ralston Turner, vs. Wichita State, 12/18/10
Made 6-9 three pointers in a game.....	6	Marcus Thornton, vs. Florida, 2/24/09
Made 10 or more three pointers in a game.....	10	Chris Jackson, vs. Tennessee, 2-10-90
Attempted 7 three pointers in a game.....	10	Andre Stringer, at Kentucky, 1/15/11
Attempted 8-10 three pointers in a game	10	Andre Stringer, at Kentucky, 1/15/11
Attempted 11 or more three pointers in a game	11	Andre Stringer, at Auburn, 1/8/11

The Last Time An LSU Player...

ALL GAMES

Had 10 or more rebounds	10	Garrett Green, vs. Arkansas, 1/12/11
Had 15 or more rebound	15	Malcolm White, vs. UT-Martin, 11/18/10
Had 20 or more rebounds	21	Jaime Lloreda, vs. McNeese State, 11-24-03
Had 10 or more rebounds in 2 straight games	2	Storm Warren, 14 vs. Nicholls, 11/16/10; 11 vs. UT-Martin, 11/18/10
Had 10 or more rebounds in 3 straight games	3	Tasmin Mitchell, 10 at Alabama, 1/27/10; 10 at Miss. State, 1/30/10; 17 vs. Tennessee, 2/4/10
.....		
Had 10 or more rebounds in 4 straight games	4	Tasmin Mitchell, 11 vs. Ole Miss, 1/23/10; 10 at Alabama, 1/27/10; 10 at Miss. State, 1/30/10; 17 vs. Tennessee, 2/4/10
.....		
Had 10 or more rebounds in 5 straight games	5	Tasmin Mitchell, 10 vs. Auburn, 1/20/10; 11 vs. Ole Miss, 1/23/10; 10 at Alabama, 1/27/10; 10 at Miss. State, 1/30/10; 17 vs. Tennessee, 2/4/10
.....		
Had 10 or more rebounds in 6 or more games.....	8	Glen Davis, 11 at Alabama, 2/4/06; 16 vs. Arkansas, 2/8/06; 15 at Florida, 2/11/06; 13 vs. Miss. State, 2/15/06; 11 at Auburn, 2/18/06; 11 at Vandy, 2/22/06; 15 vs. Kentucky, 2/25/06; 10 at S. Carolina, 2/28/06
.....		
.....		
Had 9 offensive rebounds in a game.....	9	Malcolm White, vs. UT-Martin, 11/18/10
Had 10 defensive rebounds in a game.....	12	Storm Warren, vs. Nicholls, 11/16/10
Had 5 or more assists.....	7	Andre Stringer, vs. Arkansas, 1/12/11
Had 8 or more assists.....	8	Chris Bass, at Rice, 12/29/10
Had 10 or more assists	12	Torris Bright, vs. McNeese State, 12-7-02
Had 15 or more assists	18	Randy Livingston, vs. George Mason, 12-3-94
Had 3 or more blocks in a game	3	Malcolm White, vs. Southern, 12/27/10
Had 5 or more blocks in a game	6	Chris Johnson, at Arkansas, 2/18/09
Had 8 or more blocks in a game	9	Tyrus Thomas, vs. Tennessee, 1/14/06
Had 10 or more blocks in a game.....	11	Stromile Swift, vs. Alabama, 2-10-99
Had 3 or more steals in a game.....	3	Storm Warren, vs. Southern, 12/27/10
Had 5 or more steals in a game.....	5	Chris Bass, vs. Northwestern St., 11/12/10
Had 8 or more steals in a game	8	Clarence Ceasar, vs. Auburn, 1-8-94
Had 10 or more steals in a game	10	Shawn Griggs, vs. Tennessee, 2-23-91
Had a double-double		Garrett Green, vs. Arkansas, 1/12/11
Had a double-double in 2 straight games		Tasmin Mitchell, at Miss. State, 26 pts-10 reb., 1/30/10; vs. Tennessee, 13 pts-17 reb., 2/4/10
.....		
Had a double-double in 3 or more straight games.....	3	Storm Warren, vs. Northwestern State, 21 pts-16 reb., 12/12/09; vs. Southeastern La. 14 pts-12 reb, 12/14/09; vs. Nicholls St., 13 pts-11 reb., vs. 12/17/09
.....		
Had a double-double in 4 or more straight games	4	Storm Warren, vs. UL-Lafayette, 18 pts-16 reb., 12/1/09; vs. Northwestern State, 21 pts-16 reb., 12/1/09; vs. Southeastern La. 14 pts-12 reb., 12/14/09; vs. Nicholls State, 13 pts-11 reb., 12/17/09
.....		
.....		
Had a triple-double		Shaquille O'Neal, 26 pts-13 reb-11 blks, vs. BYU, 3-19-92
Played 40 minutes in a game.....	40	Malcom White, vs. McNeese, 12/16/10
.....	41	Ralston Turner, vs. McNeese, 12/16/10
Played 41 or more in a game	41	Ralston Turner, vs. McNeese, 12/16/10
Played 50 or more minutes in a game	54	Maurice Carter, vs. Alabama, 2-10-99

THE STAT CREW SYSTEM
LSU Season Schedule/Results & Leaders (as of Jan 15, 2011)
All games

RECORD:	OVERALL	HOME	AWAY	NEUTRAL
ALL GAMES	10-8	8-3	2-3	0-2
CONFERENCE	2-1	1-0	1-1	0-0
NON-CONFERENCE	8-7	7-3	1-2	0-2

Date	Opponent	Score	Att.	High Points	High Rebounds
11/12/10	NORTHWESTERN STATE	W 87-78	7842	(21)STRINGER, Andre (21)TURNER, Ralston	(6)GREEN, Garrett
11/16/10	NICHOLLS STATE	53-62 L	6913	(14)DERENBECKER, Matt (14)STRINGER, Andre	(14)WARREN, Storm
11/18/10	TENNESSEE-MARTIN	W 79-56	6607	(15)STRINGER, Andre	(15)WHITE, Malcolm
11/21/10	vs Memphis	61-70 L	7941	(13)STRINGER, Andre	(8)LUDWIG, Eddie
11/24/10	CENTENARY	W 78-36	6742	(16)STRINGER, Andre	(9)GREEN, Garrett
11/28/10	at South Alabama	W 80-65	3653	(21)STRINGER, Andre	(5)GREEN, Garrett
11/30/10	HOUSTON	W 73-57	6688	(15)TURNER, Ralston	(11)WARREN, Storm
12/11/10	CENTRAL MICHIGAN	W 59-55	6898	(12)WHITE, Malcolm	(7)TURNER, Ralston
12/13/10	COASTAL CAROLINA	69-78 Lot	6425	(16)STRINGER, Andre	(6)TURNER, Ralston
12/16/10	MCNEESE STATE	Wot 78-66	6445	(23)TURNER, Ralston	(9)WHITE, Malcolm
12/18/10	vs Wichita State	69-70 L	2165	(21)TURNER, Ralston	(13)GREEN, Garrett
12/22/10	NORTH TEXAS	55-75 L	7017	(12)WHITE, Malcolm	(9)WARREN, Storm
12/27/10	SOUTHERN	W 62-41	6739	(16)WHITE, Malcolm	(11)WHITE, Malcolm
12/29/10	at Rice	68-74 L	3358	(19)STRINGER, Andre	(9)WARREN, Storm
01/02/11	at Virginia	50-64 L	10049	(12)GREEN, Garrett	(6)WHITE, Malcolm
01/08/11	*at Auburn	W 62-55	6873	(18)GREEN, Garrett	(8)DERENBECKER, Matt
01/12/11	*ARKANSAS	W 56-53	7023	(13)WHITE, Malcolm	(10)GREEN, Garrett
1/15/11	*at Kentucky	44-82 L	24330	(13)GREEN, Garrett	(9)GREEN, Garrett

* - Conference game

Attendance Summary	Games	Attend	Avg/Game
Home	11	75339	6849
Away	5	48263	9653
Neutral	2	10106	5053
Total	18	133708	7428

THE STAT CREW SYSTEM
LSU Combined Team Statistics (as of Jan 15, 2011)
All games

RECORD:	OVERALL	HOME	AWAY	NEUTRAL
ALL GAMES	10-8	8-3	2-3	0-2
CONFERENCE	2-1	1-0	1-1	0-0
NON-CONFERENCE	8-7	7-3	1-2	0-2

##	Player	gp-gs	Total		3-Point		F-Throw		Rebounds		PF		DQ		A		T		pts	avg		
			min	avg	fg-fga	fg%	3fg-fga	3fg%	ft-fa	ft%	off	def	tot	avg	pf	dq	a	to			blk	stl
22	TURNER, Ralston	15-15	462	30.8	67-170	.394	34-98	.347	37-54	.685	9	38	47	3.1	36	1	23	34	3	10	205	13.7
10	STRINGER, Andre	18-16	532	29.6	64-185	.346	36-112	.321	70-92	.761	7	38	45	2.5	37	1	52	45	4	21	234	13.0
05	WHITE, Malcolm	18-17	433	24.1	57-118	.483	0-0	.000	38-64	.594	40	58	98	5.4	55	3	6	29	23	4	152	8.4
45	DOTSON, Aaron	18-18	496	27.6	36-92	.391	12-30	.400	51-69	.739	18	40	58	3.2	50	2	33	34	7	10	135	7.5
03	GREEN, Garrett	18-2	306	17.0	52-114	.456	4-12	.333	16-39	.410	34	66	100	5.6	43	1	5	22	10	13	124	6.9
24	WARREN, Storm	17-13	365	21.5	52-109	.477	0-0	.000	9-21	.429	44	63	107	6.3	40	1	8	23	20	23	113	6.6
21	DERENBECKER, Matt	18-3	338	18.8	38-96	.396	15-53	.283	11-17	.647	6	31	37	2.1	28	0	23	15	1	8	102	5.7
13	LUDWIG, Eddie	18-4	268	14.9	15-39	.385	1-3	.333	30-38	.789	20	34	54	3.0	30	2	12	16	0	13	61	3.4
04	BASS, Chris	18-2	322	17.9	13-38	.342	1-3	.333	9-18	.500	8	34	42	2.3	18	0	51	30	1	12	36	2.0
14	COURTNEY, Jalen	12-0	54	4.5	3-9	.333	1-3	.333	4-6	.667	2	6	8	0.7	5	0	0	2	0	0	11	0.9
25	POPULIST, Daron	9-0	46	5.1	3-9	.333	2-5	.400	0-0	.000	0	5	5	0.6	10	0	6	3	0	0	8	0.9
15	HARRIS, Dennis	4-0	28	7.0	1-4	.250	0-0	.000	0-0	.000	1	4	5	1.3	5	0	0	2	2	2	2	0.5
Team											46	31	77				6					
Total.....		18	3650		401-983	.408	106-319	.332	275-418	.658	235	448	683	37.9	357	11	219	261	71	116	1183	65.7
Opponents.....		18	3650		388-1005	.386	91-305	.298	270-394	.685	231	416	647	35.9	362	8	137	241	71	142	1137	63.2

TEAM STATISTICS	LSU	OPP	Date	Opponent	Score	Att.
SCORING	1183	1137	11/12/10	NORTHWESTERN STATE	w 87-78	7842
Points per game	65.7	63.2	11/16/10	NICHOLLS STATE	L 53-62	6913
Scoring margin	+2.6	-	11/18/10	TENNESSEE-MARTIN	w 79-56	6607
FIELD GOALS-ATT	401-983	388-1005	11/21/10	vs Memphis	L 61-70	7941
Field goal pct	.408	.386	11/24/10	CENTENARY	w 78-36	6742
3 POINT FG-ATT	106-319	91-305	11/28/10	at South Alabama	w 80-65	3653
3-point FG pct	.332	.298	11/30/10	HOUSTON	w 73-57	6688
3-pt FG made per game	5.9	5.1	12/11/10	CENTRAL MICHIGAN	w 59-55	6898
FREE THROWS-ATT	275-418	270-394	12/13/10	COASTAL CAROLINA	Lot 69-78	6425
Free throw pct	.658	.685	12/16/10	MCNEESE STATE	Wot 78-66	6445
F-Throws made per game	15.3	15.0	12/18/10	vs Wichita State	L 69-70	2165
REBOUNDS	683	647	12/22/10	NORTH TEXAS	L 55-75	7017
Rebounds per game	37.9	35.9	12/27/10	SOUTHERN	w 62-41	6739
Rebounding margin	+2.0	-	12/29/10	at Rice	L 68-74	3358
ASSISTS	219	137	01/02/11	at Virginia	L 50-64	10049
Assists per game	12.2	7.6	* 01/08/11	at Auburn	w 62-55	6873
TURNOVERS	261	241	* 01/12/11	ARKANSAS	w 56-53	7023
Turnovers per game	14.5	13.4	* 1/15/11	at Kentucky	L 44-82	24330
Turnover margin	-1.1	-				
Assist/turnover ratio	0.8	0.6				
STEALS	116	142				
Steals per game	6.4	7.9				
BLOCKS	71	71				
Blocks per game	3.9	3.9				
ATTENDANCE	75339	58369				
Home games-Avg/Game	11-6849	5-9653				
Neutral site-Avg/Game	-	2-5053				

* - Conference game

Score by Periods	1st	2nd	OT	Totals
LSU	557	603	23	1183
Opponents	484	633	20	1137

THE STAT CREW SYSTEM
LSU Combined Team Statistics (as of Jan 15, 2011)
Conference games

RECORD:	OVERALL	HOME	AWAY	NEUTRAL
ALL GAMES	2-1	1-0	1-1	0-0
CONFERENCE	2-1	1-0	1-1	0-0
NON-CONFERENCE	0-0	0-0	0-0	0-0

#	Player	gp-gs	min	avg	Total		3-Point		F-Throw		Rebounds				pf	dq	a	to	blk	stl	pts	avg		
					fg-fga	fg%	3fg-fga	3fg%	ft-fta	ft%	off	def	tot	avg										
03	GREEN, Garrett	3-0	88	29.3	18-37	.486	2-7	.286	3-9	.333	9	15	24	8.0	10	0	2	6	3	2	41	13.7		
21	DERENBECKER, Matt	3-3	103	34.3	13-30	.433	3-16	.188	2-4	.500	2	14	16	5.3	5	0	8	5	0	3	31	10.3		
10	STRINGER, Andre	3-3	102	34.0	8-37	.216	3-26	.115	7-12	.583	2	8	10	3.3	2	0	11	7	0	4	26	8.7		
05	WHITE, Malcolm	3-3	61	20.3	8-20	.400	0-0	.000	4-6	.667	4	11	15	5.0	13	1	2	7	4	0	20	6.7		
13	LUDWIG, Eddie	3-3	53	17.7	5-11	.455	1-1	1.000	5-7	.714	3	6	9	3.0	5	0	2	3	0	2	16	5.3		
45	DOTSON, Aaron	3-3	85	28.3	3-13	.231	0-6	.000	9-14	.643	5	11	16	5.3	5	0	1	9	0	4	15	5.0		
24	WARREN, Storm	3-0	31	10.3	4-11	.364	0-0	.000	0-4	.000	8	4	12	4.0	0	0	0	2	5	3	8	2.7		
04	BASS, Chris	3-0	69	23.0	1-9	.111	0-0	.000	3-3	1.000	2	8	10	3.3	4	0	10	7	0	0	5	1.7		
14	COURTNEY, Jalen	1-0	8	8.0	0-1	.000	0-0	.000	0-0	.000	0	2	2	2.0	0	0	0	1	0	0	0	0.0		
Team											10	5	15											
Total.....		3	600		60-169	.355	9-56	.161	33-59	.559	45	84	129	43.0	44	1	36	47	12	18	162	54.0		
Opponents.....		3	600		67-188	.356	20-64	.313	36-49	.735	39	78	117	39.0	58	3	35	31	13	27	190	63.3		

TEAM STATISTICS	LSU	OPP	Date	Opponent	Score	Att.
SCORING	162	190	* 01/08/11	at Auburn	w 62-55	6873
Points per game	54.0	63.3	* 01/12/11	ARKANSAS	w 56-53	7023
Scoring margin	-9.3	-	* 1/15/11	at Kentucky	L 44-82	24330
FIELD GOALS-ATT	60-169	67-188	* - Conference game			
Field goal pct	.355	.356				
3 POINT FG-ATT	9-56	20-64				
3-point FG pct	.161	.313				
3-pt FG made per game	3.0	6.7				
FREE THROWS-ATT	33-59	36-49				
Free throw pct	.559	.735				
F-Throws made per game	11.0	12.0				
REBOUNDS	129	117				
Rebounds per game	43.0	39.0				
Rebounding margin	+4.0	-				
ASSISTS	36	35				
Assists per game	12.0	11.7				
TURNOVERS	47	31				
Turnovers per game	15.7	10.3				
Turnover margin	-5.3	-				
Assist/turnover ratio	0.8	1.1				
STEALS	18	27				
Steals per game	6.0	9.0				
BLOCKS	12	13				
Blocks per game	4.0	4.3				
ATTENDANCE	7023	31203				
Home games-Avg/Game	1-7023	2-15602				
Neutral site-Avg/Game	-	0-0				

Score by Periods	1st	2nd	Totals
LSU	82	80	162
Opponents	71	119	190

THE STAT CREW SYSTEM
LSU Category Leaders (as of Jan 15, 2011)
All games

<u>Points</u>	<u>G</u>	<u>Pts</u>	<u>Pts/G</u>	<u>Scoring Average</u>	<u>G</u>	<u>Pts</u>	<u>Avg/G</u>
STRINGER, Andre	18	234	13.0	TURNER, Ralston	15	205	13.7
TURNER, Ralston	15	205	13.7	STRINGER, Andre	18	234	13.0
WHITE, Malcolm	18	152	8.4	WHITE, Malcolm	18	152	8.4
DOTSON, Aaron	18	135	7.5	DOTSON, Aaron	18	135	7.5
GREEN, Garrett	18	124	6.9	GREEN, Garrett	18	124	6.9
WARREN, Storm	17	113	6.6	WARREN, Storm	17	113	6.6
DERENBECKER, Matt	18	102	5.7	DERENBECKER, Matt	18	102	5.7
LUDWIG, Eddie	18	61	3.4	LUDWIG, Eddie	18	61	3.4
BASS, Chris	18	36	2.0	BASS, Chris	18	36	2.0
COURTNEY, Jalen	12	11	0.9	COURTNEY, Jalen	12	11	0.9
POPULIST, Daron	9	8	0.9	POPULIST, Daron	9	8	0.9
HARRIS, Dennis	4	2	0.5	HARRIS, Dennis	4	2	0.5

<u>FG Percentage</u>	<u>FG</u>	<u>Att</u>	<u>Pct</u>	<u>Field Goal Attempts</u>	<u>G</u>	<u>Att</u>	<u>Att/G</u>
WHITE, Malcolm	57	118	.483	STRINGER, Andre	18	185	10.3
WARREN, Storm	52	109	.477	TURNER, Ralston	15	170	11.3
GREEN, Garrett	52	114	.456	WHITE, Malcolm	18	118	6.6
DERENBECKER, Matt	38	96	.396	GREEN, Garrett	18	114	6.3
TURNER, Ralston	67	170	.394	WARREN, Storm	17	109	6.4
DOTSON, Aaron	36	92	.391				
LUDWIG, Eddie	15	39	.385				
STRINGER, Andre	64	185	.346				
BASS, Chris	13	38	.342				
POPULIST, Daron	3	9	.333				
COURTNEY, Jalen	3	9	.333				
HARRIS, Dennis	1	4	.250				

				<u>Field Goals Made</u>	<u>G</u>	<u>Made</u>	<u>Made/G</u>
				TURNER, Ralston	15	67	4.5
				STRINGER, Andre	18	64	3.6
				WHITE, Malcolm	18	57	3.2
				WARREN, Storm	17	52	3.1
				GREEN, Garrett	18	52	2.9

<u>3-Point Percentage</u>	<u>3FG</u>	<u>Att</u>	<u>Pct</u>	<u>3-Point FG Attempts</u>	<u>G</u>	<u>Att</u>	<u>Att/G</u>
DOTSON, Aaron	12	30	.400	STRINGER, Andre	18	112	6.2
POPULIST, Daron	2	5	.400	TURNER, Ralston	15	98	6.5
TURNER, Ralston	34	98	.347	DERENBECKER, Matt	18	53	2.9
GREEN, Garrett	4	12	.333	DOTSON, Aaron	18	30	1.7
LUDWIG, Eddie	1	3	.333	GREEN, Garrett	18	12	0.7
COURTNEY, Jalen	1	3	.333				
BASS, Chris	1	3	.333				
STRINGER, Andre	36	112	.321				
DERENBECKER, Matt	15	53	.283				

				<u>3-Point FG Made</u>	<u>G</u>	<u>Made</u>	<u>Made/G</u>
				STRINGER, Andre	18	36	2.0
				TURNER, Ralston	15	34	2.3
				DERENBECKER, Matt	18	15	0.8
				DOTSON, Aaron	18	12	0.7
				GREEN, Garrett	18	4	0.2

<u>Free Throw Percent</u>	<u>FG</u>	<u>Att</u>	<u>Pct</u>	<u>Free Throw Attempts</u>	<u>G</u>	<u>Att</u>	<u>Att/G</u>
LUDWIG, Eddie	30	38	.789	STRINGER, Andre	18	92	5.1
STRINGER, Andre	70	92	.761	DOTSON, Aaron	18	69	3.8
DOTSON, Aaron	51	69	.739	WHITE, Malcolm	18	64	3.6
TURNER, Ralston	37	54	.685	TURNER, Ralston	15	54	3.6
COURTNEY, Jalen	4	6	.667	GREEN, Garrett	18	39	2.2
DERENBECKER, Matt	11	17	.647				
WHITE, Malcolm	38	64	.594				
BASS, Chris	9	18	.500				
WARREN, Storm	9	21	.429				
GREEN, Garrett	16	39	.410				

				<u>Free Throws Made</u>	<u>G</u>	<u>Made</u>	<u>Made/G</u>
				STRINGER, Andre	18	70	3.9
				DOTSON, Aaron	18	51	2.8
				WHITE, Malcolm	18	38	2.1
				TURNER, Ralston	15	37	2.5
				LUDWIG, Eddie	18	30	1.7

THE STAT CREW SYSTEM
LSU Category Leaders (as of Jan 15, 2011)
All games

<u>Rebounds</u>	<u>G</u>	<u>Reb</u>	<u>Reb/G</u>	<u>Assists</u>	<u>G</u>	<u>No.</u>	<u>Ast/G</u>
WARREN, Storm	17	107	6.3	STRINGER, Andre	18	52	2.9
GREEN, Garrett	18	100	5.6	BASS, Chris	18	51	2.8
WHITE, Malcolm	18	98	5.4	DOTSON, Aaron	18	33	1.8
DOTSON, Aaron	18	58	3.2	TURNER, Ralston	15	23	1.5
LUDWIG, Eddie	18	54	3.0	DERENBECKER, Matt	18	23	1.3

<u>Rebound Average</u>	<u>G</u>	<u>Reb</u>	<u>Avg/G</u>	<u>Steals</u>	<u>G</u>	<u>No.</u>	<u>Stl/G</u>
WARREN, Storm	17	107	6.3	WARREN, Storm	17	23	1.4
GREEN, Garrett	18	100	5.6	STRINGER, Andre	18	21	1.2
WHITE, Malcolm	18	98	5.4	LUDWIG, Eddie	18	13	0.7
DOTSON, Aaron	18	58	3.2	GREEN, Garrett	18	13	0.7
TURNER, Ralston	15	47	3.1	BASS, Chris	18	12	0.7

<u>Offensive Rebounds</u>	<u>G</u>	<u>No.</u>	<u>Avg/G</u>	<u>Blocked Shots</u>	<u>G</u>	<u>No.</u>	<u>Blk/G</u>
WARREN, Storm	17	44	2.6	WHITE, Malcolm	18	23	1.3
WHITE, Malcolm	18	40	2.2	WARREN, Storm	17	20	1.2
GREEN, Garrett	18	34	1.9	GREEN, Garrett	18	10	0.6
LUDWIG, Eddie	18	20	1.1	DOTSON, Aaron	18	7	0.4
DOTSON, Aaron	18	18	1.0	STRINGER, Andre	18	4	0.2

<u>Defensive Rebounds</u>	<u>G</u>	<u>No.</u>	<u>Avg/G</u>	<u>Minutes</u>	<u>G</u>	<u>No.</u>	<u>Min/G</u>
GREEN, Garrett	18	66	3.7	STRINGER, Andre	18	532	29.6
WARREN, Storm	17	63	3.7	DOTSON, Aaron	18	496	27.6
WHITE, Malcolm	18	58	3.2	TURNER, Ralston	15	462	30.8
DOTSON, Aaron	18	40	2.2	WHITE, Malcolm	18	433	24.1
TURNER, Ralston	15	38	2.5	WARREN, Storm	17	365	21.5
STRINGER, Andre	18	38	2.1				

<u>Fouls</u>	<u>G</u>	<u>No.</u>	<u>Per/G</u>	<u>Turnovers</u>	<u>G</u>	<u>No.</u>	<u>TO/G</u>
WHITE, Malcolm	18	55	3.1	STRINGER, Andre	18	45	2.5
DOTSON, Aaron	18	50	2.8	DOTSON, Aaron	18	34	1.9
GREEN, Garrett	18	43	2.4	TURNER, Ralston	15	34	2.3
WARREN, Storm	17	40	2.4	BASS, Chris	18	30	1.7
STRINGER, Andre	18	37	2.1	WHITE, Malcolm	18	29	1.6

<u>Foulouts</u>	<u>G</u>	<u>No.</u>
WHITE, Malcolm	18	3
DOTSON, Aaron	18	2
LUDWIG, Eddie	18	2
WARREN, Storm	17	1
STRINGER, Andre	18	1
GREEN, Garrett	18	1
TURNER, Ralston	15	1

THE STAT CREW SYSTEM
LSU Team Game-by-Game (as of Jan 15, 2011)
All games

TEAM STATISTICS

Opponent	Date	Score		Total		3-Pointers		Free throws		Rebounds				pf	a	t/o	blk	stl	pts	avg
				fg-fga	pct	3fg-fga	pct	ft-fta	pct	off	def	tot	avg							
NORTHWESTERN STATE	11/12/10	87-78	W	24-40	.600	7-15	.467	32-46	.696	9	24	33	33.0	30	13	25	4	13	87	87.0
NICHOLLS STATE	11/16/10	53-62	L	16-43	.372	6-18	.333	15-21	.714	7	30	37	35.0	22	8	18	4	3	53	70.0
TENNESSEE-MARTIN	11/18/10	79-56	W	27-62	.435	3-15	.200	22-29	.759	22	30	52	40.7	20	11	15	5	7	79	73.0
vs Memphis	11/21/10	61-70	L	18-52	.346	5-15	.333	20-29	.690	9	26	35	39.2	27	13	13	4	7	61	70.0
CENTENARY	11/24/10	78-36	W	29-61	.475	10-24	.417	10-17	.588	17	26	43	40.0	12	17	9	4	7	78	71.6
at South Alabama	11/28/10	80-65	W	25-47	.532	12-17	.706	18-28	.643	9	29	38	39.7	24	14	14	3	5	80	73.0
HOUSTON	11/30/10	73-57	W	26-52	.500	5-14	.357	16-21	.762	14	21	35	39.0	16	14	17	5	10	73	73.0
CENTRAL MICHIGAN	12/11/10	59-55	W	20-42	.476	3-7	.429	16-22	.727	7	23	30	37.9	17	12	17	4	8	59	71.2
COASTAL CAROLINA	12/13/10	69-78	Lot	26-64	.406	7-22	.318	10-17	.588	14	21	35	37.6	23	13	16	4	5	69	71.0
MCNEESE STATE	12/16/10	78-66	Wot	25-57	.439	6-20	.300	22-31	.710	14	26	40	37.8	16	16	13	7	3	78	71.7
vs Wichita State	12/18/10	69-70	L	19-56	.339	8-21	.381	23-31	.742	14	22	36	37.6	22	6	11	2	6	69	71.5
NORTH TEXAS	12/22/10	55-75	L	23-63	.365	3-13	.231	6-12	.500	14	18	32	37.2	19	9	12	4	4	55	70.1
SOUTHERN	12/27/10	62-41	W	23-62	.371	7-21	.333	9-14	.643	13	32	45	37.8	13	16	11	6	8	62	69.5
at Rice	12/29/10	68-74	L	22-62	.355	12-28	.429	12-24	.500	15	16	31	37.3	37	14	11	0	9	68	69.4
at Virginia	01/02/11	50-64	L	18-51	.353	3-13	.231	11-17	.647	12	20	32	36.9	15	7	12	3	3	50	68.1
at Auburn	01/08/11	62-55	W	24-56	.429	5-19	.263	9-16	.563	16	25	41	37.2	13	14	18	4	9	62	67.7
ARKANSAS	01/12/11	56-53	W	19-48	.396	1-13	.077	17-31	.548	12	34	46	37.7	14	14	14	3	6	56	67.0
at Kentucky	1/15/11	44-82	L	17-65	.262	3-24	.125	7-12	.583	17	25	42	37.9	17	8	15	5	3	44	65.7
LSU		1183		401-983	.408	106-319	.332	275-418	.658	235	448	683	37.9	357	219	261	71	116	1183	65.7
Opponents		1137		388-1005	.386	91-305	.298	270-394	.685	231	416	647	35.9	362	137	241	71	142	1137	63.2

Games played: 18
Points/game: 65.7
FG Pct: 40.8
3FG Pct: 33.2
FT Pct: 65.8

Rebounds/game: 37.9
Assists/game: 12.2
Turnovers/game: 14.5
Assist/turnover ratio: 0.8
Steals/game: 6.4
Blocks/game: 3.9

THE STAT CREW SYSTEM
LSU Opponent Game-by-Game (as of Jan 15, 2011)
All games

OPPONENT STATISTICS

Opponent	Date	Score		Total		3-Pointers		Free throws		Rebounds				pf	a	t/o	blk	stl	pts	avg
				fg-fga	pct	3fg-fga	pct	ft-fta	pct	off	def	tot	avg							
NORTHWESTERN STATE	11/12/10	87-78	W	29-70	.414	7-26	.269	13-27	.481	24	12	36	36.0	32	8	17	3	14	78	78.0
NICHOLLS STATE	11/16/10	53-62	L	19-53	.358	6-19	.316	18-27	.667	10	23	33	34.5	19	7	8	2	12	62	70.0
TENNESSEE-MARTIN	11/18/10	79-56	W	19-60	.317	4-18	.222	14-22	.636	16	16	32	33.7	23	4	14	2	8	56	65.3
vs Memphis	11/21/10	61-70	L	23-49	.469	7-19	.368	17-28	.607	6	27	33	33.5	27	9	16	5	7	70	66.5
CENTENARY	11/24/10	78-36	W	13-46	.283	4-15	.267	6-10	.600	7	19	26	32.0	16	7	15	4	5	36	60.4
at South Alabama	11/28/10	80-65	W	18-54	.333	6-16	.375	23-31	.742	12	17	29	31.5	24	10	9	7	4	65	61.2
HOUSTON	11/30/10	73-57	W	23-58	.397	6-16	.375	5-12	.417	18	14	32	31.6	20	6	19	3	6	57	60.6
CENTRAL MICHIGAN	12/11/10	59-55	W	17-48	.354	3-10	.300	18-23	.783	11	18	29	31.3	18	2	16	2	9	55	59.9
COASTAL CAROLINA	12/13/10	69-78	Lot	27-60	.450	5-14	.357	19-26	.731	16	29	45	32.8	18	7	16	5	8	78	61.9
MCNEESE STATE	12/16/10	78-66	Wot	25-65	.385	6-23	.261	10-15	.667	16	23	39	33.4	20	9	12	6	11	66	62.3
vs Wichita State	12/18/10	69-70	L	21-52	.404	5-17	.294	23-30	.767	15	26	41	34.1	24	4	15	3	4	70	63.0
NORTH TEXAS	12/22/10	55-75	L	29-56	.518	3-9	.333	14-15	.933	10	31	41	34.7	14	7	13	3	8	75	64.0
SOUTHERN	12/27/10	62-41	W	17-56	.304	1-10	.100	6-11	.545	10	29	39	35.0	14	2	15	4	8	41	62.2
at Rice	12/29/10	68-74	L	20-38	.526	2-10	.200	32-47	.681	8	31	39	35.3	20	10	14	3	5	74	63.1
at Virginia	01/02/11	50-64	L	21-52	.404	6-19	.316	16-21	.762	13	23	36	35.3	15	10	11	6	6	64	63.1
at Auburn	01/08/11	62-55	W	19-61	.311	8-24	.333	9-15	.600	17	18	35	35.3	20	13	14	4	10	55	62.6
ARKANSAS	01/12/11	56-53	W	19-57	.333	2-20	.100	13-16	.813	6	26	32	35.1	25	9	10	3	7	53	62.1
at Kentucky	1/15/11	44-82	L	29-70	.414	10-20	.500	14-18	.778	16	34	50	35.9	13	13	7	6	10	82	63.2
Opponents		1137		388-1005	.386	91-305	.298	270-394	.685	231	416	647	35.9	362	137	241	71	142	1137	63.2
LSU		1183		401-983	.408	106-319	.332	275-418	.658	235	448	683	37.9	357	219	261	71	116	1183	65.7

Games played: 18
Points/game: 63.2
FG Pct: 38.6
3FG Pct: 29.8
FT Pct: 68.5

Rebounds/game: 35.9
Assists/game: 7.6
Turnovers/game: 13.4
Assist/turnover ratio: 0.6
Steals/game: 7.9
Blocks/game: 3.9

THE STAT CREW SYSTEM
LSU Points-Rebounds-Assists (as of Jan 15, 2011)
All games

Opponent	Date	Score		03	04	05	10	13	14	21
				GREEN,GARR	BASS,CHRIS	WHITE,MALC	STRINGER,A	LUDWIG,EDD	COURTNEY,J	DERENBECKE
NORTHWESTERN STATE	11/12/10	87-78	w	2-6-0	4-2-2	12-4-0	21-3-5	4-3-0	2-0-0	0-0-0
NICHOLLS STATE	11/16/10	53-62	L	0-4-1	0-2-0	2-2-0	14-2-3	4-2-0	DNP	14-6-0
TENNESSEE-MARTIN	11/18/10	79-56	w	3-3-0	4-3-5	12-15-2	15-2-1	5-1-0	1-1-0	2-2-0
vs Memphis	11/21/10	61-70	L	8-4-0	0-2-4	5-4-0	13-2-2	8-8-1	2-0-0	0-1-1
CENTENARY	11/24/10	78-36	w	8-9-0	3-5-1	14-7-0	16-0-4	6-5-4	2-3-0	6-0-1
at South Alabama	11/28/10	80-65	w	0-5-0	1-2-0	4-4-0	21-4-3	4-4-4	0-0-0	9-4-2
HOUSTON	11/30/10	73-57	w	4-5-0	2-1-4	9-2-0	13-3-3	5-3-0	DNP	5-0-0
CENTRAL MICHIGAN	12/11/10	59-55	w	2-3-0	6-4-4	12-4-0	8-1-0	3-2-0	DNP	0-0-1
COASTAL CAROLINA	12/13/10	69-78	L	9-4-0	4-0-1	5-3-0	16-2-5	0-1-0	0-0-0	3-1-3
MCNEESE STATE	12/16/10	78-66	w	3-3-1	0-3-2	13-9-0	15-6-5	0-0-0	DNP	0-1-1
vs Wichita State	12/18/10	69-70	L	15-13-0	2-0-2	3-1-0	18-2-1	2-3-0	0-0-0	4-1-1
NORTH TEXAS	12/22/10	55-75	L	10-5-1	0-2-4	12-7-0	7-1-0	1-1-0	3-1-0	3-0-2
SOUTHERN	12/27/10	62-41	w	3-4-0	0-2-2	16-11-0	6-5-4	2-4-0	1-1-0	8-2-3
at Rice	12/29/10	68-74	L	4-3-0	3-1-8	2-4-1	19-0-4	0-4-0	0-0-0	17-3-0
at Virginia	01/02/11	50-64	L	12-5-0	2-3-2	11-6-1	6-2-1	1-4-1	0-0-0	0-0-0
at Auburn	01/08/11	62-55	w	18-5-1	3-3-4	7-5-1	9-2-3	6-4-2	DNP	15-8-3
ARKANSAS	01/12/11	56-53	w	10-10-1	2-2-2	13-7-1	11-4-7	3-1-0	DNP	12-6-2
at Kentucky	1/15/11	44-82	L	13-9-0	0-5-4	0-3-0	6-4-1	7-4-0	0-2-0	4-2-3

Opponent	Date	Score		22	24	25	45
				TURNER,RAL	WARREN,STO	POPULIST,D	DOTSON,AAR
NORTHWESTERN STATE	11/12/10	87-78	w	21-5-2	4-4-2	0-0-2	17-3-0
NICHOLLS STATE	11/16/10	53-62	L	6-2-2	8-14-1	0-0-0	5-2-1
TENNESSEE-MARTIN	11/18/10	79-56	w	10-1-0	12-11-0	2-2-1	13-6-2
vs Memphis	11/21/10	61-70	L	11-2-1	2-3-0	DNP	12-4-4
CENTENARY	11/24/10	78-36	w	8-3-1	1-6-1	6-2-1	8-1-4
at South Alabama	11/28/10	80-65	w	17-1-0	9-3-0	0-1-1	15-3-4
HOUSTON	11/30/10	73-57	w	15-3-5	12-11-0	DNP	8-3-2
CENTRAL MICHIGAN	12/11/10	59-55	w	9-7-4	8-4-0	0-0-1	9-0-2
COASTAL CAROLINA	12/13/10	69-78	L	15-6-1	8-5-0	DNP	9-5-3
MCNEESE STATE	12/16/10	78-66	w	23-2-3	17-6-1	DNP	7-3-3
vs Wichita State	12/18/10	69-70	L	21-2-0	2-4-0	DNP	2-2-2
NORTH TEXAS	12/22/10	55-75	L	9-4-1	10-9-0	DNP	0-1-1
SOUTHERN	12/27/10	62-41	w	15-2-1	5-6-3	0-0-0	6-4-3
at Rice	12/29/10	68-74	L	14-2-1	7-9-0	0-0-0	2-1-0
at Virginia	01/02/11	50-64	L	11-5-1	DNP	0-0-0	7-4-1
at Auburn	01/08/11	62-55	w	DNP	2-6-0	DNP	2-4-0
ARKANSAS	01/12/11	56-53	w	DNP	2-5-0	DNP	3-8-1
at Kentucky	1/15/11	44-82	L	DNP	4-1-0	DNP	10-4-0

THE STAT CREW SYSTEM
 LSU Team High/Low Analysis (as of Jan 15, 2011)
 All games

LSU - TEAM GAME HIGHS

POINTS	87	NORTHWESTERN STATE (11/12/10)
	80	at South Alabama (11/28/10)
	79	TENNESSEE-MARTIN (11/18/10)
	78	MCNEESE STATE (12/16/10)
	78	CENTENARY (11/24/10)
	29	CENTENARY (11/24/10)
FIELD GOALS MADE	27	TENNESSEE-MARTIN (11/18/10)
	26	COASTAL CAROLINA (12/13/10)
	26	HOUSTON (11/30/10)
FIELD GOAL ATTEMPTS	65	at Kentucky (1/15/11)
	64	COASTAL CAROLINA (12/13/10)
	63	NORTH TEXAS (12/22/10)
FIELD GOAL PERCENTAGE	.600 (24-40)	NORTHWESTERN STATE (11/12/10)
	.532 (25-47)	at South Alabama (11/28/10)
	.500 (26-52)	HOUSTON (11/30/10)
3 PT FIELD GOALS MADE	12	at Rice (12/29/10)
	12	at South Alabama (11/28/10)
	10	CENTENARY (11/24/10)
3 PT FG ATTEMPTS	28	at Rice (12/29/10)
	24	at Kentucky (1/15/11)
	24	CENTENARY (11/24/10)
3 PT FG PERCENTAGE	.706 (12-17)	at South Alabama (11/28/10)
	.467 (7-15)	NORTHWESTERN STATE (11/12/10)
	.429 (12-28)	at Rice (12/29/10)
	.429 (3-7)	CENTRAL MICHIGAN (12/11/10)
	32	NORTHWESTERN STATE (11/12/10)
FREE THROWS MADE	23	vs Wichita State (12/18/10)
	22	MCNEESE STATE (12/16/10)
	22	TENNESSEE-MARTIN (11/18/10)
FREE THROW ATTEMPTS	46	NORTHWESTERN STATE (11/12/10)
	31	ARKANSAS (01/12/11)
	31	vs Wichita State (12/18/10)
	31	MCNEESE STATE (12/16/10)
	.762 (16-21)	HOUSTON (11/30/10)
FREE THROW PERCENTAGE	.759 (22-29)	TENNESSEE-MARTIN (11/18/10)
	.742 (23-31)	vs Wichita State (12/18/10)
	52	TENNESSEE-MARTIN (11/18/10)
REBOUNDS	46	ARKANSAS (01/12/11)
	45	SOUTHERN (12/27/10)
	17	CENTENARY (11/24/10)
ASSISTS	16	SOUTHERN (12/27/10)
	16	MCNEESE STATE (12/16/10)
	13	NORTHWESTERN STATE (11/12/10)
STEALS	10	HOUSTON (11/30/10)
	9	at Auburn (01/08/11)
	9	at Rice (12/29/10)
BLOCKED SHOTS	7	MCNEESE STATE (12/16/10)
	6	SOUTHERN (12/27/10)
	5	at Kentucky (1/15/11)
	5	HOUSTON (11/30/10)
	5	TENNESSEE-MARTIN (11/18/10)
TURNOVERS	25	NORTHWESTERN STATE (11/12/10)
	18	at Auburn (01/08/11)
	18	NICHOLLS STATE (11/16/10)
FOULS	37	at Rice (12/29/10)
	30	NORTHWESTERN STATE (11/12/10)
	27	vs Memphis (11/21/10)

THE STAT CREW SYSTEM
LSU High/Low Analysis (as of Jan 15, 2011)
All games

Opponent - GAME HIGHS

POINTS	82		at Kentucky (1/15/11)
	78		COASTAL CAROLINA (12/13/10)
	78		NORTHWESTERN STATE (11/12/10)
	75		NORTH TEXAS (12/22/10)
	74		at Rice (12/29/10)
FIELD GOALS MADE	29		at Kentucky (1/15/11)
	29		NORTH TEXAS (12/22/10)
	29		NORTHWESTERN STATE (11/12/10)
FIELD GOAL ATTEMPTS	70		at Kentucky (1/15/11)
	70		NORTHWESTERN STATE (11/12/10)
	65		MCNEESE STATE (12/16/10)
FIELD GOAL PERCENTAGE	.526	(20-38)	at Rice (12/29/10)
	.518	(29-56)	NORTH TEXAS (12/22/10)
	.469	(23-49)	vs Memphis (11/21/10)
3 PT FIELD GOALS MADE	10		at Kentucky (1/15/11)
	8		at Auburn (01/08/11)
	7		vs Memphis (11/21/10)
	7		NORTHWESTERN STATE (11/12/10)
3 PT FG ATTEMPTS	26		NORTHWESTERN STATE (11/12/10)
	24		at Auburn (01/08/11)
	23		MCNEESE STATE (12/16/10)
3 PT FG PERCENTAGE	.500	(10-20)	at Kentucky (1/15/11)
	.375	(6-16)	HOUSTON (11/30/10)
	.375	(6-16)	at South Alabama (11/28/10)
FREE THROWS MADE	32		at Rice (12/29/10)
	23		vs Wichita State (12/18/10)
	23		at South Alabama (11/28/10)
FREE THROW ATTEMPTS	47		at Rice (12/29/10)
	31		at South Alabama (11/28/10)
	30		vs Wichita State (12/18/10)
FREE THROW PERCENTAGE	.933	(14-15)	NORTH TEXAS (12/22/10)
	.813	(13-16)	ARKANSAS (01/12/11)
	.783	(18-23)	CENTRAL MICHIGAN (12/11/10)
REBOUNDS	50		at Kentucky (1/15/11)
	45		COASTAL CAROLINA (12/13/10)
	41		NORTH TEXAS (12/22/10)
	41		vs Wichita State (12/18/10)
ASSISTS	13		at Kentucky (1/15/11)
	13		at Auburn (01/08/11)
	10		at Virginia (01/02/11)
	10		at Rice (12/29/10)
	10		at South Alabama (11/28/10)
STEALS	14		NORTHWESTERN STATE (11/12/10)
	12		NICHOLLS STATE (11/16/10)
	11		MCNEESE STATE (12/16/10)
BLOCKED SHOTS	7		at South Alabama (11/28/10)
	6		at Kentucky (1/15/11)
	6		at Virginia (01/02/11)
	6		MCNEESE STATE (12/16/10)
TURNOVERS	19		HOUSTON (11/30/10)
	17		NORTHWESTERN STATE (11/12/10)
	16		COASTAL CAROLINA (12/13/10)
	16		CENTRAL MICHIGAN (12/11/10)
	16		vs Memphis (11/21/10)
FOULS	32		NORTHWESTERN STATE (11/12/10)
	27		vs Memphis (11/21/10)

THE STAT CREW SYSTEM
LSU High/Low Analysis (as of Jan 15, 2011)
All games

LSU - GAME LOWS

POINTS	44		at Kentucky (1/15/11)
	50		at Virginia (01/02/11)
	53		NICHOLLS STATE (11/16/10)
	55		NORTH TEXAS (12/22/10)
	56		ARKANSAS (01/12/11)
FIELD GOALS MADE	16		NICHOLLS STATE (11/16/10)
	17		at Kentucky (1/15/11)
	18		vs Memphis (11/21/10)
FIELD GOAL ATTEMPTS	18		at Virginia (01/02/11)
	40		NORTHWESTERN STATE (11/12/10)
	42		CENTRAL MICHIGAN (12/11/10)
FIELD GOAL PERCENTAGE	43		NICHOLLS STATE (11/16/10)
	.262	(17-65)	at Kentucky (1/15/11)
	.339	(19-56)	vs Wichita State (12/18/10)
3 PT FIELD GOALS MADE	.346	(18-52)	vs Memphis (11/21/10)
	1		ARKANSAS (01/12/11)
	3		TENNESSEE-MARTIN (11/18/10)
	3		CENTRAL MICHIGAN (12/11/10)
	3		NORTH TEXAS (12/22/10)
3 PT FG ATTEMPTS	3		at Virginia (01/02/11)
	3		at Kentucky (1/15/11)
	7		CENTRAL MICHIGAN (12/11/10)
	13		NORTH TEXAS (12/22/10)
	13		at Virginia (01/02/11)
3 PT FG PERCENTAGE	13		ARKANSAS (01/12/11)
	.077	(1-13)	ARKANSAS (01/12/11)
	.125	(3-24)	at Kentucky (1/15/11)
FREE THROWS MADE	.200	(3-15)	TENNESSEE-MARTIN (11/18/10)
	6		NORTH TEXAS (12/22/10)
	7		at Kentucky (1/15/11)
	9		SOUTHERN (12/27/10)
FREE THROW ATTEMPTS	9		at Auburn (01/08/11)
	12		NORTH TEXAS (12/22/10)
	12		at Kentucky (1/15/11)
FREE THROW PERCENTAGE	14		SOUTHERN (12/27/10)
	.500	(6-12)	NORTH TEXAS (12/22/10)
	.500	(12-24)	at Rice (12/29/10)
REBOUNDS	.548	(17-31)	ARKANSAS (01/12/11)
	30		CENTRAL MICHIGAN (12/11/10)
	31		at Rice (12/29/10)
	32		NORTH TEXAS (12/22/10)
ASSISTS	32		at Virginia (01/02/11)
	6		vs Wichita State (12/18/10)
	7		at Virginia (01/02/11)
	8		NICHOLLS STATE (11/16/10)
STEALS	8		at Kentucky (1/15/11)
	3		NICHOLLS STATE (11/16/10)
	3		MCNEESE STATE (12/16/10)
	3		at Virginia (01/02/11)
	3		at Kentucky (1/15/11)
BLOCKED SHOTS	0		at Rice (12/29/10)
	2		vs Wichita State (12/18/10)
	3		at South Alabama (11/28/10)
	3		at Virginia (01/02/11)
TURNOVERS	3		ARKANSAS (01/12/11)
	9		CENTENARY (11/24/10)

THE STAT CREW SYSTEM
 LSU High/Low Analysis (as of Jan 15, 2011)
 All games

Opponent - GAME LOWS

POINTS	36		CENTENARY (11/24/10)
	41		SOUTHERN (12/27/10)
	53		ARKANSAS (01/12/11)
	55		CENTRAL MICHIGAN (12/11/10)
	55		at Auburn (01/08/11)
	13		CENTENARY (11/24/10)
FIELD GOALS MADE	17		CENTRAL MICHIGAN (12/11/10)
	17		SOUTHERN (12/27/10)
	38		at Rice (12/29/10)
FIELD GOAL ATTEMPTS	46		CENTENARY (11/24/10)
	48		CENTRAL MICHIGAN (12/11/10)
	.283	(13-46)	CENTENARY (11/24/10)
FIELD GOAL PERCENTAGE	.304	(17-56)	SOUTHERN (12/27/10)
	.311	(19-61)	at Auburn (01/08/11)
	1		SOUTHERN (12/27/10)
3 PT FIELD GOALS MADE	2		at Rice (12/29/10)
	2		ARKANSAS (01/12/11)
	9		NORTH TEXAS (12/22/10)
3 PT FG ATTEMPTS	10		CENTRAL MICHIGAN (12/11/10)
	10		SOUTHERN (12/27/10)
	10		at Rice (12/29/10)
3 PT FG PERCENTAGE	.100	(1-10)	SOUTHERN (12/27/10)
	.100	(2-20)	ARKANSAS (01/12/11)
	.200	(2-10)	at Rice (12/29/10)
FREE THROWS MADE	5		HOUSTON (11/30/10)
	6		CENTENARY (11/24/10)
	6		SOUTHERN (12/27/10)
FREE THROW ATTEMPTS	10		CENTENARY (11/24/10)
	11		SOUTHERN (12/27/10)
	12		HOUSTON (11/30/10)
FREE THROW PERCENTAGE	.417	(5-12)	HOUSTON (11/30/10)
	.481	(13-27)	NORTHWESTERN STATE (11/12/10)
	.545	(6-11)	SOUTHERN (12/27/10)
REBOUNDS	26		CENTENARY (11/24/10)
	29		at South Alabama (11/28/10)
	29		CENTRAL MICHIGAN (12/11/10)
ASSISTS	2		CENTRAL MICHIGAN (12/11/10)
	2		SOUTHERN (12/27/10)
	4		TENNESSEE-MARTIN (11/18/10)
	4		vs Wichita State (12/18/10)
	4		at South Alabama (11/28/10)
STEALS	4		vs Wichita State (12/18/10)
	5		CENTENARY (11/24/10)
	5		at Rice (12/29/10)
BLOCKED SHOTS	2		NICHOLLS STATE (11/16/10)
	2		TENNESSEE-MARTIN (11/18/10)
	2		CENTRAL MICHIGAN (12/11/10)
TURNOVERS	7		at Kentucky (1/15/11)
	8		NICHOLLS STATE (11/16/10)
	9		at South Alabama (11/28/10)
FOULS	13		at Kentucky (1/15/11)
	14		NORTH TEXAS (12/22/10)
	14		SOUTHERN (12/27/10)

THE STAT CREW SYSTEM
LSU Player High/Low Analysis (as of Jan 15, 2011)
All games

LSU - INDIVIDUAL GAME HIGHS

Points	23		TURNER, Ralston vs McNeese State (12/16/10)
	21		TURNER, Ralston vs Wichita State (12/18/10)
	21		STRINGER, Andre at South Alabama (11/28/10)
	21		STRINGER, Andre vs Northwestern State (11/12/10)
	21		TURNER, Ralston vs Northwestern State (11/12/10)
Field Goals Made	9		GREEN, Garrett at Auburn (01/08/11)
	8		WARREN, Storm vs McNeese State (12/16/10)
	7		WHITE, Malcolm vs Southern (12/27/10)
	7		STRINGER, Andre at South Alabama (11/28/10)
	6		WHITE, Malcolm vs Arkansas (01/12/11)
	6		DERENBECKER, Matt at Auburn (01/08/11)
	6		GREEN, Garrett at Virginia (01/02/11)
	6		TURNER, Ralston vs Southern (12/27/10)
	6		TURNER, Ralston vs Wichita State (12/18/10)
	6		TURNER, Ralston vs McNeese State (12/16/10)
	6		STRINGER, Andre vs Coastal Carolina (12/13/10)
	6		TURNER, Ralston vs Houston (11/30/10)
	6		WARREN, Storm vs Houston (11/30/10)
	6		WHITE, Malcolm vs Centenary (11/24/10)
	6		WARREN, Storm vs Tennessee-Martin (11/18/10)
Field Goal Att.	6		TURNER, Ralston vs Northwestern State (11/12/10)
	18		TURNER, Ralston at Rice (12/29/10)
	16		STRINGER, Andre at Kentucky (1/15/11)
	16		GREEN, Garrett at Kentucky (1/15/11)
	16		TURNER, Ralston vs North Texas (12/22/10)
FG Pct (min 5 made)	16		TURNER, Ralston vs Coastal Carolina (12/13/10)
	1.000	(5-5)	DOTSON, Aaron vs Northwestern State (11/12/10)
	.857	(6-7)	WHITE, Malcolm vs Centenary (11/24/10)
	.818	(9-11)	GREEN, Garrett at Auburn (01/08/11)
	.714	(5-7)	TURNER, Ralston at South Alabama (11/28/10)
3-Point FG Made	.714	(5-7)	STRINGER, Andre vs Centenary (11/24/10)
	5		TURNER, Ralston vs Wichita State (12/18/10)
	4		STRINGER, Andre at Rice (12/29/10)
	4		TURNER, Ralston at Rice (12/29/10)
	4		STRINGER, Andre vs Coastal Carolina (12/13/10)
	4		DOTSON, Aaron at South Alabama (11/28/10)
	4		STRINGER, Andre at South Alabama (11/28/10)
	4		STRINGER, Andre vs Centenary (11/24/10)
3-Point FG Att.	4		STRINGER, Andre vs Northwestern State (11/12/10)
	12		TURNER, Ralston at Rice (12/29/10)
	11		STRINGER, Andre at Auburn (01/08/11)
	10		STRINGER, Andre at Kentucky (1/15/11)
	10		TURNER, Ralston vs McNeese State (12/16/10)
	9		TURNER, Ralston vs Southern (12/27/10)
	9		TURNER, Ralston vs Wichita State (12/18/10)
	9		TURNER, Ralston vs Coastal Carolina (12/13/10)
3-Pt FG Pct (min 3 made)	9		STRINGER, Andre vs Northwestern State (11/12/10)
	.800	(4-5)	DOTSON, Aaron at South Alabama (11/28/10)
	.750	(3-4)	TURNER, Ralston vs Central Michigan (12/11/10)
	.667	(4-6)	STRINGER, Andre at South Alabama (11/28/10)
	.667	(4-6)	STRINGER, Andre vs Centenary (11/24/10)
Free Throws Made	.556	(5-9)	TURNER, Ralston vs Wichita State (12/18/10)
	11		STRINGER, Andre vs Houston (11/30/10)

	8		GREEN, Garrett vs Wichita State (12/18/10)
	8		TURNER, Ralston vs McNeese State (12/16/10)
	8		STRINGER, Andre vs Memphis (11/21/10)
	8		STRINGER, Andre vs Tennessee-Martin (11/18/10)
Free Throw Att.	12		GREEN, Garrett vs Wichita State (12/18/10)
	12		STRINGER, Andre vs Houston (11/30/10)
	11		STRINGER, Andre vs Memphis (11/21/10)
	11		WHITE, Malcolm vs Northwestern State (11/12/10)
	10		TURNER, Ralston vs McNeese State (12/16/10)
	10		WHITE, Malcolm vs McNeese State (12/16/10)
	10		STRINGER, Andre vs Northwestern State (11/12/10)
FT Pct (min 5 made)	1.000	(6-6)	STRINGER, Andre vs Central Michigan (12/11/10)
	1.000	(5-5)	WHITE, Malcolm at Virginia (01/02/11)
	1.000	(5-5)	DOTSON, Aaron vs McNeese State (12/16/10)
	.917	(11-12)	STRINGER, Andre vs Houston (11/30/10)
	.889	(8-9)	STRINGER, Andre vs Tennessee-Martin (11/18/10)
Rebounds	15		WHITE, Malcolm vs Tennessee-Martin (11/18/10)
	14		WARREN, Storm vs Nicholls State (11/16/10)
	13		GREEN, Garrett vs Wichita State (12/18/10)
	11		WHITE, Malcolm vs Southern (12/27/10)
	11		WARREN, Storm vs Houston (11/30/10)
	11		WARREN, Storm vs Tennessee-Martin (11/18/10)
Assists	8		BASS, Chris at Rice (12/29/10)
	7		STRINGER, Andre vs Arkansas (01/12/11)
	5		STRINGER, Andre vs McNeese State (12/16/10)
	5		STRINGER, Andre vs Coastal Carolina (12/13/10)
	5		TURNER, Ralston vs Houston (11/30/10)
	5		BASS, Chris vs Tennessee-Martin (11/18/10)
	5		STRINGER, Andre vs Northwestern State (11/12/10)
Steals	5		BASS, Chris vs Northwestern State (11/12/10)
	3		WARREN, Storm vs Southern (12/27/10)
	3		STRINGER, Andre vs Houston (11/30/10)
	3		WARREN, Storm vs Houston (11/30/10)
	3		GREEN, Garrett vs Centenary (11/24/10)
	3		STRINGER, Andre vs Tennessee-Martin (11/18/10)
	3		WARREN, Storm vs Nicholls State (11/16/10)
	3		LUDWIG, Eddie vs Northwestern State (11/12/10)
Blocked Shots	4		WARREN, Storm vs Houston (11/30/10)
	3		WHITE, Malcolm vs Southern (12/27/10)
	3		WHITE, Malcolm vs McNeese State (12/16/10)
	3		WARREN, Storm vs Centenary (11/24/10)
	3		WHITE, Malcolm vs Tennessee-Martin (11/18/10)
	3		WHITE, Malcolm vs Northwestern State (11/12/10)
Turnovers	6		STRINGER, Andre vs Central Michigan (12/11/10)
	6		TURNER, Ralston vs Houston (11/30/10)
	6		STRINGER, Andre vs Northwestern State (11/12/10)
	5		DOTSON, Aaron vs Coastal Carolina (12/13/10)
	5		BASS, Chris vs Northwestern State (11/12/10)
Fouls	5		WHITE, Malcolm at Kentucky (1/15/11)
	5		DOTSON, Aaron at Rice (12/29/10)
	5		LUDWIG, Eddie at Rice (12/29/10)
	5		WHITE, Malcolm at Rice (12/29/10)
	5		STRINGER, Andre at Rice (12/29/10)

5	DOTSON, Aaron at South Alabama (11/28/10)
5	TURNER, Ralston at South Alabama (11/28/10)
5	WHITE, Malcolm vs Memphis (11/21/10)
5	GREEN, Garrett vs Memphis (11/21/10)
5	WARREN, Storm vs Memphis (11/21/10)
5	LUDWIG, Eddie vs Northwestern State (11/12/10)

2010-11 LSU Men's Basketball Game Boxscores

Game 1 - LSU 87, Northwestern State 78

11/12/10 7 p.m. at Maravich Center (Baton Rouge, LA)

NW ST	FG-A	3FG-A	FT-A	REB	PF	TP	A	TO	BLK	S	MIN
HULBIN, James f	0-4	0-2	0-2	5	4	0	0	3	1	0	8
EVANS, O.J. c	0-3	0-0	0-0	0	3	0	0	0	0	2	8
DAVIS, Shamir g	1-3	0-1	0-0	1	4	2	0	4	0	0	13
ELLIS, Louis g	1-5	0-2	2-2	4	1	4	1	2	0	1	16
CLARK, Charles g	0-1	0-0	0-0	0	1	0	1	0	0	0	9
KNIGHT, Dominic	1-6	0-1	0-0	1	2	2	1	0	0	1	12
WASHINGTON, T.	1-1	0-0	0-0	1	1	2	0	0	0	0	3
MCCONATHY, L.	0-0	0-0	0-0	0	2	0	2	0	0	0	13
ROBINSON, Patrick	0-1	0-1	0-0	0	0	0	0	0	0	0	3
BAKER, Devon	6-14	3-7	1-2	2	4	16	1	0	0	3	32
PRATT, Will	10-20	1-8	8-12	5	4	29	1	5	0	5	30
MOSLEY, William	4-5	0-0	2-9	9	4	10	0	1	2	2	30
STEWART, Gary	5-7	3-4	0-0	2	2	13	1	2	0	0	23
Team				6							
Totals	29-70	7-26	13-27	36	32	78	8	17	3	14	200

FG% 1st Half	15-30	50.0%	2nd half:	14-40	35.0%	Game:	29-70	41.4%	DB
3FG% 1st Half	4-11	36.4%	2nd half:	3-15	20.0%	Game:	7-26	26.9%	Reb
FT% 1st Half	7-9	77.8%	2nd half:	6-18	33.3%	Game:	13-27	48.1%	7

LSU	FG-A	3FG-A	FT-A	REB	PF	TP	A	TO	BLK	S	MIN
WHITE, Malcolm f	3-8	0-0	6-11	4	4	12	0	4	3	0	34
WARREN, Storm f	2-2	0-0	0-0	4	4	4	2	0	1	0	17
BASS, Chris g	1-1	0-0	2-4	2	2	4	2	5	0	5	18
TURNER, Ralson g	6-12	3-6	6-9	5	2	21	2	2	0	2	38
DOTSON, Aaron g	5-5	0-0	7-8	3	4	17	0	1	1	2	27
GREEN, Garrett	1-1	0-0	0-0	6	2	2	0	1	0	0	11
STRINGER, Andre	5-10	4-9	7-10	3	4	21	5	6	0	0	25
LUDWIG, Eddie	0-0	0-0	4-4	3	5	4	0	2	0	3	18
COURTNEY, Jalen	1-1	0-0	0-0	0	2	0	0	0	0	0	3
DERENBECKER, Matt	0-0	0-0	0-0	0	2	0	0	2	0	0	6
POPULIST, Daron	0-0	0-0	0-0	0	1	0	2	0	0	0	3
Team				3							
Totals	24-40	7-15	32-46	33	30	87	13	25	4	13	200

FG% 1st Half	13-22	59.1%	2nd half:	11-18	61.1%	Game:	24-40	60.0%	DB
3FG% 1st Half	4-10	40.0%	2nd half:	3-5	60.0%	Game:	7-15	46.7%	Reb
FT% 1st Half	13-22	59.1%	2nd half:	19-24	79.2%	Game:	32-46	69.6%	9

Officials: Tony Greene, Bert Smith, Carlos Gonzalez
Attendance: 7842

Northwestern State 41-37 -- 78
LSU 43-44 -- 87

Game 2 - Nicholls 62, LSU 53

11/16/10 7 p.m. at Maravich Center (Baton Rouge, LA)

NICHOLLS	FG-A	3FG-A	FT-A	REB	PF	TP	A	TO	BLK	S	MIN
BOSE, Anatoly f	8-20	2-5	10-13	5	1	28	2	1	0	0	35
MARTIN, Ben g	0-4	0-4	2-3	3	4	2	1	0	0	2	27
FRANKLIN, Kenny g	3-6	2-4	0-1	2	1	8	3	0	1	0	33
HUNTER, Fred g	7-16	2-5	2-4	7	4	18	1	4	0	6	32
CARTER, Kellan g	0-3	0-0	1-2	3	2	1	0	1	0	3	28
THOMAS, Dantrell	0-2	0-0	0-0	2	3	0	0	0	0	1	14
HAMMOND, Bryan	1-2	0-1	0-0	3	1	2	0	1	0	0	12
MOORE, Eldridge	0-0	0-0	3-4	2	2	3	0	1	1	0	15
TALKINGTON, Chris	0-0	0-0	0-0	0	1	0	0	0	0	0	4
ROETHLE, Andy	0-0	0-0	0-0	0	0	0	0	0	0	0	0
Team				6							
Totals	19-53	6-19	18-27	33	19	62	7	8	2	12	200

FG% 1st Half	7-24	29.2%	2nd half:	12-29	41.4%	Game:	19-53	35.8%	DB
3FG% 1st Half	3-7	42.9%	2nd half:	3-12	25.0%	Game:	6-19	31.6%	Reb
FT% 1st Half	4-7	57.1%	2nd half:	14-20	70.0%	Game:	18-27	66.7%	3

LSU	FG-A	3FG-A	FT-A	REB	PF	TP	A	TO	BLK	S	MIN
WHITE, Malcolm f	1-1	0-0	0-0	2	3	2	0	3	1	0	10
WARREN, Storm f	3-7	0-0	2-3	14	2	8	1	2	1	3	36
BASS, Chris g	0-0	0-0	0-2	2	0	0	0	1	0	0	10
TURNER, Ralson g	1-6	0-2	4-4	2	2	6	2	1	0	0	30
DOTSON, Aaron g	1-2	0-1	3-4	2	4	5	1	4	2	0	21
GREEN, Garrett	0-1	0-0	0-2	4	1	0	1	0	0	0	5
STRINGER, Andre	4-13	3-8	3-3	2	0	14	3	0	0	0	31
LUDWIG, Eddie	1-2	0-0	2-2	3	4	0	2	0	0	0	22
DERENBECKER, Matt	5-10	3-7	1-1	6	3	14	0	2	0	0	28
POPULIST, Daron	0-1	0-0	0-0	0	4	0	0	3	0	0	7
Team				1							
Totals	16-43	6-18	15-21	37	22	53	8	18	4	3	200

FG% 1st Half	9-21	42.9%	2nd half:	7-22	31.8%	Game:	16-43	37.2%	DB
3FG% 1st Half	2-7	28.6%	2nd half:	4-11	36.4%	Game:	6-18	33.3%	Reb
FT% 1st Half	5-5	100.0%	2nd half:	10-16	62.5%	Game:	15-21	71.4%	3

Officials: Ted Valentine, D Doug Shows, John Heatly
Technical Fouls: Nicholls -- None. LSU -- None.
Attendance: 6913

Nicholls State 21-41 -- 62
LSU 25-28 -- 53

Game 3 - LSU 79, UT-Martin 56

11/18/10 7 p.m. at Maravich Center (Baton Rouge, LA)

UT-MARTIN	FG-A	3FG-A	FT-A	REB	PF	TP	A	TO	BLK	S	MIN
SIMMONS, Benzor f	1-6	0-2	2-2	3	0	4	1	4	0	1	25
SPENCER, Ron c	0-2	0-0	0-2	4	2	0	0	0	2	0	12
RICHARDSON, Chris g	3-9	1-4	0-1	3	3	7	1	5	0	0	23
LIABO, Mike g	3-8	1-5	2-2	1	2	9	2	0	0	1	20
CLAYTON, Reuben g	7-14	2-3	3-3	4	3	19	0	1	0	1	19
SMITH, Terrence	3-10	0-2	3-4	4	2	9	0	1	0	2	25
MINOR, Omari	1-1	0-0	3-4	2	2	5	0	1	0	0	17
KING, Troy	1-5	0-2	0-0	2	4	2	0	1	0	1	15
IRARRAZABAL, A.	0-2	0-0	0-0	1	0	0	0	0	0	0	16
SMITH, Dane	0-3	0-0	1-4	2	1	1	0	1	0	1	16
MOPO, Pierre	0-0	0-0	0-0	0	3	0	0	0	0	1	12
Team				6							
Totals	19-60	4-18	14-22	32	23	56	4	14	2	8	200

FG% 1st Half	7-22	31.82%	2nd half:	12-38	31.6%	Game:	19-60	31.7%	DB
3FG% 1st Half	1-8	12.5%	2nd half:	3-10	30.0%	Game:	4-18	22.2%	Reb
FT% 1st Half	4-8	50.0%	2nd half:	10-14	71.4%	Game:	14-22	63.6%	3

LSU	FG-A	3FG-A	FT-A	REB	PF	TP	A	TO	BLK	S	MIN
WHITE, Malcolm f	5-13	0-0	2-4	15	2	12	2	3	3	0	31
WARREN, Storm f	6-9	0-0	0-0	11	3	12	0	2	2	2	27
STRINGER, Andre g	3-12	1-7	8-9	2	15	1	2	0	3	0	32
TURNER, Ralson g	4-10	2-5	0-0	1	0	10	0	3	0	1	27
DOTSON, Aaron g	4-8	0-1	5-6	6	3	13	2	3	0	0	19
GREEN, Garrett	1-2	0-0	1-2	3	1	3	0	1	0	1	5
BASS, Chris	2-3	0-0	-0	3	3	4	5	0	0	0	16
LUDWIG, Eddie	0-0	0-0	5-6	1	2	5	0	0	0	0	12
COURTNEY, Jalen	0-1	0-0	1-2	1	1	1	0	0	0	0	4
DERENBECKER, Matt	1-3	0-2	0-0	2	1	2	0	1	0	0	19
POPULIST, Daron	1-1	0-0	0-0	2	2	2	1	0	0	0	8
Team				5							
Totals	27-62	3-15	22-29	52	20	79	11	15	5	7	200

FG% 1st Half	13-32	40.6%	2nd half:	14-30	46.7%	Game:	27-62	43.5%	DB
3FG% 1st Half	2-10	20.0%	2nd half:	1-5	20.0%	Game:	3-15	20.0%	Reb
FT% 1st Half	8-10	80.0%	2nd half:	14-19	73.7%	Game:	22-29	75.9%	4

Officials: J. B. Caldwell, Brian Shey, Chuck Jones
Technical Fouls: UTM -- None. LSU -- None.
Attendance: 6607

UT-Martin 19-37 -- 56
LSU 36-43 -- 79

Game 4 - Memphis 70, LSU 61

11/21/10 4 p.m. at BancorpSouth Arena (Tupelo, MS)

LSU	FG-A	3FG-A	FT-A	REB	PF	TP	A	TO	BLK	S	MIN
WHITE, Malcolm f	1-4	0-0	3-4	4	5	5	0	1	1	0	17
WARREN, Storm f	1-6	0-0	0-0	3	5	2	0	0	0	2	14
STRINGER, Andre g	2-6	1-3	8-11	2	3	13	2	3	0	1	31
TURNER, Ralson g	3-10	2-5	3-4	2	2	11	1	2	1	0	26
DOTSON, Aaron g	3-7	2-2									

Game 5 - LSU 78, Centenary 36

11/24/10 7 p.m. at Maravich Center (Baton Rouge, LA)

CENTENARY	FG-A	3FG-A	FT-A	REB	PF	TP	A	TO	BLK	S	MIN
LOWERY, Logan f	1-8	1-4	0-0	8	1	3	2	3	1	3	32
SIMS, Travis f	2-7	0-1	0-0	3	1	4	1	3	0	1	26
REBOL, Andrew f	0-2	0-0	2-4	2	5	2	1	2	1	0	22
TROTMAN, Jeron f	1-6	0-1	0-0	4	2	2	0	3	2	0	29
DAVIS, Leo g	4-11	2-6	0-0	1	0	10	1	0	0	0	29
BLOUNT, Jonathan	1-3	0-1	0-0	1	2	0	0	0	0	1	8
JOSEPH, Brandon	1-1	0-0	2-2	2	0	4	1	0	0	0	8
HARWELL, Aaron	1-4	0-0	2-4	1	0	4	0	1	0	0	15
COOPER, Quin	0-2	0-1	0-0	2	1	0	0	1	0	0	15
DIALLO, Baba	1-1	0-0	0-0	0	2	2	0	0	0	0	4
NAKWAASAH, Maxx	1-1	1-1	0-0	2	3	3	1	2	0	0	12
Team				1							
Totals	13-46	4-15	6-10	26	16	36	7	15	4	5	200
FG% 1st Half	8-25	32.0%	2nd half:	5-21	23.8%	Game:	13-46	28.3%	DB		
3FG% 1st Half	4-8	50.0%	2nd half:	0-7	0.0%	Game:	4-15	26.7%	Reb		
FT% 1st Half	1-2	50.0%	2nd half:	5-8	62.5%	Game:	6-10	60.0%	4		

LSU	FG-A	3FG-A	FT-A	REB	PF	TP	A	TO	BLK	S	MIN
WHITE, Malcolm f	6-7	0-0	2-2	7	1	14	0	0	0	0	21
WARREN, Storm f	0-6	0-0	1-2	6	1	1	1	1	3	2	16
STRINGER, Andre g	5-7	4-6	2-3	0	1	16	4	1	0	1	19
TURNER, Ralston g	3-6	2-5	0-0	3	1	8	1	2	0	0	21
DOTSON, Aaron g	3-5	2-3	0-0	1	1	8	4	1	0	0	20
GREEN, Garrett	4-9	0-1	0-2	9	1	8	0	0	0	3	16
BASS, Chris	1-2	0-0	1-3	5	1	3	1	1	0	0	16
LUDWIG, Eddie	2-5	0-0	2-3	5	2	6	4	1	0	1	24
COURTNEY, Jalen	0-1	0-1	2-2	3	1	2	0	0	0	0	12
DERENBECKER, Matt	3-8	0-4	0-0	0	1	6	1	1	1	0	22
POPULIST, Daron	2-5	2-4	0-0	2	1	6	1	0	0	0	13
Team				2			1				
Totals	29-61	10-24	10-17	43	12	78	17	9	4	7	200
FG% 1st Half	15-31	48.4%	2nd half:	14-30	46.7%	Game:	29-61	47.5%	DB		
3FG% 1st Half	4-10	40.0%	2nd half:	6-14	42.9%	Game:	10-24	41.7%	Reb		
FT% 1st Half	5-8	62.5%	2nd half:	5-9	55.6%	Game:	10-17	58.8%	3		

Officials: Anthony Jordan, Mike Kitts, Mike Stuart
 Technical Fouls: Centenary -- None. LSU -- None.
 Attendance: 6742

Centenary 21-15 -- 36
 LSU 39-39 -- 78

Game 6 - LSU 80, South Alabama 65

11/28/10 3 p.m. at Mitchell Center (Mobile, Ala.)

LSU	FG-A	3FG-A	FT-A	REB	PF	TP	A	TO	BLK	S	MIN
WHITE, Malcolm f	2-4	0-0	0-0	4	2	4	0	0	1	0	28
WARREN, Storm f	3-7	0-0	3-4	3	3	9	0	0	1	0	17
STRINGER, Andre g	7-13	4-6	3-4	4	1	21	3	2	1	2	30
TURNER, Ralston g	5-7	2-4	5-8	1	5	17	0	1	0	1	22
DOTSON, Aaron g	5-9	4-5	1-2	3	5	15	4	1	0	0	39
GREEN, Garrett	0-3	0-0	0-0	5	3	0	0	3	0	1	11
BASS, Chris	0-0	0-0	1-4	2	2	1	0	0	0	0	12
LUDWIG, Eddie	0-0	0-0	4-4	4	1	4	4	4	0	0	21
COURTNEY, Jalen	0-0	0-0	0-0	0	0	0	0	0	0	0	1
DERENBECKER, Matt	3-3	2-2	1-2	4	2	9	2	0	0	1	15
POPULIST, Daron	0-1	0-0	0-0	1	0	0	1	0	0	0	4
Team				7			3				
Totals	25-47	12-17	18-28	38	24	80	14	14	3	5	200
FG% 1st Half	16-24	66.7%	2nd half:	9-23	39.1%	Game:	25-47	53.2%	DB		
3FG% 1st Half	10-13	76.9%	2nd half:	2-4	50.0%	Game:	12-17	70.6%	Reb		
FT% 1st Half	6-8	75.0%	2nd half:	12-20	60.0%	Game:	18-28	64.3%	6		

SOUTH ALABAMA	FG-A	3FG-A	FT-A	REB	PF	TP	A	TO	BLK	S	MIN
BROCK, Martino f	5-11	1-3	4-7	2	3	15	1	4	1	2	34
RUBIT, Augustine c	3-8	0-0	3-3	3	2	9	0	1	0	0	19
COOKS, Allyn g	1-6	0-2	4-4	3	4	6	1	0	2	2	28
SANDERS, Rico g	1-3	0-1	0-0	1	4	2	1	0	0	0	15
WILLIAMS, Tim g	2-10	1-3	4-6	4	4	9	1	0	0	0	33
REDUS, Gary	1-4	1-2	2-2	2	2	5	1	1	1	0	17
REYES, P. J.	3-5	3-4	3-4	2	2	12	2	1	1	0	14
SIMS, Raymond	0-1	0-1	0-1	0	2	0	2	1	0	0	15
HERSEY, DeAndre	0-0	0-0	0-0	1	0	0	0	0	0	0	3
CARTER, Javier	2-6	0-0	3-4	7	1	7	1	1	2	0	22
Team				4							
Totals	18-54	6-16	23-31	29	24	65	10	9	7	4	200
FG% 1st Half	7-25	28.0%	2nd half:	11-29	37.9%	Game:	18-54	33.3%	DB		
3FG% 1st Half	0-6	00.0%	2nd half:	6-10	60.0%	Game:	6-16	37.5%	Reb		
FT% 1st Half	9-12	75.0%	2nd half:	14-19	73.7%	Game:	23-31	74.2%	3		

Officials: Doug Sirmons, Don Daily, Berth Smith
 Technical Fouls: South Alabama -- Cooks. LSU -- Ralston.
 Attendance: 3653

LSU 48-32 -- 80
 Memphis 23-42 -- 65

Game 7 - LSU 73, Houston 57

11/30/10 7 p.m. at Maravich Center (Baton Rouge, LA)

HOUSTON	FG-A	3FG-A	FT-A	REB	PF	TP	A	TO	BLK	S	MIN
MCNEIL, Maurice f	3-9	0-0	3-7	8	1	9	0	3	0	0	23
VAN SLYKE, Kirk f	4-8	1-1	0-0	3	1	9	0	1	1	0	27
NIXON, Zamal g	2-6	0-3	0-0	1	3	4	1	5	0	3	26
THIBODEAUX, D. g	1-7	0-3	0-0	1	5	2	1	1	1	1	23
BROWN, Adam g	6-11	3-5	0-0	7	1	15	3	2	0	0	38
MCCLEAN, Mikhail	1-2	0-0	0-0	0	1	2	0	0	0	0	6
HAYWOOD, Nick	1-3	1-3	0-0	1	2	3	0	2	0	1	13
JOHNSON, Trumaine	1-3	1-1	0-0	0	2	3	1	3	0	0	20
WASHINGTON, K.	4-9	0-0	2-5	6	4	10	0	2	1	1	24
Team				5							
Totals	23-58	6-16	5-12	32	20	57	6	19	3	6	200

FG% 1st Half	12-30	40.0%	2nd half:	11-28	39.3%	Game:	23-58	39.7%	DB		
3FG% 1st Half	2-9	22.2%	2nd half:	4-7	57.1%	Game:	6-16	37.5%	Reb		
FT% 1st Half	2-5	40.0%	2nd half:	3-7	42.9%	Game:	5-12	41.7%	6		

LSU	FG-A	3FG-A	FT-A	REB	PF	TP	A	TO	BLK	S	MIN
WHITE, Malcolm f	4-7	0-0	1-2	2	4	9	0	0	1	23	
WARREN, Storm f	6-10	0-0	0-0	11	3	12	0	2	4	3	33
STRINGER, Andre g	1-6	0-4	11-12	3	3	13	3	4	0	3	24
TURNER, Ralston g	6-10	2-5	1-2	3	0	15	5	6	0	0	34
DOTSON, Aaron g	3-6	2-2	0-0	3	3	8	2	0	1	0	31
GREEN, Garrett	1-6	0-1	2-4	5	2	4	0	2	0	1	14
BASS, Chris	1-1	0-0	0-0	1	1	2	4	1	0	0	20
LUDWIG, Eddie	2-2	0-0	1-1	3	0	5	0	0	0	2	10
DERENBECKER, Matt	2-4	1-2	0-0	0	0	5	0	1	0	0	11
Team				4			1				
Totals	26-52	5-14	16-21	35	16	73	14	17	5	10	200

FG% 1st Half	17-30	56.7%	2nd half:	9-22	40.9%	Game:	26-52	50.0%	DB		
3FG% 1st Half	3-8	37.5%	2nd half:	2-6	33.3%	Game:	5-14	35.7%	Reb		
FT% 1st Half	1-3	33.3%	2nd half:	15-18	83.3%	Game:	15-18	76.2%	3		

Officials: Mike Stewart, Lee Cassell, Glen Tuitt
 Technical Fouls: Houston -- None. LSU -- None.
 Attendance: 6688

Houston 28-29 -- 57
 LSU 38-35 -- 73

Game 8 - LSU 59, Central Michigan 55

12/11/10 7 p.m. at Maravich Center (Baton Rouge, LA)

CMU	FG-A	3FG-A	FT-A	REB	PF	TP	A	TO	BLK	S	MIN
MCCLURE, Williams f	1-2	0-0	2-2	5	4	4	0	1	0	0	18
ZEIGLER, Trey g	7-17	1-1	3-4	6	3	18	1	2	0	3	36
RASHID, Amir g	1-6	0-2	1-2	4	3	3	0	3	0	4	35
WEARY, Antonio g	0-2	0-2	0-0	1	3	0	1	2	0	2	26
THOMAS, Jain g	4-9	2-3	11-12	7	1	21	0	2	0	0	34
CRADDOCK, Finis	0-0	0-0	0-0	1	0	0	0	0	0	0	8
COIMBRA, Andre	2-4	0-0	0-1	2	4	4	0	3	0	0	19
JACKSON, Derek	2-6	0-2	1-2	0	0	5	0	0	0	0	15
VOSS, Colin	0-2	0-0	0-0	2	0	0	0	2	0	0	6
HARDEN, Jevon	0-0	0-0	0-0	0	0	0	0	1	2	0	3
Team				1							
Totals	17-48	3-10	18-23	29	18	55	2	16	2	9	200

FG% 1st Half	6-22	27.3%	2nd half:	11-2	42.3%	Game:	17-48	35.4%	DB		
3FG% 1st Half	2-6	33.3%	2nd half:	1-4	25.0%	Game:	3-10	30.0%	Reb		
FT% 1st Half	7-8	87.5%	2nd half:	11-15	73.3%	Game:	18-23	78.3%	2		

LSU	FG-A	3FG-A	FT-A	REB	PF	TP	A	TO	BLK	S	MIN
WHITE, Malcolm f	5-11	0-0	2-4	4	2	12	0	0	2	2	30
WARREN, Storm f	4-7	0-0	0-0	4	2	8	0	1	1	0	29
STRINGER, Andre g	1-6	0-2	6-6	1	3	8	0	6	0	1	21
TURNER, Ralston g	3-4	3-4	0-2	7	3	9	4	1	0	1	38
DOTSON, Aaron g	2-4	0-1	5-6	0	3	9	2	2	0	1	34
GREEN, Garrett	1-1	0-0	0-0	3	0	2	0	0	0	0	6
BASS, Chris	2-5	0-0	2-2	4	0	6	4	3	0	1	17
LUDWIG, Eddie	1-3	0-0	1-2	2	2	3	0	1	0	0	8
HARRIS, Dennis	1-1	0-0	0-0	0	0	2	0	1	1	2	6
DERENBECKER, Matt	0-0	0-0	0-0	0	2	0	1	1	0	0</	

Game 9 - Coastal Carolina 78, LSU 69 (ot)

12/13/10 7 p.m. at Maravich Center (Baton Rouge, LA)

COASTAL	FG-A	3FG-A	FT-A	REB	PF	TP	A	TO	BLK	S	MIN
MCLAURIN, Sam f	1-2	0-0	0-0	7	4	2	1	3	0	2	20
GRAY, Chad f	7-12	4-5	4-6	7	1	22	0	4	2	1	37
NIEMAN, Danny g	1-5	0-1	6-6	4	2	8	4	1	0	1	37
HOLLOWAY, D. g	8-17	0-3	2-2	7	3	18	0	5	0	2	39
GREENWOOD, K. g	1-3	0-1	1-4	2	0	3	1	1	0	0	19
CRAWFORD, Brandon	1-2	0-0	0-0	2	3	2	0	1	1	0	15
RAFFA, Anthony	2-6	1-4	4-4	2	3	9	1	0	0	2	34
HOLMES, Mike	6-13	0-0	2-4	10	2	14	0	1	2	0	24
Team				4							
Totals	27-60	5-14	19-26	45	18	76	7	16	5	8	225

FG% 1st Half	12-29	41.4%	2nd half:	11-25	44.0%	OT:	4-6	66.7%	Game:	45.0%	DB
3FG% 1st Half	1-4	25.0%	2nd half:	2-7	28.6%	OT:	2-3	66.7	Game:	35.7%	Reb
FT% 1st Half	5-10	50.0%	2nd half:	10-12	83.3%	OT:	4-4	100.0	Game:	73.1%	3

LSU	FG-A	3FG-A	FT-A	REB	PF	TP	A	TO	BLK	S	MIN
WHITE, Malcolm f	2-3	0-0	1-4	3	4	5	0	1	0	0	19
WARREN, Storm f	4-6	0-0	0-0	5	3	8	0	3	0	1	22
STRINGER, Andre g	6-15	4-8	0-0	2	3	16	5	2	0	2	33
TURNER, Ralston g	5-16	1-9	4-4	6	4	15	1	3	0	1	35
DOTSON, Aaron g	2-8	1-3	4-6	5	2	9	3	5	1	0	37
GREEN, Garrett	4-6	0-0	1-3	4	1	9	0	0	2	0	20
BASS, Chris	2-2	0-0	0-0	0	2	4	1	1	0	0	14
LUDWIG, Eddie	0-0	0-0	0-0	1	0	0	0	0	0	1	11
COURTNEY, Jalen	0-0	0-0	0-0	0	0	0	0	0	0	0	1
HARRIS, Dennis	0-2	0-0	0-0	3	2	0	0	1	1	0	15
DERENBECKER, Matt	1-6	1-2	0-0	1	2	3	3	0	0	0	18
Team				5							
Totals	26-64	7-22	10-17	35	23	69	13	16	4	5	225

FG% 1st Half	14-25	56.0%	2nd half:	10-31	32.3%	OT:	2-8	25.0%	Game:	40.6%	DB
3FG% 1st Half	2-6	33.3%	2nd half:	4-11	36.4%	OT:	1-5	20.0%	Game:	31.8%	Reb
FT% 1st Half	5-7	71.4%	2nd half:	5-8	62.5%	OT:	0-2	0.0%	Game:	58.8%	2

Officials: Tony Greene, Anthony Jordan, Mike Nanc
 Technical Fouls: Coastal -- None. LSU -- None.
 Attendance: 6425

Coastal Carolina 30-34-14 -- 78
 LSU 35-29-5 -- 69

--

Game 10 - LSU 78, McNeese 66 (ot)

12/16/10 7 p.m. at Maravich Center (Baton Rouge, LA)

MCNEESE	FG-A	3FG-A	FT-A	REB	PF	TP	A	TO	BLK	S	MIN
RICHARD, Patrick f	3-9	0-2	0-0	5	3	6	0	1	0	1	28
ALAWOYA, P. J. f	4-6	0-0	2-4	11	2	10	0	2	0	3	36
RICHARD, Daniel f	0-2	0-0	0-0	1	3	0	1	2	0	1	14
KAPELAN, Diego g	1-13	1-10	5-6	2	3	8	2	0	0	0	27
COLLINS, Curry g	6-10	2-3	1-2	3	0	15	2	0	0	1	43
MITCHELL, Jeremie	0-1	0-1	0-0	0	0	0	0	1	0	0	4
CANNON, Dontae	0-1	0-0	0-0	0	2	0	0	1	0	0	2
REGIS, Brandon	1-1	0-0	0-0	0	1	2	0	0	0	0	0
MARTIN, Stephan	5-11	2-6	2-2	4	1	14	3	3	0	3	30
KONATE, Mari	3-4	1-1	0-0	2	1	7	0	0	0	1	14
DAVID, Preston	2-7	0-0	0-1	8	4	4	1	2	6	1	27
QUEEN, Tyson	0-0	0-0	0-0	0	0	0	0	0	0	0	0+
Team				3							
Totals	25-65	6-23	10-15	39	20	66	9	12	6	11	225

FG% 1st Half	12-27	44.4%	2nd half:	10-27	37.0%	OT:	3-11	27.3%	Game:	38.5%	DB
3FG% 1st Half	2-9	22.2%	2nd half:	4-9	44.4%	OT:	0-5	0.0%	Game:	26.1%	Reb
FT% 1st Half	2-2	100.0%	2nd half:	8-13	61.5%	OT:	0-0	0.0%	Game:	66.7%	3, 1

LSU	FG-A	3FG-A	FT-A	REB	PF	TP	A	TO	BLK	S	MIN
WHITE, Malcolm f	4-5	0-0	5-10	9	3	13	0	2	3	1	40
WARREN, Storm f	8-12	0-0	1-2	6	2	17	1	2	1	1	35
STRINGER, Andre g	5-12	2-5	3-4	6	3	15	5	4	2	0	38
TURNER, Ralston g	6-15	3-10	8-10	2	3	23	3	3	0	1	41
DOTSON, Aaron g	1-7	0-3	5-5	3	2	7	3	1	1	0	31
GREEN, Garrett	1-4	1-1	0-0	3	2	3	1	0	0	0	14
BASS, Chris	0-1	0-0	0-0	3	0	0	2	1	0	0	11
LUDWIG, Eddie	0-0	0-0	0-0	0	0	0	0	0	0	0	2
DERENBECKER, Matt	0-1	0-1	0-0	1	1	0	1	0	0	0	13
Team				7							
Totals	25-57	6-20	22-31	40	16	78	16	13	7	3	225

FG% 1st Half	10-29	34.5%	2nd half:	10-22	45.5%	OT:	5-6	83.3%	Game:	43.9%	DB
3FG% 1st Half	4-11	36.4%	2nd half:	1-8	12.5%	OT:	1-1	100.0%	Game:	30.0%	Reb
FT% 1st Half	5-8	62.5%	2nd half:	10-14	71.4%	OT:	7-9	77.8%	Game:	71.0%	3

Officials: Mike Stuart, Mike Kitts, Les Jones
 Technical Fouls: McNeese -- None. LSU -- None.
 Attendance: 6445

McNeese State 28-32--6 -- 66
 LSU 29-31-18 -- 78

Game 11 - Wichita State 70, LSU 69

12/18/10 7 p.m. at CenturyTel Center (Bossier City, La.)

WICHITA	FG-A	3FG-A	FT-A	REB	PF	TP	A	TO	BLK	S	MIN
ELLIS, Aaron f	1-4	0-0	0-0	4	5	2	0	2	0	0	17
DURLEY, J. T. c	4-11	1-3	4-4	4	4	13	0	2	1	0	28
HATCH, Graham g	2-4	0-2	0-1	5	3	4	1	2	0	0	33
MURRY, Toure' g	3-12	0-3	7-8	5	3	13	2	5	0	3	32
KYLES, David g	3-10	3-8	4-4	7	1	13	0	2	0	1	33
RAGLAND, Joe	2-2	0-0	2-2	0	1	6	0	0	0	0	19
WILLIAMS, Demetric	0-0	0-0	0-0	0	0	0	0	0	0	0	1
SMITH, Ben	0-0	0-0	0-0	0	0	0	1	0	0	0	2
BLAIR, Gabe	2-5	0-0	3-7	8	3	7	0	0	2	0	23
STUTZ, Garrett	4-4	1-1	3-4	2	4	12	0	2	0	0	12
Team				6							
Totals	21-52	5-17	23-30	41	24	70	4	15	3	4	200

FG% 1st Half	11-27	40.7%	2nd half:	10-25	40.0%	Game:	21-52	40.5%	DB
3FG% 1st Half	1-6	16.7%	2nd half:	4-11	36.4%	Game:	5-17	29.4%	Reb
FT% 1st Half	14-17	82.4%	2nd half:	9-13	69.2%	Game:	23-30	75.7%	1

LSU	FG-A	3FG-A	FT-A	REB	PF	TP	A	TO	BLK	S	MIN
WHITE, Malcolm f	1-4	0-0	1-2	1	2	3	0	3	0	0	19
WARREN, Storm f	1-1	0-0	0-0	4	4	2	0	2	0	1	13
STRINGER, Andre g	5-15	2-8	6-8	2	2	18	1	2	0	1	32
TURNER, Ralston g	6-13	5-9	4-4	2	4	21	0	2	0	0	31
DOTSON, Aaron g	1-3	0-0	0-0	2	4	2	2	0	0	0	25
GREEN, Garrett	3-7	1-1	8-12	13	3	15	0	1	2	1	33
BASS, Chris	1-3	0-0	0-0	0	0	2	2	1	0	2	20
LUDWIG, Eddie	0-3	0-0	2-2	3	0	2	0	0	0	0	5
COURTNEY, Jalen	0-1	0-1	0-0	0	0	0	0	0	0	0	2
HARRIS, Dennis	0-1	0-0	0-0	2	1	0	0	0	0	0	6
DERENBECKER, Matt	1-5	0-2	2-3	1	2	4	1	0	0	1	14
Team				6							
Totals	19-56	8-21	23-31	36	22	69	6	11	2	6	200

FG% 1st Half	8-35	22.9%	2nd half:	11-21	52.4%	Game:	19-56	33.9%	DB
3FG% 1st Half	1-10	10.0%	2nd half:	7-11	63.6%	Game:	8-21	38.1%	Reb
FT% 1st Half	6-7	85.7%	2nd half:	17-24	70.8%	Game:	23-31	74.2%	5

Officials: Doug Sirmons, Pat Adams, Earnie Pheal
 Technical Fouls: Wichita State -- None. LSU -- None.
 Attendance: 2165

Wichita State 37-33 -- 70
 LSU 23-46 -- 69

Game 12 - North Texas 75, LSU 55

12/22/10 7 p.m. at Maravich Center (Baton Rouge, LA)

NORTH TEXAS	FG-A	3FG-A	FT-A	REB	PF	TP	A	TO	BLK	S	MIN
ODUFUWA, George f	5-12	0-0	1-2	9	2	11	0	2	1	3	33
KNOX, Ben c	1-2	0-0	0-0	5	1	2	1	1	1	0	21
WHITE, Josh g	7-12	0-2	5-5	2	1	19	2	1	0	1	32
THOMPSON, Tristan g	5-9	0-2	4-4	2	2	14	0	5	0	0	31
SHORTER, Shannon g	1-5	1-2	2-2	5	0	5	2	1	0	1	21
JOHNSON, D.	5-9	1-2	0-0	3	2	11	2	1	0	2	25
REDMOND, Avery	0-0	0-0	0-0	0	0	0	0	1			

Game 13 - LSU 62, Southern 41

12/27/10 6 p.m. at Maravich Center (Baton Rouge, LA)

SOUTHERN	FG-A	3FG-A	FT-A	REB	PF	TP	A	TO	BLK	S	MIN
INGRAM, Julius f	1-7	0-0	0-0	7	4	2	0	3	1	2	30
BOL, Madut c	3-7	0-0	0-0	4	3	6	0	0	1	0	13
WHITE, Brandon g	3-10	0-1	2-4	6	1	8	1	4	0	1	30
GRACE, Jameel g	2-6	1-3	3-4	7	1	8	0	3	0	0	33
SANFORD, Blake g	0-8	0-4	1-2	1	0	1	0	1	0	0	22
COLEMAN, Frederick	0-2	0-0	0-0	2	3	0	1	1	0	0	15
WEBB, Neal	3-5	0-1	0-0	1	6	0	0	0	2	2	23
COLEMAN, Patrick	0-2	0-1	0-0	0	0	0	0	0	0	0	7
CHASE, Ray Ray	5-9	0-0	0-1	8	1	10	0	3	2	3	27
Team				3							
Totals	17-56	1-10	6-11	39	14	41	2	15	4	8	200

FG% 1st Half	4-26	15.4%	2nd half:	13-30	43.3%	Game:	17-56	30.4%	DB
3FG% 1st Half	1-5	20.0%	2nd half:	0-5	0.0%	Game:	1-10	10.0%	Reb
FT% 1st Half	3-4	75.0%	2nd half:	3-7	42.9%	Game:	6-11	54.5%	2

LSU	FG-A	3FG-A	FT-A	REB	PF	TP	A	TO	BLK	S	MIN
GREEN, Garrett f	1-6	0-0	1-2	4	3	3	0	2	1	0	15
WARREN, Storm f	2-6	0-0	1-1	6	2	5	3	1	1	3	27
STRINGER, Andre g	2-11	2-8	0-0	5	1	6	4	1	0	0	32
TURNER, Ralston g	6-14	3-9	0-0	2	0	15	1	2	1	1	26
DOTSON, Aaron g	1-3	0-0	4-4	4	2	6	3	0	0	1	20
BASS, Chris	0-1	0-0	0-0	2	0	0	2	3	0	1	15
WHITE, Malcolm	7-11	0-0	2-4	11	2	16	0	2	3	0	24
LUDWIG, Eddie	1-3	0-0	0-1	4	1	2	0	0	0	1	9
COURTNEY, Jalen	0-0	0-0	1-2	1	0	1	0	0	0	0	5
DERENBECKER, Matt	3-7	2-4	0-0	2	2	8	3	0	0	1	24
POPULIST, Daron	0-0	0-0	0-0	0	0	0	0	0	0	0	3
Team				4							
Totals	23-62	7-21	9-14	45	13	62	16	11	6	8	200

FG% 1st Half	10-33	30.3%	2nd half:	13-29	44.8%	Game:	23-62	37.1%	DB
3FG% 1st Half	3-12	25.0%	2nd half:	4-9	44.4%	Game:	7-21	33.3%	Reb
FT% 1st Half	5-9	55.6%	2nd half:	4-5	80.0%	Game:	9-14	64.3%	2

Officials: Tom Eades, Rick Hartzell, Roger Ayers
 Technical Fouls: Southern -- None. LSU -- None.
 Attendance: 6739

Southern	12-29 -- 41
LSU	28-34 -- 62

Game 14 - Rice 74, LSU 68

12/29/10 7 p.m. at Tudor Fieldhouse (Houston, Texas)

LSU	FG-A	3FG-A	FT-A	REB	PF	TP	A	TO	BLK	S	MIN
WHITE, Malcolm f	1-4	0-0	0-0	4	5	2	1	0	0	0	13
GREEN, Garrett f	2-5	0-0	0-0	3	3	4	0	0	0	1	12
STRINGER, Andre g	5-12	4-8	5-8	0	5	19	4	2	0	2	27
TURNER, Ralston g	4-18	4-12	2-5	2	4	14	1	1	0	1	30
DOTSON, Aaron g	1-2	0-0	0-1	1	5	2	0	2	0	0	18
BASS, Chris	1-2	1-1	0-0	1	0	3	8	1	0	2	24
LUDWIG, Eddie	0-0	0-0	0-0	4	5	0	1	0	2	13	
COURTNEY, Jalen	0-1	0-0	0-0	0	2	0	0	1	0	0	8
DERENBECKER, Matt	5-9	3-6	4-5	3	2	17	0	1	0	0	23
WARREN, Storm	3-8	0-0	1-5	9	4	7	0	2	0	1	29
POPULIST, Daron	0-1	0-1	0-0	0	2	0	0	0	0	0	3
Team				4							
Totals	22-62	12-28	12-24	31	37	68	14	11	0	9	200

FG% 1st Half	9-26	34.6%	2nd half:	13-36	36.1%	Game:	22-62	35.5%	DB
3FG% 1st Half	8-14	57.1%	2nd half:	4-14	28.6%	Game:	12-28	42.9%	Reb
FT% 1st Half	0-5	00.0%	2nd half:	12-19	63.2%	Game:	12-24	50.0%	6

RICE	FG-A	3FG-A	FT-A	REB	PF	TP	A	TO	BLK	S	MIN
KAZEMI, Arsalan f	4-6	0-0	11-17	17	3	19	1	1	1	2	31
KUIPERS, Lucas f	4-7	1-3	0-0	3	3	9	1	1	0	0	27
ABRAHAM, Trevan g	2-2	0-0	1-2	1	4	5	0	1	0	0	12
JACKSON, Tamir g	4-5	0-0	8-13	3	2	16	4	5	0	1	34
PFLIEGER, Cory g	2-4	1-3	0-1	1	0	5	3	2	0	1	34
SCHWARZE, Nate	0-0	0-0	0-0	0	0	0	1	0	0	0	6
FRIZZELLE, Connor	2-11	0-3	9-10	3	2	13	0	1	0	0	23
BRAIMOH, Suleiman	2-2	0-0	1-2	4	3	5	0	0	0	0	14
BEASLEY, Bryan	0-0	0-0	2-2	2	2	2	0	1	1	1	9
STANTON, Trey	0-1	0-1	0-0	3	1	0	0	2	1	0	10
Team				2							
Totals	20-38	2-10	32-47	39	20	74	10	14	3	5	200

FG% 1st Half	9-19	47.4%	2nd half:	11-29	37.9%	Game:	20-38	52.6%	DB
3FG% 1st Half	1-4	25.0%	2nd half:	1-6	16.7%	Game:	2-10	20.0%	Reb
FT% 1st Half	12-21	57.1%	2nd half:	20-26	76.9%	Game:	32-47	68.1%	9

Officials: Gary Maxwell, James Breeding, Brent Meaux
 Technical Fouls: Rice -- None. LSU -- Ralston.
 Attendance: 3358

LSU	26-42 -- 68
Rice	31-43 -- 74

Game 15 - Virginia 64, LSU 50

1/2/11 5:30 p.m. at John Paul Jones Arena (Charlottesville, Va.)

LSU	FG-A	3FG-A	FT-A	REB	PF	TP	A	TO	BLK	S	MIN
WHITE, Malcolm f	3-9	0-0	5-5	6	3	11	1	2	0	0	33
LUDWIG, Eddie f	0-1	0-0	1-2	4	0	1	1	0	0	0	18
STRINGER, Andre g	2-6	1-3	1-2	2	0	6	1	2	0	1	35
TURNER, Ralston g	5-13	1-5	0-2	5	4	11	1	2	1	1	30
DOTSON, Aaron g	1-7	1-2	4-4	4	3	7	1	1	1	0	27
BASS, Chris	1-5	0-2	0-0	3	2	2	2	2	0	0	22
GREEN, Garrett	6-9	0-1	0-2	5	2	12	0	3	1	1	27
COURTNEY, Jaen	0-0	0-0	0-0	0	0	0	0	0	0	0	1
DERENBECKER, Matt	0-1	0-0	0-0	0	1	0	0	0	0	0	6
POPULIST, Daron	0-0	0-0	0-0	0	0	0	0	0	0	0	1
Team				3							
Totals	18-51	3-13	11-17	32	15	50	7	12	3	3	200

FG% 1st Half	10-25	40.0%	2nd half:	8-26	30.8%	Game:	18-51	35.3%	DB
3FG% 1st Half	0-4	0.0%	2nd half:	3-9	33.3%	Game:	3-13	23.1%	Reb
FT% 1st Half	2-6	33.3%	2nd half:	9-11	81.8%	Game:	11-17	64.7%	4

VIRGINIA	FG-A	3FG-A	FT-A	REB	PF	TP	A	TO	BLK	S	MIN
SHERRILL, Will g	3-4	2-2	0-0	5	3	8	1	1	1	1	24
SENE, Assane c	0-0	0-0	0-0	6	4	0	0	2	1	1	19
EVANS, Jontel g	4-7	0-1	0-0	4	1	8	6	0	0	3	32
HARRIS, Joe g	2-9	2-5	3-4	5	1	9	0	2	2	1	21
HARRELL, KT g	4-9	1-3	6-7	3	3	15	0	1	0	0	26
FARRAKHAN, M.	2-6	1-5	6-8	3	0	11	2	1	0	0	25
REGAN, Will	2-8	0-1	0-0	4	0	4	0	1	2	0	19
ZEGLINSKI, Sammy	0-3	0-2	0-0	1	0	0	0	2	0	0	15
MITCHELL, Akil	4-6	0-0	1-2	3	3	9	1	1	0	0	19
Team				2							
Totals	21-52	6-19	16-21	36	15	64	10	11	6	6	200

FG% 1st Half	10-28	35.7%	2nd half:	11-24	45.8%	Game:	21-52	40.4%	DB
3FG% 1st Half	3-12	25.0%	2nd half:	3-7	42.9%	Game:	6-19	31.6%	Reb
FT% 1st Half	3-4	75.0%	2nd half:	13-17	76.5%	Game:	16-21	76.2%	3

Officials: Jamie Luckie, Roger Ayers, Les Jones
 Technical Fouls: Virginia -- None. LSU -- TEAM.
 Attendance: 10049

LSU	22-28 -- 50
Virginia	26-38 -- 64

Game 16 - LSU 62, Auburn 55

1/8/11 5 p.m. at Auburn Arena (Auburn, Ala.)

LSU	FG-A	3FG-A	FT-A	REB	PF	TP	A	TO	BLK	S	MIN
WHITE, Malcolm f	2-6	0-0	3-4	5	4	7	1	2	1	0	21
LUDWIG, Eddie f	1-3	0-0	4-5	4	1	6	2	2	0	2	23
STRINGER, Andre g	3-13	2-11	1-3	2	0	9	3	1	0	2	37
DERENBECKER, M. g	6-12	3-7	0-0	8	2	15	3	2	0	1	39
DOTSON, Aaron g	1-5	0-1	0-1	4	2	2	0	3	0	2	23
BASS, Chris	1-3	0-0	1-1	3	1	3	4	4	0	0	22
GREEN, Garrett	9-11	0-0	0-0	5	3	18	1	3	1	1	28
WARREN, Storm	1-3	0-0	0-2	6	0	2	0	1	2	1	7
Team				4							
Totals	24-56	5-19	9-16	41	13	62	14	18			

Game 17 - LSU 56, Arkansas 53

1/12/11 7 p.m. at Maravich Center (Baton Rouge, LA)

ARKANSAS	FG-A	3FG-A	FT-A	REB	PF	TP	A	TO	BLK	S	MIN
JOHNSON, Delvon f	4-6	0-0	2-2	5	2	10	0	1	3	2	33
POWELL, Marshawn f	7-12	0-0	1-1	6	4	15	0	0	0	0	21
CLARKE, Rotnei g	1-7	1-7	2-3	3	1	5	1	1	0	0	29
NOBLES, Julyssees g	1-10	0-6	2-2	0	5	4	1	1	0	0	29
PETERSON, jeff g	1-8	0-3	0-0	2	2	2	4	3	0	0	19
WADE, Mardracus	1-2	0-1	2-3	1	3	4	1	1	0	2	19
FARMER, Jemal	0-0	0-0	0-0	0	1	0	0	1	0	1	2
BRYANT, Glenn	1-1	0-0	1-2	2	3	3	0	0	0	0	9
BRITT, Marcus	3-7	1-3	1-1	2	3	8	2	1	0	2	22
WAITHE, Marvell	0-1	0-0	0-0	2	0	0	0	0	0	0	5
SANCHEZ, Michael	0-3	0-0	2-2	3	1	2	0	1	0	0	12
Team				6							
Totals	19-57	2-20	13-16	32	25	53	9	10	3	7	200

FG% 1st Half	5-27	18.5%	2nd half:	14-30	46.7%	Game:	19-57	33.3%	DB
3FG% 1st Half	1-9	11.1%	2nd half:	1-11	9.1%	Game:	2-20	10.0%	Reb
FT% 1st Half	6-9	66.7%	2nd half:	7-7	100.0%	Game:	13-16	81.3%	1

LSU	FG-A	3FG-A	FT-A	REB	PF	TP	A	TO	BLK	S	MIN
WHITE, Malcolm f	6-11	0-0	1-2	7	4	13	1	4	1	0	25
LUDWIG, Eddie f	1-2	0-0	1-2	1	3	3	0	0	0	0	12
STRINGER, Andre g	2-8	1-5	6-9	4	0	11	7	2	0	1	35
DERENBECKER, M. g	5-9	0-4	2-4	6	2	12	2	3	0	2	38
DOTSON, Aaron g	0-2	0-2	3-4	8	0	3	1	4	0	0	27
BASS, Chris	0-3	0-0	2-2	2	2	2	2	0	0	0	18
WARREN, Storm	1-3	0-0	0-1	5	0	2	0	0	1	2	11
Team				3							
Totals	19-48	1-13	17-31	46	14	56	14	14	3	6	200

FG% 1st Half	12-28	42.9%	2nd half:	7-20	35.0%	Game:	19-48	39.6%	DB
3FG% 1st Half	1-12	8.3%	2nd half:	0-1	0.0%	Game:	1-13	7.7%	Reb
FT% 1st Half	6-13	50.0%	2nd half:	11-19	57.9%	Game:	17-31	54.8%	5

Officials: Antinio Petty, Mike Nance, Ron Groover

Technical Fouls: Arkansas -- None. LSU -- None.

Attendance: 7023

Arkansa 17-36 -- 53
LSU 31-25 -- 56

Game 18 -- Kentucky 82, LSU 44

1/15/11 4 p.m. at Rupp Arena (Lexington, Ky.)

LSU	FG-A	3FG-A	FT-A	REB	PF	TP	A	TO	BLK	S	MIN
WHITE, Malcolm f	0-3	0-0	0-0	3	5	0	0	1	2	0	15
LUDWIG, Eddie f	3-6	1-1	0-0	4	1	7	0	1	0	0	18
STRINGER, Andre g	3-16	0-10	0-0	4	2	6	1	4	0	1	30
DERENBECKER, M. g	2-9	0-5	0-0	2	1	4	3	0	0	0	26
DOTSON, Aaron g	2-6	0-3	6-9	4	3	10	0	2	0	2	35
BASS, Chris	0-3	0-0	0-0	5	1	0	4	3	0	0	29
GREEN, Garrett	5-16	2-5	1-2	9	4	13	0	2	1	0	26
WARREN, Storm	2-5	0-0	0-1	1	0	4	0	1	2	0	13
COURTNEY, Jalen	0-1	0-0	0-0	2	0	0	0	1	0	0	8
Team				8							
Totals	17-65	3-24	7-12	42	17	44	8	15	5	3	200

FG% 1st Half	6-33	18.2%	2nd half:	11-32	34.4%	Game:	17-65	26.2%	DB
3FG% 1st Half	1-12	8.3%	2nd half:	2-12	16.7%	Game:	3-24	12.5%	Reb
FT% 1st Half	6-10	60.0%	2nd half:	1-2	50.0%	Game:	7-12	58.3%	1,3

KENTUCKY	FG-A	3FG-A	FT-A	REB	PF	TP	A	TO	BLK	S	MIN
HARRELLSON, Josh f	1-6	0-0	0-1	14	2	2	0	2	3	2	24
MILLER, Darius g	7-11	1-4	0-0	4	2	15	0	1	1	2	26
KNIGHT, Brandon g	7-14	5-7	0-0	6	0	19	2	1	0	2	32
LAMB, Doron g	3-7	1-2	3-3	4	2	10	5	1	0	1	22
LIGGINS, DeAndre g	6-10	3-3	0-0	1	1	15	3	0	1	2	32
POOLE, Stacey	0-1	0-0	0-0	1	1	0	0	0	0	0	4
JONES, Terrence	3-12	0-2	11-14	7	2	17	0	2	1	0	23
HOOD, Jon	1-6	0-2	0-0	4	2	2	3	0	0	1	20
POLSON, Jarrod	0-0	0-0	0-0	0	0	0	0	0	0	0	3
VARGAS, Eloy	1-3	0-0	0-0	4	1	2	0	0	0	0	14
Team				5							
Totals	29-70	10-20	14-18	50	13	82	13	7	6	10	200

FG% 1st Half	17-36	8.3%	2nd half:	12-34	35.3%	Game:	29-70	41.4%	DB
3FG% 1st Half	7-12	58.3%	2nd half:	3-8	37.5%	Game:	10-20	50.0%	Reb
FT% 1st Half	7-11	63.6%	2nd half:	7-7	100.0%	Game:	14-18	77.8%	1,1

Officials: J. B. Caldwell, Bert Smith, Bruce Benedict

Technical Fouls: Kentucky -- None. LSU -- None.

Attendance: 24,330

LSU 19-25 -- 44
Auburn 48-34 -- 82