

18 University of Kentucky

January 15, 2011 * 4 p.m. EST * SEC Network
Lexington, Ky. * Rupp Arena

LSU (10-7, 2-0)

November

Fri. 12	NORTHWESTERN STATE	W, 87-78
Tues. 16	NICHOLLS STATE	L, 53-62
Thurs. 18	TENN-MARTIN (CST)	W, 79-56
Sun. 21	Memphis (at Tupelo, Miss.)(CBSCS)	L, 60-71
Wed. 24	CENTENARY	W, 78-36
Sun. 28	at South Alabama (CSS)	W, 80-65
Tues. 30	HOUSTON	W, 73-57

December

Sat. 11	CENTRAL MICHIGAN (CST)	W, 59-55
Mon. 13	COASTAL CAROLINA	L, 69-78 (ot)
Thurs. 16	MCNEESE (CST)	W, 78-66 (ot)
Sat. 18	WICHITA STATE (at Bossier City)(CST)	L, 69-70
Wed. 22	NORTH TEXAS (CST)	L, 55-75
Mon. 27	SOUTHERN (CST)	W, 62-41
Wed. 29	at Rice (CBSCS)	L, 68-74

January

Sun 2	at Virginia (FSN)	L, 50-64
Sat. 8	*at Auburn (FSN)	W, 62-55
Wed. 12	*ARKANSAS (SEC Network)	W, 56-53
Sat. 15	*at Kentucky (SEC Network)	3 p.m.
Sat. 22	*OLE MISS (SEC Network)	12:30 p.m.
Wed. 26	*at Tennessee (SEC Network)	7 p.m.
Sat. 29	*at Alabama (FSN)	7 p.m.

February

Wed. 2	*SOUTH CAROLINA (SEC Network)	7 p.m.
Sat. 5	*MISSISSIPPI STATE (SEC Network)	3 p.m.
Wed. 9	*at Ole Miss (CSS/CST)	8 p.m.
Sat. 12	*at Arkansas (SEC Network)	7 p.m.
Thurs. 17	*ALABAMA (ESPN/ESPN2)	8 p.m.
Sun. 20	*FLORIDA (ESPN/ESPN2)	Noon
Wed. 23	*at Mississippi State (CSS/CST)	8 p.m.
Sat. 26	*VANDERBILT (SEC Network)	12:30 p.m.

March

Wed. 2	*at Georgia (SEC Network)	7 p.m.
Sat. 5	*AUBURN (FSN)	6 p.m.
March 10-13 SEC Tournament (Atlanta, Ga.)		

On the Air

Radio • LSU Sports Radio Network

Jim Hawthorne, play-by-play
Kevin Ford, host/analyst

Television • SEC Network

Carter Blackburn, play-by-play
Mark Gottfried, analyst



PROJECTED LSU LINEUP

G 10 Andre Stringer (5-9, Fr., Jackson, Miss.) 13.4 ppg, 2.4 rpg, 3.0 apg (10.0 ppg, 3.0 rpg, 5.0 apg in SEC)

Had 21 points on two occasions ... Hit four treys five times ... Started at point since third game ... Long-range shooter hit 36 treys (2.1 a game) ... Led in scoring in 8 games, double figures 12 ... Season best seven assists vs. Arkansas, just two turnovers (1/12) ... 37-of-102 (35.3% from arc) ... 76.1 percent from line (70-92).

G 21 Matt Derenbecker (6-7, Fr., Metairie, La.) 5.8 ppg, 2.1 rpg (13.5 ppg, 7.0 rpg in SEC)

Made his first start with Ralston Turner out at Auburn (1/8) ... Had 3rd double figure game of year with 15 points ... Posted second straight double figure game with 12 vs. Arkansas (1/12) ... Played 77 minutes last two games combined.

G 45 Aaron Dotson (6-4, So., Seattle Wash.) 7.4 ppg, 3.2 rpg (2.5 ppg, 6.0 rpg in SEC)

Looks to find touch again that he had earlier in the season ... Sophomore season overall improved finally shaking knee injury from high school senior season ... Double figures four times.

F 13 Eddie Ludwig (6-9, So., Metairie, La.) 3.2 ppg, 2.9 rpg (4.5 ppg, 2.5 rpg in SEC)

Replaced Storm Warren in the last two games because of tendonitis in right achilles ... Had six points and four rebounds in 23 minutes in the Auburn win ... Ludwig making 78.9 percent at the line (30-of-38).

F 5 Malcolm White (6-9, Jr., Baton Rouge, La.) 8.9 ppg, 5.6 rpg, 1.2 bpg (10.0 ppg, 6.0 rpg in SEC)

Ole Miss transfer returned to starting lineup at Rice (12/29) after coming off the bench against Southern (12/27) to record second double double of career (both at LSU) ... Has started 16 of 17 games ... 57-of-115 from field (49.6 percent) ... Ninet games scoring in double figures ... Leads team in blocks with 21.

STORYLINES

- LSU is now 2-0 in the SEC for the first time since 2006

- In LSU's last three wins (Southern, Auburn, Arkansas), the Tigers have held the teams to just 35 points combined and a 11-of-77 from the field (14.3 percent) ... LSU was up 28-12 at the half against Southern (12/27), 32-6 at Auburn (1/8) and 31-17 versus Arkansas (1/12).

- LSU held Auburn (1/8) to just six points in the first half of the game at Auburn, which puts the defensive effort in a tie for second for the fewest points in the first half during the NCAA shot clock era ... Earlier this year, Notre Dame held California to five points in the first half.

- The Tigers are 2-0 in the league playing without their leading scorer, Ralston Turner, who is nursing a stress reaction on his right foot, and Storm Warren, who has been limited to 18 minutes over three games (missing the Virginia game completely) with tendonitis in his right Achilles ... Ralston is out for the Kentucky game and Warren listed as probable.

- Garrett Green continues to play hard off the bench as, following a career high 18 points against Auburn (1/8), he played 34 minutes versus Arkansas and had his second double double of the season and his career.

- Also in double figures against Arkansas

was Malcolm White (13), Andre Stringer (11) and Matt Derenbecker (12) ... Derenbecker, the freshman from Metairie, has scored in double figures in both games starting in place of Turner.

- LSU is now 40-13 in the Trent Johnson era when allowing less than 70 points and it was just the 4th win in 25 games (2nd this year) that LSU has won when scoring less than 60 points.

- Kentucky leads the overall series, 79-24, but LSU has won two of the last three and three of the last six, including the last visit to Rupp in 2009 ... Kentucky leads, 38-5 in Lexington ... Coach J is 2-1 versus UK.

BREAKDOWN

LSU

Record	10-7, 2-0
Ranking	N/A
Last Game	January 12 in Baton Rouge defeated Arkansas, 56-53
Head Coach	Trent Johnson
Career Record	207-156/12th season
LSU Record	48-35/3rd season
vs. UK:	2-1

University of Kentucky

Record	13-3, 1-1
Ranking	13th AP, 15th ESPN/USA Today
Last Game	January 11 in Lexington defeated Auburn, 78-54
Head Coach	John Calipari
Career Record	493-146
UK Record	48-6 (2nd season)
vs. LSU	1-0

Upcoming LSU Basketball Media Calendar

17 MONDAY Trent Johnson Radio Show at T J Ribs (7 p.m., LSU Sports Radio Network) SEC Teleconference, Coach Johnson at 10:28 a.m. Contact SEC Office for number and passcodes	18 TUESDAY	19 WEDNESDAY	20 THURSDAY MEDIA SESSION -- 2 p.m. Practice Facility	14 FRIDAY Depart for Lexington	15 SATURDAY Game No. 18 LSU at Kentucky, 3 p.m. CST (Rup Arena). TV: SEC Network, ESPN3. Radio: LSU Sports Radio Network (100.7 FM in Baton Rouge).	16 SUNDAY Inside LSU Basketball presented by Academy Sports and Outdoors, LSU Sports Television Network, 10:35 p.m. WBRZ-TV in Baton Rouge
--	-----------------------------	-------------------------------	---	--	---	--

LSU Media Services

Media Availability

Coach Trent Johnson is available in his office for early morning appointments and phone interviews. Please contact Basketball SID Kent Lowe (225-578-1864, clowe@lsu.edu) at least 24 hours in advance.

SEC Teleconference

The 12 SEC coaches are featured on a teleconference each Monday through the conference season. The conference starts at 10 a.m. (CST). Coach Johnson is on at 10:28 a.m. CST. To access the media only number contact Kent Lowe or the SEC Media Relations Office (205-458-3010).

Media Sessions

Coach Johnson meets with during SEC season on Mondays and Thursdays prior to games, before practice at a time to be announced, in the practice facility meeting room. Some travel and scheduling issues may change the time and day so media should contact the Sports Information Office to confirm start time.

The Trent Johnson Show

Presented by Capital One Bank

The weekly call-in show takes place Mondays at 7 p.m. from T.J. Ribs on Acadian Thruway ... The show airs in Baton Rouge on local flagship New Country 100.7 FM The Tiger, on the Internet at www.LSUports.net and on many LSU Sports Radio Network affiliates.

Inside LSU Basketball

Coach Johnson's weekly TV show is on a state-wide network ... WBRZ-TV, Channel 2, airs the show at 10:35 p.m. Sundays Television affiliates for the show are listed online at LSUports.net/tvaffiliates

Player Media Sessions

The players will be available at the media sessions that are normally conducted on Mondays and Thursdays during the SEC season. Please let Kent Lowe (225-578-1864, clowe@lsu.edu) know which players you would like to have at the media session at least 24 hours in advance.

Post Game

Coach Johnson will be in the media room of the practice facility after the game and the NCAA cooling off period ... Requested players will be brought to the practice facility media room as well. ... THE LSU DRESSING ROOM IS CLOSED ... To reach the media room, take the Northwest Corridor portal (where the LSU team enters the floor) ... When reaching the multi-purpose room and the glass doors, turn right ... Before reaching the steps, turn left and then take a right down the first hallway to the double wood doors and enter the media room. LSU marshalls will help direct you to the area ... The visiting coach has an interview area (where the pre-game meal is served) that he can use for his post-game media obligations if he wishes.

WHO TO CONTACT

Sports Information Office

(225) 578-8226

Michael Bonnette - mbonnet@lsu.edu

Assoc. AD/Sports Information Director

C. Kent Lowe - clowe@lsu.edu

Sr. Assoc. Sports Information Director (Basketball Contact)

Jake Terry - jterry9@lsu.edu

Associate Sports Information Director (Social Media)

LSU Television

Kevin Wagner - jwagne2@lsu.edu

LSU Radio

Jim Hawthorne - lsuradio@lsu.edu

LSU Sports Information Mailing Address

P.O. Box 25095, Baton Rouge, LA 70894

ON THE INTERNET

www.LSUports.net/media

The Official Website of LSU Athletics is home to all the basketball information you need. Schedules, results, rosters, bios, statistics and game notes can be found and are always up to date.

<http://media.lsuports.net>

Media can access images for all LSU athletic teams, including action shots, heads shots, logos, etc. To gain access to the high-resolution pictures, email Michael Bonnette. You will be assigned a login and password that will enable you to retrieve pictures. This service is for the media use only.

LSUports.net/media

Request credentials online, go to the men's basketball link.



LSU Basketball on Twitter & Facebook

[facebook.com/lsubasketball](https://www.facebook.com/lsubasketball)
twitter.com/lsubasketball
twitter.com/lisucoachjohnson
twitter.com/lsumediaalerts
LSUports.net/connect

Trent Johnson

Head Coach • 3rd year at LSU (12th year as head coach)

Trent Johnson believes the LSU basketball program is moving forward.

With an outstanding recruiting class of student-athletes that fit the LSU program, Johnson is anxious to see this group "be a team" in 2010-11.

As Johnson, the 20th head men's basketball coach at LSU enters his third season, he seeks to build on more than a decade of excellence at LSU, Stanford and Nevada. Having earned Conference Coach of the Year in all three leagues (WAC, Pac-10 and SEC), Johnson and his staff continue toward maintaining LSU basketball as one of the premier programs in the country.

In his first season at LSU, Johnson led the Tigers to 27 wins, tied for the third most wins in a season in LSU history, and won the SEC regular season championships with a record of 13-3. LSU returned to the NCAA Tournament for the first time since 2006, advancing to the second round before falling, 84-70, to North Carolina. In the opening round, LSU defeated nationally-ranked Butler.

Coach Johnson, who eats, sleeps and drinks college basketball year round, believes in both development on the court and also personal, social and academic development. As players grasp his vision for success, they have the opportunity to embrace playing in a face-paced system, executing in the half court and defending and rebounding at a high level.

Johnson has a record of success that continues here at LSU. His team will have to blend together and learn from a coach that is a fierce competitor who exudes and demands toughness.

His devotion to the team, his protective beliefs toward his players and his loyalty to his former players is evidenced by the fact that three of his former players are now members of the LSU basketball staff. Johnson is a program builder and he has re-established the base of the LSU program by visiting with former players and coaches to bring together the past, present and the future of the program.

Johnson also is charged with the development of athletes both on and off the court. Off the court, he is working hard to make sure student-athletes understand the "student" part of their days at LSU. At all three spots in his head coach-

ing career, he has developed not just successful athletes and winning basketball teams, but young men who are having success in life.

In his head coaching career, he has taken teams in seven of the last eight seasons to post-season play, including five NCAA appearances. In addition, Johnson has seen six of his former assistant coaches become head coaches at successful programs.

Johnson has been rewarded as the consensus SEC Coach of the Year and was a finalist for four national coach of the year honors as he became the first LSU men's basketball coach to win the league title and take the team to post-season play in his first year at the school.

Under Johnson's watch, he has already coached an SEC POY in Marvus Thornton who now plays for the NO Hornets, Garrett Temple who is in his second year in the NBA with the San Antonio Spurs and Tasmin Mitchell, who finished his career as the third all-time leading scorer and sixth all-time rebounder in school history.

Thornton, Temple and Mitchell represent Johnson's ability to teach and mold a well-rounded basketball player into having both a good offensive and defensive presence that can benefit the team and provide a chance to play at the next level.

Johnson has always been a big believer in special causes and joined former LSU basketball coach Dale Brown and star center Shaquille O'Neal in cutting a series of commercials that aired nationally for the "Be A Match" organization in support of bone marrow donors.

This past June, Johnson was part of a 10-day trip to Africa as part of the TRIAD Trust program that was established to stop the transmission of HIV through culturally relevant, locally sustainable health and life skills education-based programs in communities affected by HIV/AIDS.

He also is a member of the Board of Directors of the National Association of Basketball Coaches and has served on the NABC Special Committee on Recruiting and Access.

Johnson, who was born in Berkeley, Calif., and calls Seattle, Wash., his home, is married to Jackie and they have two children: a daughter, Tinishia, 27, and a son, Terry, 24.



The Johnson File

NAME: Trent Johnson
BIRTH DATE: September 12, 1956
AGE: 54
BIRTHPLACE: Berkeley, Calif.
HOMETOWN: Seattle, Wash.
WIFE: Jackie
CHILDREN: Tinishia (27), Terry (24)
COLLEGE: BS, Boise State University, 1986

PLAYING EXPERIENCE

Boise State University (Boise, Idaho)

Finished in the top 10 in career scoring and rebounding at the school ... In 1976, team advanced to NCAA Tournament after winning the Big Sky Tournament ... In his junior year, named the Most Improved Player and in his final season was named All-Big Sky.

COACHING EXPERIENCE

1986-89 - Assistant Coach, Utah
1989-92 - Assistant Coach, University of Washington
1992-96 - Assistant Coach, Rice.
1996-99 - Assistant Coach, Stanford
1999-04 - Head Coach, University of Nevada ... Compiled a 79-74 overall record ... 2003 team went to NIT, 2004 team won WAC Tourney and advanced to the NCAA Sweet 16.
2004-08 - Head Coach, Stanford ... Four year record of 80-47 ... Team advanced to post-season play each of his four years, 2008 team won 28 games and advanced to the NCAA Sweet 16.
April 10, 2008 -- Named the 20th Head Basketball Coach at LSU.
2008-09 -- LSU wins the SEC title with 13-3 record, finishes 27-8 and advances to the second round of NCAA Tournament to push mark to seven straight years of coaching teams to post-season play.
Nov. 24, 2010 -- Won his 200th game as a collegiate head coach (78-36, vs. Centenary).

LEAGUE COACH OF THE YEAR HONORS

2003 -- Western Athletic Conference
2008 -- Pac-10
2009 -- Southeastern Conference

The Trent Johnson Record

YEAR	SCHOOL	/---OVERALL---/		/---CONF.---/		FINISH
		W-L	PCT.	W-L	PCT.	
1999-00	Nevada	9-20	.310	6-10	.375	3rd-Big West
2000-01	Nevada	10-18	.357	3-13	.187	9th-WAC
2001-02	Nevada	17-13	.567	9-9	.500	5th-WAC
2002-03	Nevada	18-14	.562	11-7	.611	4th-WAC NIT First Round
2003-04	Nevada	25-9	.735	13-5	.722	1st WAC/Tourney Champ; NCAA Sweet 16
2004-05	Stanford	18-13	.581	11-7	.611	4th-Pac 10/NCAA First Round
2005-06	Stanford	16-14	.533	11-7	.611	5th-Pac 10/NIT Second Round
2006-07	Stanford	18-13	.581	10-8	.555	6th-Pac 10/NCAA First Round
2007-08	Stanford	28-7	.800	13-5	.722	2nd-Pac10/NCAA Sweet 16
2008-09	LSU	27-8	.771	13-3	.812	1st-West, SEC Champs, NCAA 2nd rd.
2009-10	LSU	11-20	.354	2-14	.125	6th-West
2010-11	LSU	10-7	.588	2-0	1.000	
Totals	12 Years	207-156	.570	104-88	.542	7 tournaments, 2 NCAA Sweet 16
Nevada	5 Years	79-74	.516	42-44	.488	1 WAC title, 1 NCAA Sweet 16
Stanford	4 Years	80-47	.630	45-27	.625	4 tournaments, 1 NCAA Sweet 16
LSU	3 Years	48-35	.578	17-17	.500	1 SEC Title, 1 NCAA 2nd Rd.

CAREER SPECIALTY NUMBERS

CAREER DOUBLE-FIGURE GAMES

Storm Warren 25
 Andre Stringer 12
 Ralston Turner 11
 Malcolm White 9
 Aaron Dotson 7
 Garrett Green 5
 Matt Derenbecker 4

CAREER DOUBLE-FIGURE REBOUNDS

Storm Warren 12
 Malcolm White 2
 Garrett Green 2

CAREER DOUBLE-DOUBLES

Storm Warren 11
 Malcolm White 2
 Garrett Green 2

CAREER THREE-POINTERS

Andre Stringer 36
 Ralston Turner 34
 Aaron Dotson 20
 Matt Derenbecker 15
 Chris Bass 11
 Daron Populist 7
 Garrett Green 5
 Jalen Courtney 1

CAREER ASSISTS

Chris Bass 187
 Aaron Dotson 62
 Andre Stringer 51
 Eddie Ludwig 31
 Storm Warren 27
 Ralston Turner 23
 Matt Derenbecker 17
 Garrett Green 17
 Daron Populist 15
 Malcolm White 6

CAREER BLOCKS

Storm Warren 77
 Garrett Green 24
 Malcolm White 21
 Aaron Dotson 19
 Chris Bass 7
 Andre Stinger 4
 Eddie Ludwig 3
 Ralston Turner 3
 Matt Derenbecker 1

CAREER STEALS

Storm Warren 68
 Chris Bass 41
 Eddie Ludwig 27
 Garrett Green 25
 Aaron Dotson 20
 Andre Stringer 20
 Ralston Turner 10
 Matt Derenbecker 8
 Malcolm White 4
 Daron Populist 1

2010-11 LSU Men's Basketball Roster

NO.	NAME	CL.	POS.	HT.	WT.	EXP.	HOMETOWN/LAST SCHOOL
3	Garrett Green	Jr.	F	6-11	230	2VL	Woodland Hills, Calif/Taft HS
4	Chris Bass	Jr.	G	6-1	185	2VL	Baton Rouge, La./Lee Academy (Ma.)
5	Malcolm White	Jr.	F	6-9	225	RS	Baton Rouge, La./Ole Miss
10	Andre Stringer	Fr.	G	5-9	170	HS	Jackson, Miss./Forest Hill HS
13	Eddie Ludwig	So.	F	6-9	215	1L	Metairie, La./Metairie Park Country Day
14	Jalen Courtney	Fr.	F	6-8	210	HS	Jackson, Miss./Provine HS
21	Matt Derenbecker	Fr.	F	6-7	185	HS	Metairie, La./Metairie Park Country Day
22	Ralston Turner	Fr.	G	6-6	193	HS	Muscle Shoals, Ala./Muscle Shoals HS
24	Storm Warren	Jr.	F	6-7	230	2L	Monroe, La./Richwood HS
25	Daron Populist	So.	G	5-10	170	1L	Slidell, La./Salmen HS
41**	Justin Hamilton	Jr.	C	6-11	260	TR	Alpine, Utah/Iowa State
45	Aaron Dotson	So.	G	6-4	205	1L	Seattle, Wash./Rainier Beach HS
55**	Andrew Del Piero	So.	C	7-2	286	RS	Austin, Texas/Westlake HS

**redshirt in 2010-11 after transferring from Iowa State; **redshirt in 2010-11

Head Coach: Trent Johnson (Boise State, '86), 3rd year at LSU

Assistant Coach: Donny Guerinoni (Nevada, '01), 3rd year at LSU

Assistant Coach: Lynn Nance (Washington, '65), 1st year at LSU

Assistant Coach: Brent Scott (Rice, '03), 3rd year at LSU

Director of Basketball Operations: Nick Robinson (Stanford, '05), 2nd year at LSU

Executive Asst. to Head Coach: Brittany Carvalhido (Oklahoma State, '05), 1st year LSU men, 3rd year at LSU

A High School Correction

We must make note that there is a mistake in the written media guide publications on the high school of LSU's Andre Stringer ... He is actually from Forest HILL High School in Jackson, Miss., not Forest Park as appears in the guide ... He is one of two players from Jackson as Jalen Courtney came to LSU from Provine High.

Transactions

Center Andrew Del Piero was redshirted prior to the beginning of the season ... Dennis Harris sprained his left ankle the week of the season opener ... Missed the first seven games, but returned against Central Michigan (12/11) ... Eddie Ludwig saw limited time in mid-December due to a cut on his head ... Dennis Harris was dismissed from the team on Jan. 7 because of violation of team rules ... **Ralston Turner suffered a stress reaction in his right foot late in the Virginia game (1/2) and missed the Auburn (1/8) and Arkansas (1/12) games ... As of Thursday AM, status listed as out for Kentucky ... Storm Warren did not play vs. Virginia (1/2) with tendonitis in his right Achilles ... He did play seven minutes off the bench against Auburn (1/8) and 11 against Arkansas (1/12) ... Listed as probable for Kentucky.**

The Numbers Game

Here are some of the important numbers with the LSU basketball program:

103 -- This is the 103rd season of basketball at LSU.

33-4 -- LSU record in Trent Johnson era when scoring at least 70 points.

6 -- Fewest points in a half LSU has allowed (1/8 first half at Auburn) ... Previous mark 9 vs. N. Carolina (12/4/82)

4-21 -- Arkansas win (1/12) marked the fourth time in the Trent Johnson era and the second time this season (Central Michigan the other - 12/11) that LSU has won when scoring less than 60 points.

7-0, 21-3 -- LSU is 7-0 this season, 21-3 in the Trent Johnson era when LSU allows less than 60 points.

2-2 -- LSU record in overtime in Trent Johnson era (1-1 this season, C. Carolina, 12/13, McNeese 12/16)

5 -- No of wins in the Trent Johnson era when LSU trailed both at the 10 and 5 minute marks (last Central Michigan, 12/11)

1 -- One loss in Trent Johnson era when LSU scores at least 80 points (Aub, 1/20/10)

11 -- Number of career double doubles by Storm Warren (two this season)

2 -- Number of career double doubles this season and career for Malcolm White and Garrett Green.

10-0 -- Record when LSU shoots 50 percent or better in the Trent Johnson era (3-0 this year)

7 -- Number of times LSU has won when outrebounded in Trent Johnson era (7-21 record)

38-11 -- Record when LSU out rebounds opponent, but two losses this year (Nicholls, Memphis).

43-5 -- Record when LSU out shoot opponents.

1407 -- Number of LSU wins in program history (1,400 came 11/24 vs. Centenary)

6 -- Number of SEC titles LSU has won since 1980 (second most in SEC)

3 -- Number of SEC Championships won or shared since 2000 (2000, 2006, 2009)

10 -- Number of SEC championships LSU has won, second most in league.

Last Game – LSU 56, Arkansas 53 (January 12 -- Baton Rouge)

LSU equaled its Southeastern Conference win total of a year ago with a win over Arkansas on Wednesday night that put the Tigers at 2-0 in the league and 10-7 overall ... For the third straight LSU win, it was a strong first half that propelled them to the win ... This time, LSU held Arkansas to 17 first-half points and 18.5 percent shooting (5-of-27) with a 30-14 advantage on the boards ... Four LSU players were in double figures with Malcolm White leading the way with 13 points ... Matt Derenbecker made it two-for-two in double figure games when starting in place of Ralston Turner, scoring 12 ... Andre Stringer had 11 points and Garrett Green, off the bench, posted his second collegiate double double this season with 10 points and 10 rebounds.

Both SEC games started basically the same ... LSU fell behind 2-0, tied the game at 2-2 and never trailed ... LSU posted a 24-9 run over first 12 minutes to go up 24-11 and led the game 31-17 at the intermission ... LSU's largest lead was 18 points with 16:13 to go and the Tigers again persevered down the stretch to get the victory.

LSU shot 39.6 percent for the game (19-48) but struggled at the line (17-of-31, 54.8%) and the arc (1-of-13, 7.7%) ... It was LSU's worst three-point percentage since the Dec. 29, 2009 game at Xavier when LSU was just 1-of-14 at the arc ... The Tigers nearly held Arkansas to the worst three-point shooting percentage in almost five years as the Razorbacks were 2-of-20 from the floor, just shy of becoming the first team to shoot under 10 percent from three-point line against the Tigers since 2006 ... For the game, the Tigers out rebounded the Razorbacks, 46-32, including 12-6 on the offensive boards ... LSU had 14 assists on 19 buckets in the game (73.4 percent) and had eight assists on the first 10 LSU baskets of the contest.

About These First Halves

There has been a similar look in the last three LSU victories against Southern (Dec.27), Auburn (1/8) and Arkansas (1/12) and there has been a similar pattern in LSU's two losses between the Southern and Auburn games at Rice (Dec. 29) and at Virginia (Jan. 2).

The numbers:

Southern – 4-of-26 FG (15.4%), 1-of-5 3FG (20%), out rebounded by 4 ... LSU leads, 28-12
Auburn – 2-of-24 FG (8.3%), 1-of-8 3FG (12.5%), out rebounded by 12 ... LSU Leads, 32-6
Arkansas – 5-of-27 FG (18.5%), 1-of-9 3FG (11.1%), out rebounded by 16 ... LSU leads, 31-17

The three teams were a combined 11-of-77 (14.3%) from the field, 3-of-22 from three-point range and were out rebounds a combined 32 boards in the three games.

In the Rice and Virginia games, it was a slow start in the first few minutes that put LSU behind the eight-ball from the beginning.

At Rice – Up 3-0 in first 16 seconds, Rice scores the next 13 points ... LSU loses, 74-68.
At Virginia – Tied at 2-2, 18:10 1st half, UVA scores next eight points ... LSU loses, 64-50.

LSU's first half against Auburn (1/8), a combination of LSU defense and a bunch of Auburn missed shots that led to LSU's 32-6 advantage that sent researchers scrambling for the record books for fewest points in a first half in the shot clock era:

1. 5 – by California, vs. Notre Dame (21), 11-26-10
2. 6 – by Auburn, vs. LSU (32), 1-8-11
2. 6 – by Northwestern, vs. Illinois (30)

Savannah State scored just four points in the second half on Jan. 7, 2008 against Kansas State for the fewest points allowed in any half.

The LSU school record actually came in the pre-shot clock era of nine points scored by North Carolina on Dec. 4, 1982 ... In the shot clock era, the fewest points is the 10 Nicholls scored in the second half on Dec. 30, 2001 ... In an SEC game, the previous low LSU has surrendered is 14 by Alabama in the first half on Jan. 20, 1988.

The SEC Network

For the second straight year the SEC's syndicated network will host the Tigers nine times (which makes local affiliates in Baton Rouge and New Orleans extremely happy).

It's all part of the league's 15-year contracts with ESPN and CBS that also involves FSN and CSS/CST ... Besides the Tigers nine appearances on the SEC Network, LSU has two remaining appearances on FSN, two on CSS/CST and two on the ESPN Family of Networks.

League games are also available outside the SEC viewing area on ESPN3.

About Kentucky, The Series

Kentucky is 13-3 on the season after a 78-54 win over Auburn Tuesday night at Rupp Arena ... The Kats are now 1-1 in the SEC after opening with a 77-70 road loss at Georgia one Saturday ago (1/8) ... Against Auburn, Terrence Jones in 30 minutes scored 35 points on 11-of-17 shooting,

CAREER DOUBLE-DOUBLES

STORM WARREN (11)

Game	Date	Pts	Reb
Alcorn State	11/20/08	11	11
ULM	11/13/09	15	12
Indiana State	11/16/09	14	12
Western Ky.	11/17/09	20	11
UL-Laf.	12/1/09	18	16
N'wesern st.	12/12/09	21	16
SE Louisiana	12/14/09	14	12
Nicholls	12/17/09	13	11
Auburn	1/20/10	17	11
UT-Martin	11/18/10	12	11
Houston	11/30/10	12	11

MALCOLM WHITE (2)

Game	Date	Pts	Reb
UT-Martin	11/18/10	12	15
Southern	12/27/10	16	11

GARRETT GREEN (1)

Game	Date	Pts	Reb
Wichita St	12/18/10	15	13
Arkansas	1/12/11	10	10

LSU Scoring Runs

5-0	21
6-0	17
7-0	9
8-0	5
9-0	5
10-0	5
11-0	2 (UTM, C. Mich)
12-0	
13-0	
14-0	1 (Centenary)
15-0	2 (Auburn, Auburn)

Opp. Scoring Runs

5-0	14
6-0	12
7-0	10
8-0	6
9-0	6
10-0	
11-0	2 (C. Mich, Auburn)
12-0	
13-0	1 (Rice)
14-0	1 (C. Carolina)
18-0	1 (Auburn)

COMPARING THE STATISTICS

Overall	LSU	UK
Scoring Average	67.0	79.9
Opp. Scoring Average	62.1	63.1
Scoring Margin	+4.9	+16.8
FG Percentage	41.8	46.9
Opp. FG Percentage	38.4	38.6
3 PT FG Pct.	34.9	40.7
Opp. 3 PT FG Pct.	28.4	31.8
3FGs per Game	6.1	8.2
FT Percentage	66.0	69.2
Opp. FT Percentage	68.1	70.7
FT Made Per Game	15.8	15.4
Rebound Avg.	37.7	40.2
Opp. Rebound Avg.	35.1	33.0
Rebound Margin	+2.6	+7.2
Assists Average	12.4	13.8
Turnover Average	14.5	11.2
Blocks Average	3.9	6.8
Steals Average	6.6	5.7
--		
SEC Games Only	LSU	UK
Scoring Average	59.0	74.0
Opp. Scoring Average	54.0	65.5
Scoring Margin	+5.0	+8.5
FG Percentage	41.3	43.4
Opp. FG Percentage	32.2	39.1
3 PT FG Pct.	18.8	37.0
Opp. 3 PT FG Pct.	22.7	30.0
3FGs per Game	3.0	8.5
FT Percentage	55.3	57.6
Opp. FT Percentage	71.0	79.6
FT Made Per Game	13.0	9.5
Rebound Avg.	43.5	38.0
Opp. Rebound Avg.	33.5	39.5
Rebound Margin	+10.0	-1.5
Assists Average	14.0	13.5
Turnover Average	16.0	11.0
Blocks Average	3.5	6.0
Steals Average	7.5	5.5

including four treys, with two blocks and three steals ... Brandon Knight had 13 points with six assists and Darius Miller added 10 points ... Kentucky shot 50.0 percent for the game (29-of-58) with 11 treys and nine blocks.

John Calipari is in his second year of his long coaching career that has included UMass, Memphis and stop with the New Jersey Nets.

Kentucky leads the overall series, 79-24, but the Tigers have won two of the last three and three of the last six, including a win two years ago in Rupp Arena ... The Wildcats lead, 38-5, in Lexington and all have come since 1979 (1979, 1980, 1987, 1989, 2009).

Visitors to Rupp

Two familiar faces of SEC Basketball and the history of LSU basketball will be on the trip with the Tigers this weekend as guests of Coach Trent Johnson – former LSU head coach Dale Brown and LSU and Louisiana Sports Hall of Famer and member of the LSU All-Century Team, Durand “Rudy” Macklin.

Brown, who was the head coach of the Tigers for 25 years – 1972-97 – will make his first Rupp Arena trip with the Tigers since 2001 ... The 75 year-old Brown led LSU to the NCAA Final Four in 1981 and 1986 (teams that will be reunited next Saturday at the Jan. 22 Ole Miss game in Baton Rouge), made 13 NCAA Tournament appearances and led LSU to four SEC Championships.

Brown finished his career and remains today the winner of the most games of any single coach against Kentucky with 18 ... Bob Knight (Indiana, Texas Tech) and Ray Mears (Tennessee) each won 15 times against the Wildcats ... Active coach Billy Donovan of Florida has 12 victories.

Macklin, who last year in Baton Rouge against Kentucky had his jersey retired joining Bob Pettit, Pete Maravich and Shaquille O’Neal, remains today LSU’s all-time leading rebounder with 1,276 boards and the second-leading scorer behind only Maravich with 2,080 points. The Louisville, Ky., native led the Tigers to two Elite Eight appearances and the 1981 Final Four. He holds one of the great LSU records that may never be broken, 32 rebounds in a single game.

Ranked Teams

This will be the second ranked team the Tigers have faced this season, having dropped a decision to Memphis in Tupelo earlier this year when they were ranked ... Kentucky is ranked 13th in the AP poll, and that has not been a good number for the Tigers as they are 1-10 against teams ranked 13th in the AP poll ... LSU’s last win over a ranked team was in the first round of the NCAA Tournament in 2009 when LSU beat No. 22 Butler, 75-71.

Season 40 At PMAC

It was the 1971-72 season that the first game was played in the then LSU Assembly Center, although the Tigers had to open on the road for the first five games before returning home to open the building on Jan. 3, 1972 against Vanderbilt, an 80-73 loss. The Tigers got their first win in the building on Jan. 6, 1972 against Georgetown, 90-71.

Last year, LSU was 11-7 in the Maravich Center, 9-1 in non-conference games ... LSU finished non-conference play 7-3 this season and 460-157 (74.5) all-time in the building and 247-36 in non-conference games (.873) ... Trent Johnson is 28-5 in home non-conference games.

The Tigers are 213-121 in SEC home games in the PMAC (63.8 percent) ... Trent Johnson is 10-7 in the 17 SEC home games in his two years ... LSU is on a three-game home SEC winning streak dating back to last year as LSU won its final two SEC home games and its first one this year versus Arkansas (1/12).

Success At Home

The PMAC has proved to be a difficult place to play as since the start of the 2002-03 season, LSU has won 114 games. LSU’s win total is second only to Florida in the same time period (through play on Wednesday):

Florida 129

LSU 115

Vanderbilt 110

Kentucky 109

Tennessee 105

Alabama 103

Arkansas 101

Mississippi State 95

South Carolina 93

Auburn 91

Ole Miss 90

Georgia 85

On The Road

The win by the Tigers at South Alabama on Nov. 28 marked the first win on an opponent’s

home court since the Tigers beat Kentucky on Feb. 28, 2009 ... Between home and neutral courts a year ago, LSU was 0-13, compared to the championship year of 2009 when LSU was 8-6, including 6-3 in SEC play ... LSU's win at Auburn (1/8) is now its second road win of the year in four games ... In program history, LSU is 402-571 on opponent's home courts ... Trent Johnson is 8-14 in true road games and 10-24 in all games away from the Maravich Center.

SEC road teams won two games on Saturday -- Alabama at Mississippi State and LSU at Auburn -- and one on Tuesday -- Florida at Tennessee.

LSU Second In SEC Titles Over Last 30 Years

LSU has won 10 Southeastern Conference titles in its first 102 seasons and six of those have come since the 1980-81 season, which is second only to the 12 that Kentucky has won during that time period. Florida is third with four. Tennessee (3), Mississippi State (2), Alabama (2) and Arkansas (2) are the only ones with multiple conference regular season titles in that time period.

Shooting The Ball

Three times this season, LSU has been able to shoot at least 50 percent from the field ... The first came in the opening game of the season (Nov. 12) against Northwestern State when LSU shot 60 percent (24-of-40) ... It marked the first time LSU shot 60 percent from the field since shooting 63.6 percent against Grambling State on Dec. 13, 2008 ... LSU's 32 free throw makes in the game were the seventh most free throw makes in LSU history.

At South Alabama (11/28), LSU was 16-of-24 in the first half to propel a 25-of-47 shooting game (53.2 percent) ... LSU was 12-of-17 from the three-point arc and shot 70.6 percent ... LSU made it two straight games at 50 percent or better against Houston (11/30), making 17-of-30 in the first half enroute to a 26-of-52 night (50.0%).

The Tigers are now 3-0 this year when shooting 50 percent or better and 10-0 overall in the Trent Johnson era.

LSU's 42.9 percent shooting last Saturday at Auburn (24-of-56) marked the only time LSU has been over 40 percent from the field since the Dec. 16 game with McNeese State ... In its seven losses, LSU has shot over 40 percent just one time ... LSU is 10th in the league in shooting at 41.8 percent but third in field goal percentage defense at 38.4 percent ... LSU's 41.3 percent conference shooting percentage is sixth and its defense of 32.2 percent is second only to the West's other 2-0 team, Alabama

The Arc

The Tigers have made 103 treys this season, 103-of-295 (34.9 percent), the fifth best percentage in the SEC ... LSU's three-point percentage has dropped nearly two full points in the last three games as LSU has struggled making just 9-of-45 in the last three contests (20 percent).

LSU has made an average of 6.1 treys a contest, an improvement from last season when LSU made 141 threes (an average of 4.5 a game) ... LSU made just 28.7 percent a year ago from the arc ... With Ralston Turner out, Andre Stringer is now the team leader with 36 makes ... Turner has 34, Matt Derenbecker 15 and Aaron Dotson 12 ... Those four have combined to make 97 of LSU's 103 treys.

The South Alabama game, with LSU making 70.6 percent, marked the first time LSU had hit 70 percent in a game since Jan. 7, 1989 when LSU was 7-of-9 from the three-point line against Auburn (77.8 percent) ... Twice this season at South Alabama and at Rice, LSU has made 12 treys.

The Free Throws

LSU's season percentage is now at 66.0 percent (268-of-406) for the season, dropping another 0.9 percent after the Arkansas game ... LSU is now ninth in the league in free throw percentage ... LSU shot 70 percent from the stripe in the first eight games of the season.

Eddie Ludwig leads the team at 78.9 percent (30-of-38), with Andre Stringer at 76.1 percent (70-of-92) and Aaron Dotson at 75 percent (45-of-60). Stringer is 12th in the league in free throw percentage.

Player Efficiency Quota

Like the quarterback ratings in the NFL, the NBA uses an efficiency scale to determine its top players ... It's the plus or minus number coaches look at when determining the success of a player's game night ... The quotient is based on a plus-minus + total of: (Points + Rebounds + Assists + Steals + Blocks) minus ((Field Goal Attempts - Field Goals Made) + (Free Throw Attempts - Free Throws Made) + Turnovers) ... Here is what the crack research staff at LSU came up with when applying the formula to some of the LSU players and their season efficiency quota average coming into Wednesday's game:

Storm Warren - +10.4, down 0.2

Andre Stringer - + 10.2, up 0.1

Malcolm White -- +9.8, up 0.2

Ralston Turner -- +8.9, unchanged DNP

TIGER TRENDS

LSU RECORD...	10-11	COACH J. ERA
In November	5-2	13-4
In December	3-4	14-7
In January	2-1	9-12
In February		9-7
In March		3-5
In April		
LSU vs. AP Ranked Opponents		
At home		0-4
On the road		0-1
Neutral	0-1	1-3
LSU's Record in Games...		
Decided by 5 pts or less	2-1	11-6
Decided by 10 pts or less	4-5	19-19
Decided by 11 pts or more	6-2	29-16
At night	9-6	36-21
During the day	1-1	12-14
Decided in Overtime	1-1	2-2
Televised	7-5	26-31
LSU's Record When Scoring...		
Less than 60 points	2-3	4-21
60-69 points	2-4	11-10
70-79 points	4-0	17-3
80-89 points	2-0	12-1
90-99 points		4-0
100 or more points		
LSU's Record When Allowing...		
Less than 60 points	7-0	21-3
60-69 points	2-2	19-10
70-79 points	1-5	7-20
80-89 points		0-7
90-99 points		1-1
100 or more points		
LSU's Record When...		
Leading at the half	7-3	38-11
Losing at the half	0-4	7-25
Tied at the half		3-2
Lead 10 minutes left	9-0	41-3
Losing 10 minutes left	1-7	5-31
Tied 10 minutes left		2-1
Lead 5 minutes left	9-0	42-1
Losing 5 minutes left	1-7	5-34
Tied 5 minutes left		1-0
LSU's Record When Shooting...		
50% or higher	3-0	10-0
Less than 50%	7-7	38-35
Better than opponent	10-1	44-5
Worse than opponent	0-6	4-30
Even Shooting		
More 3PT FGs than opp.	3-3	19-7
LSU's Record When...		
Outrebounding opp.	9-2	39-11
Outrebounded by opp.	1-5	7-23
Equal rebounds		2-1
LSU's Record When Committing...		
Fewer TO than opp.	3-4	26-15
More TO than opp.	7-2	18-16
Equal TO	0-1	4-4
15 or fewer TO	6-5	32-28

TRENT JOHNSON ERA INDIVIDUAL SUPERLATIVES

Points

1. 41 Tasmin Mitchell - at Miss. St. (2-11-09)
2. 38 Tasmin Mitchell - vs. Aub. (1-20-10)
3. 33 Marcus Thornton - vs. SE La (1-3-09)
4. 32 Marcus Thornton - vs. Fla. (2-24-09)
5. 31 Marcus Thornton - vs. Miss. St. (1-21-09)
6. 30 Marcus Thornton - 3 times
6. 30 Tasmin Mitchell - vs. SC (1-14-09)

FG Made

1. 15 Tasmin Mitchell - vs. Aub (1-20-10)
2. 12 Tasmin Mitchell - at Miss. St. (2-11-09)
2. 12 Tasmin Mitchell - at Georgia (2-4-09)
4. 11 Tasmin Mitchell - vs. Nicholls (12-17-09)
4. 11 Marcus Thornton - 3 times

3FG Made

1. 6 Marcus Thornton - vs. Florida (2/24/09)
- 2. 5 Ralston Turner - vs. Wichita (12/18/10)**
2. 5 Marcus Thornton - twice
2. 5 Bo Spencer - twice
- 7. 4 Andre Stringer - five times**
- 7. 4 Aaron Dotson - at S. Alabama (11/28/10)**
- 7. 4 Ralston Turner - at Rice (12/29/10)**
7. 4 15 other times

FT Made

1. 15 - Tasmin Mitchell - vs. Miss. St (2-11-09)
2. 12 - Marcus Thornton - Auburn (2-21-09)
- 3. 11 - Andre Stringer - vs. Houston (11/30/10)**
3. 11 - Tasmin Mitchell - NW State (12-12-09)
5. 10 - Marcus Thornton - Florida (2-24-09)
5. 10 - Tasmin Mitchell twice

Rebounds

1. 18 Tasmin Mitchell - vs. SE La. (12-14-09)
2. 17 Tasmin Mitchell - vs. Tennessee (2-4-10)
- 3. 16 Storm Warren - vs. NW State (12/12/09)**
- 3. 16 Storm Warren - vs. UL-Laf (12-1-09)**
- 5. 15 Malcolm White - vs. UT-Martin (11/18/10)**
5. 15 Tasmin Mitchell - Cal St Full (12/2/08)

Assists

1. 9 Garrett Temple - vs. Ole Miss (2/14/09)
1. 9 Garrett Temple - vs. Ole Miss (1/17/09)
- 3. 8 Chris Bass -- at Rice (12/29/10)**
- 4. 7 Andre Stringer -- vs. Arkansas (1/12/11)**
4. 7 Garrett Temple - vs. Cal St Full (12/2/08)
5. 6 Bo Spencer - vs. Florida (2/24/09)
5. 6 Garrett Temple - 4 times
5. 6 Chris Bass - 4 times

Blocks

1. 7 Chris Johnson - vs. Arkansas (1/31/09)
2. 6 Chris Johnson - twice
4. 5 Chris Johnson - Nicholls State (12/17/08)
5. 4 Chris Johnson - 10 times
5. 4 Storm Warren - vs. Houston (11/30/10)

Steals

1. 7 Marcus Thornton - vs. Arkansas (2/18/09)
2. 6 Tasmin Mitchell - vs. UL-Laf (12/31/08)
2. 6 Garrett Temple - twice
5. 5 Tasmin Mitchell - vs. Kentucky (2/28/09)
5. 5 Garrett Temple - vs. Xavier (1/24/09)
5. 5 Bo Spencer - vs. S. Carolina (1/14/09)
5. 5 Storm Warren - vs. Arkansas (2/24/10)
5. 5 Chris Bass - NW State (11/12/10)

Garrett Green -- +8.0, up 0.2
Aaron Dotson -- +7.5, down 0.2
Eddie Ludwig -- +5.0, down 0.2
Matt Derenbecker -- +5.3, up 0.5
Chris Bass -- +4.4, down 0.1

The figure also comes into played in individual game totals and here are some of the best this year -- +25, Aaron Dotson vs. Memphis (11/21); +24, Storm Warren vs. Houston (11/3); +22, Andre Stringer, South Alabama (11/28); +22, Garrett Green, Wichita State (12/18); +22 Malcolm White, Southern (12/27) ... Garrett Green in the Auburn game with his 18 points, five rebounds, an assist, a block and a steal, finished at +21 ... Matt Derenbecker was +19 in the contest.

Healthy Aaron Dotson

Hard work and patience has paid off for the Seattle sophomore as he has been able to play with confidence and full speed this season ... A knee injury at Rainier Beach HS caused him to miss most of his senior season after signing with LSU and it shook his confidence as a college freshman ... Against Northwestern State (11/12), Dotson hit 5-of-5 field goals (one of only two players in the SEC to be perfect from the field on opening night) and scored 17 points in 27 minutes of play ... Against UT-Martin, Dotson hit 4-of-8 field goal attempts and 5-of-6 at the line to get 13 points and six rebounds in 19 minutes ... Against Memphis (11/21), Dotson scored 12 points and had one of the rare four-point plays with a long three-pointer and a free throw ... He has been in double figures in four of the games this season and hit 34-of-86 overall from the field and 12-of-27 from the arc, averaging 7.4 points a game, compared to 3.2 points a season ago.

Dotson has been less of a scorer in the past few weeks, making just, making just 6 of his last 32 shots.

Chris Bass Turning Assist Numbers

The junior, whose brother Brandon, was 2005 SEC Player of the Year and plays now for the NBA Orlando Magic, last year was one of the tops in the SEC in assist-to-turnover ratio with 97 assists and just 38 turnovers ... Only twice this year has he not an equal or positive assist-to-turnover ratio and had the best game of his career at Rice (12/29) when he had eight assists and just one turnover in 24 minutes of play ... For Bass, it marked the first eight assist game for an LSU player since Garrett Temple had nine in 2009.

Bass now has 47 assists and 27 turnovers ... In his career, Bass has 187 assists and 79 turnovers (career 2.4 assist-to-turnover ratio).

Andre Stringer

The freshman from Jackson had a unique streak of being the Tigers top scorer in each of the first six games and double figures for the first seven ... He is second on the team in scoring at 13.4 points per game, 19th in the league ... He has made four treys in a game five times and has 36 for the season (36-of-102), 35.3 percent ... He is also averaging 2.4 rebounds and 3.0 assists while playing 29.5 minutes a game ... Stringer has been compared to Darrel Mitchell, the point guard who could also shoot the three in 2006 when LSU went to the NCAA Final Four ... Against Arkansas, Stringer had seven assists and just two turnovers .. That has him ranked 14th in the league in assist average and he is ranked tied for first in assists in early league play.

Ralston Turner

Turner's SEC start appears to be heading for a delay after suffering a stress reaction in his right foot in the second half of the Virginia game (1/2) ... The freshman had the best game by any LSU player this season against McNeese State (12/16), scoring 23 points ... But what he did against Wichita (12/18) may have been even more impressive as he scored all 21 points in the second half to lead LSU to a rally from 17 down in the first half to take the lead ... He became the first player this season to go back-to-back 20-plus point games and he had five treys in the game, tied for the second most by a player in the Trent Johnson era at LSU ... He is second on the team averaging 13.7 points per game and 3.1 rebounds ... He also became the first Tiger in almost a year to play more than 40 minutes, playing 41 in the overtime contest with McNeese ... Turner has started each of the first 15 games for LSU.

Freshman Scoring

Turner and Stringer are leading the freshman scoring group for the team that has accounted for 47.7 percent of the scoring and 27 of LSU's 47 double figure scoring games this season (Stringer 12, Turner 11, Matt Derenbecker 4).

Tigers Very Young, According to Pomeroy

This team with no seniors is one of the youngest in Division I basketball this year, ranked 327th youngest of 345 teams, according to the rankings of Ken Pomeroy at kenpom.com ... In fact, LSU is ranked youngest in the SEC, with Kentucky ranked at 309 ... It should be noted, one

of the teams that beat LSU, North Texas, with its four senior starters, is listed as the most experienced on the Pomeroy chart in D-1 ... Wichita State is 24th.

Storm Warren

The veteran member of this team without a senior as far as starts and playing time, Warren had started 44 consecutive games dating back to last year until he came off the bench at Rice (12/29) to score seven points and nine rebounds ... He had played in 48 consecutive games dating back to the end of the 2009 regular season until missing the game at Virginia (1/2) ... He had his second double double of the season at home against Houston (11/30) with 12 points and 11 rebounds ... Warren had his fourth double figure game against North Texas, hitting 5-of-11 shots for 10 points ... He now has 11 career double doubles ... The other came against UT-Martin (11/18) when he also had 12 points and 11 rebounds ... He had one of his double doubles as a freshman, eight last season and now two as a junior ... He was two off his career high in boards when he pulled down 14 against Nicholls State (11/16) ... He is averaging a team best 6.6 rebounds a game this season and 6.8 points per game.

Malcolm White

White became the 38th player in LSU history to grab at least 15 rebounds in a game, hitting that number against UTM (11/18) in recording his first collegiate double double ... White, who played at Ole Miss for two seasons, before transferring and sitting out last year under NCAA transfer rules, had 12 points, 15 rebounds and three blocks in 31 minutes ... White came off the bench for the first time at LSU against Southern (12/27) with 15 points and 11 rebounds ... He is averaging 8.9 points (third on the team) and 5.6 rebounds a game ... He has the best field goal percentage on the team at 49.6 percent (57-115) ... White now has nine double figure scoring games, including four of the last six.

Garrett Green

Green is probably the healthiest he has been at LSU, fighting back problems all through his career ... Twice after scoring eight points off the bench against Memphis (11/21) and Centenary (11/24), he came back and just missed his first double digit scoring game with nine points in 20 minutes against Coastal Carolina (12/13) ... But starting with the Wichita (12/18) game, things have come up good for Green as he recorded career highs in minutes, points and rebounds to record his first double double with 15 points and 13 rebounds ... The consistency Coach Johnson wanted to see may have shown through as he now, after recording his second double double against Arkansas (1/12) with 10 points and 10 rebounds, the junior has double figure games in five of the last seven games:

Wichita State – 15 pts, 13 rebounds (3-7 shooting, 1-1 3ptFG, 8-12 FT)

North Texas – 10 pts, 5 rebounds (5-10 shooting)

Southern – 3 pts, 4 rebounds (1-6 shooting, 1-2 FT)

Rice – 4 pts, 3 rebounds (2-5 shooting)

Virginia – 12 pts, 5 rebounds (6-9 shooting)

Auburn – 18 pts, 5 rebounds (9-11 shooting)

Arkansas – 10 pts, 10 rebounds (4-10 shooting)

Totals – 72 pts (10.3 ppg), 45 rebounds (6.4 rpg), 30-of-58 FG shooting (51.72 percent)

Green is averaging 14.0 points and shooting 61.9 percent to lead the team in the two conference games off the bench, playing a total of 62 minutes ... He is fifth in the league in conference games shooting percentage.

Matt Derenbecker

The freshman all-state player from Metairie Park Country Day stepped into the starting lineup for LSU at Auburn and in his first college start, played 39 minutes, hitting 6-of-12 field goals, including three treys to finish with 15 points and 8 rebounds ... He followed that up in the Arkansas game Wednesday with another double figure start with 12 points and eight boards in 38 minutes ... He has had double figure scoring in three of the last four games and four for the season ... Derenbecker is averaging 5.8 points per game, 2.1 rebounds per game and has 20 assists and 15 turnovers ... In his two starts, he is averaging 13.5 points per game, making 11-of-21 field goals with 7.0 rebound average.

Eddie Ludwig

The sophomore, also from Metairie Park Country Day, has started the last three games inside for the Tigers in place of Storm Warren ... Ludwig is the team's best free throw shooter, averaging 78.9 percent with only eight misses in 38 tries ... He is averaging 3.2 points per game and 2.9 rebounds a contest.

SCORING BREAKDOWN

CLASS	PTS	PCT.
Freshmen	542	47.7
Sophomores	189	16.6
Juniors	408	35.8
SCORING	PTS	PCT.
Starters	805	70.7
Bench	334	29.3
POINTS IN PAINT	PTS	APG
LSU	402	23.6
Opponents	402	23.6
POINTS OFF TO	PTS	APG
LSU	225	13.2
Opponents	243	14.3
SECOND CHANCE POINTS	PTS	APG
LSU	176	10.3
Opponents	175	10.3
BENCH SCORING	PTS	APG
LSU	334	19.6
Opponents	361	21.2
FT% LAST 5 MINUTES (SEC Games)		PCT
LSU (12-23, 52.2%)	81-121	66.9
Opponents (5-6, 83.3%)	84-115	73.0
FG% LAST 5 MINUTES (SEC Games)		PCT
LSU (4-7, 57.1%)	58-119	48.7
Opponents (8-22, 36.4%)	59-131	45.0
3FG% LAST 5 MINUTES (SEC Games)		PCT
LSU (0-0, 00.0%)	15-48	31.3
Opponents (2-10, 20.0%)	17-51	33.3

W-L RECORDS OF STARTING LINEUPS (G, G, F, F, F or G,G,G,F,F)

1-1 -- Bass, Turner, Dotson, White, Warren
 6-4 -- Stringer, Turner, Dotson, White, Warren
 1-0 -- Stringer, Turner, Dotson, Green, Warren
 2-0 -- Stringer, Derenbecker, Dotson, White, Ludwig
 0-1 -- Stringer, Turner, Dotson, White, Green
 0-1 -- Stringer, Turner, Dotson, White, Ludwig

LEADING SCORERS -- Stringer 8, White 4, Turner 4, Derenbecker 1, Green 2

LEADING REBOUNDERS -- Green 5, Warren 5, White 3, Turner 2, Ludwig 1, Derenbecker 1

LEADING ASSISTS -- Bass 8, Stringer 7, Dotson 4, Ludwig 2, Turner 2

TOTAL DUNKS -- White 12, Green 9, Warren 6, Dotson 3, Turner 3, Courtney 1, Bass 1.

DOUBLE FIGURE SCORING GAMES -- Stringer 12, Turner 11, White 8, Green 5, Dotson 4, Warren 4, Derenbecker 4.

DOUBLE DOUBLE -- Warren 2, White 2, Green 2

PLAYERS SCORING IN DOUBLE FIGURES BY GAME

0	1	2	3	4	5 or more
	1	6	6	3	1

STREAKING...

Consecutive Games in Double Figures...

Ralston Turner 3
Garrett Green 3
Matt Derenbecker 2
Malcolm White 1
Andre Stringer 1

Consecutive Games Without Fouling Out...

Chris Bass 30
Daron Populist 25
Matt Derenbecker 17
Garrett Green 13
Jalen Courtney 11
Storm Warren 12
Ralston Turner 9
Aaron Dotson 3
Malcolm White 3
Andre Stringer 3
Eddie Ludwig 3

Consecutive Gms. 3PT FG

Ralston Turner 14
Andre Stringer 9

Consecutive Games Scored in

Storm Warren 47
Malcolm White 17
Andre Stringer 17
Ralston Turner 15
Garrett Green 9
Aaron Dotson 5
Eddie Ludwig 3
Chris Bass 2
Matt Derenbecker 2

Consecutive Games Started

Aaron Dotson 17
Andre Stringer 15
Malcolm White 4
Eddie Ludwig 3
Matt Derenbecker 2

Six Former Tigers Playing In NBA This Season

LSU is back to six NBA players with the recent waiving of Ronald Dupree from the Toronto Raptors ... LSU's six NBA players presently are: With the recent resigning of Ronald Dupree to the Toronto Raptors, there are now seven former LSU players in the NBA:

Brandon Bass, Orlando Magic – 2nd season with Orlando, sixth in NBA
Glen Davis, Boston Celtics – 4th season with Boston
Shaquille O'Neal, Boston Celtics – 1st season with Boston, 19th in the NBA
Anthony Randolph, New York Knicks – 1st season with Knicks, 3rd in the NBA
Tyrus Thomas, Charlotte Bobcats – 1st full season with Charlotte, fifth in NBA
Marcus Thornton, New Orleans Hornets – 2nd season with Hornets

The NBA D-League features former LSU point guard Randy Livingston in his first season as the head coach of the Idaho Stampede. Rookie Tasmin Mitchell is playing for the Erie Bayhawks, while Darnell Lazare is on the roster of the Maine Red Claws. Lazare was a member of the 2006 Final Four team. Chris Johnson is on the roster for the Dakota Wizard and Temple, who started the season with the Spurs, is now playing with Mitchell at Erie.

LSU Adds Two Important Signees During Early Signing Period; One Redshirt Waits To Play

Coach Trent Johnson announced on Wednesday that the LSU athletics department had received and approved two National Letters of Intent from players for the 2011-12 men's basketball season.

The players are John Isaac, a 6-4, 215-pound guard from New Llano, La., who attends Pickering High School; and, Johnny O'Bryant, a 6-9, 245-pound power forward from Cleveland, Miss., and East HS.

"It is a good day for Tiger basketball," said Coach Johnson. "Obviously, these are two quality young men who happen to be very, very good basketball players. They fit into the direction in which our program is headed, and that means playing elite level college basketball."

Isaac missed all of last season with a torn left ACL, but as a sophomore he averaged a double double with 18.5 points and 11.5 rebounds. He shot 59 percent from the field and averaged 8.6 assists and 1.8 steals. He was First-Team All-District that year in his fourth season of varsity competition for Pickering. He has been a starter on the Pickering varsity since the seventh grade.

O'Bryant is the nation's No. 6 ranked power forward by ESPNU (21st overall in the country) and the No. 8 power forward and nation's 38th player overall according to Rivals.com.

He averaged 15 points and 7.2 rebounds last season as a junior as East reached the Class 3A semifinals. Two years ago, O'Bryant was a member of the USA Basketball U16 team that captured gold in Mendoza, Argentina at the FIBA Americas Championship and followed that up with another gold medal in Hamburg, Germany with the U17 national team.

Also, it should be remembered that also waiting to play for LSU in the 2011-12 season is 6-11 center Justin Hamilton, a transfer after playing for two years at Iowa State ... He is practicing with the team this year.

Tigers Invited to 2011 Charleston Classic

The LSU men's basketball team will be part of the eight-team field for the 2011 Charleston Classic to be contested Nov. 17, 18 and 20, 2011.

The field for the fourth annual tournament in addition to the Tigers includes Georgia Tech, Saint Joseph's, Seton Hall, Tulsa, Virginia Commonwealth, Western Kentucky and Baylor.

The 2011 Charleston Classic, a bracket-format tournament, will feature 12 games over the three days. Each team will compete in one game per day, advancing through a bracket-tournament format. The two teams that remain undefeated throughout will face off in a championship match Sunday, Nov. 20, 2011.

Next Up—Tigers Have Week Off To Prepare For Home Game

LSU returns to Baton Rouge for its league bye in the mid-week before facing Ole Miss in a 12:30 p.m. game on the SEC Network on Saturday, Jan. 22 ... The LSU NCAA Final Four teams from the 1981 and 1986 seasons will be remembered during the course of the contest ... This will be the last home game for LSU in the month of January with LSU's next home game set for Feb. 2 against South Carolina.



Garrett Green

Forward * 6-11 * 230 * Junior * 2L * Woodland Hills, Calif. (Taft HS)

3

Top Performances

Points	
Season:	18, at Auburn, 1/8/11
Career:	18, at Auburn, 1/8/11

Rebounds

Season:	13, vs. Wichita St., 12/18/10
Career:	13, vs. Wichita St., 12/18/10

Field Goals Made

Season:	9, at Auburn, 1/8/11
Career:	9, at Auburn, 1/8/11

3 PT FG Made

Season:	1, twice
Career:	1, five times

Free Throws Made

Season:	8, vs. Wichita St., 12/18/10
Career:	8, vs. Wichita St., 12/18/10

Assists

Season:	1, five times
Career:	3, at Florida, 1/16/10

Blocks

Season:	2, twice
Career:	2, four times

Steals

Season:	3, vs. Centenary, 11/24/10
Career:	3, twice

Minutes Played

Season:	34, vs. Arkansas, 1/12/11
Career:	34, vs. Arkansas, 1/12/11

Top Career Scoring Games

- 18 -- at Auburn, 1/8/11
- 15 -- vs. Wichita State, 12/18/10
- 12 -- at Virginia, 1/2/11
- 10 -- vs. Arkansas, 1/12/11
- 10 -- vs. North Texas, 12/22/10
- 9 -- vs. Coastal Carolina, 12/13/10
- 8 -- vs. Centenary, 11/24/10
- 8 -- vs. Memphis, 11/21/10
- 7 -- vs. McNeese, 1/4/10
- 6 -- three times

2008 SEC Freshman Academic Honor Roll

Junior Season (2010-11)

Had a career high of eight against Memphis (11/21) ... Equaled career high in points and set career high in rebounds against Centenary (11/24) ... Career high of nine points on 4-of-6 shooting and two blocks against Coastal Carolina (12/13) ... Had first career double-double and high marks in points, rebounds, minutes played against Wichita (12/18) ... Made it back-to-back double figure games against North Texas (12/22) ... Made his first start of the season vs. Southern (12/27) ... Started against Rice as well (12/29) ... Came off the bench to hit 6-of-9 field goals at Virginia (1/2) and post his third double figure game of 12 points ... Again off the bench was a big factor in first conference game win at Auburn with 18 points on 9-of-11 field goal shooting ... Green had his second double double of his career and his fifth double figure game in the last seven, with 10 pts-10 rebs against Arkansas (1/12).


Green's Game-by-Game Statistics

2010-11

OPPONENT	MIN	FG	3FG	FT	REB	PF/D	A	TO	BLK	STL	PTS
Northwestern State	11	1-1	0-0	0-0	6	2-0	0	1	0	0	2
Nicholls	5	0-1	0-0	0-2	4	1-0	1	0	0	0	0
Tennessee-Martin	5	1-2	0-0	1-2	3	1-0	0	1	0	1	3
Memphis (Tupelo)	13	4-7	0-0	0-1	4	5-1	0	0	1	1	8
Centenary	16	4-9	0-1	0-2	9	1-0	0	0	0	3	8
at South Alabama	11	0-3	0-0	0-0	5	3-0	0	3	0	1	0
Houston	14	1-6	0-1	2-4	5	2-0	0	2	0	1	4
Central Michigan	6	1-1	0-0	0-0	3	0-0	0	0	0	0	2
Coastal Carolina	20	4-6	0-0	1-3	4	1-0	0	0	2	0	9
McNeese State	14	1-4	1-1	0-0	3	2-0	1	0	0	0	3
Wichita St. (Bossier)	33	3-7	1-1	8-12	13	3-0	0	1	2	1	15
North Texas	16	5-10	0-0	0-0	5	4-0	1	3	0	1	10
Southern	15	1-6	0-0	1-2	4	3-0	0	2	1	0	3
at Rice	12	2-5	0-0	0-0	3	3-0	0	0	0	1	4
at Virginia	27	6-9	0-1	0-2	5	2-0	0	3	1	1	12
at Auburn	28	9-11	0-0	0-0	5	3-0	1	3	1	1	18
Arkansas	34	4-10	0-2	2-7	10	3-0	1	1	1	1	10
at Kentucky											
Ole Miss											
at Tennessee											
at Alabama											
South Carolina											
Mississippi State											
at Ole Miss											
at Arkansas											
Alabama											
Florida											
at Miss. State											
Vanderbilt											
at Georgia											
Auburn											
SEC Tournament											

Garrett Green's Career Stats

YEAR	GP-GS	MIN/AVG	FG-FGA	PCT.	3FG-FGA	PCT.	FT-FTA	PCT.	REB.-AVG	PF-FO	AST	TO	BLK	STL	PTS-AVG.
07-08	25-1	241-9.6	20-47	.426	2-5	.400	3-7	.429	40-1.6	41-1	3	11	5	1	45-1.6
08-09	Redshirt														
09-10	30-11	320-10.7	27-80	.338	1-4	.250	8-27	.296	74-2.5	51-1	9	30	10	12	63-2.1
10-11	17-2	280-16.5	47-98	.480	2-7	.286	15-37	.405	91-5.4	39-1	5	20	9	13	111-6.5
Totals	72-14	841-11.7	94-225	.418	5-16	.313	26-71	.366	205-2.8	131-3	17	61	24	26	219-3.0



Chris Bass

Guard * 6-1 * 185 * Junior * 2L *Baton Rouge, La. (Lee Academy Prep)

4

Top Performances

Points
 Season: 6, vs. Central Mich., 12/11/10
 Career: 7, twice

Rebounds
 Season: 5, vs. Centenary, 11/24/10
 Career: 8, vs. Grambling, 12/13/08

Field Goals Made
 Season: 2, three times
 Career: 3, three times

3 PT FG Made
 Season: 1, twice
 Career: 2, twice

Free Throws Made
 Season: 2, twice
 Career: 3, at Utah, 1/2/10

Assists
 Season: 8, at Rice, 12/29/10
 Career: 8, at Rice, 12/29/10

Blocks
 Season:
 Career: 2, vs. Utah, 1/2/10

Steals
 Season: 5, vs. NW St., 11/12/10
 Career: 5, vs. NW St., 11/12/10

Minutes Played
 Season: 24, at Rice, 12/29/10
 Career: 36, vs. N'western St., 12/12/09

- Top Career Scoring Games**
- 7 vs. Connecticut, 11/25/09
 - 7 vs. ULM, 11/13/09
 - 6 vs. C. Michigan, 12/11/10
 - 6 at Florida, 1/16/10
 - 6 vs. Southeastern, 12/14/09
 - 6 vs. Grambling
 - 5 vs. Kentucky, 2/6/10
 - 5 vs. Louisiana Lafayette, 12/1/09
 - 5 vs. Alabama, 2/8/09
 - 4 five times

Junior Season (2010-11)

Career high in steals of 5 vs. NW State (11/12) in the opener ... Back on track with assists, getting 5 with no turnovers versus UTM (11/18) ... After starting first two games with 2 assists, 6 turnovers, had 14 assists, 3 turnovers last five games ... Bass hit two free throws in the waning seconds to ice the Central Michigan win (12/11) with a season high six points ... Career high in assists, first player to have 8 or more since 2009

Bass' Game-by-Game Statistics

2010-11	OPPONENT	MIN	FG	3FG	FT	REB	PF/D	A	TO	BLK	STL	PTS
	Northwestern State	18	1-1	0-0	2-4	2	2-0	2	5	0	5	4
	Nicholls	10	0-0	0-0	0-2	2	0-0	0	1	0	0	0
	Tennessee-Martin	16	2-3	0-0	0-0	3	3-0	5	0	0	0	4
	Memphis (Tupelo)	17	0-1	0-0	0-0	2	0-0	4	1	1	0	0
	Centenary	16	1-2	0-0	1-3	5	1-0	1	1	0	0	3
	at South Alabama	12	0-0	0-0	1-4	2	2-0	0	0	0	0	1
	Houston	20	1-1	0-0	0-0	1	1-0	4	1	0	0	2
	Central Michigan	17	2-5	0-0	2-2	4	0-0	4	3	0	1	6
	Coastal Carolina	14	2-2	0-0	0-0	0	2-0	1	1	0	0	4
	McNeese State	11	0-1	0-0	0-0	3	0-0	2	1	0	0	0
	Wichita St. (Bossier)	20	1-3	0-0	0-0	0	0-0	2	1	0	2	2
	North Texas	21	0-2	0-0	0-0	2	1-0	4	2	0	1	0
	Southern	15	0-1	0-0	0-0	2	0-0	2	3	0	1	0
	at Rice	24	1-2	1-1	0-0	1	0-0	8	1	0	2	3
	at Virginia	22	1-5	0-2	0-0	3	2-0	2	2	0	0	2
	at Auburn	22	1-3	0-0	1-1	3	1-0	4	4	0	0	3
	Arkansas	18	0-3	0-0	2-2	2	2-0	2	0	0	0	2
	at Kentucky											
	Ole Miss											
	at Tennessee											
	at Alabama											
	South Carolina											
	Mississippi State											
	at Ole Miss											
	at Arkansas											
	Alabama											
	Florida											
	at Miss. State											
	Vanderbilt											
	at Georgia											
	Auburn											
	SEC Tournament											

Chris Bass' Career Stats

YEAR	GP-GS	MIN/AVG	FG-FGA	PCT.	3FG-FGA	PCT.	FT-FTA	PCT.	REB.-AVG	PF-FO	AST	TO	BLK	STL	PTS-AVG.
08-09	28-0	276/9.9	7-26	.269	4-14	.286	5-14	.357	31-1.1	21-0	43	14	1	5	23-0.8
09-10	31-19	744/24.0	28-84	.333	6-33	.182	8-19	.421	73-2.4	51-3	97	38	5	24	70-2.3
10-11	17-2	293-17.2	13-35	.371	1-3	.333	9-18	.500	37-2.2	17-0	47	27	1	12	36-2.1
Totals	76-21	1313-17.3	48-145	.331	11-50	.220	22-51	.431	141-1.9	89-3	187	79	7	41	129-1.7



Malcolm White

Forward * 6-9 * 225 * Junior * Redshirt Transfer * Baton Rouge, La. * Ole Miss

5

Top LSU Performances

Points

Season:	16, vs. Southern, 12/27/10
Career:	16, vs. Southern, 12/27/10

Rebounds

Season:	15, vs. UT-Martin, 11/18/10
Career:	15, vs. UT-Martin, 11/18/10

Field Goals Made

Season:	7, vs. Southern, 12/27/10
Career:	7, vs. Southern, 12/27/10

3 PT FG Made

Season:	
Career:	

Free Throws Made

Season:	6, vs. NW St., 11/12/10
Career:	6, vs. NW St., 11/12/10

Assists

Season:	2, vs. UT-Martin, 11/18/10
Career:	2, vs. UT-Martin, 11/18/10

Blocks

Season:	3, four times
Career:	3, four times

Steals

Season:	2, vs. C. Michigan, 12/11/10
Career:	2, vs. C. Michigan, 12/11/10

Minutes Played

Season:	40, vs. McNeese, 12/16/10
Career:	40, vs. McNeese, 12/16/10

Top LSU Career Scoring Games

1.	16	vs. Southern, 12/27/10
2.	14	vs. Centenary, 11/24/10
3.	13	vs. Arkansas, 1/12/11
3.	13	vs. McNeese, 12/16/10
5.	12	vs. North Texas, 12/22/10
5.	12	vs. C. Michigan, 12/11/10
5.	12	vs. UT-Martin, 11/18/10
5.	12	vs. NW State, 11/12/10
9.	11	at Virginia, 1/2/11
10.	9	vs. Houston, 11/30/10

Junior Season (2010-11)

In first game in over a year, scored 12 points in 34 minutes with three blocks against NW St. (11/12/10) ... Had his first college double-double against UTM (11/18) with 12 points, 15 rebounds (9 offensive) ... Made first six shots and had season best 14 against Centenary (11/24) ... Had his fourth double figure game against C. Michigan (12/11) with 12 ... Just missed a double double with 13 points, nine rebounds in the McNeese win (12/16) ... Sixth double figure scoring game against North Texas (12/22) ... In first non-start of the season, comes off the bench and has his second double double against Southern (12/27) ... Had his third double figure scoring game in last four against Virginia (1/2)

White's Game-by-Game Statistics

2009-10	OPPONENT	MIN	FG	3FG	FT	REB	PF/D	A	TO	BLK	STL	PTS
	Northwestern State	34	3-8	0-0	6-11	4	4-0	0	4	3	0	12
	Nicholls	10	1-1	0-0	0-0	2	3-0	0	3	1	0	2
	Tennessee-Martin	31	5-13	0-0	2-4	15	2-0	2	3	3	0	12
	Memphis (Tupelo)	17	1-4	0-0	3-4	4	5-1	0	1	1	0	5
	Centenary	21	6-7	0-0	2-2	7	1-0	0	0	0	0	14
	at South Alabama	28	2-4	0-0	0-0	4	2-0	0	0	1	0	4
	Houston	23	4-7	0-0	1-2	2	4-0	0	0	0	1	9
	Central Michigan	30	5-11	0-0	2-4	4	2-0	0	0	2	2	12
	Coastal Carolina	19	2-3	0-0	1-4	3	4-0	0	1	0	0	5
	McNeese State	40	4-5	0-0	5-10	9	3-0	0	2	3	1	13
	Wichita St. (Bossier)	19	1-4	0-0	1-2	1	2-0	0	3	0	0	3
	North Texas	30	4-7	0-0	4-6	7	0-0	0	1	2	0	12
	Southern	24	7-11	0-0	2-4	11	2-0	0	2	3	0	16
	at Rice	13	1-4	0-0	0-0	4	5-1	1	0	0	0	2
	at Virginia	33	3-9	0-0	5-5	6	3-0	1	2	0	0	11
	at Auburn	21	2-6	0-0	3-4	5	4-0	1	2	1	0	7
	Arkansas	25	6-11	0-0	1-2	7	4-0	1	4	1	0	13
	at Kentucky											
	Ole Miss											
	at Tennessee											
	at Alabama											
	South Carolina											
	Mississippi State											
	at Ole Miss											
	at Arkansas											
	Alabama											
	Florida											
	at Miss. State											
	Vanderbilt											
	at Georgia											
	Auburn											
	SEC Tournament											

Malcolm White's Career Stats

YEAR	GP-GS	MIN/AVG	FG-FGA	PCT.	3FG-FGA	PCT.	FT-FTA	PCT.	REB-AVG	PF-FO	AST	TO	BLK	STL	PTS-AVG.
10-11	17-16	418-24.6	57-115	.496	0-0	.000	38-64	.594	95-5.6	50-2	6	28	21	4	152-8.9
Totals	17-16	418-24.6	57-115	.496	0-0	.000	38-64	.594	95-5.6	50-2	6	28	21	4	152-8.9



Andre Stringer

Guard * 5-9 * 170 * Freshman * HS * Jackson, Miss. (Forest Park HS)

10

Top Performances

Points

Season:	21, twice
Career:	21, twice

Rebounds

Season:	6, vs. McNeese, 12/16/10
Career:	6, vs. McNeese, 12/16/10

Field Goals Made

Season:	7, at S. Alabama, 11/28/10
Career:	7, at S. Alabama, 11/28/10

3 PT FG Made

Season:	4, five times
Career:	4, five times

Free Throws Made

Season:	11, vs. Houston, 11/30/10
Career:	11, vs. Houston, 11/30/10

Assists

Season:	7, vs. Arkansas, 1/12/11
Career:	7, vs. Arkansas, 1/12/11

Blocks

Season:	2, vs. McNeese, 12/16/10
Career:	2, vs. McNeese, 12/16/10

Steals

Season:	3, twice
Career:	3, twice

Minutes Played

Season:	38, vs. McNeese, 12/16/10
Career:	38, vs. McNeese, 12/16/10

Top Career Scoring Games

- 21 at S. Alabama, 11/28/10
- 21 vs. NW State, 11/12/10
- 19 at Rice, 12/29/10
- 18 vs. Wichita State, 12/18/10
- 16 vs. Coastal Carolina, 12/13/10
- 16 vs. Centenary, 11/24/10
- 15 vs. McNeese, 12/16/10
- 15 vs. UT-Martin, 11/18/10
- 14 vs. Nicholls, 11/16/10
- 13 vs. Houston, 11/30/10
- 13 vs. Memphis, 11/21/10

Freshman Season (2010-11)

Hit four treys in the season opener against NW State (11/12), with five assists in scoring 21 points ... Third straight double figure scoring game against UTM (11/18) with 15 points in his first career start ... Led team for fourth straight game in scoring with big second half against Memphis (11/21) ... 26 free throws made in first four games ... Team lead in scoring streak reaches five vs. Centenary (11/24) ... Streak reached six and he was MVP of Coors Classic in Mobile with another 21 point game that included four treys vs. South Alabama (11/28) ... Didn't lead team in scoring for first time this season vs. Houston (11/30), but did have his seventh straight double figure scoring game ... First game not in double figures against C. Michigan (12/11) ... Stringer had four treys for the fourth time against Coast Carolina (12/13) ... Third best scoring game of the season vs. Wichita with 18 (12/18) ... Hit four treys for the fifth time this season at Rice (12/29) ... Career best 7 assists, just two turnovers in Arkansas win (1/12)

Stringer's Game-by-Game Statistics

2009-10	OPPONENT	MIN	FG	3FG	FT	REB	PF/D	A	TO	BLK	STL	PTS
	Northwestern State	25	5-10	4-9	7-10	3	4-0	5	6	0	0	21
	Nicholls	31	4-13	3-8	3-3	2	0-0	3	0	0	0	14
	Tennessee-Martin	32	3-12	1-7	8-9	2	2-0	1	2	0	3	15
	Memphis (Tupelo)	31	2-6	1-3	8-11	2	3-0	2	3	0	1	13
	Centenary	19	5-7	4-6	2-3	0	1-0	4	1	0	1	16
	at South Alabama	30	7-13	4-6	3-4	4	1-0	3	2	1	2	21
	Houston	24	1-6	0-4	11-12	3	3-0	3	4	0	3	13
	Central Michigan	21	1-6	0-2	6-6	1	3-0	0	6	0	1	8
	Coastal Carolina	33	6-15	4-8	0-0	2	3-0	5	2	0	2	16
	McNeese State	38	5-12	2-5	3-4	6	3-0	5	4	2	0	15
	Wichita St. (Bossier)	32	5-15	2-8	6-8	2	2-0	1	2	0	1	18
	North Texas	20	3-4	1-1	0-0	1	4-0	0	1	1	0	7
	Southern	32	2-11	2-8	0-0	5	1-0	4	1	0	0	6
	at Rice	30	5-12	4-8	5-8	0	5-1	4	2	0	2	19
	at Virginia	35	2-6	1-3	1-2	2	0-0	1	2	0	1	6
	at Auburn	37	3-13	2-11	1-3	2	0-0	3	1	0	2	9
	Arkansas	35	2-8	1-5	6-9	4	0-0	7	2	0	1	11
	at Kentucky											
	Ole Miss											
	at Tennessee											
	at Alabama											
	South Carolina											
	Mississippi State											
	at Ole Miss											
	at Arkansas											
	Alabama											
	Florida											
	at Miss. State											
	Vanderbilt											
	at Georgia											
	Auburn											
	SEC Tournament											

Andre Stringer's Career Stats

YEAR	GP-GS	MIN/AVG	FG-FGA	PCT.	3FG-FGA	PCT.	FT-FTA	PCT.	REB.-AVG	PF-FO	AST	TO	BLK	STL	PTS-AVG.
10-11	17-15	502-29.5	61-169	.361	36-102	.353	70-92	.761	41-2.4	35-1	51	41	4	20	228-13.4
Totals	17-15	502-29.5	61-169	.361	36-102	.353	70-92	.761	41-2.4	35-1	51	41	4	20	228-13.4



Eddie Ludwig

Forward * 6-9 * 215 * Sophomore * 1L * Metairie, La. (Metairie Park Country Day)

13

Top Performances

Points

Season: 8, vs. Memphis, 11/21/10
 Career: 9, twice

Rebounds

Season: 8, vs. Memphis, 11/21/10
 Career: 8, vs. Memphis, 11/21/10

Field Goals Made

Season: 3, vs. Memphis, 11/21/10
 Career: 3, three times

3 PT FG Made

Season:
 Career:

Free Throws Made

Season: 5, vs. UT-Martin, 11/18/10
 Career: 5, twice

Assists

Season: 4, twice
 Career: 5, at Arkansas, 2/10/10

Blocks

Season:
 Career: 1, three times

Steals

Season: 3, vs. NW St., 11/12/10
 Career: 4, vs. Georgia, 3/6/10

Minutes Played

Season: 32, vs. Memphis, 11/21/10
 Career: 32, vs. Memphis, 11/21/10

Top Career Scoring Games

1. 9 at Ole Miss, 3/4/10
1. 9 vs. Rice, 12/19/08
3. 8 vs. Memphis, 11/21/10
3. 8 vs. Tennessee (SECT), 3/11/10
5. 6 at Auburn, 1/8/11
5. 6 vs. Centenary, 11/24/10
5. 6 vs. Connecticut, 11/25/09
8. 5 vs. Houston, 11/30/10
8. 5 vs. UT-Martin, 11/18/10
8. 5 vs. Northwestern State, 12/12/09

Sophomore Season (2010-11)

His best game of the year, one point off his career high with 32 minutes with eight points against Memphis (11/21) ... Also had career high eight rebounds and career minutes played (32) ... Limited playing time in mid-December recovering from a blow to the head that required stitches ... Got the first start of the season and second of his career at Virginia (1/2) ... Started SEC opener at Auburn.

Ludwig's Game-by-Game Statistics

2010-11

OPPONENT	MIN	FG	3FG	FT	REB	PF/D	A	TO	BLK	STL	PTS
Northwestern State	18	0-0	0-0	4-4	3	5-1	0	2	0	3	4
Nicholls	22	1-2	0-0	2-2	2	3-0	0	2	0	0	4
Tennessee-Martin	12	0-0	0-0	5-6	1	2-0	0	0	0	0	5
Memphis (Tupelo)	32	3-7	0-2	2-2	8	3-0	1	2	0	1	8
Centenary	24	2-5	0-0	2-3	5	2-0	4	1	0	1	6
at South Alabama	21	0-0	0-0	4-4	4	1-0	4	4	0	0	4
Houston	10	2-2	0-0	1-1	3	0-0	0	0	0	2	5
Central Michigan	8	1-3	0-0	1-2	2	2-0	0	1	0	0	3
Coastal Carolina	11	0-0	0-0	0-0	1	0-0	0	0	0	1	0
McNeese State	2	0-0	0-0	0-0	0	0-0	0	0	0	0	0
Wichita St. (Bossier)	5	0-3	0-0	2-2	3	0-0	0	0	0	0	2
North Texas	10	0-2	0-0	1-2	1	1-0	0	0	0	0	1
Southern	9	1-3	0-0	0-1	4	1-0	0	0	0	1	2
at Rice	13	0-0	0-0	0-0	4	5-1	0	1	0	2	0
at Virginia	18	0-1	0-0	1-2	4	0-0	1	0	0	0	1
at Auburn	23	1-3	0-0	4-5	4	1-0	2	2	0	2	6
Arkansas	12	1-2	0-0	1-2	1	3-0	0	0	0	0	3
at Kentucky											
Ole Miss											
at Tennessee											
at Alabama											
South Carolina											
Mississippi State											
at Ole Miss											
at Arkansas											
Alabama											
Florida											
at Miss. State											
Vanderbilt											
at Georgia											
Auburn											
SEC Tournament											

Eddie Ludwig's Career Stats

YEAR	GP-GS	MIN/AVG	FG-FGA	PCT.	3FG-FGA	PCT.	FT-FTA	PCT.	REB.-AVG	PF-FD	AST	TO	BLK	STL	PTS-AVG.
09-10	30-1	383/12.8	22-64	.344	0-8	.000	26-30	.867	74-2.5	47-0	19	19	3	14	70-2.3
10-11	17-3	250/14.7	12-33	.364	0-2	.000	30-38	.789	50-2.9	29-2	12	15	0	13	54-3.2
Totals	47-4	633-13.5	34-97	.351	0-10	.000	56-68	.824	124-2.6	76-2	31	34	3	27	124-2.6



Jalen Courtney

Forward * 6-8 * 210 * Freshman * HS * Jackson, Miss. (Provine HS)

14

Top Performances

Points

Season: 3, vs. North Texas, 12/22/10
 Career: 3, vs. North Texas, 12/22/10

Rebounds

Season: 3, vs. Centenary, 11/24/10
 Career: 3, vs. Centenary, 11/24/10

Field Goals Made

Season: 1, three times
 Career: 1, three times

3 PT FG Made

Season: 1, vs. North Texas, 12/22/10
 Career: 1, vs. North Texas, 12/22/10

Free Throws Made

Season: 2, vs. Centenary, 11/24/10
 Career: 2, vs. Centenary, 11/24/10

Assists

Season:
 Career:

Blocks

Season:
 Career:

Steals

Season:
 Career:

Minutes Played

Season: 12, vs. Centenary, 11/24/10
 Career: 12, vs. Centenary, 11/24/10

Top Career Scoring Games

1. 3 vs. North Texas, 12/22/10
2. 2 vs. NW State, 11/12/10
2. 2 vs. Centenary, 11/24/10
2. 2 vs. Memphis, 11/21/10
5. 1 vs. Southern, 12/27/10
5. 1 vs. UT-Martin, 11/18/10

Freshman Season (2010-11)

Season best three points vs. North Texas (12/22)

Courtney's Game-by-Game Statistics

2010-11

OPPONENT	MIN	FG	3FG	FT	REB	PF/D	A	TO	BLK	STL	PTS
Northwestern State	3	1-1	0-0	0-0	0	0-0	0	0	0	0	2
Nicholls	DNP										
Tennessee-Martin	4	0-1	0-0	1-2	1	1-0	0	0	0	0	1
Memphis (Tupelo)	5	1-1	0-0	0-0	0	1-0	0	0	0	0	2
Centenary	12	0-1	0-1	2-2	3	1-0	0	0	0	0	2
at South Alabama	1	0-0	0-0	0-0	0	0-0	0	0	0	0	0
Houston	DNP										
Central Michigan	DNP										
Coastal Carolina	1	0-0	0-0	0-0	0	0-0	0	0	0	0	0
McNeese State	DNP										
Wichita St. (Bossier)	2	0-1	0-1	0-0	0	0-0	0	0	0	0	0
North Texas	4	1-2	1-1	0-0	1	0-0	0	0	0	0	3
Southern	5	0-0	0-0	1-2	1	0-0	0	0	0	0	1
at Rice	8	0-1	0-0	0-0	0	2-0	0	1	0	0	0
at Virginia	1	0-0	0-0	0-0	0	0-0	0	0	0	0	0
at Auburn	DNP										
Arkansas	DNP										
at Kentucky											
Ole Miss											
at Tennessee											
at Alabama											
South Carolina											
Mississippi State											
at Ole Miss											
at Arkansas											
Alabama											
Florida											
at Miss. State											
Vanderbilt											
at Georgia											
Auburn											
SEC Tournament											

Jalen Courtney's Career Stats

YEAR	GP-GS	MIN/AVG	FG-FGA	PCT.	3FG-FGA	PCT.	FT-FTA	PCT.	REB.-AVG	PF-FD	AST	TO	BLK	STL	PTS-AVG.
10-11	11-0	46-4.2	3-8	.375	1-3	.333	4-6	.667	6-0.5	5-0	0	1	0	0	11-1.0
Totals	11-0	46-4.2	3-8	.375	1-3	.333	4-6	.667	6-0.5	5-0	0	1	0	0	11-1.0



Matt Derenbecker

Forward * 6-7 * 185 * Freshman * HS * Metairie, La. (Metairie Park Country Day)

21

Top Performances

Points
 Season: 17, at Rice, 12/29/10
 Career: 17, at Rice, 12/29/10

Rebounds
 Season: 8, at Auburn, 1/8/11
 Career: 8, at Auburn, 1/8/11

Field Goals Made
 Season: 6, at Auburn, 1/8/11
 Career: 6, at Auburn, 1/8/11

3 PT FG Made
 Season: 3, three times
 Career: 3, three times

Free Throws Made
 Season: 4, at Rice, 12/29/10
 Career: 4, at Rice, 12/29/10

Assists
 Season: 3, three times
 Career: 3, three times

Blocks
 Season: 1, vs. Centenary, 11/24/10
 Career: 1, vs. Centenary, 11/24/10

Steals
 Season: 2, twice
 Career: 2, twice

Minutes Played
 Season: 39, at Auburn, 1/8/11
 Career: 39, at Auburn, 1/8/11

Top Career Scoring Games

1. 17 at Rice, 12/29/10
2. 15 at Auburn, 1/8/11
3. 14 vs. Nicholls, 11/16/10
4. 12 vs. Arkansas, 1/12/11
5. 9 at S. Alabama, 11/28/10
6. 8 vs. Southern, 12/27/10
7. 6 vs. Centenary, 11/24/10
8. 5 vs. Houston, 11/30/10
9. 4 vs. Wichita State, 12/18/10
10. 3 twice

Freshman Season (2010-11)


Posted his first LSU points in Nicholls game (11/16) ... Hit all three field goal attempts, including two treys in nine-point effort at South Alabama (11/28) .. Second double figure game and best of season at Rice (12/29) with three treys for second time this season ... First start of his college career at Auburn (1/8), recording third double figure game of season with 15 points in 39 minutes

Derenbecker's Game-by-Game Statistics

2009-10	OPPONENT	MIN	FG	3FG	FT	REB	PF/D	A	TO	BLK	STL	PTS
	Northwestern State	6	0-0	0-0	0-0	0	2-0	0	2	0	0	0
	Nicholls	28	5-10	3-7	1-1	6	3-0	0	2	0	0	14
	Tennessee-Martin	19	1-3	0-2	0-0	2	1-0	0	1	0	0	2
	Memphis (Tupelo)	8	0-3	0-3	0-0	1	1-0	1	0	0	0	0
	Centenary	22	3-8	0-4	0-0	0	1-0	1	1	1	0	6
	at South Alabama	15	3-3	2-2	1-2	4	2-0	2	0	0	1	9
	Houston	11	2-4	1-2	0-0	0	0-0	0	1	0	0	5
	Central Michigan	7	0-0	0-0	0-0	0	2-0	1	1	0	0	0
	Coastal Carolina	18	1-6	1-2	0-0	1	2-0	3	0	0	0	3
	McNeese State	13	0-1	0-1	0-0	1	1-0	1	0	0	0	0
	Wichita St. (Bossier)	14	1-5	0-2	2-3	1	2-0	1	0	0	1	4
	North Texas	21	1-6	0-2	1-2	0	1-0	2	1	0	2	3
	Southern	24	3-7	2-4	0-0	2	2-0	3	0	0	1	8
	at Rice	23	5-9	3-6	4-5	3	2-0	0	1	0	0	17
	at Virginia	6	0-1	0-0	0-0	0	1-0	0	0	0	0	0
	at Auburn	39	6-12	3-7	0-0	8	2-0	3	2	0	1	15
	Arkansas	38	5-9	0-4	2-4	6	2-0	2	3	0	2	12
	at Kentucky											
	Ole Miss											
	at Tennessee											
	at Alabama											
	South Carolina											
	Mississippi State											
	at Ole Miss											
	at Arkansas											
	Alabama											
	Florida											
	at Miss. State											
	Vanderbilt											
	at Georgia											
	Auburn											
	SEC Tournament											

Matt Derenbecker's Career Stats

YEAR	GP-GS	MIN/AVG	FG-FGA	PCT.	3FG-FGA	PCT.	FT-FTA	PCT.	REB.-AVG	PF-FO	AST	TO	BLK	STL	PTS-AVG.
10-11	17-1	312-18.4	36-87	.414	15-48	.313	11-17	.647	35-2.1	27-0	20	15	1	8	98-5.8
Totals	17-1	312-18.4	36-87	.414	15-48	.313	11-17	.647	35-2.1	27-0	20	15	1	8	98-5.8



Ralston Turner

Guard * 6-6 * 193 * Freshman * HS * Muscle Shoals, Ala. (Muscle Shoals HS)

22

Top Performances

Points

Season:	23, vs. McNeese, 12/16/10
Career:	23, vs. McNeese, 12/16/10

Rebounds

Season:	7, vs. C. Michigan, 12/11/10
Career:	7, vs. C. Michigan, 12/11/10

Field Goals Made

Season:	6, five times
Career:	6, five times

3 PT FG Made

Season:	5, vs. Wichita St., 12/18/10
Career:	5, vs. Wichita St., 12/18/10

Free Throws Made

Season:	8, vs. McNeese, 12/16/10
Career:	8, vs. McNeese, 12/16/10

Assists

Season:	5, vs. Houston, 11/30/10
Career:	5, vs. Houston, 11/30/10

Blocks

Season:	1, three times
Career:	1, three times

Steals

Season:	2, vs. NW St., 11/12/10
Career:	2, vs. NW St., 11/12/10

Minutes Played

Season:	41, vs. McNeese, 12/16/10
Career:	41, vs. McNeese, 12/16/10

Top Career Scoring Games

1.	23	vs. McNeese, 12/16/10
2.	21	vs. Wichita State, 12/18/10
2.	21	vs. Northwestern State., 11/12/10
4.	17	at S. Alabama, 11/28/10
5.	15	vs. Southern, 12/27/10
5.	15	vs. Coastal Carolina, 12/13/10
5.	15	vs. Houston, 11/30/10
8.	14	at Rice, 12/29/10
9.	11	at Virginia, 1/2/11
9.	11	vs. Memphis, 11/21/10

Freshman Season (2010-11)

Started the opening college game of his career and in 38 minutes scored 21 points, hitting 6-of-12 field goals with three treys against NW State (11/12) ... Third double figure game against Memphis (11/21) ... Season high game for Turner and for the LSU team with 23 in the overtime win vs. McNeese (12/16) ... Hits a team high 5 treys all in the second half in scoring over 20 for the second straight game vs. Wichita (12/18) ... Suffered a "stress reaction" in his right foot late during the second half of the game at Virginia (1/2)

Turner's Game-by-Game Statistics

2010-11	OPPONENT	MIN	FG	3FG	FT	REB	PF/D	A	TO	BLK	STL	PTS
	Northwestern State	38	6-12	3-6	6-9	5	2-0	2	2	0	2	21
	Nicholls	30	1-6	0-2	4-4	2	2-0	2	1	0	0	6
	Tennessee-Martin	27	4-10	2-5	0-0	1	0-0	0	3	0	1	10
	Memphis (Tupelo)	26	3-10	2-5	3-4	2	2-0	1	2	1	0	11
	Centenary	21	3-6	2-5	0-0	3	1-0	1	2	0	0	8
	at South Alabama	22	5-7	2-4	5-8	1	5-1	0	1	0	1	17
	Houston	34	6-10	2-5	1-2	3	0-0	5	6	0	0	15
	Central Michigan	38	3-4	3-4	0-2	7	3-0	4	1	0	1	9
	Coastal Carolina	35	5-16	1-9	4-4	6	4-0	1	3	0	1	15
	McNeese State	41	6-15	3-10	8-10	2	3-0	3	3	0	1	23
	Wichita St. (Bossier)	31	6-13	5-9	4-4	2	4-0	0	2	0	0	21
	North Texas	33	4-16	1-8	0-0	4	2-0	1	3	0	0	9
	Southern	26	6-14	3-9	0-0	2	0-0	1	2	1	1	15
	at Rice	30	4-18	4-12	2-5	2	4-0	1	1	0	1	14
	at Virginia	30	5-13	1-5	0-2	5	4-0	1	2	1	1	11
	at Auburn											
	Arkansas											
	at Kentucky											
	Ole Miss											
	at Tennessee											
	at Alabama											
	South Carolina											
	Mississippi State											
	at Ole Miss											
	at Arkansas											
	Alabama											
	Florida											
	at Miss. State											
	Vanderbilt											
	at Georgia											
	Auburn											
	SEC Tournament											

Ralston Turner's Career Stats

YEAR	GP-GS	MIN/AVG	FG-FGA	PCT.	3FG-FGA	PCT.	FT-FTA	PCT.	REB.-AVG	PF-FD	AST	TO	BLK	STL	PTS-AVG.
10-11	15-15	46.2-30.8	67-170	.394	34-98	.347	37-54	.685	47-3.1	36-1	23	34	3	10	205-13.7
Totals	15-15	46.2-30.8	67-170	.394	34-98	.347	37-54	.685	47-3.1	36-1	23	34	3	10	205-13.7



Storm Warren

Forward * 6-7 * 230 * Junior * 2L * Monroe, La. (Richwood HS)

24

Top Performances

Points

Season: 17, vs. McNeese, 12/16/10
 Career: 21, twice

Rebounds

Season: 14, vs. Nicholls, 11/16/10
 Career: 16, twice

Field Goals Made

Season: 8, vs. McNeese, 12/16/10
 Career: 9, twice

3 PT FG Made

Season:
 Career:

Free Throws Made

Season: 2, vs. Nicholls, 11/16/10
 Career: 9, twice

Assists

Season: 3, vs. Southern, 12/27/10
 Career: 4, vs. ULM, 11/13/09

Blocks

Season: 4, vs. Houston, 11/30/10
 Career: 4, three times

Steals

Season: 3, three times
 Career: 3, five times

Minutes Played

Season: 36, vs. Nicholls, 11/16/10
 Career: 39, vs. UL-Lafayette, 12/1/09

Top Career Scoring Games

1. 21 at Utah, 1/2/10
1. 21 vs. Northwestern State, 12/12/09
3. 20 vs. Western Kentucky, 11/17/09
4. 19 at South Carolina, 1/13/10
5. 18 vs. Tennessee (SECT), 3/11/10
5. 18 vs. UL-Lafayette, 12/1/09
7. 17 vs. McNeese, 12/16/10
7. 17 vs. Auburn, 1/20/10
9. 15 vs. UConn, 11/25/09
9. 15 vs. ULM, 11/13/09

Junior Season (2010-11)

Started his 32nd consecutive game in the season opener against NW St. (11/12) 10th career double double against UT-Martin (11/18) and second consecutive game in double figure rebounds ... Had the bucket that forced overtime against McNeese State (12/16) ... Did not play at Virginia (1/2) because of tendonitis in right achilles ... Returned at Auburn, but still bothered by injury, played just seven minutes.


Warren's Game-by-Game Statistics

2010-11

OPPONENT	MIN	FG	3FG	FT	REB	PF/D	A	TO	BLK	STL	PTS
Northwestern State	17	2-2	0-0	0-0	4	4-0	2	2	0	1	4
Nicholls	36	3-7	0-0	2-3	14	2-0	1	2	1	3	8
Tennessee-Martin	27	6-9	0-0	0-0	11	3-0	0	2	2	2	12
Memphis (Tupelo)	14	1-6	0-0	0-0	3	5-1	0	0	0	2	2
Centenary	16	0-6	0-0	1-2	6	1-0	1	1	3	2	1
at South Alabama	17	3-7	0-0	3-4	3	3-0	0	0	1	0	9
Houston	33	6-10	0-0	0-0	11	3-0	0	2	4	3	12
Central Michigan	29	4-7	0-0	0-0	4	2-0	0	1	1	0	8
Coastal Carolina	22	4-6	0-0	0-0	5	3-0	0	3	0	1	8
McNeese State	35	8-12	0-0	1-2	6	2-0	1	2	1	1	17
Wichita St. (Bossier)	13	1-1	0-0	0-0	4	4-0	0	2	0	1	2
North Texas	19	5-11	0-0	0-0	9	2-0	0	1	1	0	10
Southern	27	2-6	0-0	1-1	6	2-0	3	1	1	3	5
at Rice	29	3-8	0-0	1-5	9	4-0	0	2	0	1	7
at Virginia	DNP -- injury										
at Auburn	7	1-3	0-0	0-2	6	0-0	0	1	2	1	2
Arkansas	11	1-3	0-0	0-1	5	0-0	0	0	1	2	2
at Kentucky											
Ole Miss											
at Tennessee											
at Alabama											
South Carolina											
Mississippi State											
at Ole Miss											
at Arkansas											
Alabama											
Florida											
at Miss. State											
Vanderbilt											
at Georgia											
Auburn											
SEC Tournament											

Storm Warren's Career Stats

YEAR	GP-GS	MIN/AVG	FG-FGA	PCT.	3FG-FGA	PCT.	FT-FTA	PCT.	REB.-AVG	PF-FD	AST	TO	BLK	STL	PTS-AVG.
08-09	30-0	224-7.5	21-49	.429	0-0	.000	19-39	.487	53-1.8	32-1	6	9	15	12	61-2.0
09-10	31-31	827-26.7	141-263	.536	0-0	.000	84-123	.683	223-7.2	104-5	13	46	44	33	366-11.8
10-11	16-13	352-22.0	50-104	.481	0-0	.000	9-20	.450	106-6.6	40-1	8	22	18	23	109-6.8
Totals	77-44	1403-18.2	212-416	.510	0-0	.000	112-182	.615	382-5.0	176-7	27	77	77	68	536-7.0



Daron Populist

Guard * 5-10 * 170 * Sophomore * 1L * Slidell, La. (Salmen HS)

25

Top Performances

Points

Season: 6, vs. Centenary, 11/24/10
 Career: 8, vs. Arkansas, 2/24/10

Rebounds

Season: 2, twice
 Career: 2, four times

Field Goals Made

Season: 2, vs. Centenary, 11/24/10
 Career: 2, twice

3 PT FG Made

Season: 2, vs. Centenary, 11/24/10
 Career: 2, twice

Free Throws Made

Season:
 Career: 2, vs. Arkansas, 2/24/10

Assists

Season: 2, vs. NW St., 11/12/10
 Career: 2, three times

Blocks

Season:
 Career:

Steals

Season:
 Career: 1, vs. Georgia, 3/6/10

Minutes Played

Season: 13, vs. Centenary, 11/24/10
 Career: 23, twice

Top Career Scoring Games

- 8 vs. Arkansas, 2/24/10
- 6 vs. Centenary, 11/24/10
- 4 at Mississippi State, 1/30/10
- 3 vs. Georgia, 3/6/10
- 3 vs. Tennessee, 2/4/10
- 2 vs. UT-Martin, 11/18/10
- 2 at Arkansas, 2/10/10

Sophomore Season (2010-11)

Played 13 minutes versus Centenary (11/24), scoring six points, hitting two treys

Populist's Game-by-Game Statistics

2009-10

OPPONENT	MIN	FG	3FG	FT	REB	PF/D	A	TO	BLK	STL	PTS
Northwestern State	3	0-0	0-0	0-0	0	1-0	2	0	0	0	0
Nicholls	7	0-1	0-0	0-0	0	4-0	0	3	0	0	0
Tennessee-Martin	8	1-1	0-0	0-0	2	2-0	1	0	0	0	2
Memphis (Tupelo)	DNP										
Centenary	13	2-5	2-4	0-0	2	1-0	1	0	0	0	6
at South Alabama	4	0-1	0-0	0-0	1	0-0	1	0	0	0	0
Houston	DNP										
Central Michigan	4	0-0	0-0	0-0	0	0-0	1	0	0	0	0
Coastal Carolina	DNP										
McNeese State	DNP										
Wichita St. (Bossier)	DNP										
North Texas	DNP										
Southern	3	0-0	0-0	0-0	0	0-0	0	0	0	0	0
at Rice	3	0-1	0-1	0-0	0	2-0	0	0	0	0	0
at Virginia	1	0-0	0-0	0-0	0	0-0	0	0	0	0	0
at Auburn	DNP										
Arkansas	DNP										
at Kentucky											
Ole Miss											
at Tennessee											
at Alabama											
South Carolina											
Mississippi State											
at Ole Miss											
at Arkansas											
Alabama											
Florida											
at Miss. State											
Vanderbilt											
at Georgia											
Auburn											
SEC Tournament											

Daron Populist's Career Stats

YEAR	GP-GS	MIN/AVG	FG-FGA	PCT.	3FG-FGA	PCT.	FT-FTA	PCT.	REB.-AVG	PF-FO	AST	TO	BLK	STL	PTS-AVG.
09-10	16-0	156-9.8	6-21	.286	5-16	.313	3-4	.750	8-0.5	7-0	9	9	0	1	20-1.3
10-11	9-0	46-5.1	3-9	.333	2-5	.400	0-0	.000	5-0.6	10-0	6	3	0	0	8-0.9
Totals	25-0	202-8.1	9-30	.300	7-21	.333	3-4	.750	13-0.5	17-0	15	12	0	1	28-1.1



Aaron Dotson

Guard * 6-4 * 205 * Sophomore * 1 L * Seattle, Wash. (Rainier Beach HS)

45

Top Performances

Points

Season: 17, vs. NW St., 11/12/10
 Career: 17, vs. NW St., 11/12/10

Rebounds

Season: 8, vs. Arkansas, 1/12/11
 Career: 8, vs. Arkansas, 1/12/11

Field Goals Made

Season: 5, twice
 Career: 5, twice

3 PT FG Made

Season: 4, at S. Alabama, 11/28/10
 Career: 4, at S. Alabama, 11/28/10

Free Throws Made

Season: 7, vs. NW St., 11/12/10
 Career: 7, vs. NW St., 11/12/10

Assists

Season: 4, three times
 Career: 5, vs. McNeese, 1/4/10

Blocks

Season: 2, vs. Nicholls, 11/16/10
 Career: 2, tjree to,es

Steals

Season: 2, vs. Memphis, 11/21/10
 Career: 2, vs. Memphis, 11/21/10

Minutes Played

Season: 39, at S. Alabama, 11/28/10
 Career: 39, at S. Alabama, 11/28/10

Top Career Scoring Games

1. 17 vs. Northwestern State, 11/12/10
2. 15 at S. Alabama, 11/28/10
3. 13 vs. UT-Martin, 11/18/10
4. 12 vs. Memphis, 11/21/10
5. 11 vs. Washington State, 12/22/09
6. 10 vs. McNeese, 1/4/10
6. 10 vs. Rice, 12/19/09
8. 9 vs. Coastal Carolina, 12/13/10
8. 9 vs. C. Michigan, 12/11/10
10. 8 twice

Sophomore Season (2010-11)

Had a career high of 17 points in the season opener against NW St. (11/12) .. Hit two treys for second straight game against Centenary (11/24), 4-of-last-5 from arc ... In six games has made more threes (8) than last year (7) ... Made four at South Alabama (11/28) ... Career high of 8 rebounds against Arkansas (1/12)

Dotson's Game-by-Game Statistics

2010-11

OPPONENT	MIN	FG	3FG	FT	REB	PF/D	A	TO	BLK	STL	PTS
Northwestern State	27	5-5	0-0	7-8	3	4-0	0	1	1	2	17
Nicholls	21	1-2	0-0	2-2	2	3-0	0	2	0	0	5
Tennessee-Martin	19	4-8	0-1	5-6	6	3-0	2	3	0	0	13
Memphis (Tupelo)	37	3-7	2-2	4-7	4	2-0	4	4	0	2	12
Centenary	20	3-5	2-3	0-0	1	1-0	4	1	0	0	8
at South Alabama	39	5-9	4-5	1-2	3	5-1	4	1	0	0	15
Houston	31	3-6	2-2	0-0	3	3-0	2	0	1	0	8
Central Michigan	34	2-4	0-1	5-6	0	3-0	2	2	0	1	9
Coastal Carolina	37	2-8	1-3	4-6	5	2-0	3	5	1	0	9
McNeese State	31	1-7	0-3	5-5	3	2-0	3	1	1	0	7
Wichita St. (Bossier)	25	1-3	0-0	0-0	2	4-0	2	0	0	0	2
North Texas	25	0-3	0-1	0-2	1	2-0	1	0	0	0	0
Southern	20	1-3	0-0	4-4	4	2-0	3	0	0	1	6
at Rice	18	1-2	0-0	0-1	1	5-1	0	2	0	0	2
at Virginia	27	1-7	1-2	4-4	4	3-0	1	1	1	0	7
at Auburn	23	1-5	0-1	0-1	4	2-0	0	3	0	2	2
Arkansas	27	0-2	0-2	3-4	8	0-0	1	4	0	0	3
at Kentucky											
Ole Miss											
at Tennessee											
at Alabama											
South Carolina											
Mississippi State											
at Ole Miss											
at Arkansas											
Alabama											
Florida											
at Miss. State											
Vanderbilt											
at Georgia											
Auburn											
SEC Tournament											

Aaron Dotson's Career Stats

YEAR	GP-GS	MIN/AVG	FG-FGA	PCT.	3FG-FGA	PCT.	FT-FTA	PCT.	REB.-AVG	PF-FO	AST	TO	BLK	STL	PTS-AVG.
09-10	29-17	539-18.6	32-109	.294	7-46	.152	23-43	.535	48-1.7	61-3	29	33	12	12	93-3.2
10-11	17-17	461-27.1	34-86	.395	12-27	.444	45-60	.750	54-3.2	47-2	33	32	7	8	125-7.4
Totals	46-34	1000-21.7	66-195	.338	19-73	.260	68-103	.660	102-2.2	108-5	62	65	19	20	219-4.8

The Last Time LSU ...

ALL GAMES

Scoring

Less Than 50 points	49 -- vs. Tenn. (SECT) (49-59), 3/11/10
50 or more points	56 -- vs. Arkansas (56-53), 1/12/11
60 or more points	62 -- at Auburn, 1/8/11
70 or more points	78 -- vs. McNeese (78-66, ot), 12/16/10
80 or more points	80 -- at S. Alabama (80-65), 11/28/10
90 or more points	97 -- at Miss. State (97-94), 2/11/09
100 or more points	104 -- vs. Nicholls State (104-57), 11/21/05

Opponents Scoring

Less than 50 points	41 -- by Southern, (41-62), 12/27/10
50 or more points	53 -- by Arkansas (53-56), 1/12/11
60 or more points	64 -- by Virginia (64-50), 1/2/11
70 or more points	74 -- by Rice (74-68), 12/29/10
80 or more points	87 -- by Kentucky (87-52), 2/10/10
90 or more points	94 -- by Miss. State (94-97), 2/11/09
100 or more points	101 -- by Ohio State (101-113), 1-15-05

Field Goal Percentage

Shot 29 percent or less	29.2 -- at Alabama (14-48), 1/27/10
Shot 30 percent or more	39.6 -- vs. Arkansas (19-48), 1/12/11
Shot 40 percent or more	42.9 -- at Auburn (24-56), 1/8/11
Shot 50 percent or more	50.0 -- vs. Houston (26-52), 11/30/10
Shot 60 percent or more	60.0 -- vs. NW State (24-40), 11/12/10
Shot 70 percent or more	70.3 -- vs. Centenary (45-64), 1-15-03

Opponents Field Goal Percentage

Shot 29 percent or less	28.3 -- by Centenary (13-46), 11/24/10
Shot 30 percent or more	33.3 -- by Arkansas (19-57), 1/12/11
Shot 40 percent or more	40.4 -- by Virginia (21-52), 1/2/11
Shot 50 percent or more	52.6 -- by Rice (20-38), 12/29/10
Shot 60 percent or more	61.0 -- by Arizona State (25-41), 11/27/09

Three-Point FG Percentage

Shot less than 10 pct	7.7 -- vs. Arkansas (1-13), 1/12/11
Shot 10 percent or more	26.3 -- at Auburn (5-19), 1/8/11
Shot 20 percent or more	26.3 -- at Auburn (5-19), 1/8/11
Shot 30 percent or more	42.9 -- at Rice (12-28), 12/29/10
Shot 40 percent or more	42.9 -- at Rice (12-28), 12/29/10
Shot 50 percent or more	70.6 -- at S. Alabama (12-17), 11/28/10
Shot 60 percent or more	70.6 -- at S. Alabama (12-17), 11/28/10

Opponents Three-Point FG Percentage

Shot less than 10 pct	7.1 -- by Georgia (1-14), 1/25/06
Shot 10 percent or more	10.0 -- by Arkansas (2-20), 1/12/11
Shot 20 percent or more	33.3 -- by Auburn (8-24), 1/8/11
Shot 30 percent or more	33.3 -- by Auburn (8-24), 1/8/11
Shot 40 percent or more	46.4 -- by Auburn (13-28), 2/27/10
Shot 50 percent or more	52.9 -- by Alabama (9-17), 1/27/10
Shot 60 percent or more	60.0 -- by McNeese State (9-15), 12/22/08

Free Throw Percentage

Shot less than 50 pct	46.7 -- at Ole Miss (7-15), 1/12/08
Shot 50 percent or more	54.8 -- vs. Arkansas (17-31), 1/12/11
Shot 60 percent or more	64.7 -- at Virginia (11-17), 1/2/11
Shot 70 percent or more	74.2 -- vs. Wichita State (23-31), 12/18/10
Shot 80 percent or more	90.0 -- vs. Georgia (9-10), 3/6/10
Shot 90 percent or more	90.0 -- vs. Georgia (9-10), 3/6/10
Shot 100 percent	100.0 -- vs. Grambling State (4-4), 12/13/08

Rebounds

Less than 29 rebounds	29 -- at Arkansas, 2/10/10
Had 30 or more rebounds	46 -- vs. Arkansas, 1/12/11
Had 40 or more rebounds	46 -- vs. Arkansas, 1/12/11
Had 50 or more rebounds	52 -- vs. UT-Martin, 11/18/10
Had 60 or more rebounds	60 -- vs. Troy State, 12-22-98

Opponent Rebounds

Less than 20 rebounds	17 -- vs. Nicholls State, 12/17/08
Had 20 or more rebounds	32 -- by Arkansas, 1/12/11
Had 30 or more rebounds	32 -- by Arkansas, 1/12/11
Had 40 or more rebounds	41 -- by North Texas, 12/22/10
Had 50 or more rebounds	53 -- by Kentucky, 2/6/10

Assists

Less than 5 assists	4 -- vs. Alabama, 1-27-10
5 assists or more	14 -- vs. Arkansas, 1/12/11
10 assists or more	14 -- vs. Arkansas, 1/12/11
15 assists or more	16 -- vs. Southern, 12/27/10
20 assists or more	22 -- vs. McNeese, 1/4/10
25 assists or more	26 -- vs. Troy, 11/30/08
30 or more assists	33 -- vs. Georgia State, 12-28-94

Opponent Assists

Less than 5 assists	2 -- by Southern, 12/27/10
5 assists or more	9 -- by Arkansas, 1/12/11
10 assists or more	13 -- by Auburn, 1/8/11
15 assists or more	17 -- by Ole Miss, 3/4/10
20 assists or more	21 -- by Vanderbilt, 1/19/08
25 assists or more	28 -- by Fresno State, 11/26/99
30 assists or more	33 -- by Kentucky, 1-16-96

Blocks

0 blocks	0 -- at Rice, 12/29/10
1 or more blocks	3 -- vs. Arkansas, 1/12/11
5 or more blocks	7 -- vs. Southern, 12/27/10
10 or more blocks	11 -- vs. Ole Miss, 2/14/09
15 or more blocks	16 -- vs. Alcorn State, 11/20/08

Opponent Blocks

0 blocks	0 -- by Western Kentucky, 11/17/09
1 or more blocks	3 -- by Arkansas, 1/12/11
5 or more blocks	6 -- by Virginia, 1/2/11
10 or more blocks	11 -- by UConn, 1/6/07

Steals

0 steals	0 -- vs. Georgia Tech, 3-17-90
1 or more steals	6 -- vs. Arkansas, 1/12/11
5 or more steals	6 -- vs. Arkansas, 1/12/11
10 or more steals	10 -- vs. Houston, 11/30/10
15 or more steals	22 -- vs. Arkansas, 2-17-01

Opponent Steals

0 steals	0 -- by Washington State, 12/27/08
1 or more steals	7 -- by Arkansas, 1/12/11
5 or more steals	7 -- by Arkansas, 1/12/11
10 or more steals	10 -- by Auburn, 1/8/11
15 or more steals	16 -- by Miami (Fla.), 12-27-01

The Last Time An LSU Player...

ALL GAMES

Scored 20 or more points	21	Ralston Turner, vs. Wichita State, 12/18/10
Scored 25 or more points.....	26	Bo Spencer, at Auburn, 2/27/10
Scored 30 or more points	38	Tasmin Mitchell, vs. Auburn, 1/20/10
Scored 35 or more points.....	38	Tasmin Mitchell, vs. Auburn, 1/20/10
Scored 40 or more points	41	Tasmin Mitchell, at Miss State, 2/11/09
Scored 45 or more points	46	Chris Jackson, vs. Vanderbilt, 2-18-90
Scored 50 or more points	51	Chris Jackson, vs. Texas, 1-2-90
Scored 55 or more points	55	Chris Jackson, vs. Ole Miss, 3-4-89
Scored 60 or more	64	Pete Maravich, vs. Kentucky, 2-21-70
Scored double figures in 5 straight games.....	7	Andre Stringer, 11/12/10 to 11/28/10
Scored double figures in 10 straight games	15	Tasmin Mitchell, 11/27/09 to 1/23/10
Scored double figures in 15 straight games	15	Tasmin Mitchell, 11/27/09 to 1/23/10
Scored double figures in 20 straight games.....	48	Glen Davis, 3/5/05 to 12/17/06
Scored double figures in 25 straight games.....	48	Glen Davis, 3/5/05 to 12/17/06
Scored double figures in 30 straight games.....	48	Glen Davis, 3/5/05 to 12/17/06
Scored double figures in 35 straight games.....	48	Glen Davis, 3/5/05 to 12/17/06
Scored double figures in 40 straight games	48	Glen Davis, 3/5/05 to 12/17/06
Scored double figures in 45 or more straight game	48	Glen Davis, 3/5/05 to 12/17/06
Scored 20 points or more in 2 straight games	2	Ralston Turner, 23 vs. McNeese (12/16/10); 21 vs. Wichita St. (12/18/10)
Scored 20 points or more in 3 straight games	3	Bo Spencer, 22 vs. Rice (12/19/09); 23 vs. Washington State (12/22/09); 20 at Xavier (12/29/09)
.....		
Scored 20 points or more in 4 straight games	4	Tasmin Mitchell, 26 vs. Louisiana-Lafayette (12/1/09); 24 vs. Northwestern State (12/12/09); 24 vs. Southeastern Louisiana (12/14/09); 27 vs. Nicholls State (12/17/09)
.....		
Scored 20 points or more in 5 straight games	6	Marcus Thornton, 25 at Ole Miss (1/12/08); 27 vs. Auburn (1/16/08); 27 at Vandy (1/19/08); 20 vs. Arkansas (1/26/08); 38 at Auburn (1/30/08); 22 vs. Alabama (2/2/08)
.....		
Scored 30 points or more in consecutive games.....	2	Marcus Thornton, 31 vs. Miss. State (1/21/09); 30 vs. Xavier (1/24/09)
.....		
Made 10-14 field goals in a game	10	Tasmin Mitchell, at Miss. State, 1/30/10
Made 15 or more field goals in a game.....	15	Tasmin Mitchell, vs. Auburn, 1/20/10
Attempted 15-19 field goals in a game	18	Ralston Turner, vs. Rice, 12/29/10
Attempted 20-24 field goals in a game	21	Tasmin Mitchell, vs. Georgia, 3/6/10
Attempted 25-29 field goals in a game	27	Marcus Thornton, at Miss. State, 3/8/08
Attempted 30 or more field goals in a game	34	Ronnie Henderson, vs. Oklahoma State, 12-20-94
Made 5 three pointers in a game	5	Ralston Turner, vs. Wichita State, 12/18/10
Made 6-9 three pointers in a game.....	6	Marcus Thornton, vs. Florida, 2/24/09
Made 10 or more three pointers in a game.....	10	Chris Jackson, vs. Tennessee, 2-10-90
Attempted 7 three pointers in a game.....	11	Andre Stringer, at Auburn, 1/8/11
.....	7	Matt Derenbecker, at Auburn, 1/8/11
Attempted 8-10 three pointers in a game	11	Andre Stringer, at Auburn, 1/8/11
Attempted 11 or more three pointers in a game	11	Andre Stringer, at Auburn, 1/8/11

The Last Time An LSU Player...

ALL GAMES

Had 10 or more rebounds	10	Garrett Green, vs. Arkansas, 1/12/11
Had 15 or more rebound	15	Malcolm White, vs. UT-Martin, 11/18/10
Had 20 or more rebounds	21	Jaime Lloreda, vs. McNeese State, 11-24-03
Had 10 or more rebounds in 2 straight games	2	Storm Warren, 14 vs. Nicholls, 11/16/10; 11 vs. UT-Martin, 11/18/10
Had 10 or more rebounds in 3 straight games	3	Tasmin Mitchell, 10 at Alabama, 1/27/10; 10 at Miss. State, 1/30/10; 17 vs. Tennessee, 2/4/10
.....		
Had 10 or more rebounds in 4 straight games	4	Tasmin Mitchell, 11 vs. Ole Miss, 1/23/10; 10 at Alabama, 1/27/10; 10 at Miss. State, 1/30/10; 17 vs. Tennessee, 2/4/10
.....		
Had 10 or more rebounds in 5 straight games	5	Tasmin Mitchell, 10 vs. Auburn, 1/20/10; 11 vs. Ole Miss, 1/23/10; 10 at Alabama, 1/27/10; 10 at Miss. State, 1/30/10; 17 vs. Tennessee, 2/4/10
.....		
Had 10 or more rebounds in 6 or more games.....	8	Glen Davis, 11 at Alabama, 2/4/06; 16 vs. Arkansas, 2/8/06; 15 at Florida, 2/11/06; 13 vs. Miss. State, 2/15/06; 11 at Auburn, 2/18/06; 11 at Vandy, 2/22/06; 15 vs. Kentucky, 2/25/06; 10 at S. Carolina, 2/28/06
.....		
.....		
Had 9 offensive rebounds in a game.....	9	Malcolm White, vs. UT-Martin, 11/18/10
Had 10 defensive rebounds in a game.....	12	Storm Warren, vs. Nicholls, 11/16/10
Had 5 or more assists.....	7	Andre Stringer, vs. Arkansas, 1/12/11
Had 8 or more assists.....	8	Chris Bass, at Rice, 12/29/10
Had 10 or more assists	12	Torris Bright, vs. McNeese State, 12-7-02
Had 15 or more assists	18	Randy Livingston, vs. George Mason, 12-3-94
Had 3 or more blocks in a game	3	Malcolm White, vs. Southern, 12/27/10
Had 5 or more blocks in a game	6	Chris Johnson, at Arkansas, 2/18/09
Had 8 or more blocks in a game	9	Tyrus Thomas, vs. Tennessee, 1/14/06
Had 10 or more blocks in a game.....	11	Stromile Swift, vs. Alabama, 2-10-99
Had 3 or more steals in a game.....	3	Storm Warren, vs. Southern, 12/27/10
Had 5 or more steals in a game.....	5	Chris Bass, vs. Northwestern St., 11/12/10
Had 8 or more steals in a game	8	Clarence Ceasar, vs. Auburn, 1-8-94
Had 10 or more steals in a game	10	Shawn Griggs, vs. Tennessee, 2-23-91
Had a double-double		Garrett Green, vs. Arkansas, 1/12/11
Had a double-double in 2 straight games		Tasmin Mitchell, at Miss. State, 26 pts-10 reb., 1/30/10; vs. Tennessee, 13 pts-17 reb., 2/4/10
.....		
Had a double-double in 3 or more straight games.....	3	Storm Warren, vs. Northwestern State, 21 pts-16 reb., 12/12/09; vs. Southeastern La. 14 pts-12 reb, 12/14/09; vs. Nicholls St., 13 pts-11 reb., vs. 12/17/09
.....		
Had a double-double in 4 or more straight games	4	Storm Warren, vs. UL-Lafayette, 18 pts-16 reb., 12/1/09; vs. Northwestern State, 21 pts-16 reb., 12/1/09; vs. Southeastern La. 14 pts-12 reb., 12/14/09; vs. Nicholls State, 13 pts-11 reb., 12/17/09
.....		
.....		
Had a triple-double		Shaquille O'Neal, 26 pts-13 reb-11 blks, vs. BYU, 3-19-92
Played 40 minutes in a game.....	40	Malcom White, vs. McNeese, 12/16/10
.....	41	Ralston Turner, vs. McNeese, 12/16/10
Played 41 or more in a game	41	Ralston Turner, vs. McNeese, 12/16/10
Played 50 or more minutes in a game	54	Maurice Carter, vs. Alabama, 2-10-99

THE STAT CREW SYSTEM
LSU Season Schedule/Results & Leaders (as of Jan 12, 2011)
All games

RECORD:	OVERALL	HOME	AWAY	NEUTRAL
ALL GAMES	10-7	8-3	2-2	0-2
CONFERENCE	2-0	1-0	1-0	0-0
NON-CONFERENCE	8-7	7-3	1-2	0-2

Date	Opponent	Score	Att.	High Points	High Rebounds
11/12/10	NORTHWESTERN STATE	W 87-78	7842	(21)STRINGER, Andre (21)TURNER, Ralston	(6)GREEN, Garrett
11/16/10	NICHOLLS STATE	53-62 L	6913	(14)DERENBECKER, Matt (14)STRINGER, Andre	(14)WARREN, Storm
11/18/10	TENNESSEE-MARTIN	W 79-56	6607	(15)STRINGER, Andre	(15)WHITE, Malcolm
11/21/10	vs Memphis	61-70 L	7941	(13)STRINGER, Andre	(8)LUDWIG, Eddie
11/24/10	CENTENARY	W 78-36	6742	(16)STRINGER, Andre	(9)GREEN, Garrett
11/28/10	at South Alabama	W 80-65	3653	(21)STRINGER, Andre	(5)GREEN, Garrett
11/30/10	HOUSTON	W 73-57	6688	(15)TURNER, Ralston	(11)WARREN, Storm
12/11/10	CENTRAL MICHIGAN	W 59-55	6898	(12)WHITE, Malcolm	(7)TURNER, Ralston
12/13/10	COASTAL CAROLINA	69-78 Lot	6425	(16)STRINGER, Andre	(6)TURNER, Ralston
12/16/10	MCNEESE STATE	Wot 78-66	6445	(23)TURNER, Ralston	(9)WHITE, Malcolm
12/18/10	vs Wichita State	69-70 L	2165	(21)TURNER, Ralston	(13)GREEN, Garrett
12/22/10	NORTH TEXAS	55-75 L	7017	(12)WHITE, Malcolm	(9)WARREN, Storm
12/27/10	SOUTHERN	W 62-41	6739	(16)WHITE, Malcolm	(11)WHITE, Malcolm
12/29/10	at Rice	68-74 L	3358	(19)STRINGER, Andre	(9)WARREN, Storm
01/02/11	at Virginia	50-64 L	10049	(12)GREEN, Garrett	(6)WHITE, Malcolm
01/08/11	*at Auburn	W 62-55	6873	(18)GREEN, Garrett	(8)DERENBECKER, Matt
01/12/11	*ARKANSAS	W 56-53	7023	(13)WHITE, Malcolm	(10)GREEN, Garrett

* - Conference game

Attendance Summary	Games	Attend	Avg/Game
Home	11	75339	6849
Away	4	23933	5983
Neutral	2	10106	5053
Total	17	109378	6434

THE STAT CREW SYSTEM
LSU Combined Team Statistics (as of Jan 12, 2011)
All games

RECORD:	OVERALL	HOME	AWAY	NEUTRAL
ALL GAMES	10-7	8-3	2-2	0-2
CONFERENCE	2-0	1-0	1-0	0-0
NON-CONFERENCE	8-7	7-3	1-2	0-2

##	Player	gp-gs	min	avg	Total		3-Point		F-Throw		Rebounds				pf	dq	a	to	blk	stl	pts	avg			
					fg-fga	fg%	3fg-fga	3fg%	ft-fga	ft%	off	def	tot	avg											
22	TURNER, Ralston	15-15	462	30.8	67-170	.394	34-98	.347	37-54	.685	9	38	47	3.1	36	1	23	34	3	10	205	13.7			
10	STRINGER, Andre	17-15	502	29.5	61-169	.361	36-102	.353	70-92	.761	5	36	41	2.4	35	1	51	41	4	20	228	13.4			
05	WHITE, Malcolm	17-16	418	24.6	57-115	.496	0-0	.000	38-64	.594	39	56	95	5.6	50	2	6	28	21	4	152	8.9			
45	DOTSON, Aaron	17-17	461	27.1	34-86	.395	12-27	.444	45-60	.750	16	38	54	3.2	47	2	33	32	7	8	125	7.4			
24	WARREN, Storm	16-13	352	22.0	50-104	.481	0-0	.000	9-20	.450	43	63	106	6.6	40	1	8	22	18	23	109	6.8			
03	GREEN, Garrett	17-2	280	16.5	47-98	.480	2-7	.286	15-37	.405	32	59	91	5.4	39	1	5	20	9	13	111	6.5			
21	DERENBECKER, Matt	17-2	312	18.4	36-87	.414	15-48	.313	11-17	.647	6	29	35	2.1	27	0	20	15	1	8	98	5.8			
13	LUDWIG, Eddie	17-3	250	14.7	12-33	.364	0-2	.000	30-38	.789	18	32	50	2.9	29	2	12	15	0	13	54	3.2			
04	BASS, Chris	17-2	293	17.2	13-35	.371	1-3	.333	9-18	.500	8	29	37	2.2	17	0	47	27	1	12	36	2.1			
14	COURTNEY, Jalen	11-0	46	4.2	3-8	.375	1-3	.333	4-6	.667	2	4	6	0.5	5	0	0	1	0	0	11	1.0			
25	POPULIST, Daron	9-0	46	5.1	3-9	.333	2-5	.400	0-0	.000	0	5	5	0.6	10	0	6	3	0	0	8	0.9			
15	HARRIS, Dennis	4-0	28	7.0	1-4	.250	0-0	.000	0-0	.000	1	4	5	1.3	5	0	0	2	2	2	2	0.5			
Team											39	30	69												6
Total.....		17	3450	384-918		.418	103-295	.349	268-406	.660	218	423	641	37.7	340	10	211	246	66	113	1139	67.0			
Opponents.....		17	3450	359-935		.384	81-285	.284	256-376	.681	215	382	597	35.1	349	8	124	234	65	132	1055	62.1			

TEAM STATISTICS	LSU	OPP	Date	Opponent	Score	Att.
SCORING	1139	1055	11/12/10	NORTHWESTERN STATE	w 87-78	7842
Points per game	67.0	62.1	11/16/10	NICHOLLS STATE	L 53-62	6913
Scoring margin	+4.9	-	11/18/10	TENNESSEE-MARTIN	w 79-56	6607
FIELD GOALS-ATT	384-918	359-935	11/21/10	vs Memphis	L 61-70	7941
Field goal pct	.418	.384	11/24/10	CENTENARY	w 78-36	6742
3 POINT FG-ATT	103-295	81-285	11/28/10	at South Alabama	w 80-65	3653
3-point FG pct	.349	.284	11/30/10	HOUSTON	w 73-57	6688
3-pt FG made per game	6.1	4.8	12/11/10	CENTRAL MICHIGAN	w 59-55	6898
FREE THROWS-ATT	268-406	256-376	12/13/10	COASTAL CAROLINA	Lot 69-78	6425
Free throw pct	.660	.681	12/16/10	MCNEESE STATE	Wot 78-66	6445
F-Throws made per game	15.8	15.1	12/18/10	vs Wichita State	L 69-70	2165
REBOUNDS	641	597	12/22/10	NORTH TEXAS	L 55-75	7017
Rebounds per game	37.7	35.1	12/27/10	SOUTHERN	w 62-41	6739
Rebounding margin	+2.6	-	12/29/10	at Rice	L 68-74	3358
ASSISTS	211	124	01/02/11	at Virginia	L 50-64	10049
Assists per game	12.4	7.3	* 01/08/11	at Auburn	w 62-55	6873
TURNOVERS	246	234	* 01/12/11	ARKANSAS	w 56-53	7023
Turnovers per game	14.5	13.8				
Turnover margin	-0.7	-	* - Conference game			
Assist/turnover ratio	0.9	0.5				
STEALS	113	132				
Steals per game	6.6	7.8				
BLOCKS	66	65				
Blocks per game	3.9	3.8				
ATTENDANCE	75339	34039				
Home games-Avg/Game	11-6849	4-5983				
Neutral site-Avg/Game	-	2-5053				

Score by Periods	1st	2nd	OT	Totals
LSU	538	578	23	1139
Opponents	436	599	20	1055

THE STAT CREW SYSTEM
LSU Combined Team Statistics (as of Jan 12, 2011)
Conference games

RECORD:	OVERALL	HOME	AWAY	NEUTRAL
ALL GAMES	2-0	1-0	1-0	0-0
CONFERENCE	2-0	1-0	1-0	0-0
NON-CONFERENCE	0-0	0-0	0-0	0-0

##	Player	gp-gs	min	avg	Total		3-Point		F-Throw		Rebounds			pf	dq	a	to	blk	stl	pts	avg			
					fg-fga	fg%	3fg-fga	3fg%	ft-fta	ft%	off	def	tot											
03	GREEN, Garrett	2-0	62	31.0	13-21	.619	0-2	.000	2-7	.286	7	8	15	7.5	6	0	2	4	2	2	28	14.0		
21	DERENBECKER, Matt	2-2	77	38.5	11-21	.524	3-11	.273	2-4	.500	2	12	14	7.0	4	0	5	5	0	3	27	13.5		
10	STRINGER, Andre	2-2	72	36.0	5-21	.238	3-16	.188	7-12	.583	0	6	6	3.0	0	0	10	3	0	3	20	10.0		
05	WHITE, Malcolm	2-2	46	23.0	8-17	.471	0-0	.000	4-6	.667	3	9	12	6.0	8	0	2	6	2	0	20	10.0		
13	LUDWIG, Eddie	2-2	35	17.5	2-5	.400	0-0	.000	5-7	.714	1	4	5	2.5	4	0	2	2	0	2	9	4.5		
04	BASS, Chris	2-0	40	20.0	1-6	.167	0-0	.000	3-3	1.000	2	3	5	2.5	3	0	6	4	0	0	5	2.5		
45	DOTSON, Aaron	2-2	50	25.0	1-7	.143	0-3	.000	3-5	.600	3	9	12	6.0	2	0	1	7	0	2	5	2.5		
24	WARREN, Storm	2-0	18	9.0	2-6	.333	0-0	.000	0-3	.000	7	4	11	5.5	0	0	0	1	3	3	4	2.0		
Team											3	4	7											
Total.....		2	400		43-104	.413	6-32	.188	26-47	.553	28	59	87	43.5	27	0	28	32	7	15	118	59.0		
Opponents.....		2	400		38-118	.322	10-44	.227	22-31	.710	23	44	67	33.5	45	3	22	24	7	17	108	54.0		

TEAM STATISTICS	LSU	OPP	Date	Opponent	Score	Att.
SCORING	118	108	* 01/08/11	at Auburn	w 62-55	6873
Points per game	59.0	54.0	* 01/12/11	ARKANSAS	w 56-53	7023
Scoring margin	+5.0	-	* - Conference game			
FIELD GOALS-ATT	43-104	38-118				
Field goal pct	.413	.322				
3 POINT FG-ATT	6-32	10-44				
3-point FG pct	.188	.227				
3-pt FG made per game	3.0	5.0				
FREE THROWS-ATT	26-47	22-31				
Free throw pct	.553	.710				
F-Throws made per game	13.0	11.0				
REBOUNDS	87	67				
Rebounds per game	43.5	33.5				
Rebounding margin	+10.0	-				
ASSISTS	28	22				
Assists per game	14.0	11.0				
TURNOVERS	32	24				
Turnovers per game	16.0	12.0				
Turnover margin	-4.0	-				
Assist/turnover ratio	0.9	0.9				
STEALS	15	17				
Steals per game	7.5	8.5				
BLOCKS	7	7				
Blocks per game	3.5	3.5				
ATTENDANCE	7023	6873				
Home games-Avg/Game	1-7023	1-6873				
Neutral site-Avg/Game	-	0-0				

Score by Periods	1st	2nd	Totals
LSU	63	55	118
Opponents	23	85	108

THE STAT CREW SYSTEM
LSU Category Leaders (as of Jan 12, 2011)
All games

Points	G	Pts	Pts/G	Scoring Average	G	Pts	Avg/G
STRINGER, Andre	17	228	13.4	TURNER, Ralston	15	205	13.7
TURNER, Ralston	15	205	13.7	STRINGER, Andre	17	228	13.4
WHITE, Malcolm	17	152	8.9	WHITE, Malcolm	17	152	8.9
DOTSON, Aaron	17	125	7.4	DOTSON, Aaron	17	125	7.4
GREEN, Garrett	17	111	6.5	WARREN, Storm	16	109	6.8
WARREN, Storm	16	109	6.8	GREEN, Garrett	17	111	6.5
DERENBECKER, Matt	17	98	5.8	DERENBECKER, Matt	17	98	5.8
LUDWIG, Eddie	17	54	3.2	LUDWIG, Eddie	17	54	3.2
BASS, Chris	17	36	2.1	BASS, Chris	17	36	2.1
COURTNEY, Jalen	11	11	1.0	COURTNEY, Jalen	11	11	1.0
POPULIST, Daron	9	8	0.9	POPULIST, Daron	9	8	0.9
HARRIS, Dennis	4	2	0.5	HARRIS, Dennis	4	2	0.5

FG Percentage	FG	Att	Pct	Field Goal Attempts	G	Att	Att/G
WHITE, Malcolm	57	115	.496	TURNER, Ralston	15	170	11.3
WARREN, Storm	50	104	.481	STRINGER, Andre	17	169	9.9
GREEN, Garrett	47	98	.480	WHITE, Malcolm	17	115	6.8
DERENBECKER, Matt	36	87	.414	WARREN, Storm	16	104	6.5
DOTSON, Aaron	34	86	.395	GREEN, Garrett	17	98	5.8
TURNER, Ralston	67	170	.394				

	G	Made	Made/G
Field Goals Made			
TURNER, Ralston	15	67	4.5
STRINGER, Andre	17	61	3.6
WHITE, Malcolm	17	57	3.4
WARREN, Storm	16	50	3.1
GREEN, Garrett	17	47	2.8

3-Point Percentage	3FG	Att	Pct	3-Point FG Attempts	G	Att	Att/G
DOTSON, Aaron	12	27	.444	STRINGER, Andre	17	102	6.0
POPULIST, Daron	2	5	.400	TURNER, Ralston	15	98	6.5
STRINGER, Andre	36	102	.353	DERENBECKER, Matt	17	48	2.8
TURNER, Ralston	34	98	.347	DOTSON, Aaron	17	27	1.6
BASS, Chris	1	3	.333	GREEN, Garrett	17	7	0.4
COURTNEY, Jalen	1	3	.333				

	G	Made	Made/G
3-Point FG Made			
STRINGER, Andre	17	36	2.1
TURNER, Ralston	15	34	2.3
DERENBECKER, Matt	17	15	0.9
DOTSON, Aaron	17	12	0.7
GREEN, Garrett	17	2	0.1
POPULIST, Daron	9	2	0.2

Free Throw Percent	FG	Att	Pct	Free Throw Attempts	G	Att	Att/G
LUDWIG, Eddie	30	38	.789	STRINGER, Andre	17	92	5.4
STRINGER, Andre	70	92	.761	WHITE, Malcolm	17	64	3.8
DOTSON, Aaron	45	60	.750	DOTSON, Aaron	17	60	3.5
TURNER, Ralston	37	54	.685	TURNER, Ralston	15	54	3.6
COURTNEY, Jalen	4	6	.667	LUDWIG, Eddie	17	38	2.2
DERENBECKER, Matt	11	17	.647				

	G	Made	Made/G
Free Throws Made			
STRINGER, Andre	17	70	4.1
DOTSON, Aaron	17	45	2.6
WHITE, Malcolm	17	38	2.2
TURNER, Ralston	15	37	2.5
LUDWIG, Eddie	17	30	1.8

THE STAT CREW SYSTEM
LSU Category Leaders (as of Jan 12, 2011)
All games

<u>Rebounds</u>	<u>G</u>	<u>Reb</u>	<u>Reb/G</u>	<u>Assists</u>	<u>G</u>	<u>No.</u>	<u>Ast/G</u>
WARREN, Storm	16	106	6.6	STRINGER, Andre	17	51	3.0
WHITE, Malcolm	17	95	5.6	BASS, Chris	17	47	2.8
GREEN, Garrett	17	91	5.4	DOTSON, Aaron	17	33	1.9
DOTSON, Aaron	17	54	3.2	TURNER, Ralston	15	23	1.5
LUDWIG, Eddie	17	50	2.9	DERENBECKER, Matt	17	20	1.2

<u>Rebound Average</u>	<u>G</u>	<u>Reb</u>	<u>Avg/G</u>	<u>Steals</u>	<u>G</u>	<u>No.</u>	<u>Stl/G</u>
WARREN, Storm	16	106	6.6	WARREN, Storm	16	23	1.4
WHITE, Malcolm	17	95	5.6	STRINGER, Andre	17	20	1.2
GREEN, Garrett	17	91	5.4	LUDWIG, Eddie	17	13	0.8
DOTSON, Aaron	17	54	3.2	GREEN, Garrett	17	13	0.8
TURNER, Ralston	15	47	3.1	BASS, Chris	17	12	0.7

<u>Offensive Rebounds</u>	<u>G</u>	<u>No.</u>	<u>Avg/G</u>	<u>Blocked Shots</u>	<u>G</u>	<u>No.</u>	<u>Blk/G</u>
WARREN, Storm	16	43	2.7	WHITE, Malcolm	17	21	1.2
WHITE, Malcolm	17	39	2.3	WARREN, Storm	16	18	1.1
GREEN, Garrett	17	32	1.9	GREEN, Garrett	17	9	0.5
LUDWIG, Eddie	17	18	1.1	DOTSON, Aaron	17	7	0.4
DOTSON, Aaron	17	16	0.9	STRINGER, Andre	17	4	0.2

<u>Defensive Rebounds</u>	<u>G</u>	<u>No.</u>	<u>Avg/G</u>	<u>Minutes</u>	<u>G</u>	<u>No.</u>	<u>Min/G</u>
WARREN, Storm	16	63	3.9	STRINGER, Andre	17	502	29.5
GREEN, Garrett	17	59	3.5	TURNER, Ralston	15	462	30.8
WHITE, Malcolm	17	56	3.3	DOTSON, Aaron	17	461	27.1
DOTSON, Aaron	17	38	2.2	WHITE, Malcolm	17	418	24.6
TURNER, Ralston	15	38	2.5	WARREN, Storm	16	352	22.0

<u>Fouls</u>	<u>G</u>	<u>No.</u>	<u>Per/G</u>	<u>Turnovers</u>	<u>G</u>	<u>No.</u>	<u>TO/G</u>
WHITE, Malcolm	17	50	2.9	STRINGER, Andre	17	41	2.4
DOTSON, Aaron	17	47	2.8	TURNER, Ralston	15	34	2.3
WARREN, Storm	16	40	2.5	DOTSON, Aaron	17	32	1.9
GREEN, Garrett	17	39	2.3	WHITE, Malcolm	17	28	1.6
TURNER, Ralston	15	36	2.4	BASS, Chris	17	27	1.6

<u>Foulsouts</u>	<u>G</u>	<u>No.</u>
WHITE, Malcolm	17	2
DOTSON, Aaron	17	2
LUDWIG, Eddie	17	2
GREEN, Garrett	17	1
TURNER, Ralston	15	1
WARREN, Storm	16	1
STRINGER, Andre	17	1

THE STAT CREW SYSTEM
LSU Team Game-by-Game (as of Jan 12, 2011)
All games

TEAM STATISTICS

Opponent	Date	Score		Total		3-Pointers		Free throws		Rebounds				pf	a	t/o	blk	stl	pts	avg
				fg-fga	pct	3fg-fga	pct	ft-fta	pct	off	def	tot	avg							
NORTHWESTERN STATE	11/12/10	87-78	W	24-40	.600	7-15	.467	32-46	.696	9	24	33	33.0	30	13	25	4	13	87	87.0
NICHOLLS STATE	11/16/10	53-62	L	16-43	.372	6-18	.333	15-21	.714	7	30	37	35.0	22	8	18	4	3	53	70.0
TENNESSEE-MARTIN	11/18/10	79-56	W	27-62	.435	3-15	.200	22-29	.759	22	30	52	40.7	20	11	15	5	7	79	73.0
vs Memphis	11/21/10	61-70	L	18-52	.346	5-15	.333	20-29	.690	9	26	35	39.2	27	13	13	4	7	61	70.0
CENTENARY	11/24/10	78-36	W	29-61	.475	10-24	.417	10-17	.588	17	26	43	40.0	12	17	9	4	7	78	71.6
at South Alabama	11/28/10	80-65	W	25-47	.532	12-17	.706	18-28	.643	9	29	38	39.7	24	14	14	3	5	80	73.0
HOUSTON	11/30/10	73-57	W	26-52	.500	5-14	.357	16-21	.762	14	21	35	39.0	16	14	17	5	10	73	73.0
CENTRAL MICHIGAN	12/11/10	59-55	W	20-42	.476	3-7	.429	16-22	.727	7	23	30	37.9	17	12	17	4	8	59	71.2
COASTAL CAROLINA	12/13/10	69-78	Lot	26-64	.406	7-22	.318	10-17	.588	14	21	35	37.6	23	13	16	4	5	69	71.0
MCNEESE STATE	12/16/10	78-66	Wot	25-57	.439	6-20	.300	22-31	.710	14	26	40	37.8	16	16	13	7	3	78	71.7
vs Wichita State	12/18/10	69-70	L	19-56	.339	8-21	.381	23-31	.742	14	22	36	37.6	22	6	11	2	6	69	71.5
NORTH TEXAS	12/22/10	55-75	L	23-63	.365	3-13	.231	6-12	.500	14	18	32	37.2	19	9	12	4	4	55	70.1
SOUTHERN	12/27/10	62-41	W	23-62	.371	7-21	.333	9-14	.643	13	32	45	37.8	13	16	11	6	8	62	69.5
at Rice	12/29/10	68-74	L	22-62	.355	12-28	.429	12-24	.500	15	16	31	37.3	37	14	11	0	9	68	69.4
at Virginia	01/02/11	50-64	L	18-51	.353	3-13	.231	11-17	.647	12	20	32	36.9	15	7	12	3	3	50	68.1
at Auburn	01/08/11	62-55	W	24-56	.429	5-19	.263	9-16	.563	16	25	41	37.2	13	14	18	4	9	62	67.7
ARKANSAS	01/12/11	56-53	W	19-48	.396	1-13	.077	17-31	.548	12	34	46	37.7	14	14	14	3	6	56	67.0
LSU		1139		384-918	.418	103-295	.349	268-406	.660	218	423	641	37.7	340	211	246	66	113	1139	67.0
Opponents		1055		359-935	.384	81-285	.284	256-376	.681	215	382	597	35.1	349	124	234	65	132	1055	62.1

Games played: 17
Points/game: 67.0
FG Pct: 41.8
3FG Pct: 34.9
FT Pct: 66.0

Rebounds/game: 37.7
Assists/game: 12.4
Turnovers/game: 14.5
Assist/turnover ratio: 0.9
Steals/game: 6.6
Blocks/game: 3.9

THE STAT CREW SYSTEM
LSU Opponent Game-by-Game (as of Jan 12, 2011)
All games

OPPONENT STATISTICS

Opponent	Date	Score		Total		3-Pointers		Free throws		Rebounds				pf	a	t/o	blk	stl	pts	avg
				fg-fga	pct	3fg-fga	pct	ft-fta	pct	off	def	tot	avg							
NORTHWESTERN STATE	11/12/10	87-78	W	29-70	.414	7-26	.269	13-27	.481	24	12	36	36.0	32	8	17	3	14	78	78.0
NICHOLLS STATE	11/16/10	53-62	L	19-53	.358	6-19	.316	18-27	.667	10	23	33	34.5	19	7	8	2	12	62	70.0
TENNESSEE-MARTIN	11/18/10	79-56	W	19-60	.317	4-18	.222	14-22	.636	16	16	32	33.7	23	4	14	2	8	56	65.3
vs Memphis	11/21/10	61-70	L	23-49	.469	7-19	.368	17-28	.607	6	27	33	33.5	27	9	16	5	7	70	66.5
CENTENARY	11/24/10	78-36	W	13-46	.283	4-15	.267	6-10	.600	7	19	26	32.0	16	7	15	4	5	36	60.4
at South Alabama	11/28/10	80-65	W	18-54	.333	6-16	.375	23-31	.742	12	17	29	31.5	24	10	9	7	4	65	61.2
HOUSTON	11/30/10	73-57	W	23-58	.397	6-16	.375	5-12	.417	18	14	32	31.6	20	6	19	3	6	57	60.6
CENTRAL MICHIGAN	12/11/10	59-55	W	17-48	.354	3-10	.300	18-23	.783	11	18	29	31.3	18	2	16	2	9	55	59.9
COASTAL CAROLINA	12/13/10	69-78	Lot	27-60	.450	5-14	.357	19-26	.731	16	29	45	32.8	18	7	16	5	8	78	61.9
MCNEESE STATE	12/16/10	78-66	Wot	25-65	.385	6-23	.261	10-15	.667	16	23	39	33.4	20	9	12	6	11	66	62.3
vs Wichita State	12/18/10	69-70	L	21-52	.404	5-17	.294	23-30	.767	15	26	41	34.1	24	4	15	3	4	70	63.0
NORTH TEXAS	12/22/10	55-75	L	29-56	.518	3-9	.333	14-15	.933	10	31	41	34.7	14	7	13	3	8	75	64.0
SOUTHERN	12/27/10	62-41	W	17-56	.304	1-10	.100	6-11	.545	10	29	39	35.0	14	2	15	4	8	41	62.2
at Rice	12/29/10	68-74	L	20-38	.526	2-10	.200	32-47	.681	8	31	39	35.3	20	10	14	3	5	74	63.1
at Virginia	01/02/11	50-64	L	21-52	.404	6-19	.316	16-21	.762	13	23	36	35.3	15	10	11	6	6	64	63.1
at Auburn	01/08/11	62-55	W	19-61	.311	8-24	.333	9-15	.600	17	18	35	35.3	20	13	14	4	10	55	62.6
ARKANSAS	01/12/11	56-53	W	19-57	.333	2-20	.100	13-16	.813	6	26	32	35.1	25	9	10	3	7	53	62.1
Opponents		1055		359-935	.384	81-285	.284	256-376	.681	215	382	597	35.1	349	124	234	65	132	1055	62.1
LSU		1139		384-918	.418	103-295	.349	268-406	.660	218	423	641	37.7	340	211	246	66	113	1139	67.0

Games played: 17
Points/game: 62.1
FG Pct: 38.4
3FG Pct: 28.4
FT Pct: 68.1

Rebounds/game: 35.1
Assists/game: 7.3
Turnovers/game: 13.8
Assist/turnover ratio: 0.5
Steals/game: 7.8
Blocks/game: 3.8

THE STAT CREW SYSTEM
LSU Points-Rebounds-Assists (as of Jan 12, 2011)
All games

Opponent	Date	Score		03	04	05	10	13	14	15
				GREEN,GARR	BASS,CHRIS	WHITE,MALC	STRINGER,A	LUDWIG,EDD	COURTNEY,J	HARRIS,DEN
NORTHWESTERN STATE	11/12/10	87-78	w	2-6-0	4-2-2	12-4-0	21-3-5	4-3-0	2-0-0	DNP
NICHOLLS STATE	11/16/10	53-62	L	0-4-1	0-2-0	2-2-0	14-2-3	4-2-0	DNP	DNP
TENNESSEE-MARTIN	11/18/10	79-56	w	3-3-0	4-3-5	12-15-2	15-2-1	5-1-0	1-1-0	DNP
vs Memphis	11/21/10	61-70	L	8-4-0	0-2-4	5-4-0	13-2-2	8-8-1	2-0-0	DNP
CENTENARY	11/24/10	78-36	w	8-9-0	3-5-1	14-7-0	16-0-4	6-5-4	2-3-0	DNP
at South Alabama	11/28/10	80-65	w	0-5-0	1-2-0	4-4-0	21-4-3	4-4-4	0-0-0	DNP
HOUSTON	11/30/10	73-57	w	4-5-0	2-1-4	9-2-0	13-3-3	5-3-0	DNP	DNP
CENTRAL MICHIGAN	12/11/10	59-55	w	2-3-0	6-4-4	12-4-0	8-1-0	3-2-0	DNP	2-0-0
COASTAL CAROLINA	12/13/10	69-78	L	9-4-0	4-0-1	5-3-0	16-2-5	0-1-0	0-0-0	0-3-0
MCNEESE STATE	12/16/10	78-66	w	3-3-1	0-3-2	13-9-0	15-6-5	0-0-0	DNP	DNP
vs Wichita State	12/18/10	69-70	L	15-13-0	2-0-2	3-1-0	18-2-1	2-3-0	0-0-0	0-2-0
NORTH TEXAS	12/22/10	55-75	L	10-5-1	0-2-4	12-7-0	7-1-0	1-1-0	3-1-0	0-0-0
SOUTHERN	12/27/10	62-41	w	3-4-0	0-2-2	16-11-0	6-5-4	2-4-0	1-1-0	DNP
at Rice	12/29/10	68-74	L	4-3-0	3-1-8	2-4-1	19-0-4	0-4-0	0-0-0	DNP
at Virginia	01/02/11	50-64	L	12-5-0	2-3-2	11-6-1	6-2-1	1-4-1	0-0-0	DNP
at Auburn	01/08/11	62-55	w	18-5-1	3-3-4	7-5-1	9-2-3	6-4-2	DNP	DNP
ARKANSAS	01/12/11	56-53	w	10-10-1	2-2-2	13-7-1	11-4-7	3-1-0	DNP	DNP

Opponent	Date	Score		21	22	24	25	45
				DERENBECKE	TURNER,RAL	WARREN,STO	POPULIST,D	DOTSON,AAR
NORTHWESTERN STATE	11/12/10	87-78	w	0-0-0	21-5-2	4-4-2	0-0-2	17-3-0
NICHOLLS STATE	11/16/10	53-62	L	14-6-0	6-2-2	8-14-1	0-0-0	5-2-1
TENNESSEE-MARTIN	11/18/10	79-56	w	2-2-0	10-1-0	12-11-0	2-2-1	13-6-2
vs Memphis	11/21/10	61-70	L	0-1-1	11-2-1	2-3-0	DNP	12-4-4
CENTENARY	11/24/10	78-36	w	6-0-1	8-3-1	1-6-1	6-2-1	8-1-4
at South Alabama	11/28/10	80-65	w	9-4-2	17-1-0	9-3-0	0-1-1	15-3-4
HOUSTON	11/30/10	73-57	w	5-0-0	15-3-5	12-11-0	DNP	8-3-2
CENTRAL MICHIGAN	12/11/10	59-55	w	0-0-1	9-7-4	8-4-0	0-0-1	9-0-2
COASTAL CAROLINA	12/13/10	69-78	L	3-1-3	15-6-1	8-5-0	DNP	9-5-3
MCNEESE STATE	12/16/10	78-66	w	0-1-1	23-2-3	17-6-1	DNP	7-3-3
vs Wichita State	12/18/10	69-70	L	4-1-1	21-2-0	2-4-0	DNP	2-2-2
NORTH TEXAS	12/22/10	55-75	L	3-0-2	9-4-1	10-9-0	DNP	0-1-1
SOUTHERN	12/27/10	62-41	w	8-2-3	15-2-1	5-6-3	0-0-0	6-4-3
at Rice	12/29/10	68-74	L	17-3-0	14-2-1	7-9-0	0-0-0	2-1-0
at Virginia	01/02/11	50-64	L	0-0-0	11-5-1	DNP	0-0-0	7-4-1
at Auburn	01/08/11	62-55	w	15-8-3	DNP	2-6-0	DNP	2-4-0
ARKANSAS	01/12/11	56-53	w	12-6-2	DNP	2-5-0	DNP	3-8-1

THE STAT CREW SYSTEM
LSU Team High/Low Analysis (as of Jan 12, 2011)
All games

LSU - TEAM GAME HIGHS

POINTS	87		NORTHWESTERN STATE (11/12/10)
	80		at South Alabama (11/28/10)
	79		TENNESSEE-MARTIN (11/18/10)
	78		MCNEESE STATE (12/16/10)
	78		CENTENARY (11/24/10)
	29		CENTENARY (11/24/10)
FIELD GOALS MADE	27		TENNESSEE-MARTIN (11/18/10)
	26		COASTAL CAROLINA (12/13/10)
	26		HOUSTON (11/30/10)
FIELD GOAL ATTEMPTS	64		COASTAL CAROLINA (12/13/10)
	63		NORTH TEXAS (12/22/10)
	62		at Rice (12/29/10)
	62		SOUTHERN (12/27/10)
	62		TENNESSEE-MARTIN (11/18/10)
FIELD GOAL PERCENTAGE	.600	(24-40)	NORTHWESTERN STATE (11/12/10)
	.532	(25-47)	at South Alabama (11/28/10)
	.500	(26-52)	HOUSTON (11/30/10)
3 PT FIELD GOALS MADE	12		at Rice (12/29/10)
	12		at South Alabama (11/28/10)
	10		CENTENARY (11/24/10)
3 PT FG ATTEMPTS	28		at Rice (12/29/10)
	24		CENTENARY (11/24/10)
	22		COASTAL CAROLINA (12/13/10)
3 PT FG PERCENTAGE	.706	(12-17)	at South Alabama (11/28/10)
	.467	(7-15)	NORTHWESTERN STATE (11/12/10)
	.429	(12-28)	at Rice (12/29/10)
	.429	(3-7)	CENTRAL MICHIGAN (12/11/10)
	32		NORTHWESTERN STATE (11/12/10)
FREE THROWS MADE	23		vs Wichita State (12/18/10)
	22		MCNEESE STATE (12/16/10)
	22		TENNESSEE-MARTIN (11/18/10)
FREE THROW ATTEMPTS	46		NORTHWESTERN STATE (11/12/10)
	31		ARKANSAS (01/12/11)
	31		vs Wichita State (12/18/10)
	31		MCNEESE STATE (12/16/10)
	.762	(16-21)	HOUSTON (11/30/10)
FREE THROW PERCENTAGE	.759	(22-29)	TENNESSEE-MARTIN (11/18/10)
	.742	(23-31)	vs Wichita State (12/18/10)
	52		TENNESSEE-MARTIN (11/18/10)
REBOUNDS	46		ARKANSAS (01/12/11)
	45		SOUTHERN (12/27/10)
	17		CENTENARY (11/24/10)
ASSISTS	16		SOUTHERN (12/27/10)
	16		MCNEESE STATE (12/16/10)
	13		NORTHWESTERN STATE (11/12/10)
STEALS	10		HOUSTON (11/30/10)
	9		at Auburn (01/08/11)
	9		at Rice (12/29/10)
BLOCKED SHOTS	7		MCNEESE STATE (12/16/10)
	6		SOUTHERN (12/27/10)
	5		HOUSTON (11/30/10)
	5		TENNESSEE-MARTIN (11/18/10)
	25		NORTHWESTERN STATE (11/12/10)
TURNOVERS	18		at Auburn (01/08/11)
	18		NICHOLLS STATE (11/16/10)
	37		at Rice (12/29/10)
FOULS	30		NORTHWESTERN STATE (11/12/10)

THE STAT CREW SYSTEM
LSU High/Low Analysis (as of Jan 12, 2011)
All games

Opponent - GAME HIGHS

POINTS	78		COASTAL CAROLINA (12/13/10)
	78		NORTHWESTERN STATE (11/12/10)
	75		NORTH TEXAS (12/22/10)
	74		at Rice (12/29/10)
	70		vs Wichita State (12/18/10)
	70		vs Memphis (11/21/10)
FIELD GOALS MADE	29		NORTH TEXAS (12/22/10)
	29		NORTHWESTERN STATE (11/12/10)
	27		COASTAL CAROLINA (12/13/10)
FIELD GOAL ATTEMPTS	70		NORTHWESTERN STATE (11/12/10)
	65		MCNEESE STATE (12/16/10)
	61		at Auburn (01/08/11)
FIELD GOAL PERCENTAGE	.526	(20-38)	at Rice (12/29/10)
	.518	(29-56)	NORTH TEXAS (12/22/10)
	.469	(23-49)	vs Memphis (11/21/10)
3 PT FIELD GOALS MADE	8		at Auburn (01/08/11)
	7		vs Memphis (11/21/10)
	7		NORTHWESTERN STATE (11/12/10)
3 PT FG ATTEMPTS	26		NORTHWESTERN STATE (11/12/10)
	24		at Auburn (01/08/11)
	23		MCNEESE STATE (12/16/10)
3 PT FG PERCENTAGE	.375	(6-16)	HOUSTON (11/30/10)
	.375	(6-16)	at South Alabama (11/28/10)
	.368	(7-19)	vs Memphis (11/21/10)
FREE THROWS MADE	32		at Rice (12/29/10)
	23		vs Wichita State (12/18/10)
	23		at South Alabama (11/28/10)
FREE THROW ATTEMPTS	47		at Rice (12/29/10)
	31		at South Alabama (11/28/10)
	30		vs Wichita State (12/18/10)
FREE THROW PERCENTAGE	.933	(14-15)	NORTH TEXAS (12/22/10)
	.813	(13-16)	ARKANSAS (01/12/11)
	.783	(18-23)	CENTRAL MICHIGAN (12/11/10)
REBOUNDS	45		COASTAL CAROLINA (12/13/10)
	41		NORTH TEXAS (12/22/10)
	41		vs Wichita State (12/18/10)
ASSISTS	13		at Auburn (01/08/11)
	10		at Virginia (01/02/11)
	10		at Rice (12/29/10)
	10		at South Alabama (11/28/10)
STEALS	14		NORTHWESTERN STATE (11/12/10)
	12		NICHOLLS STATE (11/16/10)
	11		MCNEESE STATE (12/16/10)
BLOCKED SHOTS	7		at South Alabama (11/28/10)
	6		at Virginia (01/02/11)
	6		MCNEESE STATE (12/16/10)
TURNOVERS	19		HOUSTON (11/30/10)
	17		NORTHWESTERN STATE (11/12/10)
	16		COASTAL CAROLINA (12/13/10)
	16		CENTRAL MICHIGAN (12/11/10)
	16		vs Memphis (11/21/10)
FOULS	32		NORTHWESTERN STATE (11/12/10)
	27		vs Memphis (11/21/10)
	25		ARKANSAS (01/12/11)

THE STAT CREW SYSTEM
 LSU High/Low Analysis (as of Jan 12, 2011)
 All games

LSU - GAME LOWS

POINTS	50		at Virginia (01/02/11)
	53		NICHOLLS STATE (11/16/10)
	55		NORTH TEXAS (12/22/10)
	56		ARKANSAS (01/12/11)
	59		CENTRAL MICHIGAN (12/11/10)
FIELD GOALS MADE	16		NICHOLLS STATE (11/16/10)
	18		vs Memphis (11/21/10)
	18		at Virginia (01/02/11)
FIELD GOAL ATTEMPTS	40		NORTHWESTERN STATE (11/12/10)
	42		CENTRAL MICHIGAN (12/11/10)
	43		NICHOLLS STATE (11/16/10)
FIELD GOAL PERCENTAGE	.339	(19-56)	vs Wichita State (12/18/10)
	.346	(18-52)	vs Memphis (11/21/10)
	.353	(18-51)	at Virginia (01/02/11)
3 PT FIELD GOALS MADE	1		ARKANSAS (01/12/11)
	3		TENNESSEE-MARTIN (11/18/10)
	3		CENTRAL MICHIGAN (12/11/10)
	3		NORTH TEXAS (12/22/10)
	3		at Virginia (01/02/11)
3 PT FG ATTEMPTS	7		CENTRAL MICHIGAN (12/11/10)
	13		NORTH TEXAS (12/22/10)
	13		at Virginia (01/02/11)
3 PT FG PERCENTAGE	.077	(1-13)	ARKANSAS (01/12/11)
	.200	(3-15)	TENNESSEE-MARTIN (11/18/10)
	.231	(3-13)	NORTH TEXAS (12/22/10)
	.231	(3-13)	at Virginia (01/02/11)
FREE THROWS MADE	6		NORTH TEXAS (12/22/10)
	9		SOUTHERN (12/27/10)
	9		at Auburn (01/08/11)
FREE THROW ATTEMPTS	12		NORTH TEXAS (12/22/10)
	14		SOUTHERN (12/27/10)
	16		at Auburn (01/08/11)
FREE THROW PERCENTAGE	.500	(6-12)	NORTH TEXAS (12/22/10)
	.500	(12-24)	at Rice (12/29/10)
	.548	(17-31)	ARKANSAS (01/12/11)
REBOUNDS	30		CENTRAL MICHIGAN (12/11/10)
	31		at Rice (12/29/10)
	32		NORTH TEXAS (12/22/10)
	32		at Virginia (01/02/11)
ASSISTS	6		vs Wichita State (12/18/10)
	7		at Virginia (01/02/11)
STEALS	8		NICHOLLS STATE (11/16/10)
	3		NICHOLLS STATE (11/16/10)
	3		MCNEESE STATE (12/16/10)
	3		at Virginia (01/02/11)
BLOCKED SHOTS	0		at Rice (12/29/10)
	2		vs Wichita State (12/18/10)
	3		at South Alabama (11/28/10)
	3		at Virginia (01/02/11)
TURNOVERS	3		ARKANSAS (01/12/11)
	9		CENTENARY (11/24/10)
	11		vs Wichita State (12/18/10)
	11		SOUTHERN (12/27/10)
FOULS	11		at Rice (12/29/10)
	12		CENTENARY (11/24/10)

THE STAT CREW SYSTEM
 LSU High/Low Analysis (as of Jan 12, 2011)
 All games

Opponent - GAME LOWS

POINTS	36		CENTENARY (11/24/10)
	41		SOUTHERN (12/27/10)
	53		ARKANSAS (01/12/11)
	55		CENTRAL MICHIGAN (12/11/10)
	55		at Auburn (01/08/11)
	13		CENTENARY (11/24/10)
FIELD GOALS MADE	17		CENTRAL MICHIGAN (12/11/10)
	17		SOUTHERN (12/27/10)
	38		at Rice (12/29/10)
FIELD GOAL ATTEMPTS	46		CENTENARY (11/24/10)
	48		CENTRAL MICHIGAN (12/11/10)
	.283	(13-46)	CENTENARY (11/24/10)
FIELD GOAL PERCENTAGE	.304	(17-56)	SOUTHERN (12/27/10)
	.311	(19-61)	at Auburn (01/08/11)
	1		SOUTHERN (12/27/10)
3 PT FIELD GOALS MADE	2		at Rice (12/29/10)
	2		ARKANSAS (01/12/11)
	9		NORTH TEXAS (12/22/10)
3 PT FG ATTEMPTS	10		CENTRAL MICHIGAN (12/11/10)
	10		SOUTHERN (12/27/10)
	10		at Rice (12/29/10)
3 PT FG PERCENTAGE	.100	(1-10)	SOUTHERN (12/27/10)
	.100	(2-20)	ARKANSAS (01/12/11)
	.200	(2-10)	at Rice (12/29/10)
FREE THROWS MADE	5		HOUSTON (11/30/10)
	6		CENTENARY (11/24/10)
	6		SOUTHERN (12/27/10)
FREE THROW ATTEMPTS	10		CENTENARY (11/24/10)
	11		SOUTHERN (12/27/10)
	12		HOUSTON (11/30/10)
FREE THROW PERCENTAGE	.417	(5-12)	HOUSTON (11/30/10)
	.481	(13-27)	NORTHWESTERN STATE (11/12/10)
	.545	(6-11)	SOUTHERN (12/27/10)
REBOUNDS	26		CENTENARY (11/24/10)
	29		at South Alabama (11/28/10)
	29		CENTRAL MICHIGAN (12/11/10)
ASSISTS	2		CENTRAL MICHIGAN (12/11/10)
	2		SOUTHERN (12/27/10)
	4		TENNESSEE-MARTIN (11/18/10)
	4		vs Wichita State (12/18/10)
	4		at South Alabama (11/28/10)
STEALS	4		vs Wichita State (12/18/10)
	5		CENTENARY (11/24/10)
	5		at Rice (12/29/10)
BLOCKED SHOTS	2		NICHOLLS STATE (11/16/10)
	2		TENNESSEE-MARTIN (11/18/10)
	2		CENTRAL MICHIGAN (12/11/10)
TURNOVERS	8		NICHOLLS STATE (11/16/10)
	9		at South Alabama (11/28/10)
	10		ARKANSAS (01/12/11)
FOULS	14		NORTH TEXAS (12/22/10)
	14		SOUTHERN (12/27/10)
	15		at Virginia (01/02/11)

THE STAT CREW SYSTEM
LSU Player High/Low Analysis (as of Jan 12, 2011)
All games

LSU - INDIVIDUAL GAME HIGHS

Points	23		TURNER, Ralston vs McNeese State (12/16/10)
	21		TURNER, Ralston vs Wichita State (12/18/10)
	21		STRINGER, Andre at South Alabama (11/28/10)
	21		TURNER, Ralston vs Northwestern State (11/12/10)
	21		STRINGER, Andre vs Northwestern State (11/12/10)
Field Goals Made	9		GREEN, Garrett at Auburn (01/08/11)
	8		WARREN, Storm vs McNeese State (12/16/10)
	7		WHITE, Malcolm vs Southern (12/27/10)
	7		STRINGER, Andre at South Alabama (11/28/10)
	6		WHITE, Malcolm vs Arkansas (01/12/11)
	6		DERENBECKER, Matt at Auburn (01/08/11)
	6		GREEN, Garrett at Virginia (01/02/11)
	6		TURNER, Ralston vs Southern (12/27/10)
	6		TURNER, Ralston vs Wichita State (12/18/10)
	6		TURNER, Ralston vs McNeese State (12/16/10)
	6		STRINGER, Andre vs Coastal Carolina (12/13/10)
	6		TURNER, Ralston vs Houston (11/30/10)
	6		WARREN, Storm vs Houston (11/30/10)
	6		WHITE, Malcolm vs Centenary (11/24/10)
	6		WARREN, Storm vs Tennessee-Martin (11/18/10)
	6		TURNER, Ralston vs Northwestern State (11/12/10)
Field Goal Att.	18		TURNER, Ralston at Rice (12/29/10)
	16		TURNER, Ralston vs North Texas (12/22/10)
	16		TURNER, Ralston vs Coastal Carolina (12/13/10)
	15		STRINGER, Andre vs Wichita State (12/18/10)
	15		TURNER, Ralston vs McNeese State (12/16/10)
	15		STRINGER, Andre vs Coastal Carolina (12/13/10)
FG Pct (min 5 made)	1.000	(5-5)	DOTSON, Aaron vs Northwestern State (11/12/10)
	.857	(6-7)	WHITE, Malcolm vs Centenary (11/24/10)
	.818	(9-11)	GREEN, Garrett at Auburn (01/08/11)
	.714	(5-7)	TURNER, Ralston at South Alabama (11/28/10)
	.714	(5-7)	STRINGER, Andre vs Centenary (11/24/10)
3-Point FG Made	5		TURNER, Ralston vs Wichita State (12/18/10)
	4		TURNER, Ralston at Rice (12/29/10)
	4		STRINGER, Andre at Rice (12/29/10)
	4		STRINGER, Andre vs Coastal Carolina (12/13/10)
	4		DOTSON, Aaron at South Alabama (11/28/10)
	4		STRINGER, Andre at South Alabama (11/28/10)
	4		STRINGER, Andre vs Centenary (11/24/10)
	4		STRINGER, Andre vs Northwestern State (11/12/10)
3-Point FG Att.	12		TURNER, Ralston at Rice (12/29/10)
	11		STRINGER, Andre at Auburn (01/08/11)
	10		TURNER, Ralston vs McNeese State (12/16/10)
	9		TURNER, Ralston vs Southern (12/27/10)
	9		TURNER, Ralston vs Wichita State (12/18/10)
	9		TURNER, Ralston vs Coastal Carolina (12/13/10)
	9		STRINGER, Andre vs Northwestern State (11/12/10)
3-Pt FG Pct (min 3 made)	.800	(4-5)	DOTSON, Aaron at South Alabama (11/28/10)
	.750	(3-4)	TURNER, Ralston vs Central Michigan (12/11/10)
	.667	(4-6)	STRINGER, Andre at South Alabama (11/28/10)
	.667	(4-6)	STRINGER, Andre vs Centenary (11/24/10)
	.556	(5-9)	TURNER, Ralston vs Wichita State (12/18/10)
Free Throws Made	11		STRINGER, Andre vs Houston (11/30/10)

	8		GREEN, Garrett vs Wichita State (12/18/10)
	8		TURNER, Ralston vs McNeese State (12/16/10)
	8		STRINGER, Andre vs Memphis (11/21/10)
	8		STRINGER, Andre vs Tennessee-Martin (11/18/10)
Free Throw Att.	12		GREEN, Garrett vs Wichita State (12/18/10)
	12		STRINGER, Andre vs Houston (11/30/10)
	11		STRINGER, Andre vs Memphis (11/21/10)
	11		WHITE, Malcolm vs Northwestern State (11/12/10)
	10		TURNER, Ralston vs McNeese State (12/16/10)
	10		WHITE, Malcolm vs McNeese State (12/16/10)
	10		STRINGER, Andre vs Northwestern State (11/12/10)
FT Pct (min 5 made)	1.000	(6-6)	STRINGER, Andre vs Central Michigan (12/11/10)
	1.000	(5-5)	WHITE, Malcolm at Virginia (01/02/11)
	1.000	(5-5)	DOTSON, Aaron vs McNeese State (12/16/10)
	.917	(11-12)	STRINGER, Andre vs Houston (11/30/10)
	.889	(8-9)	STRINGER, Andre vs Tennessee-Martin (11/18/10)
Rebounds	15		WHITE, Malcolm vs Tennessee-Martin (11/18/10)
	14		WARREN, Storm vs Nicholls State (11/16/10)
	13		GREEN, Garrett vs Wichita State (12/18/10)
	11		WHITE, Malcolm vs Southern (12/27/10)
	11		WARREN, Storm vs Houston (11/30/10)
	11		WARREN, Storm vs Tennessee-Martin (11/18/10)
Assists	8		BASS, Chris at Rice (12/29/10)
	7		STRINGER, Andre vs Arkansas (01/12/11)
	5		STRINGER, Andre vs McNeese State (12/16/10)
	5		STRINGER, Andre vs Coastal Carolina (12/13/10)
	5		TURNER, Ralston vs Houston (11/30/10)
	5		BASS, Chris vs Tennessee-Martin (11/18/10)
	5		STRINGER, Andre vs Northwestern State (11/12/10)
Steals	5		BASS, Chris vs Northwestern State (11/12/10)
	3		WARREN, Storm vs Southern (12/27/10)
	3		STRINGER, Andre vs Houston (11/30/10)
	3		WARREN, Storm vs Houston (11/30/10)
	3		GREEN, Garrett vs Centenary (11/24/10)
	3		STRINGER, Andre vs Tennessee-Martin (11/18/10)
	3		WARREN, Storm vs Nicholls State (11/16/10)
	3		LUDWIG, Eddie vs Northwestern State (11/12/10)
Blocked Shots	4		WARREN, Storm vs Houston (11/30/10)
	3		WHITE, Malcolm vs Southern (12/27/10)
	3		WHITE, Malcolm vs McNeese State (12/16/10)
	3		WARREN, Storm vs Centenary (11/24/10)
	3		WHITE, Malcolm vs Tennessee-Martin (11/18/10)
	3		WHITE, Malcolm vs Northwestern State (11/12/10)
Turnovers	6		STRINGER, Andre vs Central Michigan (12/11/10)
	6		TURNER, Ralston vs Houston (11/30/10)
	6		STRINGER, Andre vs Northwestern State (11/12/10)
	5		DOTSON, Aaron vs Coastal Carolina (12/13/10)
	5		BASS, Chris vs Northwestern State (11/12/10)
Fouls	5		LUDWIG, Eddie at Rice (12/29/10)
	5		STRINGER, Andre at Rice (12/29/10)
	5		DOTSON, Aaron at Rice (12/29/10)
	5		WHITE, Malcolm at Rice (12/29/10)
	5		TURNER, Ralston at South Alabama (11/28/10)

5	DOTSON, Aaron at South Alabama (11/28/10)
5	GREEN, Garrett vs Memphis (11/21/10)
5	WHITE, Malcolm vs Memphis (11/21/10)
5	WARREN, Storm vs Memphis (11/21/10)
5	LUDWIG, Eddie vs Northwestern State (11/12/10)

2010-11 LSU Men's Basketball Game Boxscores

Game 1 - LSU 87, Northwestern State 78

11/12/10 7 p.m. at Maravich Center (Baton Rouge, LA)

NW ST	FG-A	3FG-A	FT-A	REB	PF	TP	A	TO	BLK	S	MIN
HULBIN, James f	0-4	0-2	0-2	5	4	0	0	3	1	0	8
EVANS, O.J. c	0-3	0-0	0-0	0	3	0	0	0	0	2	8
DAVIS, Shamir g	1-3	0-1	0-0	1	4	2	0	4	0	0	13
ELLIS, Louis g	1-5	0-2	2-2	4	1	4	1	2	0	1	16
CLARK, Charles g	0-1	0-0	0-0	0	1	0	1	0	0	0	9
KNIGHT, Dominic	1-6	0-1	0-0	1	2	2	1	0	0	1	12
WASHINGTON, T.	1-1	0-0	0-0	1	1	2	0	0	0	0	3
MCCONATHY, L.	0-0	0-0	0-0	0	2	0	2	0	0	0	13
ROBINSON, Patrick	0-1	0-1	0-0	0	0	0	0	0	0	0	3
BAKER, Devon	6-14	3-7	1-2	2	4	16	1	0	0	3	32
PRATT, Will	10-20	1-8	8-12	5	4	29	1	5	0	5	30
MOSLEY, William	4-5	0-0	2-9	9	4	10	0	1	2	2	30
STEWART, Gary	5-7	3-4	0-0	2	2	13	1	2	0	0	23
Team				6							
Totals	29-70	7-26	13-27	36	32	78	8	17	3	14	200

FG% 1st Half	15-30	50.0%	2nd half:	14-40	35.0%	Game:	29-70	41.4%	DB
3FG% 1st Half	4-11	36.4%	2nd half:	3-15	20.0%	Game:	7-26	26.9%	Reb
FT% 1st Half	7-9	77.8%	2nd half:	6-18	33.3%	Game:	13-27	48.1%	7

LSU	FG-A	3FG-A	FT-A	REB	PF	TP	A	TO	BLK	S	MIN
WHITE, Malcolm f	3-8	0-0	6-11	4	4	12	0	4	3	0	34
WARREN, Storm f	2-2	0-0	0-0	4	4	4	2	0	1	0	17
BASS, Chris g	1-1	0-0	2-4	2	2	4	2	5	0	5	18
TURNER, Ralson g	6-12	3-6	6-9	5	2	21	2	2	0	2	38
DOTSON, Aaron g	5-5	0-0	7-8	3	4	17	0	1	1	2	27
GREEN, Garrett	1-1	0-0	0-0	6	2	2	0	1	0	0	11
STRINGER, Andre	5-10	4-9	7-10	3	4	21	5	6	0	0	25
LUDWIG, Eddie	0-0	0-0	4-4	3	5	4	0	2	0	3	18
COURTNEY, Jalen	1-1	0-0	0-0	0	2	0	0	0	0	0	3
DERENBECKER, Matt	0-0	0-0	0-0	0	2	0	0	2	0	0	6
POPULIST, Daron	0-0	0-0	0-0	0	1	0	2	0	0	0	3
Team				3							
Totals	24-40	7-15	32-46	33	30	87	13	25	4	13	200

FG% 1st Half	13-22	59.1%	2nd half:	11-18	61.1%	Game:	24-40	60.0%	DB
3FG% 1st Half	4-10	40.0%	2nd half:	3-5	60.0%	Game:	7-15	46.7%	Reb
FT% 1st Half	13-22	59.1%	2nd half:	19-24	79.2%	Game:	32-46	69.6%	9

Officials: Tony Greene, Bert Smith, Carlos Gonzalez

Attendance: 7842

Northwestern State 41-37 -- 78

LSU 43-44 -- 87

Game 2 - Nicholls 62, LSU 53

11/16/10 7 p.m. at Maravich Center (Baton Rouge, LA)

NICHOLLS	FG-A	3FG-A	FT-A	REB	PF	TP	A	TO	BLK	S	MIN
BOSE, Anatoly f	8-20	2-5	10-13	5	1	28	2	1	0	0	35
MARTIN, Ben g	0-4	0-4	2-3	3	4	2	1	0	0	2	27
FRANKLIN, Kenny g	3-6	2-4	0-1	2	1	8	3	0	1	0	33
HUNTER, Fred g	7-16	2-5	2-4	7	4	18	1	4	0	6	32
CARTER, Kellan g	0-3	0-0	1-2	3	2	1	0	1	0	3	28
THOMAS, Dantrell	0-2	0-0	0-0	2	3	0	0	0	0	1	14
HAMMOND, Bryan	1-2	0-1	0-0	3	1	2	0	1	0	0	12
MOORE, Eldridge	0-0	0-0	3-4	2	2	3	0	1	1	0	15
TALKINGTON, Chris	0-0	0-0	0-0	0	1	0	0	0	0	0	4
ROETHLE, Andy	0-0	0-0	0-0	0	0	0	0	0	0	0	0
Team				6							
Totals	19-53	6-19	18-27	33	19	62	7	8	2	12	200

FG% 1st Half	7-24	29.2%	2nd half:	12-29	41.4%	Game:	19-53	35.8%	DB
3FG% 1st Half	3-7	42.9%	2nd half:	3-12	25.0%	Game:	6-19	31.6%	Reb
FT% 1st Half	4-7	57.1%	2nd half:	14-20	70.0%	Game:	18-27	66.7%	3

LSU	FG-A	3FG-A	FT-A	REB	PF	TP	A	TO	BLK	S	MIN
WHITE, Malcolm f	1-1	0-0	0-0	2	3	2	0	3	1	0	10
WARREN, Storm f	3-7	0-0	2-3	14	2	8	1	2	1	3	36
BASS, Chris g	0-0	0-0	0-2	2	0	0	0	1	0	0	10
TURNER, Ralson g	1-6	0-2	4-4	2	2	6	2	1	0	0	30
DOTSON, Aaron g	1-2	0-1	3-4	2	4	5	1	4	2	0	21
GREEN, Garrett	0-1	0-0	0-2	4	1	0	1	0	0	0	5
STRINGER, Andre	4-13	3-8	3-3	2	0	14	3	0	0	0	31
LUDWIG, Eddie	1-2	0-0	2-2	3	4	0	2	0	0	0	22
DERENBECKER, Matt	5-10	3-7	1-1	6	3	14	0	2	0	0	28
POPULIST, Daron	0-1	0-0	0-0	0	4	0	0	3	0	0	7
Team				1							
Totals	16-43	6-18	15-21	37	22	53	8	18	4	3	200

FG% 1st Half	9-21	42.9%	2nd half:	7-22	31.8%	Game:	16-43	37.2%	DB
3FG% 1st Half	2-7	28.6%	2nd half:	4-11	36.4%	Game:	6-18	33.3%	Reb
FT% 1st Half	5-5	100.0%	2nd half:	10-16	62.5%	Game:	15-21	71.4%	3

Officials: Ted Valentine, D Doug Shows, John Heatly

Technical Fouls: Nicholls -- None. LSU -- None.

Attendance: 6913

Nicholls State 21-41 -- 62

LSU 25-28 -- 53

Game 3 - LSU 79, UT-Martin 56

11/18/10 7 p.m. at Maravich Center (Baton Rouge, LA)

UT-MARTIN	FG-A	3FG-A	FT-A	REB	PF	TP	A	TO	BLK	S	MIN
SIMMONS, Benzor f	1-6	0-2	2-2	3	0	4	1	4	0	1	25
SPENCER, Ron c	0-2	0-0	0-2	4	2	0	0	0	2	0	12
RICHARDSON, Chris g	3-9	1-4	0-1	3	3	7	1	5	0	0	23
LIABO, Mike g	3-8	1-5	2-2	1	2	9	2	0	0	1	20
CLAYTON, Reuben g	7-14	2-3	3-3	4	3	19	0	1	0	1	19
SMITH, Terrence	3-10	0-2	3-4	4	2	9	0	1	0	2	25
MINOR, Omari	1-1	0-0	3-4	2	2	5	0	1	0	0	17
KING, Troy	1-5	0-2	0-0	2	4	2	0	1	0	1	15
IRARRAZABAL, A.	0-2	0-0	0-0	1	0	0	0	0	0	0	16
SMITH, Dane	0-3	0-0	1-4	2	1	1	0	1	0	1	16
MOPO, Pierre	0-0	0-0	0-0	0	3	0	0	0	0	1	12
Team				6							
Totals	19-60	4-18	14-22	32	23	56	4	14	2	8	200

FG% 1st Half	7-22	31.82%	2nd half:	12-38	31.6%	Game:	19-60	31.7%	DB
3FG% 1st Half	1-8	12.5%	2nd half:	3-10	30.0%	Game:	4-18	22.2%	Reb
FT% 1st Half	4-8	50.0%	2nd half:	10-14	71.4%	Game:	14-22	63.6%	3

LSU	FG-A	3FG-A	FT-A	REB	PF	TP	A	TO	BLK	S	MIN
WHITE, Malcolm f	5-13	0-0	2-4	15	2	12	2	3	3	0	31
WARREN, Storm f	6-9	0-0	0-0	11	3	12	0	2	2	2	27
STRINGER, Andre g	3-12	1-7	8-9	2	15	1	2	0	3	3	32
TURNER, Ralson g	4-10	2-5	0-0	1	0	10	0	3	0	1	27
DOTSON, Aaron g	4-8	0-1	5-6	6	3	13	2	3	0	0	19
GREEN, Garrett	1-2	0-0	1-2	3	1	3	0	1	0	1	5
BASS, Chris	2-3	0-0	-0	3	3	4	5	0	0	0	16
LUDWIG, Eddie	0-0	0-0	5-6	1	2	5	0	0	0	0	12
COURTNEY, Jalen	0-1	0-0	1-2	1	1	1	0	0	0	0	4
DERENBECKER, Matt	1-3	0-2	0-0	2	1	2	0	1	0	0	19
POPULIST, Daron	1-1	0-0	0-0	2	2	2	1	0	0	0	8
Team				5							
Totals	27-62	3-15	22-29	52	20	79	11	15	5	7	200

FG% 1st Half	13-32	40.6%	2nd half:	14-30	46.7%	Game:	27-62	43.5%	DB
3FG% 1st Half	2-10	20.0%	2nd half:	1-5	20.0%	Game:	3-15	20.0%	Reb
FT% 1st Half	8-10	80.0%	2nd half:	14-19	73.7%	Game:	22-29	75.9%	4

Officials: J. B. Caldwell, Brian Shey, Chuck Jones

Technical Fouls: UTM -- None. LSU -- None.

Attendance: 6607

UT-Martin 19-37 -- 56

LSU 36-43 -- 79

Game 4 - Memphis 70, LSU 61

11/21/10 4 p.m. at BancorpSouth Arena (Tupelo, MS)

LSU	FG-A	3FG-A	FT-A	REB	PF	TP	A	TO	BLK	S	MIN
WHITE, Malcolm f	1-4	0-0	3-4	4	5	5	0	1	1	0	17
WARREN, Storm f	1-6	0-0	0-0	3	5	2	0				

Game 5 - LSU 78, Centenary 36

11/24/10 7 p.m. at Maravich Center (Baton Rouge, LA)

CENTENARY	FG-A	3FG-A	FT-A	REB	PF	TP	A	TO	BLK	S	MIN
LOWERY, Logan f	1-8	1-4	0-0	8	1	3	2	3	1	3	32
SIMS, Travis f	2-7	0-1	0-0	3	1	4	1	3	0	1	26
REBOL, Andrew f	0-2	0-0	2-4	2	5	2	1	2	1	0	22
TROTMAN, Jeron f	1-6	0-1	0-0	4	2	2	0	3	2	0	29
DAVIS, Leo g	4-11	2-6	0-0	1	0	10	1	0	0	0	29
BLOUNT, Jonathan	1-3	0-1	0-0	1	2	0	0	0	0	1	8
JOSEPH, Brandon	1-1	0-0	2-2	2	0	4	1	0	0	0	8
HARWELL, Aaron	1-4	0-0	2-4	1	0	4	0	1	0	0	15
COOPER, Quin	0-2	0-1	0-0	2	1	0	0	1	0	0	15
DIALLO, Baba	1-1	0-0	0-0	0	2	2	0	0	0	0	4
NAKWAASAH, Maxx	1-1	1-1	0-0	2	3	3	1	2	0	0	12
Team				1							
Totals	13-46	4-15	6-10	26	16	36	7	15	4	5	200
FG% 1st Half	8-25	32.0%	2nd half:	5-21	23.8%	Game:	13-46	28.3%	DB		
3FG% 1st Half	4-8	50.0%	2nd half:	0-7	0.0%	Game:	4-15	26.7%	Reb		
FT% 1st Half	1-2	50.0%	2nd half:	5-8	62.5%	Game:	6-10	60.0%	4		

LSU	FG-A	3FG-A	FT-A	REB	PF	TP	A	TO	BLK	S	MIN
WHITE, Malcolm f	6-7	0-0	2-2	7	1	14	0	0	0	0	21
WARREN, Storm f	0-6	0-0	1-2	6	1	1	1	1	3	2	16
STRINGER, Andre g	5-7	4-6	2-3	0	1	16	4	1	0	1	19
TURNER, Ralston g	3-6	2-5	0-0	3	1	8	1	2	0	0	21
DOTSON, Aaron g	3-5	2-3	0-0	1	1	8	4	1	0	0	20
GREEN, Garrett	4-9	0-1	0-2	9	1	8	0	0	0	3	16
BASS, Chris	1-2	0-0	1-3	5	1	3	1	1	0	0	16
LUDWIG, Eddie	2-5	0-0	2-3	5	2	6	4	1	0	1	24
COURTNEY, Jalen	0-1	0-1	2-2	3	1	2	0	0	0	0	12
DERENBECKER, Matt	3-8	0-4	0-0	0	1	6	1	1	1	0	22
POPULIST, Daron	2-5	2-4	0-0	2	1	6	1	0	0	0	13
Team				2			1				
Totals	29-61	10-24	10-17	43	12	78	17	9	4	7	200
FG% 1st Half	15-31	48.4%	2nd half:	14-30	46.7%	Game:	29-61	47.5%	DB		
3FG% 1st Half	4-10	40.0%	2nd half:	6-14	42.9%	Game:	10-24	41.7%	Reb		
FT% 1st Half	5-8	62.5%	2nd half:	5-9	55.6%	Game:	10-17	58.8%	3		

Officials: Anthony Jordan, Mike Kitts, Mike Stuart
 Technical Fouls: Centenary -- None. LSU -- None.
 Attendance: 6742

Centenary 21-15 -- 36
 LSU 39-39 -- 78

Game 6 - LSU 80, South Alabama 65

11/28/10 3 p.m. at Mitchell Center (Mobile, Ala.)

LSU	FG-A	3FG-A	FT-A	REB	PF	TP	A	TO	BLK	S	MIN
WHITE, Malcolm f	2-4	0-0	0-0	4	2	4	0	0	1	0	28
WARREN, Storm f	3-7	0-0	3-4	3	3	9	0	0	1	0	17
STRINGER, Andre g	7-13	4-6	3-4	4	1	21	3	2	1	2	30
TURNER, Ralston g	5-7	2-4	5-8	1	5	17	0	1	0	1	22
DOTSON, Aaron g	5-9	4-5	1-2	3	5	15	4	1	0	0	39
GREEN, Garrett	0-3	0-0	0-0	5	3	0	0	3	0	1	11
BASS, Chris	0-0	0-0	1-4	2	2	1	0	0	0	0	12
LUDWIG, Eddie	0-0	0-0	4-4	4	1	4	4	4	0	0	21
COURTNEY, Jalen	0-0	0-0	0-0	0	0	0	0	0	0	0	1
DERENBECKER, Matt	3-3	2-2	1-2	4	2	9	2	0	0	1	15
POPULIST, Daron	0-1	0-0	0-0	1	0	0	1	0	0	0	4
Team				7			3				
Totals	25-47	12-17	18-28	38	24	80	14	14	3	5	200
FG% 1st Half	16-24	66.7%	2nd half:	9-23	39.1%	Game:	25-47	53.2%	DB		
3FG% 1st Half	10-13	76.9%	2nd half:	2-4	50.0%	Game:	12-17	70.6%	Reb		
FT% 1st Half	6-8	75.0%	2nd half:	12-20	60.0%	Game:	18-28	64.3%	6		

SOUTH ALABAMA	FG-A	3FG-A	FT-A	REB	PF	TP	A	TO	BLK	S	MIN
BROCK, Martino f	5-11	1-3	4-7	2	3	15	1	4	1	2	34
RUBIT, Augustine c	3-8	0-0	3-3	3	2	9	0	1	0	0	19
COOKS, Allyn g	1-6	0-2	4-4	3	4	6	1	0	2	2	28
SANDERS, Rico g	1-3	0-1	0-0	1	4	2	1	0	0	0	15
WILLIAMS, Tim g	2-10	1-3	4-6	4	4	9	1	0	0	0	33
REDUS, Gary	1-4	1-2	2-2	2	2	5	1	1	1	0	17
REYES, P. J.	3-5	3-4	3-4	2	2	12	2	1	1	0	14
SIMS, Raymond	0-1	0-1	0-1	0	2	0	2	1	0	0	15
HERSEY, DeAndre	0-0	0-0	0-0	1	0	0	0	0	0	0	3
CARTER, Javier	2-6	0-0	3-4	7	1	7	1	1	2	0	22
Team				4							
Totals	18-54	6-16	23-31	29	24	65	10	9	7	4	200
FG% 1st Half	7-25	28.0%	2nd half:	11-29	37.9%	Game:	18-54	33.3%	DB		
3FG% 1st Half	0-6	00.0%	2nd half:	6-10	60.0%	Game:	6-16	37.5%	Reb		
FT% 1st Half	9-12	75.0%	2nd half:	14-19	73.7%	Game:	23-31	74.2%	3		

Officials: Doug Sirmons, Don Daily, Berth Smith
 Technical Fouls: South Alabama -- Cooks. LSU -- Ralston.
 Attendance: 3653

LSU 48-32 -- 80
 Memphis 23-42 -- 65

Game 7 - LSU 73, Houston 57

11/30/10 7 p.m. at Maravich Center (Baton Rouge, LA)

HOUSTON	FG-A	3FG-A	FT-A	REB	PF	TP	A	TO	BLK	S	MIN
MCNEIL, Maurice f	3-9	0-0	3-7	8	1	9	0	3	0	0	23
VAN SLYKE, Kirk f	4-8	1-1	0-0	3	1	9	0	1	1	0	27
NIXON, Zarnal g	2-6	0-3	0-0	1	3	4	1	5	0	3	26
THIBODEAUX, D. g	1-7	0-3	0-0	1	5	2	1	1	1	1	23
BROWN, Adam g	6-11	3-5	0-0	7	1	15	3	2	0	0	38
MCCLEAN, Mikhail	1-2	0-0	0-0	0	1	2	0	0	0	0	6
HAYWOOD, Nick	1-3	1-3	0-0	1	2	3	0	2	0	1	13
JOHNSON, Trumaine	1-3	1-1	0-0	0	2	3	1	3	0	0	20
WASHINGTON, K.	4-9	0-0	2-5	6	4	10	0	2	1	1	24
Team				5							
Totals	23-58	6-16	5-12	32	20	57	6	19	3	6	200
FG% 1st Half	12-30	40.0%	2nd half:	11-28	39.3%	Game:	23-58	39.7%	DB		
3FG% 1st Half	2-9	22.2%	2nd half:	4-7	57.1%	Game:	6-16	37.5%	Reb		
FT% 1st Half	2-5	40.0%	2nd half:	3-7	42.9%	Game:	5-12	41.7%	6		

LSU	FG-A	3FG-A	FT-A	REB	PF	TP	A	TO	BLK	S	MIN
WHITE, Malcolm f	4-7	0-0	1-2	2	4	9	0	0	1	23	
WARREN, Storm f	6-10	0-0	0-0	11	3	12	0	2	4	3	33
STRINGER, Andre g	1-6	0-4	11-12	3	3	13	3	4	0	3	24
TURNER, Ralston g	6-10	2-5	1-2	3	0	15	5	6	0	0	34
DOTSON, Aaron g	3-6	2-2	0-0	3	3	8	2	0	1	0	31
GREEN, Garrett	1-6	0-1	2-4	5	2	4	0	2	0	1	14
BASS, Chris	1-1	0-0	0-0	1	1	2	4	1	0	0	20
LUDWIG, Eddie	2-2	0-0	1-1	3	0	5	0	0	0	2	10
DERENBECKER, Matt	2-4	1-2	0-0	0	0	5	0	1	0	0	11
Team				4			1				
Totals	26-52	5-14	16-21	35	16	73	14	17	5	10	200
FG% 1st Half	17-30	56.7%	2nd half:	9-22	40.9%	Game:	26-52	50.0%	DB		
3FG% 1st Half	3-8	37.5%	2nd half:	2-6	33.3%	Game:	5-14	35.7%	Reb		
FT% 1st Half	1-3	33.3%	2nd half:	15-18	83.3%	Game:	15-18	76.2%	3		

Officials: Mike Stewart, Lee Cassell, Glen Tuit
 Technical Fouls: Houston -- None. LSU -- None.
 Attendance: 6688

Houston 28-29 -- 57
 LSU 38-35 -- 73

Game 8 - LSU 59, Central Michigan 55

12/11/10 7 p.m. at Maravich Center (Baton Rouge, LA)

CMU	FG-A	3FG-A	FT-A	REB	PF	TP	A	TO	BLK	S	MIN
MCCLURE, Williams f	1-2	0-0	2-2	5	4	4	0	1	0	0	18
ZEIGLER, Trey g	7-17	1-1	3-4	6	3	18	1	2	0	3	36
RASHID, Amir g	1-6	0-2	1-2	4	3	3	0	3	0	4	35
WEARY, Antonio g	0-2	0-2	0-0	1	3	0	1	2	0	2	26
THOMAS, Jain g	4-9	2-3	11-12	7	1	21	0	2	0	0	34
CRADDOCK, Finis	0-0	0-0	0-0	1	0	0	0	0	0	0	8
COIMBRA, Andre	2-4	0-0	0-1	2	4	4	0	3	0	0	19
JACKSON, Derek	2-6	0-2	1-2	0	0	5	0	0	0	0	15
VOSS, Colin	0-2	0-0	0-0	2	0	0	0	2	0	0	6
HARDEN, Jevon	0-0	0-0	0-0	0	0	0	0	1	2	0	3
Team				1							
Totals	17-48	3-10	18-23	29	18	55	2	16	2	9	200
FG% 1st Half	6-22	27.3%	2nd half:	11-2	42.3%	Game:	17-48	35.4%	DB		
3FG% 1st Half	2-6	33.3%	2nd half:	1-4	25.0%	Game:	3-10	30.0%	Reb		
FT% 1st Half	7-8	87.5%	2nd half:	11-15	73.3%	Game:	18-23	78.3%	2		

LSU	FG-A	3FG-A	FT-A	REB	PF	TP	A	TO	BLK	S	MIN
WHITE, Malcolm f	5-11	0-0	2-4	4	2	12	0	0	2	2	30
WARREN, Storm f	4-7	0-0	0-0	4	2	8	0	1	1	0	29
STRINGER, Andre g	1-6	0-2	6-6	1	3	8	0	6	0	1	21
TURNER, Ralston g	3-4	3-4	0-2	7	3	9	4	1	0	1	38
DOTSON, Aaron g	2-4	0-1	5-6	0	3	9	2	2	0	1	34
GREEN, Garrett	1-1	0-0	0-0	3	0	2	0	0	0	0	6
BASS, Chris	2-5	0-0	2-2	4	0	6	4	3	0	1	17
LUDWIG, Eddie	1-3	0-0	1-2	2	2	3	0	1	0	0	8
HARRIS, Dennis	1-1	0-0	0-0	0	0	2	0	1	1	2	6
DERENBECKER, Matt	0-0	0-0	0-0	0	2	0	1	1	0	0	7
POPULIST, Daron	0-0	0-0	0-0	0	0	0	1	0	0	0	4
Team				5			1				

Game 9 - Coastal Carolina 78, LSU 69 (ot)

12/13/10 7 p.m. at Maravich Center (Baton Rouge, LA)

COASTAL	FG-A	3FG-A	FT-A	REB	PF	TP	A	TO	BLK	S	MIN
MCLAURIN, Sam f	1-2	0-0	0-0	7	4	2	1	3	0	2	20
GRAY, Chad f	7-12	4-5	4-6	7	1	22	0	4	2	1	37
NIEMAN, Danny g	1-5	0-1	6-6	4	2	8	4	1	0	1	37
HOLLOWAY, D. g	8-17	0-3	2-2	7	3	18	0	5	0	2	39
GREENWOOD, K. g	1-3	0-1	1-4	2	0	3	1	1	0	0	19
CRAWFORD, Brandon	1-2	0-0	0-0	2	3	2	0	1	1	0	15
RAFFA, Anthony	2-6	1-4	4-4	2	3	9	1	0	0	2	34
HOLMES, Mike	6-13	0-0	2-4	10	2	14	0	1	2	0	24
Team				4							
Totals	27-60	5-14	19-26	45	18	76	7	16	5	8	225

FG% 1st Half	12-29	41.4%	2nd half:	11-25	44.0%	OT:	4-6	66.7%	Game:	45.0%	DB
3FG% 1st Half	1-4	25.0%	2nd half:	2-7	28.6%	OT:	2-3	66.7	Game:	35.7%	Reb
FT% 1st Half	5-10	50.0%	2nd half:	10-12	83.3%	OT:	4-4	100.0	Game:	73.1%	3

LSU	FG-A	3FG-A	FT-A	REB	PF	TP	A	TO	BLK	S	MIN
WHITE, Malcolm f	2-3	0-0	1-4	3	4	5	0	1	0	0	19
WARREN, Storm f	4-6	0-0	0-0	5	3	8	0	3	0	1	22
STRINGER, Andre g	6-15	4-8	0-0	2	3	16	5	2	0	2	33
TURNER, Ralston g	5-16	1-9	4-4	6	4	15	1	3	0	1	35
DOTSON, Aaron g	2-8	1-3	4-6	5	2	9	3	5	1	0	37
GREEN, Garrett	4-6	0-0	1-3	4	1	9	0	0	2	0	20
BASS, Chris	2-2	0-0	0-0	0	2	4	1	1	0	0	14
LUDWIG, Eddie	0-0	0-0	0-0	1	0	0	0	0	0	1	11
COURTNEY, Jalen	0-0	0-0	0-0	0	0	0	0	0	0	0	1
HARRIS, Dennis	0-2	0-0	0-0	3	2	0	0	1	1	0	15
DERENBECKER, Matt	1-6	1-2	0-0	1	2	3	3	0	0	0	18
Team				5							
Totals	26-64	7-22	10-17	35	23	69	13	16	4	5	225

FG% 1st Half	14-25	56.0%	2nd half:	10-31	32.3%	OT:	2-8	25.0%	Game:	40.6%	DB
3FG% 1st Half	2-6	33.3%	2nd half:	4-11	36.4%	OT:	1-5	20.0%	Game:	31.8%	Reb
FT% 1st Half	5-7	71.4%	2nd half:	5-8	62.5%	OT:	0-2	0.0%	Game:	58.8%	2

Officials: Tony Greene, Anthony Jordan, Mike Nanc
 Technical Fouls: Coastal -- None. LSU -- None.
 Attendance: 6425

Coastal Carolina 30-34-14 -- 78
 LSU 35-29-5 -- 69

--

Game 10 - LSU 78, McNeese 66 (ot)

12/16/10 7 p.m. at Maravich Center (Baton Rouge, LA)

MCNEESE	FG-A	3FG-A	FT-A	REB	PF	TP	A	TO	BLK	S	MIN
RICHARD, Patrick f	3-9	0-2	0-0	5	3	6	0	1	0	1	28
ALAWOYA, P. J. f	4-6	0-0	2-4	11	2	10	0	2	0	3	36
RICHARD, Daniel f	0-2	0-0	0-0	1	3	0	1	2	0	1	14
KAPELAN, Diego g	1-13	1-10	5-6	2	3	8	2	0	0	0	27
COLLINS, Curry g	6-10	2-3	1-2	3	0	15	2	0	0	1	43
MITCHELL, Jeremie	0-1	0-1	0-0	0	0	0	0	1	0	0	4
CANNON, Dontae	0-1	0-0	0-0	0	2	0	0	1	0	0	2
REGIS, Brandon	1-1	0-0	0-0	0	1	2	0	0	0	0	0
MARTIN, Stephan	5-11	2-6	2-2	4	1	14	3	3	0	3	30
KONATE, Mari	3-4	1-1	0-0	2	1	7	0	0	0	1	14
DAVID, Preston	2-7	0-0	0-1	8	4	4	1	2	6	1	27
QUEEN, Tyson	0-0	0-0	0-0	0	0	0	0	0	0	0	0+
Team				3							
Totals	25-65	6-23	10-15	39	20	66	9	12	6	11	225

FG% 1st Half	12-27	44.4%	2nd half:	10-27	37.0%	OT:	3-11	27.3%	Game:	38.5%	DB
3FG% 1st Half	2-9	22.2%	2nd half:	4-9	44.4%	OT:	0-5	0.0%	Game:	26.1%	Reb
FT% 1st Half	2-2	100.0%	2nd half:	8-13	61.5%	OT:	0-0	0.0%	Game:	66.7%	3, 1

LSU	FG-A	3FG-A	FT-A	REB	PF	TP	A	TO	BLK	S	MIN
WHITE, Malcolm f	4-5	0-0	5-10	9	3	13	0	2	3	1	40
WARREN, Storm f	8-12	0-0	1-2	6	2	17	1	2	1	1	35
STRINGER, Andre g	5-12	2-5	3-4	6	3	15	5	4	2	0	38
TURNER, Ralston g	6-15	3-10	8-10	2	3	23	3	3	0	1	41
DOTSON, Aaron g	1-7	0-3	5-5	3	2	7	3	1	1	0	31
GREEN, Garrett	1-4	1-1	0-0	3	2	3	1	0	0	0	14
BASS, Chris	0-1	0-0	0-0	3	0	0	2	1	0	0	11
LUDWIG, Eddie	0-0	0-0	0-0	0	0	0	0	0	0	0	2
DERENBECKER, Matt	0-1	0-1	0-0	1	1	0	1	0	0	0	13
Team				7							
Totals	25-57	6-20	22-31	40	16	78	16	13	7	3	225

FG% 1st Half	10-29	34.5%	2nd half:	10-22	45.5%	OT:	5-6	83.3%	Game:	43.9%	DB
3FG% 1st Half	4-11	36.4%	2nd half:	1-8	12.5%	OT:	1-1	100.0%	Game:	30.0%	Reb
FT% 1st Half	5-8	62.5%	2nd half:	10-14	71.4%	OT:	7-9	77.8%	Game:	71.0%	3

Officials: Mike Stuart, Mike Kitts, Les Jones
 Technical Fouls: McNeese -- None. LSU -- None.
 Attendance: 6445

McNeese State 28-32--6 -- 66
 LSU 29-31-18 -- 78

Game 11 - Wichita State 70, LSU 69

12/18/10 7 p.m. at CenturyTel Center (Bossier City, La.)

WICHITA	FG-A	3FG-A	FT-A	REB	PF	TP	A	TO	BLK	S	MIN
ELLIS, Aaron f	1-4	0-0	0-0	4	5	2	0	2	0	0	17
DURLEY, J. T. c	4-11	1-3	4-4	4	4	13	0	2	1	0	28
HATCH, Graham g	2-4	0-2	0-1	5	3	4	1	2	0	0	33
MURRY, Toure' g	3-12	0-3	7-8	5	3	13	2	5	0	3	32
KYLES, David g	3-10	3-8	4-4	7	1	13	0	2	0	1	33
RAGLAND, Joe	2-2	0-0	2-2	0	1	6	0	0	0	0	19
WILLIAMS, Demetric	0-0	0-0	0-0	0	0	0	0	0	0	0	1
SMITH, Ben	0-0	0-0	0-0	0	0	0	1	0	0	0	2
BLAIR, Gabe	2-5	0-0	3-7	8	3	7	0	0	2	0	23
STUTZ, Garrett	4-4	1-1	3-4	2	4	12	0	2	0	0	12
Team				6							
Totals	21-52	5-17	23-30	41	24	70	4	15	3	4	200

FG% 1st Half	11-27	40.7%	2nd half:	10-25	40.0%	Game:	21-52	40.5%	DB
3FG% 1st Half	1-6	16.7%	2nd half:	4-11	36.4%	Game:	5-17	29.4%	Reb
FT% 1st Half	14-17	82.4%	2nd half:	9-13	69.2%	Game:	23-30	75.7%	1

LSU	FG-A	3FG-A	FT-A	REB	PF	TP	A	TO	BLK	S	MIN
WHITE, Malcolm f	1-4	0-0	1-2	1	2	3	0	3	0	0	19
WARREN, Storm f	1-1	0-0	0-0	4	4	2	0	2	0	1	13
STRINGER, Andre g	5-15	2-8	6-8	2	2	18	1	2	0	1	32
TURNER, Ralston g	6-13	5-9	4-4	2	4	21	0	2	0	0	31
DOTSON, Aaron g	1-3	0-0	0-0	2	4	2	2	0	0	0	25
GREEN, Garrett	3-7	1-1	8-12	13	3	15	0	1	2	1	33
BASS, Chris	1-3	0-0	0-0	0	0	2	2	1	0	2	20
LUDWIG, Eddie	0-3	0-0	2-2	3	0	2	0	0	0	0	5
COURTNEY, Jalen	0-1	0-1	0-0	0	0	0	0	0	0	0	2
HARRIS, Dennis	0-1	0-0	0-0	2	1	0	0	0	0	0	6
DERENBECKER, Matt	1-5	0-2	2-3	1	2	4	1	0	0	1	14
Team				6							
Totals	19-56	8-21	23-31	36	22	69	6	11	2	6	200

FG% 1st Half	8-35	22.9%	2nd half:	11-21	52.4%	Game:	19-56	33.9%	DB
3FG% 1st Half	1-10	10.0%	2nd half:	7-11	63.6%	Game:	8-21	38.1%	Reb
FT% 1st Half	6-7	85.7%	2nd half:	17-24	70.8%	Game:	23-31	74.2%	5

Officials: Doug Sirmons, Pat Adams, Earnie Pheal
 Technical Fouls: Wichita State -- None. LSU -- None.
 Attendance: 2165

Wichita State 37-33 -- 70
 LSU 23-46 -- 69

Game 12 - North Texas 75, LSU 55

12/22/10 7 p.m. at Maravich Center (Baton Rouge, LA)

NORTH TEXAS	FG-A	3FG-A	FT-A	REB	PF	TP	A	TO	BLK	S	MIN
ODUFUWA, George f	5-12	0-0	1-2	9	2	11	0	2	1	3	33
KNOX, Ben c	1-2	0-0	0-0	5	1	2	1	1	1	0	21
WHITE, Josh g	7-12	0-2	5-5	2	1	19	2	1	0	1	32
THOMPSON, Tristan g	5-9	0-2	4-4	2	2	14	0	5	0	0	31
SHORTER, Shannon g	1-5	1-2	2-2	5	0	5	2	1	0	1	21
JOHNSON, D.	5-9	1-2	0-0	3	2	11	2	1	0	2	25
REDMOND, Avery	0-0	0-0	0-0	0	0	0	0	1			

Game 13 - LSU 62, Southern 41

12/27/10 6 p.m. at Maravich Center (Baton Rouge, LA)

SOUTHERN	FG-A	3FG-A	FT-A	REB	PF	TP	A	TO	BLK	S	MIN
INGRAM, Julius f	1-7	0-0	0-0	7	4	2	0	3	1	2	30
BOL, Madut c	3-7	0-0	0-0	4	3	6	0	0	1	0	13
WHITE, Brandon g	3-10	0-1	2-4	6	1	8	1	4	0	1	30
GRACE, Jameel g	2-6	1-3	3-4	7	1	8	0	3	0	0	33
SANFORD, Blake g	0-8	0-4	1-2	1	0	1	0	1	0	0	22
COLEMAN, Frederick	0-2	0-0	0-0	2	3	0	1	1	0	0	15
WEBB, Neal	3-5	0-1	0-0	1	6	0	0	0	0	2	23
COLEMAN, Patrick	0-2	0-1	0-0	0	0	0	0	0	0	0	7
CHASE, Ray Ray	5-9	0-0	0-1	8	1	10	0	3	2	3	27
Team				3							
Totals	17-56	1-10	6-11	39	14	41	2	15	4	8	200

FG% 1st Half	4-26	15.4%	2nd half:	13-30	43.3%	Game:	17-56	30.4%	DB
3FG% 1st Half	1-5	20.0%	2nd half:	0-5	0.0%	Game:	1-10	10.0%	Reb
FT% 1st Half	3-4	75.0%	2nd half:	3-7	42.9%	Game:	6-11	54.5%	2

LSU	FG-A	3FG-A	FT-A	REB	PF	TP	A	TO	BLK	S	MIN
GREEN, Garrett f	1-6	0-0	1-2	4	3	3	0	2	1	0	15
WARREN, Storm f	2-6	0-0	1-1	6	2	5	3	1	1	3	27
STRINGER, Andre g	2-11	2-8	0-0	5	1	6	4	1	0	0	32
TURNER, Ralston g	6-14	3-9	0-0	2	0	15	1	2	1	1	26
DOTSON, Aaron g	1-3	0-0	4-4	4	2	6	3	0	0	1	20
BASS, Chris	0-1	0-0	0-0	2	0	0	2	3	0	1	15
WHITE, Malcolm	7-11	0-0	2-4	11	2	16	0	2	3	0	24
LUDWIG, Eddie	1-3	0-0	0-1	4	1	2	0	0	0	1	9
COURTNEY, Jalen	0-0	0-0	1-2	1	0	1	0	0	0	0	5
DERENBECKER, Matt	3-7	2-4	0-0	2	2	8	3	0	0	1	24
POPULIST, Daron	0-0	0-0	0-0	0	0	0	0	0	0	0	3
Team				4							
Totals	23-62	7-21	9-14	45	13	62	16	11	6	8	200

FG% 1st Half	10-33	30.3%	2nd half:	13-29	44.8%	Game:	23-62	37.1%	DB
3FG% 1st Half	3-12	25.0%	2nd half:	4-9	44.4%	Game:	7-21	33.3%	Reb
FT% 1st Half	5-9	55.6%	2nd half:	4-5	80.0%	Game:	9-14	64.3%	2

Officials: Tom Eades, Rick Hartzell, Roger Ayers
 Technical Fouls: Southern -- None. LSU -- None.
 Attendance: 6739

Southern	12-29 -- 41
LSU	28-34 -- 62

Game 14 - Rice 74, LSU 68

12/29/10 7 p.m. at Tudor Fieldhouse (Houston, Texas)

LSU	FG-A	3FG-A	FT-A	REB	PF	TP	A	TO	BLK	S	MIN
WHITE, Malcolm f	1-4	0-0	0-0	4	5	2	1	0	0	0	13
GREEN, Garrett f	2-5	0-0	0-0	3	3	4	0	0	0	1	12
STRINGER, Andre g	5-12	4-8	5-8	0	5	19	4	2	0	2	27
TURNER, Ralston g	4-18	4-12	2-5	2	4	14	1	1	0	1	30
DOTSON, Aaron g	1-2	0-0	0-1	1	5	2	0	2	0	0	18
BASS, Chris	1-2	1-1	0-0	1	0	3	8	1	0	2	24
LUDWIG, Eddie	0-0	0-0	0-0	4	5	0	1	0	0	2	13
COURTNEY, Jalen	0-1	0-0	0-0	0	2	0	0	1	0	0	8
DERENBECKER, Matt	5-9	3-6	4-5	3	2	17	0	1	0	0	23
WARREN, Storm	3-8	0-0	1-5	9	4	7	0	2	0	1	29
POPULIST, Daron	0-1	0-1	0-0	0	2	0	0	0	0	0	3
Team				4							
Totals	22-62	12-28	12-24	31	37	68	14	11	0	9	200

FG% 1st Half	9-26	34.6%	2nd half:	13-36	36.1%	Game:	22-62	35.5%	DB
3FG% 1st Half	8-14	57.1%	2nd half:	4-14	28.6%	Game:	12-28	42.9%	Reb
FT% 1st Half	0-5	00.0%	2nd half:	12-19	63.2%	Game:	12-24	50.0%	6

RICE	FG-A	3FG-A	FT-A	REB	PF	TP	A	TO	BLK	S	MIN
KAZEMI, Arsalan f	4-6	0-0	11-17	17	3	19	1	1	1	2	31
KUIPERS, Lucas f	4-7	1-3	0-0	3	3	9	1	1	0	0	27
ABRAHAM, Trevan g	2-2	0-0	1-2	1	4	5	0	1	0	0	12
JACKSON, Tamir g	4-5	0-0	8-13	3	2	16	4	5	0	1	34
PFLIEGER, Cory g	2-4	1-3	0-1	1	0	5	3	2	0	1	34
SCHWARZE, Nate	0-0	0-0	0-0	0	0	0	1	0	0	0	6
FRIZZELLE, Connor	2-11	0-3	9-10	3	2	13	0	1	0	0	23
BRAIMOH, Suleiman	2-2	0-0	1-2	4	3	5	0	0	0	0	14
BEASLEY, Bryan	0-0	0-0	2-2	2	2	2	0	1	1	1	9
STANTON, Trey	0-1	0-1	0-0	3	1	0	0	2	1	0	10
Team				2							
Totals	20-38	2-10	32-47	39	20	74	10	14	3	5	200

FG% 1st Half	9-19	47.4%	2nd half:	11-29	37.9%	Game:	20-38	52.6%	DB
3FG% 1st Half	1-4	25.0%	2nd half:	1-6	16.7%	Game:	2-10	20.0%	Reb
FT% 1st Half	12-21	57.1%	2nd half:	20-26	76.9%	Game:	32-47	68.1%	9

Officials: Gary Maxwell, James Breeding, Brent Meaux
 Technical Fouls: Rice -- None. LSU -- Ralston.
 Attendance: 3358

LSU	26-42 -- 68
Rice	31-43 -- 74

Game 15 - Virginia 64, LSU 50

1/2/11 5:30 p.m. at John Paul Jones Arena (Charlottesville, Va.)

LSU	FG-A	3FG-A	FT-A	REB	PF	TP	A	TO	BLK	S	MIN
WHITE, Malcolm f	3-9	0-0	5-5	6	3	11	1	2	0	0	33
LUDWIG, Eddie f	0-1	0-0	1-2	4	0	1	1	0	0	0	18
STRINGER, Andre g	2-6	1-3	1-2	2	0	6	1	2	0	1	35
TURNER, Ralston g	5-13	1-5	0-2	5	4	11	1	2	1	1	30
DOTSON, Aaron g	1-7	1-2	4-4	4	3	7	1	1	1	0	27
BASS, Chris	1-5	0-2	0-0	3	2	2	2	2	0	0	22
GREEN, Garrett	6-9	0-1	0-2	5	2	12	0	3	1	1	27
COURTNEY, Jaen	0-0	0-0	0-0	0	0	0	0	0	0	0	1
DERENBECKER, Matt	0-1	0-0	0-0	0	1	0	0	0	0	0	6
POPULIST, Daron	0-0	0-0	0-0	0	0	0	0	0	0	0	1
Team				3							
Totals	18-51	3-13	11-17	32	15	50	7	12	3	3	200

FG% 1st Half	10-25	40.0%	2nd half:	8-26	30.8%	Game:	18-51	35.3%	DB
3FG% 1st Half	0-4	0.0%	2nd half:	3-9	33.3%	Game:	3-13	23.1%	Reb
FT% 1st Half	2-6	33.3%	2nd half:	9-11	81.8%	Game:	11-17	64.7%	4

VIRGINIA	FG-A	3FG-A	FT-A	REB	PF	TP	A	TO	BLK	S	MIN
SHERRILL, Will g	3-4	2-2	0-0	5	3	8	1	1	1	1	24
SENE, Assane c	0-0	0-0	0-0	6	4	0	0	2	1	1	19
EVANS, Jontel g	4-7	0-1	0-0	4	1	8	6	0	0	3	32
HARRIS, Joe g	2-9	2-5	3-4	5	1	9	0	2	2	1	21
HARRELL, KT g	4-9	1-3	6-7	3	3	15	0	1	0	0	26
FARRAKHAN, M.	2-6	1-5	6-8	3	0	11	2	1	0	0	25
REGAN, Will	2-8	0-1	0-0	4	0	4	0	1	2	0	19
ZEGLINSKI, Sammy	0-3	0-2	0-0	1	0	0	0	2	0	0	15
MITCHELL, Akil	4-6	0-0	1-2	3	3	9	1	1	0	0	19
Team				2							
Totals	21-52	6-19	16-21	36	15	64	10	11	6	6	200

FG% 1st Half	10-28	35.7%	2nd half:	11-24	45.8%	Game:	21-52	40.4%	DB
3FG% 1st Half	3-12	25.0%	2nd half:	3-7	42.9%	Game:	6-19	31.6%	Reb
FT% 1st Half	3-4	75.0%	2nd half:	13-17	76.5%	Game:	16-21	76.2%	3

Officials: Jamie Luckie, Roger Ayers, Les Jones
 Technical Fouls: Virginia -- None. LSU -- TEAM.
 Attendance: 10049

LSU	22-28 -- 50
Virginia	26-38 -- 64

Game 16 - LSU 62, Auburn 55

1/8/11 5 p.m. at Auburn Arena (Auburn, Ala.)

LSU	FG-A	3FG-A	FT-A	REB	PF	TP	A	TO	BLK	S	MIN
WHITE, Malcolm f	2-6	0-0	3-4	5	4	7	1	2	1	0	21
LUDWIG, Eddie f	1-3	0-0	4-5	4	1	6	2	2	0	2	23
STRINGER, Andre g	3-13	2-11	1-3	2	0	9	3	1	0	2	37
DERENBECKER, M. g	6-12	3-7	0-0	8	2	15	3	2	0	1	39
DOTSON, Aaron g	1-5	0-1	0-1	4	2	2	0	3	0	2	23
BASS, Chris	1-3	0-0	1-1	3	1	3	4	4	0	0	22
GREEN, Garrett	9-11	0-0	0-0	5	3	18	1	3	1	1	28
WARREN, Storm	1-3	0-0	0-2	6	0	2	0	1	2	1	7
Team				4							
Totals	24-56	5-19	9-16	41	13	62	14				

Game 17 - LSU 56, Arkansas 53

1/12/11 7 p.m. at Maravich Center (Baton Rouge, LA)

ARKANSAS	FG-A	3FG-A	FT-A	REB	PF	TP	A	TO	BLK	S	MIN
JOHNSON, Delvon f	4-6	0-0	2-2	5	2	10	0	1	3	2	33
POWELL, Marshawn f	7-12	0-0	1-1	6	4	15	0	0	0	0	21
CLARKE, Rotnei g	1-7	1-7	2-3	3	1	5	1	1	1	0	29
NOBLES, Julysse g	1-10	0-6	2-2	0	5	4	1	1	0	0	29
PETERSON, jeff g	1-8	0-3	0-0	2	2	2	4	3	0	0	19
WADE, Mardracus	1-2	0-1	2-3	1	3	4	1	1	0	2	19
FARMER, Jemal	0-0	0-0	0-0	0	1	0	0	1	0	1	2
BRYANT, Glenn	1-1	0-0	1-2	2	3	3	0	0	0	0	9
BRITT, Marcus	3-7	1-3	1-1	2	3	8	2	1	0	2	22
WAITHE, Marvell	0-1	0-0	0-0	2	0	0	0	0	0	0	5
SANCHEZ, Michael	0-3	0-0	2-2	3	1	2	0	1	0	0	12
Team				6							
Totals	19-57	2-20	13-16	32	25	53	9	10	3	7	200

FG%	1st Half	5-27	18.5%	2nd half:	14-30	46.7%	Game:	19-57	33.3%	DB
3FG%	1st Half	1-9	11.1%	2nd half:	1-11	9.1%	Game:	2-20	10.0%	Reb
FT%	1st Half	6-9	66.7%	2nd half:	7-7	100.0%	Game:	13-16	81.3%	1

LSU	FG-A	3FG-A	FT-A	REB	PF	TP	A	TO	BLK	S	MIN
WHITE, Malcolm f	6-11	0-0	1-2	7	4	13	1	4	1	0	25
LUDWIG, Eddie f	1-2	0-0	1-2	1	3	3	0	0	0	0	12
STRINGER, Andre g	2-8	1-5	6-9	4	0	11	7	2	0	1	35
DERENBECKER, M. g	5-9	0-4	2-4	6	2	12	2	3	0	2	38
DOTSON, Aaron g	0-2	0-2	3-4	8	0	3	1	4	0	0	27
BASS, Chris	0-3	0-0	2-2	2	2	2	2	0	0	0	18
WARREN, Storm	1-3	0-0	0-1	5	0	2	0	0	1	2	11
Team				3							
Totals	19-48	1-13	17-31	46	14	56	14	14	3	6	200

FG%	1st Half	12-28	42.9%	2nd half:	7-20	35.0%	Game:	19-48	39.6%	DB
3FG%	1st Half	1-12	8.3%	2nd half:	0-1	0.0%	Game:	1-13	7.7%	Reb
FT%	1st Half	6-13	50.0%	2nd half:	11-19	57.9%	Game:	17-31	54.8%	5

Officials: Antinio Petty, Mike Nance, Ron Groover
 Technical Fouls: Arkansas -- None. LSU -- None.
 Attendance: 7023

Arkansa 17-36 -- 53
 LSU 31-25 -- 56