

16 Auburn University

January 8, 2011 * 5 p.m. * FSN
Auburn, Ala. * Auburn Arena

LSU (8-7, 0-0)

November

Fri. 12	NORTHWESTERN STATE	W, 87-78
Tues. 16	NICHOLLS STATE	L, 53-62
Thurs. 18	TENN-MARTIN (CST)	W, 79-56
Sun. 21	Memphis (at Tupelo, Miss.)(CBSCS)	L, 60-71
Wed. 24	CENTENARY	W, 78-36
Sun. 28	at South Alabama (CSS)	W, 80-65
Tues. 30	HOUSTON	W, 73-57

December

Sat. 11	CENTRAL MICHIGAN (CST)	W, 59-55
Mon. 13	COASTAL CAROLINA	L, 69-78 (ot)
Thurs. 16	MCNEESE (CST)	W, 78-66 (ot)
Sat. 18	WICHITA STATE (at Bossier City)(CST)	L, 69-70
Wed. 22	NORTH TEXAS (CST)	L, 55-75
Mon. 27	SOUTHERN (CST)	W, 62-41
Wed. 29	at Rice (CBSCS)	L, 68-74

January

Sun 2	at Virginia (FSN)	L, 50-64
Sat. 8	*at Auburn (FSN)	5 p.m.
Wed. 12	*ARKANSAS (SEC Network)	7 p.m.
Sat. 15	*at Kentucky (SEC Network)	3 p.m.
Sat. 22	*OLE MISS (SEC Network)	12:30 p.m.
Wed. 26	*at Tennessee (SEC Network)	7 p.m.
Sat. 29	*at Alabama (FSN)	7 p.m.

February

Wed. 2	*SOUTH CAROLINA (SEC Network)	7 p.m.
Sat. 5	*MISSISSIPPI STATE (SEC Network)	3 p.m.
Wed. 9	*at Ole Miss (CSS/CST)	8 p.m.
Sat. 12	*at Arkansas (SEC Network)	7 p.m.
Thurs. 17	*ALABAMA (ESPN/ESPN2)	8 p.m.
Sun. 20	*FLORIDA (ESPN/ESPN2)	Noon
Wed. 23	*at Mississippi State (CSS/CST)	8 p.m.
Sat. 26	*VANDERBILT (SEC Network)	12:30 p.m.

March

Wed. 2	*at Georgia (SEC Network)	7 p.m.
Sat. 5	*AUBURN (FSN)	6 p.m.
March 10-13 SEC Tournament (Atlanta, Ga.)		

On the Air

Radio • LSU Sports Radio Network

Patrick Wright, play-by-play (in for Jim Hawthorne)
Kevin Ford, host/analyst

Television • FSN

Dave Neal, play-by-play
Mark Wise, analyst



PROJECTED LSU LINEUP

G 10 Andre Stringer (5-9, Fr., Jackson, Miss.) 13.9 ppg, 2.3 rpg, 2.7 apg

Had 21 points on two occasions ... Hit four treys for 5th time in loss at Rice (12/29) ... Started at point since third game ... Long-range shooter hit 33 treys (2.2 a game) ... Led in scoring in 8 games, double figures 11 ... 33-of-86 (38.4% from arc).

G 21 Matt Derenbecker (6-7, Fr., Metairie, La.) 4.7 ppg, 1.4 rpg

Usually starter Ralston Turner out with a right foot stress reaction during UVA game (1/2) ... Had team season high of 23 vs. McNeese (12/16) ... 11 games double figures ... This would be Derenbecker's first start ... 2 double figure scoring games.

G 45 Aaron Dotson (6-4, So., Seattle Wash.) 8.0 ppg, 2.8 rpg, 2.1 apg

Looks to find touch again that he had earlier in the season ... Sophomore season overall improved finally shaking knee injury from high school senior season ... Double figures four times ... more treys (12 to 7) and points (120-to-94) then 2010.

F 24 Storm Warren (6-7, Jr., Monroe, La.) 7.5 ppg, 6.8 rpg -- or -- 3 Garrett Green (6-11, Jr., Woodland Hills, Calif.) 5.2 ppg, 5.2 rpg -- or -- 13 Eddie Ludwig (6-9, So., Metairie, La.) 3.0 ppg, 3.0 rpg

Warren missed the UVA game (1/2) with tendonitis in right achilles ... Status is questionable ... Green had his third double figure scoring game in last five vs. UVA ... Ludwig had his first start of the year for Warren against UVA.

F 5 Malcolm White (6-9, Jr., Baton Rouge, La.) 8.8 ppg, 5.5 rpg, 1.3 bpg

Ole Miss transfer returned to starting lineup at Rice (12/29) after coming off the bench against Southern (12/27) to record second double double of career (both at LSU) ... Has started 14 of 15 games ... 49-of-98 from field (50 percent) ... Eight games scoring in double figures.

STORYLINES

- LSU concludes a three-game road trip with its SEC opener Saturday at 5 p.m. ... LSU is 42-35 in SEC openers ... This will mark the first time the LSU Tigers have opened with the Auburn Tigers, since Jan. 8, 1992, at the old Beard-Eaves-Memorial Coliseum when LSU won, 87-70.

- The Tigers were not given the greatest of breaks when it comes to the SEC schedule, opening on the road and only playing two home games in the month of January (Jan. 12-Arkansas, Jan. 22-Ole Miss) ... LSU's league bye is also in January, but the Tigers will play four road dates before playing six home games over the last five weeks of the season ... Ironically, the LSU women's team will play

- only two home games in February while playing the majority of their league games in January at home.

- After hitting 37 treys in four games away from the Maravich Center, including two games with 12 each at South Alabama and at Rice, the Tigers were unable to hit the three-pointer at Virginia Sunday, hitting just 3-of-13 attempts ... The three makes marked the fourth time LSU has hit just three treys in a game this season.

- Garrett Green had his third double figure scoring game in the last five games, hitting for 12 points off the bench ... Malcolm White and Ralston Turner had double figures as well for LSU.

- LSU again tried to make its comeback in the second half that it has become known for, rallying from 46-32 down to close the margin to six, 48-42 with six minutes to play, but the Tigers were unable to sustain the rally down the stretch.

- LSU is now 38-13 in the Trent Johnson era when allowing less than 70 points in a game, but 3-21 when scoring less than 60 points.

- Auburn has won the last three meetings between the two sets of Tigers with LSU up 80-61 in the overall series ... This will be the first SEC game in the new Auburn Arena.

BREAKDOWN

LSU

Record	8-7
Ranking	N/A
Last Game	January 2 in Charlottesville lost to Virginia, 50-64
Head Coach	Trent Johnson
Career Record	205-156/12th season
LSU Record	46-35/3rd season
vs. Auburn:	1-3

Auburn University

Record	7-7
Ranking	N/A
Last Game	January 3 in Auburn defeated Florida State, 65-60
Head Coach	Tony Barbee
Career Record	89-59 (5th season)
AU Record	7-7 (1st season)
vs. LSU	First meeting

Upcoming LSU Basketball Media Calendar

10 MONDAY Trent Johnson Radio Show at T J Ribs (7 p.m., LSU Sports Radio Network) SEC Teleconference, Coach Johnson at 10:28 a.m. Contact SEC Office for number and passcodes MEDIA SESSION -- 2 p.m. Practice Facility	11 TUESDAY	12 WEDNESDAY Game No. 17 Arkansas at LSU, 7 p.m. (Pete Maravich Assembly Center), TV: SEC Network, ESPN3. Radio: LSU Sports Radio Network (100.7 FM in Baton Rouge).	13 THURSDAY MEDIA SESSION -- 2 p.m. Practice Facility	7 FRIDAY Depart for Auburn	8 SATURDAY Game No. 16 LSU at Auburn, 5 p.m. CST (Auburn Arena). TV: FSN, ESPN3. Radio: LSU Sports Radio Network (100.7 FM in Baton Rouge).	9 SUNDAY Inside LSU Basketball presented by Academy Sports and Outdoors, LSU Sports Television Network, 10:35 p.m. WBRZ-TV in Baton Rouge
---	-----------------------------	---	---	--	--	---

LSU Media Services

Media Availability

Coach Trent Johnson is available in his office for early morning appointments and phone interviews. Please contact Basketball SID Kent Lowe (225-578-1864, clowe@lsu.edu) at least 24 hours in advance.

SEC Teleconference

The 12 SEC coaches are featured on a teleconference each Monday, January through March through the conference season. The conference starts at 10 a.m. (CST). Coach Johnson is on at 10:28 a.m. CST. To access the media only number contact Kent Lowe or the SEC Media Relations Office (205-458-3010).

Media Sessions

Coach Johnson meets with the media two days prior to games, before practice at a time to be announced, in the practice facility meeting room. Some travel and scheduling issues may change the time and day so media should contact the Sports Information Office to confirm start time.

The Trent Johnson Show

Presented by Capital One Bank

The weekly call-in show takes place Mondays at 7 p.m. from T.J. Ribs on Acadian Thruway ... The show airs in Baton Rouge on local flagship New Country 100.7 FM The Tiger, on the Internet at www.LSUsports.net and on many LSU Sports Radio Network affiliates.

Inside LSU Basketball

Coach Johnson's weekly TV show is on a state-wide network ... WBRZ-TV, Channel 2, airs the show at 10:35 p.m. Sundays returning to the air on Jan. 9. Television affiliates for the show are listed online at LSUsports.net/tvaffiliates

Player Media Sessions

The players will be available at the media sessions that are normally conducted two days prior to the game. Please let Kent Lowe (225-578-1864, clowe@lsu.edu) know which players you would like to have at the media session at least 24 hours in advance.

Post Game

Coach Johnson will be in the media room of the practice facility after the game and the NCAA cooling off period ... Requested players will be brought to the practice facility media room as well. ... THE LSU DRESSING ROOM IS CLOSED ... To reach the media room, take the Northwest Corridor portal (where the LSU team enters the floor) ... When reaching the multi-purpose room and the glass doors, turn right ... Before reaching the steps, turn left and then take a right down the first hallway to the double wood doors and enter the media room. LSU marshalls will help direct you to the area ... The visiting coach has an interview area (where the pre-game meal is served) that he can use for his post-game media obligations if he wishes.

WHO TO CONTACT

Sports Information Office

(225) 578-8226

Michael Bonnette - mbonnet@lsu.edu

Assoc. AD/Sports Information Director

C. Kent Lowe - clowe@lsu.edu

Sr. Assoc. Sports Information Director (Basketball Contact)

Jake Terry - jterry9@lsu.edu

Associate Sports Information Director (Social Media)

LSU Television

Kevin Wagner - jwagne2@lsu.edu

LSU Radio

Jim Hawthorne - lsuradio@lsu.edu

LSU Sports Information Mailing Address

P.O. Box 25095, Baton Rouge, LA 70894

ON THE INTERNET

www.LSUsports.net/media

The Official Website of LSU Athletics is home to all the basketball information you need. Schedules, results, rosters, bios, statistics and game notes can be found and are always up to date.

<http://media.lsusports.net>

Media can access images for all LSU athletic teams, including action shots, heads shots, logos, etc. To gain access to the high-resolution pictures, email Michael Bonnette. You will be assigned a login and password that will enable you to retrieve pictures. This service is for the media use only.

LSUsports.net/media

Request credentials online, go to the men's basketball link.



LSU Basketball on Twitter & Facebook

facebook.com/lsubasketball
twitter.com/lsubasketball
twitter.com/lisucoachjohnson
twitter.com/lsumediaalerts
LSUsports.net/connect

Trent Johnson

Head Coach • 3rd year at LSU (12th year as head coach)

Trent Johnson believes the LSU basketball program is moving forward.

With an outstanding recruiting class of student-athletes that fit the LSU program, Johnson is anxious to see this group "be a team" in 2010-11.

As Johnson, the 20th head men's basketball coach at LSU enters his third season, he seeks to build on more than a decade of excellence at LSU, Stanford and Nevada. Having earned Conference Coach of the Year in all three leagues (WAC, Pac-10 and SEC), Johnson and his staff continue toward maintaining LSU basketball as one of the premier programs in the country.

In his first season at LSU, Johnson led the Tigers to 27 wins, tied for the third most wins in a season in LSU history, and won the SEC regular season championships with a record of 13-3. LSU returned to the NCAA Tournament for the first time since 2006, advancing to the second round before falling, 84-70, to North Carolina. In the opening round, LSU defeated nationally-ranked Butler.

Coach Johnson, who eats, sleeps and drinks college basketball year round, believes in both development on the court and also personal, social and academic development. As players grasp his vision for success, they have the opportunity to embrace playing in a face-paced system, executing in the half court and defending and rebounding at a high level.

Johnson has a record of success that continues here at LSU. His team will have to blend together and learn from a coach that is a fierce competitor who exudes and demands toughness.

His devotion to the team, his protective beliefs toward his players and his loyalty to his former players is evidenced by the fact that three of his former players are now members of the LSU basketball staff. Johnson is a program builder and he has re-established the base of the LSU program by visiting with former players and coaches to bring together the past, present and the future of the program.

Johnson also is charged with the development of athletes both on and off the court. Off the court, he is working hard to make sure student-athletes understand the "student" part of their days at LSU. At all three spots in his head coach-

ing career, he has developed not just successful athletes and winning basketball teams, but young men who are having success in life.

In his head coaching career, he has taken teams in seven of the last eight seasons to post-season play, including five NCAA appearances. In addition, Johnson has seen six of his former assistant coaches become head coaches at successful programs.

Johnson has been rewarded as the consensus SEC Coach of the Year and was a finalist for four national coach of the year honors as he became the first LSU men's basketball coach to win the league title and take the team to post-season play in his first year at the school.

Under Johnson's watch, he has already coached an SEC POY in Marvus Thornton who now plays for the NO Hornets, Garrett Temple who is in his second year in the NBA with the San Antonio Spurs and Tasmin Mitchell, who finished his career as the third all-time leading scorer and sixth all-time rebounder in school history.

Thornton, Temple and Mitchell represent Johnson's ability to teach and mold a well-rounded basketball player into having both a good offensive and defensive presence that can benefit the team and provide a chance to play at the next level.

Johnson has always been a big believer in special causes and joined former LSU basketball coach Dale Brown and star center Shaquille O'Neal in cutting a series of commercials that aired nationally for the "Be A Match" organization in support of bone marrow donors.

This past June, Johnson was part of a 10-day trip to Africa as part of the TRIAD Trust program that was established to stop the transmission of HIV through culturally relevant, locally sustainable health and life skills education-based programs in communities affected by HIV/AIDS.

He also is a member of the Board of Directors of the National Association of Basketball Coaches and has served on the NABC Special Committee on Recruiting and Access.

Johnson, who was born in Berkeley, Calif., and calls Seattle, Wash., his home, is married to Jackie and they have two children: a daughter, Tinishia, 27, and a son, Terry, 24.



The Johnson File

NAME: Trent Johnson
BIRTH DATE: September 12, 1956
AGE: 54
BIRTHPLACE: Berkeley, Calif.
HOMETOWN: Seattle, Wash.
WIFE: Jackie
CHILDREN: Tinishia (27), Terry (24)
COLLEGE: BS, Boise State University, 1986

PLAYING EXPERIENCE

Boise State University (Boise, Idaho)

Finished in the top 10 in career scoring and rebounding at the school ... In 1976, team advanced to NCAA Tournament after winning the Big Sky Tournament ... In his junior year, named the Most Improved Player and in his final season was named All-Big Sky.

COACHING EXPERIENCE

1986-89 - Assistant Coach, Utah
1989-92 - Assistant Coach, University of Washington
1992-96 - Assistant Coach, Rice.
1996-99 - Assistant Coach, Stanford
1999-04 - Head Coach, University of Nevada ... Compiled a 79-74 overall record ... 2003 team went to NIT, 2004 team won WAC Tourney and advanced to the NCAA Sweet 16.
2004-08 - Head Coach, Stanford ... Four year record of 80-47 ... Team advanced to post-season play each of his four years, 2008 team won 28 games and advanced to the NCAA Sweet 16.
April 10, 2008 -- Named the 20th Head Basketball Coach at LSU.
2008-09 -- LSU wins the SEC title with 13-3 record, finishes 27-8 and advances to the second round of NCAA Tournament to push mark to seven straight years of coaching teams to post-season play.
Nov. 24, 2010 -- Won his 200th game as a collegiate head coach (78-36, vs. Centenary).

LEAGUE COACH OF THE YEAR HONORS

2003 -- Western Athletic Conference
2008 -- Pac-10
2009 -- Southeastern Conference

The Trent Johnson Record

YEAR	SCHOOL	/---OVERALL---/		/---CONF.---/		FINISH
		W-L	PCT.	W-L	PCT.	
1999-00	Nevada	9-20	.310	6-10	.375	3rd-Big West
2000-01	Nevada	10-18	.357	3-13	.187	9th-WAC
2001-02	Nevada	17-13	.567	9-9	.500	5th-WAC
2002-03	Nevada	18-14	.562	11-7	.611	4th-WAC NIT First Round
2003-04	Nevada	25-9	.735	13-5	.722	1st WAC/Tourney Champ; NCAA Sweet 16
2004-05	Stanford	18-13	.581	11-7	.611	4th-Pac 10/NCAA First Round
2005-06	Stanford	16-14	.533	11-7	.611	5th-Pac 10/NIT Second Round
2006-07	Stanford	18-13	.581	10-8	.555	6th-Pac 10/NCAA First Round
2007-08	Stanford	28-7	.800	13-5	.722	2nd-Pac10/NCAA Sweet 16
2008-09	LSU	27-8	.771	13-3	.812	1st-West, SEC Champs, NCAA 2nd rd.
2009-10	LSU	11-20	.354	2-14	.125	6th-West
2010-11	LSU	8-7	.533			
Totals	12 Years	205-156	.568	102-88	.536	7 tournaments, 2 NCAA Sweet 16
Nevada	5 Years	79-74	.516	42-44	.488	1 WAC title, 1 NCAA Sweet 16
Stanford	4 Years	80-47	.630	45-27	.625	4 tournaments, 1 NCAA Sweet 16
LSU	3 Years	46-35	.568	15-17	.469	1 SEC Title, 1 NCAA 2nd Rd.

CAREER SPECIALTY NUMBERS

CAREER DOUBLE-FIGURE GAMES

Storm Warren 25
 Andre Stringer 11
 Ralston Turner 11
 Malcolm White 8
 Aaron Dotson 7
 Dennis Harris 5
 Garrett Green 3
 Matt Derenbecker 2

CAREER DOUBLE-FIGURE REBOUNDS

Storm Warren 12
 Malcolm White 2
 Garrett Green 1

CAREER DOUBLE-DOUBLES

Storm Warren 11
 Malcolm White 2
 Garrett Green 1

CAREER THREE-POINTERS

Ralston Turner 34
 Andre Stringer 33
 Aaron Dotson 20
 Matt Derenbecker 12
 Chris Bass 11
 Daron Populist 7
 Dennis Harris 5
 Garrett Green 5
 Jalen Courtney 1

CAREER ASSISTS

Chris Bass 181
 Aaron Dotson 61
 Andre Stringer 41
 Eddie Ludwig 29
 Storm Warren 27
 Ralston Turner 23
 Daron Populist 15
 Garrett Green 15
 Dennis Harris 14
 Matt Derenbecker 12
 Malcolm White 4

CAREER BLOCKS

Storm Warren 74
 Garrett Green 22
 Malcolm White 19
 Aaron Dotson 19
 Dennis Harris 15
 Chris Bass 7
 Andre Stinger 4
 Eddie Ludwig 3
 Ralston Turner 3
 Matt Derenbecker 1

CAREER STEALS

Storm Warren 65
 Chris Bass 41
 Eddie Ludwig 25
 Garrett Green 24
 Aaron Dotson 18
 Andre Stringer 17
 Dennis Harris 10
 Ralston Turner 10
 Matt Derenbecker 5
 Malcolm White 4
 Daron Populist 1

2010-11 LSU Men's Basketball Roster

NO.	NAME	CL.	POS.	HT.	WT.	EXP.	HOMETOWN/LAST SCHOOL
3	Garrett Green	Jr.	F	6-11	230	2VL	Woodland Hills, Calif/Taft HS
4	Chris Bass	Jr.	G	6-1	185	2VL	Baton Rouge, La./Lee Academy (Ma.)
5	Malcolm White	Jr.	F	6-9	225	RS	Baton Rouge, La./Ole Miss
10	Andre Stringer	Fr.	G	5-9	170	HS	Jackson, Miss./Forest Hill HS
13	Eddie Ludwig	So.	F	6-9	215	1L	Metairie, La./Metairie Park Country Day
14	Jalen Courtney	Fr.	F	6-8	210	HS	Jackson, Miss./Provine HS
15	Dennis Harris	So.	F	6-11	190	1L	Jonesboro, Ga./Mundy's Mill HS
21	Matt Derenbecker	Fr.	F	6-7	185	HS	Metairie, La./Metairie Park Country Day
22	Ralston Turner	Fr.	G	6-6	193	HS	Muscle Shoals, Ala./Muscle Shoals HS
24	Storm Warren	Jr.	F	6-7	230	2L	Monroe, La./Richwood HS
25	Daron Populist	So.	G	5-10	170	1L	Slidell, La./Salmen HS
41**	Justin Hamilton	Jr.	C	6-11	260	TR	Alpine, Utah/Iowa State
45	Aaron Dotson	So.	G	6-4	205	1L	Seattle, Wash./Rainier Beach HS
55**	Andrew Del Piero	So.	C	7-2	286	RS	Austin, Texas/Westlake HS

**redshirt in 2010-11 after transferring from Iowa State; **redshirt in 2010-11

Head Coach: Trent Johnson (Boise State, '86), 3rd year at LSU

Assistant Coach: Donny Guerinoni (Nevada, '01), 3rd year at LSU

Assistant Coach: Lynn Nance (Washington, '65), 1st year at LSU

Assistant Coach: Brent Scott (Rice, '03), 3rd year at LSU

Director of Basketball Operations: Nick Robinson (Stanford, '05), 2nd year at LSU

Executive Asst. to Head Coach: Brittany Carvalhido (Oklahoma State, '05), 1st year LSU men, 3rd year at LSU

A High School Correction

We must make note that there is a mistake in the written media guide publications on the high school of LSU's Andre Stringer ... He is actually from Forest HILL High School in Jackson, Miss., not Forest Park as appears in the guide ... He is one of two players from Jackson as Jalen Courtney came to LSU from Provine High.

Transactions

Center Andrew Del Piero was redshirted prior to the beginning of the season ... Dennis Harris sprained his left ankle the week of the season opener ... Missed the first seven games, but returned against Central Michigan (12/11) ... Eddie Ludwig saw limited time in mid-December due to a cut on his head ... Dennis Harris was unable to return to the team (12/26) after the Christmas break because of bad weather in Atlanta ... Missed last two games ... Coach Johnson announced he would miss Jan. 2 game with Virginia because of academic obligations (1/3, 1/4) ... **LATEST UPDATES AS OF WEDNESDAY EVENING -- Storm Warren missed the Virginia game (1/2) because of tendonitis in right achilles ... Listed as questionable for the Auburn game ... Ralston Turner late in the second half of the Virginia game suffered a stress reaction in his right foot ... Listed as doubtful for the Auburn game ... Dennis Harris availability for trip still to be determined.**

The Numbers Game

Here are some of the important numbers with the LSU basketball program:

103 -- This is the 103rd season of basketball at LSU.

33-4 -- LSU record in Trent Johnson era when scoring at least 70 points.

3-21 -- Central Michigan win (12/11) was team's third when scoring less than 60 in the Trent Johnson era (59-55).

2-2 -- LSU record in overtime in Trent Johnson era (1-1 this season, C. Carolina, 12/13, McNeese 12/16)

5 -- No of wins in the Trent Johnson era when LSU trailed both at the 10 and 5 minute marks (last Central Michigan, 12/11)

1 -- One loss in Trent Johnson era when LSU scores at least 80 points (Aub, 1/20/10)

11 -- Number of career double doubles by Storm Warren (two this season)

10-0 -- Record when LSU shoots 50 percent or better in the Trent Johnson era (3-0 this year)

7 -- Number of times LSU has won when outrebounded in Trent Johnson era (7-21 record)

37-11 -- Record when LSU out rebounds opponent, but two losses this year (Nicholls, Memphis).

42-5 -- Record when LSU out shoot opponents.

1406 -- Number of LSU wins in program history (1,400 came 11/24 vs. Centenary)

6 -- Number of SEC titles LSU has won since 1980 (second most in SEC)

3 -- Number of SEC Championships won or shared since 2000 (2000, 2006, 2009)

10 -- Number of SEC championships LSU has won, second most in league.

Last Game - Virginia 64, LSU 50 (Jan. 2 -- Charlottesville, Va.)

LSU again put itself in a hole early on the road after tying the game at 2-2, the Cavaliers scored eight straight points to put LSU playing from behind at 10-2 ... The Tigers would tie the game at 12, but Virginia quickly moved back in front and led 26-22 at the half ... The Tigers did take two one-point

leads in the first three minutes of the second half, but Virginia then went on a 16-1 run over the next six minutes to go up 46-32 ... LSU would get as close as six before the game was over ... Garrett Green hit 6-of-9 field goals to score 12 points, his third double figure game in the last five, and Malcolm White and Ralston Turner (who left the game in the second half with a right foot stress reaction) each had 11 points ... Storm Warren dressed but did not play with tendonitis in his right Achilles ... LSU shot 35.3 percent (18-of-51) but for the first time away from the PMAC struggled from the arc, making just 3-of-13 ... The Tigers were out rebounded, 36-32.

Let SEC Television Begin

With the start of league play, every game will be televised as part of the second year' of the league's 15-year package with ESPN and CBS that also involves FSN and CSS/CST ... This is the first of three Saturday night appearances on FSN for LSU, before settling in on its primary home for the second year, the SEC Network for the majority of its league games ... League games are also available outside the SEC viewing area on ESPN3.

They All Start 0-0

It's right there in the rule book, it says the standings start over when the league begins ... So all 12 teams are playing for the early lead today and tonight when the SEC season begins its 16-game run.

The Tigers are 42-35 in SEC openers, but one has to go back to the 2006 season to find a win in an SEC opener when LSU won at Arkansas, 63-58 ... Only three times in the last decade (2000, 2004 and 2006) did LSU win its conference opener.

LSU's last road conference win was on Feb. 28, 2009, when LSU clinched the 2009 SEC title with a 73-70 win at Kentucky.

About Auburn, The Series

The Auburn Tigers come into the league opener on a bit of a good run, having won four straight games at home against USC-Upstate, Georgia Southern, Grambling and Florida State ... The Tigers are coming into SEC play off a 65-60 win over the Seminoles on Monday night ... Josh Langford hit four treys and scored 16 points to lead Auburn, while Rob Chubb had 10 points as did Earnest Ross (with 11 rebounds) ... Auburn shot almost 47 percent for the game (22-of-47) and made 8-of-19 three-pointers ... Florida State did out rebound Auburn, 40-33.

The LSU Tigers lead the series, 80-61, dating back to the first meeting in 1912 ... Auburn has won the last three (including two last year) and five-of-the-last-seven ... Auburn leads the series, 34-32, in games played in Auburn ... This will be the first SEC game played in the new Auburn Arena.

Tony Barbee is in his first year as the Auburn head coach after four years as the head coach at the University of Texas-El Paso ... This will be the first time he has faced an LSU team.

Season 40 At PMAC

It was the 1971-72 season that the first game was played in the then LSU Assembly Center, although the Tigers had to open on the road for the first five games before returning home to open the building on Jan. 3, 1972 against Vanderbilt, an 80-73 loss. The Tigers got their first win in the building on Jan. 6, 1972 against Georgetown, 90-71.

Last year, LSU was 11-7 in the Maravich Center, 9-1 in non-conference games ... LSU finishes non-conference play 7-3 this season and 460-157 (74.5) all-time in the building and 247-36 in non-conference games (.873) ... Trent Johnson is 28-5 in home non-conference games.

Success At Home

The PMAC has proved to be a difficult place to play as since the start of the 2002-03 season, LSU has won 114 games, an average of 13.6 wins per year. LSU's win total is second only to Florida in the same time period (through play on Tuesday):

Florida 128
LSU 114
 Vanderbilt 109
 Kentucky 108
 Tennessee 105
 Alabama 102
 Arkansas 100
 Mississippi State 95
 South Carolina 92
 Auburn 91
 Ole Miss 90
 Georgia 84

On The Road

The win by the Tigers at South Alabama on Nov. 28 marked the first win on an opponent's home court since the Tigers beat Kentucky on Feb. 28, 2009 ... Between home and neutral courts a year ago, LSU was 0-13, compared to the championship year of 2009 when LSU was 8-6, including

CAREER DOUBLE-DOUBLES

STORM WARREN (11)

Game	Date	Pts	Reb
Alcorn State	11/20/08	11	11
ULM	11/13/09	15	12
Indiana State	11/16/09	14	12
Western Ky.	11/17/09	20	11
UL-Laf.	12/1/09	18	16
N'wesern st.	12/12/09	21	16
SE Louisiana	12/14/09	14	12
Nicholls	12/17/09	13	11
Auburn	1/20/10	17	11
UT-Martin	11/18/10	12	11
Houston	11/30/10	12	11

MALCOLM WHITE (2)

Game	Date	Pts	Reb
UT-Martin	11/18/10	12	15
Southern	12/27/10	16	11

GARRETT GREEN (1)

Game	Date	Pts	Reb
Wichita St	12/18/10	15	13

LSU Scoring Runs

5-0	20
6-0	13
7-0	8
8-0	5
9-0	5
10-0	5
11-0	2 (UTM, C. Mich)
12-0	
13-0	
14-0	1 (Centenary)

Opp. Scoring Runs

5-0	13
6-0	11
7-0	9
8-0	6
9-0	5
10-0	
11-0	1 (C. Mich)
12-0	
13-0	1 (Rice)
14-0	1 (C. Carolina)

COMPARING THE STATISTICS

Overall	LSU	AU
Scoring Average	68.1	65.3
Opp. Scoring Average	63.1	64.0
Scoring Margin	+5.0	+1.3
FG Percentage	41.9	41.2
Opp. FG Percentage	39.3	42.1
3 PT FG Pct.	36.9	33.6
Opp. 3 PT FG Pct.	29.5	36.5
3FGs per Game	6.5	5.6
FT Percentage	67.4	67.2
Opp. FT Percentage	67.8	63.1
FT Made Per Game	16.1	15.4
Rebound Avg.	36.9	35.4
Opp. Rebound Avg.	35.3	33.9
Rebound Margin	+1.6	+1.6
Assists Average	12.2	12.6
TO Average	14.3	14.4
Blocks Average	3.9	3.7
Steals Average	6.5	8.9

6-3 in SEC play ... In program history, LSU is 401-571 on opponent's home courts ... Trent Johnson is 7-14 in true road games and 9-24 in all games away from the Maravich Center.

LSU Second In SEC Titles Over Last 30 Years

LSU has won 10 Southeastern Conference titles in its first 102 seasons and six of those have come since the 1980-81 seasons, which is second only to the 12 that Kentucky has won during that time period. Florida is third with four. Tennessee (3), Mississippi State (2), Alabama (2) and Arkansas (2) are the only ones with multiple conference regular season titles in that time period.

Shooting The Ball

Three times this season, LSU has been able to shoot at least 50 percent from the field ... The first came in the opening game of the season (Nov. 12) against Northwestern State when LSU shot 60 percent (24-of-40) ... It marked the first time LSU shot 60 percent from the field since shooting 63.6 percent against Grambling State on Dec. 13, 2008 ... LSU's 32 free throw makes in the game were the seventh most free throw makes in LSU history.

At South Alabama (11/28), LSU was 16-of-24 in the first half to propel a 25-of-47 shooting game (53.2 percent) ... LSU was 12-of-17 from the three-point arc and shot 70.6 percent ... LSU made it two straight games at 50 percent or better against Houston (11/30), making 17-of-30 in the first half enroute to a 26-of-52 night (50.0%).

The Tigers are now 3-0 this year when shooting 50 percent or better and 10-0 overall in the Trent Johnson era.

In the last five games (1-4 record), LSU was 105-of-294 from the field (35.7 percent), having a best percentage of 37.1 percent (23-of-62) in the win over Southern ... LSU has not shot over 40 percent since the Dec. 16 win over McNeese State and in the seven losses, LSU has shot over 40 percent just one time ... LSU is 10th in the league in field goal percentage at 41.9 percent and sixth in field goal defense at 39.3 percent.

The Arc

LSU fell below 40 percent from the three-point line for the season after going 7-of-22 (31.8%) against Coastal (12/13) ... The Tigers are 97-of-263 or 36.9 percent, third in the league behind Kentucky and Vanderbilt, with the percentage falling 0.8 after the 3-of-13 at Virginia.

LSU has made an average of 6.5 treys a contest, an improvement from last season when LSU made 141 threes (an average of 4.5 a game) ... LSU made just 28.7 percent a year ago from the arc ... Last year, Aaron Dotson as a freshman made seven treys ... Through 15 games, he has 12; in fact, he is 12-of-24 for the season ... Ralston Turner has moved into the team lead for three-pointers with 34, one more than Andre Stringer ... The quartet of Stringer, Turner, Dotson and Matt Derenbecker have made 91 of LSU's 97 treys ... But LSU may be without Turner's 34 treys as he is doubtful for the Auburn game.

The South Alabama game, with LSU making 70.6 percent, marked the first time LSU had hit 70 percent in a game since Jan. 7, 1989 when LSU was 7-of-9 from the three-point line against Auburn (77.8 percent) ... Twice this season at South Alabama and at Rice, LSU has made 12 treys.

The Free Throws

LSU's season percentage is now at 67.4 percent (242-of-359) for the season ... LSU has shot 14 more free throws than the opponents and made eight more than opponents ... Those numbers were over 30 made and over 40 attempts in favor of LSU prior to the last two games ... LSU is now eighth in the league in free throw percentage ... In the last four games, LSU is 38-of-67 from the free throw line (56.7 percent), dropping LSU's percent from the low 70 percent to its present position.

Eddie Ludwig leads the team at 80.6 percent (25-of-31), with Andre Stringer dropping below 80 percent for the first time this season after three misses at Rice (12/29), now at 78.8 percent (63-80). Aaron Dotson is hitting at a 76.4 percent clip (42-55) ... Stringer is seventh in the league in free throw percentage.

Player Efficiency Quota

Like the quarterback ratings in the NFL, the NBA uses an efficiency scale to determine its top players ... It's the plus or minus number coaches look at when determining the success of a player's game night ... The quotient is based on a plus-minus + total of: (Points + Rebounds + Assists + Steals + Blocks) minus ((Field Goal Attempts - Field Goals Made) + (Free Throw Attempts - Free Throws Made) + Turnovers) ... Here is what the crack research staff at LSU came up with when applying the formula to some of the LSU players and their efficiency quota average coming into Sunday's game:

Storm Warren - +11.7, unchanged DNP

Andre Stringer - + 10.5, down 0.6

Malcolm White -- +9.8, unchanged

Ralston Turner -- +8.9, down 0.2

Aaron Dotson -- +8.6, plus 0.3

Garrett Green -- +6.9, plus 0.3

Eddie Ludwig -- +4.9, down 1.0

Chris Bass -- +4.5, down 0.3

Matt Derenbecker -- +3.9, down 0.3

The figure also comes into played in individual game totals and here are some of the best this year -- +25, Aaron Dotson vs. Memphis (11/21); +24, Storm Warren vs. Houston (11/3); +22, Andre Stringer, South Alabama (11/28); +22, Garrett Green, Wichita State (12/18); +22 Malcolm White, Southern (12/27).

Healthy Aaron Dotson

Hard work and patience has paid off for the Seattle sophomore as he has been able to play with confidence and full speed this season ... A knee injury at Rainier Beach HS caused him to miss most of his senior season after signing with LSU and it shook his confidence as a college freshman ... Fans are now seeing what coaches saw in practices and scrimmages from day one this year how far he has come ... Against Northwestern State (11/12), Dotson hit 5-of-5 field goals (one of only two players in the SEC to be perfect from the field on opening night) and scored 17 points in 27 minutes of play ... Against UT-Martin, Dotson hit 4-of-8 field goal attempts and 5-of-6 at the line to get 13 points and six rebounds in 19 minutes ... Against Memphis (11/21), Dotson scored 12 points and had one of the rare four-point plays with a long three-pointer and a free throw ... He has been in double figures in four of the games this season and hit 33-of-79 overall from the field and 12-of-24 from the arc, averaging 8.0 points a game, compared to 3.2 points a season ago.

Dotson has been less of a scorer in the past six games, making just 5-of-25.

Chris Bass Turning Assist Numbers

The junior, whose brother Brandon, was 2005 SEC Player of the Year and plays now for the NBA Orlando Magic, last year was one of the tops in the SEC in assist-to-turnover ratio with 97 assists and just 38 turnovers ... Only twice this year has he not an equal or positive assist-to-turnover ratio and had the best game of his career at Rice (12/29) when he had eight assists and just one turnover in 24 minutes of play ... For Bass, it marked the first eight assist game for an LSU player since Garrett Temple had nine in 2009.

Bass now has 41 assists and 23 turnovers ... In his career, Bass has 181 assists and 75 turnovers (career 2.4 assist-to-turnover ratio).

Andre Stringer

The freshman from Jackson had a unique streak of being the Tigers top scorer in each of the first six games and double figures for the first seven ... He leads the team in scoring at 13.9 points per game, 17th in the league ... He has made four treys in a game five times and has 33 for the season (33-of-86), 38.4 percent) ... He is also averaging 2.3 rebounds, 2.7 assists while playing 28.7 minutes a game ... Stringer has been compared to Darrel Mitchell, the point guard who could also shoot the three in 2006 when LSU went to the NCAA Final Four ... He ranks 14th in the league in assists and eighth in three-pointers made per game (2.2).

Ralston Turner

Turner's SEC start appears to be heading for a delay after suffering a stress reaction in his right foot in the second half of the Virginia game (1/2) ... The freshman had the best game by any LSU player this season against McNeese State (12/16), scoring 23 points ... But what he did against Wichita (12/18) may have been even more impressive as he scored all 21 points in the second half to lead LSU to a rally from 17 down in the first half to take the lead ... He became the first player this season to go back-to-back 20-plus point games and he had five treys in the game, tied for the second most by a player in the Trent Johnson era at LSU ... He is second on the team averaging 13.7 points per game and 3.1 rebounds ... He also became the first Tiger in almost a year to play more than 40 minutes, playing 41 in the overtime contest with McNeese ... Turner has started each of the first 15 games for LSU.

Freshman Scoring

Turner and Stringer are leading the freshman scoring group for the team that has accounted for 48.5 percent of the scoring and 24 of LSU's 43 double figure scoring games this season (Stringer 11, Turner 11, Matt Derenbecker 2).

Storm Warren

The veteran member of this team without a senior as far as starts and playing time, Warren had started 44 consecutive games dating back to last year until he came off the bench at Rice (12/29) to score seven points and nine rebounds ... He had played in 48 consecutive games dating back to the end of the 2009 regular season until missing the game at Virginia (1/2) ... He had his second double

TIGER TRENDS

LSU RECORD...	10-11	COACH J.ERA
In November	5-2	13-4
In December	3-4	14-7
In January	0-1	7-12
In February		9-7
In March		3-5
In April		
LSU vs. AP Ranked Opponents		
At home		0-4
On the road		0-1
Neutral	0-1	1-3
LSU's Record in Games...		
Decided by 5 pts or less	1-1	10-6
Decided by 10 pts or less	2-5	17-19
Decided by 11 pts or more	6-2	29-16
At night	7-6	34-21
During the day	1-1	12-14
Decided in Overtime	1-1	2-2
Televised	5-5	24-31
LSU's Record When Scoring...		
Less than 60 points	1-3	3-21
60-69 points	1-4	10-10
70-79 points	4-0	17-3
80-89 points	2-0	12-1
90-99 points		4-0
100 or more points		
LSU's Record When Allowing...		
Less than 60 points	5-0	19-3
60-69 points	2-2	19-10
70-79 points	1-5	7-20
80-89 points		0-7
90-99 points		1-1
100 or more points		
LSU's Record When...		
Leading at the half	5-3	36-11
Losing at the half	0-4	7-25
Tied at the half		3-2
Lead 10 minutes left	7-0	39-3
Losing 10 minutes left	1-7	5-31
Tied 10 minutes left		2-1
Lead 5 minutes left	7-0	40-1
Losing 5 minutes left	1-7	5-34
Tied 5 minutes left		1-0
LSU's Record When Shooting...		
50% or higher	3-0	10-0
Less than 50%	5-7	36-35
Better than opponent	8-1	42-5
Worse than opponent	0-6	4-30
Even Shooting		
More 3PT FGs than opp.	3-3	19-7
LSU's Record When...		
Outrebounding opp.	7-2	37-11
Outrebounded by opp.	1-5	7-23
Equal rebounds		2-1
LSU's Record When Committing...		
Fewer TO than opp.	3-4	26-15
More TO than opp.	5-2	16-16
Equal TO	0-1	4-4
15 or fewer TO	5-5	31-28

TRENT JOHNSON ERA INDIVIDUAL SUPERLATIVES

Points

1. 41 Tasmin Mitchell - at Miss. St. (2-11-09)
2. 38 Tasmin Mitchell - vs. Aub. (1-20-10)
3. 33 Marcus Thornton - vs. SE La (1-3-09)
4. 32 Marcus Thornton - vs. Fla. (2-24-09)
5. 31 Marcus Thornton - vs. Miss. St. (1-21-09)
6. 30 Marcus Thornton - 3 times
6. 30 Tasmin Mitchell - vs. SC (1-14-09)

FG Made

1. 15 Tasmin Mitchell - vs. Aub (1-20-10)
2. 12 Tasmin Mitchell - at Miss. St. (2-11-09)
2. 12 Tasmin Mitchell - at Georgia (2-4-09)
4. 11 Tasmin Mitchell - vs. Nicholls (12-17-09)
4. 11 Marcus Thornton - 3 times

3FG Made

1. 6 Marcus Thornton - vs. Florida (2/24/09)
2. 5 Ralston Turner - vs. Wichita (12/18/10)
2. 5 Marcus Thornton - twice
2. 5 Bo Spencer - twice
7. 4 Andre Stringer - five times
7. 4 Aaron Dotson - at S. Alabama (11/28/10)
7. 4 Ralston Turner - at Rice (12/29/10)
7. 4 15 other times

FT Made

1. 15 - Tasmin Mitchell - vs. Miss. St (2-11-09)
2. 12 - Marcus Thornton - Auburn (2-21-09)
3. 11 - Andre Stringer - vs. Houston (11/30/10)
3. 11 - Tasmin Mitchell - NW State (12-12-09)
5. 10 - Marcus Thornton - Florida (2-24-09)
5. 10 - Tasmin Mitchell twice

Rebounds

1. 18 Tasmin Mitchell - vs. SE La. (12-14-09)
2. 17 Tasmin Mitchell - vs. Tennessee (2-4-10)
3. 16 Storm Warren - vs. NW State (12/12/09)
3. 16 Storm Warren - vs. UL-Laf (12-1-09)
5. 15 Malcolm White - vs. UT-Martin (11/18/10)
5. 15 Tasmin Mitchell - Cal St Full (12/2/08)

Assists

1. 9 Garrett Temple - vs. Ole Miss (2/14/09)
1. 9 Garrett Temple - vs. Ole Miss (1/17/09)
3. 8 Chris Bass -- at Rice (12/29/10)
4. 7 Garrett Temple - vs. Cal St Full (12/2/08)
5. 6 Bo Spencer - vs. Florida (2/24/09)
5. 6 Garrett Temple - 4 times
5. 6 Chris Bass - 4 times

Blocks

1. 7 Chris Johnson - vs. Arkansas (1/31/09)
2. 6 Chris Johnson - twice
4. 5 Chris Johnson - Nicholls State (12/17/08)
5. 4 Chris Johnson - 10 times
5. 4 Storm Warren - vs. Houston (11/30/10)

Steals

1. 7 Marcus Thornton - vs. Arkansas (2/18/09)
2. 6 Tasmin Mitchell - vs. UL-Laf (12/31/08)
2. 6 Garrett Temple - twice
5. 5 Tasmin Mitchell - vs. Kentucky (2/28/09)
5. 5 Garrett Temple - vs. Xavier (1/24/09)
5. 5 Bo Spencer - vs. S. Carolina (1/14/09)
5. 5 Storm Warren - vs. Arkansas (2/24/10)
5. 5 Chris Bass - NW State (11/12/10)

double of the season at home against Houston (11/30) with 12 points and 11 rebounds ... Warren had his fourth double figure game against North Texas, hitting 5-of-11 shots for 10 points ... He now has 11 career double doubles ... The other came against UT-Martin (11/18) when he also had 12 points and 11 rebounds ... He had one of his double doubles as a freshman, eight last season and now two as a junior ... He was two off his career high in boards when he pulled down 14 against Nicholls State (11/16) ... He is averaging a team best 6.8 rebounds a game this season and 7.5 points per game.

Malcolm White

White became the 38th player in LSU history to grab at least 15 rebounds in a game, hitting that number against UTM (11/18) in recording his first collegiate double double ... White, who played at Ole Miss for two seasons, before transferring and sitting out last year under NCAA transfer rules, had 12 points, 15 rebounds and three blocks in 31 minutes ... White came off the bench for the first time at LSU against Southern (12/27) with 15 points and 11 rebounds ... He is averaging 8.8 points (now third on the team) and 5.5 rebounds a game ... He has the best field goal percentage on the team at 50.0 percent (49-98) ... White now has eight double figure scoring games, including three of the last four.

Garrett Green

Green is probably the healthiest he has been at LSU, fighting back problems all through his career ... Twice after scoring eight points off the bench against Memphis (11/21) and Centenary (11/24), he came back and just missed his first double digit scoring game with nine points in 20 minutes against Coastal Carolina (12/13) ... But against Wichita (12/18), Green came up big with career highs in minutes, points and rebounds to record his first double double with 15 points and 13 rebounds on a 3-of-7 night from the field with a trey and 8-of-12 at the charity stripe to go with two blocks and one steal ... The consistency Coach Johnson wanted to see may have shown for the first time in the North Texas game as he followed the double double with his second ever double figure scoring game of 10 points and five boards in 16 minutes.

For the season, after his third double figure scoring game in the last five (12 at Virginia on 6-of-9 field goal shooting, 1/2), Green is averaging 5.5 points per game and 5.1 rebounds a game and 14.5 minutes a game. .

Seven Former Tigers Playing In NBA This Season

With the recent resigning of Ronald Dupree to the Toronto Raptors, there are now seven former LSU players in the NBA:

Brandon Bass, Orlando Magic – 2nd season with Orlando, sixth in NBA

For the season, Bass is averaging, 11.1 ppg, 5.3 rpg, including 21 pts vs. Boston, Christmas Day

Glen Davis, Boston Celtics – 4th season with Boston

For the season, Davis is averaging 12.2 ppg, 5.7 rpg, including a 15 pts-11 reb game ½ vs. Toronto

Shaquille O'Neal, Boston Celtics – 1st season with Boston, 19th in the NBA

For the season, Shaq is averaging 10.2 ppg, 5.4 rpg

Anthony Randolph, New York Knicks – 1st season with Knicks, 3rd in the NBA

For the season, Randolph is averaging 2.0 ppg, 2.5 rpg ... Did not play last five (coach's decision)

Ronald Dupree, Toronto Raptors – 1st season with Raptors, 6th in the NBA

For the season, Dupree is averaging 3.5 ppg, 2.2 rpg ... re-signed and played last three games

Tyrus Thomas, Charlotte Bobcats – 1st full season with Charlotte, fifth in NBA

For the season, Thomas is averaging 11.3 ppg, 5.4 rpg, 1.6 bpg.

Marcus Thornton, New Orleans Hornets – 2nd season with Hornets

For the season, Thornton is averaging 6.6 ppg, 2.7 rpg ... Last double figure game Dec. 22.

The NBA D-League features former LSU point guard Randy Livingston in his first season as the head coach of the Idaho Stampede. Rookie Tasmin Mitchell is playing for the Erie Bayhawks, while Darnell Lazare is on the roster of the Maine Red Claws. Lazare was a member of the 2006 Final Four team. Chris Johnson is on the roster for the Dakota Wizard and Temple, who started the season with the Spurs, is now playing with Mitchell at Erie.

LSU Adds Two Important Signees During Early Signing Period; One Redshirt Waits To Play

Coach Trent Johnson announced on Wednesday that the LSU athletics department had received and approved two National Letters of Intent from players for the 2011-12 men's basketball season.

The players are John Isaac, a 6-4, 215-pound guard from New Llano, La., who attends Pickering High School; and, Johnny O'Bryant, a 6-9, 245-pound power forward from Cleveland, Miss., and East HS.

"It is a good day for Tiger basketball," said Coach Johnson. "Obviously, these are two quality young men who happen to be very, very good basketball players. They fit into the direction in which our program is headed, and that means playing elite level college basketball."

Isaac missed all of last season with a torn left ACL, but as a sophomore he averaged a double double with 18.5 points and 11.5 rebounds. He shot 59 percent from the field and averaged 8.6 assists and 1.8 steals. He was First-Team All-District that year in his fourth season of varsity competition for Pickering. He has been a starter on the Pickering varsity since the seventh grade.

O'Bryant is the nation's No. 6 ranked power forward by ESPNU (21st overall in the country) and the No. 8 power forward and nation's 38th player overall according to Rivals.com.

He averaged 15 points and 7.2 rebounds last season as a junior as East reached the Class 3A semifinals. Two years ago, O'Bryant was a member of the USA Basketball U16 team that captured gold in Mendoza, Argentina at the FIBA Americas Championship and followed that up with another gold medal in Hamburg, Germany with the U17 national team.

Also, it should be remembered that also waiting to play for LSU in the 2011-12 season is 6-11 center Justin Hamilton, a transfer after playing for two years at Iowa State ... He is practicing with the team this year.

Tigers Invited to 2011 Charleston Classic

The LSU men's basketball team will be part of the eight-team field for the 2011 Charleston Classic to be contested Nov. 17, 18 and 20, 2011.

The field for the fourth annual tournament in addition to the Tigers includes Georgia Tech, Saint Joseph's, Seton Hall, Tulsa, Virginia Commonwealth, Western Kentucky and Baylor.

The 2011 Charleston Classic, a bracket-format tournament, will feature 12 games over the three days. Each team will compete in one game per day, advancing through a bracket-tournament format. The two teams that remain undefeated throughout will face off in a championship match Sunday, Nov. 20, 2011.

All SEC Teams in Big East/SEC Showdown

ESPN, the BIG EAST Conference and the Southeastern Conference (SEC) have reached an agreement for 12 members from each of the two premier conferences to play each other in a men's college basketball inter-conference Challenge the week after Thanksgiving starting in 2011. ESPN will provide exclusive coverage of all 12 games across ESPN, ESPN2 and ESPNU. The new BIG EAST/SEC Challenge will mark an expansion and modification of the SEC/BIG EAST Invitational, a four-year event from 2007 to 2010 that featured four matchups between the two conferences from two neutral sites.

The new BIG EAST/SEC Challenge format will feature 12 games over three days beginning on the Thursday after Thanksgiving of each year. The 2011 schedule will include four games a day Thursday, Dec. 1 through Saturday, Dec. 3. The event title will alternate to the SEC/BIG EAST Challenge in 2012 and be played Thursday, Nov. 29 through Saturday, Dec. 1.

All 12 games each year will be played at home campus sites with each conference hosting six games a year. SEC teams will alternate home and away games. Twelve of the 16 BIG EAST teams (17 teams in the second year) will participate each year with home, road and no-game assignments determined for 2011 and 2012 in advance of the 2011 event. Matchups, times and network assignments are to be determined.

Next Up-Tigers Come Back To Baton Rouge to Face Arkansas

The Tigers get a game at home next week as they host Arkansas in the Pete Maravich Assembly Center on Wednesday night at 7 p.m. in a game televised regionally on the SEC Network and ESPN3 ... Tickets are on sale at LSUtix.net ... This will be just one of two home games in the month of December for the Tigers.

SCORING BREAKDOWN

CLASS	PTS	PCT.
Freshmen	495	48.5
Sophomores	175	17.1
Juniors	351	34.4
SCORING	PTS	PCT.
Starters	724	70.9
Bench	297	29.1
POINTS IN PAINT	PTS	APG
LSU	348	23.2
Opponents	350	23.3
POINTS OFF TO	PTS	APG
LSU	206	13.7
Opponents	208	13.9
SECOND CHANCE POINTS	PTS	APG
LSU	172	11.5
Opponents	150	10.0
BENCH SCORING	PTS	APG
LSU	297	19.8
Opponents	321	21.4
FT% LAST 5 MINUTES		PCT
LSU	68-98	70.4
Opponents	79-109	72.5
FG% LAST 5 MINUTES		PCT
LSU	54-112	48.2
Opponents	51-109	46.8
3FG% LAST 5 MINUTES		PCT
LSU	15-48	31.3
Opp.	15-41	36.6

W-L RECORDS OF STARTING LINEUPS (G, G, F, F, F or G,G,G,F,F)

1-1 -- Bass, Turner, Dotson, White, Warren
 6-4 -- Stringer, Turner, Dotson, White, Warren
 1-0 -- Stringer, Turner, Dotson, Green, Warren
 0-1 -- Stringer, Turner, Dotson, White, Green
 0-1 -- Stringer, Turner, Dotson, White, Ludwig

LEADING SCORERS -- Stringer 8, Turner 4, Derenbecker 1, White 3, Green

LEADING REBOUNDERS -- Green 4, Warren 5, White 3, Ludwig 1, Turner 2

LEADING ASSISTS -- Stringer 6, Bass 7, Dotson 4, Ludwig 2, Turner 2

TOTAL DUNKS -- White 12, Warren 6, Dotson 3, Turner 3, Green 2, Courtney 1, Bass 1.

DOUBLE FIGURE SCORING GAMES -- Stringer 11, Turner 11, White 7, Dotson 3, Warren 4, Derenebecker 2, Green 3

DOUBLE DOUBLE -- Warren 2, White 2, Green 1

PLAYERS SCORING IN DOUBLE FIGURES BY GAME

0	1	2	3	4	5 or more
	1	5	6	2	1



Garrett Green

Forward * 6-11 * 230 * Junior * 2L * Woodland Hills, Calif. (Taft HS)

3

Top Performances

Points
 Season: 15, vs. Wichita St., 12/18/10
 Career: 15, vs. Wichita St., 12/18/10

Rebounds
 Season: 13, vs. Wichita St., 12/18/10
 Career: 13, vs. Wichita St., 12/18/10

Field Goals Made
 Season: 6, at Virginia, 1/2/11
 Career: 6, at Virginia, 1/2/11

3 PT FG Made
 Season: 1, twice
 Career: 1, five times

Free Throws Made
 Season: 8, vs. Wichita St., 12/18/10
 Career: 8, vs. Wichita St., 12/18/10

Assists
 Season: 1, three times
 Career: 3, at Florida, 1/16/10

Blocks
 Season: 2, twice
 Career: 2, four times

Steals
 Season: 3, vs. Centenary, 11/24/10
 Career: 3, twice

Minutes Played
 Season: 33, vs. Wichita St., 12/18/10
 Career: 33, vs. Wichita St., 12/18/10

Top Career Scoring Games

- 15 -- vs. Wichita State, 12/18/10
- 12 -- at Virginia, 1/2/11
- 10 -- vs. North Texas, 12/22/10
- 9 -- vs. Coastal Carolina, 12/13/10
- 8 -- vs. Centenary, 11/24/10
- 8 -- vs. Memphis, 11/21/10
- 7 -- vs. McNeese, 1/4/10
- 6 -- vs. Arkansas, 2/24/10
- 6 -- at Vanderbilt, 2/13/10
- 6 -- vs. Oregon State, 12/21/07

2008 SEC Freshman Academic Honor Roll

Junior Season (2010-11)


Had a career high of eight against Memphis (11/21) ... Equaled career high in points and set career high in rebounds against Centenary (11/24) ... Career high of nine points on 4-of-6 shooting and two blocks against Coastal Carolina (12/13) ... Had first career double-double and high marks in points, rebounds, minutes played against Wichita (12/18) ... Made it back-to-back double figure games against North Texas (12/22) ... Made his first start of the season vs. Southern (12/27) ... Started against Rice as well (12/29) ... Came off the bench to hit 6-of-9 field goals at Virginia (1/2) and post his third double figure game of 12 points

Green's Game-by-Game Statistics

2010-11	OPONENT	MIN	FG	3FG	FT	REB	PF/D	A	TO	BLK	STL	PTS
Northwestern State	11	1-1	0-0	0-0	6	2-0	0	1	0	0	2	
Nicholls	5	0-1	0-0	0-2	4	1-0	1	0	0	0	0	
Tennessee-Martin	5	1-2	0-0	1-2	3	1-0	0	1	0	1	3	
Memphis (Tupelo)	13	4-7	0-0	0-1	4	5-1	0	0	1	1	8	
Centenary	16	4-9	0-1	0-2	9	1-0	0	0	0	3	8	
at South Alabama	11	0-3	0-0	0-0	5	3-0	0	3	0	1	0	
Houston	14	1-6	0-1	2-4	5	2-0	0	2	0	1	4	
Central Michigan	6	1-1	0-0	0-0	3	0-0	0	0	0	0	2	
Coastal Carolina	20	4-6	0-0	1-3	4	1-0	0	0	2	0	9	
McNeese State	14	1-4	1-1	0-0	3	2-0	1	0	0	0	3	
Wichita St. (Bossier)	33	3-7	1-1	8-12	13	3-0	0	1	2	1	15	
North Texas	16	5-10	0-0	0-0	5	4-0	1	3	0	1	10	
Southern	15	1-6	0-0	1-2	4	3-0	0	2	1	0	3	
at Rice	12	2-5	0-0	0-0	3	3-0	0	0	0	1	4	
at Virginia	27	6-9	0-1	0-2	5	2-0	0	3	1	1	12	
at Auburn												
Arkansas												
at Kentucky												
Ole Miss												
at Tennessee												
at Alabama												
South Carolina												
Mississippi State												
at Ole Miss												
at Arkansas												
Alabama												
Florida												
at Miss. State												
Vanderbilt												
at Georgia												
Auburn												
SEC Tournament												

Garrett Green's Career Stats

YEAR	GP-GS	MIN/AVG	FG-FGA	PCT.	3FG-FGA	PCT.	FT-FTA	PCT.	REB.-AVG	PF-FO	AST	TO	BLK	STL	PTS-AVG.
07-08	25-1	241-9.6	20-47	.426	2-5	.400	3-7	.429	40-1.6	41-1	3	11	5	1	45-1.6
08-09	Redshirt														
09-10	30-11	320-10.7	27-80	.338	1-4	.250	8-27	.296	74-2.5	51-1	9	30	10	12	63-2.1
10-11	15-2	218-14.5	34-77	.442	2-5	.400	13-30	.433	76-5.1	33-1	3	16	7	11	83-5.5
Totals	70-14	779-11.1	81-204.	.397	5-14	.357	24-64	.375	190-2.7	125-3	15	57	22	24	191-2.7



Chris Bass

Guard * 6-1 * 185 * Junior * 2L *Baton Rouge, La. (Lee Academy Prep)

4

Top Performances

Points
 Season: 6, vs. Central Mich., 12/11/10
 Career: 7, twice

Rebounds
 Season: 5, vs. Centenary, 11/24/10
 Career: 8, vs. Grambling, 12/13/08

Field Goals Made
 Season: 2, three times
 Career: 3, three times

3 PT FG Made
 Season: 1, at Rice, 12/29/10
 Career: 2, twice

Free Throws Made
 Season: 2, twice
 Career: 3, at Utah, 1/2/10

Assists
 Season: 8, at Rice, 12/29/10
 Career: 8, at Rice, 12/29/10

Blocks
 Season:
 Career: 2, vs. Utah, 1/2/10

Steals
 Season: 5, vs. NW St., 11/12/10
 Career: 5, vs. NW St., 11/12/10

Minutes Played
 Season: 24, at Rice, 12/29/10
 Career: 36, vs. N'western St., 12/12/09

- Top Career Scoring Games**
1. 7 vs. Connecticut, 11/25/09
 1. 7 vs. ULM, 11/13/09
 3. 6 vs. C. Michigan, 12/11/10
 3. 6 at Florida, 1/16/10
 3. 6 vs. Southeastern, 12/14/09
 3. 6 vs. Grambling
 7. 5 vs. Kentucky, 2/6/10
 7. 5 vs. Louisiana Lafayette, 12/1/09
 7. 5 vs. Alabama, 2/8/09
 10. 4 five times

Junior Season (2010-11)

Career high in steals of 5 vs. NW State (11/12) in the opener ... Back on track with assists, getting 5 with no turnovers versus UTM (11/18) ... After starting first two games with 2 assists, 6 turnovers, had 14 assists, 3 turnovers last five games ... Bass hit two free throws in the waning seconds to ice the Central Michigan win (12/11) with a season high six points ... Career high in assists, first player to have 8 or more since 2009

Bass' Game-by-Game Statistics

2010-11	OPPONENT	MIN	FG	3FG	FT	REB	PF/D	A	TO	BLK	STL	PTS
	Northwestern State	18	1-1	0-0	2-4	2	2-0	2	5	0	5	4
	Nicholls	10	0-0	0-0	0-2	2	0-0	0	1	0	0	0
	Tennessee-Martin	16	2-3	0-0	0-0	3	3-0	5	0	0	0	4
	Memphis (Tupelo)	17	0-1	0-0	0-0	2	0-0	4	1	1	0	0
	Centenary	16	1-2	0-0	1-3	5	1-0	1	1	0	0	3
	at South Alabama	12	0-0	0-0	1-4	2	2-0	0	0	0	0	1
	Houston	20	1-1	0-0	0-0	1	1-0	4	1	0	0	2
	Central Michigan	17	2-5	0-0	2-2	4	0-0	4	3	0	1	6
	Coastal Carolina	14	2-2	0-0	0-0	0	2-0	1	1	0	0	4
	McNeese State	11	0-1	0-0	0-0	3	0-0	2	1	0	0	0
	Wichita St. (Bossier)	20	1-3	0-0	0-0	0	0-0	2	1	0	2	2
	North Texas	21	0-2	0-0	0-0	2	1-0	4	2	0	1	0
	Southern	15	0-1	0-0	0-0	2	0-0	2	3	0	1	0
	at Rice	24	1-2	1-1	0-0	1	0-0	8	1	0	2	3
	at Virginia	22	1-5	0-2	0-0	3	2-0	2	2	0	0	2
	at Auburn											
	Arkansas											
	at Kentucky											
	Ole Miss											
	at Tennessee											
	at Alabama											
	South Carolina											
	Mississippi State											
	at Ole Miss											
	at Arkansas											
	Alabama											
	Florida											
	at Miss. State											
	Vanderbilt											
	at Georgia											
	Auburn											
	SEC Tournament											

Chris Bass' Career Stats

YEAR	GP-GS	MIN/AVG	FG-FGA	PCT.	3FG-FGA	PCT.	FT-FTA	PCT.	REB.-AVG	PF-FO	AST	TO	BLK	STL	PTS-AVG.
08-09	28-0	276/9.9	7-26	.269	4-14	.286	5-14	.357	31-1.1	21-0	43	14	1	5	23-0.8
09-10	31-19	744/24.0	28-84	.333	6-33	.182	8-19	.421	73-2.4	51-3	97	38	5	24	70-2.3
10-11	15-2	253-16.9	12-29	.414	1-3	.333	6-15	.400	32-2.1	14-0	41	23	1	12	31-2.1
Totals	74-21	1273-17.2	47-139	.338	11-50	.220	19-48	.396	136-1.8	86-3	181	75	7	41	124-1.7



Malcolm White

Forward * 6-9 * 225 * Junior * Redshirt Transfer * Baton Rouge, La. * Ole Miss

5

Top LSU Performances

Points	
Season:	16, vs. Southern, 12/27/10
Career:	16, vs. Southern, 12/27/10

Rebounds	
Season:	15, vs. UT-Martin, 11/18/10
Career:	15, vs. UT-Martin, 11/18/10

Field Goals Made	
Season:	7, vs. Southern, 12/27/10
Career:	7, vs. Southern, 12/27/10

3 PT FG Made	
Season:	
Career:	

Free Throws Made	
Season:	6, vs. NW St., 11/12/10
Career:	6, vs. NW St., 11/12/10

Assists	
Season:	2, vs. UT-Martin, 11/18/10
Career:	2, vs. UT-Martin, 11/18/10

Blocks	
Season:	3, four times
Career:	3, four times

Steals	
Season:	2, vs. C. Michigan, 12/11/10
Career:	2, vs. C. Michigan, 12/11/10

Minutes Played	
Season:	40, vs. McNeese, 12/16/10
Career:	40, vs. McNeese, 12/16/10

Top LSU Career Scoring Games

1.	16	vs. Southern, 12/27/10
2.	14	vs. Centenary, 11/24/10
3.	13	vs. McNeese, 12/16/10
4.	12	vs. North Texas, 12/22/10
4.	12	vs. C. Michigan, 12/11/10
4.	12	vs. UT-Martin, 11/18/10
4.	12	vs. NW State, 11/12/10
8.	11	at Virginia, 1/2/11
9.	9	vs. Houston, 11/30/10
10.	5	vs. Coastal Carolina, 12/13/10
10.	5	vs. Memphis, 11/21/10

Junior Season (2010-11)

In first game in over a year, scored 12 points in 34 minutes with three blocks against NW St. (11/12/10) ... Had his first college double-double against UTM (11/18) with 12 points, 15 rebounds (9 offensive) ... Made first six shots and had season best 14 against Centenary (11/24) ... Had his fourth double figure game against C. Michigan (12/11) with 12 ... Just missed a double double with 13 points, nine rebounds in the McNeese win (12/16) ... Sixth double figure scoring game against North Texas (12/22) ... In first non-start of the season, comes off the bench and has his second double double against Southern (12/27) ... Had his third double figure scoring game in last four against Virginia (1/2)

White's Game-by-Game Statistics

2009-10	OPPONENT	MIN	FG	3FG	FT	REB	PF/D	A	TO	BLK	STL	PTS
Northwestern State	34	3-8	0-0	6-11	4	4-0	0	4	3	0	12	
Nicholls	10	1-1	0-0	0-0	2	3-0	0	3	1	0	2	
Tennessee-Martin	31	5-13	0-0	2-4	15	2-0	2	3	3	0	12	
Memphis (Tupelo)	17	1-4	0-0	3-4	4	5-1	0	1	1	0	5	
Centenary	21	6-7	0-0	2-2	7	1-0	0	0	0	0	14	
at South Alabama	28	2-4	0-0	0-0	4	2-0	0	0	1	0	4	
Houston	23	4-7	0-0	1-2	2	4-0	0	0	0	1	9	
Central Michigan	30	5-11	0-0	2-4	4	2-0	0	0	2	2	12	
Coastal Carolina	19	2-3	0-0	1-4	3	4-0	0	1	0	0	5	
McNeese State	40	4-5	0-0	5-10	9	3-0	0	2	3	1	13	
Wichita St. (Bossier)	19	1-4	0-0	1-2	1	2-0	0	3	0	0	3	
North Texas	30	4-7	0-0	4-6	7	0-0	0	1	2	0	12	
Southern	24	7-11	0-0	2-4	11	2-0	0	2	3	0	16	
at Rice	13	1-4	0-0	0-0	4	5-1	1	0	0	0	2	
at Virginia	33	3-9	0-0	5-5	6	3-0	1	2	0	0	11	
at Auburn												
Arkansas												
at Kentucky												
Ole Miss												
at Tennessee												
at Alabama												
South Carolina												
Mississippi State												
at Ole Miss												
at Arkansas												
Alabama												
Florida												
at Miss. State												
Vanderbilt												
at Georgia												
Auburn												
SEC Tournament												

Malcolm White's Career Stats

YEAR	GP-GS	MIN/AVG	FG-FGA	PCT.	3FG-FGA	PCT.	FT-FTA	PCT.	REB-AVG	PF-FO	AST	TO	BLK	STL	PTS-AVG.
10-11	15-14	372/24.8	49-98	.500	0-0	.000	34-58	.586	83-5.5	42-2	4	22	19	4	132-8.8
Totals	15-14	372/24.8	49-98	.500	0-0	.000	34-58	.586	83-5.5	42-2	4	22	19	4	132-8.8



Andre Stringer

Guard * 5-9 * 170 * Freshman * HS * Jackson, Miss. (Forest Park HS)

10

Top Performances

Points

Season:	21, twice
Career:	21, twice

Rebounds

Season:	6, vs. McNeese, 12/16/10
Career:	6, vs. McNeese, 12/16/10

Field Goals Made

Season:	7, at S. Alabama, 11/28/10
Career:	7, at S. Alabama, 11/28/10

3 PT FG Made

Season:	4, five times
Career:	4, five times

Free Throws Made

Season:	11, vs. Houston, 11/30/10
Career:	11, vs. Houston, 11/30/10

Assists

Season:	5, three times
Career:	5, three times

Blocks

Season:	2, vs. McNeese, 12/16/10
Career:	2, vs. McNeese, 12/16/10

Steals

Season:	3, twice
Career:	3, twice

Minutes Played

Season:	38, vs. McNeese, 12/16/10
Career:	38, vs. McNeese, 12/16/10

Top Career Scoring Games

- 21 at S. Alabama, 11/28/10
- 21 vs. NW State, 11/12/10
- 19 at Rice, 12/29/10
- 18 vs. Wichita State, 12/18/10
- 16 vs. Coastal Carolina, 12/13/10
- 16 vs. Centenary, 11/24/10
- 15 vs. McNeese, 12/16/10
- 15 vs. UT-Martin, 11/18/10
- 14 vs. Nicholls, 11/16/10
- 13 vs. Houston, 11/30/10
- 13 vs. Memphis, 11/21/10

Freshman Season (2010-11)

Hit four treys in the season opener against NW State (11/12), with five assists in scoring 21 points ... Third straight double figure scoring game against UTM (11/18) with 15 points in his first career start ... Led team for fourth straight game in scoring with big second half against Memphis (11/21) ... 26 free throws made in first four games ... Team lead in scoring streak reaches five vs. Centenary (11/24) ... Streak reached six and he was MVP of Coors Classic in Mobile with another 21 point game that included four treys vs. South Alabama (11/28) ... Didn't lead team in scoring for first time this season vs. Houston (11/30), but did have his seventh straight double figure scoring game ... First game not in double figures against C. Michigan (12/11) ... Stringer had four treys for the fourth time against Coast Carolina (12/13) ... Third best scoring game of the season vs. Wichita with 18 (12/18) ... Hit four treys for the fifth time this season at Rice (12/29).

Stringer's Game-by-Game Statistics

2009-10	OPPONENT	MIN	FG	3FG	FT	REB	PF/D	A	TO	BLK	STL	PTS
Northwestern State	25	5-10	4-9	7-10	3	4-0	5	6	0	0	21	
Nicholls	31	4-13	3-8	3-3	2	0-0	3	0	0	0	14	
Tennessee-Martin	32	3-12	1-7	8-9	2	2-0	1	2	0	3	15	
Memphis (Tupelo)	31	2-6	1-3	8-11	2	3-0	2	3	0	1	13	
Centenary	19	5-7	4-6	2-3	0	1-0	4	1	0	1	16	
at South Alabama	30	7-13	4-6	3-4	4	1-0	3	2	1	2	21	
Houston	24	1-6	0-4	11-12	3	3-0	3	4	0	3	13	
Central Michigan	21	1-6	0-2	6-6	1	3-0	0	6	0	1	8	
Coastal Carolina	33	6-15	4-8	0-0	2	3-0	5	2	0	2	16	
McNeese State	38	5-12	2-5	3-4	6	3-0	5	4	2	0	15	
Wichita St. (Bossier)	32	5-15	2-8	6-8	2	2-0	1	2	0	1	18	
North Texas	20	3-4	1-1	0-0	1	4-0	0	1	1	0	7	
Southern	32	2-11	2-8	0-0	5	1-0	4	1	0	0	6	
at Rice	30	5-12	4-8	5-8	0	5-1	4	2	0	2	19	
at Virginia	35	2-6	1-3	1-2	2	0-0	1	2	0	1	6	
at Auburn												
Arkansas												
at Kentucky												
Ole Miss												
at Tennessee												
at Alabama												
South Carolina												
Mississippi State												
at Ole Miss												
at Arkansas												
Alabama												
Florida												
at Miss. State												
Vanderbilt												
at Georgia												
Auburn												
SEC Tournament												

Andre Stringer's Career Stats

YEAR	GP-GS	MIN/AVG	FG-FGA	PCT.	3FG-FGA	PCT.	FT-FTA	PCT.	REB.-AVG	PF-FO	AST	TO	BLK	STL	PTS-AVG.
10-11	15-13	430-28.7	56-148	.378	33-86	.384	63-80	.788	35-2.3	35-1	41	38	4	17	208-13.9
Totals	15-13	430-28.7	56-148	.378	33-86	.384	63-80	.788	35-2.3	35-1	41	38	4	17	208-13.9



Eddie Ludwig

Forward * 6-9 * 215 * Sophomore * 1L * Metairie, La. (Metairie Park Country Day)

13

Top Performances

Points

Season: 8, vs. Memphis, 11/21/10
 Career: 9, twice

Rebounds

Season: 8, vs. Memphis, 11/21/10
 Career: 8, vs. Memphis, 11/21/10

Field Goals Made

Season: 3, vs. Memphis, 11/21/10
 Career: 3, three times

3 PT FG Made

Season:
 Career:

Free Throws Made

Season: 5, vs. UT-Martin, 11/18/10
 Career: 5, twice

Assists

Season: 4, twice
 Career: 5, at Arkansas, 2/10/10

Blocks

Season:
 Career: 1, three times

Steals

Season: 3, vs. NW St., 11/12/10
 Career: 4, vs. Georgia, 3/6/10

Minutes Played

Season: 32, vs. Memphis, 11/21/10
 Career: 32, vs. Memphis, 11/21/10

Top Career Scoring Games

1. 9 at Ole Miss, 3/4/10
1. 9 vs. Rice, 12/19/08
3. 8 vs. Memphis, 11/21/10
3. 8 vs. Tennessee (SECT), 3/11/10
5. 6 vs. Centenary, 11/24/10
5. 6 vs. Connecticut, 11/25/09
7. 5 vs. Houston, 11/30/10
7. 5 vs. UT-Martin, 11/18/10
7. 5 vs. Northwestern State, 12/12/09
10. 4 five times

Sophomore Season (2010-11)

His best game of the year, one point off his career high with 32 minutes with eight points against Memphis (11/21) ... Also had career high eight rebounds and career minutes played (32) ... Limited playing time in mid-December recovering from a blow to the head that required stitches ... Got the first start of the season and second of his career at Virginia (1/2)

Ludwig's Game-by-Game Statistics

2010-11

OPPONENT	MIN	FG	3FG	FT	REB	PF/D	A	TO	BLK	STL	PTS
Northwestern State	18	0-0	0-0	4-4	3	5-1	0	2	0	3	4
Nicholls	22	1-2	0-0	2-2	2	3-0	0	2	0	0	4
Tennessee-Martin	12	0-0	0-0	5-6	1	2-0	0	0	0	0	5
Memphis (Tupelo)	32	3-7	0-2	2-2	8	3-0	1	2	0	1	8
Centenary	24	2-5	0-0	2-3	5	2-0	4	1	0	1	6
at South Alabama	21	0-0	0-0	4-4	4	1-0	4	4	0	0	4
Houston	10	2-2	0-0	1-1	3	0-0	0	0	0	2	5
Central Michigan	8	1-3	0-0	1-2	2	2-0	0	1	0	0	3
Coastal Carolina	11	0-0	0-0	0-0	1	0-0	0	0	0	1	0
McNeese State	2	0-0	0-0	0-0	0	0-0	0	0	0	0	0
Wichita St. (Bossier)	5	0-3	0-0	2-2	3	0-0	0	0	0	0	2
North Texas	10	0-2	0-0	1-2	1	1-0	0	0	0	0	1
Southern	9	1-3	0-0	0-1	4	1-0	0	0	0	1	2
at Rice	13	0-0	0-0	0-0	4	5-1	0	1	0	2	0
at Virginia	18	0-1	0-0	1-2	4	0-0	1	0	0	0	1
at Auburn											
Arkansas											
at Kentucky											
Ole Miss											
at Tennessee											
at Alabama											
South Carolina											
Mississippi State											
at Ole Miss											
at Arkansas											
Alabama											
Florida											
at Miss. State											
Vanderbilt											
at Georgia											
Auburn											
SEC Tournament											

Eddie Ludwig's Career Stats

YEAR	GP-GS	MIN/AVG	FG-FGA	PCT.	3FG-FGA	PCT.	FT-FTA	PCT.	REB.-AVG	PF-FD	AST	TO	BLK	STL	PTS-AVG.
09-10	30-1	383/12.8	22-64	.344	0-8	.000	26-30	.867	74-2.5	47-0	19	19	3	14	70-2.3
10-11	15-1	215-14.3	10-28	.357	0-2	.000	25-31	.806	45-3.0	25-2	10	13	0	11	45-3.0
Totals	45-2	598-13.3	32-92	.348	0-10	.000	51-61	.836	119-2.6	72-2	29	32	3	25	115-2.6



Jalen Courtney

Forward * 6-8 * 210 * Freshman * HS * Jackson, Miss. (Provine HS)

14

Top Performances

Points

Season: 3, vs. North Texas, 12/22/10
 Career: 3, vs. North Texas, 12/22/10

Rebounds

Season: 3, vs. Centenary, 11/24/10
 Career: 3, vs. Centenary, 11/24/10

Field Goals Made

Season: 1, three times
 Career: 1, three times

3 PT FG Made

Season: 1, vs. North Texas, 12/22/10
 Career: 1, vs. North Texas, 12/22/10

Free Throws Made

Season: 2, vs. Centenary, 11/24/10
 Career: 2, vs. Centenary, 11/24/10

Assists

Season:
 Career:

Blocks

Season:
 Career:

Steals

Season:
 Career:

Minutes Played

Season: 12, vs. Centenary, 11/24/10
 Career: 12, vs. Centenary, 11/24/10

Top Career Scoring Games

1. 3 vs. North Texas, 12/22/10
2. 2 vs. NW State, 11/12/10
2. 2 vs. Centenary, 11/24/10
2. 2 vs. Memphis, 11/21/10
5. 1 vs. Southern, 12/27/10
5. 1 vs. UT-Martin, 11/18/10

Freshman Season (2010-11)

Season best three points vs. North Texas (12/22)

Courtney's Game-by-Game Statistics

2010-11

OPPONENT	MIN	FG	3FG	FT	REB	PF/D	A	TO	BLK	STL	PTS
Northwestern State	3	1-1	0-0	0-0	0	0-0	0	0	0	0	2
Nicholls	DNP										
Tennessee-Martin	4	0-1	0-0	1-2	1	1-0	0	0	0	0	1
Memphis (Tupelo)	5	1-1	0-0	0-0	0	1-0	0	0	0	0	2
Centenary	12	0-1	0-1	2-2	3	1-0	0	0	0	0	2
at South Alabama	1	0-0	0-0	0-0	0	0-0	0	0	0	0	0
Houston	DNP										
Central Michigan	DNP										
Coastal Carolina	1	0-0	0-0	0-0	0	0-0	0	0	0	0	0
McNeese State	DNP										
Wichita St. (Bossier)	2	0-1	0-1	0-0	0	0-0	0	0	0	0	0
North Texas	4	1-2	1-1	0-0	1	0-0	0	0	0	0	3
Southern	5	0-0	0-0	1-2	1	0-0	0	0	0	0	1
at Rice	8	0-1	0-0	0-0	0	2-0	0	1	0	0	0
at Virginia	1	0-0	0-0	0-0	0	0-0	0	0	0	0	0
at Auburn											
Arkansas											
at Kentucky											
Ole Miss											
at Tennessee											
at Alabama											
South Carolina											
Mississippi State											
at Ole Miss											
at Arkansas											
Alabama											
Florida											
at Miss. State											
Vanderbilt											
at Georgia											
Auburn											
SEC Tournament											

Jalen Courtney's Career Stats

YEAR	GP-GS	MIN/AVG	FG-FGA	PCT.	3FG-FGA	PCT.	FT-FTA	PCT.	REB.-AVG	PF-FD	AST	TO	BLK	STL	PTS-AVG.
10-11	11-0	46-4.2	3-8	.375	1-3	.333	4-6	.667	6-0.5	5-0	0	1	0	0	11-1.0
Totals	11-0	46-4.2	3-8	.375	1-3	.333	4-6	.667	6-0.5	5-0	0	1	0	0	11-1.0



Dennis Harris

Forward • 6-11 * 190 * Sophomore * 1L * Jonesboro, Ga. (Mundy's Mills HS)

15

Top Performances

Points

Season: 2, vs. C. Michigan, 12/11/10
 Career: 12, vs. Alabama, 1/19/10

Rebounds

Season: 3, vs. C. Carolina, 12/13/10
 Career: 8, twice

Field Goals Made

Season: 1, vs. C. Michigan, 12/11/10
 Career: 5, three times

3 PT FG Made

Season:
 Career: 2, vs. Miss. State, 2/20/10

Free Throws Made

Season:
 Career: 3, vs. ULM, 11/13/09

Assists

Season:
 Career: 4, vs. Western Ky, 11/17/09

Blocks

Season: 1, twice
 Career: 2, twice

Steals

Season: 2, vs. C. Michigan, 12/11/10
 Career: 2, twice

Minutes Played

Season: 15, vs. C. Carolina, 12/13/10
 Career: 29, vs. Western Ky., 11/17/09

Top Career Scoring Games

1. 12 vs. Alabama, 1/9/10
2. 10 at Auburn, 2/27/10
2. 10 vs. Mississippi State, 2/20/10
2. 10 at Vanderbilt, 2/13/10
2. 10 vs. Indiana State, 11/16/09
6. 9 vs. Western Kentucky, 11/17/09
6. 9 vs. ULM, 11/13/09
8. 8 at Alabama, 1/27/10
9. 7 vs. McNeese, 1/4/10
10. 6 three times

Sophomore Season (2010-11)

Missed start of season with left ankle sprain (NW St., 11/12) ... Finally made his 2010-11 season debut against Central Michigan (12/11)

Harris' Game-by-Game Statistics

2010-11

OPPONENT	MIN	FG	3FG	FT	REB	PF/D	A	TO	BLK	STL	PTS
Northwestern State	DNP -- injury										
Nicholls	DNP -- injury										
Tennessee-Martin	DNP -- injury										
Memphis (Tupelo)	DNP -- injury										
Centenary	DNP -- injury										
at South Alabama	DNP -- injury										
Houston	DNP -- injury										
Central Michigan	6	1-1	0-0	0-0	0	0-0	0	1	1	2	2
Coastal Carolina	15	0-2	0-0	0-0	3	2-0	0	1	1	0	0
McNeese State	DNP										
Wichita St. (Bossier)	6	0-1	0-0	0-0	2	1-0	0	0	0	0	0
North Texas	1	0-0	0-0	0-0	0	2-0	0	0	0	0	0
Southern	DNP										
at Rice	DNP										
at Virginia	DNP										
at Auburn											
Arkansas											
at Kentucky											
Ole Miss											
at Tennessee											
at Alabama											
South Carolina											
Mississippi State											
at Ole Miss											
at Arkansas											
Alabama											
Florida											
at Miss. State											
Vanderbilt											
at Georgia											
Auburn											
SEC Tournament											

Dennis Harris' Career Stats

YEAR	GP-GS	MIN/AVG	FG-FGA	PCT.	3FG-FGA	PCT.	FT-FTA	PCT.	REB.-AVG	PF-FD	AST	TO	BLK	STL	PTS-AVG.
09-10	29-9	415/14.3	56-111	.505	5-16	.313	17-32	.531	91-3.1	64-1	14	19	14	8	134-4.6
10-11	4-0	28-7.0	1-4	.250	0-0	.000	0-0	.000	5-1.3	5-0	0	2	2	2	2-0.5
Totals	33-9	443-13.4	57-115	.496	5-16	.313	17-32	.531	96-2.9	69-1	14	21	16	10	136-4.1



Matt Derenbecker

Forward * 6-7 * 185 * Freshman * HS * Metairie, La. (Metairie Park Country Day)

21

Top Performances

Points
 Season: 17, at Rice, 12/29/10
 Career: 17, at Rice, 12/29/10

Rebounds
 Season: 6, vs. Nicholls, 11/16/10
 Career: 6, vs. Nicholls, 11/16/10

Field Goals Made
 Season: 5, twice
 Career: 5, twice

3 PT FG Made
 Season: 3, twice
 Career: 3, twice

Free Throws Made
 Season: 4, at Rice, 12/29/10
 Career: 4, at Rice, 12/29/10

Assists
 Season: 3, twice
 Career: 3, twice

Blocks
 Season: 1, vs. Centenary, 11/24/10
 Career: 1, vs. Centenary, 11/24/10

Steals
 Season: 2, vs. North Texas, 12/22/10
 Career: 2, vs. North Texas, 12/22/10

Minutes Played
 Season: 25, vs. Nicholls, 11/16/10
 Career: 25, vs. Nicholls, 11/16/10

Top Career Scoring Games

1. 17 at Rice, 12/29/10
2. 14 vs. Nicholls, 11/16/10
3. 9 at S. Alabama, 11/28/10
4. 8 vs. Southern, 12/27/10
5. 6 vs. Centenary, 11/24/10
6. 5 vs. Houston, 11/30/10
7. 4 vs. Wichita State, 12/18/10
8. 3 vs. North Texas, 12/22/10
8. 3 vs. Coastal Carolina, 12/13/10
10. 2 vs. UT-Martin, 11/18/10

Freshman Season (2010-11)

Posted his first LSU points in Nicholls game (11/16) ... Hit all three field goal attempts, including two treys in nine-point effort at South Alabama (11/28) .. Second double figure game and best of season at Rice (12/29) with three treys for second time this season.


Derenbecker's Game-by-Game Statistics

2009-10

OPPONENT	MIN	FG	3FG	FT	REB	PF/D	A	TO	BLK	STL	PTS
Northwestern State	6	0-0	0-0	0-0	0	2-0	0	2	0	0	0
Nicholls	28	5-10	3-7	1-1	6	3-0	0	2	0	0	14
Tennessee-Martin	19	1-3	0-2	0-0	2	1-0	0	1	0	0	2
Memphis (Tupelo)	8	0-3	0-3	0-0	1	1-0	1	0	0	0	0
Centenary	22	3-8	0-4	0-0	0	1-0	1	1	1	0	6
at South Alabama	15	3-3	2-2	1-2	4	2-0	2	0	0	1	9
Houston	11	2-4	1-2	0-0	0	0-0	0	1	0	0	5
Central Michigan	7	0-0	0-0	0-0	0	2-0	1	1	0	0	0
Coastal Carolina	18	1-6	1-2	0-0	1	2-0	3	0	0	0	3
McNeese State	13	0-1	0-1	0-0	1	1-0	1	0	0	0	0
Wichita St. (Bossier)	14	1-5	0-2	2-3	1	2-0	1	0	0	1	4
North Texas	21	1-6	0-2	1-2	0	1-0	2	1	0	2	3
Southern	24	3-7	2-4	0-0	2	2-0	3	0	0	1	8
at Rice	23	5-9	3-6	4-5	3	2-0	0	1	0	0	17
at Virginia	6	0-1	0-0	0-0	0	1-0	0	0	0	0	0
at Auburn											
Arkansas											
at Kentucky											
Ole Miss											
at Tennessee											
at Alabama											
South Carolina											
Mississippi State											
at Ole Miss											
at Arkansas											
Alabama											
Florida											
at Miss. State											
Vanderbilt											
at Georgia											
Auburn											
SEC Tournament											

Matt Derenbecker's Career Stats

YEAR	GP-GS	MIN/AVG	FG-FGA	PCT.	3FG-FGA	PCT.	FT-FTA	PCT.	REB.-AVG	PF-FO	AST	TO	BLK	STL	PTS-AVG.
10-11	15-0	235-15.7	25-66	.379	12-37	.324	9-13	.692	21-1.4	23-0	15	10	1	5	71-4.7
Totals	15-0	235-15.7	25-66	.379	12-37	.324	9-13	.692	21-1.4	23-0	15	10	1	5	71-4.7



Ralston Turner

Guard * 6-6 * 193 * Freshman * HS * Muscle Shoals, Ala. (Muscle Shoals HS)

22

Top Performances

Points

Season:	23, vs. McNeese, 12/16/10
Career:	23, vs. McNeese, 12/16/10

Rebounds

Season:	7, vs. C. Michigan, 12/11/10
Career:	7, vs. C. Michigan, 12/11/10

Field Goals Made

Season:	6, five times
Career:	6, five times

3 PT FG Made

Season:	5, vs. Wichita St., 12/18/10
Career:	5, vs. Wichita St., 12/18/10

Free Throws Made

Season:	8, vs. McNeese, 12/16/10
Career:	8, vs. McNeese, 12/16/10

Assists

Season:	5, vs. Houston, 11/30/10
Career:	5, vs. Houston, 11/30/10

Blocks

Season:	1, three times
Career:	1, three times

Steals

Season:	2, vs. NW St., 11/12/10
Career:	2, vs. NW St., 11/12/10

Minutes Played

Season:	41, vs. McNeese, 12/16/10
Career:	41, vs. McNeese, 12/16/10

Top Career Scoring Games

1.	23	vs. McNeese, 12/16/10
2.	21	vs. Wichita State, 12/18/10
2.	21	vs. Northwestern State., 11/12/10
4.	17	at S. Alabama, 11/28/10
5.	15	vs. Southern, 12/27/10
5.	15	vs. Coastal Carolina, 12/13/10
5.	15	vs. Houston, 11/30/10
8.	14	at Rice, 12/29/10
9.	11	at Virginia, 1/2/11
9.	11	vs. Memphis, 11/21/10

Freshman Season (2010-11)

Started the opening college game of his career and in 38 minutes scored 21 points, hitting 6-of-12 field goals with three treys against NW State (11/12) ... Third double figure game against Memphis (11/21) ... Season high game for Turner and for the LSU team with 23 in the overtime win vs. McNeese (12/16) ... Hits a team high 5 treys all in the second half in scoring over 20 for the second straight game vs. Wichita (12/18) ... Suffered a "stress reaction" in his right foot late during the second half of the game at Virginia (1/2)

Turner's Game-by-Game Statistics

2010-11	OPPONENT	MIN	FG	3FG	FT	REB	PF/D	A	TO	BLK	STL	PTS
	Northwestern State	38	6-12	3-6	6-9	5	2-0	2	2	0	2	21
	Nicholls	30	1-6	0-2	4-4	2	2-0	2	1	0	0	6
	Tennessee-Martin	27	4-10	2-5	0-0	1	0-0	0	3	0	1	10
	Memphis (Tupelo)	26	3-10	2-5	3-4	2	2-0	1	2	1	0	11
	Centenary	21	3-6	2-5	0-0	3	1-0	1	2	0	0	8
	at South Alabama	22	5-7	2-4	5-8	1	5-1	0	1	0	1	17
	Houston	34	6-10	2-5	1-2	3	0-0	5	6	0	0	15
	Central Michigan	38	3-4	3-4	0-2	7	3-0	4	1	0	1	9
	Coastal Carolina	35	5-16	1-9	4-4	6	4-0	1	3	0	1	15
	McNeese State	41	6-15	3-10	8-10	2	3-0	3	3	0	1	23
	Wichita St. (Bossier)	31	6-13	5-9	4-4	2	4-0	0	2	0	0	21
	North Texas	33	4-16	1-8	0-0	4	2-0	1	3	0	0	9
	Southern	26	6-14	3-9	0-0	2	0-0	1	2	1	1	15
	at Rice	30	4-18	4-12	2-5	2	4-0	1	1	0	1	14
	at Virginia	30	5-13	1-5	0-2	5	4-0	1	2	1	1	11
	at Auburn											
	Arkansas											
	at Kentucky											
	Ole Miss											
	at Tennessee											
	at Alabama											
	South Carolina											
	Mississippi State											
	at Ole Miss											
	at Arkansas											
	Alabama											
	Florida											
	at Miss. State											
	Vanderbilt											
	at Georgia											
	Auburn											
	SEC Tournament											

Ralston Turner's Career Stats

YEAR	GP-GS	MIN/AVG	FG-FGA	PCT.	3FG-FGA	PCT.	FT-FTA	PCT.	REB.-AVG	PF-FD	AST	TO	BLK	STL	PTS-AVG.
10-11	15-15	46.2-30.8	67-170	.394	34-98	.347	37-54	.685	47-3.1	36-1	23	34	3	10	205-13.7
Totals	15-15	46.2-30.8	67-170	.394	34-98	.347	37-54	.685	47-3.1	36-1	23	34	3	10	205-13.7



Storm Warren

Forward * 6-7 * 230 * Junior * 2L * Monroe, La. (Richwood HS)

24

Top Performances

Points
 Season: 17, vs. McNeese, 12/16/10
 Career: 21, twice

Rebounds
 Season: 14, vs. Nicholls, 11/16/10
 Career: 16, twice

Field Goals Made
 Season: 8, vs. McNeese, 12/16/10
 Career: 9, twice

3 PT FG Made
 Season:
 Career:

Free Throws Made
 Season: 2, vs. Nicholls, 11/16/10
 Career: 9, twice

Assists
 Season: 3, vs. Southern, 12/27/10
 Career: 4, vs. ULM, 11/13/09

Blocks
 Season: 4, vs. Houston, 11/30/10
 Career: 4, three times

Steals
 Season: 3, three times
 Career: 3, five times

Minutes Played
 Season: 36, vs. Nicholls, 11/16/10
 Career: 39, vs. UL-Lafayette, 12/1/09

Top Career Scoring Games

1. 21 at Utah, 1/2/10
1. 21 vs. Northwestern State, 12/12/09
3. 20 vs. Western Kentucky, 11/17/09
4. 19 at South Carolina, 1/13/10
5. 18 vs. Tennessee (SECT), 3/11/10
5. 18 vs. UL-Lafayette, 12/1/09
7. 17 vs. McNeese, 12/16/10
7. 17 vs. Auburn, 1/20/10
9. 15 vs. UConn, 11/25/09
9. 15 vs. ULM, 11/13/09

Junior Season (2010-11)


Started his 32nd consecutive game in the season opener against NW St. (11/12) 10th career double double against UT-Martin (11/18) and second consecutive game in double figure rebounds ... Had the bucket that forced overtime against McNeese State (12/16) ... Did not play at Virginia (1/2) because of tendonitis in right achilles.

Warren's Game-by-Game Statistics

2010-11	MIN	FG	3FG	FT	REB	PF/D	A	TO	BLK	STL	PTS
Northwestern State	17	2-2	0-0	0-0	4	4-0	2	2	0	1	4
Nicholls	36	3-7	0-0	2-3	14	2-0	1	2	1	3	8
Tennessee-Martin	27	6-9	0-0	0-0	11	3-0	0	2	2	2	12
Memphis (Tupelo)	14	1-6	0-0	0-0	3	5-1	0	0	0	2	2
Centenary	16	0-6	0-0	1-2	6	1-0	1	1	3	2	1
at South Alabama	17	3-7	0-0	3-4	3	3-0	0	0	1	0	9
Houston	33	6-10	0-0	0-0	11	3-0	0	2	4	3	12
Central Michigan	29	4-7	0-0	0-0	4	2-0	0	1	1	0	8
Coastal Carolina	22	4-6	0-0	0-0	5	3-0	0	3	0	1	8
McNeese State	35	8-12	0-0	1-2	6	2-0	1	2	1	1	17
Wichita St. (Bossier)	13	1-1	0-0	0-0	4	4-0	0	2	0	1	2
North Texas	19	5-11	0-0	0-0	9	2-0	0	1	1	0	10
Southern	27	2-6	0-0	1-1	6	2-0	3	1	1	3	5
at Rice	29	3-8	0-0	1-5	9	4-0	0	2	0	1	7
at Virginia	DNP -- injury										
at Auburn											
Arkansas											
at Kentucky											
Ole Miss											
at Tennessee											
at Alabama											
South Carolina											
Mississippi State											
at Ole Miss											
at Arkansas											
Alabama											
Florida											
at Miss. State											
Vanderbilt											
at Georgia											
Auburn											
SEC Tournament											

Storm Warren's Career Stats

YEAR	GP-GS	MIN/AVG	FG-FGA	PCT.	3FG-FGA	PCT.	FT-FTA	PCT.	REB-AVG	PF-FD	AST	TO	BLK	STL	PTS-AVG.
08-09	30-0	224-7.5	21-49	.429	0-0	.000	19-39	.487	53-1.8	32-1	6	9	15	12	61-2.0
09-10	31-31	827-26.7	141-263	.536	0-0	.000	84-123	.683	223-7.2	104-5	13	46	44	33	366-11.8
10-11	14-13	334/23.9	48-98	.490	0-0	.000	9-17	.529	95-6.8	40-1	8	21	15	20	105-7.5
Totals	75-44	1385/18.5	210-410	.512	0-0	.000	112-179	.626	371-4.9	176-7	27	76	74	65	532-7.1



Daron Populist

Guard * 5-10 * 170 * Sophomore * 1L * Slidell, La. (Salmen HS)

25

Top Performances

Points

Season: 6, vs. Centenary, 11/24/10
 Career: 8, vs. Arkansas, 2/24/10

Rebounds

Season: 2, twice
 Career: 2, four times

Field Goals Made

Season: 2, vs. Centenary, 11/24/10
 Career: 2, twice

3 PT FG Made

Season: 2, vs. Centenary, 11/24/10
 Career: 2, twice

Free Throws Made

Season
 Career: 2, vs. Arkansas, 2/24/10

Assists

Season: 2, vs. NW St., 11/12/10
 Career: 2, three times

Blocks

Season:
 Career:

Steals

Season:
 Career: 1, vs. Georgia, 3/6/10

Minutes Played

Season: 13, vs. Centenary, 11/24/10
 Career: 23, twice

Top Career Scoring Games

- 8 vs. Arkansas, 2/24/10
- 6 vs. Centenary, 11/24/10
- 4 at Mississippi State, 1/30/10
- 3 vs. Georgia, 3/6/10
- 3 vs. Tennessee, 2/4/10
- 2 vs. UT-Martin, 11/18/10
- 2 at Arkansas, 2/10/10

Sophomore Season (2010-11)

Played 13 minutes versus Centenary (11/24), scoring six points, hitting two treys

Populist's Game-by-Game Statistics

2009-10

OPPONENT	MIN	FG	3FG	FT	REB	PF/D	A	TO	BLK	STL	PTS
Northwestern State	3	0-0	0-0	0-0	0	1-0	2	0	0	0	0
Nicholls	7	0-1	0-0	0-0	0	4-0	0	3	0	0	0
Tennessee-Martin	8	1-1	0-0	0-0	2	2-0	1	0	0	0	2
Memphis (Tupelo)	DNP										
Centenary	13	2-5	2-4	0-0	2	1-0	1	0	0	0	6
at South Alabama	4	0-1	0-0	0-0	1	0-0	1	0	0	0	0
Houston	DNP										
Central Michigan	4	0-0	0-0	0-0	0	0-0	1	0	0	0	0
Coastal Carolina	DNP										
McNeese State	DNP										
Wichita St. (Bossert)	DNP										
North Texas	DNP										
Southern	3	0-0	0-0	0-0	0	0-0	0	0	0	0	0
at Rice	3	0-1	0-1	0-0	0	2-0	0	0	0	0	0
at Virginia	1	0-0	0-0	0-0	0	0-0	0	0	0	0	0
at Auburn											
Arkansas											
at Kentucky											
Ole Miss											
at Tennessee											
at Alabama											
South Carolina											
Mississippi State											
at Ole Miss											
at Arkansas											
Alabama											
Florida											
at Miss. State											
Vanderbilt											
at Georgia											
Auburn											
SEC Tournament											

Daron Populist's Career Stats

YEAR	GP-GS	MIN/AVG	FG-FGA	PCT.	3FG-FGA	PCT.	FT-FTA	PCT.	REB.-AVG	PF-FO	AST	TO	BLK	STL	PTS-AVG.
09-10	16-0	156-9.8	6-21	.286	5-16	.313	3-4	.750	8-0.5	7-0	9	9	0	1	20-1.3
10-11	9-0	46-5.1	3-9	.333	2-5	.400	0-0	.000	5-0.6	10-0	6	3	0	0	8-0.9
Totals	25-0	202-8.1	9-30	.300	7-21	.333	3-4	.750	13-0.5	17-0	15	12	0	1	28-1.1



Aaron Dotson

Guard * 6-4 * 205 * Sophomore * 1 L * Seattle, Wash. (Rainier Beach HS)

45

Top Performances

Points

Season: 17, vs. NW St., 11/12/10
 Career: 17, vs. NW St., 11/12/10

Rebounds

Season: 6, vs. UT-Martin, 11/21/10
 Career: 6, vs. UT-Martin, 11/21/10

Field Goals Made

Season: 5, twice
 Career: 5, twice

3 PT FG Made

Season: 4, at S. Alabama, 11/28/10
 Career: 4, at S. Alabama, 11/28/10

Free Throws Made

Season: 7, vs. NW St., 11/12/10
 Career: 7, vs. NW St., 11/12/10

Assists

Season: 4, three times
 Career: 5, vs. McNeese, 1/4/10

Blocks

Season: 2, vs. Nicholls, 11/16/10
 Career: 2, tjree to,es

Steals

Season: 2, vs. Memphis, 11/21/10
 Career: 2, vs. Memphis, 11/21/10

Minutes Played

Season: 39, at S. Alabama, 11/28/10
 Career: 39, at S. Alabama, 11/28/10

Top Career Scoring Games

1. 17 vs. Northwestern State, 11/12/10
2. 15 at S. Alabama, 11/28/10
3. 13 vs. UT-Martin, 11/18/10
4. 12 vs. Memphis, 11/21/10
5. 11 vs. Washington State, 12/22/09
6. 10 vs. McNeese, 1/4/10
6. 10 vs. Rice, 12/19/09
8. 9 vs. Coastal Carolina, 12/13/10
8. 9 vs. C. Michigan, 12/11/10
10. 8 twice

Sophomore Season (2010-11)

Had a career high of 17 points in the season opener against NW St. (11/12) .. Hit two treys for second straight game against Centenary (11/24), 4-of-last-5 from arc ... In six games has made more threes (8) than last year (7) ... Made four at South Alabama (11/28)

Dotson's Game-by-Game Statistics

2010-11

OPPONENT	MIN	FG	3FG	FT	REB	PF/D	A	TO	BLK	STL	PTS
Northwestern State	27	5-5	0-0	7-8	3	4-0	0	1	1	2	17
Nicholls	21	1-2	0-0	2-2	2	3-0	0	2	0	0	5
Tennessee-Martin	19	4-8	0-1	5-6	6	3-0	2	3	0	0	13
Memphis (Tupelo)	37	3-7	2-2	4-7	4	2-0	4	4	0	2	12
Centenary	20	3-5	2-3	0-0	1	1-0	4	1	0	0	8
at South Alabama	39	5-9	4-5	1-2	3	5-1	4	1	0	0	15
Houston	31	3-6	2-2	0-0	3	3-0	2	0	1	0	8
Central Michigan	34	2-4	0-1	5-6	0	3-0	2	2	0	1	9
Coastal Carolina	37	2-8	1-3	4-6	5	2-0	3	5	1	0	9
McNeese State	31	1-7	0-3	5-5	3	2-0	3	1	1	0	7
Wichita St. (Bossier)	25	1-3	0-0	0-0	2	4-0	2	0	0	0	2
North Texas	25	0-3	0-1	0-2	1	2-0	1	0	0	0	0
Southern	20	1-3	0-0	4-4	4	2-0	3	0	0	1	6
at Rice	18	1-2	0-0	0-1	1	5-1	0	2	0	0	2
at Virginia	27	1-7	1-2	4-4	4	3-0	1	1	1	0	7
at Auburn											
Arkansas											
at Kentucky											
Ole Miss											
at Tennessee											
at Alabama											
South Carolina											
Mississippi State											
at Ole Miss											
at Arkansas											
Alabama											
Florida											
at Miss. State											
Vanderbilt											
at Georgia											
Auburn											
SEC Tournament											

Aaron Dotson's Career Stats

YEAR	GP-GS	MIN/AVG	FG-FGA	PCT.	3FG-FGA	PCT.	FT-FTA	PCT.	REB.-AVG	PF-FO	AST	TO	BLK	STL	PTS-AVG.
09-10	29-17	539-18.6	32-109	.294	7-46	.152	23-43	.535	48-1.7	61-3	29	33	12	12	93-3.2
10-11	15-15	411-27.4	33-79	.418	12-24	.500	42-55	.764	42-2.8	45-2	32	25	7	6	120-8.0
Totals	44-32	950-21.6	65-188	.346	19-70	.271	65-98	.663	90-2.0	106-5	61	58	19	18	214-4.9

The Last Time LSU ...

ALL GAMES

Scoring

Less Than 50 points	49 -- vs. Tenn. (SECT) (49-59), 3/11/10
50 or more points	50 -- at Virginia (50-64), 1/2/11
60 or more points	68 -- at Rice (68-74), 12/29/10
70 or more points	78 -- vs. McNeese (78-66, ot), 12/16/10
80 or more points	80 -- at S. Alabama (80-65), 11/28/10
90 or more points	97 -- at Miss. State (97-94), 2/11/09
100 or more points	104 -- vs. Nicholls State (104-57), 11/21/05

Opponents Scoring

Less than 50 points	41 -- by Southern, (41-62), 12/27/10
50 or more points	64 -- by Virginia (64-50), 1/2/11
60 or more points	64 -- by Virginia (64-50), 1/2/11
70 or more points	74 -- by Rice (74-68), 12/29/10
80 or more points	87 -- by Kentucky (87-52), 2/10/10
90 or more points	94 -- by Miss. State (94-97), 2/11/09
100 or more points	101 -- by Ohio State (101-113), 1-15-05

Field Goal Percentage

Shot 29 percent or less	29.2 -- at Alabama (14-48), 1/27/10
Shot 30 percent or more	35.3 -- at Virginia (18-51), 1/2/11
Shot 40 percent or more	43.9 -- vs. McNeese (25-57), 12/16/10
Shot 50 percent or more	50.0 -- vs. Houston (26-52), 11/30/10
Shot 60 percent or more	60.0 -- vs. NW State (24-40), 11/12/10
Shot 70 percent or more	70.3 -- vs. Centenary (45-64), 1-15-03

Opponents Field Goal Percentage

Shot 29 percent or less	28.3 -- by Centenary (13-46), 11/24/10
Shot 30 percent or more	40.4 -- by Virginia (21-52), 1/2/11
Shot 40 percent or more	40.4 -- by Virginia (21-52), 1/2/11
Shot 50 percent or more	52.6 -- by Rice (20-38), 12/29/10
Shot 60 percent or more	61.0 -- by Arizona State (25-41), 11/27/09

Three-Point FG Percentage

Shot less than 10 pct	7.1 -- at Xavier (1-14), 12/29/09
Shot 10 percent or more	23.1 -- at Virginia (3-13), 1/2/11
Shot 20 percent or more	23.1 -- at Virginia (3-13), 1/2/11
Shot 30 percent or more	42.9 -- at Rice (12-28), 12/29/10
Shot 40 percent or more	42.9 -- at Rice (12-28), 12/29/10
Shot 50 percent or more	70.6 -- at S. Alabama (12-17), 11/28/10
Shot 60 percent or more	70.6 -- at S. Alabama (12-17), 11/28/10

Opponents Three-Point FG Percentage

Shot less than 10 pct	7.1 -- by Georgia (1-14), 1/25/06
Shot 10 percent or more	31.6 -- by Virginia (6-19), 1/2/11
Shot 20 percent or more	31.6 -- by Virginia (6-19), 1/2/11
Shot 30 percent or more	31.6 -- by Virginia (6-19), 1/2/11
Shot 40 percent or more	46.4 -- by Auburn (13-28), 2/27/10
Shot 50 percent or more	52.9 -- by Alabama (9-17), 1/27/10
Shot 60 percent or more	60.0 -- by McNeese State (9-15), 12/22/08

Free Throw Percentage

Shot less than 50 pct	46.7 -- at Ole Miss (7-15), 1/12/08
Shot 50 percent or more	64.7 -- at Virginia (11-17), 1/2/11
Shot 60 percent or more	64.7 -- at Virginia (11-17), 1/2/11
Shot 70 percent or more	74.2 -- vs. Wichita State (23-31), 12/18/10
Shot 80 percent or more	90.0 -- vs. Georgia (9-10), 3/6/10
Shot 90 percent or more	90.0 -- vs. Georgia (9-10), 3/6/10
Shot 100 percent	100.0 -- vs. Grambling State (4-4), 12/13/08

Rebounds

Less than 29 rebounds	29 -- at Arkansas, 2/10/10
Had 30 or more rebounds	32 -- at Virginia, 1/2/11
Had 40 or more rebounds	45 -- vs. Southern, 12/27/10
Had 50 or more rebounds	52 -- vs. UT-Martin, 11/18/10
Had 60 or more rebounds	60 -- vs. Troy State, 12-22-98

Opponent Rebounds

Less than 20 rebounds	17 -- vs. Nicholls State, 12/17/08
Had 20 or more rebounds	36 -- by Virginia, 1/2/11
Had 30 or more rebounds	36 -- by Virginia, 1/2/11
Had 40 or more rebounds	41 -- by North Texas, 12/22/10
Had 50 or more rebounds	53 -- by Kentucky, 2/6/10

Assists

Less than 5 assists	4 -- vs. Alabama, 1-27-10
5 assists or more	7 -- at Virginia, 1/2/11
10 assists or more	14 -- at Rice, 12/29/10
15 assists or more	16 -- vs. Southern, 12/27/10
20 assists or more	22 -- vs. McNeese, 1/4/10
25 assists or more	26 -- vs. Troy, 11/30/08
30 or more assists	33 -- vs. Georgia State, 12-28-94

Opponent Assists

Less than 5 assists	2 -- by Southern, 12/27/10
5 assists or more	10 -- by Virginia, 1/2/11
10 assists or more	10 -- by Virginia, 1/2/11
15 assists or more	17 -- by Ole Miss, 3/4/10
20 assists or more	21 -- by Vanderbilt, 1/19/08
25 assists or more	28 -- by Fresno State, 11/26/99
30 assists or more	33 -- by Kentucky, 1-16-96

Blocks

0 blocks	0 -- at Rice, 12/29/10
1 or more blocks	3 -- by Virginia, 1/2/11
5 or more blocks	7 -- vs. Southern, 12/27/10
10 or more blocks	11 -- vs. Ole Miss, 2/14/09
15 or more blocks	16 -- vs. Alcorn State, 11/20/08

Opponent Blocks

0 blocks	0 -- by Western Kentucky, 11/17/09
1 or more blocks	6 -- by Virginia, 1/2/11
5 or more blocks	6 -- by Virginia, 1/2/11
10 or more blocks	11 -- by UConn, 1/6/07

Steals

0 steals	0 -- vs. Georgia Tech, 3-17-90
1 or more steals	3 -- at Virginia, 1/2/11
5 or more steals	9 -- at Rice, 12/29/10
10 or more steals	10 -- vs. Houston, 11/30/10
15 or more steals	22 -- vs. Arkansas, 2-17-01

Opponent Steals

0 steals	0 -- by Washington State, 12/27/08
1 or more steals	6 -- by Virginia, 1/2/11
5 or more steals	6 -- by Virginia, 1/2/11
10 or more steals	11 -- by McNeese, 12/16/10
15 or more steals	16 -- by Miami (Fla.), 12-27-01

The Last Time An LSU Player...

ALL GAMES

Scored 20 or more points	21 Ralston Turner, vs. Wichita State, 12/18/10
Scored 25 or more points.....	26 Bo Spencer, at Auburn, 2/27/10
Scored 30 or more points	38 Tasmin Mitchell, vs. Auburn, 1/20/10
Scored 35 or more points.....	38 Tasmin Mitchell, vs. Auburn, 1/20/10
Scored 40 or more points	41 Tasmin Mitchell, at Miss State, 2/11/09
Scored 45 or more points	46 Chris Jackson, vs. Vanderbilt, 2-18-90
Scored 50 or more points	51 Chris Jackson, vs. Texas, 1-2-90
Scored 55 or more points	55 Chris Jackson, vs. Ole Miss, 3-4-89
Scored 60 or more	64 Pete Maravich, vs. Kentucky, 2-21-70
Scored double figures in 5 straight games.....	7 Andre Stringer, 11/12/10 to 11/28/10
Scored double figures in 10 straight games	15 Tasmin Mitchell, 11/27/09 to 1/23/10
Scored double figures in 15 straight games	15 Tasmin Mitchell, 11/27/09 to 1/23/10
Scored double figures in 20 straight games.....	48 Glen Davis, 3/5/05 to 12/17/06
Scored double figures in 25 straight games.....	48 Glen Davis, 3/5/05 to 12/17/06
Scored double figures in 30 straight games.....	48 Glen Davis, 3/5/05 to 12/17/06
Scored double figures in 35 straight games.....	48 Glen Davis, 3/5/05 to 12/17/06
Scored double figures in 40 straight games	48 Glen Davis, 3/5/05 to 12/17/06
Scored double figures in 45 or more straight game	48 Glen Davis, 3/5/05 to 12/17/06
Scored 20 points or more in 2 straight games	2 Ralston Turner, 23 vs. McNeese (12/16/10); 21 vs. Wichita St. (12/18/10)
Scored 20 points or more in 3 straight games	3 Bo Spencer, 22 vs. Rice (12/19/09); 23 vs. Washington State (12/22/09); 20 at Xavier (12/29/09)
Scored 20 points or more in 4 straight games	4 Tasmin Mitchell, 26 vs. Louisiana-Lafayette (12/1/09); 24 vs. Northwestern State (12/12/09); 24 vs. Southeastern Louisiana (12/14/09); 27 vs. Nicholls State (12/17/09)
Scored 20 points or more in 5 straight games	6 Marcus Thornton, 25 at Ole Miss (1/12/08); 27 vs. Auburn (1/16/08); 27 at Vandy (1/19/08); 20 vs. Arkansas (1/26/08); 38 at Auburn (1/30/08); 22 vs. Alabama (2/2/08)
Scored 30 points or more in consecutive games	2 Marcus Thornton, 31 vs. Miss. State (1/21/09); 30 vs. Xavier (1/24/09)
Made 10-14 field goals in a game	10 Tasmin Mitchell, at Miss. State, 1/30/10
Made 15 or more field goals in a game.....	15 Tasmin Mitchell, vs. Auburn, 1/20/10
Attempted 15-19 field goals in a game	18 Ralston Turner, vs. Rice, 12/29/10
Attempted 20-24 field goals in a game	21 Tasmin Mitchell, vs. Georgia, 3/6/10
Attempted 25-29 field goals in a game	27 Marcus Thornton, at Miss. State, 3/8/08
Attempted 30 or more field goals in a game	34 Ronnie Henderson, vs. Oklahoma State, 12-20-94
Made 5 three pointers in a game	5 Ralston Turner, vs. Wichita State, 12/18/10
Made 6-9 three pointers in a game.....	6 Marcus Thornton, vs. Florida, 2/24/09
Made 10 or more three pointers in a game.....	10 Chris Jackson, vs. Tennessee, 2-10-90
Attempted 7 three pointers in a game.....	8 Andre Stringer, at Rice, 12/29/10
Attempted 8-10 three pointers in a game	12 Ralston Turner, at Rice, 12/29/10
Attempted 11 or more three pointers in a game	8 Andre Stringer, at Rice, 12/29/10
	12 Ralston Turner, at Rice, 12/29/10
	12 Ralston Turner, at Rice, 12/29/10

The Last Time An LSU Player...

ALL GAMES

Had 10 or more rebounds	11 Malcolm White, vs. Southern, 12/27/10
Had 15 or more rebound	15 Malcolm White, vs. UT-Martin, 11/18/10
Had 20 or more rebounds	21 Jaime Lloreda, vs. McNeese State, 11-24-03
Had 10 or more rebounds in 2 straight games	2 Storm Warren, 14 vs. Nicholls, 11/16/10; 11 vs. UT-Martin, 11/18/10
Had 10 or more rebounds in 3 straight games	3 Tasmin Mitchell, 10 at Alabama, 1/27/10; 10 at Miss. State, 1/30/10; 17 vs. Tennessee, 2/4/10
.....	
Had 10 or more rebounds in 4 straight games	4 Tasmin Mitchell, 11 vs. Ole Miss, 1/23/10; 10 at Alabama, 1/27/10; 10 at Miss. State, 1/30/10; 17 vs. Tennessee, 2/4/10
.....	
Had 10 or more rebounds in 5 straight games	5 Tasmin Mitchell, 10 vs. Auburn, 1/20/10; 11 vs. Ole Miss, 1/23/10; 10 at Alabama, 1/27/10; 10 at Miss. State, 1/30/10; 17 vs. Tennessee, 2/4/10
.....	
Had 10 or more rebounds in 6 or more games.....	8 Glen Davis, 11 at Alabama, 2/4/06; 16 vs. Arkansas, 2/8/06; 15 at Florida, 2/11/06; 13 vs. Miss. State, 2/15/06; 11 at Auburn, 2/18/06; 11 at Vandy, 2/22/06; 15 vs. Kentucky, 2/25/06; 10 at S. Carolina, 2/28/06
.....	
.....	
Had 9 offensive rebounds in a game.....	9 Malcolm White, vs. UT-Martin, 11/18/10
Had 10 defensive rebounds in a game.....	12 Storm Warren, vs. Nicholls, 11/16/10
Had 5 or more assists.....	8 Chris Bass, at Rice, 12/29/10
Had 8 or more assists.....	8 Chris Bass, at Rice, 12/29/10
Had 10 or more assists	12 Torris Bright, vs. McNeese State, 12-7-02
Had 15 or more assists	18 Randy Livingston, vs. George Mason, 12-3-94
Had 3 or more blocks in a game	3 Malcolm White, vs. Southern, 12/27/10
Had 5 or more blocks in a game	6 Chris Johnson, at Arkansas, 2/18/09
Had 8 or more blocks in a game	9 Tyrus Thomas, vs. Tennessee, 1/14/06
Had 10 or more blocks in a game.....	11 Stromile Swift, vs. Alabama, 2-10-99
Had 3 or more steals in a game.....	3 Storm Warren, vs. Southern, 12/27/10
Had 5 or more steals in a game.....	5 Chris Bass, vs. Northwestern St., 11/12/10
Had 8 or more steals in a game	8 Clarence Ceasar, vs. Auburn, 1-8-94
Had 10 or more steals in a game	10 Shawn Griggs, vs. Tennessee, 2-23-91
Had a double-double	Malcolm White, vs. Southern, 16 pts-11 reb., 12/27/10
Had a double-double in 2 straight games	Tasmin Mitchell, at Miss. State, 26 pts-10 reb., 1/30/10; vs. Tennessee, 13 pts-17 reb., 2/4/10
.....	
Had a double-double in 3 or more straight games.....	3 Storm Warren, vs. Northwestern State, 21 pts-16 reb., 12/12/09; vs. Southeastern La. 14 pts-12 reb, 12/14/09; vs. Nicholls St., 13 pts-11 reb., vs. 12/17/09
.....	
Had a double-double in 4 or more straight games	4 Storm Warren, vs. UL-Lafayette, 18 pts-16 reb., 12/1/09; vs. Northwestern State, 21 pts-16 reb., 12/1/09; vs. Southeastern La. 14 pts-12 reb., 12/14/09; vs. Nicholls State, 13 pts-11 reb., 12/17/09
.....	
.....	
Had a triple-double	Shaquille O'Neal, 26 pts-13 reb-11 blks, vs. BYU, 3-19-92
Played 40 minutes in a game.....	40 Malcom White, vs. McNeese, 12/16/10
.....	41 Ralston Turner, vs. McNeese, 12/16/10
Played 41 or more in a game	41 Ralston Turner, vs. McNeese, 12/16/10
Played 50 or more minutes in a game	54 Maurice Carter, vs. Alabama, 2-10-99

THE STAT CREW SYSTEM
LSU Combined Team Statistics (as of Jan 02, 2011)
All games

RECORD:	OVERALL	HOME	AWAY	NEUTRAL
ALL GAMES	8-7	7-3	1-2	0-2
CONFERENCE	0-0	0-0	0-0	0-0
NON-CONFERENCE	8-7	7-3	1-2	0-2

##	Player	gp-gs	min	avg	Total		3-Point		F-Throw		Rebounds			pf	dq	a	to	blk	stl	pts	avg	
					fg-fga	fg%	3fg-fga	3fg%	ft-fa	ft%	off	def	tot									avg
10	STRINGER, Andre	15-13	430	28.7	56-148	.378	33-86	.384	63-80	.788	5	30	35	2.3	35	1	41	38	4	17	208	13.9
22	TURNER, Ralston	15-15	462	30.8	67-170	.394	34-98	.347	37-54	.685	9	38	47	3.1	36	1	23	34	3	10	205	13.7
05	WHITE, Malcolm	15-14	372	24.8	49-98	.500	0-0	.000	34-58	.586	36	47	83	5.5	42	2	4	22	19	4	132	8.8
45	DOTSON, Aaron	15-15	411	27.4	33-79	.418	12-24	.500	42-55	.764	13	29	42	2.8	45	2	32	25	7	6	120	8.0
24	WARREN, Storm	14-13	334	23.9	48-98	.490	0-0	.000	9-17	.529	36	59	95	6.8	40	1	8	21	15	20	105	7.5
03	GREEN, Garrett	15-2	218	14.5	34-77	.442	2-5	.400	13-30	.433	25	51	76	5.1	33	1	3	16	7	11	83	5.5
21	DERENBECKER, Matt	15-0	235	15.7	25-66	.379	12-37	.324	9-13	.692	4	17	21	1.4	23	0	15	10	1	5	71	4.7
13	LUDWIG, Eddie	15-1	215	14.3	10-28	.357	0-2	.000	25-31	.806	17	28	45	3.0	25	2	10	13	0	11	45	3.0
04	BASS, Chris	15-2	253	16.9	12-29	.414	1-3	.333	6-15	.400	6	26	32	2.1	14	0	41	23	1	12	31	2.1
14	COURTNEY, Jalen	11-0	46	4.2	3-8	.375	1-3	.333	4-6	.667	2	4	6	0.5	5	0	0	1	0	0	11	1.0
25	POPULIST, Daron	9-0	46	5.1	3-9	.333	2-5	.400	0-0	.000	0	5	5	0.6	10	0	6	3	0	0	8	0.9
15	HARRIS, Dennis	4-0	28	7.0	1-4	.250	0-0	.000	0-0	.000	1	4	5	1.3	5	0	0	2	2	2	2	0.5
Team											36	26	62				6					
Total.....		15	3050		341-814	.419	97-263	.369	242-359	.674	190	364	554	36.9	313	10	183	214	59	98	1021	68.1
Opponents.....		15	3050		321-817	.393	71-241	.295	234-345	.678	192	338	530	35.3	304	5	102	210	58	115	947	63.1

TEAM STATISTICS	LSU	OPP	Date	Opponent	Score	Att.
SCORING	1021	947	11/12/10	NORTHWESTERN STATE	w 87-78	7842
Points per game	68.1	63.1	11/16/10	NICHOLLS STATE	L 53-62	6913
Scoring margin	+4.9	-	11/18/10	TENNESSEE-MARTIN	w 79-56	6607
FIELD GOALS-ATT	341-814	321-817	11/21/10	vs Memphis	L 61-70	7941
Field goal pct	.419	.393	11/24/10	CENTENARY	w 78-36	6742
3 POINT FG-ATT	97-263	71-241	11/28/10	at South Alabama	w 80-65	3653
3-point FG pct	.369	.295	11/30/10	HOUSTON	w 73-57	6688
3-pt FG made per game	6.5	4.7	12/11/10	CENTRAL MICHIGAN	w 59-55	6898
FREE THROWS-ATT	242-359	234-345	12/13/10	COASTAL CAROLINA	Lot 69-78	6425
Free throw pct	.674	.678	12/16/10	MCNEESE STATE	Wot 78-66	6445
F-Throws made per game	16.1	15.6	12/18/10	vs Wichita State	L 69-70	2165
REBOUNDS	554	530	12/22/10	NORTH TEXAS	L 55-75	7017
Rebounds per game	36.9	35.3	12/27/10	SOUTHERN	w 62-41	6739
Rebounding margin	+1.6	-	12/29/10	at Rice	L 68-74	3358
ASSISTS	183	102	01/02/11	at Virginia	L 50-64	10049
Assists per game	12.2	6.8				
TURNOVERS	214	210				
Turnovers per game	14.3	14.0				
Turnover margin	-0.3	-				
Assist/turnover ratio	0.9	0.5				
STEALS	98	115				
Steals per game	6.5	7.7				
BLOCKS	59	58				
Blocks per game	3.9	3.9				
ATTENDANCE	68316	27166				
Home games-Avg/Game	10-6832	3-5687				
Neutral site-Avg/Game	-	2-5053				

* - Conference game

Score by Periods	1st	2nd	OT	Totals
LSU	475	523	23	1021
Opponents	413	514	20	947

THE STAT CREW SYSTEM
LSU Category Leaders (as of Jan 02, 2011)
All games

Points	G	Pts	Pts/G	Scoring Average	G	Pts	Avg/G
STRINGER, Andre	15	208	13.9	STRINGER, Andre	15	208	13.9
TURNER, Ralston	15	205	13.7	TURNER, Ralston	15	205	13.7
WHITE, Malcolm	15	132	8.8	WHITE, Malcolm	15	132	8.8
DOTSON, Aaron	15	120	8.0	DOTSON, Aaron	15	120	8.0
WARREN, Storm	14	105	7.5	WARREN, Storm	14	105	7.5
GREEN, Garrett	15	83	5.5	GREEN, Garrett	15	83	5.5
DERENBECKER, Matt	15	71	4.7	DERENBECKER, Matt	15	71	4.7
LUDWIG, Eddie	15	45	3.0	LUDWIG, Eddie	15	45	3.0
BASS, Chris	15	31	2.1	BASS, Chris	15	31	2.1
COURTNEY, Jalen	11	11	1.0	COURTNEY, Jalen	11	11	1.0
POPULIST, Daron	9	8	0.9	POPULIST, Daron	9	8	0.9
HARRIS, Dennis	4	2	0.5	HARRIS, Dennis	4	2	0.5

FG Percentage	FG	Att	Pct	Field Goal Attempts	G	Att	Att/G
WHITE, Malcolm	49	98	.500	TURNER, Ralston	15	170	11.3
WARREN, Storm	48	98	.490	STRINGER, Andre	15	148	9.9
GREEN, Garrett	34	77	.442	WARREN, Storm	14	98	7.0
DOTSON, Aaron	33	79	.418	WHITE, Malcolm	15	98	6.5
BASS, Chris	12	29	.414	DOTSON, Aaron	15	79	5.3

	FG	Att	Pct	Field Goals Made	G	Made	Made/G
TURNER, Ralston	67	170	.394	TURNER, Ralston	15	67	4.5
DERENBECKER, Matt	25	66	.379	STRINGER, Andre	15	56	3.7
STRINGER, Andre	56	148	.378	WHITE, Malcolm	15	49	3.3
COURTNEY, Jalen	3	8	.375	WARREN, Storm	14	48	3.4
LUDWIG, Eddie	10	28	.357	GREEN, Garrett	15	34	2.3
POPULIST, Daron	3	9	.333				
HARRIS, Dennis	1	4	.250				

3-Point Percentage	3FG	Att	Pct	3-Point FG Attempts	G	Att	Att/G
DOTSON, Aaron	12	24	.500	TURNER, Ralston	15	98	6.5
POPULIST, Daron	2	5	.400	STRINGER, Andre	15	86	5.7
GREEN, Garrett	2	5	.400	DERENBECKER, Matt	15	37	2.5
STRINGER, Andre	33	86	.384	DOTSON, Aaron	15	24	1.6
TURNER, Ralston	34	98	.347	GREEN, Garrett	15	5	0.3
COURTNEY, Jalen	1	3	.333	POPULIST, Daron	9	5	0.6
BASS, Chris	1	3	.333				

	3FG	Att	Pct	3-Point FG Made	G	Made	Made/G
DERENBECKER, Matt	12	37	.324	TURNER, Ralston	15	34	2.3
LUDWIG, Eddie	0	2	.000	STRINGER, Andre	15	33	2.2
				DERENBECKER, Matt	15	12	0.8
				DOTSON, Aaron	15	12	0.8
				GREEN, Garrett	15	2	0.1
				POPULIST, Daron	9	2	0.2

Free Throw Percent	FG	Att	Pct	Free Throw Attempts	G	Att	Att/G
LUDWIG, Eddie	25	31	.806	STRINGER, Andre	15	80	5.3
STRINGER, Andre	63	80	.788	WHITE, Malcolm	15	58	3.9
DOTSON, Aaron	42	55	.764	DOTSON, Aaron	15	55	3.7
DERENBECKER, Matt	9	13	.692	TURNER, Ralston	15	54	3.6
TURNER, Ralston	37	54	.685	LUDWIG, Eddie	15	31	2.1
COURTNEY, Jalen	4	6	.667				

	FG	Att	Pct	Free Throws Made	G	Made	Made/G
WHITE, Malcolm	34	58	.586	STRINGER, Andre	15	63	4.2
WARREN, Storm	9	17	.529	DOTSON, Aaron	15	42	2.8
GREEN, Garrett	13	30	.433	TURNER, Ralston	15	37	2.5
BASS, Chris	6	15	.400	WHITE, Malcolm	15	34	2.3
				LUDWIG, Eddie	15	25	1.7

THE STAT CREW SYSTEM
LSU Category Leaders (as of Jan 02, 2011)
All games

<u>Rebounds</u>	<u>G</u>	<u>Reb</u>	<u>Reb/G</u>	<u>Assists</u>	<u>G</u>	<u>No.</u>	<u>Ast/G</u>
WARREN, Storm	14	95	6.8	BASS, Chris	15	41	2.7
WHITE, Malcolm	15	83	5.5	STRINGER, Andre	15	41	2.7
GREEN, Garrett	15	76	5.1	DOTSON, Aaron	15	32	2.1
TURNER, Ralston	15	47	3.1	TURNER, Ralston	15	23	1.5
LUDWIG, Eddie	15	45	3.0	DERENBECKER, Matt	15	15	1.0

<u>Rebound Average</u>	<u>G</u>	<u>Reb</u>	<u>Avg/G</u>	<u>Steals</u>	<u>G</u>	<u>No.</u>	<u>Stl/G</u>
WARREN, Storm	14	95	6.8	WARREN, Storm	14	20	1.4
WHITE, Malcolm	15	83	5.5	STRINGER, Andre	15	17	1.1
GREEN, Garrett	15	76	5.1	BASS, Chris	15	12	0.8
TURNER, Ralston	15	47	3.1	GREEN, Garrett	15	11	0.7
LUDWIG, Eddie	15	45	3.0	LUDWIG, Eddie	15	11	0.7

<u>Offensive Rebounds</u>	<u>G</u>	<u>No.</u>	<u>Avg/G</u>	<u>Blocked Shots</u>	<u>G</u>	<u>No.</u>	<u>Blk/G</u>
WARREN, Storm	14	36	2.6	WHITE, Malcolm	15	19	1.3
WHITE, Malcolm	15	36	2.4	WARREN, Storm	14	15	1.1
GREEN, Garrett	15	25	1.7	GREEN, Garrett	15	7	0.5
LUDWIG, Eddie	15	17	1.1	DOTSON, Aaron	15	7	0.5
DOTSON, Aaron	15	13	0.9	STRINGER, Andre	15	4	0.3

<u>Defensive Rebounds</u>	<u>G</u>	<u>No.</u>	<u>Avg/G</u>	<u>Minutes</u>	<u>G</u>	<u>No.</u>	<u>Min/G</u>
WARREN, Storm	14	59	4.2	TURNER, Ralston	15	462	30.8
GREEN, Garrett	15	51	3.4	STRINGER, Andre	15	430	28.7
WHITE, Malcolm	15	47	3.1	DOTSON, Aaron	15	411	27.4
TURNER, Ralston	15	38	2.5	WHITE, Malcolm	15	372	24.8
STRINGER, Andre	15	30	2.0	WARREN, Storm	14	334	23.9

<u>Fouls</u>	<u>G</u>	<u>No.</u>	<u>Per/G</u>	<u>Turnovers</u>	<u>G</u>	<u>No.</u>	<u>TO/G</u>
DOTSON, Aaron	15	45	3.0	STRINGER, Andre	15	38	2.5
WHITE, Malcolm	15	42	2.8	TURNER, Ralston	15	34	2.3
WARREN, Storm	14	40	2.9	DOTSON, Aaron	15	25	1.7
TURNER, Ralston	15	36	2.4	BASS, Chris	15	23	1.5
STRINGER, Andre	15	35	2.3	WHITE, Malcolm	15	22	1.5

<u>Foulsouts</u>	<u>G</u>	<u>No.</u>
DOTSON, Aaron	15	2
WHITE, Malcolm	15	2
LUDWIG, Eddie	15	2
TURNER, Ralston	15	1
STRINGER, Andre	15	1
WARREN, Storm	14	1
GREEN, Garrett	15	1

THE STAT CREW SYSTEM
 LSU Team Game-by-Game (as of Jan 02, 2011)
 All games

TEAM STATISTICS

Opponent	Date	Score		Total		3-Pointers		Free throws		Rebounds				pf	a	t/o	blk	stl	pts	avg
				fg-fga	pct	3fg-fga	pct	ft-fta	pct	off	def	tot	avg							
NORTHWESTERN STATE	11/12/10	87-78	W	24-40	.600	7-15	.467	32-46	.696	9	24	33	33.0	30	13	25	4	13	87	87.0
NICHOLLS STATE	11/16/10	53-62	L	16-43	.372	6-18	.333	15-21	.714	7	30	37	35.0	22	8	18	4	3	53	70.0
TENNESSEE-MARTIN	11/18/10	79-56	W	27-62	.435	3-15	.200	22-29	.759	22	30	52	40.7	20	11	15	5	7	79	73.0
vs Memphis	11/21/10	61-70	L	18-52	.346	5-15	.333	20-29	.690	9	26	35	39.2	27	13	13	4	7	61	70.0
CENTENARY	11/24/10	78-36	W	29-61	.475	10-24	.417	10-17	.588	17	26	43	40.0	12	17	9	4	7	78	71.6
at South Alabama	11/28/10	80-65	W	25-47	.532	12-17	.706	18-28	.643	9	29	38	39.7	24	14	14	3	5	80	73.0
HOUSTON	11/30/10	73-57	W	26-52	.500	5-14	.357	16-21	.762	14	21	35	39.0	16	14	17	5	10	73	73.0
CENTRAL MICHIGAN	12/11/10	59-55	W	20-42	.476	3-7	.429	16-22	.727	7	23	30	37.9	17	12	17	4	8	59	71.2
COASTAL CAROLINA	12/13/10	69-78	Lot	26-64	.406	7-22	.318	10-17	.588	14	21	35	37.6	23	13	16	4	5	69	71.0
MCNEESE STATE	12/16/10	78-66	Wot	25-57	.439	6-20	.300	22-31	.710	14	26	40	37.8	16	16	13	7	3	78	71.7
vs Wichita State	12/18/10	69-70	L	19-56	.339	8-21	.381	23-31	.742	14	22	36	37.6	22	6	11	2	6	69	71.5
NORTH TEXAS	12/22/10	55-75	L	23-63	.365	3-13	.231	6-12	.500	14	18	32	37.2	19	9	12	4	4	55	70.1
SOUTHERN	12/27/10	62-41	W	23-62	.371	7-21	.333	9-14	.643	13	32	45	37.8	13	16	11	6	8	62	69.5
at Rice	12/29/10	68-74	L	22-62	.355	12-28	.429	12-24	.500	15	16	31	37.3	37	14	11	0	9	68	69.4
at Virginia	01/02/11	50-64	L	18-51	.353	3-13	.231	11-17	.647	12	20	32	36.9	15	7	12	3	3	50	68.1
LSU		1021		341-814	.419	97-263	.369	242-359	.674	190	364	554	36.9	313	183	214	59	98	1021	68.1
Opponents		947		321-817	.393	71-241	.295	234-345	.678	192	338	530	35.3	304	102	210	58	115	947	63.1

Games played: 15
 Points/game: 68.1
 FG Pct: 41.9
 3FG Pct: 36.9
 FT Pct: 67.4

Rebounds/game: 36.9
 Assists/game: 12.2
 Turnovers/game: 14.3
 Assist/turnover ratio: 0.9
 Steals/game: 6.5
 Blocks/game: 3.9

THE STAT CREW SYSTEM
 LSU Opponent Game-by-Game (as of Jan 02, 2011)
 All games

OPPONENT STATISTICS

Opponent	Date	Score		Total		3-Pointers		Free throws		Rebounds				pf	a	t/o	blk	stl	pts	avg
				fg-fga	pct	3fg-fga	pct	ft-fta	pct	off	def	tot	avg							
NORTHWESTERN STATE	11/12/10	87-78	W	29-70	.414	7-26	.269	13-27	.481	24	12	36	36.0	32	8	17	3	14	78	78.0
NICHOLLS STATE	11/16/10	53-62	L	19-53	.358	6-19	.316	18-27	.667	10	23	33	34.5	19	7	8	2	12	62	70.0
TENNESSEE-MARTIN	11/18/10	79-56	W	19-60	.317	4-18	.222	14-22	.636	16	16	32	33.7	23	4	14	2	8	56	65.3
vs Memphis	11/21/10	61-70	L	23-49	.469	7-19	.368	17-28	.607	6	27	33	33.5	27	9	16	5	7	70	66.5
CENTENARY	11/24/10	78-36	W	13-46	.283	4-15	.267	6-10	.600	7	19	26	32.0	16	7	15	4	5	36	60.4
at South Alabama	11/28/10	80-65	W	18-54	.333	6-16	.375	23-31	.742	12	17	29	31.5	24	10	9	7	4	65	61.2
HOUSTON	11/30/10	73-57	W	23-58	.397	6-16	.375	5-12	.417	18	14	32	31.6	20	6	19	3	6	57	60.6
CENTRAL MICHIGAN	12/11/10	59-55	W	17-48	.354	3-10	.300	18-23	.783	11	18	29	31.3	18	2	16	2	9	55	59.9
COASTAL CAROLINA	12/13/10	69-78	Lot	27-60	.450	5-14	.357	19-26	.731	16	29	45	32.8	18	7	16	5	8	78	61.9
MCNEESE STATE	12/16/10	78-66	Wot	25-65	.385	6-23	.261	10-15	.667	16	23	39	33.4	20	9	12	6	11	66	62.3
vs Wichita State	12/18/10	69-70	L	21-52	.404	5-17	.294	23-30	.767	15	26	41	34.1	24	4	15	3	4	70	63.0
NORTH TEXAS	12/22/10	55-75	L	29-56	.518	3-9	.333	14-15	.933	10	31	41	34.7	14	7	13	3	8	75	64.0
SOUTHERN	12/27/10	62-41	W	17-56	.304	1-10	.100	6-11	.545	10	29	39	35.0	14	2	15	4	8	41	62.2
at Rice	12/29/10	68-74	L	20-38	.526	2-10	.200	32-47	.681	8	31	39	35.3	20	10	14	3	5	74	63.1
at Virginia	01/02/11	50-64	L	21-52	.404	6-19	.316	16-21	.762	13	23	36	35.3	15	10	11	6	6	64	63.1
Opponents		947		321-817	.393	71-241	.295	234-345	.678	192	338	530	35.3	304	102	210	58	115	947	63.1
LSU		1021		341-814	.419	97-263	.369	242-359	.674	190	364	554	36.9	313	183	214	59	98	1021	68.1

Games played: 15
 Points/game: 63.1
 FG Pct: 39.3
 3FG Pct: 29.5
 FT Pct: 67.8

Rebounds/game: 35.3
 Assists/game: 6.8
 Turnovers/game: 14.0
 Assist/turnover ratio: 0.5
 Steals/game: 7.7
 Blocks/game: 3.9

THE STAT CREW SYSTEM
LSU Points-Rebounds-Assists (as of Jan 02, 2011)
All games

Opponent	Date	Score		03	04	05	10	13	14	15
				GREEN,GARR	BASS,CHRIS	WHITE,MALC	STRINGER,A	LUDWIG,EDD	COURTNEY,J	HARRIS,DEN
NORTHWESTERN STATE	11/12/10	87-78	w	2-6-0	4-2-2	12-4-0	21-3-5	4-3-0	2-0-0	DNP
NICHOLLS STATE	11/16/10	53-62	L	0-4-1	0-2-0	2-2-0	14-2-3	4-2-0	DNP	DNP
TENNESSEE-MARTIN	11/18/10	79-56	w	3-3-0	4-3-5	12-15-2	15-2-1	5-1-0	1-1-0	DNP
vs Memphis	11/21/10	61-70	L	8-4-0	0-2-4	5-4-0	13-2-2	8-8-1	2-0-0	DNP
CENTENARY	11/24/10	78-36	w	8-9-0	3-5-1	14-7-0	16-0-4	6-5-4	2-3-0	DNP
at South Alabama	11/28/10	80-65	w	0-5-0	1-2-0	4-4-0	21-4-3	4-4-4	0-0-0	DNP
HOUSTON	11/30/10	73-57	w	4-5-0	2-1-4	9-2-0	13-3-3	5-3-0	DNP	DNP
CENTRAL MICHIGAN	12/11/10	59-55	w	2-3-0	6-4-4	12-4-0	8-1-0	3-2-0	DNP	2-0-0
COASTAL CAROLINA	12/13/10	69-78	L	9-4-0	4-0-1	5-3-0	16-2-5	0-1-0	0-0-0	0-3-0
MCNEESE STATE	12/16/10	78-66	w	3-3-1	0-3-2	13-9-0	15-6-5	0-0-0	DNP	DNP
vs Wichita State	12/18/10	69-70	L	15-13-0	2-0-2	3-1-0	18-2-1	2-3-0	0-0-0	0-2-0
NORTH TEXAS	12/22/10	55-75	L	10-5-1	0-2-4	12-7-0	7-1-0	1-1-0	3-1-0	0-0-0
SOUTHERN	12/27/10	62-41	w	3-4-0	0-2-2	16-11-0	6-5-4	2-4-0	1-1-0	DNP
at Rice	12/29/10	68-74	L	4-3-0	3-1-8	2-4-1	19-0-4	0-4-0	0-0-0	DNP
at Virginia	01/02/11	50-64	L	12-5-0	2-3-2	11-6-1	6-2-1	1-4-1	0-0-0	DNP

Opponent	Date	Score		21	22	24	25	45
				DERENBECKE	TURNER,RAL	WARREN,STO	POPULIST,D	DOTSON,AAR
NORTHWESTERN STATE	11/12/10	87-78	w	0-0-0	21-5-2	4-4-2	0-0-2	17-3-0
NICHOLLS STATE	11/16/10	53-62	L	14-6-0	6-2-2	8-14-1	0-0-0	5-2-1
TENNESSEE-MARTIN	11/18/10	79-56	w	2-2-0	10-1-0	12-11-0	2-2-1	13-6-2
vs Memphis	11/21/10	61-70	L	0-1-1	11-2-1	2-3-0	DNP	12-4-4
CENTENARY	11/24/10	78-36	w	6-0-1	8-3-1	1-6-1	6-2-1	8-1-4
at South Alabama	11/28/10	80-65	w	9-4-2	17-1-0	9-3-0	0-1-1	15-3-4
HOUSTON	11/30/10	73-57	w	5-0-0	15-3-5	12-11-0	DNP	8-3-2
CENTRAL MICHIGAN	12/11/10	59-55	w	0-0-1	9-7-4	8-4-0	0-0-1	9-0-2
COASTAL CAROLINA	12/13/10	69-78	L	3-1-3	15-6-1	8-5-0	DNP	9-5-3
MCNEESE STATE	12/16/10	78-66	w	0-1-1	23-2-3	17-6-1	DNP	7-3-3
vs Wichita State	12/18/10	69-70	L	4-1-1	21-2-0	2-4-0	DNP	2-2-2
NORTH TEXAS	12/22/10	55-75	L	3-0-2	9-4-1	10-9-0	DNP	0-1-1
SOUTHERN	12/27/10	62-41	w	8-2-3	15-2-1	5-6-3	0-0-0	6-4-3
at Rice	12/29/10	68-74	L	17-3-0	14-2-1	7-9-0	0-0-0	2-1-0
at Virginia	01/02/11	50-64	L	0-0-0	11-5-1	DNP	0-0-0	7-4-1

THE STAT CREW SYSTEM
LSU Team High/Low Analysis (as of Jan 02, 2011)
All games

LSU - TEAM GAME HIGHS

POINTS	87		NORTHWESTERN STATE (11/12/10)
	80		at South Alabama (11/28/10)
	79		TENNESSEE-MARTIN (11/18/10)
	78		MCNEESE STATE (12/16/10)
	78		CENTENARY (11/24/10)
	29		CENTENARY (11/24/10)
FIELD GOALS MADE	27		TENNESSEE-MARTIN (11/18/10)
	26		COASTAL CAROLINA (12/13/10)
	26		HOUSTON (11/30/10)
	64		COASTAL CAROLINA (12/13/10)
FIELD GOAL ATTEMPTS	63		NORTH TEXAS (12/22/10)
	62		at Rice (12/29/10)
	62		SOUTHERN (12/27/10)
	62		TENNESSEE-MARTIN (11/18/10)
FIELD GOAL PERCENTAGE	.600	(24-40)	NORTHWESTERN STATE (11/12/10)
	.532	(25-47)	at South Alabama (11/28/10)
	.500	(26-52)	HOUSTON (11/30/10)
	12		at Rice (12/29/10)
3 PT FIELD GOALS MADE	12		at South Alabama (11/28/10)
	10		CENTENARY (11/24/10)
3 PT FG ATTEMPTS	28		at Rice (12/29/10)
	24		CENTENARY (11/24/10)
	22		COASTAL CAROLINA (12/13/10)
	.706	(12-17)	at South Alabama (11/28/10)
3 PT FG PERCENTAGE	.467	(7-15)	NORTHWESTERN STATE (11/12/10)
	.429	(12-28)	at Rice (12/29/10)
	.429	(3-7)	CENTRAL MICHIGAN (12/11/10)
	32		NORTHWESTERN STATE (11/12/10)
FREE THROWS MADE	23		vs Wichita State (12/18/10)
	22		MCNEESE STATE (12/16/10)
	22		TENNESSEE-MARTIN (11/18/10)
	46		NORTHWESTERN STATE (11/12/10)
FREE THROW ATTEMPTS	31		vs Wichita State (12/18/10)
	31		MCNEESE STATE (12/16/10)
FREE THROW PERCENTAGE	.762	(16-21)	HOUSTON (11/30/10)
	.759	(22-29)	TENNESSEE-MARTIN (11/18/10)
	.742	(23-31)	vs Wichita State (12/18/10)
	52		TENNESSEE-MARTIN (11/18/10)
REBOUNDS	45		SOUTHERN (12/27/10)
	43		CENTENARY (11/24/10)
ASSISTS	17		CENTENARY (11/24/10)
	16		SOUTHERN (12/27/10)
	16		MCNEESE STATE (12/16/10)
	13		NORTHWESTERN STATE (11/12/10)
STEALS	10		HOUSTON (11/30/10)
	9		at Rice (12/29/10)
BLOCKED SHOTS	7		MCNEESE STATE (12/16/10)
	6		SOUTHERN (12/27/10)
	5		HOUSTON (11/30/10)
	5		TENNESSEE-MARTIN (11/18/10)
TURNOVERS	25		NORTHWESTERN STATE (11/12/10)
	18		NICHOLLS STATE (11/16/10)
	17		CENTRAL MICHIGAN (12/11/10)
	17		HOUSTON (11/30/10)
FOULS	37		at Rice (12/29/10)
	30		NORTHWESTERN STATE (11/12/10)
	27		vs Memphis (11/21/10)

THE STAT CREW SYSTEM
LSU High/Low Analysis (as of Jan 02, 2011)
All games

Opponent - GAME HIGHS

POINTS	78		COASTAL CAROLINA (12/13/10)
	78		NORTHWESTERN STATE (11/12/10)
	75		NORTH TEXAS (12/22/10)
	74		at Rice (12/29/10)
	70		vs Wichita State (12/18/10)
	70		vs Memphis (11/21/10)
FIELD GOALS MADE	29		NORTH TEXAS (12/22/10)
	29		NORTHWESTERN STATE (11/12/10)
	27		COASTAL CAROLINA (12/13/10)
FIELD GOAL ATTEMPTS	70		NORTHWESTERN STATE (11/12/10)
	65		MCNEESE STATE (12/16/10)
	60		COASTAL CAROLINA (12/13/10)
	60		TENNESSEE-MARTIN (11/18/10)
FIELD GOAL PERCENTAGE	.526	(20-38)	at Rice (12/29/10)
	.518	(29-56)	NORTH TEXAS (12/22/10)
	.469	(23-49)	vs Memphis (11/21/10)
3 PT FIELD GOALS MADE	7		vs Memphis (11/21/10)
	7		NORTHWESTERN STATE (11/12/10)
	6		at Virginia (01/02/11)
	6		MCNEESE STATE (12/16/10)
	6		HOUSTON (11/30/10)
	6		at South Alabama (11/28/10)
	6		NICHOLLS STATE (11/16/10)
3 PT FG ATTEMPTS	26		NORTHWESTERN STATE (11/12/10)
	23		MCNEESE STATE (12/16/10)
	19		at Virginia (01/02/11)
	19		vs Memphis (11/21/10)
	19		NICHOLLS STATE (11/16/10)
3 PT FG PERCENTAGE	.375	(6-16)	HOUSTON (11/30/10)
	.375	(6-16)	at South Alabama (11/28/10)
	.368	(7-19)	vs Memphis (11/21/10)
FREE THROWS MADE	32		at Rice (12/29/10)
	23		vs Wichita State (12/18/10)
	23		at South Alabama (11/28/10)
FREE THROW ATTEMPTS	47		at Rice (12/29/10)
	31		at South Alabama (11/28/10)
	30		vs Wichita State (12/18/10)
FREE THROW PERCENTAGE	.933	(14-15)	NORTH TEXAS (12/22/10)
	.783	(18-23)	CENTRAL MICHIGAN (12/11/10)
	.767	(23-30)	vs Wichita State (12/18/10)
REBOUNDS	45		COASTAL CAROLINA (12/13/10)
	41		NORTH TEXAS (12/22/10)
	41		vs Wichita State (12/18/10)
ASSISTS	10		at Virginia (01/02/11)
	10		at Rice (12/29/10)
	10		at South Alabama (11/28/10)
STEALS	14		NORTHWESTERN STATE (11/12/10)
	12		NICHOLLS STATE (11/16/10)
	11		MCNEESE STATE (12/16/10)
BLOCKED SHOTS	7		at South Alabama (11/28/10)
	6		at Virginia (01/02/11)
	6		MCNEESE STATE (12/16/10)
TURNOVERS	19		HOUSTON (11/30/10)
	17		NORTHWESTERN STATE (11/12/10)
	16		COASTAL CAROLINA (12/13/10)
	16		CENTRAL MICHIGAN (12/11/10)

THE STAT CREW SYSTEM
LSU High/Low Analysis (as of Jan 02, 2011)
All games

LSU - GAME LOWS

POINTS	50		at Virginia (01/02/11)
	53		NICHOLLS STATE (11/16/10)
	55		NORTH TEXAS (12/22/10)
	59		CENTRAL MICHIGAN (12/11/10)
	61		vs Memphis (11/21/10)
FIELD GOALS MADE	16		NICHOLLS STATE (11/16/10)
	18		vs Memphis (11/21/10)
	18		at Virginia (01/02/11)
FIELD GOAL ATTEMPTS	40		NORTHWESTERN STATE (11/12/10)
	42		CENTRAL MICHIGAN (12/11/10)
	43		NICHOLLS STATE (11/16/10)
FIELD GOAL PERCENTAGE	.339	(19-56)	vs Wichita State (12/18/10)
	.346	(18-52)	vs Memphis (11/21/10)
	.353	(18-51)	at Virginia (01/02/11)
3 PT FIELD GOALS MADE	3		TENNESSEE-MARTIN (11/18/10)
	3		CENTRAL MICHIGAN (12/11/10)
	3		NORTH TEXAS (12/22/10)
	3		at Virginia (01/02/11)
3 PT FG ATTEMPTS	7		CENTRAL MICHIGAN (12/11/10)
	13		NORTH TEXAS (12/22/10)
	13		at Virginia (01/02/11)
3 PT FG PERCENTAGE	.200	(3-15)	TENNESSEE-MARTIN (11/18/10)
	.231	(3-13)	NORTH TEXAS (12/22/10)
	.231	(3-13)	at Virginia (01/02/11)
FREE THROWS MADE	6		NORTH TEXAS (12/22/10)
	9		SOUTHERN (12/27/10)
	10		CENTENARY (11/24/10)
	10		COASTAL CAROLINA (12/13/10)
FREE THROW ATTEMPTS	12		NORTH TEXAS (12/22/10)
	14		SOUTHERN (12/27/10)
	17		CENTENARY (11/24/10)
	17		COASTAL CAROLINA (12/13/10)
	17		at Virginia (01/02/11)
FREE THROW PERCENTAGE	.500	(6-12)	NORTH TEXAS (12/22/10)
	.500	(12-24)	at Rice (12/29/10)
	.588	(10-17)	CENTENARY (11/24/10)
	.588	(10-17)	COASTAL CAROLINA (12/13/10)
REBOUNDS	30		CENTRAL MICHIGAN (12/11/10)
	31		at Rice (12/29/10)
	32		NORTH TEXAS (12/22/10)
	32		at Virginia (01/02/11)
ASSISTS	6		vs Wichita State (12/18/10)
	7		at Virginia (01/02/11)
	8		NICHOLLS STATE (11/16/10)
STEALS	3		NICHOLLS STATE (11/16/10)
	3		MCNEESE STATE (12/16/10)
	3		at Virginia (01/02/11)
BLOCKED SHOTS	0		at Rice (12/29/10)
	2		vs Wichita State (12/18/10)
	3		at South Alabama (11/28/10)
	3		at Virginia (01/02/11)
TURNOVERS	9		CENTENARY (11/24/10)
	11		vs Wichita State (12/18/10)
	11		SOUTHERN (12/27/10)
	11		at Rice (12/29/10)
FOULS	12		CENTENARY (11/24/10)

THE STAT CREW SYSTEM
 LSU High/Low Analysis (as of Jan 02, 2011)
 All games

Opponent - GAME LOWS

POINTS	36		CENTENARY (11/24/10)
	41		SOUTHERN (12/27/10)
	55		CENTRAL MICHIGAN (12/11/10)
FIELD GOALS MADE	56		TENNESSEE-MARTIN (11/18/10)
	57		HOUSTON (11/30/10)
	13		CENTENARY (11/24/10)
FIELD GOAL ATTEMPTS	17		CENTRAL MICHIGAN (12/11/10)
	17		SOUTHERN (12/27/10)
	38		at Rice (12/29/10)
FIELD GOAL PERCENTAGE	46		CENTENARY (11/24/10)
	48		CENTRAL MICHIGAN (12/11/10)
	.283	(13-46)	CENTENARY (11/24/10)
3 PT FIELD GOALS MADE	.304	(17-56)	SOUTHERN (12/27/10)
	.317	(19-60)	TENNESSEE-MARTIN (11/18/10)
	1		SOUTHERN (12/27/10)
3 PT FG ATTEMPTS	2		at Rice (12/29/10)
	3		CENTRAL MICHIGAN (12/11/10)
	3		NORTH TEXAS (12/22/10)
3 PT FG PERCENTAGE	9		NORTH TEXAS (12/22/10)
	10		CENTRAL MICHIGAN (12/11/10)
	10		SOUTHERN (12/27/10)
FREE THROWS MADE	10		at Rice (12/29/10)
	.100	(1-10)	SOUTHERN (12/27/10)
	.200	(2-10)	at Rice (12/29/10)
FREE THROW ATTEMPTS	.222	(4-18)	TENNESSEE-MARTIN (11/18/10)
	5		HOUSTON (11/30/10)
	6		CENTENARY (11/24/10)
FREE THROW PERCENTAGE	6		SOUTHERN (12/27/10)
	10		CENTENARY (11/24/10)
	11		SOUTHERN (12/27/10)
REBOUNDS	12		HOUSTON (11/30/10)
	.417	(5-12)	HOUSTON (11/30/10)
	.481	(13-27)	NORTHWESTERN STATE (11/12/10)
ASSISTS	.545	(6-11)	SOUTHERN (12/27/10)
	26		CENTENARY (11/24/10)
	29		at South Alabama (11/28/10)
STEALS	29		CENTRAL MICHIGAN (12/11/10)
	2		CENTRAL MICHIGAN (12/11/10)
	2		SOUTHERN (12/27/10)
BLOCKED SHOTS	4		TENNESSEE-MARTIN (11/18/10)
	4		vs Wichita State (12/18/10)
	4		at South Alabama (11/28/10)
TURNOVERS	4		vs Wichita State (12/18/10)
	5		CENTENARY (11/24/10)
	5		at Rice (12/29/10)
FOULS	2		NICHOLLS STATE (11/16/10)
	2		TENNESSEE-MARTIN (11/18/10)
	2		CENTRAL MICHIGAN (12/11/10)
	8		NICHOLLS STATE (11/16/10)
	9		at South Alabama (11/28/10)
	11		at Virginia (01/02/11)
	14		NORTH TEXAS (12/22/10)
	14		SOUTHERN (12/27/10)
	15		at Virginia (01/02/11)

THE STAT CREW SYSTEM
LSU Player High/Low Analysis (as of Jan 02, 2011)
All games

LSU - INDIVIDUAL GAME HIGHS

Points	23		TURNER, Ralston vs McNeese State (12/16/10)
	21		TURNER, Ralston vs Wichita State (12/18/10)
	21		STRINGER, Andre at South Alabama (11/28/10)
	21		STRINGER, Andre vs Northwestern State (11/12/10)
	21		TURNER, Ralston vs Northwestern State (11/12/10)
Field Goals Made	8		WARREN, Storm vs McNeese State (12/16/10)
	7		WHITE, Malcolm vs Southern (12/27/10)
	7		STRINGER, Andre at South Alabama (11/28/10)
	6		GREEN, Garrett at Virginia (01/02/11)
	6		TURNER, Ralston vs Southern (12/27/10)
	6		TURNER, Ralston vs Wichita State (12/18/10)
	6		TURNER, Ralston vs McNeese State (12/16/10)
	6		STRINGER, Andre vs Coastal Carolina (12/13/10)
	6		WARREN, Storm vs Houston (11/30/10)
	6		TURNER, Ralston vs Houston (11/30/10)
	6		WHITE, Malcolm vs Centenary (11/24/10)
	6		WARREN, Storm vs Tennessee-Martin (11/18/10)
	6		TURNER, Ralston vs Northwestern State (11/12/10)
	Field Goal Att.	18	
16			TURNER, Ralston vs North Texas (12/22/10)
16			TURNER, Ralston vs Coastal Carolina (12/13/10)
15			STRINGER, Andre vs Wichita State (12/18/10)
15			TURNER, Ralston vs McNeese State (12/16/10)
FG Pct (min 5 made)	1.000	(5-5)	DOTSON, Aaron vs Northwestern State (11/12/10)
	.857	(6-7)	WHITE, Malcolm vs Centenary (11/24/10)
	.714	(5-7)	TURNER, Ralston at South Alabama (11/28/10)
	.714	(5-7)	STRINGER, Andre vs Centenary (11/24/10)
	.667	(8-12)	WARREN, Storm vs McNeese State (12/16/10)
	.667	(6-9)	GREEN, Garrett at Virginia (01/02/11)
3-Point FG Made	.667	(6-9)	WARREN, Storm vs Tennessee-Martin (11/18/10)
	5		TURNER, Ralston vs Wichita State (12/18/10)
	4		TURNER, Ralston at Rice (12/29/10)
	4		STRINGER, Andre at Rice (12/29/10)
	4		STRINGER, Andre vs Coastal Carolina (12/13/10)
	4		DOTSON, Aaron at South Alabama (11/28/10)
	4		STRINGER, Andre at South Alabama (11/28/10)
	4		STRINGER, Andre vs Centenary (11/24/10)
3-Point FG Att.	4		STRINGER, Andre vs Northwestern State (11/12/10)
	12		TURNER, Ralston at Rice (12/29/10)
	10		TURNER, Ralston vs McNeese State (12/16/10)
	9		TURNER, Ralston vs Southern (12/27/10)
	9		TURNER, Ralston vs Wichita State (12/18/10)
3-Pt FG Pct (min 3 made)	9		TURNER, Ralston vs Coastal Carolina (12/13/10)
	9		STRINGER, Andre vs Northwestern State (11/12/10)
	.800	(4-5)	DOTSON, Aaron at South Alabama (11/28/10)
	.750	(3-4)	TURNER, Ralston vs Central Michigan (12/11/10)
	.667	(4-6)	STRINGER, Andre at South Alabama (11/28/10)
Free Throws Made	.667	(4-6)	STRINGER, Andre vs Centenary (11/24/10)
	.667	(4-6)	STRINGER, Andre vs Northwestern State (11/12/10)
	.556	(5-9)	TURNER, Ralston vs Wichita State (12/18/10)
Free Throws Made	11		STRINGER, Andre vs Houston (11/30/10)
	8		GREEN, Garrett vs Wichita State (12/18/10)
	8		TURNER, Ralston vs McNeese State (12/16/10)

	8		STRINGER, Andre vs Memphis (11/21/10)
	8		STRINGER, Andre vs Tennessee-Martin (11/18/10)
Free Throw Att.	12		GREEN, Garrett vs Wichita State (12/18/10)
	12		STRINGER, Andre vs Houston (11/30/10)
	11		STRINGER, Andre vs Memphis (11/21/10)
	11		WHITE, Malcolm vs Northwestern State (11/12/10)
	10		TURNER, Ralston vs McNeese State (12/16/10)
	10		WHITE, Malcolm vs McNeese State (12/16/10)
	10		STRINGER, Andre vs Northwestern State (11/12/10)
FT Pct (min 5 made)	1.000	(6-6)	STRINGER, Andre vs Central Michigan (12/11/10)
	1.000	(5-5)	WHITE, Malcolm at Virginia (01/02/11)
	1.000	(5-5)	DOTSON, Aaron vs McNeese State (12/16/10)
	.917	(11-12)	STRINGER, Andre vs Houston (11/30/10)
	.889	(8-9)	STRINGER, Andre vs Tennessee-Martin (11/18/10)
Rebounds	15		WHITE, Malcolm vs Tennessee-Martin (11/18/10)
	14		WARREN, Storm vs Nicholls State (11/16/10)
	13		GREEN, Garrett vs Wichita State (12/18/10)
	11		WHITE, Malcolm vs Southern (12/27/10)
	11		WARREN, Storm vs Houston (11/30/10)
	11		WARREN, Storm vs Tennessee-Martin (11/18/10)
Assists	8		BASS, Chris at Rice (12/29/10)
	5		STRINGER, Andre vs McNeese State (12/16/10)
	5		STRINGER, Andre vs Coastal Carolina (12/13/10)
	5		TURNER, Ralston vs Houston (11/30/10)
	5		BASS, Chris vs Tennessee-Martin (11/18/10)
	5		STRINGER, Andre vs Northwestern State (11/12/10)
Steals	5		BASS, Chris vs Northwestern State (11/12/10)
	3		WARREN, Storm vs Southern (12/27/10)
	3		WARREN, Storm vs Houston (11/30/10)
	3		STRINGER, Andre vs Houston (11/30/10)
	3		GREEN, Garrett vs Centenary (11/24/10)
	3		STRINGER, Andre vs Tennessee-Martin (11/18/10)
	3		WARREN, Storm vs Nicholls State (11/16/10)
	3		LUDWIG, Eddie vs Northwestern State (11/12/10)
Blocked Shots	4		WARREN, Storm vs Houston (11/30/10)
	3		WHITE, Malcolm vs Southern (12/27/10)
	3		WHITE, Malcolm vs McNeese State (12/16/10)
	3		WARREN, Storm vs Centenary (11/24/10)
	3		WHITE, Malcolm vs Tennessee-Martin (11/18/10)
	3		WHITE, Malcolm vs Northwestern State (11/12/10)
Turnovers	6		STRINGER, Andre vs Central Michigan (12/11/10)
	6		TURNER, Ralston vs Houston (11/30/10)
	6		STRINGER, Andre vs Northwestern State (11/12/10)
	5		DOTSON, Aaron vs Coastal Carolina (12/13/10)
	5		BASS, Chris vs Northwestern State (11/12/10)
Fouls	5		WHITE, Malcolm at Rice (12/29/10)
	5		LUDWIG, Eddie at Rice (12/29/10)
	5		STRINGER, Andre at Rice (12/29/10)
	5		DOTSON, Aaron at Rice (12/29/10)
	5		DOTSON, Aaron at South Alabama (11/28/10)
	5		TURNER, Ralston at South Alabama (11/28/10)
	5		WHITE, Malcolm vs Memphis (11/21/10)
	5		WARREN, Storm vs Memphis (11/21/10)

2010-11 LSU Men's Basketball Game Boxscores

Game 1 - LSU 87, Northwestern State 78

11/12/10 7 p.m. at Maravich Center (Baton Rouge, LA)

NW ST	FG-A	3FG-A	FT-A	REB	PF	TP	A	TO	BLK	S	MIN
HULBIN, James f	0-4	0-2	0-2	5	4	0	0	3	1	0	8
EVANS, O.J. c	0-3	0-0	0-0	0	3	0	0	0	0	2	8
DAVIS, Shamir g	1-3	0-1	0-0	1	4	2	0	4	0	0	13
ELLIS, Louis g	1-5	0-2	2-2	4	1	4	1	2	0	1	16
CLARK, Charles g	0-1	0-0	0-0	0	1	0	1	0	0	0	9
KNIGHT, Dominic	1-6	0-1	0-0	1	2	2	1	0	0	1	12
WASHINGTON, T.	1-1	0-0	0-0	1	1	2	0	0	0	0	3
MCCONATHY, L.	0-0	0-0	0-0	0	2	0	2	0	0	0	13
ROBINSON, Patrick	0-1	0-1	0-0	0	0	0	0	0	0	0	3
BAKER, Devon	6-14	3-7	1-2	2	4	16	1	0	0	3	32
PRATT, Will	10-20	1-8	8-12	5	4	29	1	5	0	5	30
MOSLEY, William	4-5	0-0	2-9	9	4	10	0	1	2	2	30
STEWART, Gary	5-7	3-4	0-0	2	2	13	1	2	0	0	23
Team				6							
Totals	29-70	7-26	13-27	36	32	78	8	17	3	14	200

FG% 1st Half	15-30	50.0%	2nd half:	14-40	35.0%	Game:	29-70	41.4%	DB
3FG% 1st Half	4-11	36.4%	2nd half:	3-15	20.0%	Game:	7-26	26.9%	Reb
FT% 1st Half	7-9	77.8%	2nd half:	6-18	33.3%	Game:	13-27	48.1%	7

LSU	FG-A	3FG-A	FT-A	REB	PF	TP	A	TO	BLK	S	MIN
WHITE, Malcolm f	3-8	0-0	6-11	4	4	12	0	4	3	0	34
WARREN, Storm f	2-2	0-0	0-0	4	4	4	2	0	1	0	17
BASS, Chris g	1-1	0-0	2-4	2	2	4	2	5	0	5	18
TURNER, Ralson g	6-12	3-6	6-9	5	2	21	2	2	0	2	38
DOTSON, Aaron g	5-5	0-0	7-8	3	4	17	0	1	1	2	27
GREEN, Garrett	1-1	0-0	0-0	6	2	2	0	1	0	0	11
STRINGER, Andre	5-10	4-9	7-10	3	4	21	5	6	0	0	25
LUDWIG, Eddie	0-0	0-0	4-4	3	5	4	0	2	0	3	18
COURTNEY Jalen	1-1	0-0	0-0	0	2	0	2	0	0	0	3
DERENBECKER, Matt	0-0	0-0	0-0	0	2	0	0	2	0	0	6
POPULIST, Daron	0-0	0-0	0-0	0	1	0	2	0	0	0	3
Team				3							
Totals	24-40	7-15	32-46	33	30	87	13	25	4	13	200

FG% 1st Half	13-22	59.1%	2nd half:	11-18	61.1%	Game:	24-40	60.0%	DB
3FG% 1st Half	4-10	40.0%	2nd half:	3-5	60.0%	Game:	7-15	46.7%	Reb
FT% 1st Half	13-22	59.1%	2nd half:	19-24	79.2%	Game:	32-46	69.6%	9

Officials: Tony Greene, Bert Smith, Carlos Gonzalez

Attendance: 7842

Northwestern State 41-37 -- 78

LSU 43-44 -- 87

Game 2 - Nicholls 62, LSU 53

11/16/10 7 p.m. at Maravich Center (Baton Rouge, LA)

NICHOLLS	FG-A	3FG-A	FT-A	REB	PF	TP	A	TO	BLK	S	MIN
BOSE, Anatoly f	8-20	2-5	10-13	5	1	28	2	1	0	0	35
MARTIN, Ben g	0-4	0-4	2-3	3	4	2	1	0	0	2	27
FRANKLIN, Kenny g	3-6	2-4	0-1	2	1	8	3	0	1	0	33
HUNTER, Fred g	7-16	2-5	2-4	7	4	18	1	4	0	6	32
CARTER, Kellan g	0-3	0-0	1-2	3	2	1	0	1	0	3	28
THOMAS, Dantrell	0-2	0-0	0-0	2	3	0	0	0	0	1	14
HAMMOND, Bryan	1-2	0-1	0-0	1	2	0	1	0	0	0	12
MOORE, Eldridge	0-0	0-0	3-4	2	2	3	0	1	1	0	15
TALKINGTON, Chris	0-0	0-0	0-0	0	1	0	0	0	0	0	4
ROETHLE, Andy	0-0	0-0	0-0	0	0	0	0	0	0	0	0
Team				6							
Totals	19-53	6-19	18-27	33	19	62	7	8	2	12	200

FG% 1st Half	7-24	29.2%	2nd half:	12-29	41.4%	Game:	19-53	35.8%	DB
3FG% 1st Half	3-7	42.9%	2nd half:	3-12	25.0%	Game:	6-19	31.6%	Reb
FT% 1st Half	4-7	57.1%	2nd half:	14-20	70.0%	Game:	18-27	66.7%	3

LSU	FG-A	3FG-A	FT-A	REB	PF	TP	A	TO	BLK	S	MIN
WHITE, Malcolm f	1-1	0-0	0-0	2	3	2	0	3	1	0	10
WARREN, Storm f	3-7	0-0	2-3	14	2	8	1	2	1	3	36
BASS, Chris g	0-0	0-0	0-2	2	0	0	0	1	0	0	10
TURNER, Ralson g	1-6	0-2	4-4	2	2	6	2	1	0	0	30
DOTSON, Aaron g	1-2	0-1	3-4	2	4	5	1	4	2	0	21
GREEN, Garrett	0-1	0-0	0-2	4	1	0	1	0	0	0	5
STRINGER, Andre	4-13	3-8	3-3	2	0	14	3	0	0	0	31
LUDWIG, Eddie	1-2	0-0	2-2	3	4	0	2	0	0	0	22
DERENBECKER, Matt	5-10	3-7	1-1	6	3	14	0	2	0	0	28
POPULIST, Daron	0-1	0-0	0-0	0	4	0	0	3	0	0	7
Team				1							
Totals	16-43	6-18	15-21	37	22	53	8	18	4	3	200

FG% 1st Half	9-21	42.9%	2nd half:	7-22	31.8%	Game:	16-43	37.2%	DB
3FG% 1st Half	2-7	28.6%	2nd half:	4-11	36.4%	Game:	6-18	33.3%	Reb
FT% 1st Half	5-5	100.0%	2nd half:	10-16	62.5%	Game:	15-21	71.4%	3

Officials: Ted Valentine, D Doug Shows, John Heatly

Technical Fouls: Nicholls -- None. LSU -- None.

Attendance: 6913

Nicholls State 21-41 -- 62

LSU 25-28 -- 53

Game 3 - LSU 79, UT-Martin 56

11/18/10 7 p.m. at Maravich Center (Baton Rouge, LA)

UT-MARTIN	FG-A	3FG-A	FT-A	REB	PF	TP	A	TO	BLK	S	MIN
SIMMONS, Benzor f	1-6	0-2	2-2	3	0	4	1	4	0	1	25
SPENCER, Ron c	0-2	0-0	0-2	4	2	0	0	0	2	0	12
RICHARDSON, Chris g	3-9	1-4	0-1	3	3	7	1	5	0	0	23
LIABO, Mike g	3-8	1-5	2-2	1	2	9	2	0	0	1	20
CLAYTON, Reuben g	7-14	2-3	3-3	4	3	19	0	1	0	1	19
SMITH, Terrence	3-10	0-2	3-4	4	2	9	0	1	0	2	25
MINOR, Omari	1-1	0-0	3-4	2	2	5	0	1	0	0	17
KING, Troy	1-5	0-2	0-0	2	4	2	0	1	0	1	15
IRARRAZABAL, A.	0-2	0-0	0-0	1	0	0	0	0	0	0	16
SMITH, Dane	0-3	0-0	1-4	2	1	1	0	1	0	1	16
MOPO, Pierre	0-0	0-0	0-0	0	3	0	0	0	0	1	12
Team				6							
Totals	19-60	4-18	14-22	32	23	56	4	14	2	8	200

FG% 1st Half	7-22	31.82%	2nd half:	12-38	31.6%	Game:	19-60	31.7%	DB
3FG% 1st Half	1-8	12.5%	2nd half:	3-10	30.0%	Game:	4-18	22.2%	Reb
FT% 1st Half	4-8	50.0%	2nd half:	10-14	71.4%	Game:	14-22	63.6%	3

LSU	FG-A	3FG-A	FT-A	REB	PF	TP	A	TO	BLK	S	MIN
WHITE, Malcolm f	5-13	0-0	2-4	15	2	12	2	3	3	0	31
WARREN, Storm f	6-9	0-0	0-0	11	3	12	0	2	2	2	27
STRINGER, Andre g	3-12	1-7	8-9	2	15	1	2	0	3	3	32
TURNER, Ralson g	4-10	2-5	0-0	1	0	10	0	3	0	1	27
DOTSON, Aaron g	4-8	0-1	5-6	6	3	13	2	3	0	0	19
GREEN, Garrett	1-2	0-0	1-2	3	1	3	0	1	0	1	5
BASS, Chris	2-3	0-0	-0	3	3	4	5	0	0	0	16
LUDWIG, Eddie	0-0	0-0	5-6	1	2	5	0	0	0	0	12
COURTNEY, Jalen	0-1	0-0	1-2	1	1	1	0	0	0	0	4
DERENBECKER, Matt	1-3	0-2	0-0	2	1	2	0	1	0	0	19
POPULIST, Daron	1-1	0-0	0-0	2	2	2	1	0	0	0	8
Team				5							
Totals	27-62	3-15	22-29	52	20	79	11	15	5	7	200

FG% 1st Half	13-32	40.6%	2nd half:	14-30	46.7%	Game:	27-62	43.5%	DB
3FG% 1st Half	2-10	20.0%	2nd half:	1-5	20.0%	Game:	3-15	20.0%	Reb
FT% 1st Half	8-10	80.0%	2nd half:	14-19	73.7%	Game:	22-29	75.9%	4

Officials: J. B. Caldwell, Brian Shey, Chuck Jones

Technical Fouls: UTM -- None. LSU -- None.

Attendance: 6607

UT-Martin 19-37 -- 56

LSU 36-43 -- 79

Game 4 - Memphis 70, LSU 61

11/21/10 4 p.m. at BancorpSouth Arena (Tupelo, MS)

LSU	FG-A	3FG-A	FT-A	REB	PF	TP	A	TO	BLK	S	MIN
WHITE, Malcolm f	1-4	0-0	3-4	4	5	5	0	1	1	0	17
WARREN, Storm f	1-6	0-0	0-0	3	5	2	0				

Game 5 - LSU 78, Centenary 36

11/24/10 7 p.m. at Maravich Center (Baton Rouge, LA)

CENTENARY	FG-A	3FG-A	FT-A	REB	PF	TP	A	TO	BLK	S	MIN
LOWERY, Logan f	1-8	1-4	0-0	8	1	3	2	3	1	3	32
SIMS, Travis f	2-7	0-1	0-0	3	1	4	1	3	0	1	26
REBOL, Andrew f	0-2	0-0	2-4	2	5	2	1	2	1	0	22
TROTMAN, Jeron f	1-6	0-1	0-0	4	2	2	0	3	2	0	29
DAVIS, Leo g	4-11	2-6	0-0	1	0	10	1	0	0	0	29
BLOUNT, Jonathan	1-3	0-1	0-0	1	2	0	0	0	0	1	8
JOSEPH, Brandon	1-1	0-0	2-2	2	0	4	1	0	0	0	8
HARWELL, Aaron	1-4	0-0	2-4	1	0	4	0	1	0	0	15
COOPER, Quin	0-2	0-1	0-0	2	1	0	0	1	0	0	15
DIALLO, Baba	1-1	0-0	0-0	0	2	2	0	0	0	0	4
NAKWAASAH, Maxx	1-1	1-1	0-0	2	3	3	1	2	0	0	12
Team				1							
Totals	13-46	4-15	6-10	26	16	36	7	15	4	5	200

FG% 1st Half	8-25	32.0%	2nd half:	5-21	23.8%	Game:	13-46	28.3%	DB
3FG% 1st Half	4-8	50.0%	2nd half:	0-7	0.0%	Game:	4-15	26.7%	Reb
FT% 1st Half	1-2	50.0%	2nd half:	5-8	62.5%	Game:	6-10	60.0%	4

LSU	FG-A	3FG-A	FT-A	REB	PF	TP	A	TO	BLK	S	MIN
WHITE, Malcolm f	6-7	0-0	2-2	7	1	14	0	0	0	0	21
WARREN, Storm f	0-6	0-0	1-2	6	1	1	1	1	3	2	16
STRINGER, Andre g	5-7	4-6	2-3	0	1	16	4	1	0	1	19
TURNER, Ralston g	3-6	2-5	0-0	3	1	8	1	2	0	0	21
DOTSON, Aaron g	3-5	2-3	0-0	1	1	8	4	1	0	0	20
GREEN, Garrett	4-9	0-1	0-2	9	1	8	0	0	0	3	16
BASS, Chris	1-2	0-0	1-3	5	1	3	1	1	0	0	16
LUDWIG, Eddie	2-5	0-0	2-3	5	2	6	4	1	0	1	24
COURTNEY, Jalen	0-1	0-1	2-2	3	1	2	0	0	0	0	12
DERENBECKER, Matt	3-8	0-4	0-0	0	1	6	1	1	1	0	22
POPULIST, Daron	2-5	2-4	0-0	2	1	6	1	0	0	0	13
Team				2			1				
Totals	29-61	10-24	10-17	43	12	78	17	9	4	7	200

FG% 1st Half	15-31	48.4%	2nd half:	14-30	46.7%	Game:	29-61	47.5%	DB
3FG% 1st Half	4-10	40.0%	2nd half:	6-14	42.9%	Game:	10-24	41.7%	Reb
FT% 1st Half	5-8	62.5%	2nd half:	5-9	55.6%	Game:	10-17	58.8%	3

Officials: Anthony Jordan, Mike Kitts, Mike Stuart
 Technical Fouls: Centenary -- None. LSU -- None.
 Attendance: 6742

Centenary 21-15 -- 36
 LSU 39-39 -- 78

Game 6 - LSU 80, South Alabama 65

11/28/10 3 p.m. at Mitchell Center (Mobile, Ala.)

LSU	FG-A	3FG-A	FT-A	REB	PF	TP	A	TO	BLK	S	MIN
WHITE, Malcolm f	2-4	0-0	0-0	4	2	4	0	0	1	0	28
WARREN, Storm f	3-7	0-0	3-4	3	3	9	0	0	1	0	17
STRINGER, Andre g	7-13	4-6	3-4	4	1	21	3	2	1	2	30
TURNER, Ralston g	5-7	2-4	5-8	1	5	17	0	1	0	1	22
DOTSON, Aaron g	5-9	4-5	1-2	3	5	15	4	1	0	0	39
GREEN, Garrett	0-3	0-0	0-0	5	3	0	0	3	0	1	11
BASS, Chris	0-0	0-0	1-4	2	2	1	0	0	0	0	12
LUDWIG, Eddie	0-0	0-0	4-4	4	1	4	4	4	0	0	21
COURTNEY, Jalen	0-0	0-0	0-0	0	0	0	0	0	0	0	1
DERENBECKER, Matt	3-3	2-2	1-2	4	2	9	2	0	0	1	15
POPULIST, Daron	0-1	0-0	0-0	1	0	0	1	0	0	0	4
Team				7			3				
Totals	25-47	12-17	18-28	38	24	80	14	14	3	5	200

FG% 1st Half	16-24	66.7%	2nd half:	9-23	39.1%	Game:	25-47	53.2%	DB
3FG% 1st Half	10-13	76.9%	2nd half:	2-4	50.0%	Game:	12-17	70.6%	Reb
FT% 1st Half	6-8	75.0%	2nd half:	12-20	60.0%	Game:	18-28	64.3%	6

SOUTH ALABAMA	FG-A	3FG-A	FT-A	REB	PF	TP	A	TO	BLK	S	MIN
BROCK, Martino f	5-11	1-3	4-7	2	3	15	1	4	1	2	34
RUBIT, Augustine c	3-8	0-0	3-3	3	2	9	0	1	0	0	19
COOKS, Allyn g	1-6	0-2	4-4	3	4	6	1	0	2	2	28
SANDERS, Rico g	1-3	0-1	0-0	1	4	2	1	0	0	0	15
WILLIAMS, Tim g	2-10	1-3	4-6	4	4	9	1	0	0	0	33
REDUS, Gary	1-4	1-2	2-2	2	2	5	1	1	1	0	17
REYES, P. J.	3-5	3-4	3-4	2	2	12	2	1	1	0	14
SIMS, Raymond	0-1	0-1	0-1	0	2	0	2	1	0	0	15
HERSEY, DeAndre	0-0	0-0	0-0	1	0	0	0	0	0	0	3
CARTER, Javier	2-6	0-0	3-4	7	1	7	1	1	2	0	22
Team				4							
Totals	18-54	6-16	23-31	29	24	65	10	9	7	4	200

FG% 1st Half	7-25	28.0%	2nd half:	11-29	37.9%	Game:	18-54	33.3%	DB
3FG% 1st Half	0-6	00.0%	2nd half:	6-10	60.0%	Game:	6-16	37.5%	Reb
FT% 1st Half	9-12	75.0%	2nd half:	14-19	73.7%	Game:	23-31	74.2%	3

Officials: Doug Sirmons, Don Daily, Berth Smith
 Technical Fouls: South Alabama -- Cooks. LSU -- Ralston.
 Attendance: 3653

LSU 48-32 -- 80
 Memphis 23-42 -- 65

Game 7 - LSU 73, Houston 57

11/30/10 7 p.m. at Maravich Center (Baton Rouge, LA)

HOUSTON	FG-A	3FG-A	FT-A	REB	PF	TP	A	TO	BLK	S	MIN
MCNEIL, Maurice f	3-9	0-0	3-7	8	1	9	0	3	0	0	23
VAN SLYKE, Kirk f	4-8	1-1	0-0	3	1	9	0	1	1	0	27
NIXON, Zarnal g	2-6	0-3	0-0	1	3	4	1	5	0	3	26
THIBODEAUX, D. g	1-7	0-3	0-0	1	5	2	1	1	1	1	23
BROWN, Adam g	6-11	3-5	0-0	7	1	15	3	2	0	0	38
MCCLEAN, Mikhail	1-2	0-0	0-0	0	1	2	0	0	0	0	6
HAYWOOD, Nick	1-3	1-3	0-0	1	2	3	0	2	0	1	13
JOHNSON, Trumaine	1-3	1-1	0-0	0	2	3	1	3	0	0	20
WASHINGTON, K.	4-9	0-0	2-5	6	4	10	0	2	1	1	24
Team				5							
Totals	23-58	6-16	5-12	32	20	57	6	19	3	6	200

FG% 1st Half	12-30	40.0%	2nd half:	11-28	39.3%	Game:	23-58	39.7%	DB
3FG% 1st Half	2-9	22.2%	2nd half:	4-7	57.1%	Game:	6-16	37.5%	Reb
FT% 1st Half	2-5	40.0%	2nd half:	3-7	42.9%	Game:	5-12	41.7%	6

LSU	FG-A	3FG-A	FT-A	REB	PF	TP	A	TO	BLK	S	MIN
WHITE, Malcolm f	4-7	0-0	1-2	2	4	9	0	0	1	23	
WARREN, Storm f	6-10	0-0	0-0	11	3	12	0	2	4	3	33
STRINGER, Andre g	1-6	0-4	11-12	3	3	13	3	4	0	3	24
TURNER, Ralston g	6-10	2-5	1-2	3	0	15	5	6	0	0	34
DOTSON, Aaron g	3-6	2-2	0-0	3	3	8	2	0	1	0	31
GREEN, Garrett	1-6	0-1	2-4	5	2	4	0	2	0	1	14
BASS, Chris	1-1	0-0	0-0	1	1	2	4	1	0	0	20
LUDWIG, Eddie	2-2	0-0	1-1	3	0	5	0	0	0	2	10
DERENBECKER, Matt	2-4	1-2	0-0	0	0	5	0	1	0	0	11
Team				4			1				
Totals	26-52	5-14	16-21	35	16	73	14	17	5	10	200

FG% 1st Half	17-30	56.7%	2nd half:	9-22	40.9%	Game:	26-52	50.0%	DB
3FG% 1st Half	3-8	37.5%	2nd half:	2-6	33.3%	Game:	5-14	35.7%	Reb
FT% 1st Half	1-3	33.3%	2nd half:	15-18	83.3%	Game:	15-18	76.2%	3

Officials: Mike Stewart, Lee Cassell, Glen Tuitt
 Technical Fouls: Houston -- None. LSU -- None.
 Attendance: 6688

Houston 28-29 -- 57
 LSU 38-35 -- 73

Game 8 - LSU 59, Central Michigan 55

12/11/10 7 p.m. at Maravich Center (Baton Rouge, LA)

CMU	FG-A	3FG-A	FT-A	REB	PF	TP	A	TO	BLK	S	MIN
MCCLURE, Williams f	1-2	0-0	2-2	5	4	4	0	1	0	0	18
ZEIGLER, Trey g	7-17	1-1	3-4	6	3	18	1	2	0	3	36
RASHID, Amir g	1-6	0-2	1-2	4	3	3	0	3	0	4	35
WEARY, Antonio g	0-2	0-2	0-0	1	3	0	1	2	0	2	26
THOMAS, Jain g	4-9	2-3	11-12	7	1	21	0	2	0	0	34
CRADDOCK, Finis	0-0	0-0	0-0	1	0	0	0	0	0	0	8
COIMBRA, Andre	2-4	0-0	0-1	2	4	4	0	3	0	0	19
JACKSON, Derek	2-6	0-2	1-2	0	0	5	0	0	0	0	15
VOSS, Colin	0-2	0-0	0-0	2	0	0	0	2	0	0	6
HARDEN, Jevon	0-0	0-0	0-0	0	0	0	0	1	2	0	3
Team				1							
Totals	17-48	3-10	18-23	29	18	55	2	16	2	9	200

FG% 1st Half	6-22	27.3%	2nd half:	11-2	42.3%	Game:	17-48	35.4%	DB
3FG% 1st Half	2-6	33.3%	2nd half:	1-4	25.0%	Game:	3-10	30.0%	Reb
FT% 1st Half	7-8	87.5%	2nd half:	11-15	73.3%	Game:	18-23	78.3%	2

LSU	FG-A	3FG-A	FT-A	REB	PF	TP	A	TO	BLK	S	MIN
WHITE, Malcolm f	5-11	0-0	2-4	4	2	12	0	0	2	2	30
WARREN, Storm f	4-7	0-0	0-0	4	2	8	0	1	1	0	29
STRINGER, Andre g	1-6	0-2	6-6	1	3	8	0	6	0	1	21
TURNER, Ralston g	3-4	3-4	0-2	7	3	9	4	1	0	1	38
DOTSON, Aaron g	2-4	0-1	5-6	0	3	9	2	2	0	1	34
GREEN, Garrett	1-1	0-0	0-0	3	0	2	0	0	0	0	6
BASS, Chris	2-5	0-0	2-2	4	0	6	4	3			

Game 9 - Coastal Carolina 78, LSU 69 (ot)

12/13/10 7 p.m. at Maravich Center (Baton Rouge, LA)

COASTAL	FG-A	3FG-A	FT-A	REB	PF	TP	A	TO	BLK	S	MIN
MCLAURIN, Sam f	1-2	0-0	0-0	7	4	2	1	3	0	2	20
GRAY, Chad f	7-12	4-5	4-6	7	1	22	0	4	2	1	37
NIEMAN, Danny g	1-5	0-1	6-6	4	2	8	4	1	0	1	37
HOLLOWAY, D. g	8-17	0-3	2-2	7	3	18	0	5	0	2	39
GREENWOOD, K. g	1-3	0-1	1-4	2	0	3	1	1	0	0	19
CRAWFORD, Brandon	1-2	0-0	0-0	2	3	2	0	1	1	0	15
RAFFA, Anthony	2-6	1-4	4-4	2	3	9	1	0	0	2	34
HOLMES, Mike	6-13	0-0	2-4	10	2	14	0	1	2	0	24
Team				4							
Totals	27-60	5-14	19-26	45	18	76	7	16	5	8	225

FG% 1st Half	12-29	41.4%	2nd half:	11-25	44.0%	OT:	4-6	66.7%	Game:	45.0%	DB
3FG% 1st Half	1-4	25.0%	2nd half:	2-7	28.6%	OT:	2-3	66.7	Game:	35.7%	Reb
FT% 1st Half	5-10	50.0%	2nd half:	10-12	83.3%	OT:	4-4	100.0	Game:	73.1%	3

LSU	FG-A	3FG-A	FT-A	REB	PF	TP	A	TO	BLK	S	MIN
WHITE, Malcolm f	2-3	0-0	1-4	3	4	5	0	1	0	0	19
WARREN, Storm f	4-6	0-0	0-0	5	3	8	0	3	0	1	22
STRINGER, Andre g	6-15	4-8	0-0	2	3	16	5	2	0	2	33
TURNER, Ralston g	5-16	1-9	4-4	6	4	15	1	3	0	1	35
DOTSON, Aaron g	2-8	1-3	4-6	5	2	9	3	5	1	0	37
GREEN, Garrett	4-6	0-0	1-3	4	1	9	0	0	2	0	20
BASS, Chris	2-2	0-0	0-0	0	2	4	1	1	0	0	14
LUDWIG, Eddie	0-0	0-0	0-0	1	0	0	0	0	0	1	11
COURTNEY, Jalen	0-0	0-0	0-0	0	0	0	0	0	0	0	1
HARRIS, Dennis	0-2	0-0	0-0	3	2	0	0	1	1	0	15
DERENBECKER, Matt	1-6	1-2	0-0	1	2	3	3	0	0	0	18
Team				5							
Totals	26-64	7-22	10-17	35	23	69	13	16	4	5	225

FG% 1st Half	14-25	56.0%	2nd half:	10-31	32.3%	OT:	2-8	25.0%	Game:	40.6%	DB
3FG% 1st Half	2-6	33.3%	2nd half:	4-11	36.4%	OT:	1-5	20.0%	Game:	31.8%	Reb
FT% 1st Half	5-7	71.4%	2nd half:	5-8	62.5%	OT:	0-2	0.0%	Game:	58.8%	2

Officials: Tony Greene, Anthony Jordan, Mike Nanc
 Technical Fouls: Coastal -- None. LSU -- None.
 Attendance: 6425

Coastal Carolina 30-34-14 -- 78
 LSU 35-29-5 -- 69

--

Game 10 - LSU 78, McNeese 66 (ot)

12/16/10 7 p.m. at Maravich Center (Baton Rouge, LA)

MCNEESE	FG-A	3FG-A	FT-A	REB	PF	TP	A	TO	BLK	S	MIN
RICHARD, Patrick f	3-9	0-2	0-0	5	3	6	0	1	0	1	28
ALAWOYA, P. J. f	4-6	0-0	2-4	11	2	10	0	2	0	3	36
RICHARD, Daniel f	0-2	0-0	0-0	1	3	0	1	2	0	1	14
KAPELAN, Diego g	1-13	1-10	5-6	2	3	8	2	0	0	0	27
COLLINS, Curry g	6-10	2-3	1-2	3	0	15	2	0	0	1	43
MITCHELL, Jeremie	0-1	0-1	0-0	0	0	0	0	1	0	0	4
CANNON, Dontae	0-1	0-0	0-0	0	2	0	0	1	0	0	2
REGIS, Brandon	1-1	0-0	0-0	0	1	2	0	0	0	0	0
MARTIN, Stephan	5-11	2-6	2-2	4	1	14	3	3	0	3	30
KONATE, Mari	3-4	1-1	0-0	2	1	7	0	0	0	1	14
DAVID, Preston	2-7	0-0	0-1	8	4	4	1	2	6	1	27
QUEEN, Tyson	0-0	0-0	0-0	0	0	0	0	0	0	0	0+
Team				3							
Totals	25-65	6-23	10-15	39	20	66	9	12	6	11	225

FG% 1st Half	12-27	44.4%	2nd half:	10-27	37.0%	OT:	3-11	27.3%	Game:	38.5%	DB
3FG% 1st Half	2-9	22.2%	2nd half:	4-9	44.4%	OT:	0-5	0.0%	Game:	26.1%	Reb
FT% 1st Half	2-2	100.0%	2nd half:	8-13	61.5%	OT:	0-0	0.0%	Game:	66.7%	3, 1

LSU	FG-A	3FG-A	FT-A	REB	PF	TP	A	TO	BLK	S	MIN
WHITE, Malcolm f	4-5	0-0	5-10	9	3	13	0	2	3	1	40
WARREN, Storm f	8-12	0-0	1-2	6	2	17	1	2	1	1	35
STRINGER, Andre g	5-12	2-5	3-4	6	3	15	5	4	2	0	38
TURNER, Ralston g	6-15	3-10	8-10	2	3	23	3	3	0	1	41
DOTSON, Aaron g	1-7	0-3	5-5	3	2	7	3	1	1	0	31
GREEN, Garrett	1-4	1-1	0-0	3	2	3	1	0	0	0	14
BASS, Chris	0-1	0-0	0-0	3	0	0	2	1	0	0	11
LUDWIG, Eddie	0-0	0-0	0-0	0	0	0	0	0	0	0	2
DERENBECKER, Matt	0-1	0-1	0-0	1	1	0	1	0	0	0	13
Team				7							
Totals	25-57	6-20	22-31	40	16	78	16	13	7	3	225

FG% 1st Half	10-29	34.5%	2nd half:	10-22	45.5%	OT:	5-6	83.3%	Game:	43.9%	DB
3FG% 1st Half	4-11	36.4%	2nd half:	1-8	12.5%	OT:	1-1	100.0%	Game:	30.0%	Reb
FT% 1st Half	5-8	62.5%	2nd half:	10-14	71.4%	OT:	7-9	77.8%	Game:	71.0%	3

Officials: Mike Stuart, Mike Kitts, Les Jones
 Technical Fouls: McNeese -- None. LSU -- None.
 Attendance: 6445

McNeese State 28-32--6 -- 66
 LSU 29-31-18 -- 78

Game 11 - Wichita State 70, LSU 69

12/18/10 7 p.m. at CenturyTel Center (Bossier City, La.)

WICHITA	FG-A	3FG-A	FT-A	REB	PF	TP	A	TO	BLK	S	MIN
ELLIS, Aaron f	1-4	0-0	0-0	4	5	2	0	2	0	0	17
DURLEY, J. T. c	4-11	1-3	4-4	4	4	13	0	2	1	0	28
HATCH, Graham g	2-4	0-2	0-1	5	3	4	1	2	0	0	33
MURRY, Toure' g	3-12	0-3	7-8	5	3	13	2	5	0	3	32
KYLES, David g	3-10	3-8	4-4	7	1	13	0	2	0	1	33
RAGLAND, Joe	2-2	0-0	2-2	0	1	6	0	0	0	0	19
WILLIAMS, Demetric	0-0	0-0	0-0	0	0	0	0	0	0	0	1
SMITH, Ben	0-0	0-0	0-0	0	0	0	1	0	0	0	2
BLAIR, Gabe	2-5	0-0	3-7	8	3	7	0	0	2	0	23
STUTZ, Garrett	4-4	1-1	3-4	2	4	12	0	2	0	0	12
Team				6							
Totals	21-52	5-17	23-30	41	24	70	4	15	3	4	200

FG% 1st Half	11-27	40.7%	2nd half:	10-25	40.0%	Game:	21-52	40.5%	DB
3FG% 1st Half	1-6	16.7%	2nd half:	4-11	36.4%	Game:	5-17	29.4%	Reb
FT% 1st Half	14-17	82.4%	2nd half:	9-13	69.2%	Game:	23-30	75.7%	1

LSU	FG-A	3FG-A	FT-A	REB	PF	TP	A	TO	BLK	S	MIN
WHITE, Malcolm f	1-4	0-0	1-2	1	2	3	0	3	0	0	19
WARREN, Storm f	1-1	0-0	0-0	4	4	2	0	2	0	1	13
STRINGER, Andre g	5-15	2-8	6-8	2	2	18	1	2	0	1	32
TURNER, Ralston g	6-13	5-9	4-4	2	4	21	0	2	0	0	31
DOTSON, Aaron g	1-3	0-0	0-0	2	4	2	2	0	0	0	25
GREEN, Garrett	3-7	1-1	8-12	13	3	15	0	1	2	1	33
BASS, Chris	1-3	0-0	0-0	0	0	2	2	1	0	2	20
LUDWIG, Eddie	0-3	0-0	2-2	3	0	2	0	0	0	0	5
COURTNEY, Jalen	0-1	0-1	0-0	0	0	0	0	0	0	0	2
HARRIS, Dennis	0-1	0-0	0-0	2	1	0	0	0	0	0	6
DERENBECKER, Matt	1-5	0-2	2-3	1	2	4	1	0	0	1	14
Team				6							
Totals	19-56	8-21	23-31	36	22	69	6	11	2	6	200

FG% 1st Half	8-35	22.9%	2nd half:	11-21	52.4%	Game:	19-56	33.9%	DB
3FG% 1st Half	1-10	10.0%	2nd half:	7-11	63.6%	Game:	8-21	38.1%	Reb
FT% 1st Half	6-7	85.7%	2nd half:	17-24	70.8%	Game:	23-31	74.2%	5

Officials: Doug Sirmons, Pat Adams, Earnie Pheal
 Technical Fouls: Wichita State -- None. LSU -- None.
 Attendance: 2165

Wichita State 37-33 -- 70
 LSU 23-46 -- 69

Game 12 - North Texas 75, LSU 55

12/22/10 7 p.m. at Maravich Center (Baton Rouge, LA)

NORTH TEXAS	FG-A	3FG-A	FT-A	REB	PF	TP	A	TO	BLK	S	MIN
ODUFUWA, George f	5-12	0-0	1-2	9	2	11	0	2	1	3	33
KNOX, Ben c	1-2	0-0	0-0	5	1	2	1	1	1	0	21
WHITE, Josh g	7-12	0-2	5-5	2	1	19	2	1	0	1	32
THOMPSON, Tristan g	5-9	0-2	4-4	2	2	14	0	5	0	0	31
SHORTER, Shannon g	1-5	1-2	2-2	5	0	5	2	1	0	1	21
JOHNSON, D.	5-9	1-2	0-0	3	2	11	2	1	0	2	25
REDMOND, Avery	0-0	0-0	0-0	0	0	0	0	1			

Game 13 - LSU 62, Southern 41

12/27/10 6 p.m. at Maravich Center (Baton Rouge, LA)

SOUTHERN	FG-A	3FG-A	FT-A	REB	PF	TP	A	TO	BLK	S	MIN
INGRAM, Julius f	1-7	0-0	0-0	7	4	2	0	3	1	2	30
BOL, Madut c	3-7	0-0	0-0	4	3	6	0	0	1	0	13
WHITE, Brandon g	3-10	0-1	2-4	6	1	8	1	4	0	1	30
GRACE, Jameel g	2-6	1-3	3-4	7	1	8	0	3	0	0	33
SANFORD, Blake g	0-8	0-4	1-2	1	0	1	0	1	0	0	22
COLEMAN, Frederick	0-2	0-0	0-0	2	3	0	1	1	0	0	15
WEBB, Neal	3-5	0-1	0-0	1	1	6	0	0	0	2	23
COLEMAN, Patrick	0-2	0-1	0-0	0	0	0	0	0	0	0	7
CHASE, Ray Ray	5-9	0-0	0-1	8	1	10	0	3	2	3	27
Team				3							
Totals	17-56	1-10	6-11	39	14	41	2	15	4	8	200

FG% 1st Half	4-26	15.4%	2nd half:	13-30	43.3%	Game:	17-56	30.4%	DB
3FG% 1st Half	1-5	20.0%	2nd half:	0-5	0.0%	Game:	1-10	10.0%	Reb
FT% 1st Half	3-4	75.0%	2nd half:	3-7	42.9%	Game:	6-11	54.5%	2

LSU	FG-A	3FG-A	FT-A	REB	PF	TP	A	TO	BLK	S	MIN
GREEN, Garrett f	1-6	0-0	1-2	4	3	3	0	2	1	0	15
WARREN, Storm f	2-6	0-0	1-1	6	2	5	3	1	1	3	27
STRINGER, Andre g	2-11	2-8	0-0	5	1	6	4	1	0	0	32
TURNER, Ralston g	6-14	3-9	0-0	2	0	15	1	2	1	1	26
DOTSON, Aaron g	1-3	0-0	4-4	4	2	6	3	0	0	1	20
BASS, Chris	0-1	0-0	0-0	2	0	0	2	3	0	1	15
WHITE, Malcolm	7-11	0-0	2-4	11	2	16	0	2	3	0	24
LUDWIG, Eddie	1-3	0-0	0-1	4	1	2	0	0	0	1	9
COURTNEY, Jalen	0-0	0-0	1-2	1	0	1	0	0	0	0	5
DERENBECKER, Matt	3-7	2-4	0-0	2	2	8	3	0	0	1	24
POPULIST, Daron	0-0	0-0	0-0	0	0	0	0	0	0	0	3
Team				4							
Totals	23-62	7-21	9-14	45	13	62	16	11	6	8	200

FG% 1st Half	10-33	30.3%	2nd half:	13-29	44.8%	Game:	23-62	37.1%	DB
3FG% 1st Half	3-12	25.0%	2nd half:	4-9	44.4%	Game:	7-21	33.3%	Reb
FT% 1st Half	5-9	55.6%	2nd half:	4-5	80.0%	Game:	9-14	64.3%	2

Officials: Tom Eades, Rick Hartzell, Roger Ayers
 Technical Fouls: Southern -- None. LSU -- None.
 Attendance: 6739

Southern 12-29 -- 41
 LSU 28-34 -- 62

Game 15 - Virginia 64, LSU 50

1/2/11 5:30 p.m. at John Paul Jones Arena (Charlottesville, Va.)

LSU	FG-A	3FG-A	FT-A	REB	PF	TP	A	TO	BLK	S	MIN
WHITE, Malcolm f	3-9	0-0	5-5	6	3	11	1	2	0	0	33
LUDWIG, Eddie f	0-1	0-0	1-2	4	0	1	1	0	0	0	18
STRINGER, Andre g	2-6	1-3	1-2	2	0	6	1	2	0	1	35
TURNER, Ralston g	5-13	1-5	0-2	5	4	11	1	2	1	1	30
DOTSON, Aaron g	1-7	1-2	4-4	4	3	7	1	1	1	0	27
BASS, Chris	1-5	0-2	0-0	3	2	2	2	2	0	0	22
GREEN, Garrett	6-9	0-1	0-2	5	2	12	0	3	1	1	27
COURTNEY, Jaen	0-0	0-0	0-0	0	0	0	0	0	0	0	1
DERENBECKER, Matt	0-1	0-0	0-0	0	1	0	0	0	0	0	6
POPULIST, Daron	0-0	0-0	0-0	0	0	0	0	0	0	0	1
Team				3							
Totals	18-51	3-13	11-17	32	15	50	7	12	3	3	200

FG% 1st Half	10-25	40.0%	2nd half:	8-26	30.8%	Game:	18-51	35.3%	DB
3FG% 1st Half	0-4	0.0%	2nd half:	3-9	33.3%	Game:	3-13	23.1%	Reb
FT% 1st Half	2-6	33.3%	2nd half:	9-11	81.8%	Game:	11-17	64.7%	4

VIRGINIA	FG-A	3FG-A	FT-A	REB	PF	TP	A	TO	BLK	S	MIN
SHERRILL, Will g	3-4	2-2	0-0	5	3	8	1	1	1	1	24
SENE, Assane c	0-0	0-0	0-0	6	4	0	0	2	1	1	19
EVANS, Jontel g	4-7	0-1	0-0	4	1	8	6	0	0	3	32
HARRIS, Joe g	2-9	2-5	3-4	5	1	9	0	2	2	1	21
HARRELL, KT g	4-9	1-3	6-7	3	3	15	0	1	0	0	26
FARRAKHAN, M.	2-6	1-5	6-8	3	0	11	2	1	0	0	25
REGAN, Will	2-8	0-1	0-0	4	0	4	0	1	2	0	19
ZEGLINSKI, Sammy	0-3	0-2	0-0	1	0	0	0	2	0	0	15
MITCHELL, Akil	4-6	0-0	1-2	3	3	9	1	1	0	0	19
Team				2							
Totals	21-52	6-19	16-21	36	15	64	10	11	6	6	200

FG% 1st Half	10-28	35.7%	2nd half:	11-24	45.8%	Game:	21-52	40.4%	DB
3FG% 1st Half	3-12	25.0%	2nd half:	3-7	42.9%	Game:	6-19	31.6%	Reb
FT% 1st Half	3-4	75.0%	2nd half:	13-17	76.5%	Game:	16-21	76.2%	3

Officials: Jamie Luckie, Roger Ayers, Les Jones
 Technical Fouls: Virginia -- None. LSU -- TEAM.
 Attendance: 10049

LSU 22-28 -- 50
 Virginia 26-38 -- 64

Game 14 - Rice 74, LSU 68

12/29/10 7 p.m. at Tudor Fieldhouse (Houston, Texas)

LSU	FG-A	3FG-A	FT-A	REB	PF	TP	A	TO	BLK	S	MIN
WHITE, Malcolm f	1-4	0-0	0-0	4	5	2	1	0	0	0	13
GREEN, Garrett f	2-5	0-0	0-0	3	3	4	0	0	0	1	12
STRINGER, Andre g	5-12	4-8	5-8	0	5	19	4	2	0	2	27
TURNER, Ralston g	4-18	4-12	2-5	2	4	14	1	1	0	1	30
DOTSON, Aaron g	1-2	0-0	0-1	1	5	2	0	2	0	0	18
BASS, Chris	1-2	1-1	0-0	1	0	3	8	1	0	2	24
LUDWIG, Eddie	0-0	0-0	0-0	4	5	0	0	1	0	2	13
COURTNEY, Jalen	0-1	0-0	0-0	0	2	0	0	1	0	0	8
DERENBECKER, Matt	5-9	3-6	4-5	3	2	17	0	1	0	0	23
WARREN, Storm	3-8	0-0	1-5	9	4	7	0	2	0	1	29
POPULIST, Daron	0-1	0-1	0-0	0	2	0	0	0	0	0	3
Team				4							
Totals	22-62	12-28	12-24	31	37	68	14	11	0	9	200

FG% 1st Half	9-26	34.6%	2nd half:	13-36	36.1%	Game:	22-62	35.5%	DB
3FG% 1st Half	8-14	57.1%	2nd half:	4-14	28.6%	Game:	12-28	42.9%	Reb
FT% 1st Half	0-5	00.0%	2nd half:	12-19	63.2%	Game:	12-24	50.0%	6

RICE	FG-A	3FG-A	FT-A	REB	PF	TP	A	TO	BLK	S	MIN
KAZEMI, Arsalan f	4-6	0-0	11-17	17	3	19	1	1	1	2	31
KUIPERS, Lucas f	4-7	1-3	0-0	3	3	9	1	1	0	0	27
ABRAHAM, Trevan g	2-2	0-0	1-2	1	4	5	0	1	0	0	12
JACKSON, Tamir g	4-5	0-0	8-13	3	2	16	4	5	0	1	34
PFLIEGER, Cory g	2-4	1-3	0-1	1	0	5	3	2	0	1	34
SCHWARZE, Nate	0-0	0-0	0-0	0	0	0	1	0	0	0	6
FRIZELLE, Connor	2-11	0-3	9-10	3	2	13	0	1	0	0	23
BRAIMOH, Suleiman	2-2	0-0	1-2	4	3	5	0	0	0	0	14
BEASLEY, Bryan	0-0	0-0	2-2	2	2	2	0	1	1	1	9
STANTON, Trey	0-1	0-1	0-0	3	1	0	0	2	1	0	10
Team				2							
Totals	20-38	2-10	32-47	39	20	74	10	14	3	5	200

FG% 1st Half	9-19	47.4%	2nd half:	11-29	37.9%	Game:	20-38	52.6%	DB
3FG% 1st Half	1-4	25.0%	2nd half:	1-6	16.7%	Game:	2-10	20.0%	Reb
FT% 1st Half	12-21	57.1%	2nd half:	20-26	76.9%	Game:	32-47	68.1%	9

Officials: Gary Maxwell, James Breeding, Brent Meaux
 Technical Fouls: Rice -- None. LSU -- Ralston.
 Attendance: 3358

LSU 26-42 -- 68
 Rice 31-43 -- 74