

15 University of Virginia

January 2, 2011 * 5:30 p.m. (EST) * FSN "ACC SUNDAY NIGHT HOOPS"
Charlottesville, Va. * John Paul Jones Arena

LSU (8-6)

November

Fri. 12	NORTHWESTERN STATE	W, 87-78
Tues. 16	NICHOLLS STATE	L, 53-62
Thurs. 18	TENN-MARTIN (CST)	W, 79-56
Sun. 21	Memphis (at Tupelo, Miss.)(CBSCS)	L, 60-71
Wed. 24	CENTENARY	W, 78-36
Sun. 28	at South Alabama (CSS)	W, 80-65
Tues. 30	HOUSTON	W, 73-57

December

Sat. 11	CENTRAL MICHIGAN (CST)	W, 59-55
Mon. 13	COASTAL CAROLINA	L, 69-78 (ot)
Thurs. 16	MCNEESE (CST)	W, 78-66 (ot)
Sat. 18	WICHITA STATE (at Bossier City)(CST)	L, 69-70
Wed. 22	NORTH TEXAS (CST)	L, 55-75
Mon. 27	SOUTHERN (CST)	W, 62-41
Wed. 29	at Rice (CBSCS)	L, 68-74

January

Sun 2	at Virginia (FSN)	4:30 p.m.
Sat. 8	*at Auburn (FSN)	5 p.m.
Wed. 12	*ARKANSAS (SEC Network)	7 p.m.
Sat. 15	*at Kentucky (SEC Network)	3 p.m.
Sat. 22	*OLE MISS (SEC Network)	12:30 p.m.
Wed. 26	*at Tennessee (SEC Network)	7 p.m.
Sat. 29	*at Alabama (FSN)	7 p.m.

February

Wed. 2	*SOUTH CAROLINA (SEC Network)	7 p.m.
Sat. 5	*MISSISSIPPI STATE (SEC Network)	3 p.m.
Wed. 9	*at Ole Miss (CSS/CST)	8 p.m.
Sat. 12	*at Arkansas (SEC Network)	7 p.m.
Thurs. 17	*ALABAMA (ESPN/ESPN2)	8 p.m.
Sun. 20	*FLORIDA (ESPN/ESPN2)	Noon
Wed. 23	*at Mississippi State (CSS/CST)	8 p.m.
Sat. 26	*VANDERBILT (SEC Network)	12:30 p.m.

March

Wed. 2	*at Georgia (SEC Network)	7 p.m.
Sat. 5	*AUBURN (FSN)	6 p.m.
March 10-13 SEC Tournament (Atlanta, Ga.)		

On the Air

Radio • LSU Sports Radio Network

Jim Hawthorne, play-by-play
Kevin Ford, host/analyst

Television • FSN "ACC Sunday Night Hoops"

Ron Thulin, play-by-play
Dan Bonner, analyst
Debbie Antonelli, sideline analyst



PROJECTED LSU LINEUP (BASED ON LAST GAME)

PG 10 Andre Stringer (5-9, Fr., Jackson, Miss.) 14.4 ppg, 2.4 rpg, 2.8 apg

Had 21 points on two occasions ... Hit four treys for 5th time in loss at Rice (12/29), finishing with 19 points ... Started at point since third game ... Long-range shooter has hit 32 treys (2.5 a game) ... Led the team in scoring in eight games, double figures in 11 ... 32-of-83 (38.5% from arc), fell below 80 percent at line for first time (62-78, 79.5%)

G 22 Ralston Turner (6-6, Fr., Muscle Shoals, Ala.) 13.9 ppg, 3.0 rpg, 1.7 apg

Had team season high of 23 against McNeese (12/16) ... Had 21 vs. Wichita State (all in the second half) with five treys (12/18) ... 33-of-93 from the arc (35.5 percent) ... 23 pts team high as is 41 min. (McNeese) ... 10 games double figures .

G 45 Aaron Dotson (6-4, So., Seattle Wash.) 8.1 ppg, 2.7 rpg, 2.4 apg

Looks to find touch again that he had earlier in the season ... Sophomore season much improved finally shaking knee injury from high school senior season ... Double figures four times ... more treys (11 to 7) and points (113-to-94) then 2010.

F 24 Storm Warren (6-7, Jr., Monroe, La.) 7.5 ppg, 6.8 rpg

or 3 Garrett Green (6-11, Jr., Woodland Hills, Calif.) 5.1 ppg, 5.1 rpg

Warren's 44-game starting streak ended Wednesday when Green started for him, but came off the bench to play 29 minutes with 7 pts-9 boards ... 2 doubles this year, 11 career ... Green has started last two games, one for White, one for Warren ... Had back-to-back double figure games off bench vs. Wichita (12/18) and North Texas (12/22).

F 5 Malcolm White (6-9, Jr., Baton Rouge, La.) 9.2 ppg, 5.6 rpg, 1.5 bpg

Ole Miss transfer returned to starting lineup at Rice (12/29) after coming off the bench against Southern (12/27) to record second double double of career (both at LSU) ... Hindered by foul trouble vs. Rice ... 46-89 from field (51.7%)

STORYLINES

- LSU continues its three-game road trip with its final non-conference game against Virginia as the Tigers make their first appearance on FSN's "ACC Sunday Night Hoops" package ... LSU will have most of the week after Sunday's game to prepare for the Southeastern Conference opener on Jan. 8 at Auburn, also on FSN.

- The Tigers were not given the greatest of breaks when it comes to the SEC schedule, opening on the road and only playing two home games in the month of January (Jan. 12-Arkansas, Jan. 22-Ole Miss) ... LSU's league bye is also in January, but the Tigers will play four road dates before playing six home games over the last five weeks of the season ...

Ironically, the LSU women's team will play only two home games in February while playing the majority of their league games in January at home.

- The stat line was a little different for the first half of Wednesday's game with Rice as LSU had just one two-point field goal (a bucket by Storm Warren with 4:38 to play in the half) to go with eight three-point buckets (three by Stringer and Derenbecker and one by Turner and Bass) and 0-of-5 at the free throw line.

- Derenbecker had his career high with 17 points as LSU's freshman combined to score 50 of LSU's 68 points.

- LSU was down 57-42 with 5:08 to play, but was able to extend the game in the final minutes, forcing Rice to the foul line, hitting some threes and cutting the game down to as close as two, 70-68, with 19 seconds to play ... LSU outscored Rice, 26 to 17 over the final five minutes.

- Second time on opponent's court that LSU has hit 12 three-pointers this season, the other was in the South Alabama game.

- LSU is now 7-28 in the Trent Johnson era when allowing more than 70 points.

- First meeting between LSU and UVA since the last ever NCAA Third Place Game at the Final Four in 1981. UVA won, 78-74.

BREAKDOWN

LSU

Record	8-6
Ranking	N/A
Last Game	December 29 in Houston lost to Rice, 74-68
Head Coach	Trent Johnson
Career Record	205-155/12th season
LSU Record	46-34/3rd season
vs. Virginia:	2-0

University of Virginia

Record	8-5
Ranking	N/A
Last Game	December 30 in Charlottesville lost to Iowa State, 60-47
Head Coach	Tony Bennett
Career Record	92-54 (5th season)
UVA Record	23-21 (2nd season)
vs. LSU	0-1

Upcoming LSU Basketball Media Calendar

3**MONDAY**

Trent Johnson Radio Show at T J Ribs (7 p.m., LSU Sports Radio Network)

SEC Teleconference, Contact SEC Office for number and passcodes

4**TUESDAY****5****WEDNESDAY**

Media Session
2 p.m. -- Practice Facility Media Room

6**THURSDAY****7****FRIDAY**

Depart for Auburn

8**SATURDAY**

Game No. 16
LSU at Auburn, 5 p.m.
CST (Auburn Arena). TV: FSN. Radio: LSU Sports Radio Network (100.7 FM in Baton Rouge).

2**SUNDAY**

Game No. 15
LSU at Virginia, 4:30 p.m. CST (John Paul Jones Arena). TV: FSN. Radio: LSU Sports Radio Network (100.7 FM in Baton Rouge).

LSU Media Services

Media Availability

Coach Trent Johnson is available in his office for early morning appointments and phone interviews. Please contact Basketball SID Kent Lowe (225-578-1864, clowe@lsu.edu) at least 24 hours in advance.

SEC Teleconference

The 12 SEC coaches are featured on a teleconference each Monday, January through March through the conference season. The conference starts at 10 a.m. (CST). Coach Johnson is on at 10:28 a.m. CST. To access the media only number contact Kent Lowe or the SEC Media Relations Office (205-458-3010).

Media Sessions

Coach Johnson meets with the media two days prior to games, before practice at a time to be announced, in the practice facility meeting room. Some travel and scheduling issues may change the time and day so media should contact the Sports Information Office to confirm start time.

The Trent Johnson Show

Presented by Capital One Bank

The weekly call-in show takes place Mondays at 7 p.m. from T.J. Ribs on Acadian Thruway ... The show airs in Baton Rouge on local flagship New Country 100.7 FM The Tiger, on the Internet at www.LSUports.net and on many LSU Sports Radio Network affiliates.

Inside LSU Basketball

Coach Johnson's weekly TV show is on a state-wide network ... WBRZ-TV, Channel 2, airs the show at 10:35 p.m. Sundays returning to the air on Jan. 9. Television affiliates for the show are listed online at LSUsports.net/tvaffiliates

Player Media Sessions

The players will be available at the media sessions that are normally conducted two days prior to the game. Please let Kent Lowe (225-578-1864, clowe@lsu.edu) know which players you would like to have at the media session at least 24 hours in advance.

Post Game

Coach Johnson will be in the media room of the practice facility after the game and the NCAA cooling off period ... Requested players will be brought to the practice facility media room as well. ... THE LSU DRESSING ROOM IS CLOSED ... To reach the media room, take the Northwest Corridor portal (where the LSU team enters the floor) ... When reaching the multi-purpose room and the glass doors, turn right ... Before reaching the steps, turn left and then take a right down the first hallway to the double wood doors and enter the media room. LSU marshalls will help direct you to the area ... The visiting coach has an interview area (where the pre-game meal is served) that he can use for his post-game media obligations if he wishes.

WHO TO CONTACT

Sports Information Office

(225) 578-8226

Michael Bonnette - mbonnet@lsu.edu

Assoc. AD/Sports Information Director

C. Kent Lowe - clowe@lsu.edu

Sr. Assoc. Sports Information Director (Basketball Contact)

Jake Terry - jterry9@lsu.edu

Associate Sports Information Director (Social Media)

LSU Television

Kevin Wagner - jwagne2@lsu.edu

LSU Radio

Jim Hawthorne - lsuradio@lsu.edu

LSU Sports Information Mailing Address

P.O. Box 25095, Baton Rouge, LA 70894

ON THE INTERNET

www.LSUports.net/media

The Official Website of LSU Athletics is home to all the basketball information you need. Schedules, results, rosters, bios, statistics and game notes can be found and are always up to date.

<http://media.lsuports.net>

Media can access images for all LSU athletic teams, including action shots, heads shots, logos, etc. To gain access to the high-resolution pictures, email Michael Bonnette. You will be assigned a login and password that will enable you to retrieve pictures. This service is for the media use only.

LSUports.net/media

Request credentials online, go to the men's basketball link.



LSU Basketball on Twitter & Facebook

[facebook.com/lsubasketball](https://www.facebook.com/lsubasketball)
twitter.com/lsubasketball
twitter.com/lsucoachjohnson
twitter.com/lsumediaalerts
LSUsports.net/connect

Trent Johnson

Head Coach • 3rd year at LSU (12th year as head coach)

Trent Johnson believes the LSU basketball program is moving forward.

With an outstanding recruiting class of student-athletes that fit the LSU program, Johnson is anxious to see this group "be a team" in 2010-11.

As Johnson, the 20th head men's basketball coach at LSU enters his third season, he seeks to build on more than a decade of excellence at LSU, Stanford and Nevada. Having earned Conference Coach of the Year in all three leagues (WAC, Pac-10 and SEC), Johnson and his staff continue toward maintaining LSU basketball as one of the premier programs in the country.

In his first season at LSU, Johnson led the Tigers to 27 wins, tied for the third most wins in a season in LSU history, and won the SEC regular season championships with a record of 13-3. LSU returned to the NCAA Tournament for the first time since 2006, advancing to the second round before falling, 84-70, to North Carolina. In the opening round, LSU defeated nationally-ranked Butler.

Coach Johnson, who eats, sleeps and drinks college basketball year round, believes in both development on the court and also personal, social and academic development. As players grasp his vision for success, they have the opportunity to embrace playing in a face-paced system, executing in the half court and defending and rebounding at a high level.

Johnson has a record of success that continues here at LSU. His team will have to blend together and learn from a coach that is a fierce competitor who exudes and demands toughness.

His devotion to the team, his protective beliefs toward his players and his loyalty to his former players is evidenced by the fact that three of his former players are now members of the LSU basketball staff. Johnson is a program builder and he has re-established the base of the LSU program by visiting with former players and coaches to bring together the past, present and the future of the program.

Johnson also is charged with the development of athletes both on and off the court. Off the court, he is working hard to make sure student-athletes understand the "student" part of their days at LSU. At all three spots in his head coach-

ing career, he has developed not just successful athletes and winning basketball teams, but young men who are having success in life.

In his head coaching career, he has taken teams in seven of the last eight seasons to post-season play, including five NCAA appearances. In addition, Johnson has seen six of his former assistant coaches become head coaches at successful programs.

Johnson has been rewarded as the consensus SEC Coach of the Year and was a finalist for four national coach of the year honors as he became the first LSU men's basketball coach to win the league title and take the team to post-season play in his first year at the school.

Under Johnson's watch, he has already coached an SEC POY in Marvus Thornton who now plays for the NO Hornets, Garrett Temple who is in his second year in the NBA with the San Antonio Spurs and Tasmir Mitchell, who finished his career as the third all-time leading scorer and sixth all-time rebounder in school history.

Thornton, Temple and Mitchell represent Johnson's ability to teach and mold a well-rounded basketball player into having both a good offensive and defensive presence that can benefit the team and provide a chance to play at the next level.

Johnson has always been a big believer in special causes and joined former LSU basketball coach Dale Brown and star center Shaquille O'Neal in cutting series of commercials that aired nationally for the "Be A Match" organization in support of bone marrow donors.

This past June, Johnson was part of a 10-day trip to Africa as part of the TRIAD Trust program that was established to stop the transmission of HIV through culturally relevant, locally sustainable health and life skills education-based programs in communities affected by HIV/AIDS.

He also is a member of the Board of Directors of the National Association of Basketball Coaches and has served on the NABC Special Committee on Recruiting and Access.

Johnson, who was born in Berkeley, Calif., and call Seattle, Wash., his home, is married to Jackie and they have two children: a daughter, Tinishia, 27, and a son, Terry, 24.



The Johnson File

NAME: Trent Johnson
BIRTH DATE: September 12, 1956
AGE: 54
BIRTHPLACE: Berkeley, Calif.
HOMETOWN: Seattle, Wash.
WIFE: Jackie
CHILDREN: Tinishia (27), Terry (24)
COLLEGE: BS, Boise State University, 1986

PLAYING EXPERIENCE

Boise State University (Boise, Idaho)
 Finished in the top 10 in career scoring and rebounding at the school ... In 1976, team advanced to NCAA Tournament after winning the Big Sky Tournament ... In his junior year, named the Most Improved Player and in his final season was named All-Big Sky.

COACHING EXPERIENCE

1986-89 - Assistant Coach, Utah
1989-92 - Assistant Coach, University of Washington
1992-96 - Assistant Coach, Rice.
1996-99 - Assistant Coach, Stanford
1999-04 - Head Coach, University of Nevada ... Compiled a 79-74 overall record ... 2003 team went to NIT, 2004 team won WAC Tourney and advanced to the NCAA Sweet 16.
2004-08 - Head Coach, Stanford ... Four year record of 80-47 ... Team advanced to post-season play each of his four years, 2008 team won 28 games and advanced to the NCAA Sweet 16.
April 10, 2008 -- Named the 20th Head Basketball Coach at LSU.
2008-09 -- LSU wins the SEC title with 13-3 record, finishes 27-8 and advances to the second round of NCAA Tournament to push mark to seven straight years of coaching teams to post-season play.
Nov. 24, 2010 -- Won his 200th game as a collegiate head coach (78-36, vs. Centenary).

LEAGUE COACH OF THE YEAR HONORS

2003 -- Western Athletic Conference
2008 -- Pac-10
2009 -- Southeastern Conference

The Trent Johnson Record

YEAR	SCHOOL	/---OVERALL---/		/---CONF.---/		FINISH
		W-L	PCT.	W-L	PCT.	
1999-00	Nevada	9-20	.310	6-10	.375	3rd-Big West
2000-01	Nevada	10-18	.357	3-13	.187	9th-WAC
2001-02	Nevada	17-13	.567	9-9	.500	5th-WAC
2002-03	Nevada	18-14	.562	11-7	.611	4th-WAC NIT First Round
2003-04	Nevada	25-9	.735	13-5	.722	1st WAC/Tourney Champ; NCAA Sweet 16
2004-05	Stanford	18-13	.581	11-7	.611	4th-Pac 10/NCAA First Round
2005-06	Stanford	16-14	.533	11-7	.611	5th-Pac 10/NIT Second Round
2006-07	Stanford	18-13	.581	10-8	.555	6th-Pac 10/NCAA First Round
2007-08	Stanford	28-7	.800	13-5	.722	2nd-Pac10/NCAA Sweet 16
2008-09	LSU	27-8	.771	13-3	.812	1st-West, SEC Champs, NCAA 2nd rd.
2009-10	LSU	11-20	.354	2-14	.125	6th-West
2010-11	LSU	8-6	.571			
Totals	12 Years	205-155	.569	102-88	.536	7 tournaments, 2 NCAA Sweet 16
Nevada	5 Years	79-74	.516	42-44	.488	1 WAC title, 1 NCAA Sweet 16
Stanford	4 Years	80-47	.630	45-27	.625	4 tournaments, 1 NCAA Sweet 16
LSU	3 Years	46-34	.575	15-17	.469	1 SEC Title, 1 NCAA 2nd Rd.

CAREER SPECIALTY NUMBERS

CAREER DOUBLE-FIGURE GAMES

Storm Warren 25
 Andre Stringer 11
 Ralston Turner 10
 Malcolm White 7
 Aaron Dotson 7
 Dennis Harris 5
 Garrett Green 2
 Matt Derenbecker 2

CAREER DOUBLE-FIGURE REBOUNDS

Storm Warren 12
 Malcolm White 2
 Garrett Green 1

CAREER DOUBLE-DOUBLES

Storm Warren 11
 Malcolm White 2
 Garrett Green 1

CAREER THREE-POINTERS

Ralston Turner 33
 Andre Stringer 32
 Aaron Dotson 19
 Matt Derenbecker 12
 Chris Bass 11
 Daron Populist 7
 Dennis Harris 5
 Garrett Green 5
 Jalen Courtney 1

CAREER ASSISTS

Chris Bass 179
 Aaron Dotson 60
 Andre Stringer 40
 Eddie Ludwig 28
 Storm Warren 27
 Ralston Turner 22
 Daron Populist 15
 Garrett Green 15
 Dennis Harris 14
 Matt Derenbecker 12
 Malcolm White 3

CAREER BLOCKS

Storm Warren 74
 Garrett Green 21
 Malcolm White 19
 Aaron Dotson 18
 Dennis Harris 15
 Chris Bass 7
 Andre Stinger 4
 Eddie Ludwig 3
 Ralston Turner 2
 Matt Derenbecker 1

CAREER STEALS

Storm Warren 65
 Chris Bass 41
 Eddie Ludwig 25
 Garrett Green 23
 Aaron Dotson 18
 Andre Stringer 16
 Dennis Harris 10
 Ralston Turner 9
 Matt Derenbecker 5
 Malcolm White 4
 Daron Populist 1

2010-11 LSU Men's Basketball Roster

NO.	NAME	CL.	POS.	HT.	WT.	EXP.	HOMETOWN/LAST SCHOOL
3	Garrett Green	Jr.	F	6-11	230	2VL	Woodland Hills, Calif/Taft HS
4	Chris Bass	Jr.	G	6-1	185	2VL	Baton Rouge, La./Lee Academy (Ma.)
5	Malcolm White	Jr.	F	6-9	225	RS	Baton Rouge, La./Ole Miss
10	Andre Stringer	Fr.	G	5-9	170	HS	Jackson, Miss./Forest Hill HS
13	Eddie Ludwig	So.	F	6-9	215	1L	Metairie, La./Metairie Park Country Day
14	Jalen Courtney	Fr.	F	6-8	210	HS	Jackson, Miss./Provine HS
15	Dennis Harris	So.	F	6-11	190	1L	Jonesboro, Ga./Mundy's Mill HS
21	Matt Derenbecker	Fr.	F	6-7	185	HS	Metairie, La./Metairie Park Country Day
22	Ralston Turner	Fr.	G	6-6	193	HS	Muscle Shoals, Ala./Muscle Shoals HS
24	Storm Warren	Jr.	F	6-7	230	2L	Monroe, La./Richwood HS
25	Daron Populist	So.	G	5-10	170	1L	Slidell, La./Salmen HS
41**	Justin Hamilton	Jr.	C	6-11	260	TR	Alpine, Utah/Iowa State
45	Aaron Dotson	So.	G	6-4	205	1L	Seattle, Wash./Rainier Beach HS
55**	Andrew Del Piero	So.	C	7-2	286	RS	Austin, Texas/Westlake HS

**redshirt in 2010-11 after transferring from Iowa State; **redshirt in 2010-11

Head Coach: Trent Johnson (Boise State, '86), 3rd year at LSU

Assistant Coach: Donny Guerinoni (Nevada, '01), 3rd year at LSU

Assistant Coach: Lynn Nance (Washington, '65), 1st year at LSU

Assistant Coach: Brent Scott (Rice, '03), 3rd year at LSU

Director of Basketball Operations: Nick Robinson (Stanford, '05), 2nd year at LSU

Executive Asst. to Head Coach: Brittany Carvalhido (Oklahoma State, '05), 1st year LSU men, 3rd year at LSU

A High School Correction

We must make note that there is a mistake in the written media guide publications on the high school of LSU's Andre Stringer ... He is actually from Forest HILL High School in Jackson, Miss., not Forest Park as appears in the guide ... He is one of two players from Jackson as Jalen Courtney came to LSU from Provine High.

Transactions

Center Andrew Del Piero was redshirted prior to the beginning of the season ... Dennis Harris sprained his left ankle the week of the season opener ... Missed the first seven games, but returned against Central Michigan (12/11) ... Eddie Ludwig saw limited time in mid-December due to a cut on his head ... Dennis Harris was unable to return to the team Sunday after the Christmas break because of bad weather in Atlanta ... Missed last two games ... Coach Johnson announced he would miss Jan. 2 game with Virginia because of academic obligations Monday and Tuesday.

The Numbers Game

Here are some of the important numbers with the LSU basketball program:

103 – This is the 103rd season of basketball at LSU.

33-4 – LSU record in Trent Johnson era when scoring at least 70 points.

3-20 -- Central Michigan win (12/11) was team's third when scoring less than 60 in the Trent Johnson era (59-55).

2-2 -- LSU record in overtime in Trent Johnson era (1-1 this season, C. Carolina, 12/13, McNeese 12/16)

5 -- No of wins in the Trent Johnson era when LSU trailed both at the 10 and 5 minute marks (last Central Michigan, 12/11)

1 -- One loss in Trent Johnson era when LSU scores at least 80 points (Aub, 1/20/10)

11 -- Number of career double doubles by Storm Warren (two this season)

10-0 -- Record when LSU shoots 50 percent or better in the Trent Johnson era (3-0 this year)

7 -- Number of times LSU has won when outrebounded in Trent Johnson era (7-21 record)

37-11 -- Record when LSU out rebounds opponent, but two losses this year (Nicholls, Memphis).

42-5 -- Record when LSU out shoot opponents.

1406 -- Number of LSU wins in program history (1,400 came 11/24 vs. Centenary)

6 -- Number of SEC titles LSU has won since 1980 (second most in SEC)

3 – Number of SEC Championships won or shared since 2000 (2000, 2006, 2009)

10 -- Number of SEC championships LSU has won, second most in league.

Last Game – Rice 74, LSU 68 (Dec. 29 -- Houston, Texas)

LSU hit a three-pointer to open the game and take a 3-0 lead against Rice at Tudor Fieldhouse ... Little did anyone know that three-pointer would set the tempo for the first half of play ... In the first 20 minutes, LSU hit eight three-pointers, only one two pointer (with 4:38 in the half) and was 0-of-5 at the free throw line ... Rice scored the next 10 points after that three to go up 13-3, a margin LSU could never completely dig out of the remainder of the game ... However, with that said, LSU only trailed, 31-26, at the half ... LSU was 9-of-26 in the half from the field, 8-of-24 from the arc ... In the second half, LSU fell behind by 15 with five minutes to play but was able to extend the game and

eventually cut into the lead, getting as close as two, 70-68, with 19 seconds to play.

Three LSU freshmen combined for 50 of LSU's 68 points with Andre Stringer hitting four treys getting 19 points, Ralston Turner four treys and 14 points and Matt Derenbecker off the bench had three treys in a career high night of 17 points. LSU had 14 assists and 11 turnovers, but was out rebounded, 39-31. Rice shot 52.6 percent from the field (20-38).

More Numbers From the Rice Game

Is it a coincidence that three of LSU's top 4 three-point single game totals this season came away from the Maravich Center ... It is true as did LSU's two biggest single halves this year:

At South Alabama - 12 treys (10 first half)

Vs. Wichita State (Bossier City, La.) - 8 treys (7 second half)

At Rice - 12 treys (8 first half)

The Rice game also was one of the few games this year, LSU was able to control the offensive boards, with a 15-8 advantage, but Rice had a 31-16 advantage on the defensive boards for a 39-31 total rebounding edge over LSU ... Chris Bass had eight assists in the game and just one turnover in 24 minutes and the brother of former SEC Player of the Year and now Orlando Magic star Brandon Bass had the first game of at least eight assists for LSU since Garrett Temple had nine versus Ole Miss on Feb. 14, 2009.

First Appearance on ACC Sunday Night Hoops

Every game for the rest of the LSU regular season will be on some type of regional or national network with tonight's game on FSN ... Starting Jan. 8, the second-year of the Southeastern Conference's 15-year agreement with the ESPN family of networks, will begin ... LSU has nine league games on the regionally-syndicated SEC Network, three on FSN, two on CSS/CST and two on ESPN.

About Virginia, The Series

It's been almost 30 years since the teams met in the last ever NCAA Final Four third place game played hours before the NCAA Championship was contested ... Virginia was the winner on March 30, 1981 in Philadelphia, 78-74, on a day in which sports and reality certainly came together as the game was played on a day when the nation and the world was waiting to hear the condition of President Ronald Reagan, who had earlier in the day been the victim of an assassination attempt.

The two coaches know each other well - Trent Johnson and Tony Bennett ... They last met two seasons ago when Bennett was at Washington State when the Cougars came to Baton Rouge with LSU winning 62-52 ... Johnson was 2-0 against Virginia when he was at Stanford.

Virginia is 8-5 after a 60-47 loss at home to Iowa State Thursday night at the John Paul Jones Arena ... Virginia was 6-of-20 and 0-of-13 from three-point range in the first half as they scored just 15 points, trailing 24-15 at intermission ... Assane Sene and Will Regan each scored seven to lead Virginia.

Tony Bennett is in his second season at Virginia with a 23-21 record, after three seasons at Washington State (69-33) that gives him an overall win total of 92 ... He was the 2007 National Coach of the Year and led the Cougars to the 2007 and 2008 NCAA Tournament.

Season 40 At PMAC

It was the 1971-72 season that the first game was played in the then LSU Assembly Center, although the Tigers had to open on the road for the first five games before returning home to open the building on Jan. 3, 1972 against Vanderbilt, an 80-73 loss. The Tigers got their first win in the building on Jan. 6, 1972 against Georgetown, 90-71.

Last year, LSU was 11-7 in the Maravich Center, 9-1 in non-conference games ... LSU finishes non-conference play 7-3 this season and 460-157 (74.5) all-time in the building and 247-36 in non-conference games (.873) ... Trent Johnson is 28-5 in home non-conference games.

Success At Home

The PMAC has proved to be a difficult place to play as since the start of the 2002-03 season, LSU has won 114 games, an average of 13.6 wins per year. LSU's win total is second only to Florida in the same time period (through play on Thursday):

Florida 127

LSU 114

Vanderbilt 108

Kentucky 107

Tennessee 105

Alabama 101

Arkansas 99

Mississippi State 95

South Carolina 91

Ole Miss 89

Auburn 89

CAREER DOUBLE-DOUBLES

STORM WARREN (11)

Game	Date	Pts	Reb
Alcorn State	11/20/08	11	11
ULM	11/13/09	15	12
Indiana State	11/16/09	14	12
Western Ky.	11/17/09	20	11
UL-Laf.	12/1/09	18	16
N'wesern st.	12/12/09	21	16
SE Louisiana	12/14/09	14	12
Nicholls	12/17/09	13	11
Auburn	1/20/10	17	11
UT-Martin	11/18/10	12	11
Houston	11/30/10	12	11

MALCOLM WHITE (2)

Game	Date	Pts	Reb
UT-Martin	11/18/10	12	15
Southern	12/27/10	16	11

GARRETT GREEN (1)

Game	Date	Pts	Reb
Wichita St	12/18/10	15	13

LSU Scoring Runs

5-0	19
6-0	13
7-0	8
8-0	5
9-0	5
10-0	5
11-0	2 (UTM, C. Mich)
12-0	
13-0	
14-0	1 (Centenary)

Opp. Scoring Runs

5-0	12
6-0	11
7-0	8
8-0	5
9-0	4
10-0	
11-0	1 (C. Mich)
12-0	
13-0	1 (Rice)
14-0	1 (C. Carolina)

COMPARING THE STATISTICS

Overall	LSU	UVA
Scoring Average	69.4	62.8
Opp. Scoring Average	63.1	62.5
Scoring Margin	+6.3	+0.3
FG Percentage	42.3	41.6
Opp. FG Percentage	39.2	44.5
3 PT FG Pct.	37.6	35.2
Opp. 3 PT FG Pct.	29.3	39.5
3FGs per Game	6.7	6.3
FT Percentage	67.5	72.6
Opp. FT Percentage	67.3	64.4
FT Made Per Game	16.5	13.2
Rebound Avg.	37.3	33.0
Opp. Rebound Avg.	35.3	32.2
Rebound Margin	+2.0	+0.8
Assists Average	12.6	11.2
TO Average	14.4	11.4
Blocks Average	4.0	2.9
Steals Average	6.8	5.4

On The Road

The win by the Tigers at South Alabama on Nov. 28 marked the first win on an opponent's home court since the Tigers beat Kentucky on Feb. 28, 2009 ... Between home and neutral courts a year ago, LSU was 0-13, compared to the championship year of 2009 when LSU was 8-6, including 6-3 in SEC play ... In program history, LSU is 401-570 on opponent's home courts ... Trent Johnson is 7-13 in true road games and 9-23 in all games away from the Maravich Center.

On the road, with two games of 12 made threes, the Tigers as a team are shooting 45.7 percent from the arc (37-81 in four games), compared to 33.7 percent in games at the PMAC (57-169, 10 games) ... LSU has a +6 advantage in offensive boards in games away from Baton Rouge and a minus 7 mark in offensive boards at home.

LSU Second In SEC Titles Over Last 30 Years

LSU has won 10 Southeastern Conference titles in its first 102 seasons and six of those have come since the 1980-81 seasons, which is second only to the 12 that Kentucky has won during that time period. Florida is third with four. Tennessee (3), Mississippi State (2), Alabama (2) and Arkansas (2) are the only ones with multiple conference regular season titles in that time period.

Shooting The Ball

Three times this season, LSU has been able to shoot at least 50 percent from the field ... The first came in the opening game of the season (Nov. 12) against Northwestern State when LSU shot 60 percent (24-of-40) ... It marked the first time LSU shot 60 percent from the field since shooting 63.6 percent against Grambling State on Dec. 13, 2008 ... LSU's 32 free throw makes in the game were the seventh most free throw makes in LSU history.

At South Alabama (11/28), LSU was 16-of-24 in the first half to propel a 25-of-47 shooting game (53.2 percent) ... LSU was 12-of-17 from the three-point arc and shot 70.6 percent ... LSU made it two straight games at 50 percent or better against Houston (11/30), making 17-of-30 in the first half enroute to a 26-of-52 night (50.0%).

The Tigers are now 3-0 this year when shooting 50 percent or better and 10-0 overall in the Trent Johnson era.

The good shooting was what helped bring LSU back from a 17-point deficit against Wichita State in Bossier City on Saturday night as LSU shot 11-21 in the second half from the field (52.4 percent).

In the last three losses, LSU was 64-of-181 from the field (35.3 percent), despite that second half against Wichita State and in the six losses has only shot over 40 percent one time. In those last three losses, the opponents were 70-of-146 (47.9 percent).

The Arc

LSU fell below 40 percent from the three-point line for the season after going 7-of-22 (31.8%) against Coastal (12/13) ... The Tigers are 94-of-250 or 37.6 percent, second in the league behind only Kentucky (the only team over 40 percent).

LSU has made an average of 6.7 treys a contest, an improvement from last season when LSU made 141 threes (an average of 4.5 a game) ... LSU made just 28.7 percent a year ago from the arc ... Last year, Aaron Dotson as a freshman made seven treys ... Through 14 games, he has 11; in fact, he is 11-of-22 for the season ... Ralston Turner has moved into the team lead for three-pointers with 33, one more than Andre Stringer ... The threesome of Stringer, Turner, Dotson and Matt Derenbecker have made 88 of LSU's 94 treys.

The South Alabama game, with LSU making 70.6 percent, marked the first time LSU had hit 70 percent in a game since Jan. 7, 1989 when LSU was 7-of-9 from the three-point line against Auburn (77.8 percent) ... Twice this season at South Alabama and at Rice, LSU has made 12 treys.

The Free Throws

LSU's season percentage is now at 67.5 percent (231-342) for the season ... LSU has shot 18 more free throws than the opponents and made 13 more than opponents ... Those numbers were over 30 and over 40 until Wednesday's Rice game ... LSU is now eighth in the league in free throw percentage ... In the last three games, LSU is just 27-of-50 from the free throw line (54.0 percent), dropping LSU's percent from the low 70 percent to its present position.

Eddie Ludwig leads the team at 82.8 percent (24-of-29), with Andre Stringer dropping below 80 percent for the first time this season after three misses Wednesday, now at 79.5 percent (62-78). Aaron Dotson is hitting at a 74.5 percent clip (38-51) and Ralston Turner has made 37-of-52 (71.2%). Stringer is eighth in the league in free throw percentage.

Player Efficiency Quota

Like the quarterback ratings in the NFL, the NBA uses an efficiency scale to determine its top players ... It's the plus or minus number coaches look at when determining the success of a player's game night ... The quotient is based on a plus-minus + total of: (Points + Rebounds + Assists + Steals + Blocks) minus ((Field Goal Attempts - Field Goals Made) + (Free Throw Attempts - Free Throws Made) + Turnovers) ... Here is what the crack research staff at LSU came up with when applying the formula to some of the LSU players and their efficiency quota average coming into Sunday's game:

Storm Warren - +11.7
Andre Stringer - + 11.1
Ralston Turner -- +9.1
Aaron Dotson -- +8.3
Malcolm White -- +9.8
Garrett Green -- +6.6
Eddie Ludwig -- +5.9
Matt Derenbecker -- +4.2

The figure also comes into played in individual game totals and here are some of the best this year -- +25, Aaron Dotson vs. Memphis (11/21); +24, Storm Warren vs. Houston (11/3); +22, Andre Stringer, South Alabama (11/28); +22, Garrett Green, Wichita State (12/18); +22 Malcolm White, Southern (12/27).

Healthy Aaron Dotson

Hard work and patience has paid off for the Seattle sophomore as he has been able to play with confidence and full speed this season ... A knee injury at Rainier Beach HS caused him to miss most of his senior season after signing with LSU and it shook his confidence as a college freshman ... Fans are now seeing what coaches saw in practices and scrimmages from day one this year how far he has come ... Against Northwestern State (11/12), Dotson hit 5-of-5 field goals (one of only two players in the SEC to be perfect from the field on opening night) and scored 17 points in 27 minutes of play ... Against UT-Martin, Dotson hit 4-of-8 field goal attempts and 5-of-6 at the line to get 13 points and six rebounds in 19 minutes ... Against Memphis (11/21), Dotson scored 12 points and had one of the rare four-point plays with a long three-pointer and a free throw ... He has been in double figures in four of the games this season and hit 32-of-72 overall from the field and 11-of-22 from the arc, averaging 8.1 points a game, compared to 3.2 points a season ago.

Dotson has been less of a scorer in the past five games, making just 4-of-18.

Bass Turning Assist Numbers

The junior, whose brother Brandon, was 2005 SEC Player of the Year and plays now for the NBA Orlando Magic, last year was one of the tops in the SEC in assist-to-turnover ratio with 97 assists and just 38 turnovers ... Only twice this year has he not an equal or positive assist-to-turnover ratio and had the best game of his career Wednesday at Rice when he had eight assists and just one turnover in 24 minutes of play ... For Bass, it marked the first eight assist game for an LSU player since Garrett Temple had nine in 2009.

Bass now has 39 assists and 21 turnovers ... In his career, Bass has 179 assists and 73 turnovers (career 2.4 assist-to-turnover ratio) ... Bass is three assists short of what he needs to have to rank in the SEC's top 10 or he would be around fourth or fifth in the league.

Andre Stringer

The freshman from Jackson had a unique streak of being the Tigers top scorer in each of the first six games and double figures for the first seven ... He leads the team in scoring at 14.4 points per game, after leading the team in scoring again versus Rice (11/29) ... He made four treys for the fifth time and now has 32 for the season (32-of-86, 38.6 percent) ... He is averaging 2.4 rebounds, 2.8 assists while playing 28.2 minutes a game ... Stringer, who has been compared to Darrel Mitchell, the point guard who could also shoot the three in 2006 when LSU went to the NCAA Final Four, is 11th in the league in scoring, 14th in assists and fifth in three-pointers made per game (2.3).

Ralston Turner

Turner had the best game by any LSU player this season against McNeese State (12/16), scoring 23 points ... Turner hit three treys for the fourth time this season ... But what he did against Wichita may have been even more impressive as he scored all 21 points in the second half to lead LSU to a rally from 17 down in the first half to take the lead ... He became the first player this season to go back-to-back 20-plus point games and he had five treys in the game, tied for the second most by a player in the Trent Johnson era at LSU ... He is second on the team averaging 13.9 points per game and 3.0 rebounds ... He also became the first Tiger in almost a year to play more than 40 minutes, playing 41 in the overtime contest with McNeese ... Turner has started every game this season for LSU.

Freshman Scoring

Turner and Stringer are leading the freshman scoring group for the team that has accounted for 49.2 percent of the scoring and 23 of LSU's 40 double figure scoring games this season (Stringer 11, Turner 10, Matt Derenbecker 2).

Storm Warren

The veteran member of this team without a senior as far as starts and playing time, Warren had started 44 consecutive games dating back to last year until he came off the bench Wednesday at Rice to score seven points and nine rebounds ... He had his second double double of the season at home against Houston (11/30) with 12 points and 11 rebounds ... Warren had his fourth double figure game against North Texas, hitting 5-of-11 shots for 10 points ... He now has 11 career double doubles

TIGER TRENDS

LSU RECORD...	10-11	COACH J. ERA
In November	5-2	13-4
In December	3-4	14-7
In January		7-11
In February		9-7
In March		3-5
In April		
LSU vs. AP Ranked Opponents		
At home		0-4
On the road		0-1
Neutral	0-1	1-3
LSU's Record in Games...		
Decided by 5 pts or less	1-1	10-6
Decided by 10 pts or less	2-5	17-19
Decided by 11 pts or more	6-1	29-15
At night	7-5	34-20
During the day	1-1	12-14
Decided in Overtime	1-1	2-2
Televised	5-4	24-30
LSU's Record When Scoring...		
Less than 60 points	1-2	3-20
60-69 points	1-4	10-10
70-79 points	4-0	17-3
80-89 points	2-0	12-1
90-99 points		4-0
100 or more points		
LSU's Record When Allowing...		
Less than 60 points	5-0	19-3
60-69 points	2-1	19-9
70-79 points	1-5	7-20
80-89 points		0-7
90-99 points		1-1
100 or more points		
LSU's Record When...		
Leading at the half	5-3	36-11
Losing at the half	0-3	7-24
Tied at the half		3-2
Lead 10 minutes left	7-0	39-3
Losing 10 minutes left	1-6	5-30
Tied 10 minutes left		2-1
Lead 5 minutes left	7-0	40-1
Losing 5 minutes left	1-6	5-33
Tied 5 minutes left		1-0
LSU's Record When Shooting...		
50% or higher	3-0	10-0
Less than 50%	5-6	36-34
Better than opponent	8-1	42-5
Worse than opponent	0-5	4-29
Even Shooting		
More 3PT FGs than opp.	3-3	19-7
LSU's Record When...		
Outrebounding opp.	7-2	37-11
Outrebounded by opp.	1-4	7-22
Equal rebounds		2-1
LSU's Record When Committing...		
Fewer TO than opp.	3-4	26-15
More TO than opp.	5-1	16-15
Equal TO	0-1	4-4
15 or fewer TO	5-4	31-27

TRENT JOHNSON ERA INDIVIDUAL SUPERLATIVES

Points

1. 41 Tasmin Mitchell - at Miss. St. (2-11-09)
2. 38 Tasmin Mitchell - vs. Aub. (1-20-10)
3. 33 Marcus Thornton - vs. SE La (1-3-09)
4. 32 Marcus Thornton - vs. Fla. (2-24-09)
5. 31 Marcus Thornton - vs. Miss. St. (1-21-09)
6. 30 Marcus Thornton - 3 times
6. 30 Tasmin Mitchell - vs. SC (1-14-09)

FG Made

1. 15 Tasmin Mitchell - vs. Aub (1-20-10)
2. 12 Tasmin Mitchell - at Miss. St. (2-11-09)
2. 12 Tasmin Mitchell - at Georgia (2-4-09)
4. 11 Tasmin Mitchell - vs. Nicholls (12-17-09)
4. 11 Marcus Thornton - 3 times

3FG Made

1. 6 Marcus Thornton - vs. Florida (2/24/09)
2. 5 Ralston Turner - vs. Wichita (12/18/10)
2. 5 Marcus Thornton - twice
2. 5 Bo Spencer - twice
7. 4 Andre Stringer - five times
7. 4 Aaron Dotson - at S. Alabama (11/28/10)
7. 4 Ralston Turner - at Rice (12/29/10)
7. 4 15 other times

FT Made

1. 15 - Tasmin Mitchell - vs. Miss. St (2-11-09)
2. 12 - Marcus Thornton - Auburn (2-21-09)
3. 11 - Andre Stringer - vs. Houston (11/30/10)
3. 11 - Tasmin Mitchell - NW State (12-12-09)
5. 10 - Marcus Thornton - Florida (2-24-09)
5. 10 - Tasmin Mitchell twice

Rebounds

1. 18 Tasmin Mitchell - vs. SE La. (12-14-09)
2. 17 Tasmin Mitchell - vs. Tennessee (2-4-10)
3. 16 Storm Warren - vs. NW State (12/12/09)
3. 16 Storm Warren - vs. UL-Laf (12-1-09)
5. 15 Malcolm White - vs. UT-Martin (11/18/10)
5. 15 Tasmin Mitchell - Cal St Full (12/2/08)

Assists

1. 9 Garrett Temple - vs. Ole Miss (2/14/09)
1. 9 Garrett Temple - vs. Ole Miss (1/17/09)
3. 8 Chris Bass -- at Rice (12/29/10)
4. 7 Garrett Temple - vs. Cal St Full (12/2/08)
5. 6 Bo Spencer - vs. Florida (2/24/09)
5. 6 Garrett Temple - 4 times
5. 6 Chris Bass - 4 times

Blocks

1. 7 Chris Johnson - vs. Arkansas (1/31/09)
2. 6 Chris Johnson - twice
4. 5 Chris Johnson - Nicholls State (12/17/08)
5. 4 Chris Johnson - 10 times
5. 4 Storm Warren - vs. Houston (11/30/10)

Steals

1. 7 Marcus Thornton - vs. Arkansas (2/18/09)
2. 6 Tasmin Mitchell - vs. UL-Laf (12/31/08)
2. 6 Garrett Temple - twice
5. 5 Tasmin Mitchell - vs. Kentucky (2/28/09)
5. 5 Garrett Temple - vs. Xavier (1/24/09)
5. 5 Bo Spencer - vs. S. Carolina (1/14/09)
5. 5 Storm Warren - vs. Arkansas (2/24/10)
5. 5 Chris Bass - NW State (11/12/10)

... The other came against UT-Martin (11/18) when he also had 12 points and 11 rebounds ... He had one of his double doubles as a freshman, eight last season and now two as a junior ... He was two off his career high in boards when he pulled down 14 against Nicholls State (11/16) ... He is averaging a team best 6.8 rebounds a game this season and 7.5 points per game.

Malcolm White

White became the 38th player in LSU history to grab at least 15 rebounds in a game, hitting that number against UTM (11/18) in recording his first collegiate double double ... White, who played at Ole Miss for two seasons, before transferring and sitting out last year under NCAA transfer rules, had 12 points, 15 rebounds and three blocks in 31 minutes ... White had his sixth double figure scoring game of the season against North Texas, with 12 points on 4-of-7 shooting (12/28) and came off the bench for the first time at LSU against Southern (12/27) with 15 points and 11 rebounds ... He is averaging 8.6 points (now third on the team) and 5.5 rebounds a game ... He has the best field goal percentage on the team at 51.7 percent (46-89).

Garrett Green

Green is probably the healthiest he has been at LSU, fighting back problems all through his career ... Twice after scoring eight points off the bench against Memphis (11/21) and Centenary (11/24), he came back and just missed his first double digit scoring game with nine points in 20 minutes against Coastal Carolina (12/13) ... But against Wichita (12/18), Green came up big with career highs in minutes, points and rebounds to record his first double double with 15 points and 13 rebounds on a 3-of-7 night from the field with a trey and 8-of-12 at the charity stripe to go with two blocks and one steal ... The consistency Coach Johnson wanted to see may have shown for the first time in the North Texas game as he followed the double double with his second ever double figure scoring game of 10 points and five boards in 16 minutes.

He has started the last two games, one for Malcolm White and one for Storm Warren, and Coach Johnson said Thursday in his media session that the three forwards - Green, Warren, White - would alternate starting in games depending on matchups.

For the season, Green is averaging 5.1 points per game and 5.1 rebounds a game and 13.6 minutes a game. .

Seven Former Tigers Playing In NBA This Season

With the recent resigning of Ronald Dupree to the Toronto Raptors, there are now seven former LSU players in the NBA:

Brandon Bass, Orlando Magic - 2nd season with Orlando, sixth in NBA

Glen Davis, Boston Celtics - 4th season with Boston

Shaquille O'Neal, Boston Celtics - 1st season with Boston, 19th in the NBA

Anthony Randolph, New York Knicks - 1st season with Knicks, 3rd in the NBA

Ronald Dupree, Toronto Raptors - 1st season with Raptors, 6th in the NBA

Tyrus Thomas, Charlotte Bobcats - 1st full season with Charlotte, fifth in NBA

Marcus Thornton, New Orleans Hornets - 2nd season with Hornets

The NBA D-League play is underway and former LSU point guard Randy Livingston is beginning his first season as the head coach of the Idaho Stampede. Rookie Tasmin Mitchell is playing for the Erie Bayhawks, while Darnell Lazare is on the roster of the Maine Red Claws. Lazare was a member of the 2006 Final Four team. Chris Johnson is on the roster for the Dakota Wizard and Temple, who started with the Spurs, is back with the Rio Grande team in the league.

LSU Adds Two Important Signees During Early Signing Period; One Redshirt Waits To Play

Coach Trent Johnson announced on Wednesday that the LSU athletics department had received and approved two National Letters of Intent from players for the 2011-12 men's basketball season.

The players are John Isaac, a 6-4, 215-pound guard from New Llano, La., who attends Pickering High School; and, Johnny O'Bryant, a 6-9, 245-pound power forward from Cleveland, Miss., and East HS.

"It is a good day for Tiger basketball," said Coach Johnson. "Obviously, these are two quality young men who happen to be very, very good basketball players. They fit into the direction in which our program is headed, and that means playing elite level college basketball."

Isaac missed all of last season with a torn left ACL, but as a sophomore he averaged a double double with 18.5 points and 11.5 rebounds. He shot 59 percent from the field and averaged 8.6 assists and 1.8 steals. He was First-Team All-District that year in his fourth season of varsity competition for Pickering. He has been a starter on the Pickering varsity since the seventh grade.

O'Bryant is the nation's No. 6 ranked power forward by ESPNU (21st overall in the country) and the No. 8 power forward and nation's 38th player overall according to Rivals.com.

He averaged 15 points and 7.2 rebounds last season as a junior as East reached the Class 3A semifinals. Two years ago, O'Bryant was a member of the USA Basketball U16 team that captured gold in Mendoza, Argentina at the FIBA Americans Championship and followed that up with another gold medal in Hamburg, Germany with the U17 national team.

Also, it should be remembered that also waiting to play for LSU in the 2011-12 season is 6-11

center Justin Hamilton, a transfer after playing for two years at Iowa State ... He is practicing with the team this year.

Tigers Invited to 2011 Charleston Classic

The LSU men's basketball team will be part of the eight-team field for the 2011 Charleston Classic to be contested Nov. 17, 18 and 20, 2011.

The field for the fourth annual tournament in addition to the Tigers includes Georgia Tech, Saint Joseph's, Seton Hall, Tulsa, Virginia Commonwealth, Western Kentucky and Baylor.

The 2011 Charleston Classic, a bracket-format tournament, will feature 12 games over the three days. Each team will compete in one game per day, advancing through a bracket-tournament format. The two teams that remain undefeated throughout will face off in a championship match Sunday, Nov. 20, 2011.

All SEC Teams in Big East/SEC Showdown

ESPN, the BIG EAST Conference and the Southeastern Conference (SEC) have reached an agreement for 12 members from each of the two premier conferences to play each other in a men's college basketball inter-conference Challenge the week after Thanksgiving starting in 2011. ESPN will provide exclusive coverage of all 12 games across ESPN, ESPN2 and ESPNU. The new BIG EAST/SEC Challenge will mark an expansion and modification of the SEC/BIG EAST Invitational, a four-year event from 2007 to 2010 that featured four matchups between the two conferences from two neutral sites.

The new BIG EAST/SEC Challenge format will feature 12 games over three days beginning on the Thursday after Thanksgiving of each year. The 2011 schedule will include four games a day Thursday, Dec. 1 through Saturday, Dec. 3. The event title will alternate to the SEC/BIG EAST Challenge in 2012 and be played Thursday, Nov. 29 through Saturday, Dec. 1.

All 12 games each year will be played at home campus sites with each conference hosting six games a year. SEC teams will alternate home and away games. Twelve of the 16 BIG EAST teams (17 teams in the second year) will participate each year with home, road and no-game assignments determined for 2011 and 2012 in advance of the 2011 event. Matchups, times and network assignments are to be determined.

Next Up—Tigers Open Southeastern Conference Play Jan. 8 At Auburn

The Tigers after Virginia is now done with non-conference play and will prepare for the opening Southeastern Conference game of the 2011 season – Saturday, Jan. 8 at Auburn ... It will be the first SEC game in the new Auburn Arena ... Game time is 5 p.m. and it will be televised by FSN ... The Tigers will then come home for a Jan. 12 game against Arkansas (7 p.m., SEC Network) ... That will be one of just two home games for the Tigers in the month of January.

SCORING BREAKDOWN

CLASS	PTS	PCT.
Freshmen	478	49.2
Sophomores	167	17.2
Juniors	326	33.6
SCORING	PTS	PCT.
Starters	688	70.8
Bench	283	29.1
POINTS IN PAINT	PTS	APG
LSU	324	23.1
Opponents	332	23.7
POINTS OFF TO	PTS	APG
LSU	198	14.1
Opponents	196	14.0
SECOND CHANCE POINTS	PTS	APG
LSU	162	11.5
Opponents	137	9.8
BENCH SCORING	PTS	APG
LSU	283	20.2
Opponents	297	21.2
FT% LAST 5 MINUTES		PCT
LSU	66-94	70.2
Opponents	73-101	72.3
FG% LAST 5 MINUTES		PCT
LSU	52-106	49.1
Opponents	48-104	46.2
3FG% LAST 5 MINUTES		PCT
LSU	14-46	30.4
Opp.	13-38	34.2

W-L RECORDS OF STARTING LINEUPS (G, G, F, F, F or G,G,G,F,F)

1-1 -- Bass, Turner, Dotson, White, Warren
 6-4 -- Stringer, Turner, Dotson, White, Warren
 1-0 -- Stringer, Turner, Dotson, Green, Warren
 0-1 -- Stringer, Turner, Dotson, White, Green

LEADING SCORERS -- Stringer 8, Turner 4, Derenbecker 1, White 3

LEADING REBOUNDERS -- Green 4, Warren 4, White 3, Ludwig 1, Turner 2

LEADING ASSISTS -- Stringer 6, Bass 6, Dotson 4, Ludwig 2, Turner 2

TOTAL DUNKS -- White 11, Warren 6, Dotson 3, Turner 2, Green 2, Courtney 1, Bass 1.

DOUBLE FIGURE SCORING GAMES -- Stringer 11, Turner 10, White 6, Dotson 3, Warren 4, Derenebecker 2, Green 2

DOUBLE DOUBLE -- Warren 2, White 2, Green 1

PLAYERS SCORING IN DOUBLE FIGURES BY GAME

0	1	2	3	4	5 or more
	1	5	5	2	1



Garrett Green

Forward * 6-11 * 230 * Junior * 2L *Woodland Hills, Calif. (Taft HS)

3

Top Performances

Points
 Season: 15, vs. Wichita St., 12/18/10
 Career: 15, vs. Wichita St., 12/18/10

Rebounds
 Season: 13, vs. Wichita St., 12/18/10
 Career: 13, vs. Wichita St., 12/18/10

Field Goals Made
 Season: 5, vs. North Texas, 12/22/10
 Career: 5, vs. North Texas, 12/22/10

3 PT FG Made
 Season: 1, twice
 Career: 1, five times

Free Throws Made
 Season: 8, vs. Wichita St., 12/18/10
 Career: 8, vs. Wichita St., 12/18/10

Assists
 Season: 1, three times
 Career: 3, at Florida, 1/16/10

Blocks
 Season: 2, twice
 Career: 2, four times

Steals
 Season: 3, vs. Centenary, 11/24/10
 Career: 3, twice

Minutes Played
 Season: 33, vs. Wichita St., 12/18/10
 Career: 33, vs. Wichita St., 12/18/10

Top Career Scoring Games

- 15 -- vs. Wichita State, 12/18/10
- 10 -- vs. North Texas, 12/22/10
- 9 -- vs. Coastal Carolina, 12/13/10
- 8 -- vs. Centenary, 11/24/10
- 8 -- vs. Memphis, 11/21/10
- 7 -- vs. McNeese, 1/4/10
- 6 -- vs. Arkansas, 2/24/10
- 6 -- at Vanderbilt, 2/13/10
- 6 -- vs. Oregon State, 12/21/07
- 5 -- vs. Northwestern State, 12/12/09

2008 SEC Freshman Academic Honor Roll

Junior Season (2010-11)

Had a career high of eight against Memphis (11/21) ... Equaled career high in points and set career high in rebounds against Centenary (11/24) ... Career high of nine points on 4-of-6 shooting and two blocks against Coastal Carolina (12/13) ... Had first career double-double and high marks in points, rebounds, minutes played against Wichita (12/18) ... Made it back-to-back double figure games against North Texas (12/22) ... Made his first start of the season vs. Southern (12/27) ... Started against Rice as well (12/29)


Green's Game-by-Game Statistics

2010-11

OPPONENT	MIN	FG	3FG	FT	REB	PF/D	A	TO	BLK	STL	PTS
Northwestern State	11	1-1	0-0	0-0	6	2-0	0	1	0	0	2
Nicholls	5	0-1	0-0	0-2	4	1-0	1	0	0	0	0
Tennessee-Martin	5	1-2	0-0	1-2	3	1-0	0	1	0	1	3
Memphis (Tupelo)	13	4-7	0-0	0-1	4	5-1	0	0	1	1	8
Centenary	16	4-9	0-1	0-2	9	1-0	0	0	0	3	8
at South Alabama	11	0-3	0-0	0-0	5	3-0	0	3	0	1	0
Houston	14	1-6	0-1	2-4	5	2-0	0	2	0	1	4
Central Michigan	6	1-1	0-0	0-0	3	0-0	0	0	0	0	2
Coastal Carolina	20	4-6	0-0	1-3	4	1-0	0	0	2	0	9
McNeese State	14	1-4	1-1	0-0	3	2-0	1	0	0	0	3
Wichita St. (Bossier)	33	3-7	1-1	8-12	13	3-0	0	1	2	1	15
North Texas	16	5-10	0-0	0-0	5	4-0	1	3	0	1	10
Southern	15	1-6	0-0	1-2	4	3-0	0	2	1	0	3
at Rice	12	2-5	0-0	0-0	3	3-0	0	0	0	1	4
at Virginia											
at Auburn											
Arkansas											
at Kentucky											
Ole Miss											
at Tennessee											
at Alabama											
South Carolina											
Mississippi State											
at Ole Miss											
at Arkansas											
Alabama											
Florida											
at Miss. State											
Vanderbilt											
at Georgia											
Auburn											
SEC Tournament											

Garrett Green's Career Stats

YEAR	GP-GS	MIN/AVG	FG-FGA	PCT.	3FG-FGA	PCT.	FT-FTA	PCT.	REB.-AVG	PF-FO	AST	TO	BLK	STL	PTS-AVG.
07-08	25-1	241-9.6	20-47	.426	2-5	.400	3-7	.429	40-1.6	41-1	3	11	5	1	45-1.6
08-09	Redshirt														
09-10	30-11	320-10.7	27-80	.338	1-4	.250	8-27	.296	74-2.5	51-1	9	30	10	12	63-2.1
10-11	14-2	191-13.6	28-68	.412	2-4	.500	13-28	.464	71-5.1	31-1	3	13	6	10	71-5.1
Totals	69-14	752-10.9	75-195	.385	5-13	.385	24-62	.387	185-2.7	12-3	15	54	21	23	179-2.6



Chris Bass

Guard * 6-1 * 185 * Junior * 2L *Baton Rouge, La. (Lee Academy Prep)

4

Top Performances

Points
 Season: 6, vs. Central Mich., 12/11/10
 Career: 7, twice

Rebounds
 Season: 5, vs. Centenary, 11/24/10
 Career: 8, vs. Grambling, 12/13/08

Field Goals Made
 Season: 2, three times
 Career: 3, three times

3 PT FG Made
 Season: 1, at Rice, 12/29/10
 Career: 2, twice

Free Throws Made
 Season: 2, twice
 Career: 3, at Utah, 1/2/10

Assists
 Season: 8, at Rice, 12/29/10
 Career: 8, at Rice, 12/29/10

Blocks
 Season:
 Career: 2, vs. Utah, 1/2/10

Steals
 Season: 5, vs. NW St., 11/12/10
 Career: 5, vs. NW St., 11/12/10

Minutes Played
 Season: 24, at Rice, 12/29/10
 Career: 36, vs. N'western St., 12/12/09

- Top Career Scoring Games**
- 7 vs. Connecticut, 11/25/09
 - 7 vs. ULM, 11/13/09
 - 6 vs. C. Michigan, 12/11/10
 - 6 at Florida, 1/16/10
 - 6 vs. Southeastern, 12/14/09
 - 6 vs. Grambling
 - 5 vs. Kentucky, 2/6/10
 - 5 vs. Louisiana Lafayette, 12/1/09
 - 5 vs. Alabama, 2/8/09
 - 4 five times

Junior Season (2010-11)

Career high in steals of 5 vs. NW State (11/12) in the opener ... Back on track with assists, getting 5 with no turnovers versus UTM (11/18) ... After starting first two games with 2 assists, 6 turnovers, had 14 assists, 3 turnovers last five games ... Bass hit two free throws in the waning seconds to ice the Central Michigan win (12/11) with a season high six points ... Career high in assists, first player to have 8 or more since 2009

Bass' Game-by-Game Statistics

2010-11

OPPONENT	MIN	FG	3FG	FT	REB	PF/D	A	TO	BLK	STL	PTS
Northwestern State	18	1-1	0-0	2-4	2	2-0	2	5	0	5	4
Nicholls	10	0-0	0-0	0-2	2	0-0	0	1	0	0	0
Tennessee-Martin	16	2-3	0-0	0-0	3	3-0	5	0	0	0	4
Memphis (Tupelo)	17	0-1	0-0	0-0	2	0-0	4	1	1	0	0
Centenary	16	1-2	0-0	1-3	5	1-0	1	1	0	0	3
at South Alabama	12	0-0	0-0	1-4	2	2-0	0	0	0	0	1
Houston	20	1-1	0-0	0-0	1	1-0	4	1	0	0	2
Central Michigan	17	2-5	0-0	2-2	4	0-0	4	3	0	1	6
Coastal Carolina	14	2-2	0-0	0-0	0	2-0	1	1	0	0	4
McNeese State	11	0-1	0-0	0-0	3	0-0	2	1	0	0	0
Wichita St. (Bossier)	20	1-3	0-0	0-0	0	0-0	2	1	0	2	2
North Texas	21	0-2	0-0	0-0	2	1-0	4	2	0	1	0
Southern	15	0-1	0-0	0-0	2	0-0	2	3	0	1	0
at Rice	24	1-2	1-1	0-0	1	0-0	8	1	0	2	3
at Virginia											
at Auburn											
Arkansas											
at Kentucky											
Ole Miss											
at Tennessee											
at Alabama											
South Carolina											
Mississippi State											
at Ole Miss											
at Arkansas											
Alabama											
Florida											
at Miss. State											
Vanderbilt											
at Georgia											
Auburn											
SEC Tournament											

Chris Bass' Career Stats

YEAR	GP-GS	MIN/AVG	FG-FGA	PCT.	3FG-FGA	PCT.	FT-FTA	PCT.	REB.-AVG	PF-FO	AST	TO	BLK	STL	PTS-AVG.
08-09	28-0	276/9.9	7-26	.269	4-14	.286	5-14	.357	31-1.1	21-0	43	14	1	5	23-0.8
09-10	31-19	744/24.0	28-84	.333	6-33	.182	8-19	.421	73-2.4	51-3	97	38	5	24	70-2.3
10-11	14-2	231/16.5	11-24	.458	1-1	1.000	6-15	.400	29-2.1	12-0	39	21	1	12	29-2.1
Totals	73-21	1251/17.1	46-134	.343	11-48	.229	19-48	.396	133-1.8	84-3	179	73	7	41	122-1.7



Malcolm White

Forward * 6-9 * 225 * Junior * Redshirt Transfer * Baton Rouge, La. * Ole Miss

5

Top LSU Performances

Points

Season:	16, vs. Southern, 12/27/10
Career:	16, vs. Southern, 12/27/10

Rebounds

Season:	15, vs. UT-Martin, 11/18/10
Career:	15, vs. UT-Martin, 11/18/10

Field Goals Made

Season:	7, vs. Southern, 12/27/10
Career:	7, vs. Southern, 12/27/10

3 PT FG Made

Season:	
Career:	

Free Throws Made

Season:	6, vs. NW St., 11/12/10
Career:	6, vs. NW St., 11/12/10

Assists

Season:	2, vs. UT-Martin, 11/18/10
Career:	2, vs. UT-Martin, 11/18/10

Blocks

Season:	3, four times
Career:	3, four times

Steals

Season:	2, vs. C. Michigan, 12/11/10
Career:	2, vs. C. Michigan, 12/11/10

Minutes Played

Season:	40, vs. McNeese, 12/16/10
Career:	40, vs. McNeese, 12/16/10

Top LSU Career Scoring Games

- 16 vs. Southern, 12/27/10
- 14 vs. Centenary, 11/24/10
- 13 vs. McNeese, 12/16/10
- 12 vs. North Texas, 12/22/10
- 12 vs. C. Michigan, 12/11/10
- 12 vs. UT-Martin, 11/18/10
- 12 vs. NW State, 11/12/10
- 9 vs. Houston, 11/30/10
- 5 vs. Coastal Carolina, 12/13/10
- 5 vs. Memphis, 11/21/10

Junior Season (2010-11)

In first game in over a year, scored 12 points in 34 minutes with three blocks against NW St. (11/12/10) ... Had his first college double-double against UTM (11/18) with 12 points, 15 rebounds (9 offensive) ... Made first six shots and had season best 14 against Centenary (11/24) ... Had his fourth double figure game against C. Michigan (12/11) with 12 ... Just missed a double double with 13 points, nine rebounds in the McNeese win (12/16) ... Sixth double figure scoring game against North Texas (12/22) ... In first non-start of the season, comes off the bench and has his second double double against Southern (12/27)

White's Game-by-Game Statistics

2009-10	OPPONENT	MIN	FG	3FG	FT	REB	PF/D	A	TO	BLK	STL	PTS
	Northwestern State	34	3-8	0-0	6-11	4	4-0	0	4	3	0	12
	Nicholls	10	1-1	0-0	0-0	2	3-0	0	3	1	0	2
	Tennessee-Martin	31	5-13	0-0	2-4	15	2-0	2	3	3	0	12
	Memphis (Tupelo)	17	1-4	0-0	3-4	4	5-1	0	1	1	0	5
	Centenary	21	6-7	0-0	2-2	7	1-0	0	0	0	0	14
	at South Alabama	28	2-4	0-0	0-0	4	2-0	0	0	1	0	4
	Houston	23	4-7	0-0	1-2	2	4-0	0	0	0	1	9
	Central Michigan	30	5-11	0-0	2-4	4	2-0	0	0	2	2	12
	Coastal Carolina	19	2-3	0-0	1-4	3	4-0	0	1	0	0	5
	McNeese State	40	4-5	0-0	5-10	9	3-0	0	2	3	1	13
	Wichita St. (Bossier)	19	1-4	0-0	1-2	1	2-0	0	3	0	0	3
	North Texas	30	4-7	0-0	4-6	7	0-0	0	1	2	0	12
	Southern	24	7-11	0-0	2-4	11	2-0	0	2	3	0	16
	at Rice	13	1-4	0-0	0-0	4	5-1	1	0	0	0	2
	at Virginia											
	at Auburn											
	Arkansas											
	at Kentucky											
	Ole Miss											
	at Tennessee											
	at Alabama											
	South Carolina											
	Mississippi State											
	at Ole Miss											
	at Arkansas											
	Alabama											
	Florida											
	at Miss. State											
	Vanderbilt											
	at Georgia											
	Auburn											
	SEC Tournament											

Malcolm White's Career Stats

YEAR	GP-GS	MIN/AVG	FG-FGA	PCT.	3FG-FGA	PCT.	FT-FTA	PCT.	REB-AVG	PF-FO	AST	TO	BLK	STL	PTS-AVG.
10-11	14-13	339-24.2	46-89	.517	0-0	.000	29-53	.547	77-5.5	39-2	3	20	19	4	121-8.6
Totals	14-13	339-24.2	46-89	.517	0-0	.000	29-53	.547	77-5.5	39-2	3	20	19	4	121-8.6



Andre Stringer

Guard * 5-9 * 170 * Freshman * HS * Jackson, Miss. (Forest Park HS)

10

Top Performances

Points

Season:	21, twice
Career:	21, twice

Rebounds

Season:	6, vs. McNeese, 12/16/10
Career:	6, vs. McNeese, 12/16/10

Field Goals Made

Season:	7, at S. Alabama, 11/28/10
Career:	7, at S. Alabama, 11/28/10

3 PT FG Made

Season:	4, five times
Career:	4, five times

Free Throws Made

Season:	11, vs. Houston, 11/30/10
Career:	11, vs. Houston, 11/30/10

Assists

Season:	5, three times
Career:	5, three times

Blocks

Season:	2, vs. McNeese, 12/16/10
Career:	2, vs. McNeese, 12/16/10

Steals

Season:	3, twice
Career:	3, twice

Minutes Played

Season:	38, vs. McNeese, 12/16/10
Career:	38, vs. McNeese, 12/16/10

Top Career Scoring Games

- 21 at S. Alabama, 11/28/10
- 21 vs. NW State, 11/12/10
- 19 at Rice, 12/29/10
- 18 vs. Wichita State, 12/18/10
- 16 vs. Coastal Carolina, 12/13/10
- 16 vs. Centenary, 11/24/10
- 15 vs. McNeese, 12/16/10
- 15 vs. UT-Martin, 11/18/10
- 14 vs. Nicholls, 11/16/10
- 13 vs. Houston, 11/30/10
- 13 vs. Memphis, 11/21/10

Freshman Season (2010-11)

Hit four treys in the season opener against NW State (11/12), with five assists in scoring 21 points ... Third straight double figure scoring game against UTM (11/18) with 15 points in his first career start ... Led team for fourth straight game in scoring with big second half against Memphis (11/21) ... 26 free throws made in first four games ... Team lead in scoring streak reaches five vs. Centenary (11/24) ... Streak reached six and he was MVP of Coors Classic in Mobile with another 21 point game that included four treys vs. South Alabama (11/28) ... Didn't lead team in scoring for first time this season vs. Houston (11/30), but did have his seventh straight double figure scoring game ... First game not in double figures against C. Michigan (12/11) ... Stringer had four treys for the fourth time against Coast Carolina (12/13) ... Third best scoring game of the season vs. Wichita with 18 (12/18) ... Hit four treys for the fifth time this season at Rice (12/29).

Stringer's Game-by-Game Statistics

2009-10	MIN	FG	3FG	FT	REB	PF/D	A	TO	BLK	STL	PTS
Northwestern State	25	5-10	4-9	7-10	3	4-0	5	6	0	0	21
Nicholls	31	4-13	3-8	3-3	2	0-0	3	0	0	0	14
Tennessee-Martin	32	3-12	1-7	8-9	2	2-0	1	2	0	3	15
Memphis (Tupelo)	31	2-6	1-3	8-11	2	3-0	2	3	0	1	13
Centenary	19	5-7	4-6	2-3	0	1-0	4	1	0	1	16
at South Alabama	30	7-13	4-6	3-4	4	1-0	3	2	1	2	21
Houston	24	1-6	0-4	11-12	3	3-0	3	4	0	3	13
Central Michigan	21	1-6	0-2	6-6	1	3-0	0	6	0	1	8
Coastal Carolina	33	6-15	4-8	0-0	2	3-0	5	2	0	2	16
McNeese State	38	5-12	2-5	3-4	6	3-0	5	4	2	0	15
Wichita St. (Bossier)	32	5-15	2-8	6-8	2	2-0	1	2	0	1	18
North Texas	20	3-4	1-1	0-0	1	4-0	0	1	1	0	7
Southern	32	2-11	2-8	0-0	5	1-0	4	1	0	0	6
at Rice	30	5-12	4-8	5-8	0	5-1	4	2	0	2	19
at Virginia											
at Auburn											
Arkansas											
at Kentucky											
Ole Miss											
at Tennessee											
at Alabama											
South Carolina											
Mississippi State											
at Ole Miss											
at Arkansas											
Alabama											
Florida											
at Miss. State											
Vanderbilt											
at Georgia											
Auburn											
SEC Tournament											

Andre Stringer's Career Stats

YEAR	GP-GS	MIN/AVG	FG-FGA	PCT.	3FG-FGA	PCT.	FT-FTA	PCT.	REB.-AVG	PF-FO	AST	TO	BLK	STL	PTS-AVG.
10-11	14-12	395-28.2	54-142	.380	32-83	.386	62-78	.795	33-2.4	35-1	40	36	4	16	202-14.4
Totals	14-12	395-28.2	54-142	.380	32-83	.386	62-78	.795	33-2.4	35-1	40	36	4	16	202-14.4



Eddie Ludwig

Forward * 6-9 * 215 * Sophomore * 1L * Metairie, La. (Metairie Park Country Day)

13

Top Performances

Points

Season:	8, vs. Memphis, 11/21/10
Career:	9, twice

Rebounds

Season:	8, vs. Memphis, 11/21/10
Career:	8, vs. Memphis, 11/21/10

Field Goals Made

Season:	3, vs. Memphis, 11/21/10
Career:	3, three times

3 PT FG Made

Season:	
Career:	

Free Throws Made

Season:	5, vs. UT-Martin, 11/18/10
Career:	5, twice

Assists

Season:	4, twice
Career:	5, at Arkansas, 2/10/10

Blocks

Season:	
Career:	1, three times

Steals

Season:	3, vs. NW St., 11/12/10
Career:	4, vs. Georgia, 3/6/10

Minutes Played

Season:	32, vs. Memphis, 11/21/10
Career:	32, vs. Memphis, 11/21/10

Top Career Scoring Games

- 9 at Ole Miss, 3/4/10
- 9 vs. Rice, 12/19/08
- 8 vs. Memphis, 11/21/10
- 8 vs. Tennessee (SECT), 3/11/10
- 6 vs. Centenary, 11/24/10
- 6 vs. Connecticut, 11/25/09
- 5 vs. Houston, 11/30/10
- 5 vs. UT-Martin, 11/18/10
- 5 vs. Northwestern State, 12/12/09
- 4 five times

Sophomore Season (2010-11)

His best game of the year, one point off his career high with 32 minutes with eight points against Memphis (11/21) ... Also had career high eight rebounds and career minutes played (32) ... Limited playing time in mid-December recovering from a blow to the head that required stitches.

Ludwig's Game-by-Game Statistics

2010-11	OPONENT	MIN	FG	3FG	FT	REB	PF/D	A	TO	BLK	STL	PTS
	Northwestern State	18	0-0	0-0	4-4	3	5-1	0	2	0	3	4
	Nicholls	22	1-2	0-0	2-2	2	3-0	0	2	0	0	4
	Tennessee-Martin	12	0-0	0-0	5-6	1	2-0	0	0	0	0	5
	Memphis (Tupelo)	32	3-7	0-2	2-2	8	3-0	1	2	0	1	8
	Centenary	24	2-5	0-0	2-3	5	2-0	4	1	0	1	6
	at South Alabama	21	0-0	0-0	4-4	4	1-0	4	4	0	0	4
	Houston	10	2-2	0-0	1-1	3	0-0	0	0	0	2	5
	Central Michigan	8	1-3	0-0	1-2	2	2-0	0	1	0	0	3
	Coastal Carolina	11	0-0	0-0	0-0	1	0-0	0	0	0	1	0
	McNeese State	2	0-0	0-0	0-0	0	0-0	0	0	0	0	0
	Wichita St. (Bossier)	5	0-3	0-0	2-2	3	0-0	0	0	0	0	2
	North Texas	10	0-2	0-0	1-2	1	1-0	0	0	0	0	1
	Southern	9	1-3	0-0	0-1	4	1-0	0	0	0	1	2
	at Rice	13	0-0	0-0	0-0	4	5-1	0	1	0	2	0
	at Virginia											
	at Auburn											
	Arkansas											
	at Kentucky											
	Ole Miss											
	at Tennessee											
	at Alabama											
	South Carolina											
	Mississippi State											
	at Ole Miss											
	at Arkansas											
	Alabama											
	Florida											
	at Miss. State											
	Vanderbilt											
	at Georgia											
	Auburn											
	SEC Tournament											

Eddie Ludwig's Career Stats

YEAR	GP-GS	MIN/AVG	FG-FGA	PCT.	3FG-FGA	PCT.	FT-FTA	PCT.	REB.-AVG	PF-FD	AST	TO	BLK	STL	PTS-AVG.
09-10	30-1	383/12.8	22-64	.344	0-8	.000	26-30	.867	74-2.5	47-0	19	19	3	14	70-2.3
10-11	14-0	197/14.1	10-27	.370	0-2	.000	24-29	.828	41-2.9	25-2	9	13	0	11	44-3.1
Totals	44-1	580-13.2	32-91	.352	0-10	.000	50-59	.847	115-2.6	72-2	28	32	3	25	114-2.6



Jalen Courtney

Forward * 6-8 * 210 * Freshman * HS * Jackson, Miss. (Provine HS)

14

Top Performances

Points

Season: 3, vs. North Texas, 12/22/10
 Career: 3, vs. North Texas, 12/22/10

Rebounds

Season: 3, vs. Centenary, 11/24/10
 Career: 3, vs. Centenary, 11/24/10

Field Goals Made

Season: 1, three times
 Career: 1, three times

3 PT FG Made

Season: 1, vs. North Texas, 12/22/10
 Career: 1, vs. North Texas, 12/22/10

Free Throws Made

Season: 2, vs. Centenary, 11/24/10
 Career: 2, vs. Centenary, 11/24/10

Assists

Season:
 Career:

Blocks

Season:
 Career:

Steals

Season:
 Career:

Minutes Played

Season: 12, vs. Centenary, 11/24/10
 Career: 12, vs. Centenary, 11/24/10

Top Career Scoring Games

- 3 vs. North Texas, 12/22/10
- 2 vs. NW State, 11/12/10
- 2 vs. Centenary, 11/24/10
- 2 vs. Memphis, 11/21/10
- 1 vs. Southern, 12/27/10
- 1 vs. UT-Martin, 11/18/10

Freshman Season (2010-11)

Season best three points vs. North Texas (12/22)

Courtney's Game-by-Game Statistics

2010-11

OPPONENT	MIN	FG	3FG	FT	REB	PF/D	A	TO	BLK	STL	PTS
Northwestern State	3	1-1	0-0	0-0	0	0-0	0	0	0	0	2
Nicholls	DNP										
Tennessee-Martin	4	0-1	0-0	1-2	1	1-0	0	0	0	0	1
Memphis (Tupelo)	5	1-1	0-0	0-0	0	1-0	0	0	0	0	2
Centenary	12	0-1	0-1	2-2	3	1-0	0	0	0	0	2
at South Alabama	1	0-0	0-0	0-0	0	0-0	0	0	0	0	0
Houston	DNP										
Central Michigan	DNP										
Coastal Carolina	1	0-0	0-0	0-0	0	0-0	0	0	0	0	0
McNeese State	DNP										
Wichita St. (Bossier)	2	0-1	0-1	0-0	0	0-0	0	0	0	0	0
North Texas	4	1-2	1-1	0-0	1	0-0	0	0	0	0	3
Southern	5	0-0	0-0	1-2	1	0-0	0	0	0	0	1
at Rice	8	0-1	0-0	0-0	0	2-0	0	1	0	0	0
at Virginia											
at Auburn											
Arkansas											
at Kentucky											
Ole Miss											
at Tennessee											
at Alabama											
South Carolina											
Mississippi State											
at Ole Miss											
at Arkansas											
Alabama											
Florida											
at Miss. State											
Vanderbilt											
at Georgia											
Auburn											
SEC Tournament											

Jalen Courtney's Career Stats

YEAR	GP-GS	MIN/AVG	FG-FGA	PCT.	3FG-FGA	PCT.	FT-FTA	PCT.	REB.-AVG	PF-FD	AST	TO	BLK	STL	PTS-AVG.
10-11	10-0	45-4.5	3-8	.375	1-3	.333	4-6	.667	6-0.6	5-0	0	1	0	0	11-1.1
Totals	10-0	45-4.5	3-8	.375	1-3	.333	4-6	.667	6-0.6	5-0	0	1	0	0	11-1.1



Dennis Harris

Forward • 6-11 * 190 * Sophomore * 1L * Jonesboro, Ga. (Mundy's Mills HS)

15

Top Performances

Points

Season: 2, vs. C. Michigan, 12/11/10
 Career: 12, vs. Alabama, 1/19/10

Rebounds

Season: 3, vs. C. Carolina, 12/13/10
 Career: 8, twice

Field Goals Made

Season: 1, vs. C. Michigan, 12/11/10
 Career: 5, three times

3 PT FG Made

Season:
 Career: 2, vs. Miss. State, 2/20/10

Free Throws Made

Season:
 Career: 3, vs. ULM, 11/13/09

Assists

Season:
 Career: 4, vs. Western Ky, 11/17/09

Blocks

Season: 1, twice
 Career: 2, twice

Steals

Season: 2, vs. C. Michigan, 12/11/10
 Career: 2, twice

Minutes Played

Season: 15, vs. C. Carolina, 12/13/10
 Career: 29, vs. Western Ky., 11/17/09

Top Career Scoring Games

1. 12 vs. Alabama, 1/9/10
2. 10 at Auburn, 2/27/10
2. 10 vs. Mississippi State, 2/20/10
2. 10 at Vanderbilt, 2/13/10
2. 10 vs. Indiana State, 11/16/09
6. 9 vs. Western Kentucky, 11/17/09
6. 9 vs. ULM, 11/13/09
8. 8 at Alabama, 1/27/10
9. 7 vs. McNeese, 1/4/10
10. 6 three times

Sophomore Season (2010-11)

Missed start of season with left ankle sprain (NW St., 11/12) ... Finally made his 2010-11 season debut against Central Michigan (12/11)

Harris' Game-by-Game Statistics

2010-11

OPPONENT	MIN	FG	3FG	FT	REB	PF/D	A	TO	BLK	STL	PTS
Northwestern State	DNP -- injury										
Nicholls	DNP -- injury										
Tennessee-Martin	DNP -- injury										
Memphis (Tupelo)	DNP -- injury										
Centenary	DNP -- injury										
at South Alabama	DNP -- injury										
Houston	DNP -- injury										
Central Michigan	6	1-1	0-0	0-0	0	0-0	0	1	1	2	2
Coastal Carolina	15	0-2	0-0	0-0	3	2-0	0	1	1	0	0
McNeese State	DNP										
Wichita St. (Bossier)	6	0-1	0-0	0-0	2	1-0	0	0	0	0	0
North Texas	1	0-0	0-0	0-0	0	2-0	0	0	0	0	0
Southern	DNP										
at Rice	DNP										
at Virginia											
at Auburn											
Arkansas											
at Kentucky											
Ole Miss											
at Tennessee											
at Alabama											
South Carolina											
Mississippi State											
at Ole Miss											
at Arkansas											
Alabama											
Florida											
at Miss. State											
Vanderbilt											
at Georgia											
Auburn											
SEC Tournament											

Dennis Harris' Career Stats

YEAR	GP-GS	MIN/AVG	FG-FGA	PCT.	3FG-FGA	PCT.	FT-FTA	PCT.	REB.-AVG	PF-FD	AST	TO	BLK	STL	PTS-AVG.
09-10	29-9	415/14.3	56-111	.505	5-16	.313	17-32	.531	91-3.1	64-1	14	19	14	8	134-4.6
10-11	4-0	28-7.0	1-4	.250	0-0	.000	0-0	.000	5-1.3	5-0	0	2	2	2	2-0.5
Totals	33-9	443-13.4	57-115	.496	5-16	.313	17-32	.531	96-2.9	69-1	14	21	16	10	136-4.1



Matt Derenbecker

Forward * 6-7 * 185 * Freshman * HS * Metairie, La. (Metairie Park Country Day)

21

Top Performances

Points

Season: 17, at Rice, 12/29/10
 Career: 17, at Rice, 12/29/10

Rebounds

Season: 6, vs. Nicholls, 11/16/10
 Career: 6, vs. Nicholls, 11/16/10

Field Goals Made

Season: 5, twice
 Career: 5, twice

3 PT FG Made

Season: 3, twice
 Career: 3, twice

Free Throws Made

Season: 4, at Rice, 12/29/10
 Career: 4, at Rice, 12/29/10

Assists

Season: 3, twice
 Career: 3, twice

Blocks

Season: 1, vs. Centenary, 11/24/10
 Career: 1, vs. Centenary, 11/24/10

Steals

Season: 2, vs. North Texas, 12/22/10
 Career: 2, vs. North Texas, 12/22/10

Minutes Played

Season: 25, vs. Nicholls, 11/16/10
 Career: 25, vs. Nicholls, 11/16/10

Top Career Scoring Games

1. 17 at Rice, 12/29/10
2. 14 vs. Nicholls, 11/16/10
3. 9 at S. Alabama, 11/28/10
4. 8 vs. Southern, 12/27/10
5. 6 vs. Centenary, 11/24/10
6. 5 vs. Houston, 11/30/10
7. 4 vs. Wichita State, 12/18/10
8. 3 vs. North Texas, 12/22/10
8. 3 vs. Coastal Carolina, 12/13/10
10. 2 vs. UT-Martin, 11/18/10

Freshman Season (2010-11)

Posted his first LSU points in Nicholls game (11/16) ... Hit all three field goal attempts, including two treys in nine-point effort at South Alabama (11/28) .. Second double figure game and best of season at Rice (12/29) with three treys for second time this season.


Derenbecker's Game-by-Game Statistics

2009-10

OPPONENT	MIN	FG	3FG	FT	REB	PF/D	A	TO	BLK	STL	PTS
Northwestern State	6	0-0	0-0	0-0	0	2-0	0	2	0	0	0
Nicholls	28	5-10	3-7	1-1	6	3-0	0	2	0	0	14
Tennessee-Martin	19	1-3	0-2	0-0	2	1-0	0	1	0	0	2
Memphis (Tupelo)	8	0-3	0-3	0-0	1	1-0	1	0	0	0	0
Centenary	22	3-8	0-4	0-0	0	1-0	1	1	1	0	6
at South Alabama	15	3-3	2-2	1-2	4	2-0	2	0	0	1	9
Houston	11	2-4	1-2	0-0	0	0-0	0	1	0	0	5
Central Michigan	7	0-0	0-0	0-0	0	2-0	1	1	0	0	0
Coastal Carolina	18	1-6	1-2	0-0	1	2-0	3	0	0	0	3
McNeese State	13	0-1	0-1	0-0	1	1-0	1	0	0	0	0
Wichita St. (Bossier)	14	1-5	0-2	2-3	1	2-0	1	0	0	1	4
North Texas	21	1-6	0-2	1-2	0	1-0	2	1	0	2	3
Southern	24	3-7	2-4	0-0	2	2-0	3	0	0	1	8
at Rice	23	5-9	3-6	4-5	3	2-0	0	1	0	0	17
at Virginia											
at Auburn											
Arkansas											
at Kentucky											
Ole Miss											
at Tennessee											
at Alabama											
South Carolina											
Mississippi State											
at Ole Miss											
at Arkansas											
Alabama											
Florida											
at Miss. State											
Vanderbilt											
at Georgia											
Auburn											
SEC Tournament											

Matt Derenbecker's Career Stats

YEAR	GP-GS	MIN/AVG	FG-FGA	PCT.	3FG-FGA	PCT.	FT-FTA	PCT.	REB.-AVG	PF-FO	AST	TO	BLK	STL	PTS-AVG.
10-11	14-0	229-16.4	25-65	.385	12-27	.324	9-13	.692	21-1.5	22-0	15	10	1	5	71-5.1
Totals	14-0	229-16.4	25-65	.385	12-27	.324	9-13	.692	21-1.5	22-0	15	10	1	5	71-5.1



Ralston Turner

Guard * 6-6 * 193 * Freshman * HS * Muscle Shoals, Ala. (Muscle Shoals HS)

22

Top Performances

Points

Season:	23, vs. McNeese, 12/16/10
Career:	23, vs. McNeese, 12/16/10

Rebounds

Season:	7, vs. C. Michigan, 12/11/10
Career:	7, vs. C. Michigan, 12/11/10

Field Goals Made

Season:	6, five times
Career:	6, five times

3 PT FG Made

Season:	5, vs. Wichita St., 12/18/10
Career:	5, vs. Wichita St., 12/18/10

Free Throws Made

Season:	8, vs. McNeese, 12/16/10
Career:	8, vs. McNeese, 12/16/10

Assists

Season:	5, vs. Houston, 11/30/10
Career:	5, vs. Houston, 11/30/10

Blocks

Season:	1, twice
Career:	1, twice

Steals

Season:	2, vs. NW St., 11/12/10
Career:	2, vs. NW St., 11/12/10

Minutes Played

Season:	41, vs. McNeese, 12/16/10
Career:	41, vs. McNeese, 12/16/10

Top Career Scoring Games

- 23 vs. McNeese, 12/16/10
- 21 vs. Wichita State, 12/18/10
- 21 vs. Northwestern State., 11/12/10
- 17 at S. Alabama, 11/28/10
- 15 vs. Southern, 12/27/10
- 15 vs. Coastal Carolina, 12/13/10
- 15 vs. Houston, 11/30/10
- 14 at Rice, 12/29/10
- 11 vs. Memphis, 11/21/10
- 10 vs. UT-Martin, 11/18/10

Freshman Season (2010-11)

Started the opening college game of his career and in 38 minutes scored 21 points, hitting 6-of-12 field goals with three treys against NW State (11/12) ... Third double figure game against Memphis (11/21) ... Season high game for Turner and for the LSU team with 23 in the overtime win vs. McNeese (12/16) ... Hits a team high 5 treys all in the second half in scoring over 20 for the second straight game vs. Wichita (12/18)

Turner's Game-by-Game Statistics

2010-11	MIN	FG	3FG	FT	REB	PF/D	A	TO	BLK	STL	PTS
Northwestern State	38	6-12	3-6	6-9	5	2-0	2	2	0	2	21
Nicholls	30	1-6	0-2	4-4	2	2-0	2	1	0	0	6
Tennessee-Martin	27	4-10	2-5	0-0	1	0-0	0	3	0	1	10
Memphis (Tupelo)	26	3-10	2-5	3-4	2	2-0	1	2	1	0	11
Centenary	21	3-6	2-5	0-0	3	1-0	1	2	0	0	8
at South Alabama	22	5-7	2-4	5-8	1	5-1	0	1	0	1	17
Houston	34	6-10	2-5	1-2	3	0-0	5	6	0	0	15
Central Michigan	38	3-4	3-4	0-2	7	3-0	4	1	0	1	9
Coastal Carolina	35	5-16	1-9	4-4	6	4-0	1	3	0	1	15
McNeese State	41	6-15	3-10	8-10	2	3-0	3	3	0	1	23
Wichita St. (Bossier)	31	6-13	5-9	4-4	2	4-0	0	2	0	0	21
North Texas	33	4-16	1-8	0-0	4	2-0	1	3	0	0	9
Southern	26	6-14	3-9	0-0	2	0-0	1	2	1	1	15
at Rice	30	4-18	4-12	2-5	2	4-0	1	1	0	1	14
at Virginia											
at Auburn											
Arkansas											
at Kentucky											
Ole Miss											
at Tennessee											
at Alabama											
South Carolina											
Mississippi State											
at Ole Miss											
at Arkansas											
Alabama											
Florida											
at Miss. State											
Vanderbilt											
at Georgia											
Auburn											
SEC Tournament											

Ralston Turner's Career Stats

YEAR	GP-GS	MIN/AVG	FG-FGA	PCT.	3FG-FGA	PCT.	FT-FTA	PCT.	REB.-AVG	PF-FD	AST	TO	BLK	STL	PTS-AVG.
10-11	14-14	432-30.9	62-157	.395	33-93	.355	37-52	.712	42-3.0	32-1	22	32	2	9	194-13.9
Totals	14-14	432-30.9	62-157	.395	33-93	.355	37-52	.712	42-3.0	32-1	22	32	2	9	194-13.9



Storm Warren

Forward * 6-7 * 230 * Junior * 2L * Monroe, La. (Richwood HS)

24

Top Performances

Points
 Season: 17, vs. McNeese, 12/16/10
 Career: 21, twice

Rebounds
 Season: 14, vs. Nicholls, 11/16/10
 Career: 16, twice

Field Goals Made
 Season: 8, vs. McNeese, 12/16/10
 Career: 9, twice

3 PT FG Made
 Season:
 Career:

Free Throws Made
 Season: 2, vs. Nicholls, 11/16/10
 Career: 9, twice

Assists
 Season: 3, vs. Southern, 12/27/10
 Career: 4, vs. ULM, 11/13/09

Blocks
 Season: 4, vs. Houston, 11/30/10
 Career: 4, three times

Steals
 Season: 3, three times
 Career: 3, five times

Minutes Played
 Season: 36, vs. Nicholls, 11/16/10
 Career: 39, vs. UL-Lafayette, 12/1/09

Top Career Scoring Games

1. 21 at Utah, 1/2/10
1. 21 vs. Northwestern State, 12/12/09
3. 20 vs. Western Kentucky, 11/17/09
4. 19 at South Carolina, 1/13/10
5. 18 vs. Tennessee (SECT), 3/11/10
5. 18 vs. UL-Lafayette, 12/1/09
7. 17 vs. McNeese, 12/16/10
7. 17 vs. Auburn, 1/20/10
9. 15 vs. UConn, 11/25/09
9. 15 vs. ULM, 11/13/09

Junior Season (2010-11)


Started his 32nd consecutive game in the season opener against NW St. (11/12) 10th career double double against UT-Martin (11/18) and second consecutive game in double figure rebounds ... Had the bucket that forced overtime against McNeese State (12/16)

Warren's Game-by-Game Statistics

2010-11	MIN	FG	3FG	FT	REB	PF/D	A	TO	BLK	STL	PTS
Northwestern State	17	2-2	0-0	0-0	4	4-0	2	2	0	1	4
Nicholls	36	3-7	0-0	2-3	14	2-0	1	2	1	3	8
Tennessee-Martin	27	6-9	0-0	0-0	11	3-0	0	2	2	2	12
Memphis (Tupelo)	14	1-6	0-0	0-0	3	5-1	0	0	0	2	2
Centenary	16	0-6	0-0	1-2	6	1-0	1	1	3	2	1
at South Alabama	17	3-7	0-0	3-4	3	3-0	0	0	1	0	9
Houston	33	6-10	0-0	0-0	11	3-0	0	2	4	3	12
Central Michigan	29	4-7	0-0	0-0	4	2-0	0	1	1	0	8
Coastal Carolina	22	4-6	0-0	0-0	5	3-0	0	3	0	1	8
McNeese State	35	8-12	0-0	1-2	6	2-0	1	2	1	1	17
Wichita St. (Bossier)	13	1-1	0-0	0-0	4	4-0	0	2	0	1	2
North Texas	19	5-11	0-0	0-0	9	2-0	0	1	1	0	10
Southern	27	2-6	0-0	1-1	6	2-0	3	1	1	3	5
at Rice	29	3-8	0-0	1-5	9	4-0	0	2	0	1	7
at Virginia											
at Auburn											
Arkansas											
at Kentucky											
Ole Miss											
at Tennessee											
at Alabama											
South Carolina											
Mississippi State											
at Ole Miss											
at Arkansas											
Alabama											
Florida											
at Miss. State											
Vanderbilt											
at Georgia											
Auburn											
SEC Tournament											

Storm Warren's Career Stats

YEAR	GP-GS	MIN/AVG	FG-FGA	PCT.	3FG-FGA	PCT.	FT-FTA	PCT.	REB.-AVG	PF-FD	AST	TO	BLK	STL	PTS-AVG.
08-09	30-0	224-7.5	21-49	.429	0-0	.000	19-39	.487	53-1.8	32-1	6	9	15	12	61-2.0
09-10	31-31	827-26.7	141-263	.536	0-0	.000	84-123	.683	223-7.2	104-5	13	46	44	33	366-11.8
10-11	14-13	334/23.9	48-98	.490	0-0	.000	9-17	.529	95-6.8	40-1	8	21	15	20	105-7.5
Totals	75-44	1385/18.5	210-410	.512	0-0	.000	112-179	.626	371-4.9	176-7	27	76	74	65	532-7.1



Daron Populist

Guard * 5-10 * 170 * Sophomore * 1L * Slidell, La. (Salmen HS)

25

Top Performances

Points

Season: 6, vs. Centenary, 11/24/10
 Career: 8, vs. Arkansas, 2/24/10

Rebounds

Season: 2, twice
 Career: 2, four times

Field Goals Made

Season: 2, vs. Centenary, 11/24/10
 Career: 2, twice

3 PT FG Made

Season: 2, vs. Centenary, 11/24/10
 Career: 2, twice

Free Throws Made

Season
 Career: 2, vs. Arkansas, 2/24/10

Assists

Season: 2, vs. NW St., 11/12/10
 Career: 2, three times

Blocks

Season:
 Career:

Steals

Season:
 Career: 1, vs. Georgia, 3/6/10

Minutes Played

Season: 13, vs. Centenary, 11/24/10
 Career: 23, twice

Top Career Scoring Games

1. 8 vs. Arkansas, 2/24/10
2. 6 vs. Centenary, 11/24/10
3. 4 at Mississippi State, 1/30/10
4. 3 vs. Georgia, 3/6/10
4. 3 vs. Tennessee, 2/4/10
6. 2 vs. UT-Martin, 11/18/10
6. 2 at Arkansas, 2/10/10

Sophomore Season (2010-11)

Played 13 minutes versus Centenary (11/24), scoring six points, hitting two treys

Populist's Game-by-Game Statistics

2009-10

OPPONENT	MIN	FG	3FG	FT	REB	PF/D	A	TO	BLK	STL	PTS
Northwestern State	3	0-0	0-0	0-0	0	1-0	2	0	0	0	0
Nicholls	7	0-1	0-0	0-0	0	4-0	0	3	0	0	0
Tennessee-Martin	8	1-1	0-0	0-0	2	2-0	1	0	0	0	2
Memphis (Tupelo)	DNP										
Centenary	13	2-5	2-4	0-0	2	1-0	1	0	0	0	6
at South Alabama	4	0-1	0-0	0-0	1	0-0	1	0	0	0	0
Houston	DNP										
Central Michigan	4	0-0	0-0	0-0	0	0-0	1	0	0	0	0
Coastal Carolina	DNP										
McNeese State	DNP										
Wichita St. (Bossier)	DNP										
North Texas	DNP										
Southern	3	0-0	0-0	0-0	0	0-0	0	0	0	0	0
at Rice	3	0-1	0-1	0-0	0	2-0	0	0	0	0	0
at Virginia											
at Auburn											
Arkansas											
at Kentucky											
Ole Miss											
at Tennessee											
at Alabama											
South Carolina											
Mississippi State											
at Ole Miss											
at Arkansas											
Alabama											
Florida											
at Miss. State											
Vanderbilt											
at Georgia											
Auburn											
SEC Tournament											

Daron Populist's Career Stats

YEAR	GP-GS	MIN/AVG	FG-FGA	PCT.	3FG-FGA	PCT.	FT-FTA	PCT.	REB.-AVG	PF-FO	AST	TO	BLK	STL	PTS-AVG.
09-10	16-0	156-9.8	6-21	.286	5-16	.313	3-4	.750	8-0.5	7-0	9	9	0	1	20-1.3
10-11	8-0	45-5.6	3-9	.333	2-5	.400	0-0	.000	5-0.6	10-0	6	3	0	0	8-1.0
Totals	24-0	201-8.4	9-30	.300	7-21	.333	3-4	.750	13-0.5	17-0	15	12	0	1	28-1.2



Aaron Dotson

Guard * 6-4 * 205 * Sophomore * 1 L * Seattle, Wash. (Rainier Beach HS)

45

Top Performances

Points

Season: 17, vs. NW St., 11/12/10
 Career: 17, vs. NW St., 11/12/10

Rebounds

Season: 6, vs. UT-Martin, 11/21/10
 Career: 6, vs. UT-Martin, 11/21/10

Field Goals Made

Season: 5, twice
 Career: 5, twice

3 PT FG Made

Season: 4, at S. Alabama, 11/28/10
 Career: 4, at S. Alabama, 11/28/10

Free Throws Made

Season: 7, vs. NW St., 11/12/10
 Career: 7, vs. NW St., 11/12/10

Assists

Season: 4, three times
 Career: 5, vs. McNeese, 1/4/10

Blocks

Season: 2, vs. Nicholls, 11/16/10
 Career: 2, tjree to,es

Steals

Season: 2, vs. Memphis, 11/21/10
 Career: 2, vs. Memphis, 11/21/10

Minutes Played

Season: 39, at S. Alabama, 11/28/10
 Career: 39, at S. Alabama, 11/28/10

Top Career Scoring Games

1. 17 vs. Northwestern State, 11/12/10
2. 15 at S. Alabama, 11/28/10
3. 13 vs. UT-Martin, 11/18/10
4. 12 vs. Memphis, 11/21/10
5. 11 vs. Washington State, 12/22/09
6. 10 vs. McNeese, 1/4/10
6. 10 vs. Rice, 12/19/09
8. 9 vs. Coastal Carolina, 12/13/10
8. 9 vs. C. Michigan, 12/11/10
9. 8 twice

Sophomore Season (2010-11)

Had a career high of 17 points in the season opener against NW St. (11/12) .. Hit two treys for second straight game against Centenary (11/24), 4-of-last-5 from arc ... In six games has made more threes (8) than last year (7) ... Made four at South Alabama (11/28)

Dotson's Game-by-Game Statistics

2010-11

OPPONENT	MIN	FG	3FG	FT	REB	PF/D	A	TO	BLK	STL	PTS
Northwestern State	27	5-5	0-0	7-8	3	4-0	0	1	1	2	17
Nicholls	21	1-2	0-0	2-2	2	3-0	0	2	0	0	5
Tennessee-Martin	19	4-8	0-1	5-6	6	3-0	2	3	0	0	13
Memphis (Tupelo)	37	3-7	2-2	4-7	4	2-0	4	4	0	2	12
Centenary	20	3-5	2-3	0-0	1	1-0	4	1	0	0	8
at South Alabama	39	5-9	4-5	1-2	3	5-1	4	1	0	0	15
Houston	31	3-6	2-2	0-0	3	3-0	2	0	1	0	8
Central Michigan	34	2-4	0-1	5-6	0	3-0	2	2	0	1	9
Coastal Carolina	37	2-8	1-3	4-6	5	2-0	3	5	1	0	9
McNeese State	31	1-7	0-3	5-5	3	2-0	3	1	1	0	7
Wichita St. (Bossier)	25	1-3	0-0	0-0	2	4-0	2	0	0	0	2
North Texas	25	0-3	0-1	0-2	1	2-0	1	0	0	0	0
Southern	20	1-3	0-0	4-4	4	2-0	3	0	0	1	6
at Rice	18	1-2	0-0	0-1	1	5-1	0	2	0	0	2
at Virginia											
at Auburn											
Arkansas											
at Kentucky											
Ole Miss											
at Tennessee											
at Alabama											
South Carolina											
Mississippi State											
at Ole Miss											
at Arkansas											
Alabama											
Florida											
at Miss. State											
Vanderbilt											
at Georgia											
Auburn											
SEC Tournament											

Aaron Dotson's Career Stats

YEAR	GP-GS	MIN/AVG	FG-FGA	PCT.	3FG-FGA	PCT.	FT-FTA	PCT.	REB.-AVG	PF-FO	AST	TO	BLK	STL	PTS-AVG.
09-10	29-17	539-18.6	32-109	.294	7-46	.152	23-43	.535	48-1.7	61-3	29	33	12	12	93-3.2
10-11	14-14	384-27.4	32-72	.444	11-22	.500	38-51	.745	38-2.7	42-2	31	24	6	6	113-8.1
Totals	43-31	923-21.5	64-181	.354	18-68	.265	61-94	.649	86-2.0	103-5	60	57	18	18	207-4.8

The Last Time LSU ...

ALL GAMES

Scoring

Less Than 50 points	49 -- vs. Tenn. (SECT) (49-59), 3/11/10
50 or more points	68 -- at Rice (68-74), 12/29/10
60 or more points	68 -- at Rice (68-74), 12/29/10
70 or more points	78 -- vs. McNeese (78-66, ot), 12/16/10
80 or more points	80 -- at S. Alabama (80-65), 11/28/10
90 or more points	97 -- at Miss. State (97-94), 2/11/09
100 or more points	104 -- vs. Nicholls State (104-57), 11/21/05

Opponents Scoring

Less than 50 points	41 -- by Southern, (41-62), 12/27/10
50 or more points	74 -- by Rice (74-68), 12/29/10
60 or more points	74 -- by Rice (74-68), 12/29/10
70 or more points	74 -- by Rice (74-68), 12/29/10
80 or more points	87 -- by Kentucky (87-52), 2/10/10
90 or more points	94 -- by Miss. State (94-97), 2/11/09
100 or more points	101 -- by Ohio State (101-113), 1-15-05

Field Goal Percentage

Shot 29 percent or less	29.2 -- at Alabama (14-48), 1/27/10
Shot 30 percent or more	35.5 -- at Rice (22-62), 12/29/10
Shot 40 percent or more	43.9 -- vs. McNeese (25-57), 12/16/10
Shot 50 percent or more	50.0 -- vs. Houston (26-52), 11/30/10
Shot 60 percent or more	60.0 -- vs. NW State (24-40), 11/12/10
Shot 70 percent or more	70.3 -- vs. Centenary (45-64), 1-15-03

Opponents Field Goal Percentage

Shot 29 percent or less	28.3 -- by Centenary (13-46), 11/24/10
Shot 30 percent or more	52.6 -- by Rice (20-38), 12/29/10
Shot 40 percent or more	52.6 -- by Rice (20-38), 12/29/10
Shot 50 percent or more	52.6 -- by Rice (20-38), 12/29/10
Shot 60 percent or more	61.0 -- by Arizona State (25-41), 11/27/09

Three-Point FG Percentage

Shot less than 10 pct	7.1 -- at Xavier (1-14), 12/29/09
Shot 10 percent or more	42.9 -- at Rice (12-28), 12/29/10
Shot 20 percent or more	42.9 -- at Rice (12-28), 12/29/10
Shot 30 percent or more	42.9 -- at Rice (12-28), 12/29/10
Shot 40 percent or more	42.9 -- at Rice (12-28), 12/29/10
Shot 50 percent or more	70.6 -- at S. Alabama (12-17), 11/28/10
Shot 60 percent or more	70.6 -- at S. Alabama (12-17), 11/28/10

Opponents Three-Point FG Percentage

Shot less than 10 pct	7.1 -- by Georgia (1-14), 1/25/06
Shot 10 percent or more	20.0 -- by Rice (2-10), 12/29/10
Shot 20 percent or more	20.0 -- by Rice (2-10), 12/29/10
Shot 30 percent or more	33.3 -- by North Texas (3-9), 12/22/10
Shot 40 percent or more	46.4 -- by Auburn (13-28), 2/27/10
Shot 50 percent or more	52.9 -- by Alabama (9-17), 1/27/10
Shot 60 percent or more	60.0 -- by McNeese State (9-15), 12/22/08

Free Throw Percentage

Shot less than 50 pct	46.7 -- at Ole Miss (7-15), 1/12/08
Shot 50 percent or more	50.0 -- at Rice (12-24), 12/29/10
Shot 60 percent or more	64.3 -- vs. Southern (9-14), 12/27/10
Shot 70 percent or more	74.2 -- vs. Wichita State (23-31), 12/18/10
Shot 80 percent or more	90.0 -- vs. Georgia (9-10), 3/6/10
Shot 90 percent or more	90.0 -- vs. Georgia (9-10), 3/6/10
Shot 100 percent	100.0 -- vs. Grambling State (4-4), 12/13/08

Rebounds

Less than 29 rebounds	29 -- at Arkansas, 2/10/10
Had 30 or more rebounds	31 -- at Rice, 12/29/10
Had 40 or more rebounds	45 -- vs. Southern, 12/27/10
Had 50 or more rebounds	52 -- vs. UT-Martin, 11/18/10
Had 60 or more rebounds	60 -- vs. Troy State, 12-22-98

Opponent Rebounds

Less than 20 rebounds	17 -- vs. Nicholls State, 12/17/08
Had 20 or more rebounds	39 -- by Rice, 12/29/10
Had 30 or more rebounds	39 -- by Rice, 12/29/10
Had 40 or more rebounds	41 -- by North Texas, 12/22/10
Had 50 or more rebounds	53 -- by Kentucky, 2/6/10

Assists

Less than 5 assists	4 -- vs. Alabama, 1-27-10
5 assists or more	14 -- at Rice, 12/29/10
10 assists or more	14 -- at Rice, 12/29/10
15 assists or more	16 -- vs. Southern, 12/27/10
20 assists or more	22 -- vs. McNeese, 1/4/10
25 assists or more	26 -- vs. Troy, 11/30/08
30 or more assists	33 -- vs. Georgia State, 12-28-94

Opponent Assists

Less than 5 assists	2 -- by Southern, 12/27/10
5 assists or more	7 -- by Rice, 12/29/10
10 assists or more	10 -- by Rice, 12/29/10
15 assists or more	17 -- by Ole Miss, 3/4/10
20 assists or more	21 -- by Vanderbilt, 1/19/08
25 assists or more	28 -- by Fresno State, 11/26/99
30 assists or more	33 -- by Kentucky, 1-16-96

Blocks

0 blocks	0 -- at Rice, 12/29/10
1 or more blocks	7 -- vs. Southern, 12/27/10
5 or more blocks	7 -- vs. Southern, 12/27/10
10 or more blocks	11 -- vs. Ole Miss, 2/14/09
15 or more blocks	16 -- vs. Alcorn State, 11/20/08

Opponent Blocks

0 blocks	0 -- by Western Kentucky, 11/17/09
1 or more blocks	3 -- by Rice, 12/29/10
5 or more blocks	6 -- by McNeese, 12/16/10
10 or more blocks	11 -- by UConn, 1/6/07

Steals

0 steals	0 -- vs. Georgia Tech, 3-17-90
1 or more steals	9 -- at Rice, 12/29/10
5 or more steals	9 -- at Rice, 12/29/10
10 or more steals	10 -- vs. Houston, 11/30/10
15 or more steals	22 -- vs. Arkansas, 2-17-01

Opponent Steals

0 steals	0 -- by Washington State, 12/27/08
1 or more steals	5 -- by Rice, 12/29/10
5 or more steals	5 -- by Rice, 12/29/10
10 or more steals	11 -- by McNeese, 12/16/10
15 or more steals	16 -- by Miami (Fla.), 12-27-01

The Last Time An LSU Player...

ALL GAMES

Scored 20 or more points	21	Ralston Turner, vs. Wichita State, 12/18/10
Scored 25 or more points.....	26	Bo Spencer, at Auburn, 2/27/10
Scored 30 or more points	38	Tasmin Mitchell, vs. Auburn, 1/20/10
Scored 35 or more points.....	38	Tasmin Mitchell, vs. Auburn, 1/20/10
Scored 40 or more points	41	Tasmin Mitchell, at Miss State, 2/11/09
Scored 45 or more points	46	Chris Jackson, vs. Vanderbilt, 2-18-90
Scored 50 or more points	51	Chris Jackson, vs. Texas, 1-2-90
Scored 55 or more points	55	Chris Jackson, vs. Ole Miss, 3-4-89
Scored 60 or more	64	Pete Maravich, vs. Kentucky, 2-21-70
Scored double figures in 5 straight games.....	7	Andre Stringer, 11/12/10 to 11/28/10
Scored double figures in 10 straight games	15	Tasmin Mitchell, 11/27/09 to 1/23/10
Scored double figures in 15 straight games	15	Tasmin Mitchell, 11/27/09 to 1/23/10
Scored double figures in 20 straight games.....	48	Glen Davis, 3/5/05 to 12/17/06
Scored double figures in 25 straight games.....	48	Glen Davis, 3/5/05 to 12/17/06
Scored double figures in 30 straight games.....	48	Glen Davis, 3/5/05 to 12/17/06
Scored double figures in 35 straight games.....	48	Glen Davis, 3/5/05 to 12/17/06
Scored double figures in 40 straight games	48	Glen Davis, 3/5/05 to 12/17/06
Scored double figures in 45 or more straight game	48	Glen Davis, 3/5/05 to 12/17/06
Scored 20 points or more in 2 straight games	2	Ralston Turner, 23 vs. McNeese (12/16/10); 21 vs. Wichita St. (12/18/10)
Scored 20 points or more in 3 straight games	3	Bo Spencer, 22 vs. Rice (12/19/09); 23 vs. Washington State (12/22/09); 20 at Xavier (12/29/09)
Scored 20 points or more in 4 straight games	4	Tasmin Mitchell, 26 vs. Louisiana-Lafayette (12/1/09); 24 vs. Northwestern State (12/12/09); 24 vs. Southeastern Louisiana (12/14/09); 27 vs. Nicholls State (12/17/09)
Scored 20 points or more in 5 straight games	6	Marcus Thornton, 25 at Ole Miss (1/12/08); 27 vs. Auburn (1/16/08); 27 at Vandy (1/19/08); 20 vs. Arkansas (1/26/08); 38 at Auburn (1/30/08); 22 vs. Alabama (2/2/08)
Scored 30 points or more in consecutive games.....	2	Marcus Thornton, 31 vs. Miss. State (1/21/09); 30 vs. Xavier (1/24/09)
Made 10-14 field goals in a game	10	Tasmin Mitchell, at Miss. State, 1/30/10
Made 15 or more field goals in a game.....	15	Tasmin Mitchell, vs. Auburn, 1/20/10
Attempted 15-19 field goals in a game	18	Ralston Turner, vs. Rice, 12/29/10
Attempted 20-24 field goals in a game	21	Tasmin Mitchell, vs. Georgia, 3/6/10
Attempted 25-29 field goals in a game	27	Marcus Thornton, at Miss. State, 3/8/08
Attempted 30 or more field goals in a game	34	Ronnie Henderson, vs. Oklahoma State, 12-20-94
Made 5 three pointers in a game	5	Ralston Turner, vs. Wichita State, 12/18/10
Made 6-9 three pointers in a game.....	6	Marcus Thornton, vs. Florida, 2/24/09
Made 10 or more three pointers in a game.....	10	Chris Jackson, vs. Tennessee, 2-10-90
Attempted 7 three pointers in a game.....	8	Andre Stringer, at Rice, 12/29/10
Attempted 8-10 three pointers in a game	12	Ralston Turner, at Rice, 12/29/10
Attempted 11 or more three pointers in a game	8	Andre Stringer, at Rice, 12/29/10
	12	Ralston Turner, at Rice, 12/29/10
	12	Ralston Turner, at Rice, 12/29/10

The Last Time An LSU Player...

ALL GAMES

Had 10 or more rebounds	11 Malcolm White, vs. Southern, 12/27/10
Had 15 or more rebound	15 Malcolm White, vs. UT-Martin, 11/18/10
Had 20 or more rebounds	21 Jaime Lloreda, vs. McNeese State, 11-24-03
Had 10 or more rebounds in 2 straight games	2 Storm Warren, 14 vs. Nicholls, 11/16/10; 11 vs. UT-Martin, 11/18/10
Had 10 or more rebounds in 3 straight games	3 Tasmin Mitchell, 10 at Alabama, 1/27/10; 10 at Miss. State, 1/30/10; 17 vs. Tennessee, 2/4/10
.....	
Had 10 or more rebounds in 4 straight games	4 Tasmin Mitchell, 11 vs. Ole Miss, 1/23/10; 10 at Alabama, 1/27/10; 10 at Miss. State, 1/30/10; 17 vs. Tennessee, 2/4/10
.....	
Had 10 or more rebounds in 5 straight games	5 Tasmin Mitchell, 10 vs. Auburn, 1/20/10; 11 vs. Ole Miss, 1/23/10; 10 at Alabama, 1/27/10; 10 at Miss. State, 1/30/10; 17 vs. Tennessee, 2/4/10
.....	
Had 10 or more rebounds in 6 or more games.....	8 Glen Davis, 11 at Alabama, 2/4/06; 16 vs. Arkansas, 2/8/06; 15 at Florida, 2/11/06; 13 vs. Miss. State, 2/15/06; 11 at Auburn, 2/18/06; 11 at Vandy, 2/22/06; 15 vs. Kentucky, 2/25/06; 10 at S. Carolina, 2/28/06
.....	
.....	
Had 9 offensive rebounds in a game.....	9 Malcolm White, vs. UT-Martin, 11/18/10
Had 10 defensive rebounds in a game.....	12 Storm Warren, vs. Nicholls, 11/16/10
.....	
Had 5 or more assists.....	8 Chris Bass, at Rice, 12/29/10
Had 8 or more assists.....	8 Chris Bass, at Rice, 12/29/10
Had 10 or more assists	12 Torris Bright, vs. McNeese State, 12-7-02
Had 15 or more assists	18 Randy Livingston, vs. George Mason, 12-3-94
.....	
Had 3 or more blocks in a game	3 Malcolm White, vs. Southern, 12/27/10
Had 5 or more blocks in a game	6 Chris Johnson, at Arkansas, 2/18/09
Had 8 or more blocks in a game	9 Tyrus Thomas, vs. Tennessee, 1/14/06
Had 10 or more blocks in a game.....	11 Stromile Swift, vs. Alabama, 2-10-99
.....	
Had 3 or more steals in a game.....	3 Storm Warren, vs. Southern, 12/27/10
Had 5 or more steals in a game.....	5 Chris Bass, vs. Northwestern St., 11/12/10
Had 8 or more steals in a game	8 Clarence Ceasar, vs. Auburn, 1-8-94
Had 10 or more steals in a game	10 Shawn Griggs, vs. Tennessee, 2-23-91
.....	
Had a double-double	Malcolm White, vs. Southern, 16 pts-11 reb., 12/27/10
Had a double-double in 2 straight games	Tasmin Mitchell, at Miss. State, 26 pts-10 reb., 1/30/10; vs. Tennessee, 13 pts-17 reb., 2/4/10
.....	
Had a double-double in 3 or more straight games.....	3 Storm Warren, vs. Northwestern State, 21 pts-16 reb., 12/12/09; vs. Southeastern La. 14 pts-12 reb, 12/14/09; vs. Nicholls St., 13 pts-11 reb., vs. 12/17/09
.....	
Had a double-double in 4 or more straight games	4 Storm Warren, vs. UL-Lafayette, 18 pts-16 reb., 12/1/09; vs. Northwestern State, 21 pts-16 reb., 12/1/09; vs. Southeastern La. 14 pts-12 reb., 12/14/09; vs. Nicholls State, 13 pts-11 reb., 12/17/09
.....	
.....	
Had a triple-double	Shaquille O'Neal, 26 pts-13 reb-11 blks, vs. BYU, 3-19-92
.....	
Played 40 minutes in a game.....	40 Malcom White, vs. McNeese, 12/16/10
.....	41 Ralston Turner, vs. McNeese, 12/16/10
Played 41 or more in a game	41 Ralston Turner, vs. McNeese, 12/16/10
Played 50 or more minutes in a game	54 Maurice Carter, vs. Alabama, 2-10-99

THE STAT CREW SYSTEM
LSU Combined Team Statistics (as of Dec 30, 2010)
All games

RECORD:	OVERALL	HOME	AWAY	NEUTRAL
ALL GAMES	8-6	7-3	1-1	0-2
CONFERENCE	0-0	0-0	0-0	0-0
NON-CONFERENCE	8-6	7-3	1-1	0-2

##	Player	gp-gs	min	avg	Total		3-Point		F-Throw		Rebounds				pf	dq	a	to	blk	stl	pts	avg								
					fg-fga	fg%	3fg-fga	3fg%	ft-fta	ft%	off	def	tot	avg																
10	STRINGER, Andre	14-12	395	28.2	54-142	.380	32-83	.386	62-78	.795	5	28	33	2.4	35	1	40	36	4	16	202	14.4								
22	TURNER, Ralston	14-14	432	30.9	62-157	.395	33-93	.355	37-52	.712	9	33	42	3.0	32	1	22	32	2	9	194	13.9								
05	WHITE, Malcolm	14-13	339	24.2	46-89	.517	0-0	.000	29-53	.547	33	44	77	5.5	39	2	3	20	19	4	121	8.6								
45	DOTSON, Aaron	14-14	384	27.4	32-72	.444	11-22	.500	38-51	.745	12	26	38	2.7	42	2	31	24	6	6	113	8.1								
24	WARREN, Storm	14-13	334	23.9	48-98	.490	0-0	.000	9-17	.529	36	59	95	6.8	40	1	8	21	15	20	105	7.5								
21	DERENBECKER, Matt	14-0	229	16.4	25-65	.385	12-37	.324	9-13	.692	4	17	21	1.5	22	0	15	10	1	5	71	5.1								
03	GREEN, Garrett	14-2	191	13.6	28-68	.412	2-4	.500	13-28	.464	23	48	71	5.1	31	1	3	13	6	10	71	5.1								
13	LUDWIG, Eddie	14-0	197	14.1	10-27	.370	0-2	.000	24-29	.828	16	25	41	2.9	25	2	9	13	0	11	44	3.1								
04	BASS, Chris	14-2	231	16.5	11-24	.458	1-1	1.000	6-15	.400	4	25	29	2.1	12	0	39	21	1	12	29	2.1								
14	COURTNEY, Jalen	10-0	45	4.5	3-8	.375	1-3	.333	4-6	.667	2	4	6	0.6	5	0	0	1	0	0	11	1.1								
25	POPULIST, Daron	8-0	45	5.6	3-9	.333	2-5	.400	0-0	.000	0	5	5	0.6	10	0	6	3	0	0	8	1.0								
15	HARRIS, Dennis	4-0	28	7.0	1-4	.250	0-0	.000	0-0	.000	1	4	5	1.3	5	0	0	2	2	2	2	0.5								
Team											33	26	59												6					
Total.....		14	2850	323-763		.423	94-250	.376	231-342	.675	178	344	522	37.3	298	10	176	202	56	95	971	69.4								
Opponents.....		14	2850	300-765		.392	65-222	.293	218-324	.673	179	315	494	35.3	289	5	92	199	52	109	883	63.1								

TEAM STATISTICS	LSU	OPP	Date	Opponent	Score	Att.
SCORING	971	883	11/12/10	NORTHWESTERN STATE	w 87-78	7842
Points per game	69.4	63.1	11/16/10	NICHOLLS STATE	L 53-62	6913
Scoring margin	+6.3	-	11/18/10	TENNESSEE-MARTIN	w 79-56	6607
FIELD GOALS-ATT	323-763	300-765	11/21/10	vs Memphis	L 61-70	7941
Field goal pct	.423	.392	11/24/10	CENTENARY	w 78-36	6742
3 POINT FG-ATT	94-250	65-222	11/28/10	at South Alabama	w 80-65	3653
3-point FG pct	.376	.293	11/30/10	HOUSTON	w 73-57	6688
3-pt FG made per game	6.7	4.6	12/11/10	CENTRAL MICHIGAN	w 59-55	6898
FREE THROWS-ATT	231-342	218-324	12/13/10	COASTAL CAROLINA	Lot 69-78	6425
Free throw pct	.675	.673	12/16/10	MCNEESE STATE	Wot 78-66	6445
F-Throws made per game	16.5	15.6	12/18/10	vs Wichita State	L 69-70	2165
REBOUNDS	522	494	12/22/10	NORTH TEXAS	L 55-75	7017
Rebounds per game	37.3	35.3	12/27/10	SOUTHERN	w 62-41	6739
Rebounding margin	+2.0	-	12/29/10	at Rice	L 68-74	3358
ASSISTS	176	92				
Assists per game	12.6	6.6	* - Conference game			
TURNOVERS	202	199				
Turnovers per game	14.4	14.2				
Turnover margin	-0.2	-				
Assist/turnover ratio	0.9	0.5				
STEALS	95	109				
Steals per game	6.8	7.8				
BLOCKS	56	52				
Blocks per game	4.0	3.7				
ATTENDANCE	68316	17117				
Home games-Avg/Game	10-6832	2-3506				
Neutral site-Avg/Game	-	2-5053				

Score by Periods	1st	2nd	OT	Totals
LSU	453	495	23	971
Opponents	387	476	20	883

THE STAT CREW SYSTEM
LSU Category Leaders (as of Dec 30, 2010)
All games

Points	G	Pts	Pts/G	Scoring Average	G	Pts	Avg/G
STRINGER, Andre	14	202	14.4	STRINGER, Andre	14	202	14.4
TURNER, Ralston	14	194	13.9	TURNER, Ralston	14	194	13.9
WHITE, Malcolm	14	121	8.6	WHITE, Malcolm	14	121	8.6
DOTSON, Aaron	14	113	8.1	DOTSON, Aaron	14	113	8.1
WARREN, Storm	14	105	7.5	WARREN, Storm	14	105	7.5
DERENBECKER, Matt	14	71	5.1	DERENBECKER, Matt	14	71	5.1
GREEN, Garrett	14	71	5.1	GREEN, Garrett	14	71	5.1
LUDWIG, Eddie	14	44	3.1	LUDWIG, Eddie	14	44	3.1
BASS, Chris	14	29	2.1	BASS, Chris	14	29	2.1
COURTNEY, Jalen	10	11	1.1	COURTNEY, Jalen	10	11	1.1
POPULIST, Daron	8	8	1.0	POPULIST, Daron	8	8	1.0
HARRIS, Dennis	4	2	0.5	HARRIS, Dennis	4	2	0.5

FG Percentage	FG	Att	Pct	Field Goal Attempts	G	Att	Att/G
WHITE, Malcolm	46	89	.517	TURNER, Ralston	14	157	11.2
WARREN, Storm	48	98	.490	STRINGER, Andre	14	142	10.1
BASS, Chris	11	24	.458	WARREN, Storm	14	98	7.0
DOTSON, Aaron	32	72	.444	WHITE, Malcolm	14	89	6.4
GREEN, Garrett	28	68	.412	DOTSON, Aaron	14	72	5.1
TURNER, Ralston	62	157	.395				
DERENBECKER, Matt	25	65	.385	Field Goals Made	G	Made	Made/G
STRINGER, Andre	54	142	.380	TURNER, Ralston	14	62	4.4
COURTNEY, Jalen	3	8	.375	STRINGER, Andre	14	54	3.9
LUDWIG, Eddie	10	27	.370	WARREN, Storm	14	48	3.4
POPULIST, Daron	3	9	.333	WHITE, Malcolm	14	46	3.3
HARRIS, Dennis	1	4	.250	DOTSON, Aaron	14	32	2.3

3-Point Percentage	3FG	Att	Pct	3-Point FG Attempts	G	Att	Att/G
BASS, Chris	1	1	1.000	TURNER, Ralston	14	93	6.6
GREEN, Garrett	2	4	.500	STRINGER, Andre	14	83	5.9
DOTSON, Aaron	11	22	.500	DERENBECKER, Matt	14	37	2.6
POPULIST, Daron	2	5	.400	DOTSON, Aaron	14	22	1.6
STRINGER, Andre	32	83	.386	POPULIST, Daron	8	5	0.6
TURNER, Ralston	33	93	.355				
COURTNEY, Jalen	1	3	.333	3-Point FG Made	G	Made	Made/G
DERENBECKER, Matt	12	37	.324	TURNER, Ralston	14	33	2.4
LUDWIG, Eddie	0	2	.000	STRINGER, Andre	14	32	2.3
				DERENBECKER, Matt	14	12	0.9
				DOTSON, Aaron	14	11	0.8
				POPULIST, Daron	8	2	0.3
				GREEN, Garrett	14	2	0.1

Free Throw Percent	FG	Att	Pct	Free Throw Attempts	G	Att	Att/G
LUDWIG, Eddie	24	29	.828	STRINGER, Andre	14	78	5.6
STRINGER, Andre	62	78	.795	WHITE, Malcolm	14	53	3.8
DOTSON, Aaron	38	51	.745	TURNER, Ralston	14	52	3.7
TURNER, Ralston	37	52	.712	DOTSON, Aaron	14	51	3.6
DERENBECKER, Matt	9	13	.692	LUDWIG, Eddie	14	29	2.1
COURTNEY, Jalen	4	6	.667				
WHITE, Malcolm	29	53	.547	Free Throws Made	G	Made	Made/G
WARREN, Storm	9	17	.529	STRINGER, Andre	14	62	4.4
GREEN, Garrett	13	28	.464	DOTSON, Aaron	14	38	2.7
BASS, Chris	6	15	.400	TURNER, Ralston	14	37	2.6
				WHITE, Malcolm	14	29	2.1
				LUDWIG, Eddie	14	24	1.7

THE STAT CREW SYSTEM
LSU Category Leaders (as of Dec 30, 2010)
All games

<u>Rebounds</u>	<u>G</u>	<u>Reb</u>	<u>Reb/G</u>	<u>Assists</u>	<u>G</u>	<u>No.</u>	<u>Ast/G</u>
WARREN, Storm	14	95	6.8	STRINGER, Andre	14	40	2.9
WHITE, Malcolm	14	77	5.5	BASS, Chris	14	39	2.8
GREEN, Garrett	14	71	5.1	DOTSON, Aaron	14	31	2.2
TURNER, Ralston	14	42	3.0	TURNER, Ralston	14	22	1.6
LUDWIG, Eddie	14	41	2.9	DERENBECKER, Matt	14	15	1.1

<u>Rebound Average</u>	<u>G</u>	<u>Reb</u>	<u>Avg/G</u>	<u>Steals</u>	<u>G</u>	<u>No.</u>	<u>Stl/G</u>
WARREN, Storm	14	95	6.8	WARREN, Storm	14	20	1.4
WHITE, Malcolm	14	77	5.5	STRINGER, Andre	14	16	1.1
GREEN, Garrett	14	71	5.1	BASS, Chris	14	12	0.9
TURNER, Ralston	14	42	3.0	LUDWIG, Eddie	14	11	0.8
LUDWIG, Eddie	14	41	2.9	GREEN, Garrett	14	10	0.7

<u>Offensive Rebounds</u>	<u>G</u>	<u>No.</u>	<u>Avg/G</u>	<u>Blocked Shots</u>	<u>G</u>	<u>No.</u>	<u>Blk/G</u>
WARREN, Storm	14	36	2.6	WHITE, Malcolm	14	19	1.4
WHITE, Malcolm	14	33	2.4	WARREN, Storm	14	15	1.1
GREEN, Garrett	14	23	1.6	GREEN, Garrett	14	6	0.4
LUDWIG, Eddie	14	16	1.1	DOTSON, Aaron	14	6	0.4
DOTSON, Aaron	14	12	0.9	STRINGER, Andre	14	4	0.3

<u>Defensive Rebounds</u>	<u>G</u>	<u>No.</u>	<u>Avg/G</u>	<u>Minutes</u>	<u>G</u>	<u>No.</u>	<u>Min/G</u>
WARREN, Storm	14	59	4.2	TURNER, Ralston	14	432	30.9
GREEN, Garrett	14	48	3.4	STRINGER, Andre	14	395	28.2
WHITE, Malcolm	14	44	3.1	DOTSON, Aaron	14	384	27.4
TURNER, Ralston	14	33	2.4	WHITE, Malcolm	14	339	24.2
STRINGER, Andre	14	28	2.0	WARREN, Storm	14	334	23.9

<u>Fouls</u>	<u>G</u>	<u>No.</u>	<u>Per/G</u>	<u>Turnovers</u>	<u>G</u>	<u>No.</u>	<u>TO/G</u>
DOTSON, Aaron	14	42	3.0	STRINGER, Andre	14	36	2.6
WARREN, Storm	14	40	2.9	TURNER, Ralston	14	32	2.3
WHITE, Malcolm	14	39	2.8	DOTSON, Aaron	14	24	1.7
STRINGER, Andre	14	35	2.5	WARREN, Storm	14	21	1.5
TURNER, Ralston	14	32	2.3	BASS, Chris	14	21	1.5

<u>Foulouts</u>	<u>G</u>	<u>No.</u>
DOTSON, Aaron	14	2
LUDWIG, Eddie	14	2
WHITE, Malcolm	14	2
STRINGER, Andre	14	1
TURNER, Ralston	14	1
WARREN, Storm	14	1
GREEN, Garrett	14	1

THE STAT CREW SYSTEM
 LSU Team Game-by-Game (as of Dec 30, 2010)
 All games

TEAM STATISTICS

Opponent	Date	Score		Total		3-Pointers		Free throws		Rebounds				pf	a	t/o	blk	stl	pts	avg
				fg-fga	pct	3fg-fga	pct	ft-fta	pct	off	def	tot	avg							
NORTHWESTERN STATE	11/12/10	87-78	W	24-40	.600	7-15	.467	32-46	.696	9	24	33	33.0	30	13	25	4	13	87	87.0
NICHOLLS STATE	11/16/10	53-62	L	16-43	.372	6-18	.333	15-21	.714	7	30	37	35.0	22	8	18	4	3	53	70.0
TENNESSEE-MARTIN	11/18/10	79-56	W	27-62	.435	3-15	.200	22-29	.759	22	30	52	40.7	20	11	15	5	7	79	73.0
vs Memphis	11/21/10	61-70	L	18-52	.346	5-15	.333	20-29	.690	9	26	35	39.2	27	13	13	4	7	61	70.0
CENTENARY	11/24/10	78-36	W	29-61	.475	10-24	.417	10-17	.588	17	26	43	40.0	12	17	9	4	7	78	71.6
at South Alabama	11/28/10	80-65	W	25-47	.532	12-17	.706	18-28	.643	9	29	38	39.7	24	14	14	3	5	80	73.0
HOUSTON	11/30/10	73-57	W	26-52	.500	5-14	.357	16-21	.762	14	21	35	39.0	16	14	17	5	10	73	73.0
CENTRAL MICHIGAN	12/11/10	59-55	W	20-42	.476	3-7	.429	16-22	.727	7	23	30	37.9	17	12	17	4	8	59	71.2
COASTAL CAROLINA	12/13/10	69-78	Lot	26-64	.406	7-22	.318	10-17	.588	14	21	35	37.6	23	13	16	4	5	69	71.0
MCNEESE STATE	12/16/10	78-66	Wot	25-57	.439	6-20	.300	22-31	.710	14	26	40	37.8	16	16	13	7	3	78	71.7
vs Wichita State	12/18/10	69-70	L	19-56	.339	8-21	.381	23-31	.742	14	22	36	37.6	22	6	11	2	6	69	71.5
NORTH TEXAS	12/22/10	55-75	L	23-63	.365	3-13	.231	6-12	.500	14	18	32	37.2	19	9	12	4	4	55	70.1
SOUTHERN	12/27/10	62-41	W	23-62	.371	7-21	.333	9-14	.643	13	32	45	37.8	13	16	11	6	8	62	69.5
at Rice	12/29/10	68-74	L	22-62	.355	12-28	.429	12-24	.500	15	16	31	37.3	37	14	11	0	9	68	69.4
LSU		971		323-763	.423	94-250	.376	231-342	.675	178	344	522	37.3	298	176	202	56	95	971	69.4
Opponents		883		300-765	.392	65-222	.293	218-324	.673	179	315	494	35.3	289	92	199	52	109	883	63.1

Games played: 14
 Points/game: 69.4
 FG Pct: 42.3
 3FG Pct: 37.6
 FT Pct: 67.5

Rebounds/game: 37.3
 Assists/game: 12.6
 Turnovers/game: 14.4
 Assist/turnover ratio: 0.9
 Steals/game: 6.8
 Blocks/game: 4.0

THE STAT CREW SYSTEM
LSU Opponent Game-by-Game (as of Dec 30, 2010)
All games

OPPONENT STATISTICS

Opponent	Date	Score		Total		3-Pointers		Free throws		Rebounds				pf	a	t/o	blk	stl	pts	avg
				fg-fga	pct	3fg-fga	pct	ft-fta	pct	off	def	tot	avg							
NORTHWESTERN STATE	11/12/10	87-78	W	29-70	.414	7-26	.269	13-27	.481	24	12	36	36.0	32	8	17	3	14	78	78.0
NICHOLLS STATE	11/16/10	53-62	L	19-53	.358	6-19	.316	18-27	.667	10	23	33	34.5	19	7	8	2	12	62	70.0
TENNESSEE-MARTIN	11/18/10	79-56	W	19-60	.317	4-18	.222	14-22	.636	16	16	32	33.7	23	4	14	2	8	56	65.3
vs Memphis	11/21/10	61-70	L	23-49	.469	7-19	.368	17-28	.607	6	27	33	33.5	27	9	16	5	7	70	66.5
CENTENARY	11/24/10	78-36	W	13-46	.283	4-15	.267	6-10	.600	7	19	26	32.0	16	7	15	4	5	36	60.4
at South Alabama	11/28/10	80-65	W	18-54	.333	6-16	.375	23-31	.742	12	17	29	31.5	24	10	9	7	4	65	61.2
HOUSTON	11/30/10	73-57	W	23-58	.397	6-16	.375	5-12	.417	18	14	32	31.6	20	6	19	3	6	57	60.6
CENTRAL MICHIGAN	12/11/10	59-55	W	17-48	.354	3-10	.300	18-23	.783	11	18	29	31.3	18	2	16	2	9	55	59.9
COASTAL CAROLINA	12/13/10	69-78	Lot	27-60	.450	5-14	.357	19-26	.731	16	29	45	32.8	18	7	16	5	8	78	61.9
MCNEESE STATE	12/16/10	78-66	Wot	25-65	.385	6-23	.261	10-15	.667	16	23	39	33.4	20	9	12	6	11	66	62.3
vs Wichita State	12/18/10	69-70	L	21-52	.404	5-17	.294	23-30	.767	15	26	41	34.1	24	4	15	3	4	70	63.0
NORTH TEXAS	12/22/10	55-75	L	29-56	.518	3-9	.333	14-15	.933	10	31	41	34.7	14	7	13	3	8	75	64.0
SOUTHERN	12/27/10	62-41	W	17-56	.304	1-10	.100	6-11	.545	10	29	39	35.0	14	2	15	4	8	41	62.2
at Rice	12/29/10	68-74	L	20-38	.526	2-10	.200	32-47	.681	8	31	39	35.3	20	10	14	3	5	74	63.1
Opponents		883		300-765	.392	65-222	.293	218-324	.673	179	315	494	35.3	289	92	199	52	109	883	63.1
LSU		971		323-763	.423	94-250	.376	231-342	.675	178	344	522	37.3	298	176	202	56	95	971	69.4

Games played: 14
Points/game: 63.1
FG Pct: 39.2
3FG Pct: 29.3
FT Pct: 67.3

Rebounds/game: 35.3
Assists/game: 6.6
Turnovers/game: 14.2
Assist/turnover ratio: 0.5
Steals/game: 7.8
Blocks/game: 3.7

THE STAT CREW SYSTEM
LSU Points-Rebounds-Assists (as of Dec 30, 2010)
All games

Opponent	Date	Score		03	04	05	10	13	14	15
				GREEN,GARR	BASS,CHRIS	WHITE,MALC	STRINGER,A	LUDWIG,EDD	COURTNEY,J	HARRIS,DEN
NORTHWESTERN STATE	11/12/10	87-78	w	2-6-0	4-2-2	12-4-0	21-3-5	4-3-0	2-0-0	DNP
NICHOLLS STATE	11/16/10	53-62	L	0-4-1	0-2-0	2-2-0	14-2-3	4-2-0	DNP	DNP
TENNESSEE-MARTIN	11/18/10	79-56	w	3-3-0	4-3-5	12-15-2	15-2-1	5-1-0	1-1-0	DNP
vs Memphis	11/21/10	61-70	L	8-4-0	0-2-4	5-4-0	13-2-2	8-8-1	2-0-0	DNP
CENTENARY	11/24/10	78-36	w	8-9-0	3-5-1	14-7-0	16-0-4	6-5-4	2-3-0	DNP
at South Alabama	11/28/10	80-65	w	0-5-0	1-2-0	4-4-0	21-4-3	4-4-4	0-0-0	DNP
HOUSTON	11/30/10	73-57	w	4-5-0	2-1-4	9-2-0	13-3-3	5-3-0	DNP	DNP
CENTRAL MICHIGAN	12/11/10	59-55	w	2-3-0	6-4-4	12-4-0	8-1-0	3-2-0	DNP	2-0-0
COASTAL CAROLINA	12/13/10	69-78	L	9-4-0	4-0-1	5-3-0	16-2-5	0-1-0	0-0-0	0-3-0
MCNEESE STATE	12/16/10	78-66	w	3-3-1	0-3-2	13-9-0	15-6-5	0-0-0	DNP	DNP
vs Wichita State	12/18/10	69-70	L	15-13-0	2-0-2	3-1-0	18-2-1	2-3-0	0-0-0	0-2-0
NORTH TEXAS	12/22/10	55-75	L	10-5-1	0-2-4	12-7-0	7-1-0	1-1-0	3-1-0	0-0-0
SOUTHERN	12/27/10	62-41	w	3-4-0	0-2-2	16-11-0	6-5-4	2-4-0	1-1-0	DNP
at Rice	12/29/10	68-74	L	4-3-0	3-1-8	2-4-1	19-0-4	0-4-0	0-0-0	DNP

Opponent	Date	Score		21	22	24	25	45
				DERENBECKE	TURNER,RAL	WARREN,STO	POPULIST,D	DOTSON,AAR
NORTHWESTERN STATE	11/12/10	87-78	w	0-0-0	21-5-2	4-4-2	0-0-2	17-3-0
NICHOLLS STATE	11/16/10	53-62	L	14-6-0	6-2-2	8-14-1	0-0-0	5-2-1
TENNESSEE-MARTIN	11/18/10	79-56	w	2-2-0	10-1-0	12-11-0	2-2-1	13-6-2
vs Memphis	11/21/10	61-70	L	0-1-1	11-2-1	2-3-0	DNP	12-4-4
CENTENARY	11/24/10	78-36	w	6-0-1	8-3-1	1-6-1	6-2-1	8-1-4
at South Alabama	11/28/10	80-65	w	9-4-2	17-1-0	9-3-0	0-1-1	15-3-4
HOUSTON	11/30/10	73-57	w	5-0-0	15-3-5	12-11-0	DNP	8-3-2
CENTRAL MICHIGAN	12/11/10	59-55	w	0-0-1	9-7-4	8-4-0	0-0-1	9-0-2
COASTAL CAROLINA	12/13/10	69-78	L	3-1-3	15-6-1	8-5-0	DNP	9-5-3
MCNEESE STATE	12/16/10	78-66	w	0-1-1	23-2-3	17-6-1	DNP	7-3-3
vs Wichita State	12/18/10	69-70	L	4-1-1	21-2-0	2-4-0	DNP	2-2-2
NORTH TEXAS	12/22/10	55-75	L	3-0-2	9-4-1	10-9-0	DNP	0-1-1
SOUTHERN	12/27/10	62-41	w	8-2-3	15-2-1	5-6-3	0-0-0	6-4-3
at Rice	12/29/10	68-74	L	17-3-0	14-2-1	7-9-0	0-0-0	2-1-0

THE STAT CREW SYSTEM
LSU Team High/Low Analysis (as of Dec 30, 2010)
All games

LSU - TEAM GAME HIGHS

POINTS	87		NORTHWESTERN STATE (11/12/10)
	80		at South Alabama (11/28/10)
	79		TENNESSEE-MARTIN (11/18/10)
	78		MCNEESE STATE (12/16/10)
FIELD GOALS MADE	78		CENTENARY (11/24/10)
	29		CENTENARY (11/24/10)
	27		TENNESSEE-MARTIN (11/18/10)
	26		COASTAL CAROLINA (12/13/10)
FIELD GOAL ATTEMPTS	26		HOUSTON (11/30/10)
	64		COASTAL CAROLINA (12/13/10)
	63		NORTH TEXAS (12/22/10)
	62		at Rice (12/29/10)
FIELD GOAL PERCENTAGE	62		SOUTHERN (12/27/10)
	62		TENNESSEE-MARTIN (11/18/10)
3 PT FIELD GOALS MADE	.600	(24-40)	NORTHWESTERN STATE (11/12/10)
	.532	(25-47)	at South Alabama (11/28/10)
3 PT FG ATTEMPTS	.500	(26-52)	HOUSTON (11/30/10)
	12		at Rice (12/29/10)
3 PT FG PERCENTAGE	12		at South Alabama (11/28/10)
	10		CENTENARY (11/24/10)
FREE THROWS MADE	28		at Rice (12/29/10)
	24		CENTENARY (11/24/10)
FREE THROW ATTEMPTS	22		COASTAL CAROLINA (12/13/10)
	.706	(12-17)	at South Alabama (11/28/10)
FREE THROW PERCENTAGE	.467	(7-15)	NORTHWESTERN STATE (11/12/10)
	.429	(12-28)	at Rice (12/29/10)
REBOUNDS	.429	(3-7)	CENTRAL MICHIGAN (12/11/10)
	32		NORTHWESTERN STATE (11/12/10)
ASSISTS	23		vs Wichita State (12/18/10)
	22		MCNEESE STATE (12/16/10)
STEALS	22		TENNESSEE-MARTIN (11/18/10)
	46		NORTHWESTERN STATE (11/12/10)
BLOCKED SHOTS	31		vs Wichita State (12/18/10)
	31		MCNEESE STATE (12/16/10)
TURNOVERS	.762	(16-21)	HOUSTON (11/30/10)
	.759	(22-29)	TENNESSEE-MARTIN (11/18/10)
FOULS	.742	(23-31)	vs Wichita State (12/18/10)
	52		TENNESSEE-MARTIN (11/18/10)
	45		SOUTHERN (12/27/10)
	43		CENTENARY (11/24/10)
	17		CENTENARY (11/24/10)
	16		SOUTHERN (12/27/10)
	16		MCNEESE STATE (12/16/10)
	13		NORTHWESTERN STATE (11/12/10)
	10		HOUSTON (11/30/10)
	9		at Rice (12/29/10)
	7		MCNEESE STATE (12/16/10)
	6		SOUTHERN (12/27/10)
	5		HOUSTON (11/30/10)
	5		TENNESSEE-MARTIN (11/18/10)
	25		NORTHWESTERN STATE (11/12/10)
	18		NICHOLLS STATE (11/16/10)
	17		CENTRAL MICHIGAN (12/11/10)
	17		HOUSTON (11/30/10)
	37		at Rice (12/29/10)
	30		NORTHWESTERN STATE (11/12/10)
	27		vs Memphis (11/21/10)

THE STAT CREW SYSTEM
LSU High/Low Analysis (as of Dec 30, 2010)
All games

Opponent - GAME HIGHS

POINTS	78		COASTAL CAROLINA (12/13/10)
	78		NORTHWESTERN STATE (11/12/10)
	75		NORTH TEXAS (12/22/10)
	74		at Rice (12/29/10)
	70		vs Wichita State (12/18/10)
	70		vs Memphis (11/21/10)
FIELD GOALS MADE	29		NORTH TEXAS (12/22/10)
	29		NORTHWESTERN STATE (11/12/10)
	27		COASTAL CAROLINA (12/13/10)
FIELD GOAL ATTEMPTS	70		NORTHWESTERN STATE (11/12/10)
	65		MCNEESE STATE (12/16/10)
	60		COASTAL CAROLINA (12/13/10)
	60		TENNESSEE-MARTIN (11/18/10)
FIELD GOAL PERCENTAGE	.526	(20-38)	at Rice (12/29/10)
	.518	(29-56)	NORTH TEXAS (12/22/10)
	.469	(23-49)	vs Memphis (11/21/10)
3 PT FIELD GOALS MADE	7		vs Memphis (11/21/10)
	7		NORTHWESTERN STATE (11/12/10)
	6		MCNEESE STATE (12/16/10)
	6		HOUSTON (11/30/10)
	6		at South Alabama (11/28/10)
	6		NICHOLLS STATE (11/16/10)
3 PT FG ATTEMPTS	26		NORTHWESTERN STATE (11/12/10)
	23		MCNEESE STATE (12/16/10)
	19		vs Memphis (11/21/10)
	19		NICHOLLS STATE (11/16/10)
3 PT FG PERCENTAGE	.375	(6-16)	HOUSTON (11/30/10)
	.375	(6-16)	at South Alabama (11/28/10)
	.368	(7-19)	vs Memphis (11/21/10)
FREE THROWS MADE	32		at Rice (12/29/10)
	23		vs Wichita State (12/18/10)
	23		at South Alabama (11/28/10)
FREE THROW ATTEMPTS	47		at Rice (12/29/10)
	31		at South Alabama (11/28/10)
	30		vs Wichita State (12/18/10)
FREE THROW PERCENTAGE	.933	(14-15)	NORTH TEXAS (12/22/10)
	.783	(18-23)	CENTRAL MICHIGAN (12/11/10)
	.767	(23-30)	vs Wichita State (12/18/10)
REBOUNDS	45		COASTAL CAROLINA (12/13/10)
	41		NORTH TEXAS (12/22/10)
	41		vs Wichita State (12/18/10)
ASSISTS	10		at Rice (12/29/10)
	10		at South Alabama (11/28/10)
	9		MCNEESE STATE (12/16/10)
	9		vs Memphis (11/21/10)
STEALS	14		NORTHWESTERN STATE (11/12/10)
	12		NICHOLLS STATE (11/16/10)
	11		MCNEESE STATE (12/16/10)
BLOCKED SHOTS	7		at South Alabama (11/28/10)
	6		MCNEESE STATE (12/16/10)
	5		COASTAL CAROLINA (12/13/10)
	5		vs Memphis (11/21/10)
TURNOVERS	19		HOUSTON (11/30/10)
	17		NORTHWESTERN STATE (11/12/10)
	16		COASTAL CAROLINA (12/13/10)
	16		CENTRAL MICHIGAN (12/11/10)

THE STAT CREW SYSTEM
 LSU High/Low Analysis (as of Dec 30, 2010)
 All games

LSU - GAME LOWS

POINTS	53	NICHOLLS STATE (11/16/10)
	55	NORTH TEXAS (12/22/10)
	59	CENTRAL MICHIGAN (12/11/10)
	61	vs Memphis (11/21/10)
	62	SOUTHERN (12/27/10)
FIELD GOALS MADE	16	NICHOLLS STATE (11/16/10)
	18	vs Memphis (11/21/10)
	19	vs Wichita State (12/18/10)
FIELD GOAL ATTEMPTS	40	NORTHWESTERN STATE (11/12/10)
	42	CENTRAL MICHIGAN (12/11/10)
	43	NICHOLLS STATE (11/16/10)
FIELD GOAL PERCENTAGE	.339 (19-56)	vs Wichita State (12/18/10)
	.346 (18-52)	vs Memphis (11/21/10)
	.355 (22-62)	at Rice (12/29/10)
3 PT FIELD GOALS MADE	3	TENNESSEE-MARTIN (11/18/10)
	3	CENTRAL MICHIGAN (12/11/10)
	3	NORTH TEXAS (12/22/10)
3 PT FG ATTEMPTS	7	CENTRAL MICHIGAN (12/11/10)
	13	NORTH TEXAS (12/22/10)
	14	HOUSTON (11/30/10)
3 PT FG PERCENTAGE	.200 (3-15)	TENNESSEE-MARTIN (11/18/10)
	.231 (3-13)	NORTH TEXAS (12/22/10)
	.300 (6-20)	MCNEESE STATE (12/16/10)
FREE THROWS MADE	6	NORTH TEXAS (12/22/10)
	9	SOUTHERN (12/27/10)
	10	CENTENARY (11/24/10)
	10	COASTAL CAROLINA (12/13/10)
FREE THROW ATTEMPTS	12	NORTH TEXAS (12/22/10)
	14	SOUTHERN (12/27/10)
	17	CENTENARY (11/24/10)
	17	COASTAL CAROLINA (12/13/10)
FREE THROW PERCENTAGE	.500 (6-12)	NORTH TEXAS (12/22/10)
	.500 (12-24)	at Rice (12/29/10)
	.588 (10-17)	CENTENARY (11/24/10)
	.588 (10-17)	COASTAL CAROLINA (12/13/10)
REBOUNDS	30	CENTRAL MICHIGAN (12/11/10)
	31	at Rice (12/29/10)
	32	NORTH TEXAS (12/22/10)
ASSISTS	6	vs Wichita State (12/18/10)
	8	NICHOLLS STATE (11/16/10)
	9	NORTH TEXAS (12/22/10)
STEALS	3	NICHOLLS STATE (11/16/10)
	3	MCNEESE STATE (12/16/10)
	4	NORTH TEXAS (12/22/10)
BLOCKED SHOTS	0	at Rice (12/29/10)
	2	vs Wichita State (12/18/10)
	3	at South Alabama (11/28/10)
TURNOVERS	9	CENTENARY (11/24/10)
	11	vs Wichita State (12/18/10)
	11	SOUTHERN (12/27/10)
	11	at Rice (12/29/10)
FOULS	12	CENTENARY (11/24/10)
	13	SOUTHERN (12/27/10)
	16	HOUSTON (11/30/10)
	16	MCNEESE STATE (12/16/10)

THE STAT CREW SYSTEM
 LSU High/Low Analysis (as of Dec 30, 2010)
 All games

Opponent - GAME LOWS

POINTS	36		CENTENARY (11/24/10)
	41		SOUTHERN (12/27/10)
	55		CENTRAL MICHIGAN (12/11/10)
FIELD GOALS MADE	56		TENNESSEE-MARTIN (11/18/10)
	57		HOUSTON (11/30/10)
	13		CENTENARY (11/24/10)
FIELD GOAL ATTEMPTS	17		CENTRAL MICHIGAN (12/11/10)
	17		SOUTHERN (12/27/10)
	38		at Rice (12/29/10)
FIELD GOAL PERCENTAGE	46		CENTENARY (11/24/10)
	48		CENTRAL MICHIGAN (12/11/10)
	.283	(13-46)	CENTENARY (11/24/10)
3 PT FIELD GOALS MADE	.304	(17-56)	SOUTHERN (12/27/10)
	.317	(19-60)	TENNESSEE-MARTIN (11/18/10)
	1		SOUTHERN (12/27/10)
3 PT FG ATTEMPTS	2		at Rice (12/29/10)
	3		CENTRAL MICHIGAN (12/11/10)
	3		NORTH TEXAS (12/22/10)
3 PT FG PERCENTAGE	9		NORTH TEXAS (12/22/10)
	10		CENTRAL MICHIGAN (12/11/10)
	10		SOUTHERN (12/27/10)
FREE THROWS MADE	10		at Rice (12/29/10)
	.100	(1-10)	SOUTHERN (12/27/10)
	.200	(2-10)	at Rice (12/29/10)
FREE THROW ATTEMPTS	.222	(4-18)	TENNESSEE-MARTIN (11/18/10)
	5		HOUSTON (11/30/10)
	6		CENTENARY (11/24/10)
FREE THROW PERCENTAGE	6		SOUTHERN (12/27/10)
	10		CENTENARY (11/24/10)
	11		SOUTHERN (12/27/10)
REBOUNDS	12		HOUSTON (11/30/10)
	.417	(5-12)	HOUSTON (11/30/10)
	.481	(13-27)	NORTHWESTERN STATE (11/12/10)
ASSISTS	.545	(6-11)	SOUTHERN (12/27/10)
	26		CENTENARY (11/24/10)
	29		at South Alabama (11/28/10)
STEALS	29		CENTRAL MICHIGAN (12/11/10)
	2		CENTRAL MICHIGAN (12/11/10)
	2		SOUTHERN (12/27/10)
BLOCKED SHOTS	4		TENNESSEE-MARTIN (11/18/10)
	4		vs Wichita State (12/18/10)
	4		at South Alabama (11/28/10)
TURNOVERS	4		vs Wichita State (12/18/10)
	5		CENTENARY (11/24/10)
	5		at Rice (12/29/10)
FOULS	2		NICHOLLS STATE (11/16/10)
	2		TENNESSEE-MARTIN (11/18/10)
	2		CENTRAL MICHIGAN (12/11/10)
	8		NICHOLLS STATE (11/16/10)
	9		at South Alabama (11/28/10)
	12		MCNEESE STATE (12/16/10)
	14		NORTH TEXAS (12/22/10)
	14		SOUTHERN (12/27/10)
	16		CENTENARY (11/24/10)

THE STAT CREW SYSTEM
LSU Player High/Low Analysis (as of Dec 30, 2010)
All games

LSU - INDIVIDUAL GAME HIGHS

Points	23		TURNER, Ralston vs McNeese State (12/16/10)
	21		TURNER, Ralston vs Wichita State (12/18/10)
	21		STRINGER, Andre at South Alabama (11/28/10)
	21		TURNER, Ralston vs Northwestern State (11/12/10)
	21		STRINGER, Andre vs Northwestern State (11/12/10)
Field Goals Made	8		WARREN, Storm vs McNeese State (12/16/10)
	7		WHITE, Malcolm vs Southern (12/27/10)
	7		STRINGER, Andre at South Alabama (11/28/10)
	6		TURNER, Ralston vs Southern (12/27/10)
	6		TURNER, Ralston vs Wichita State (12/18/10)
	6		TURNER, Ralston vs McNeese State (12/16/10)
	6		STRINGER, Andre vs Coastal Carolina (12/13/10)
	6		TURNER, Ralston vs Houston (11/30/10)
	6		WARREN, Storm vs Houston (11/30/10)
	6		WHITE, Malcolm vs Centenary (11/24/10)
	6		WARREN, Storm vs Tennessee-Martin (11/18/10)
	6		TURNER, Ralston vs Northwestern State (11/12/10)
	Field Goal Att.	18	
16			TURNER, Ralston vs North Texas (12/22/10)
16			TURNER, Ralston vs Coastal Carolina (12/13/10)
15			STRINGER, Andre vs Wichita State (12/18/10)
15			TURNER, Ralston vs McNeese State (12/16/10)
	15		STRINGER, Andre vs Coastal Carolina (12/13/10)
FG Pct (min 5 made)	1.000	(5-5)	DOTSON, Aaron vs Northwestern State (11/12/10)
	.857	(6-7)	WHITE, Malcolm vs Centenary (11/24/10)
	.714	(5-7)	TURNER, Ralston at South Alabama (11/28/10)
	.714	(5-7)	STRINGER, Andre vs Centenary (11/24/10)
	.667	(8-12)	WARREN, Storm vs McNeese State (12/16/10)
	.667	(6-9)	WARREN, Storm vs Tennessee-Martin (11/18/10)
3-Point FG Made	5		TURNER, Ralston vs Wichita State (12/18/10)
	4		STRINGER, Andre at Rice (12/29/10)
	4		TURNER, Ralston at Rice (12/29/10)
	4		STRINGER, Andre vs Coastal Carolina (12/13/10)
	4		DOTSON, Aaron at South Alabama (11/28/10)
	4		STRINGER, Andre at South Alabama (11/28/10)
	4		STRINGER, Andre vs Centenary (11/24/10)
	4		STRINGER, Andre vs Northwestern State (11/12/10)
3-Point FG Att.	12		TURNER, Ralston at Rice (12/29/10)
	10		TURNER, Ralston vs McNeese State (12/16/10)
	9		TURNER, Ralston vs Southern (12/27/10)
	9		TURNER, Ralston vs Wichita State (12/18/10)
	9		TURNER, Ralston vs Coastal Carolina (12/13/10)
	9		STRINGER, Andre vs Northwestern State (11/12/10)
3-Pt FG Pct (min 3 made)	.800	(4-5)	DOTSON, Aaron at South Alabama (11/28/10)
	.750	(3-4)	TURNER, Ralston vs Central Michigan (12/11/10)
	.667	(4-6)	STRINGER, Andre at South Alabama (11/28/10)
	.667	(4-6)	STRINGER, Andre vs Centenary (11/24/10)
	.556	(5-9)	TURNER, Ralston vs Wichita State (12/18/10)
Free Throws Made	11		STRINGER, Andre vs Houston (11/30/10)
	8		GREEN, Garrett vs Wichita State (12/18/10)
	8		TURNER, Ralston vs McNeese State (12/16/10)
	8		STRINGER, Andre vs Memphis (11/21/10)
	8		STRINGER, Andre vs Tennessee-Martin (11/18/10)

Free Throw Att.	12		GREEN, Garrett vs Wichita State (12/18/10)
	12		STRINGER, Andre vs Houston (11/30/10)
	11		STRINGER, Andre vs Memphis (11/21/10)
	11		WHITE, Malcolm vs Northwestern State (11/12/10)
	10		WHITE, Malcolm vs McNeese State (12/16/10)
	10		TURNER, Ralston vs McNeese State (12/16/10)
	10		STRINGER, Andre vs Northwestern State (11/12/10)
FT Pct (min 5 made)	1.000	(6-6)	STRINGER, Andre vs Central Michigan (12/11/10)
	1.000	(5-5)	DOTSON, Aaron vs McNeese State (12/16/10)
	.917	(11-12)	STRINGER, Andre vs Houston (11/30/10)
	.889	(8-9)	STRINGER, Andre vs Tennessee-Martin (11/18/10)
	.875	(7-8)	DOTSON, Aaron vs Northwestern State (11/12/10)
Rebounds	15		WHITE, Malcolm vs Tennessee-Martin (11/18/10)
	14		WARREN, Storm vs Nicholls State (11/16/10)
	13		GREEN, Garrett vs Wichita State (12/18/10)
	11		WHITE, Malcolm vs Southern (12/27/10)
	11		WARREN, Storm vs Houston (11/30/10)
	11		WARREN, Storm vs Tennessee-Martin (11/18/10)
Assists	8		BASS, Chris at Rice (12/29/10)
	5		STRINGER, Andre vs McNeese State (12/16/10)
	5		STRINGER, Andre vs Coastal Carolina (12/13/10)
	5		TURNER, Ralston vs Houston (11/30/10)
	5		BASS, Chris vs Tennessee-Martin (11/18/10)
	5		STRINGER, Andre vs Northwestern State (11/12/10)
Steals	5		BASS, Chris vs Northwestern State (11/12/10)
	3		WARREN, Storm vs Southern (12/27/10)
	3		WARREN, Storm vs Houston (11/30/10)
	3		STRINGER, Andre vs Houston (11/30/10)
	3		GREEN, Garrett vs Centenary (11/24/10)
	3		STRINGER, Andre vs Tennessee-Martin (11/18/10)
	3		WARREN, Storm vs Nicholls State (11/16/10)
	3		LUDWIG, Eddie vs Northwestern State (11/12/10)
Blocked Shots	4		WARREN, Storm vs Houston (11/30/10)
	3		WHITE, Malcolm vs Southern (12/27/10)
	3		WHITE, Malcolm vs McNeese State (12/16/10)
	3		WARREN, Storm vs Centenary (11/24/10)
	3		WHITE, Malcolm vs Tennessee-Martin (11/18/10)
	3		WHITE, Malcolm vs Northwestern State (11/12/10)
Turnovers	6		STRINGER, Andre vs Central Michigan (12/11/10)
	6		TURNER, Ralston vs Houston (11/30/10)
	6		STRINGER, Andre vs Northwestern State (11/12/10)
	5		DOTSON, Aaron vs Coastal Carolina (12/13/10)
	5		BASS, Chris vs Northwestern State (11/12/10)
Fouls	5		WHITE, Malcolm at Rice (12/29/10)
	5		LUDWIG, Eddie at Rice (12/29/10)
	5		DOTSON, Aaron at Rice (12/29/10)
	5		STRINGER, Andre at Rice (12/29/10)
	5		TURNER, Ralston at South Alabama (11/28/10)
	5		DOTSON, Aaron at South Alabama (11/28/10)
	5		GREEN, Garrett vs Memphis (11/21/10)
	5		WARREN, Storm vs Memphis (11/21/10)
	5		WHITE, Malcolm vs Memphis (11/21/10)
	5		LUDWIG, Eddie vs Northwestern State (11/12/10)

2010-11 LSU Men's Basketball Game Boxscores

Game 1 - LSU 87, Northwestern State 78

11/12/10 7 p.m. at Maravich Center (Baton Rouge, LA)

NW ST	FG-A	3FG-A	FT-A	REB	PF	TP	A	TO	BLK	S	MIN
HULBIN, James f	0-4	0-2	0-2	5	4	0	0	3	1	0	8
EVANS, O.J. c	0-3	0-0	0-0	0	3	0	0	0	0	2	8
DAVIS, Shamir g	1-3	0-1	0-0	1	4	2	0	4	0	0	13
ELLIS, Louis g	1-5	0-2	2-2	4	1	4	1	2	0	1	16
CLARK, Charles g	0-1	0-0	0-0	0	1	0	1	0	0	0	9
KNIGHT, Dominic	1-6	0-1	0-0	1	2	2	1	0	0	1	12
WASHINGTON, T.	1-1	0-0	0-0	1	1	2	0	0	0	0	3
MCCONATHY, L.	0-0	0-0	0-0	0	2	0	2	0	0	0	13
ROBINSON, Patrick	0-1	0-1	0-0	0	0	0	0	0	0	0	3
BAKER, Devon	6-14	3-7	1-2	2	4	16	1	0	0	3	32
PRATT, Will	10-20	1-8	8-12	5	4	29	1	5	0	5	30
MOSLEY, William	4-5	0-0	2-9	9	4	10	0	1	2	2	30
STEWART, Gary	5-7	3-4	0-0	2	2	13	1	2	0	0	23
Team				6							
Totals	29-70	7-26	13-27	36	32	78	8	17	3	14	200

FG% 1st Half	15-30	50.0%	2nd half:	14-40	35.0%	Game:	29-70	41.4%	DB
3FG% 1st Half	4-11	36.4%	2nd half:	3-15	20.0%	Game:	7-26	26.9%	Reb
FT% 1st Half	7-9	77.8%	2nd half:	6-18	33.3%	Game:	13-27	48.1%	7

LSU	FG-A	3FG-A	FT-A	REB	PF	TP	A	TO	BLK	S	MIN
WHITE, Malcolm f	3-8	0-0	6-11	4	4	12	0	4	3	0	34
WARREN, Storm f	2-2	0-0	0-0	4	4	4	2	0	1	0	17
BASS, Chris g	1-1	0-0	2-4	2	2	4	2	5	0	5	18
TURNER, Ralson g	6-12	3-6	6-9	5	2	21	2	2	0	2	38
DOTSON, Aaron g	5-5	0-0	7-8	3	4	17	0	1	1	2	27
GREEN, Garrett	1-1	0-0	0-0	6	2	2	0	1	0	0	11
STRINGER, Andre	5-10	4-9	7-10	3	4	21	5	6	0	0	25
LUDWIG, Eddie	0-0	0-0	4-4	3	5	4	0	2	0	3	18
COURTNEY, Jalen	1-1	0-0	0-0	0	2	0	0	0	0	0	3
DERENBECKER, Matt	0-0	0-0	0-0	0	2	0	0	2	0	0	6
POPULIST, Daron	0-0	0-0	0-0	0	1	0	2	0	0	0	3
Team				3							
Totals	24-40	7-15	32-46	33	30	87	13	25	4	13	200

FG% 1st Half	13-22	59.1%	2nd half:	11-18	61.1%	Game:	24-40	60.0%	DB
3FG% 1st Half	4-10	40.0%	2nd half:	3-5	60.0%	Game:	7-15	46.7%	Reb
FT% 1st Half	13-22	59.1%	2nd half:	19-24	79.2%	Game:	32-46	69.6%	9

Officials: Tony Greene, Bert Smith, Carlos Gonzalez
Attendance: 7842

Northwestern State 41-37 -- 78
LSU 43-44 -- 87

Game 2 - Nicholls 62, LSU 53

11/16/10 7 p.m. at Maravich Center (Baton Rouge, LA)

NICHOLLS	FG-A	3FG-A	FT-A	REB	PF	TP	A	TO	BLK	S	MIN
BOSE, Anatoly f	8-20	2-5	10-13	5	1	28	2	1	0	0	35
MARTIN, Ben g	0-4	0-4	2-3	3	4	2	1	0	0	2	27
FRANKLIN, Kenny g	3-6	2-4	0-1	2	1	8	3	0	1	0	33
HUNTER, Fred g	7-16	2-5	2-4	7	4	18	1	4	0	6	32
CARTER, Kellan g	0-3	0-0	1-2	3	2	1	0	1	0	3	28
THOMAS, Dantrell	0-2	0-0	0-0	2	3	0	0	0	0	1	14
HAMMOND, Bryan	1-2	0-1	0-0	3	1	2	0	1	0	0	12
MOORE, Eldridge	0-0	0-0	3-4	2	2	3	0	1	1	0	15
TALKINGTON, Chris	0-0	0-0	0-0	0	1	0	0	0	0	0	4
ROETHLE, Andy	0-0	0-0	0-0	0	0	0	0	0	0	0	0
Team				6							
Totals	19-53	6-19	18-27	33	19	62	7	8	2	12	200

FG% 1st Half	7-24	29.2%	2nd half:	12-29	41.4%	Game:	19-53	35.8%	DB
3FG% 1st Half	3-7	42.9%	2nd half:	3-12	25.0%	Game:	6-19	31.6%	Reb
FT% 1st Half	4-7	57.1%	2nd half:	14-20	70.0%	Game:	18-27	66.7%	3

LSU	FG-A	3FG-A	FT-A	REB	PF	TP	A	TO	BLK	S	MIN
WHITE, Malcolm f	1-1	0-0	0-0	2	3	2	0	3	1	0	10
WARREN, Storm f	3-7	0-0	2-3	14	2	8	1	2	1	3	36
BASS, Chris g	0-0	0-0	0-2	2	0	0	0	1	0	0	10
TURNER, Ralson g	1-6	0-2	4-4	2	2	6	2	1	0	0	30
DOTSON, Aaron g	1-2	0-1	3-4	2	4	5	1	4	2	0	21
GREEN, Garrett	0-1	0-0	0-2	4	1	0	1	0	0	0	5
STRINGER, Andre	4-13	3-8	3-3	2	0	14	3	0	0	0	31
LUDWIG, Eddie	1-2	0-0	2-2	3	4	0	2	0	0	0	22
DERENBECKER, Matt	5-10	3-7	1-1	6	3	14	0	2	0	0	28
POPULIST, Daron	0-1	0-0	0-0	0	4	0	0	3	0	0	7
Team				1							
Totals	16-43	6-18	15-21	37	22	53	8	18	4	3	200

FG% 1st Half	9-21	42.9%	2nd half:	7-22	31.8%	Game:	16-43	37.2%	DB
3FG% 1st Half	2-7	28.6%	2nd half:	4-11	36.4%	Game:	6-18	33.3%	Reb
FT% 1st Half	5-5	100.0%	2nd half:	10-16	62.5%	Game:	15-21	71.4%	3

Officials: Ted Valentine, D Doug Shows, John Heatly
Technical Fouls: Nicholls -- None. LSU -- None.
Attendance: 6913

Nicholls State 21-41 -- 62
LSU 25-28 -- 53

Game 3 - LSU 79, UT-Martin 56

11/18/10 7 p.m. at Maravich Center (Baton Rouge, LA)

UT-MARTIN	FG-A	3FG-A	FT-A	REB	PF	TP	A	TO	BLK	S	MIN
SIMMONS, Benzor f	1-6	0-2	2-2	3	0	4	1	4	0	1	25
SPENCER, Ron c	0-2	0-0	0-2	4	2	0	0	0	2	0	12
RICHARDSON, Chris g	3-9	1-4	0-1	3	3	7	1	5	0	0	23
LIABO, Mike g	3-8	1-5	2-2	1	2	9	2	0	0	1	20
CLAYTON, Reuben g	7-14	2-3	3-3	4	3	19	0	1	0	1	19
SMITH, Terrence	3-10	0-2	3-4	4	2	9	0	1	0	2	25
MINOR, Omari	1-1	0-0	3-4	2	2	5	0	1	0	0	17
KING, Troy	1-5	0-2	0-0	2	4	2	0	1	0	1	15
IRARRAZABAL, A.	0-2	0-0	0-0	1	0	0	0	0	0	0	16
SMITH, Dane	0-3	0-0	1-4	2	1	1	0	1	0	1	16
MOPO, Pierre	0-0	0-0	0-0	0	3	0	0	0	0	1	12
Team				6							
Totals	19-60	4-18	14-22	32	23	56	4	14	2	8	200

FG% 1st Half	7-22	31.82%	2nd half:	12-38	31.6%	Game:	19-60	31.7%	DB
3FG% 1st Half	1-8	12.5%	2nd half:	3-10	30.0%	Game:	4-18	22.2%	Reb
FT% 1st Half	4-8	50.0%	2nd half:	10-14	71.4%	Game:	14-22	63.6%	3

LSU	FG-A	3FG-A	FT-A	REB	PF	TP	A	TO	BLK	S	MIN
WHITE, Malcolm f	5-13	0-0	2-4	15	2	12	2	3	3	0	31
WARREN, Storm f	6-9	0-0	0-0	11	3	12	0	2	2	2	27
STRINGER, Andre g	3-12	1-7	8-9	2	15	1	2	0	3	0	32
TURNER, Ralson g	4-10	2-5	0-0	1	0	10	0	3	0	1	27
DOTSON, Aaron g	4-8	0-1	5-6	6	3	13	2	3	0	0	19
GREEN, Garrett	1-2	0-0	1-2	3	1	3	0	1	0	1	5
BASS, Chris	2-3	0-0	-0	3	3	4	5	0	0	0	16
LUDWIG, Eddie	0-0	0-0	5-6	1	2	5	0	0	0	0	12
COURTNEY, Jalen	0-1	0-0	1-2	1	1	1	0	0	0	0	4
DERENBECKER, Matt	1-3	0-2	0-0	2	1	2	0	1	0	0	19
POPULIST, Daron	1-1	0-0	0-0	2	2	2	1	0	0	0	8
Team				5							
Totals	27-62	3-15	22-29	52	20	79	11	15	5	7	200

FG% 1st Half	13-32	40.6%	2nd half:	14-30	46.7%	Game:	27-62	43.5%	DB
3FG% 1st Half	2-10	20.0%	2nd half:	1-5	20.0%	Game:	3-15	20.0%	Reb
FT% 1st Half	8-10	80.0%	2nd half:	14-19	73.7%	Game:	22-29	75.9%	4

Officials: J. B. Caldwell, Brian Shey, Chuck Jones
Technical Fouls: UTM -- None. LSU -- None.
Attendance: 6607

UT-Martin 19-37 -- 56
LSU 36-43 -- 79

Game 4 - Memphis 70, LSU 61

11/21/10 4 p.m. at BancorpSouth Arena (Tupelo, MS)

LSU	FG-A	3FG-A	FT-A	REB	PF	TP	A	TO	BLK	S	MIN
WHITE, Malcolm f	1-4	0-0	3-4	4	5	5	0	1	1	0	17
WARREN, Storm f	1-6	0-0	0-0	3	5	2	0	0	0	2	14
STRINGER, Andre g	2-6	1-3	8-11	2	3	13	2	3	0	1	31
TURNER, Ralson g	3-10	2-5	3-4	2	2	11	1	2	1	0	26
DOTSON, Aaron g	3-7	2-2									

Game 5 - LSU 78, Centenary 36

11/24/10 7 p.m. at Maravich Center (Baton Rouge, LA)

CENTENARY	FG-A	3FG-A	FT-A	REB	PF	TP	A	TO	BLK	S	MIN
LOWERY, Logan f	1-8	1-4	0-0	8	1	3	2	3	1	3	32
SIMS, Travis f	2-7	0-1	0-0	3	1	4	1	3	0	1	26
REBOL, Andrew f	0-2	0-0	2-4	2	5	2	1	2	1	0	22
TROTMAN, Jeron f	1-6	0-1	0-0	4	2	2	0	3	2	0	29
DAVIS, Leo g	4-11	2-6	0-0	1	0	10	1	0	0	0	29
BLOUNT, Jonathan	1-3	0-1	0-0	1	2	0	0	0	0	1	8
JOSEPH, Brandon	1-1	0-0	2-2	2	0	4	1	0	0	0	8
HARWELL, Aaron	1-4	0-0	2-4	1	0	4	0	1	0	0	15
COOPER, Quin	0-2	0-1	0-0	2	1	0	0	1	0	0	15
DIALLO, Baba	1-1	0-0	0-0	0	2	2	0	0	0	0	4
NAKWAASAH, Maxx	1-1	1-1	0-0	2	3	3	1	2	0	0	12
Team				1							
Totals	13-46	4-15	6-10	26	16	36	7	15	4	5	200
FG% 1st Half	8-25	32.0%	2nd half:	5-21	23.8%	Game:	13-46	28.3%	DB		
3FG% 1st Half	4-8	50.0%	2nd half:	0-7	0.0%	Game:	4-15	26.7%	Reb		
FT% 1st Half	1-2	50.0%	2nd half:	5-8	62.5%	Game:	6-10	60.0%	4		

LSU	FG-A	3FG-A	FT-A	REB	PF	TP	A	TO	BLK	S	MIN
WHITE, Malcolm f	6-7	0-0	2-2	7	1	14	0	0	0	0	21
WARREN, Storm f	0-6	0-0	1-2	6	1	1	1	1	3	2	16
STRINGER, Andre g	5-7	4-6	2-3	0	1	16	4	1	0	1	19
TURNER, Ralston g	3-6	2-5	0-0	3	1	8	1	2	0	0	21
DOTSON, Aaron g	3-5	2-3	0-0	1	1	8	4	1	0	0	20
GREEN, Garrett	4-9	0-1	0-2	9	1	8	0	0	0	3	16
BASS, Chris	1-2	0-0	1-3	5	1	3	1	1	0	0	16
LUDWIG, Eddie	2-5	0-0	2-3	5	2	6	4	1	0	1	24
COURTNEY, Jalen	0-1	0-1	2-2	3	1	2	0	0	0	0	12
DERENBECKER, Matt	3-8	0-4	0-0	0	1	6	1	1	1	0	22
POPULIST, Daron	2-5	2-4	0-0	2	1	6	1	0	0	0	13
Team				2			1				
Totals	29-61	10-24	10-17	43	12	78	17	9	4	7	200
FG% 1st Half	15-31	48.4%	2nd half:	14-30	46.7%	Game:	29-61	47.5%	DB		
3FG% 1st Half	4-10	40.0%	2nd half:	6-14	42.9%	Game:	10-24	41.7%	Reb		
FT% 1st Half	5-8	62.5%	2nd half:	5-9	55.6%	Game:	10-17	58.8%	3		

Officials: Anthony Jordan, Mike Kitts, Mike Stuart
 Technical Fouls: Centenary -- None. LSU -- None.
 Attendance: 6742

Centenary 21-15 -- 36
 LSU 39-39 -- 78

Game 6 - LSU 80, South Alabama 65

11/28/10 3 p.m. at Mitchell Center (Mobile, Ala.)

LSU	FG-A	3FG-A	FT-A	REB	PF	TP	A	TO	BLK	S	MIN
WHITE, Malcolm f	2-4	0-0	0-0	4	2	4	0	0	1	0	28
WARREN, Storm f	3-7	0-0	3-4	3	3	9	0	0	1	0	17
STRINGER, Andre g	7-13	4-6	3-4	4	1	21	3	2	1	2	30
TURNER, Ralston g	5-7	2-4	5-8	1	5	17	0	1	0	1	22
DOTSON, Aaron g	5-9	4-5	1-2	3	5	15	4	1	0	0	39
GREEN, Garrett	0-3	0-0	0-0	5	3	0	0	3	0	1	11
BASS, Chris	0-0	0-0	1-4	2	2	1	0	0	0	0	12
LUDWIG, Eddie	0-0	0-0	4-4	4	1	4	4	4	0	0	21
COURTNEY, Jalen	0-0	0-0	0-0	0	0	0	0	0	0	0	1
DERENBECKER, Matt	3-3	2-2	1-2	4	2	9	2	0	0	1	15
POPULIST, Daron	0-1	0-0	0-0	1	0	0	1	0	0	0	4
Team				7			3				
Totals	25-47	12-17	18-28	38	24	80	14	14	3	5	200
FG% 1st Half	16-24	66.7%	2nd half:	9-23	39.1%	Game:	25-47	53.2%	DB		
3FG% 1st Half	10-13	76.9%	2nd half:	2-4	50.0%	Game:	12-17	70.6%	Reb		
FT% 1st Half	6-8	75.0%	2nd half:	12-20	60.0%	Game:	18-28	64.3%	6		

SOUTH ALABAMA	FG-A	3FG-A	FT-A	REB	PF	TP	A	TO	BLK	S	MIN
BROCK, Martino f	5-11	1-3	4-7	2	3	15	1	4	1	2	34
RUBIT, Augustine c	3-8	0-0	3-3	3	2	9	0	1	0	0	19
COOKS, Allyn g	1-6	0-2	4-4	3	4	6	1	0	2	2	28
SANDERS, Rico g	1-3	0-1	0-0	1	4	2	1	0	0	0	15
WILLIAMS, Tim g	2-10	1-3	4-6	4	4	9	1	0	0	0	33
REDUS, Gary	1-4	1-2	2-2	2	2	5	1	1	1	0	17
REYES, P. J.	3-5	3-4	3-4	2	2	12	2	1	1	0	14
SIMS, Raymond	0-1	0-1	0-1	0	2	0	2	1	0	0	15
HERSEY, DeAndre	0-0	0-0	0-0	1	0	0	0	0	0	0	3
CARTER, Javier	2-6	0-0	3-4	7	1	7	1	1	2	0	22
Team				4							
Totals	18-54	6-16	23-31	29	24	65	10	9	7	4	200
FG% 1st Half	7-25	28.0%	2nd half:	11-29	37.9%	Game:	18-54	33.3%	DB		
3FG% 1st Half	0-6	00.0%	2nd half:	6-10	60.0%	Game:	6-16	37.5%	Reb		
FT% 1st Half	9-12	75.0%	2nd half:	14-19	73.7%	Game:	23-31	74.2%	3		

Officials: Doug Sirmons, Don Daily, Berth Smith
 Technical Fouls: South Alabama -- Cooks. LSU -- Ralston.
 Attendance: 3653

LSU 48-32 -- 80
 Memphis 23-42 -- 65

Game 7 - LSU 73, Houston 57

11/30/10 7 p.m. at Maravich Center (Baton Rouge, LA)

HOUSTON	FG-A	3FG-A	FT-A	REB	PF	TP	A	TO	BLK	S	MIN
MCNEIL, Maurice f	3-9	0-0	3-7	8	1	9	0	3	0	0	23
VAN SLYKE, Kirk f	4-8	1-1	0-0	3	1	9	0	1	1	0	27
NIXON, Zamal g	2-6	0-3	0-0	1	3	4	1	5	0	3	26
THIBODEAUX, D. g	1-7	0-3	0-0	1	5	2	1	1	1	1	23
BROWN, Adam g	6-11	3-5	0-0	7	1	15	3	2	0	0	38
MCCLEAN, Mikhail	1-2	0-0	0-0	0	1	2	0	0	0	0	6
HAYWOOD, Nick	1-3	1-3	0-0	1	2	3	0	2	0	1	13
JOHNSON, Trumaine	1-3	1-1	0-0	0	2	3	1	3	0	0	20
WASHINGTON, K.	4-9	0-0	2-5	6	4	10	0	2	1	1	24
Team				5							
Totals	23-58	6-16	5-12	32	20	57	6	19	3	6	200

FG% 1st Half	12-30	40.0%	2nd half:	11-28	39.3%	Game:	23-58	39.7%	DB		
3FG% 1st Half	2-9	22.2%	2nd half:	4-7	57.1%	Game:	6-16	37.5%	Reb		
FT% 1st Half	2-5	40.0%	2nd half:	3-7	42.9%	Game:	5-12	41.7%	6		

LSU	FG-A	3FG-A	FT-A	REB	PF	TP	A	TO	BLK	S	MIN
WHITE, Malcolm f	4-7	0-0	1-2	2	4	9	0	0	1	23	
WARREN, Storm f	6-10	0-0	0-0	11	3	12	0	2	4	3	33
STRINGER, Andre g	1-6	0-4	11-12	3	3	13	3	4	0	3	24
TURNER, Ralston g	6-10	2-5	1-2	3	0	15	5	6	0	0	34
DOTSON, Aaron g	3-6	2-2	0-0	3	3	8	2	0	1	0	31
GREEN, Garrett	1-6	0-1	2-4	5	2	4	0	2	0	1	14
BASS, Chris	1-1	0-0	0-0	1	1	2	4	1	0	0	20
LUDWIG, Eddie	2-2	0-0	1-1	3	0	5	0	0	0	2	10
DERENBECKER, Matt	2-4	1-2	0-0	0	0	5	0	1	0	0	11
Team				4			1				
Totals	26-52	5-14	16-21	35	16	73	14	17	5	10	200

FG% 1st Half	17-30	56.7%	2nd half:	9-22	40.9%	Game:	26-52	50.0%	DB		
3FG% 1st Half	3-8	37.5%	2nd half:	2-6	33.3%	Game:	5-14	35.7%	Reb		
FT% 1st Half	1-3	33.3%	2nd half:	15-18	83.3%	Game:	15-18	76.2%	3		

Officials: Mike Stewart, Lee Cassell, Glen Tuitt
 Technical Fouls: Houston -- None. LSU -- None.
 Attendance: 6688

Houston 28-29 -- 57
 LSU 38-35 -- 73

Game 8 - LSU 59, Central Michigan 55

12/11/10 7 p.m. at Maravich Center (Baton Rouge, LA)

CMU	FG-A	3FG-A	FT-A	REB	PF	TP	A	TO	BLK	S	MIN
MCCLURE, Williams f	1-2	0-0	2-2	5	4	4	0	1	0	0	18
ZEIGLER, Trey g	7-17	1-1	3-4	6	3	18	1	2	0	3	36
RASHID, Amir g	1-6	0-2	1-2	4	3	3	0	3	0	4	35
WEARY, Antonio g	0-2	0-2	0-0	1	3	0	1	2	0	2	26
THOMAS, Jain g	4-9	2-3	11-12	7	1	21	0	2	0	0	34
CRADDOCK, Finis	0-0	0-0	0-0	1	0	0	0	0	0	0	8
COIMBRA, Andre	2-4	0-0	0-1	2	4	4	0	3	0	0	19
JACKSON, Derek	2-6	0-2	1-2	0	0	5	0	0	0	0	15
VOSS, Colin	0-2	0-0	0-0	2	0	0	0	2	0	0	6
HARDEN, Jevon	0-0	0-0	0-0	0	0	0	0	1	2	0	3
Team				1							
Totals	17-48	3-10	18-23	29	18	55	2	16	2	9	200

FG% 1st Half	6-22	27.3%	2nd half:	11-2	42.3%	Game:	17-48	35.4%	DB		
3FG% 1st Half	2-6	33.3%	2nd half:	1-4	25.0%	Game:	3-10	30.0%	Reb		
FT% 1st Half	7-8	87.5%	2nd half:	11-15	73.3%	Game:	18-23	78.3%	2		

LSU	FG-A	3FG-A	FT-A	REB	PF	TP	A	TO	BLK	S	MIN
WHITE, Malcolm f	5-11	0-0	2-4	4	2	12	0	0	2	2	30
WARREN, Storm f	4-7	0-0	0-0	4	2	8	0	1	1	0	29
STRINGER, Andre g	1-6	0-2	6-6	1	3	8	0	6	0	1	21
TURNER, Ralston g	3-4	3-4	0-2	7	3	9	4	1	0	1	38
DOTSON, Aaron g	2-4	0-1	5-6	0	3	9	2	2	0	1	34
GREEN, Garrett	1-1	0-0	0-0	3	0	2	0	0	0	0	6
BASS, Chris	2-5	0-0	2-2	4	0	6	4	3	0	1	17
LUDWIG, Eddie	1-3	0-0	1-2	2	2	3	0	1	0	0	8
HARRIS, Dennis	1-1	0-0	0-0	0	0	2	0	1	1	2	6
DERENBECKER, Matt	0-0	0-0	0-0	0	2	0	1	1	0	0</	

Game 9 - Coastal Carolina 78, LSU 69 (ot)

12/13/10 7 p.m. at Maravich Center (Baton Rouge, LA)

COASTAL	FG-A	3FG-A	FT-A	REB	PF	TP	A	TO	BLK	S	MIN
MCLAURIN, Sam f	1-2	0-0	0-0	7	4	2	1	3	0	2	20
GRAY, Chad f	7-12	4-5	4-6	7	1	22	0	4	2	1	37
NIEMAN, Danny g	1-5	0-1	6-6	4	2	8	4	1	0	1	37
HOLLOWAY, D. g	8-17	0-3	2-2	7	3	18	0	5	0	2	39
GREENWOOD, K. g	1-3	0-1	1-4	2	0	3	1	1	0	0	19
CRAWFORD, Brandon	1-2	0-0	0-0	2	3	2	0	1	1	0	15
RAFFA, Anthony	2-6	1-4	4-4	2	3	9	1	0	0	2	34
HOLMES, Mike	6-13	0-0	2-4	10	2	14	0	1	2	0	24
Team				4							
Totals	27-60	5-14	19-26	45	18	76	7	16	5	8	225

FG% 1st Half	12-29	41.4%	2nd half:	11-25	44.0%	OT:	4-6	66.7%	Game:	45.0%	DB
3FG% 1st Half	1-4	25.0%	2nd half:	2-7	28.6%	OT:	2-3	66.7	Game:	35.7%	Reb
FT% 1st Half	5-10	50.0%	2nd half:	10-12	83.3%	OT:	4-4	100.0	Game:	73.1%	3

LSU	FG-A	3FG-A	FT-A	REB	PF	TP	A	TO	BLK	S	MIN
WHITE, Malcolm f	2-3	0-0	1-4	3	4	5	0	1	0	0	19
WARREN, Storm f	4-6	0-0	0-0	5	3	8	0	3	0	1	22
STRINGER, Andre g	6-15	4-8	0-0	2	3	16	5	2	0	2	33
TURNER, Ralston g	5-16	1-9	4-4	6	4	15	1	3	0	1	35
DOTSON, Aaron g	2-8	1-3	4-6	5	2	9	3	5	1	0	37
GREEN, Garrett	4-6	0-0	1-3	4	1	9	0	0	2	0	20
BASS, Chris	2-2	0-0	0-0	0	2	4	1	1	0	0	14
LUDWIG, Eddie	0-0	0-0	0-0	1	0	0	0	0	0	1	11
COURTNEY, Jalen	0-0	0-0	0-0	0	0	0	0	0	0	0	1
HARRIS, Dennis	0-2	0-0	0-0	3	2	0	0	1	1	0	15
DERENBECKER, Matt	1-6	1-2	0-0	1	2	3	3	0	0	0	18
Team				5							
Totals	26-64	7-22	10-17	35	23	69	13	16	4	5	225

FG% 1st Half	14-25	56.0%	2nd half:	10-31	32.3%	OT:	2-8	25.0%	Game:	40.6%	DB
3FG% 1st Half	2-6	33.3%	2nd half:	4-11	36.4%	OT:	1-5	20.0%	Game:	31.8%	Reb
FT% 1st Half	5-7	71.4%	2nd half:	5-8	62.5%	OT:	0-2	0.0%	Game:	58.8%	2

Officials: Tony Greene, Anthony Jordan, Mike Nanc
 Technical Fouls: Coastal -- None. LSU -- None.
 Attendance: 6425

Coastal Carolina 30-34-14 -- 78
 LSU 35-29-5 -- 69

--

Game 10 - LSU 78, McNeese 66 (ot)

12/16/10 7 p.m. at Maravich Center (Baton Rouge, LA)

MCNEESE	FG-A	3FG-A	FT-A	REB	PF	TP	A	TO	BLK	S	MIN
RICHARD, Patrick f	3-9	0-2	0-0	5	3	6	0	1	0	1	28
ALAWOYA, P. J. f	4-6	0-0	2-4	11	2	10	0	2	0	3	36
RICHARD, Daniel f	0-2	0-0	0-0	1	3	0	1	2	0	1	14
KAPELAN, Diego g	1-13	1-10	5-6	2	3	8	2	0	0	0	27
COLLINS, Curry g	6-10	2-3	1-2	3	0	15	2	0	0	1	43
MITCHELL, Jeremie	0-1	0-1	0-0	0	0	0	0	1	0	0	4
CANNON, Dontae	0-1	0-0	0-0	0	2	0	0	1	0	0	2
REGIS, Brandon	1-1	0-0	0-0	0	1	2	0	0	0	0	0
MARTIN, Stephan	5-11	2-6	2-2	4	1	14	3	3	0	3	30
KONATE, Mari	3-4	1-1	0-0	2	1	7	0	0	0	1	14
DAVID, Preston	2-7	0-0	0-1	8	4	4	1	2	6	1	27
QUEEN, Tyson	0-0	0-0	0-0	0	0	0	0	0	0	0	0+
Team				3							
Totals	25-65	6-23	10-15	39	20	66	9	12	6	11	225

FG% 1st Half	12-27	44.4%	2nd half:	10-27	37.0%	OT:	3-11	27.3%	Game:	38.5%	DB
3FG% 1st Half	2-9	22.2%	2nd half:	4-9	44.4%	OT:	0-5	0.0%	Game:	26.1%	Reb
FT% 1st Half	2-2	100.0%	2nd half:	8-13	61.5%	OT:	0-0	0.0%	Game:	66.7%	3, 1

LSU	FG-A	3FG-A	FT-A	REB	PF	TP	A	TO	BLK	S	MIN
WHITE, Malcolm f	4-5	0-0	5-10	9	3	13	0	2	3	1	40
WARREN, Storm f	8-12	0-0	1-2	6	2	17	1	2	1	1	35
STRINGER, Andre g	5-12	2-5	3-4	6	3	15	5	4	2	0	38
TURNER, Ralston g	6-15	3-10	8-10	2	3	23	3	3	0	1	41
DOTSON, Aaron g	1-7	0-3	5-5	3	2	7	3	1	1	0	31
GREEN, Garrett	1-4	1-1	0-0	3	2	3	1	0	0	0	14
BASS, Chris	0-1	0-0	0-0	3	0	0	2	1	0	0	11
LUDWIG, Eddie	0-0	0-0	0-0	0	0	0	0	0	0	0	2
DERENBECKER, Matt	0-1	0-1	0-0	1	1	0	1	0	0	0	13
Team				7							
Totals	25-57	6-20	22-31	40	16	78	16	13	7	3	225

FG% 1st Half	10-29	34.5%	2nd half:	10-22	45.5%	OT:	5-6	83.3%	Game:	43.9%	DB
3FG% 1st Half	4-11	36.4%	2nd half:	1-8	12.5%	OT:	1-1	100.0%	Game:	30.0%	Reb
FT% 1st Half	5-8	62.5%	2nd half:	10-14	71.4%	OT:	7-9	77.8%	Game:	71.0%	3

Officials: Mike Stuart, Mike Kitts, Les Jones
 Technical Fouls: McNeese -- None. LSU -- None.
 Attendance: 6445

McNeese State 28-32--6 -- 66
 LSU 29-31-18 -- 78

Game 11 - Wichita State 70, LSU 69

12/18/10 7 p.m. at CenturyTel Center (Bossier City, La.)

WICHITA	FG-A	3FG-A	FT-A	REB	PF	TP	A	TO	BLK	S	MIN
ELLIS, Aaron f	1-4	0-0	0-0	4	5	2	0	2	0	0	17
DURLEY, J. T. c	4-11	1-3	4-4	4	4	13	0	2	1	0	28
HATCH, Graham g	2-4	0-2	0-1	5	3	4	1	2	0	0	33
MURRY, Toure' g	3-12	0-3	7-8	5	3	13	2	5	0	3	32
KYLES, David g	3-10	3-8	4-4	7	1	13	0	2	0	1	33
RAGLAND, Joe	2-2	0-0	2-2	0	1	6	0	0	0	0	19
WILLIAMS, Demetric	0-0	0-0	0-0	0	0	0	0	0	0	0	1
SMITH, Ben	0-0	0-0	0-0	0	0	0	1	0	0	0	2
BLAIR, Gabe	2-5	0-0	3-7	8	3	7	0	0	2	0	23
STUTZ, Garrett	4-4	1-1	3-4	2	4	12	0	2	0	0	12
Team				6							
Totals	21-52	5-17	23-30	41	24	70	4	15	3	4	200

FG% 1st Half	11-27	40.7%	2nd half:	10-25	40.0%	Game:	21-52	40.5%	DB
3FG% 1st Half	1-6	16.7%	2nd half:	4-11	36.4%	Game:	5-17	29.4%	Reb
FT% 1st Half	14-17	82.4%	2nd half:	9-13	69.2%	Game:	23-30	75.7%	1

LSU	FG-A	3FG-A	FT-A	REB	PF	TP	A	TO	BLK	S	MIN
WHITE, Malcolm f	1-4	0-0	1-2	1	2	3	0	3	0	0	19
WARREN, Storm f	1-1	0-0	0-0	4	4	2	0	2	0	1	13
STRINGER, Andre g	5-15	2-8	6-8	2	2	18	1	2	0	1	32
TURNER, Ralston g	6-13	5-9	4-4	2	4	21	0	2	0	0	31
DOTSON, Aaron g	1-3	0-0	0-0	2	4	2	2	0	0	0	25
GREEN, Garrett	3-7	1-1	8-12	13	3	15	0	1	2	1	33
BASS, Chris	1-3	0-0	0-0	0	0	2	2	1	0	2	20
LUDWIG, Eddie	0-3	0-0	2-2	3	0	2	0	0	0	0	5
COURTNEY, Jalen	0-1	0-1	0-0	0	0	0	0	0	0	0	2
HARRIS, Dennis	0-1	0-0	0-0	2	1	0	0	0	0	0	6
DERENBECKER, Matt	1-5	0-2	2-3	1	2	4	1	0	0	1	14
Team				6							
Totals	19-56	8-21	23-31	36	22	69	6	11	2	6	200

FG% 1st Half	8-35	22.9%	2nd half:	11-21	52.4%	Game:	19-56	33.9%	DB
3FG% 1st Half	1-10	10.0%	2nd half:	7-11	63.6%	Game:	8-21	38.1%	Reb
FT% 1st Half	6-7	85.7%	2nd half:	17-24	70.8%	Game:	23-31	74.2%	5

Officials: Doug Sirmons, Pat Adams, Earnie Pheal
 Technical Fouls: Wichita State -- None. LSU -- None.
 Attendance: 2165

Wichita State 37-33 -- 70
 LSU 23-46 -- 69

Game 12 - North Texas 75, LSU 55

12/22/10 7 p.m. at Maravich Center (Baton Rouge, LA)

NORTH TEXAS	FG-A	3FG-A	FT-A	REB	PF	TP	A	TO	BLK	S	MIN
ODUFUWA, George f	5-12	0-0	1-2	9	2	11	0	2	1	3	33
KNOX, Ben c	1-2	0-0	0-0	5	1	2	1	1	1	0	21
WHITE, Josh g	7-12	0-2	5-5	2	1	19	2	1	0	1	32
THOMPSON, Tristan g	5-9	0-2	4-4	2	2	14	0	5	0	0	31
SHORTER, Shannon g	1-5	1-2	2-2	5	0	5	2	1	0	1	21
JOHNSON, D.	5-9	1-2	0-0	3	2	11	2	1	0	2	25
REDMOND, Avery	0-0	0-0	0-0	0	0	0	0	1			

Game 13 - LSU 62, Southern 41

12/27/10 6 p.m. at Maravich Center (Baton Rouge, LA)

SOUTHERN	FG-A	3FG-A	FT-A	REB	PF	TP	A	TO	BLK	S	MIN
INGRAM, Julius f	1-7	0-0	0-0	7	4	2	0	3	1	2	30
BOL, Madut c	3-7	0-0	0-0	4	3	6	0	0	1	0	13
WHITE, Brandon g	3-10	0-1	2-4	6	1	8	1	4	0	1	30
GRACE, Jameel g	2-6	1-3	3-4	7	1	8	0	3	0	0	33
SANFORD, Blake g	0-8	0-4	1-2	1	0	1	0	1	0	0	22
COLEMAN, Frederick	0-2	0-0	0-0	2	3	0	1	1	0	0	15
WEBB, Neal	3-5	0-1	0-0	1	1	6	0	0	0	2	23
COLEMAN, Patrick	0-2	0-1	0-0	0	0	0	0	0	0	0	7
CHASE, Ray Ray	5-9	0-0	0-1	8	1	10	0	3	2	3	27
Team				3							
Totals	17-56	1-10	6-11	39	14	41	2	15	4	8	200

FG% 1st Half	4-26	15.4%	2nd half:	13-30	43.3%	Game:	17-56	30.4%	DB
3FG% 1st Half	1-5	20.0%	2nd half:	0-5	0.0%	Game:	1-10	10.0%	Reb
FT% 1st Half	3-4	75.0%	2nd half:	3-7	42.9%	Game:	6-11	54.5%	2

LSU	FG-A	3FG-A	FT-A	REB	PF	TP	A	TO	BLK	S	MIN
GREEN, Garrett f	1-6	0-0	1-2	4	3	3	0	2	1	0	15
WARREN, Storm f	2-6	0-0	1-1	6	2	5	3	1	1	3	27
STRINGER, Andre g	2-11	2-8	0-0	5	1	6	4	1	0	0	32
TURNER, Ralston g	6-14	3-9	0-0	2	0	15	1	2	1	1	26
DOTSON, Aaron g	1-3	0-0	4-4	4	2	6	3	0	0	1	20
BASS, Chris	0-1	0-0	0-0	2	0	0	2	3	0	1	15
WHITE, Malcolm	7-11	0-0	2-4	11	2	16	0	2	3	0	24
LUDWIG, Eddie	1-3	0-0	0-1	4	1	2	0	0	0	1	9
COURTNEY, Jalen	0-0	0-0	1-2	1	0	1	0	0	0	0	5
DERENBECKER, Matt	3-7	2-4	0-0	2	2	8	3	0	0	1	24
POPULIST, Daron	0-0	0-0	0-0	0	0	0	0	0	0	0	3
Team				4							
Totals	23-62	7-21	9-14	45	13	62	16	11	6	8	200

FG% 1st Half	10-33	30.3%	2nd half:	13-29	44.8%	Game:	23-62	37.1%	DB
3FG% 1st Half	3-12	25.0%	2nd half:	4-9	44.4%	Game:	7-21	33.3%	Reb
FT% 1st Half	5-9	55.6%	2nd half:	4-5	80.0%	Game:	9-14	64.3%	2

Officials: Tom Eades, Rick Hartzell, Roger Ayers
 Technical Fouls: Southern -- None. LSU -- None.
 Attendance: 6739

Southern 12-29 -- 41
 LSU 28-34 -- 62

Game 14 - Rice 74, LSU 68

12/29/10 7 p.m. at Tudor Fieldhouse (Houston, Texas)

LSU	FG-A	3FG-A	FT-A	REB	PF	TP	A	TO	BLK	S	MIN
WHITE, Malcolm f	1-4	0-0	0-0	4	5	2	1	0	0	0	13
GREEN, Garrett f	2-5	0-0	0-0	3	3	4	0	0	0	1	12
STRINGER, Andre g	5-12	4-8	5-8	0	5	19	4	2	0	2	27
TURNER, Ralston g	4-18	4-12	2-5	2	4	14	1	1	0	1	30
DOTSON, Aaron g	1-2	0-0	0-1	1	5	2	0	2	0	0	18
BASS, Chris	1-2	1-1	0-0	1	0	3	8	1	0	2	24
LUDWIG, Eddie	0-0	0-0	0-0	4	5	0	0	1	0	2	13
COURTNEY, Jalen	0-1	0-0	0-0	0	2	0	0	1	0	0	8
DERENBECKER, Matt	5-9	3-6	4-5	3	2	17	0	1	0	0	23
WARREN, Storm	3-8	0-0	1-5	9	4	7	0	2	0	1	29
POPULIST, Daron	0-1	0-1	0-0	0	2	0	0	0	0	0	3
Team				4							
Totals	22-62	12-28	12-24	31	37	68	14	11	0	9	200

FG% 1st Half	9-26	34.6%	2nd half:	13-36	36.1%	Game:	22-62	35.5%	DB
3FG% 1st Half	8-14	57.1%	2nd half:	4-14	28.6%	Game:	12-28	42.9%	Reb
FT% 1st Half	0-5	00.0%	2nd half:	12-19	63.2%	Game:	12-24	50.0%	6

RICE	FG-A	3FG-A	FT-A	REB	PF	TP	A	TO	BLK	S	MIN
KAZEMI, Arsalan f	4-6	0-0	11-17	17	3	19	1	1	1	2	31
KUIPERS, Lucas f	4-7	1-3	0-0	3	3	9	1	1	0	0	27
ABRAHAM, Trevan g	2-2	0-0	1-2	1	4	5	0	1	0	0	12
JACKSON, Tamir g	4-5	0-0	8-13	3	2	16	4	5	0	1	34
PFLIEGER, Cory g	2-4	1-3	0-1	1	0	5	3	2	0	1	34
SCHWARZE, Nate	0-0	0-0	0-0	0	0	0	1	0	0	0	6
FRIZZELLE, Connor	2-11	0-3	9-10	3	2	13	0	1	0	0	23
BRAIMOH, Suleiman	2-2	0-0	1-2	4	3	5	0	0	0	0	14
BEASLEY, Bryan	0-0	0-0	2-2	2	2	2	0	1	1	1	9
STANTON, Trey	0-1	0-1	0-0	3	1	0	0	2	1	0	10
Team				2							
Totals	20-38	2-10	32-47	39	20	74	10	14	3	5	200

FG% 1st Half	9-19	47.4%	2nd half:	11-29	37.9%	Game:	20-38	52.6%	DB
3FG% 1st Half	1-4	25.0%	2nd half:	1-6	16.7%	Game:	2-10	20.0%	Reb
FT% 1st Half	12-21	57.1%	2nd half:	20-26	76.9%	Game:	32-47	68.1%	9

Officials: Gary Maxwell, James Breeding, Brent Meaxu
 Technical Fouls: Rice -- None. LSU -- Ralston.
 Attendance: 3358

LSU 26-42 -- 68
 Memphi 31-43 -- 74