

12 University of North Texas

December 22, 2010 * 7 p.m. * Cox Sports TV
Baton Rouge, La. * Pete Maravich Assembly Center

LSU (7-4)

November

Fri. 12	NORTHWESTERN STATE	W, 87-78
Tues. 16	NICHOLLS STATE	L, 53-62
Thurs. 18	TENN-MARTIN (CST)	W, 79-56
Sun. 21	Memphis (at Tupelo, Miss.)(CBSCS)	L, 60-71
Wed. 24	CENTENARY	W, 78-36
Sun. 28	at South Alabama (CSS)	W, 80-65
Tues. 30	HOUSTON	W, 73-57

December

Sat. 11	CENTRAL MICHIGAN (CST)	W, 59-55
Mon. 13	COASTAL CAROLINA	L, 69-78 (ot)
Thurs. 16	MCNEESE (CST)	W, 78-66 (ot)
Sat. 18	WICHITA STATE (at Bossier City)(CST)	L, 69-70
Wed. 22	NORTH TEXAS (CST)	7 p.m.
Mon. 27	SOUTHERN (CST)	6 p.m.
Wed. 29	at Rice (CBSCS)	7 p.m.

January

Sun 2	at Virginia (FSN)	4:30 p.m.
Sat. 8	*at Auburn (FSN)	5 p.m.
Wed. 12	*ARKANSAS (SEC Network)	7 p.m.
Sat. 15	*at Kentucky (SEC Network)	3 p.m.
Sat. 22	*OLE MISS (SEC Network)	12:30 p.m.
Wed. 26	*at Tennessee (SEC Network)	7 p.m.
Sat. 29	*at Alabama (FSN)	7 p.m.

February

Wed. 2	*SOUTH CAROLINA (SEC Network)	7 p.m.
Sat. 5	*MISSISSIPPI STATE (SEC Network)	3 p.m.
Wed. 9	*at Ole Miss (CSS/CST)	8 p.m.
Sat. 12	*at Arkansas (SEC Network)	7 p.m.
Thurs. 17	*ALABAMA (ESPN/ESPN2)	8 p.m.
Sun. 20	*FLORIDA (ESPN/ESPN2)	Noon
Wed. 23	*at Mississippi State (CSS/CST)	8 p.m.
Sat. 26	*VANDERBILT (SEC Network)	12:30 p.m.

March

Wed. 2	*at Georgia (SEC Network)	7 p.m.
Sat. 5	*AUBURN (FSN)	6 p.m.
March 10-13 SEC Tournament (Atlanta, Ga.)		

On the Air

Radio • LSU Sports Radio Network

Jim Hawthorne, play-by-play
Kevin Ford, host/analyst
Ricky Blanton, analyst

Television • Cox Sports TV

Lyn Rollins, play-by-play
Collis Temple III, analyst



PROJECTED LSU LINEUP (BASED ON LAST GAME)

PG 10 Andre Stringer (5-9, Fr., Jackson, Miss.) 15.5 ppg, 2.5 rpg, 2.9 apg

Had 21 points on two occasions ... Hit four treys for the fourth time this season against Coastal Carolina (12/13) ... Started at point since third game ... Long-range shooter has hit 25 treys (2.3 a game) ... Led the team in scoring in seven games, double figures in 10 ... 25-of-66 (37.9% from arc), 57-70 at the line (81.4%) ... Averages 28.7 mpg.

G 22 Ralston Turner (6-6, Fr., Muscle Shoals, Ala.) 14.2 ppg, 3.1 rpg, 1.7 apg

Had team season high of 23 against McNeese (12/16) ... Had 21 against Wichita State (all in the second half) with five treys (12/18) ... 25-of-64 from the arc (39.1 percent) ... 23 points is a team high as is 41 minutes against McNeese in the overtime game ... Eight games in double figures ... 35-of-47 at charity stripe (74.5 percent).

G 45 Aaron Dotson (6-4, So., Seattle Wash.) 9.5 ppg, 2.9 rpg, 2.4 apg

Dotson has played with more confidence this year after showing signs of rust after having a high school knee injury ... He has been in double figures four times ... more treys (11 to 7) and points (103-to-94) then last year ... 11-of-21 from arc.

F 24 Storm Warren (6-7, Jr., Monroe, La.) 7.5 ppg 6.5 rpg

One of bigger rebound games of career vs. Nicholls (11/16) with 14 ... Had second double double, 11th career, vs. Houston (11/30) with 12 points, 11 rebounds ... Started 42 straight games ... Vs. Wichita (12/18), played just 13 minutes, 2 points.

F 5 Malcolm White (6-9, Jr., Baton Rouge, La.) 8.3 ppg, 5.0 rpg 1.3 bpg

White played first game in over a year vs. NW St. (11/12) after transferring from Ole Miss ... Had three blocks and was in double figures (12) ... Led team in scoring vs. C. Michigan (12/11) ... First college double double with 12 points 15 rebounds vs. UTM (11/18) ... Had 13 pts, 9 reb vs. McNeese (12/16) ... 34-of-67 from field ... 19 min, 3 pts vs. Wichita (12/18).

STORYLINES

- This past week, LSU played two overtime games and a game that was decided in the final seven seconds. Against Coastal Carolina (11/13), LSU rallied from nine down to force overtime ... Against McNeese (11/16), the Tigers rallied from three down in the final 90 seconds to force overtime ... Against Wichita State, LSU was down 17 with one minute to go in the first half and rallied to take a four-point lead in the final minute.

- In a single overtime period ... LSU is now 2-2 in overtime in the Trent Johnson era.

- In the last three games, LSU is just 7-27 from the arc in the first half, compared to 12-30 in the second half ... LSU was out rebounded an average of 5.7 boards in the first half, while holding a 0.3 advantage in the second half.

- LSU's win versus Central Michigan (12/11) was just the fifth for LSU in the Trent Johnson era when trailing with 10 minutes to play (5-27) and 5

- minutes to play (5-30) ... With LSU scoring just 59 points, it marked just the third win in 22 games in the Trent Johnson era that LSU has won when scoring less than 60 points.

- LSU's win over McNeese with 78 points marked the Tigers' 33rd win in 37 games when scoring 70 points or more in the Trent Johnson era.

- This marks the first time LSU plays North Texas in the first game of a home-and-home series.

BREAKDOWN

LSU

Record	7-4
Ranking	N/A
Last Game	December 18 in Baton Rouge lost to Wichita State (69-70)

Head Coach	Trent Johnson
Career Record	204-153/12th season
LSU Record	45-32/3rd season
vs. North Texas:	1-1

University of North Texas

Record	9-2
Ranking	N/A
Last Game	December 19 in Denton defeated Texas State, 85-62

Head Coach	Johnny Jones
Career Record	174-139 (11th season)
UNT Record	159-123 (10th season)
vs. LSU	First meeting

Upcoming LSU Basketball Media Calendar

27 MONDAY Game No. 13 Southern at LSU (new time, 6 p.m.) Maravich Center. TV: CST. Radio: LSU Sports Radio Network (100.7 FM in Baton Rouge)	28 TUESDAY Depart for Houston for Rice Game on Dec. 29	22 WEDNESDAY Game No. 12 North Texas at LSU, 7 p.m. (Maravich Center), TV: CST. Radio: LSU Sports Radio Network (100.7 FM in Baton Rouge)	23 THURSDAY Off	24 FRIDAY Off	25 SATURDAY Off Merry Christmas	26 SUNDAY Practice Sunday evening
---	--	--	-------------------------------------	-----------------------------------	--	---

LSU Media Services

Media Availability

Coach Trent Johnson is available in his office for early morning appointments and phone interviews. Please contact Basketball SID Kent Lowe (225-578-1864, clowe@lsu.edu) at least 24 hours in advance.

SEC Teleconference

The 12 SEC coaches are featured on a teleconference each Monday, January through March through the conference season. The conference starts at 10 a.m. (CST). Coach Johnson is on at 10:28 a.m. CST. To access the media only number contact Kent Lowe or the SEC Media Relations Office (205-458-3010).

Media Sessions

Coach Johnson meets with the media two days prior to games, before practice at a time to be announced, in the practice facility meeting room. Some travel and scheduling issues may change the time and day so media should contact the Sports Information Office to confirm start time.

The Trent Johnson Show

Presented by Capital One Bank

The weekly call-in show takes place Mondays at 7 p.m. from T.J. Ribs on Acadian Thruway ... The show airs in Baton Rouge on local flagship New Country 100.7 FM The Tiger, on the Internet at www.LSUports.net and on many LSU Sports Radio Network affiliates.

Inside LSU Basketball

Coach Johnson's weekly TV show is on a state-wide network ... WBRZ-TV, Channel 2, airs the show at 10:35 p.m. Sundays returning to the air on Jan. 9. Television affiliates for the show are listed online at LSUsports.net/tvaffiliates

Player Media Sessions

The players will be available at the media sessions that are normally conducted two days prior to the game. Please let Kent Lowe (225-578-1864, clowe@lsu.edu) know which players you would like to have at the media session at least 24 hours in advance.

Post Game

Coach Johnson will be in the media room of the practice facility after the game and the NCAA cooling off period ... Requested players will be brought to the practice facility media room as well. ... THE LSU DRESSING ROOM IS CLOSED ... To reach the media room, take the Northwest Corridor portal (where the LSU team enters the floor) ... When reaching the multi-purpose room and the glass doors, turn right ... Before reaching the steps, turn left and then take a right down the first hallway to the double wood doors and enter the media room. LSU marshalls will help direct you to the area ... The visiting coach has an interview area (where the pre-game meal is served) that he can use for his post-game media obligations if he wishes.

WHO TO CONTACT

Sports Information Office

(225) 578-8226

Michael Bonnette - mbonnet@lsu.edu

Assoc. AD/Sports Information Director

C. Kent Lowe - clowe@lsu.edu

Sr. Assoc. Sports Information Director (Basketball Contact)

Jake Terry - jterry9@lsu.edu

Associate Sports Information Director (Social Media)

LSU Television

Kevin Wagner - jwagne2@lsu.edu

LSU Radio

Jim Hawthorne - lsuradio@lsu.edu

LSU Sports Information Mailing Address

P.O. Box 25095, Baton Rouge, LA 70894

ON THE INTERNET

www.LSUports.net/media

The Official Website of LSU Athletics is home to all the basketball information you need. Schedules, results, rosters, bios, statistics and game notes can be found and are always up to date.

<http://media.lsuports.net>

Media can access images for all LSU athletic teams, including action shots, heads shots, logos, etc. To gain access to the high-resolution pictures, email Michael Bonnette. You will be assigned a login and password that will enable you to retrieve pictures. This service is for the media use only.

LSUports.net/media

Request credentials online, go to the men's basketball link.



LSU Basketball on Twitter & Facebook

facebook.com/lsubasketball
twitter.com/lsubasketball
twitter.com/lసుcoachjohnson
twitter.com/lసుmediaalerts
LSUsports.net/connect

Trent Johnson

Head Coach • 3rd year at LSU (12th year as head coach)

Trent Johnson believes the LSU basketball program is moving forward.

With an outstanding recruiting class of student-athletes that fit the LSU program, Johnson is anxious to see this group "be a team" in 2010-11.

As Johnson, the 20th head men's basketball coach at LSU enters his third season, he seeks to build on more than a decade of excellence at LSU, Stanford and Nevada. Having earned Conference Coach of the Year in all three leagues (WAC, Pac-10 and SEC), Johnson and his staff continue toward maintaining LSU basketball as one of the premier programs in the country.

In his first season at LSU, Johnson led the Tigers to 27 wins, tied for the third most wins in a season in LSU history, and won the SEC regular season championships with a record of 13-3. LSU returned to the NCAA Tournament for the first time since 2006, advancing to the second round before falling, 84-70, to North Carolina. In the opening round, LSU defeated nationally-ranked Butler.

Coach Johnson, who eats, sleeps and drinks college basketball year round, believes in both development on the court and also personal, social and academic development. As players grasp his vision for success, they have the opportunity to embrace playing in a face-paced system, executing in the half court and defending and rebounding at a high level.

Johnson has a record of success that continues here at LSU. His team will have to blend together and learn from a coach that is a fierce competitor who exudes and demands toughness.

His devotion to the team, his protective beliefs toward his players and his loyalty to his former players is evidenced by the fact that three of his former players are now members of the LSU basketball staff. Johnson is a program builder and he has re-established the base of the LSU program by visiting with former players and coaches to bring together the past, present and the future of the program.

Johnson also is charged with the development of athletes both on and off the court. Off the court, he is working hard to make sure student-athletes understand the "student" part of their days at LSU. At all three spots in his head coach-

ing career, he has developed not just successful athletes and winning basketball teams, but young men who are having success in life.

In his head coaching career, he has taken teams in seven of the last eight seasons to post-season play, including five NCAA appearances. In addition, Johnson has seen six of his former assistant coaches become head coaches at successful programs.

Johnson has been rewarded as the consensus SEC Coach of the Year and was a finalist for four national coach of the year honors as he became the first LSU men's basketball coach to win the league title and take the team to post-season play in his first year at the school.

Under Johnson's watch, he has already coached an SEC POY in Marvyn Thomas who now plays for the NO Hornets, Garrett Temple who is in his second year in the NBA with the San Antonio Spurs and Tasmir Mitchell, who finished his career as the third all-time leading scorer and sixth all-time rebounder in school history.

Thornton, Temple and Mitchell represent Johnson's ability to teach and mold a well-rounded basketball player into having both a good offensive and defensive presence that can benefit the team and provide a chance to play at the next level.

Johnson has always been a big believer in special causes and joined former LSU basketball coach Dale Brown and star center Shaquille O'Neal in cutting series of commercials that aired nationally for the "Be A Match" organization in support of bone marrow donors.

This past June, Johnson was part of a 10-day trip to Africa as part of the TRIAD Trust program that was established to stop the transmission of HIV through culturally relevant, locally sustainable health and life skills education-based programs in communities affected by HIV/AIDS.

He also is a member of the Board of Directors of the National Association of Basketball Coaches and has served on the NABC Special Committee on Recruiting and Access.

Johnson, who was born in Berkeley, Calif., and call Seattle, Wash., his home, is married to Jackie and they have two children: a daughter, Tinishia, 27, and a son, Terry, 24.



The Johnson File

NAME: Trent Johnson
BIRTH DATE: September 12, 1956
AGE: 54
BIRTHPLACE: Berkeley, Calif.
HOMETOWN: Seattle, Wash.
WIFE: Jackie
CHILDREN: Tinishia (27), Terry (24)
COLLEGE: BS, Boise State University, 1986

PLAYING EXPERIENCE

Boise State University (Boise, Idaho)
 Finished in the top 10 in career scoring and rebounding at the school ... In 1976, team advanced to NCAA Tournament after winning the Big Sky Tournament ... In his junior year, named the Most Improved Player and in his final season was named All-Big Sky.

COACHING EXPERIENCE

1986-89 - Assistant Coach, Utah
1989-92 - Assistant Coach, University of Washington
1992-96 - Assistant Coach, Rice
1996-99 - Assistant Coach, Stanford
1999-04 - Head Coach, University of Nevada ... Compiled a 79-74 overall record ... 2003 team went to NIT, 2004 team won WAC Tourney and advanced to the NCAA Sweet 16.
2004-08 - Head Coach, Stanford ... Four year record of 80-47 ... Team advanced to post-season play each of his four years, 2008 team won 28 games and advanced to the NCAA Sweet 16.
April 10, 2008 -- Named the 20th Head Basketball Coach at LSU.
2008-09 -- LSU wins the SEC title with 13-3 record, finishes 27-8 and advances to the second round of NCAA Tournament to push mark to seven straight years of coaching teams to post-season play.
Nov. 24, 2010 -- Won his 200th game as a collegiate head coach (78-36, vs. Centenary).

LEAGUE COACH OF THE YEAR HONORS

2003 -- Western Athletic Conference
2008 -- Pac-10
2009 -- Southeastern Conference

The Trent Johnson Record

YEAR	SCHOOL	/---OVERALL---/		/---CONF.---/		FINISH
		W-L	PCT.	W-L	PCT.	
1999-00	Nevada	9-20	.310	6-10	.375	3rd-Big West
2000-01	Nevada	10-18	.357	3-13	.187	9th-WAC
2001-02	Nevada	17-13	.567	9-9	.500	5th-WAC
2002-03	Nevada	18-14	.562	11-7	.611	4th-WAC NIT First Round
2003-04	Nevada	25-9	.735	13-5	.722	1st WAC/Tourney Champ; NCAA Sweet 16
2004-05	Stanford	18-13	.581	11-7	.611	4th-Pac 10/NCAA First Round
2005-06	Stanford	16-14	.533	11-7	.611	5th-Pac 10/NIT Second Round
2006-07	Stanford	18-13	.581	10-8	.555	6th-Pac 10/NCAA First Round
2007-08	Stanford	28-7	.800	13-5	.722	2nd-Pac10/NCAA Sweet 16
2008-09	LSU	27-8	.771	13-3	.812	1st-West, SEC Champs, NCAA 2nd rd.
2009-10	LSU	11-20	.354	2-14	.125	6th-West
2010-11	LSU	7-4	.636			
Totals	12 Years	204-153	.571	102-88	.536	7 tournaments, 2 NCAA Sweet 16
	Nevada	5 Years	79-74	.516	.488	1 WAC title, 1 NCAA Sweet 16
	Stanford	4 Years	80-47	.630	.625	4 tournaments, 1 NCAA Sweet 16
	LSU	3 Years	45-32	.584	.469	1 SEC Title, 1 NCAA 2nd Rd.

CAREER SPECIALTY NUMBERS

CAREER DOUBLE-FIGURE GAMES

Storm Warren 24
 Andre Stringer 10
 Aaron Dotson 7
 Ralston Turner 8
 Dennis Harris 5
 Malcolm White 5
 Matt Derenbecker 1
 Garrett Green 1

CAREER DOUBLE-FIGURE REBOUNDS

Storm Warren 12
 Garrett Green 1

CAREER DOUBLE-DOUBLES

Storm Warren 11
 Malcolm White 1
 Garrett Green 1

CAREER THREE-POINTERS

Andre Stringer 25
 Ralston Turner 25
 Aaron Dotson 19
 Chris Bass 10
 Daron Populist 7
 Matt Derenbecker 7
 Dennis Harris 5
 Garrett Green 5

CAREER ASSISTS

Chris Bass 165
 Aaron Dotson 56
 Andre Stringer 32
 Eddie Ludwig 28
 Storm Warren 24
 Ralston Turner 19
 Daron Populist 15
 Dennis Harris 14
 Garrett Green 14
 Matt Derenbecker 10
 Malcolm White 2

CAREER BLOCKS

Storm Warren 72
 Garrett Green 20
 Aaron Dotson 18
 Dennis Harris 15
 Malcolm White 14
 Chris Bass 7
 Andre Stinger 3
 Eddie Ludwig 3
 Ralston Turner 1
 Matt Derenbecker 1

CAREER STEALS

Storm Warren 61
 Chris Bass 37
 Eddie Ludwig 22
 Garrett Green 21
 Aaron Dotson 17
 Andre Stringer 14
 Dennis Harris 10
 Ralston Turner 7
 Malcolm White 4
 Matt Derenbecker 2
 Daron Populist 1

2010-11 LSU Men's Basketball Roster

NO.	NAME	CL.	POS.	HT.	WT.	EXP.	HOMETOWN/LAST SCHOOL
3	Garrett Green	Jr.	F	6-11	230	2VL	Woodland Hills, Calif/Taft HS
4	Chris Bass	Jr.	G	6-1	185	2VL	Baton Rouge, La./Lee Academy (Ma.)
5	Malcolm White	Jr.	F	6-9	225	RS	Baton Rouge, La./Ole Miss
10	Andre Stringer	Fr.	G	5-9	170	HS	Jackson, Miss./Forest Hill HS
13	Eddie Ludwig	So.	F	6-9	215	1L	Metairie, La./Metairie Park Country Day
14	Jalen Courtney	Fr.	F	6-8	210	HS	Jackson, Miss./Provine HS
15	Dennis Harris	So.	F	6-11	190	1L	Jonesboro, Ga./Mundy's Mill HS
21	Matt Derenbecker	Fr.	F	6-7	185	HS	Metairie, La./Metairie Park Country Day
22	Ralston Turner	Fr.	G	6-6	193	HS	Muscle Shoals, Ala./Muscle Shoals HS
24	Storm Warren	Jr.	F	6-7	230	2L	Monroe, La./Richwood HS
25	Daron Populist	So.	G	5-10	170	1L	Slidell, La./Salmen HS
41**	Justin Hamilton	Jr.	C	6-11	260	TR	Alpine, Utah/Iowa State
45	Aaron Dotson	So.	G	6-4	205	1L	Seattle, Wash./Rainier Beach HS
55**	Andrew Del Piero	So.	C	7-2	286	RS	Austin, Texas/Westlake HS

**redshirt in 2010-11 after transferring from Iowa State; **redshirt in 2010-11

Head Coach: Trent Johnson (Boise State, '86), 3rd year at LSU

Assistant Coach: Donny Guerinoni (Nevada, '01), 3rd year at LSU

Assistant Coach: Lynn Nance (Washington, '65), 1st year at LSU

Assistant Coach: Brent Scott (Rice, '03), 3rd year at LSU

Director of Basketball Operations: Nick Robinson (Stanford, '05), 2nd year at LSU

Executive Asst. to Head Coach: Brittany Carvalhido (Oklahoma State, '05), 1st year LSU men, 3rd year at LSU

A High School Correction

We must make note that there is a mistake in the written media guide publications on the high school of LSU's Andre Stringer ... He is actually from Forest HILL High School in Jackson, Miss., not Forest Park as appears in the guide ... He is one of two players from Jackson as Jalen Courtney came to LSU from Provine High.

Transactions

Center Andrew Del Piero was redshirted prior to the beginning of the season ... Dennis Harris sprained his left ankle the week of the season opener ... Missed the first seven games, but returned against Central Michigan (12/11) ... Eddie Ludwig has seen limited time due to a cut on his head.

The Numbers Game

Here are some of the important numbers with the LSU basketball program:

103 -- This is the 103rd season of basketball at LSU.

33-4 -- LSU record in Trent Johnson era when scoring at least 70 points.

3-19 -- Central Michigan win (12/11) was team's third when scoring less than 60 in the Trent Johnson era (59-55).

2-2 -- LSU record in overtime in Trent Johnson era (1-1 this season, C. Carolina, 12/13, McNeese 12/16)

5 -- No of wins in the Trent Johnson era when LSU trailed both at the 10 and 5 minute marks (last Central Michigan, 12/11)

1 -- One loss in Trent Johnson era when LSU scores at least 80 points (Aub, 1/20/10)

11 -- Number of career double doubles by Storm Warren (two this season)

10-0 -- Record when LSU shoots 50 percent or better in the Trent Johnson era (3-0 this year)

7 -- Number of times LSU has won when outrebounded in Trent Johnson era (7-20 record)

36-11 -- Record when LSU out rebounds opponent, but two losses this year (Nicholls, Memphis).

41-5 -- Record when LSU out shoot opponents.

1404 -- Number of LSU wins in program history (1,400 came 11/24 vs. Centenary)

6 -- Number of SEC titles LSU has won since 1980 (second most in SEC)

3 -- Number of SEC Championships won or shared since 2000 (2000, 2006, 2009)

10 -- Number of SEC championships LSU has won, second most in league.

Last Game - Wichita State 70, LSU 69 (December 18 -- Bossier City, La.)

The Tigers had one of their best second halves of the season Saturday night at the CenturyTel Center almost making a complete rally from 17 down that LSU found itself with a minute left in the first half ... LSU was down 14 at the start of the second half against Wichita State, 37-23, when after a Malcolm White free throw, the Tigers hit two consecutive three pointers by Ralston Turner and a three by Andre Stringer to cut the lead to 37-33 with 17:03 to go.

The Wichita lead see-sawed between two and eight before LSU tied the game at 63-63 at

the 2:03 mark ... Then off a Garrett Green block, on the other end he hit a three to give LSU a 66-63 lead with 1:16 to play ... LSU would lead 68-64 with 36 seconds to play but two three-pointers, the last with 7 seconds to play proved to be the difference for the Shockers.

Turner had his second straight game over 20 points with 21, all scored in the second half comeback ... It marked the first time this year an LSU player has had back-to-back 20 point games ... Stringer had 18 points and Green was able to record his first double double with career highs in points (15) and rebounds (13).

Numbers From the Game

The Tigers rebounded from a 22.9 percent first half shooting (8-35) while at the same time, Wichita made 11 field goals in 27 attempts and 14-of-17 free throws to just 6-of-7 for LSU ... But in the second half, it was LSU that was 17-of-24 at the line, while making 7-of-11 three-point field goals ... LSU's 11 turnovers were the second fewest this season by LSU ... LSU was out rebounded by Wichita State, 41-36 ... LSU in the past week, made 12-of-30 three pointers in the second half (40 percent), compared to just 7-of-27 in the three games first half ... In those same three games against Coastal Carolina, McNeese and Wichita State, LSU was out rebounded by a 5.7 average in the first half, but out rebounded teams +0.3 in the second half.

Every Thing On TV From Here On

The regional Cox Sports Television will have tonight's game and next Monday's Southern game to conclude their non-conference schedule that is available to some two million viewers along the Gulf South area ... A reminder that the Southern game will start an hour earlier at 6 p.m. ... It means that as part of the second-year of the Southeastern Conference's 15-year agreement with the ESPN family of networks, every game from here on out for the remainder of the season will be televised on some regional or national basis ... LSU's game at Rice (Dec. 29) has been picked up by CBS College Sports. LSU will make its first appearance on ACC Sunday Night Hoops on Jan. 2 on FSN at Virginia.

Once conference play starts, LSU has nine games on the regionally-syndicated SEC Network, three on FSN, two on CSS/CST and two on ESPN.

About North Texas, The Series

The Mean Green enters the game at 9-2 with the team's only two losses on the road at Kansas and at Sam Houston State ... The team is 2-2 on the road with wins at Texas State and at Texas Southern ... In its last game on Sunday, North Texas was an 85-62 winner over Texas State ... In that game, George Odufuwa scored 20 points, on 9-of-12 shooting, with five assists in 27 minutes, while Josh White scored 18 points as the only player to play more than 27 minutes (32) ... North Texas shot 53.6 percent from the field (30-56) and 41.2 percent from the arc (7-17) ... Odufuwa averages a double double with 11.5 points and 10.1 rebounds (according to UNT notes, one of 30 in the NCAA with a double double average) ... Tristan Thompson is their leading scorer at 17.8 points per game and Josh White averages 13.5 with Kedrick Hogans at 10.3 and Domingue Johnson at 10.1 ... This is the first game against North Texas and this is the first half of a home-and-home series between the two schools.

Former LSU player and assistant coach Johnny Jones is in his 10th season as the head coach at North Texas and his 11th season as a head coach ... He played at LSU in the early 1980s and was a playing member of the NCAA Final Four team in 1981 and an assistant coach for LSU on the 1986 NCAA Final Four team.

Season 40 At PMAC

It was the 1971-72 season that the first game was played in the then LSU Assembly Center, although the Tigers had to open on the road for the first five games before returning home to open the building on Jan. 3, 1972 against Vanderbilt, an 80-73 loss. The Tigers got their first win in the building on Jan. 6, 1972 against Georgetown, 90-71.

Last year, LSU was 11-7 in the Maravich Center, 9-1 in non-conference games ... LSU is 6-2 this season and 459-156 (74.6) all-time in the building and 246-35 in non-conference games (.878) ... Trent Johnson is 27-4 in home non-conference games.

Success At Home

The PMAC has proved to be a difficult place to play as since the start of the 2002-03 season, LSU has won 113 games, an average of 13.6 wins per year. LSU's win total is second only to Florida in the same time period (through play on Monday):

Florida 126

LSU 113

Vanderbilt 107

Kentucky 105

Tennessee 103

CAREER DOUBLE-DOUBLES

STORM WARREN (11)

Game	Date	Pts	Reb
Alcorn State	11/20/08	11	11
ULM	11/13/09	15	12
Indiana State	11/16/09	14	12
Western Ky.	11/17/09	20	11
UL-Laf.	12/1/09	18	16
N'wesern st.	12/12/09	21	16
SE Louisiana	12/14/09	14	12
Nicholls	12/17/09	13	11
Auburn	1/20/10	17	11
UT-Martin	11/18/10	12	11
Houston	11/30/10	12	11

MALCOLM WHITE (1)

Game	Date	Pts	Reb
UT-Martin	11/18/10	12	15

GARRETT GREEN (1)

Game	Date	Pts	Reb
Wichita St	12/18/10	15	13

LSU Scoring Runs

5-0	17
6-0	11
7-0	7
8-0	4
9-0	4
10-0	4
11-0	2 (UTM, C. Mich)
12-0	
13-0	
14-0	1 (Centenary)

Opp. Scoring Runs

5-0	10
6-0	9
7-0	6
8-0	4
9-0	3
10-0	
11-0	1 (C. Mich)
12-0	
13-0	
14-0	1 (C. Carolina)

COMPARING THE STATISTICS

Overall	LSU	UNT
Scoring Average	71.5	78.7
Opp. Scoring Average	63.0	74.0
Scoring Margin	+8.5	+4.7
FG Percentage	44.3	47.2
Opp. FG Percentage	38.0	44.0
3 PT FG Pct.	38.3	36.7
Opp. 3 PT FG Pct.	30.6	37.2
3FGs per Game	6.5	6.3
FT Percentage	69.9	76.5
Opp. FT Percentage	66.1	63.2
FT Made Per Game	18.5	21.4
Rebound Avg.	37.6	36.8
Opp. Rebound Avg.	34.1	34.6
Rebound Margin	+3.5	+2.2
Assists Average	12.5	15.0
TO Average	15.3	14.5
Blocks Average	4.2	3.0
Steals Average	6.7	5.3

Alabama 99
Arkansas 97
Mississippi State 95
South Carolina 90
Ole Miss 88
Auburn 87
Georgia 81

On The Road

The win by the Tigers at South Alabama on Nov. 28 marked the first win on an opponent's home court since the Tigers beat Kentucky on Feb. 28, 2009 ... Between home and neutral courts a year ago, LSU was 0-13, compared to the championship year of 2009 when LSU was 8-6, including 6-3 in SEC play ... LSU's last "neutral" court win was its first round NCAA win over Butler in March 2009 ... In program history, LSU is 401-569 on opponent's home courts ... Trent Johnson is 7-12 in true road games and 9-21 in all games away from the Maravich Center.

LSU Second In SEC Titles Over Last 30 Years

LSU has won 10 Southeastern Conference titles in its first 102 seasons and six of those have come since the 1980-81 seasons, which is second only to the 12 that Kentucky has won during that time period. Florida is third with four. Tennessee (3), Mississippi State (2), Alabama (2) and Arkansas (2) are the only ones with multiple conference regular season titles in that time period.

Good Nights Shooting

Three times this season, LSU has been able to shoot at least 50 percent from the field ... The first came in the opening game of the season (Nov. 12) against Northwestern State when LSU shot 60 percent (24-of-40) ... It marked the first time LSU shot 60 percent from the field since shooting 63.6 percent against Grambling State on Dec. 13, 2008 ... LSU's 32 free throw makes in the game were the seventh most free throw makes in LSU history.

At South Alabama (11/28), LSU was 16-of-24 in the first half to propel a 25-of-47 shooting game (53.2 percent) ... LSU was 12-of-17 from the three-point arc and shot 70.6 percent ... LSU made it two straight games at 50 percent or better against Houston (11/30), making 17-of-30 in the first half enroute to a 26-of-52 night (50.0%).

The Tigers are now 3-0 this year when shooting 50 percent or better and 10-0 overall in the Trent Johnson era.

The good shooting was what helped bring LSU back from a 17-point deficit against Wichita State in Bossier City on Saturday night as LSU shot 11-21 in the second half from the field (52.4 percent).

LSU has fallen to ninth in the SEC in field goal percentage (44.3 percent) and LSU is fifth in field goal percentage defense in the league at 38.0 percent.

The Arc

LSU fell below 40 percent from the three-point line for the season after going 7-of-22 (31.8%) against Coastal (12/13) ... The Tigers are 72-of-188 or 38.3 percent, behind only Kentucky, the only team over 40 percent, and Vanderbilt.

LSU has made an average of 6.5 treys a contest, an improvement from last season when LSU made 141 threes (an average of 4.5 a game) ... LSU made just 28.7 percent a year ago from the arc ... Last year, Aaron Dotson as a freshman made seven treys ... Through 11 games, he has 11; in fact, he is 11-of-21 for the season ... Andre Stringer and Ralston Turner have each made 25 ... The threesome of Stringer, Turner and Dotson have made 61 of LSU's 72 treys ... Dotson's three-point shooting percentage (52.4) is second in the league.

The South Alabama game, with LSU making 70.6 percent, marked the first time LSU had hit 70 percent in a game since Jan. 7, 1989 when LSU was 7-of-9 from the three-point line against Auburn (77.8 percent).

The Free Throws

LSU's season percentage is 69.9 percent (204-292) for the season as LSU has shot 41 more free throws than the opponents and made 38 more than opponents ... LSU is fourth in the league in free throw percentage.

Eddie Ludwig leads the team at 88.5 percent (23-of-26), with Andre Stringer at 81.4 percent (57-70). Aaron Dotson is hitting at a 77.3 percent clip (34-44) and Ralston Turner has made 35-of-47 (74.5 %). Ludwig is fourth in the league in free throw percentage, Stringer sixth and Dotson 10th.

Player Efficiency Quota

Like the quarterback ratings in the NFL, the NBA uses an efficiency scale to determine its top players ... It's the plus or minus number coaches look at when determining the success of a player's game night ... The quotient is based on a plus-minus + total of: (Points + Rebounds + Assists + Steals + Blocks) minus ((Field Goal Attempts - Field Goals Made) + (Free Throw Attempts - Free Throws Made) + Turnovers) ... Here is what the crack research staff at LSU came up with when applying the formula to some of the LSU players and their efficiency quota average coming into Thursday's game:

- Storm Warren - +12.0, down 0.7**
- Andre Stringer - + 11.8, down 0.4**
- Ralston Turner -- +10.7, up 0.3**
- Aaron Dotson -- +9.9, down 0.6**
- Malcolm White -- +8.7, down 1.2**
- Garrett Green -- +7.2, up 1.5**
- Eddie Ludwig -- +5.6, down 0.1**

The figure also comes into played in individual game totals for example against Houston (11/30), Storm Warren was a +24, but Aaron Dotson had the best single game total of the young season with a +25 against Memphis (11/21) ... In the game where Andre Stringer was MVP of the Coors Classic at South Alabama, he recorded a +22 (11/28) ... In the Wichita game, Garrett Green's 15 pt-13 reb game earned him a +22 efficiency mark.

Healthy Aaron Dotson

Hard work and patience has paid off for the Seattle sophomore as he has been able to play with confidence and full speed this season ... A knee injury at Rainier Beach HS caused him to miss most of his senior season after signing with LSU and it shook his confidence as a college freshman ... Fans are now seeing what coaches saw in practices and scrimmages from day one this year how far he has come ... Against Northwestern State (11/12), Dotson hit 5-of-5 field goals (one of only two players in the SEC to be perfect from the field on opening night) and scored 17 points in 27 minutes of play ... Against UT-Martin, Dotson hit 4-of-8 field goal attempts and 5-of-6 at the line to get 13 points and six rebounds in 19 minutes ... Against Memphis (11/21), Dotson scored 12 points and had one of the rare four-point plays with a long three-pointer and a free throw ... He has been in double figures in four of the games this season and hit 30-of-64 overall from the field and 11-of-21 from the arc, averaging 9.5 points a game (first time this season below double figures), compared to 3.2 points a season ago.

Bass Turning Assist Numbers

The junior, whose brother Brandon, was 2005 SEC Player of the Year and plays now for the NBA Orlando Magic, last year was one of the tops in the SEC in assist-to-turnover ratio with 97 assists and just 38 turnovers ... Bass again is positive in assist to turnover ratio with 25 assists and 15 turnovers ... In his career, Bass has 165 assists and 67 turnovers.

Andre Stringer

The freshman from Jackson had a unique streak of being the Tigers top scorer in each of the first six games and double figures for the first seven ... He leads the team in scoring at 15.5 points per game (seventh in the league), having made 25 three-pointers, including four games with four each ... Stringer is also good at getting to the line, averaging 6.4 free throw attempts a game ... He is averaging 28.7 minutes a game, 2.5 rebounds and 2.9 assists a contest (14th in the league) ... And, if that isn't enough, on Nov. 28 at South Alabama, the 5-9 point guard was credited with his first block of his college career, of which he now has three for the season.

Ralston Turner

Turner had the best game by any LSU player this season against McNeese State (12/16), scoring 23 points ... Turner hit three treys for the fourth time this season ... But what he did against Wichita may have been even more impressive as he scored all 21 points in the second half to lead LSU to a rally from 17 down in the first half to take the lead ... He became the first player this season to go back-to-back 20-plus point games and he had five treys in the game, tied for the second most by a player in the Trent Johnson era at LSU ... He is second on the team averaging 14.2 points per game and 3.1 rebounds ... Turner is ninth in the league in scoring ... He also became the first Tiger in almost a year to play more than 40 minutes, playing 41 in the overtime contest with McNeese ... Turner has started every game this season for LSU.

In the last two games, Turner has scored 44 points, hit 12-of-28 field goals, 8-of-19 three-pointers and 12-of-14 at the free throw line.

Freshman Scoring

Turner and Stringer are leading the freshman scoring group for the team that has account-

TIGER TRENDS		
LSU RECORD...	10-11	COACH JERA
In November	5-2	13-4
In December	2-2	13-5
In January		7-11
In February		9-7
In March		3-5
In April		
LSU vs. AP Ranked Opponents		
At home		0-4
On the road		0-1
Neutral	0-1	1-3
LSU's Record in Games...		
Decided by 5 pts or less	1-1	10-6
Decided by 10 pts or less	2-4	17-18
Decided by 11 pts or more	5-0	28-14
At night	6-3	33-18
During the day	1-1	12-14
Decided in Overtime	1-1	2-2
Televised	4-2	23-28
LSU's Record When Scoring...		
Less than 60 points	1-1	3-19
60-69 points	0-3	9-9
70-79 points	4-0	17-3
80-89 points	2-0	12-1
90-99 points		4-0
100 or more points		
LSU's Record When Allowing...		
Less than 60 points	4-0	18-3
60-69 points	2-1	19-9
70-79 points	1-3	7-18
80-89 points		0-7
90-99 points		1-1
100 or more points		
LSU's Record When...		
Leading at the half	4-3	35-11
Losing at the half	0-1	7-22
Tied at the half		3-2
Lead 10 minutes left	6-0	38-3
Losing 10 minutes left	1-4	5-28
Tied 10 minutes left		2-1
Lead 5 minutes left	6-0	39-1
Losing 5 minutes left	1-4	5-31
Tied 5 minutes left		1-0
LSU's Record When Shooting...		
50% or higher	3-0	10-0
Less than 50%	4-4	35-32
Better than opponent	7-1	41-5
Worse than opponent	0-3	4-27
Even Shooting		
More 3PT FGs than opp.	2-2	18-6
LSU's Record When...		
Outrebounding opp.	6-2	36-11
Outrebounded by opp.	1-2	7-20
Equal rebounds		2-1
LSU's Record When Committing...		
Fewer TO than opp.	2-2	25-13
More TO than opp.	5-1	16-15
Equal TO	0-1	4-4
15 or fewer TO	4-2	30-25

TRENT JOHNSON ERA INDIVIDUAL SUPERLATIVES

Points

1. 41 Tasmin Mitchell - at Miss. St. (2-11-09)
2. 38 Tasmin Mitchell - vs. Aub. (1-20-10)
3. 33 Marcus Thornton - vs. SE La (1-3-09)
4. 32 Marcus Thornton - vs. Fla. (2-24-09)
5. 31 Marcus Thornton - vs. Miss. St. (1-21-09)
6. 30 Marcus Thornton - 3 times
6. 30 Tasmin Mitchell - vs. SC (1-14-09)

FG Made

1. 15 Tasmin Mitchell - vs. Aub (1-20-10)
2. 12 Tasmin Mitchell - at Miss. St. (2-11-09)
2. 12 Tasmin Mitchell - at Georgia (2-4-09)
4. 11 Tasmin Mitchell - vs. Nicholls (12-17-09)
4. 11 Marcus Thornton - at Georgia (2-4-09)
4. 11 Marcus Thornton - at SE La. (1-3-09)
4. 11 Marcus Thornton - vs. UL-Laf (12-31-08)

3FG Made

1. 6 Marcus Thornton - vs. Florida (2/24/09)
2. 5 Ralston Turner - vs. Wichita (12/18/10)
2. 5 Marcus Thornton - twice
2. 5 Bo Spencer - twice
7. 4 Andre Stringer - four times
7. 4 Aaron Dotson - at S. Alabama (11/28/10)
7. 4 15 other times

FT Made

1. 15 - Tasmin Mitchell - vs. Miss. St (2-11-09)
2. 12 - Marcus Thornton - Auburn (2-21-09)
3. 11 - Andre Stringer - vs. Houston (11/30/10)
3. 11 - Tasmin Mitchell - NW State (12-12-09)
5. 10 - Marcus Thornton - Florida (2-24-09)
5. 10 - Tasmin Mitchell twice

Rebounds

1. 18 Tasmin Mitchell - vs. SE La. (12-14-09)
2. 17 Tasmin Mitchell - vs. Tennessee (2-4-10)
3. 16 Storm Warren - vs. NW State (12/12/09)
3. 16 Storm Warren - vs. UL-Laf (12-1-09)
5. 15 Malcolm White - vs. UT-Martin (11/18/10)
5. 15 Tasmin Mitchell - Cal St Full (12/2/08)

Assists

1. 9 Garrett Temple - vs. Ole Miss (2/14/09)
1. 9 Garrett Temple - vs. Ole Miss (1/17/09)
3. 7 Garrett Temple - vs. Cal St Full (12/2/08)
4. 6 Bo Spencer - vs. Florida (2/24/09)
4. 6 Garrett Temple - 4 times
4. 6 Chris Bass - 4 times

Blocks

1. 7 Chris Johnson - vs. Arkansas (1/31/09)
2. 6 Chris Johnson - twice
4. 5 Chris Johnson - Nicholls State (12/17/08)
5. 4 Chris Johnson - 10 times
5. 4 Storm Warren - vs. Houston (11/30/10)

Steals

1. 7 Marcus Thornton - vs. Arkansas (2/18/09)
2. 6 Tasmin Mitchell - vs. UL-Laf (12/31/08)
2. 6 Garrett Temple - twice
5. 5 Tasmin Mitchell - vs. Kentucky (2/28/09)
5. 5 Garrett Temple - vs. Xavier (1/24/09)
5. 5 Bo Spencer - vs. S. Carolina (1/14/09)
5. 5 Storm Warren - vs. Arkansas (2/24/10)
5. 5 Chris Bass - NW State (11/12/10)

ed for 47.8 percent of the scoring and 19 of LSU's 32 double figure scoring games this season (Stringer 10, Turner 8, Matt Derenbecker 1).

Storm Warren

The veteran member of this team without a senior as far as starts and playing time, Warren has started 42 consecutive games dating back to last year and broke out of mini-scoring drought getting nine points against South Alabama on Nov. 28 ... He then had his second double double at home against Houston (11/30) with 12 points and 11 rebounds ... After scoring 17 against McNeese Thursday, Warren is 21-of-36 from the field in the last four games and is averaging 11.2 points over those four games ... He now has 11 career double doubles, two this season ... The other came against UT-Martin (11/18) when he also had 12 points and 11 rebounds ... He had one of his double doubles as a freshman, eight last season and now two as a junior ... He was two off his career high in boards when he pulled down 14 against Nicholls State (11/16) ... He is averaging a team best 6.5 rebounds a game this season ... Warren played just 13 minutes in the Wichita game, six in the first half, and was limited to two points.

Malcolm White

White became the 38th player in LSU history to grab at least 15 rebounds in a game, hitting that number against UTM (11/18) in recording his first collegiate double double ... White, who played at Ole Miss for two seasons, before transferring and sitting out last year under NCAA transfer rules, had 12 points, 15 rebounds and three blocks in 31 minutes ... White had his fourth double figure scoring game of the season against Central Michigan, leading the team with 12 points (12/11) ... He is averaging 8.3 points (fourth on the team) and 5.0 rebounds a game.

Garrett Green

Green is probably the healthiest he has been at LSU, fighting back problems all through his career ... Twice after scoring eight points off the bench against Memphis (11/21) and Centenary (11/24), he came back and just missed his first double digit scoring game with nine points in 20 minutes against Coastal Carolina (12/13) ... But against Wichita Saturday, Green came up big with career highs in minutes, points and rebounds to record his first double double with 15 points and 13 rebounds on a 3-of-7 night from the field with a trey and 8-of-12 at the charity stripe to go with two blocks and one steal.

Last week in the three games, Green was 8-of-17 from the floor, 2-2 from the arc, 9-of-15 from the free throw line with 20 rebounds, four blocks and 27 points ... For the season, Green is averaging 4.9 points per game and 5.4 rebounds per game.

Six Former Tigers Playing In NBA This Season

When the NBA season got underway, there were seven former LSU players on rosters. That number is now six as the San Antonio Spurs waived Garrett Temple. Here are the six players and the teams they play on;

Brandon Bass, Orlando Magic – 2nd season with Orlando, sixth in NBA

Glen Davis, Boston Celtics – 4th season with Boston

Shaquille O'Neal, Boston Celtics – 1st season with Boston, 19th in the NBA

Anthony Randolph, New York Knicks – 1st season with Knicks, 3rd in the NBA

Tyrus Thomas, Charlotte Bobcats – 1st full season with Charlotte, fifth in NBA

Marcus Thornton, New Orleans Hornets – 2nd season with Hornets

The NBA D-League play is underway and former LSU point guard Randy Livingston is beginning his first season as the head coach of the Idaho Stampede. Rookie Tasmin Mitchell is playing for the Erie Bayhawks, while Darnell Lazare is on the roster of the Maine Red Claws. Lazare was a member of the 2006 Final Four team. Chris Johnson is on the roster for the Dakota Wizard and Temple, who started with the Spurs, is back with the Rio Grande team in the league.

LSU Adds Two Important Signees During Early Signing Period

Coach Trent Johnson announced on Wednesday that the LSU athletics department had received and approved two National Letters of Intent from players for the 2011-12 men's basketball season.

The players are John Isaac, a 6-4, 215-pound guard from New Llano, La., who attends Pickering High School; and, Johnny O'Bryant, a 6-9, 245-pound power forward from Cleveland, Miss., and East HS.

"It is a good day for Tiger basketball," said Coach Johnson. "Obviously, these are two quality young men who happen to be very, very good basketball players. They fit into the direction in which our program is headed, and that means playing elite level college basketball."

Isaac missed all of last season with a torn left ACL, but as a sophomore he averaged a double double with 18.5 points and 11.5 rebounds. He shot 59 percent from the field and averaged 8.6 assists and 1.8 steals. He was First-Team All-District that year in his fourth season of varsity competition for Pickering. He has been a starter on the Pickering varsity since the seventh grade.

O'Bryant is the nation's No. 6 ranked power forward by ESPNU (21st overall in the country) and the No. 8 power forward and nation's 38th player overall according to Rivals.com.

He averaged 15 points and 7.2 rebounds last season as a junior as East reached the Class 3A semifinals. Two years ago, O'Bryant was a member of the USA Basketball U16 team that captured gold in Mendoza, Argentina at the FIBA Americas Championship and followed that up with another gold medal in Hamburg, Germany with the U17 national team.

Tigers Invited to 2011 Charleston Classic

The LSU men's basketball team will be part of the eight-team field for the 2011 Charleston Classic to be contested Nov. 17, 18 and 20, 2011.

The field for the fourth annual tournament in addition to the Tigers includes Georgia Tech, Saint Joseph's, Seton Hall, Tulsa, Virginia Commonwealth, Western Kentucky and Baylor.

The 2011 Charleston Classic, a bracket-format tournament, will feature 12 games over the three days. Each team will compete in one game per day, advancing through a bracket-tournament format. The two teams that remain undefeated throughout will face off in a championship match Sunday, Nov. 20, 2011.

All SEC Teams in Big East/SEC Showdown

ESPN, the BIG EAST Conference and the Southeastern Conference (SEC) have reached an agreement for 12 members from each of the two premier conferences to play each other in a men's college basketball inter-conference Challenge the week after Thanksgiving starting in 2011. ESPN will provide exclusive coverage of all 12 games across ESPN, ESPN2 and ESPNU. The new BIG EAST/SEC Challenge will mark an expansion and modification of the SEC/BIG EAST Invitational, a four-year event from 2007 to 2010 that featured four matchups between the two conferences from two neutral sites.

The new BIG EAST/SEC Challenge format will feature 12 games over three days beginning on the Thursday after Thanksgiving of each year. The 2011 schedule will include four games a day Thursday, Dec. 1 through Saturday, Dec. 3. The event title will alternate to the SEC/BIG EAST Challenge in 2012 and be played Thursday, Nov. 29 through Saturday, Dec. 1.

All 12 games each year will be played at home campus sites with each conference hosting six games a year. SEC teams will alternate home and away games. Twelve of the 16 BIG EAST teams (17 teams in the second year) will participate each year with home, road and no-game assignments determined for 2011 and 2012 in advance of the 2011 event. Matchups, times and network assignments are to be determined.

Coach Johnson TV Show On Hiatus; Next Radio Show Set For Dec. 30

"The Trent Johnson Show Presented by Capital One Bank" will be broadcast from T. J. Ribs on Acadian Thruway on Thursday, Dec. 30 because of the LSU game on Monday and the subsequent trip to Houston ... The radio show, hosted by Ricky Blanton, will resume its Monday broadcasts on Jan. 3 through the end of the regular season ... "Inside LSU Basketball presented by Academy Sports and Outdoors" after a successful debut this past Sunday, will take a two week hiatus before returning for a recap of the first weekend of league play at Auburn on Jan. 9. Jordy Hultberg hosts the television show with Coach Johnson.

Next Up - Tigers Play Southern Monday With Early 6 p.m. Start

LSU plays its final non-conference home game Monday (Dec. 27) against cross-town foe Southern ... The game is slated for the Pete Maravich Assembly Center and will be played one hour earlier than normal at 6 p.m. to accommodate Cox Sports TV and also to allow fans to get home to see the majority of the New Orleans-Atlanta NFL game that same night.

The Tigers then hit the road for games in Houston at Rice (Dec. 29) and at Virginia (Jan. 2) before opening conference play at Auburn (Jan. 8) ... LSU after Monday does not play in Baton Rouge again until Wednesday, Jan. 12 against Arkansas.

SCORING BREAKDOWN

CLASS	PTS	PCT.
Freshmen	376	47.8
Sophomores	156	19.8
Juniors	254	32.3
SCORING	PTS	PCT.
Starters	574	73.0
Bench	212	26.9
POINTS IN PAINT	PTS	APG
LSU	258	23.4
Opponents	244	22.2
POINTS OFF TO	PTS	APG
LSU	162	14.7
Opponents	158	14.4
SECOND CHANCE POINTS	PTS	APG
LSU	129	11.7
Opponents	106	9.6
BENCH SCORING	PTS	APG
LSU	212	19.3
Opponents	237	21.5
FT% LAST 5 MINUTES		PCT
LSU	60-85	70.6
Opponents	57-81	70.4
FG% LAST 5 MINUTES		PCT
LSU	37-79	46.8
Opponents	41-90	45.8
3FG% LAST 5 MINUTES		PCT
LSU	8-32	25.0
Opp.	12-34	35.3

W-L RECORDS OF STARTING LINEUPS (G, G, F, F, F or G,G,G,F,F)

1-1 -- Bass, Turner, Dotson, White, Warren

6-3 -- Stringer, Turner, Dotson, White, Warren

LEADING SCORERS -- Stringer 7, Turner 4, Derenbecker 1, White 1

LEADING REBOUNDERS -- Green 4, Warren 2, White 2, Ludwig 1, Turner 2

LEADING ASSISTS -- Stringer 5, Bass 4, Dotson 4, Ludwig 2, Turner 2

TOTAL DUNKS -- White 8, Courtney 1, Dotson 3, Bass 1, Warren 4, Turner 2, Green 2

DOUBLE FIGURE SCORING GAMES -- Stringer 10, Turner 8, White 4, Dotson 3, Warren 3, Derenebecker 1, Green 1

DOUBLE DOUBLE -- Warren 2, White 1, Green 1

PLAYERS SCORING IN DOUBLE FIGURES BY GAME

0	1	2	3	4	5 or more
	1	3	4	2	1



Garrett Green

Forward * 6-11 * 230 * Junior * 2L * Woodland Hills, Calif. (Taft HS)

3

Top Performances

Points
 Season: 15, vs. Wichita St., 12/18/10
 Career: 15, vs. Wichita St., 12/18/10

Rebounds
 Season: 13, vs. Wichita St., 12/18/10
 Career: 13, vs. Wichita St., 12/18/10

Field Goals Made
 Season: 4, three times
 Career: 4, three times

3 PT FG Made
 Season: 1, twice
 Career: 1, five times

Free Throws Made
 Season: 8, vs. Wichita St., 12/18/10
 Career: 8, vs. Wichita St., 12/18/10

Assists
 Season: 1, vs. Nicholls, 11/16/10
 Career: 3, at Florida, 1/16/10

Blocks
 Season: 2, twice
 Career: 2, four times

Steals
 Season: 3, vs. Centenary, 11/24/10
 Career: 3, twice

Minutes Played
 Season: 33, vs. Wichita St., 12/18/10
 Career: 33, vs. Wichita St., 12/18/10

Top Career Scoring Games

1. 15 -- vs. Wichita State, 12/18/10
2. 9 -- vs. Coastal Carolina, 12/13/10
3. 8 -- vs. Centenary, 11/24/10
3. 8 -- vs. Memphis, 11/21/10
5. 7 -- vs. McNeese, 1/4/10
6. 6 -- vs. Arkansas, 2/24/10
6. 6 -- at Vanderbilt, 2/13/10
6. 6 -- vs. Oregon State, 12/21/07
9. 5 -- vs. Northwestern State, 12/12/09
10. 4 -- eight times

2008 SEC Freshman Academic Honor Roll

Junior Season (2010-11)

Had a career high of eight against Memphis (11/21) ... Equaled career high in points and set career high in rebounds against Centenary (11/24) ... Career high of nine points on 4-of-6 shooting and two blocks against Coastal Carolina (12/13) ... Had first career double-double and high marks in points, rebounds, minutes played against Wichita (12/18)


Green's Game-by-Game Statistics

2010-11

OPPONENT	MIN	FG	3FG	FT	REB	PF/D	A	TO	BLK	STL	PTS
Northwestern State	11	1-1	0-0	0-0	6	2-0	0	1	0	0	2
Nicholls	5	0-1	0-0	0-2	4	1-0	1	0	0	0	0
Tennessee-Martin	5	1-2	0-0	1-2	3	1-0	0	1	0	1	3
Memphis (Tupelo)	13	4-7	0-0	0-1	4	5-1	0	0	1	1	8
Centenary	16	4-9	0-1	0-2	9	1-0	0	0	0	3	8
at South Alabama	11	0-3	0-0	0-0	5	3-0	0	3	0	1	0
Houston	14	1-6	0-1	2-4	5	2-0	0	2	0	1	4
Central Michigan	6	1-1	0-0	0-0	3	0-0	0	0	0	0	2
Coastal Carolina	20	4-6	0-0	1-3	4	1-0	0	0	2	0	9
McNeese State	14	1-4	1-1	0-0	3	2-0	1	0	0	0	3
Wichita St. (Bossier)	33	3-7	1-1	8-12	13	3-0	0	1	2	1	15
North Texas											
Southern											
at Rice											
at Virginia											
at Auburn											
Arkansas											
at Kentucky											
Ole Miss											
at Tennessee											
at Alabama											
South Carolina											
Mississippi State											
at Ole Miss											
at Arkansas											
Alabama											
Florida											
at Miss. State											
Vanderbilt											
at Georgia											
Auburn											
SEC Tournament											

Garrett Green's Career Stats

YEAR	GP-GS	MIN/AVG	FG-FGA	PCT.	3FG-FGA	PCT.	FT-FTA	PCT.	REB.-AVG	PF-FO	AST	TO	BLK	STL	PTS-AVG.
07-08	25-1	241-9.6	20-47	.426	2-5	.400	3-7	.429	40-1.6	41-1	3	11	5	1	45-1.6
08-09	Redshirt														
09-10	30-11	320-10.7	27-80	.338	1-4	.250	8-27	.296	74-2.5	51-1	9	30	10	12	63-2.1
10-11	11-0	148-13.5	20-47	.426	2-4	.500	12-26	.462	59-5.4	21-1	2	8	5	8	54-4.9
Totals	66-12	709-10.7	67-174	.385	5-13	.385	23-60	.383	173-2.6	113-3	14	49	20	21	162-2.5



Chris Bass

Guard * 6-1 * 185 * Junior * 2L *Baton Rouge, La. (Lee Academy Prep)

4

Top Performances

Points
 Season: 6, vs. Central Mich., 12/11/10
 Career: 7, twice

Rebounds
 Season: 5, vs. Centenary, 11/24/10
 Career: 8, vs. Grambling, 12/13/08

Field Goals Made
 Season: 2, three times
 Career: 3, three times

3 PT FG Made
 Season:
 Career: 2, twice

Free Throws Made
 Season: 2, twice
 Career: 3, at Utah, 1/2/10

Assists
 Season: 5, vs. UT-Martin, 11/18/10
 Career: 6, four times

Blocks
 Season:
 Career: 2, vs. Utah, 1/2/10

Steals
 Season: 5, vs. NW St., 11/12/10
 Career: 5, vs. NW St., 11/12/10

Minutes Played
 Season: 20, twice
 Career: 36, vs. N'western St., 12/12/09

- Top Career Scoring Games**
1. 7 vs. Connecticut, 11/25/09
 1. 7 vs. ULM, 11/13/09
 3. 6 vs. C. Michigan, 12/11/10
 3. 6 at Florida, 1/16/10
 3. 6 vs. Southeastern, 12/14/09
 3. 6 vs. Grambling
 7. 5 vs. Kentucky, 2/6/10
 7. 5 vs. Louisiana Lafayette, 12/1/09
 7. 5 vs. Alabama, 2/8/09
 10. 4 five times

Junior Season (2010-11)

Career high in steals of 5 vs. NW State (11/12) in the opener ... Back on track with assists, getting 5 with no turnovers versus UTM (11/18) ... After starting first two games with 2 assists, 6 turnovers, had 14 assists, 3 turnovers last five games ... Bass hit two free throws in the waning seconds to ice the Central Michigan win (12/11) with a season high six points.

Bass' Game-by-Game Statistics

2010-11

OPPONENT	MIN	FG	3FG	FT	REB	PF/D	A	TO	BLK	STL	PTS
Northwestern State	18	1-1	0-0	2-4	2	2-0	2	5	0	5	4
Nicholls	10	0-0	0-0	0-2	2	0-0	0	1	0	0	0
Tennessee-Martin	16	2-3	0-0	0-0	3	3-0	5	0	0	0	4
Memphis (Tupelo)	17	0-1	0-0	0-0	2	0-0	4	1	1	0	0
Centenary	16	1-2	0-0	1-3	5	1-0	1	1	0	0	3
at South Alabama	12	0-0	0-0	1-4	2	2-0	0	0	0	0	1
Houston	20	1-1	0-0	0-0	1	1-0	4	1	0	0	2
Central Michigan	17	2-5	0-0	2-2	4	0-0	4	3	0	1	6
Coastal Carolina	14	2-2	0-0	0-0	0	2-0	1	1	0	0	4
McNeese State	11	0-1	0-0	0-0	3	0-0	2	1	0	0	0
Wichita St. (Bossier)	20	1-3	0-0	0-0	0	0-0	2	1	0	2	2
North Texas											
Southern											
at Rice											
at Virginia											
at Auburn											
Arkansas											
at Kentucky											
Ole Miss											
at Tennessee											
at Alabama											
South Carolina											
Mississippi State											
at Ole Miss											
at Arkansas											
Alabama											
Florida											
at Miss. State											
Vanderbilt											
at Georgia											
Auburn											
SEC Tournament											

Chris Bass' Career Stats

YEAR	GP-GS	MIN/AVG	FG-FGA	PCT.	3FG-FGA	PCT.	FT-FTA	PCT.	REB.-AVG	PF-FO	AST	TO	BLK	STL	PTS-AVG.
08-09	28-0	276/9.9	7-26	.269	4-14	.286	5-14	.357	31-1.1	21-0	43	14	1	5	23-0.8
09-10	31-19	744/24.0	28-84	.333	6-33	.182	8-19	.421	73-2.4	51-3	97	38	5	24	70-2.3
10-11	11-2	171-15.5	10-19	.526	0-0	.000	6-15	.400	24-2.2	11-0	25	15	1	8	26-2.4
Totals	70-21	1191-17.0	45-129	.349	10-47	.213	19-48	.396	128-1.8	83-3	165	65	7	37	119-1.7



Malcolm White

Forward * 6-9 * 225 * Junior * Redshirt Transfer * Baton Rouge, La. * Ole Miss

5

Top LSU Performances

Points

Season:	14, vs. Centenary, 11/24/10
Career:	14, vs. Centenary, 11/24/10

Rebounds

Season:	15, vs. UT-Martin, 11/18/10
Career:	15, vs. UT-Martin, 11/18/10

Field Goals Made

Season:	6, vs. Centenary, 11/24/10
Career:	6, vs. Centenary, 11/24/10

3 PT FG Made

Season:	
Career:	

Free Throws Made

Season:	6, vs. NW St., 11/12/10
Career:	6, vs. NW St., 11/12/10

Assists

Season:	2, vs. UT-Martin, 11/18/10
Career:	2, vs. UT-Martin, 11/18/10

Blocks

Season:	3, three times
Career:	3, three times

Steals

Season:	2, vs. C. Michigan, 12/11/10
Career:	2, vs. C. Michigan, 12/11/10

Minutes Played

Season:	40, vs. McNeese, 12/16/10
Career:	40, vs. McNeese, 12/16/10

Top LSU Career Scoring Games

- 14 vs. Centenary, 11/24/10
- 13 vs. McNeese, 12/16/10
- 12 vs. C. Michigan, 12/11/10
- 12 vs. UT-Martin, 11/18/10
- 12 vs. NW State, 11/12/10
- 9 vs. Houston, 11/30/10
- 5 vs. Coastal Carolina, 12/13/10
- 5 vs. Memphis, 11/21/10
- 4 at South Alabama, 11/28/10
- 3 vs. Wichita State, 12/18/10

Junior Season (2010-11)

In first game in over a year, scored 12 points in 34 minutes with three blocks against NW St. (11/12/10) ... Had his first college double-double against UTM (11/18) with 12 points, 15 rebounds (9 offensive) ... Made first six shots and had season best 14 against Centenary (11/24) ... Had his fourth double figure game against C. Michigan (12/11) with 12 ... Just missed a double double with 13 points, nine rebounds in the McNeese win (12/16)

White's Game-by-Game Statistics

2009-10

OPPONENT	MIN	FG	3FG	FT	REB	PF/D	A	TO	BLK	STL	PTS
Northwestern State	34	3-8	0-0	6-11	4	4-0	0	4	3	0	12
Nicholls	10	1-1	0-0	0-0	2	3-0	0	3	1	0	2
Tennessee-Martin	31	5-13	0-0	2-4	15	2-0	2	3	3	0	12
Memphis (Tupelo)	17	1-4	0-0	3-4	4	5-1	0	1	1	0	5
Centenary	21	6-7	0-0	2-2	7	1-0	0	0	0	0	14
at South Alabama	28	2-4	0-0	0-0	4	2-0	0	0	1	0	4
Houston	23	4-7	0-0	1-2	2	4-0	0	0	0	1	9
Central Michigan	30	5-11	0-0	2-4	4	2-0	0	0	2	2	12
Coastal Carolina	19	2-3	0-0	1-4	3	4-0	0	1	0	0	5
McNeese State	40	4-5	0-0	5-10	9	3-0	0	2	3	1	13
Wichita St. (Bossier)	19	1-4	0-0	1-2	1	2-0	0	3	0	0	3
North Texas											
Southern											
at Rice											
at Virginia											
at Auburn											
Arkansas											
at Kentucky											
Ole Miss											
at Tennessee											
at Alabama											
South Carolina											
Mississippi State											
at Ole Miss											
at Arkansas											
Alabama											
Florida											
at Miss. State											
Vanderbilt											
at Georgia											
Auburn											
SEC Tournament											

Malcolm White's Career Stats

YEAR	GP-GS	MIN/AVG	FG-FGA	PCT.	3FG-FGA	PCT.	FT-FTA	PCT.	REB.-AVG	PF-FO	AST	TO	BLK	STL	PTS-AVG.
10-11	11-11	27.2-24.7	34-67	.507	0-0	.000	23-43	.535	55-5.0	32-1	2	17	14	4	91-8.3
Totals	11-11	27.2-24.7	34-67	.507	0-0	.000	23-43	.535	55-5.0	32-1	2	17	14	4	91-8.3



Andre Stringer

Guard * 5-9 * 170 * Freshman * HS * Jackson, Miss. (Forest Park HS)

10

Top Performances

Points	
Season:	21, twice
Career:	21, twice

Rebounds	
Season:	6, vs. McNeese, 12/16/10
Career:	6, vs. McNeese, 12/16/10

Field Goals Made	
Season:	7, at S. Alabama, 11/28/10
Career:	7, at S. Alabama, 11/28/10

3 PT FG Made	
Season:	4, four times
Career:	4, four times

Free Throws Made	
Season:	11, vs. Houston, 11/30/10
Career:	11, vs. Houston, 11/30/10

Assists	
Season:	5, three times
Career:	5, three times

Blocks	
Season:	2, vs. McNeese, 12/16/10
Career:	2, vs. McNeese, 12/16/10

Steals	
Season:	3, twice
Career:	3, twice

Minutes Played	
Season:	38, vs. McNeese, 12/16/10
Career:	38, vs. McNeese, 12/16/10

Top Career Scoring Games

1.	21	at S. Alabama, 11/28/10
1.	21	vs. NW State, 11/12/10
3.	18	vs. Wichita State, 12/18/10
4.	16	vs. Coastal Carolina, 12/13/10
4.	16	vs. Centenary, 11/24/10
6.	15	vs. McNeese, 12/16/10
6.	15	vs. UT-Martin, 11/18/10
8.	14	vs. Nicholls, 11/16/10
9.	13	vs. Houston, 11/30/10
9.	13	vs. Memphis, 11/21/10

Freshman Season (2010-11)

Hit four treys in the season opener against NW State (11/12), with five assists in scoring 21 points ... Third straight double figure scoring game against UTM (11/18) with 15 points in his first career start ... Led team for fourth straight game in scoring with big second half against Memphis (11/21) ... 26 free throws made in first four games ... Team lead in scoring streak reaches five vs. Centenary (11/24) ... Streak reached six and he was MVP of Coors Classic in Mobile with another 21 point game that included four treys vs. South Alabama (11/28) ... Didn't lead team in scoring for first time this season vs. Houston (11/30), but did have his seventh straight double figure scoring game ... First game not in double figures against C. Michigan (12/11) ... Stringer had four treys for the fourth time against Coast Carolina (12/13) ... Third best scoring game of the season vs. Wichita with 18 (12/18)

Stringer's Game-by-Game Statistics

2009-10	MIN	FG	3FG	FT	REB	PF/D	A	TO	BLK	STL	PTS
Northwestern State	25	5-10	4-9	7-10	3	4-0	5	6	0	0	21
Nicholls	31	4-13	3-8	3-3	2	0-0	3	0	0	0	14
Tennessee-Martin	32	3-12	1-7	8-9	2	2-0	1	2	0	3	15
Memphis (Tupelo)	31	2-6	1-3	8-11	2	3-0	2	3	0	1	13
Centenary	19	5-7	4-6	2-3	0	1-0	4	1	0	1	16
at South Alabama	30	7-13	4-6	3-4	4	1-0	3	2	1	2	21
Houston	24	1-6	0-4	11-12	3	3-0	3	4	0	3	13
Central Michigan	21	1-6	0-2	6-6	1	3-0	0	6	0	1	8
Coastal Carolina	33	6-15	4-8	0-0	2	3-0	5	2	0	2	16
McNeese State	38	5-12	2-5	3-4	6	3-0	5	4	2	0	15
Wichita St. (Bossier)	32	5-15	2-8	6-8	2	2-0	1	2	0	1	18
North Texas											
Southern											
at Rice											
at Virginia											
at Auburn											
Arkansas											
at Kentucky											
Ole Miss											
at Tennessee											
at Alabama											
South Carolina											
Mississippi State											
at Ole Miss											
at Arkansas											
Alabama											
Florida											
at Miss. State											
Vanderbilt											
at Georgia											
Auburn											
SEC Tournament											

Andre Stringer's Career Stats

YEAR	GP-GS	MIN/AVG	FG-FGA	PCT.	3FG-FGA	PCT.	FT-FTA	PCT.	REB.-AVG	PF-FO	AST	TO	BLK	STL	PTS-AVG.
10-11	11-9	316-28.7	44-115	.383	25-66	.379	57-70	.814	27-2.5	25-0	32	32	3	14	170-15.5
Totals	11-9	316-28.7	44-115	.383	25-66	.379	57-70	.814	27-2.5	25-0	32	32	3	14	170-15.5



Eddie Ludwig

Forward * 6-9 * 215 * Sophomore * 1L * Metairie, La. (Metairie Park Country Day)

13

Top Performances

Points	
Season:	8, vs. Memphis, 11/21/10
Career:	9, twice

Rebounds	
Season:	8, vs. Memphis, 11/21/10
Career:	8, vs. Memphis, 11/21/10

Field Goals Made	
Season:	3, vs. Memphis, 11/21/10
Career:	3, three times

3 PT FG Made	
Season:	
Career:	

Free Throws Made	
Season:	5, vs. UT-Martin, 11/18/10
Career:	5, twice

Assists	
Season:	4, twice
Career:	5, at Arkansas, 2/10/10

Blocks	
Season:	
Career:	1, three times

Steals	
Season:	3, vs. NW St., 11/12/10
Career:	4, vs. Georgia, 3/6/10

Minutes Played	
Season:	32, vs. Memphis, 11/21/10
Career:	32, vs. Memphis, 11/21/10

Top Career Scoring Games

1. 9 at Ole Miss, 3/4/10
1. 9 vs. Rice, 12/19/08
3. 8 vs. Memphis, 11/21/10
3. 8 vs. Tennessee (SECT), 3/11/10
5. 6 vs. Centenary, 11/24/10
5. 6 vs. Connecticut, 11/25/09
7. 5 vs. Houston, 11/30/10
7. 5 vs. UT-Martin, 11/18/10
7. 5 vs. Northwestern State, 12/12/09
10. 4 five times

Sophomore Season (2010-11)

His best game of the year, one point off his career high with 32 minutes with eight points against Memphis (11/21) ... Also had career high eight rebounds and career minutes played (32) ... Limited playing time of late recovering from a concussion.

Ludwig's Game-by-Game Statistics

2010-11	OPONENT	MIN	FG	3FG	FT	REB	PF/D	A	TO	BLK	STL	PTS
	Northwestern State	18	0-0	0-0	4-4	3	5-1	0	2	0	3	4
	Nicholls	22	1-2	0-0	2-2	2	3-0	0	2	0	0	4
	Tennessee-Martin	12	0-0	0-0	5-6	1	2-0	0	0	0	0	5
	Memphis (Tupelo)	32	3-7	0-2	2-2	8	3-0	1	2	0	1	8
	Centenary	24	2-5	0-0	2-3	5	2-0	4	1	0	1	6
	at South Alabama	21	0-0	0-0	4-4	4	1-0	4	4	0	0	4
	Houston	10	2-2	0-0	1-1	3	0-0	0	0	0	2	5
	Central Michigan	8	1-3	0-0	1-2	2	2-0	0	1	0	0	3
	Coastal Carolina	11	0-0	0-0	0-0	1	0-0	0	0	0	1	0
	McNeese State	2	0-0	0-0	0-0	0	0-0	0	0	0	0	0
	Wichita St. (Bossier)	5	0-3	0-0	2-2	3	0-0	0	0	0	0	2
	North Texas											
	Southern											
	at Rice											
	at Virginia											
	at Auburn											
	Arkansas											
	at Kentucky											
	Ole Miss											
	at Tennessee											
	at Alabama											
	South Carolina											
	Mississippi State											
	at Ole Miss											
	at Arkansas											
	Alabama											
	Florida											
	at Miss. State											
	Vanderbilt											
	at Georgia											
	Auburn											
	SEC Tournament											

Eddie Ludwig's Career Stats

YEAR	GP-GS	MIN/AVG	FG-FGA	PCT.	3FG-FGA	PCT.	FT-FTA	PCT.	REB.-AVG	PF-FD	AST	TO	BLK	STL	PTS-AVG.
09-10	30-1	383/12.8	22-64	.344	0-8	.000	26-30	.867	74-2.5	47-0	19	19	3	14	70-2.3
10-11	11-0	165/15.0	9-22	.409	0-2	.000	23-26	.885	32-2.9	18-1	9	12	0	8	41-3.7
Totals	41-1	548-13.4	31-86	.260	0-10	.000	49-56	.875	106-2.6	65-1	28	31	3	22	111-2.7



Jalen Courtney

Forward * 6-8 * 210 * Freshman * HS * Jackson, Miss. (Provine HS)

14

Top Performances

Points
 Season: 2, three times
 Career: 2, three times

Rebounds
 Season: 3, vs. Centenary, 11/24/10
 Career: 3, vs. Centenary, 11/24/10

Field Goals Made
 Season: 1, twice
 Career: 1, twice

3 PT FG Made
 Season:
 Career:

Free Throws Made
 Season: 2, vs. Centenary, 11/24/10
 Career: 2, vs. Centenary, 11/24/10

Assists
 Season:
 Career:

Blocks
 Season:
 Career:

Steals
 Season:
 Career:

Minutes Played
 Season: 12, vs. Centenary, 11/24/10
 Career: 12, vs. Centenary, 11/24/10

Top Career Scoring Games
 1. 2 vs. NW State, 11/12/10
 1. 2 vs. Centenary, 11/24/10
 1. 2 vs. Memphis, 11/21/10
 4. 1 vs. UT-Martin, 11/18/10

Freshman Season (2010-11)

Courtney's Game-by-Game Statistics

2010-11	OPONENT	MIN	FG	3FG	FT	REB	PF/D	A	TO	BLK	STL	PTS
Northwestern State	3	1-1	0-0	0-0	0	0-0	0	0	0	0	0	2
Nicholls	DNP											
Tennessee-Martin	4	0-1	0-0	1-2	1	1-0	0	0	0	0	0	1
Memphis (Tupelo)	5	1-1	0-0	0-0	0	1-0	0	0	0	0	0	2
Centenary	12	0-1	0-1	2-2	3	1-0	0	0	0	0	0	2
at South Alabama	1	0-0	0-0	0-0	0	0-0	0	0	0	0	0	0
Houston	DNP											
Central Michigan	DNP											
Coastal Carolina	1	0-0	0-0	0-0	0	0-0	0	0	0	0	0	0
McNeese State	DNP											
Wichita St. (Bossier)	2	0-1	0-1	0-0	0	0-0	0	0	0	0	0	0
North Texas												
Southern												
at Rice												
at Virginia												
at Auburn												
Arkansas												
at Kentucky												
Ole Miss												
at Tennessee												
at Alabama												
South Carolina												
Mississippi State												
at Ole Miss												
at Arkansas												
Alabama												
Florida												
at Miss. State												
Vanderbilt												
at Georgia												
Auburn												
SEC Tournament												

Jalen Courtney's Career Stats

YEAR	GP-GS	MIN/AVG	FG-FGA	PCT.	3FG-FGA	PCT.	FT-FTA	PCT.	REB.-AVG	PF-FD	AST	TO	BLK	STL	PTS-AVG.
10-11	7-0	28-4.0	2-5	.400	0-2	.000	3-4	.750	4-0.6	3-0	0	0	0	0	7-1.0
Totals	7-0	28-4.0	2-5	.400	0-2	.000	3-4	.750	4-0.6	3-0	0	0	0	0	7-1.0



Dennis Harris

Forward • 6-11 * 190 * Sophomore * 1L * Jonesboro, Ga. (Mundy's Mills HS)

15

Top Performances

Points

Season: 2, vs. C. Michigan, 12/11/10
 Career: 12, vs. Alabama, 1/19/10

Rebounds

Season: 3, vs. C. Carolina, 12/13/10
 Career: 8, twice

Field Goals Made

Season: 1, vs. C. Michigan, 12/11/10
 Career: 5, three times

3 PT FG Made

Season:
 Career: 2, vs. Miss. State, 2/20/10

Free Throws Made

Season:
 Career: 3, vs. ULM, 11/13/09

Assists

Season:
 Career: 4, vs. Western Ky, 11/17/09

Blocks

Season: 1, twice
 Career: 2, twice

Steals

Season: 2, vs. C. Michigan, 12/11/10
 Career: 2, twice

Minutes Played

Season: 15, vs. C. Carolina, 12/13/10
 Career: 29, vs. Western Ky., 11/17/09

Top Career Scoring Games

1. 12 vs. Alabama, 1/9/10
2. 10 at Auburn, 2/27/10
2. 10 vs. Mississippi State, 2/20/10
2. 10 at Vanderbilt, 2/13/10
2. 10 vs. Indiana State, 11/16/09
6. 9 vs. Western Kentucky, 11/17/09
6. 9 vs. ULM, 11/13/09
8. 8 at Alabama, 1/27/10
9. 7 vs. McNeese, 1/4/10
10. 6 three times

Sophomore Season (2010-11)

Missed start of season with left ankle sprain (NW St., 11/12) ... Finally made his 2010-11 season debut against Central Michigan (12/11)

Harris' Game-by-Game Statistics

2010-11

OPPONENT	MIN	FG	3FG	FT	REB	PF/D	A	TO	BLK	STL	PTS
Northwestern State	DNP -- injury										
Nicholls	DNP -- injury										
Tennessee-Martin	DNP -- injury										
Memphis (Tupelo)	DNP -- injury										
Centenary	DNP -- injury										
at South Alabama	DNP -- injury										
Houston	DNP -- injury										
Central Michigan	6	1-1	0-0	0-0	0	0-0	0	1	1	2	2
Coastal Carolina	15	0-2	0-0	0-0	3	2-0	0	1	1	0	0
McNeese State	DNP										
Wichita St. (Bossier)	6	0-1	0-0	0-0	2	1-0	0	0	0	0	0
North Texas											
Southern											
at Rice											
at Virginia											
at Auburn											
Arkansas											
at Kentucky											
Ole Miss											
at Tennessee											
at Alabama											
South Carolina											
Mississippi State											
at Ole Miss											
at Arkansas											
Alabama											
Florida											
at Miss. State											
Vanderbilt											
at Georgia											
Auburn											
SEC Tournament											

Dennis Harris' Career Stats

YEAR	GP-GS	MIN/AVG	FG-FGA	PCT.	3FG-FGA	PCT.	FT-FTA	PCT.	REB.-AVG	PF-FD	AST	TO	BLK	STL	PTS-AVG.
09-10	29-9	415/14.3	56-111	.505	5-16	.313	17-32	.531	91-3.1	64-1	14	19	14	8	134-4.6
10-11	3-0	27-9.0	1-4	.250	0-0	.000	0-0	.000	5-1.7	3-0	0	2	2	2	2-0.7
Totals	32-9	442-13.8	57-115	.496	5-16	.313	17-32	.531	96-3.0	67-1	14	21	16	10	136-4.3



Matt Derenbecker

Forward * 6-7 * 185 * Freshman * HS * Metairie, La. (Metairie Park Country Day)

21

Top Performances

Points

Season:	14, vs. Nicholls, 11/16/10
Career:	14, vs. Nicholls, 11/16/10

Rebounds

Season:	6, vs. Nicholls, 11/16/10
Career:	6, vs. Nicholls, 11/16/10

Field Goals Made

Season:	5, vs. Nicholls, 11/16/10
Career:	5, vs. Nicholls, 11/16/10

3 PT FG Made

Season:	3, vs. Nicholls, 11/16/10
Career:	3, vs. Nicholls, 11/16/10

Free Throws Made

Season:	2, vs. Wichita State, 12/18/10
Career:	2, vs. Wichita State, 12/18/10

Assists

Season:	3, at C. Carolina, 12/13/10
Career:	3, at C. Carolina, 12/13/10

Blocks

Season:	1, vs. Centenary, 11/24/10
Career:	1, vs. Centenary, 11/24/10

Steals

Season:	1, twice
Career:	1, twice

Minutes Played

Season:	25, vs. Nicholls, 11/16/10
Career:	25, vs. Nicholls, 11/16/10

Top Career Scoring Games

1.	14	vs. Nicholls, 11/16/10
2.	9	at S. Alabama, 11/28/10
3.	6	vs. Centenary, 11/24/10
4.	5	vs. Houston, 11/30/10
5.	4	vs. Wichita State, 12/18/10
6.	3	vs. Coastal Carolina, 12/13/10
7.	2	vs. UT-Martin, 11/18/10

Freshman Season (2010-11)

Posted his first LSU points in Nicholls game (11/16) ... Hit all three field goal attempts, including two treys in nine-point effort at South Alabama (11/28).


Derenbecker's Game-by-Game Statistics

2009-10

OPPONENT	MIN	FG	3FG	FT	REB	PF/D	A	TO	BLK	STL	PTS
Northwestern State	6	0-0	0-0	0-0	0	2-0	0	2	0	0	0
Nicholls	28	5-10	3-7	1-1	6	3-0	0	2	0	0	14
Tennessee-Martin	19	1-3	0-2	0-0	2	1-0	0	1	0	0	2
Memphis (Tupelo)	8	0-3	0-3	0-0	1	1-0	1	0	0	0	0
Centenary	22	3-8	0-4	0-0	0	1-0	1	1	1	0	6
at South Alabama	15	3-3	2-2	1-2	4	2-0	2	0	0	1	9
Houston	11	2-4	1-2	0-0	0	0-0	0	1	0	0	5
Central Michigan	7	0-0	0-0	0-0	0	2-0	1	1	0	0	0
Coastal Carolina	18	1-6	1-2	0-0	1	2-0	3	0	0	0	3
McNeese State	13	0-1	0-1	0-0	1	1-0	1	0	0	0	0
Wichita St. (Bossier)	14	1-5	0-2	2-3	1	2-0	1	0	0	1	4
North Texas											
Southern											
at Rice											
at Virginia											
at Auburn											
Arkansas											
at Kentucky											
Ole Miss											
at Tennessee											
at Alabama											
South Carolina											
Mississippi State											
at Ole Miss											
at Arkansas											
Alabama											
Florida											
at Miss. State											
Vanderbilt											
at Georgia											
Auburn											
SEC Tournament											

Matt Derenbecker's Career Stats

YEAR	GP-GS	MIN/AVG	FG-FGA	PCT.	3FG-FGA	PCT.	FT-FTA	PCT.	REB.-AVG	PF-FO	AST	TO	BLK	STL	PTS-AVG.
10-11	11-0	161-14.6	16-43	.372	7-25	.280	4-6	.667	16-1.5	17-0	10	8	1	2	43-3.9
Totals	11-0	161-14.6	16-43	.372	7-25	.280	4-6	.667	16-1.5	17-0	10	8	1	2	43-3.9



Ralston Turner

Guard * 6-6 * 193 * Freshman * HS * Muscle Shoals, Ala. (Muscle Shoals HS)

22

Top Performances

Points	
Season:	23, vs. McNeese, 12/16/10
Career:	23, vs. McNeese, 12/16/10

Rebounds	
Season:	7, vs. C. Michigan, 12/11/10
Career:	7, vs. C. Michigan, 12/11/10

Field Goals Made	
Season:	6, four times
Career:	6, four times

3 PT FG Made	
Season:	5, vs. Wichita St., 12/18/10
Career:	5, vs. Wichita St., 12/18/10

Free Throws Made	
Season:	8, vs. McNeese, 12/16/10
Career:	8, vs. McNeese, 12/16/10

Assists	
Season:	5, vs. Houston, 11/30/10
Career:	5, vs. Houston, 11/30/10

Blocks	
Season:	1, vs. Memphis, 11/21/10
Career:	1, vs. Memphis, 11/21/10

Steals	
Season:	2, vs. NW St., 11/12/10
Career:	2, vs. NW St., 11/12/10

Minutes Played	
Season:	41, vs. McNeese, 12/16/10
Career:	41, vs. McNeese, 12/16/10

Top Career Scoring Games

1.	23	vs. McNeese, 12/16/10
2.	21	vs. Wichita State, 12/18/10
2.	21	vs. Northwestern State., 11/12/10
4.	17	at S. Alabama, 11/28/10
5.	15	vs. Coastal Carolina, 12/13/10
5.	15	vs. Houston, 11/30/10
7.	11	vs. Memphis, 11/21/10
8.	10	vs. UT-Martin, 11/18/10
9.	9	vs. C. Michigan, 12/11/10
10	8	vs. Centenary, 11/24/10

Freshman Season (2010-11)

Started the opening college game of his career and in 38 minutes scored 21 points, hitting 6-of-12 field goals with three treys against NW State (11/12) ... Third double figure game against Memphis (11/21) ... Season high game for Turner and for the LSU team with 23 in the overtime win vs. McNeese (12/16) ... Hits a team high 5 treys all in the second half in scoring over 20 for the second straight game vs. Wichita (12/18)

Turner's Game-by-Game Statistics

2010-11	MIN	FG	3FG	FT	REB	PF/D	A	TO	BLK	STL	PTS
Northwestern State	38	6-12	3-6	6-9	5	2-0	2	2	0	2	21
Nicholls	30	1-6	0-2	4-4	2	2-0	2	1	0	0	6
Tennessee-Martin	27	4-10	2-5	0-0	1	0-0	0	3	0	1	10
Memphis (Tupelo)	26	3-10	2-5	3-4	2	2-0	1	2	1	0	11
Centenary	21	3-6	2-5	0-0	3	1-0	1	2	0	0	8
at South Alabama	22	5-7	2-4	5-8	1	5-1	0	1	0	1	17
Houston	34	6-10	2-5	1-2	3	0-0	5	6	0	0	15
Central Michigan	38	3-4	3-4	0-2	7	3-0	4	1	0	1	9
Coastal Carolina	35	5-16	1-9	4-4	6	4-0	1	3	0	1	15
McNeese State	41	6-15	3-10	8-10	2	3-0	3	3	0	1	23
Wichita St. (Bossier)	31	6-13	5-9	4-4	2	4-0	0	2	0	0	21
North Texas											
Southern											
at Rice											
at Virginia											
at Auburn											
Arkansas											
at Kentucky											
Ole Miss											
at Tennessee											
at Alabama											
South Carolina											
Mississippi State											
at Ole Miss											
at Arkansas											
Alabama											
Florida											
at Miss. State											
Vanderbilt											
at Georgia											
Auburn											
SEC Tournament											

Ralston Turner's Career Stats

YEAR	GP-GS	MIN/AVG	FG-FGA	PCT.	3FG-FGA	PCT.	FT-FTA	PCT.	REB.-AVG	PF-FD	AST	TO	BLK	STL	PTS-AVG.
10-11	11-11	343/31.2	48-109	.440	25-64	.391	35-47	.745	34-3.1	26-1	19	26	1	7	156-14.2
Totals	11-11	343/31.2	48-109	.440	25-64	.391	35-47	.745	34-3.1	26-1	19	26	1	7	156-14.2



Storm Warren

Forward * 6-7 * 230 * Junior * 2L * Monroe, La. (Richwood HS)

24

Top Performances

Points
 Season: 17, vs. McNeese, 12/16/10
 Career: 21, twice

Rebounds
 Season: 14, vs. Nicholls, 11/16/10
 Career: 16, twice

Field Goals Made
 Season: 8, vs. McNeese, 12/16/10
 Career: 9, twice

3 PT FG Made
 Season:
 Career:

Free Throws Made
 Season: 2, vs. Nicholls, 11/16/10
 Career: 9, twice

Assists
 Season: 2, vs. NW St., 11/12/10
 Career: 4, vs. ULM, 11/13/09

Blocks
 Season: 4, vs. Houston, 11/30/10
 Career: 4, three times

Steals
 Season: 3, twice
 Career: 3, four times

Minutes Played
 Season: 36, vs. Nicholls, 11/16/10
 Career: 39, vs. UL-Lafayette, 12/1/09

Top Career Scoring Games

1. 21 at Utah, 1/2/10
1. 21 vs. Northwestern State, 12/12/09
3. 20 vs. Western Kentucky, 11/17/09
4. 19 at South Carolina, 1/13/10
5. 18 vs. Tennessee (SECT), 3/11/10
5. 18 vs. UL-Lafayette, 12/1/09
7. 17 vs. McNeese, 12/16/10
7. 17 vs. Auburn, 1/20/10
9. 15 vs. UConn, 11/25/09
9. 15 vs. ULM, 11/13/09

Junior Season (2010-11)


Started his 32nd consecutive game in the season opener against NW St. (11/12) 10th career double double against UT-Martin (11/18) and second consecutive game in double figure rebounds ... Had the bucket that forced overtime against McNeese State (12/16)

Warren's Game-by-Game Statistics

2010-11	MIN	FG	3FG	FT	REB	PF/D	A	TO	BLK	STL	PTS
Northwestern State	17	2-2	0-0	0-0	4	4-0	2	2	0	1	4
Nicholls	36	3-7	0-0	2-3	14	2-0	1	2	1	3	8
Tennessee-Martin	27	6-9	0-0	0-0	11	3-0	0	2	2	2	12
Memphis (Tupelo)	14	1-6	0-0	0-0	3	5-1	0	0	0	2	2
Centenary	16	0-6	0-0	1-2	6	1-0	1	1	3	2	1
at South Alabama	17	3-7	0-0	3-4	3	3-0	0	0	1	0	9
Houston	33	6-10	0-0	0-0	11	3-0	0	2	4	3	12
Central Michigan	29	4-7	0-0	0-0	4	2-0	0	1	1	0	8
Coastal Carolina	22	4-6	0-0	0-0	5	3-0	0	3	0	1	8
McNeese State	35	8-12	0-0	1-2	6	2-0	1	2	1	1	17
Wichita St. (Bossier)	13	1-1	0-0	0-0	4	4-0	0	2	0	1	2
North Texas											
Southern											
at Rice											
at Virginia											
at Auburn											
Arkansas											
at Kentucky											
Ole Miss											
at Tennessee											
at Alabama											
South Carolina											
Mississippi State											
at Ole Miss											
at Arkansas											
Alabama											
Florida											
at Miss. State											
Vanderbilt											
at Georgia											
Auburn											
SEC Tournament											

Storm Warren's Career Stats

YEAR	GP-GS	MIN/AVG	FG-FGA	PCT.	3FG-FGA	PCT.	FT-FTA	PCT.	REB.-AVG	PF-FD	AST	TO	BLK	STL	PTS-AVG.
08-09	30-0	224-7.5	21-49	.429	0-0	.000	19-39	.487	53-1.8	32-1	6	9	15	12	61-2.0
09-10	31-31	827-26.7	141-263	.536	0-0	.000	84-123	.683	223-7.2	104-5	13	46	44	33	366-11.8
10-11	11-11	259-23.5	38-73	.521	0-0	.000	7-11	.636	71-6.5	32-1	5	17	13	16	83-7.5
Totals	72-42	1310-18.2	200-385	.519	0-0	.000	110-173	.636	347-4.8	168-7	24	72	72	61	510-7.1



Daron Populist

Guard * 5-10 * 170 * Sophomore * 1L * Slidell, La. (Salmen HS)

25

Top Performances

Points

Season: 6, vs. Centenary, 11/24/10
 Career: 8, vs. Arkansas, 2/24/10

Rebounds

Season: 2, twice
 Career: 2, four times

Field Goals Made

Season: 2, vs. Centenary, 11/24/10
 Career: 2, twice

3 PT FG Made

Season: 2, vs. Centenary, 11/24/10
 Career: 2, twice

Free Throws Made

Season
 Career: 2, vs. Arkansas, 2/24/10

Assists

Season: 2, vs. NW St., 11/12/10
 Career: 2, three times

Blocks

Season:
 Career:

Steals

Season:
 Career: 1, vs. Georgia, 3/6/10

Minutes Played

Season: 13, vs. Centenary, 11/24/10
 Career: 23, twice

Top Career Scoring Games

- 8 vs. Arkansas, 2/24/10
- 6 vs. Centenary, 11/24/10
- 4 at Mississippi State, 1/30/10
- 3 vs. Georgia, 3/6/10
- 3 vs. Tennessee, 2/4/10
- 2 vs. UT-Martin, 11/18/10
- 2 at Arkansas, 2/10/10

Sophomore Season (2010-11)

Played 13 minutes versus Centenary (11/24), scoring six points, hitting two treys

Populist's Game-by-Game Statistics

2009-10

OPPONENT	MIN	FG	3FG	FT	REB	PF/D	A	TO	BLK	STL	PTS
Northwestern State	3	0-0	0-0	0-0	0	1-0	2	0	0	0	0
Nicholls	7	0-1	0-0	0-0	0	4-0	0	3	0	0	0
Tennessee-Martin	8	1-1	0-0	0-0	2	2-0	1	0	0	0	2
Memphis (Tupelo)	DNP										
Centenary	13	2-5	2-4	0-0	2	1-0	1	0	0	0	6
at South Alabama	4	0-1	0-0	0-0	1	0-0	1	0	0	0	0
Houston	DNP										
Central Michigan	4	0-0	0-0	0-0	0	0-0	1	0	0	0	0
Coastal Carolina	DNP										
McNeese State	DNP										
Wichita St. (Bossier)	DNP										
North Texas											
Southern											
at Rice											
at Virginia											
at Auburn											
Arkansas											
at Kentucky											
Ole Miss											
at Tennessee											
at Alabama											
South Carolina											
Mississippi State											
at Ole Miss											
at Arkansas											
Alabama											
Florida											
at Miss. State											
Vanderbilt											
at Georgia											
Auburn											
SEC Tournament											

Daron Populist's Career Stats

YEAR	GP-GS	MIN/AVG	FG-FGA	PCT.	3FG-FGA	PCT.	FT-FTA	PCT.	REB.-AVG	PF-FO	AST	TO	BLK	STL	PTS-AVG.
09-10	16-0	156-9.8	6-21	.286	5-16	.313	3-4	.750	8-0.5	7-0	9	9	0	1	20-1.3
10-11	6-0	39-6.5	3-8	.375	2-4	.500	0-0	.000	5-0.8	8-0	6	3	0	0	8-1.3
Totals	22-0	195-8.9	9-29	.310	7-20	.350	3-4	.750	13-0.6	15-0	15	12	0	1	28-1.3



Aaron Dotson

Guard * 6-4 * 205 * Sophomore * 1 L * Seattle, Wash. (Rainier Beach HS)

45

Top Performances

Points

Season: 17, vs. NW St., 11/12/10
 Career: 17, vs. NW St., 11/12/10

Rebounds

Season: 6, vs. UT-Martin, 11/21/10
 Career: 6, vs. UT-Martin, 11/21/10

Field Goals Made

Season: 5, twice
 Career: 5, twice

3 PT FG Made

Season: 4, at S. Alabama, 11/28/10
 Career: 4, at S. Alabama, 11/28/10

Free Throws Made

Season: 7, vs. NW St., 11/12/10
 Career: 7, vs. NW St., 11/12/10

Assists

Season: 4, three times
 Career: 5, vs. McNeese, 1/4/10

Blocks

Season: 2, vs. Nicholls, 11/16/10
 Career: 2, tjree to,es

Steals

Season: 2, vs. Memphis, 11/21/10
 Career: 2, vs. Memphis, 11/21/10

Minutes Played

Season: 39, at S. Alabama, 11/28/10
 Career: 39, at S. Alabama, 11/28/10

Top Career Scoring Games

1. 17 vs. Northwestern State, 11/12/10
2. 15 at S. Alabama, 11/28/10
3. 13 vs. UT-Martin, 11/18/10
4. 12 vs. Memphis, 11/21/10
5. 11 vs. Washington State, 12/22/09
6. 10 vs. McNeese, 1/4/10
6. 10 vs. Rice, 12/19/09
8. 9 vs. Coastal Carolina, 12/13/10
8. 9 vs. C. Michigan, 12/11/10
9. 8 twice

Sophomore Season (2010-11)

Had a career high of 17 points in the season opener against NW St. (11/12) .. Hit two treys for second straight game against Centenary (11/24), 4-of-last-5 from arc ... In six games has made more threes (8) than last year (7) ... Made four at South Alabama (11/28)

Dotson's Game-by-Game Statistics

2010-11

OPPONENT	MIN	FG	3FG	FT	REB	PF/D	A	TO	BLK	STL	PTS
Northwestern State	27	5-5	0-0	7-8	3	4-0	0	1	1	2	17
Nicholls	21	1-2	0-0	2-2	2	3-0	0	2	0	0	5
Tennessee-Martin	19	4-8	0-1	5-6	6	3-0	2	3	0	0	13
Memphis (Tupelo)	37	3-7	2-2	4-7	4	2-0	4	4	0	2	12
Centenary	20	3-5	2-3	0-0	1	1-0	4	1	0	0	8
at South Alabama	39	5-9	4-5	1-2	3	5-1	4	1	0	0	15
Houston	31	3-6	2-2	0-0	3	3-0	2	0	1	0	8
Central Michigan	34	2-4	0-1	5-6	0	3-0	2	2	0	1	9
Coastal Carolina	37	2-8	1-3	4-6	5	2-0	3	5	1	0	9
McNeese State	31	1-7	0-3	5-5	3	2-0	3	1	1	0	7
Wichita St. (Bossier)	25	1-3	0-0	0-0	2	4-0	2	0	0	0	2
North Texas											
Southern											
at Rice											
at Virginia											
at Auburn											
Arkansas											
at Kentucky											
Ole Miss											
at Tennessee											
at Alabama											
South Carolina											
Mississippi State											
at Ole Miss											
at Arkansas											
Alabama											
Florida											
at Miss. State											
Vanderbilt											
at Georgia											
Auburn											
SEC Tournament											

Aaron Dotson's Career Stats

YEAR	GP-GS	MIN/AVG	FG-FGA	PCT.	3FG-FGA	PCT.	FT-FTA	PCT.	REB.-AVG	PF-FO	AST	TO	BLK	STL	PTS-AVG.
09-10	29-17	539-18.6	32-109	.294	7-46	.152	23-43	.535	48-1.7	61-3	29	33	12	12	93-3.2
10-11	11-11	321-29.2	30-64	.469	11-21	.524	34-44	.773	32-2.9	33-1	27	22	6	5	105-9.5
Totals	40-28	860-21.5	62-173	.358	18-67	.269	57-87	.655	80-2.0	94-4	56	55	18	17	199-5.0

The Last Time LSU ...

ALL GAMES

Scoring

Less Than 50 points	49 -- vs. Tenn. (SECT) (49-59), 3/11/10
50 or more points	69 -- vs. Wichita State (69-70), 12/18/10
60 or more points	69 -- vs. Wichita State (69-70), 12/18/10
70 or more points	78 -- vs. McNeese (78-66, ot), 12/16/10
80 or more points	80 -- at S. Alabama (80-65), 11/28/10
90 or more points	97 -- at Miss. State (97-94), 2/11/09
100 or more points	104 -- vs. Nicholls State (104-57), 11/21/05

Opponents Scoring

Less than 50 points	36 -- by Centenary (36-78), 11/24/10
50 or more points	70 -- by Wichita State (70-69), 12/18/10
60 or more points	70 -- by Wichita State (70-69), 12/18/10
70 or more points	70 -- by Wichita State (70-69), 12/18/10
80 or more points	87 -- by Kentucky (87-52), 2/10/10
90 or more points	94 -- by Miss. State (94-97), 2/11/09
100 or more points	101 -- by Ohio State (101-113), 1-15-05

Field Goal Percentage

Shot 29 percent or less	29.2 -- at Alabama (14-48), 1/27/10
Shot 30 percent or more	33.9 -- vs. Wichita State (19-56), 12/18/10
Shot 40 percent or more	43.9 -- vs. McNeese (25-57), 12/16/10
Shot 50 percent or more	50.0 -- vs. Houston (26-52), 11/30/10
Shot 60 percent or more	60.0 -- vs. NW State (24-40), 11/12/10
Shot 70 percent or more	70.3 -- vs. Centenary (45-64), 1-15-03

Opponents Field Goal Percentage

Shot 29 percent or less	28.3 -- by Centenary (13-46), 11/24/10
Shot 30 percent or more	40.4 -- by Wichita State (21-52), 12/18/10
Shot 40 percent or more	40.4 -- by Wichita State (21-52), 12/18/10
Shot 50 percent or more	51.0 -- by Ole Miss (26-51), 3/4/10
Shot 60 percent or more	61.0 -- by Arizona State (25-41), 11/27/09

Three-Point FG Percentage

Shot less than 10 pct	7.1 -- at Xavier (1-14), 12/29/09
Shot 10 percent or more	38.1 -- vs. Wichita State (8-21), 12/18/10
Shot 20 percent or more	38.1 -- vs. Wichita State (8-21), 12/18/10
Shot 30 percent or more	38.1 -- vs. Wichita State (8-21), 12/18/10
Shot 40 percent or more	42.9 -- vs. Central Michigan (3-7), 12/11/10
Shot 50 percent or more	70.6 -- at S. Alabama (12-17), 11/28/10
Shot 60 percent or more	70.6 -- at S. Alabama (12-17), 11/28/10

Opponents Three-Point FG Percentage

Shot less than 10 pct	7.1 -- by Georgia (1-14), 1/25/06
Shot 10 percent or more	29.4 -- by Wichita State (5-17), 12/18/10
Shot 20 percent or more	29.4 -- by Wichita State (5-17), 12/18/10
Shot 30 percent or more	35.7 -- by Coastal Carolina (5-14), 12/13/10
Shot 40 percent or more	46.4 -- by Auburn (13-28), 2/27/10
Shot 50 percent or more	52.9 -- by Alabama (9-17), 1/27/10
Shot 60 percent or more	60.0 -- by McNeese State (9-15), 12/22/08

Free Throw Percentage

Shot less than 50 pct	46.7 -- at Ole Miss (7-15), 1/12/08
Shot 50 percent or more	74.2 -- vs. Wichita State (22-31), 12/18/10
Shot 60 percent or more	74.2 -- vs. Wichita State (22-31), 12/18/10
Shot 70 percent or more	74.2 -- vs. Wichita State (23-31), 12/18/10
Shot 80 percent or more	90.0 -- vs. Georgia (9-10), 3/6/10
Shot 90 percent or more	90.0 -- vs. Georgia (9-10), 3/6/10
Shot 100 percent	100.0 -- vs. Grambling State (4-4), 12/13/08

Rebounds

Less than 29 rebounds	29 -- at Arkansas, 2/10/10
Had 30 or more rebounds	36 -- vs. Wichita State, 12/18/10
Had 40 or more rebounds	40 -- vs. McNeese, 12/16/10
Had 50 or more rebounds	52 -- vs. UT-Martin, 11/18/10
Had 60 or more rebounds	60 -- vs. Troy State, 12-22-98

Opponent Rebounds

Less than 20 rebounds	17 -- vs. Nicholls State, 12/17/08
Had 20 or more rebounds	41 -- by Wichita State, 12/18/10
Had 30 or more rebounds	41 -- by Wichita State, 12/18/10
Had 40 or more rebounds	41 -- by Wichita State, 12/18/10
Had 50 or more rebounds	53 -- by Kentucky, 2/6/10

Assists

Less than 5 assists	4 -- vs. Alabama, 1-27-10
5 assists or more	6 -- vs. Wichita State, 12/18/10
10 assists or more	16 -- vs. McNeese, 12/16/10
15 assists or more	16 -- vs. McNeese, 12/16/10
20 assists or more	22 -- vs. McNeese, 1/4/10
25 assists or more	26 -- vs. Troy, 11/30/08
30 or more assists	33 -- vs. Georgia State, 12-28-94

Opponent Assists

Less than 5 assists	4 -- by Wichita State, 12/18/10
5 assists or more	9 -- by McNeese, 12/16/10
10 assists or more	10 -- by S. Alabama, 11/28/10
15 assists or more	17 -- by Ole Miss, 3/4/10
20 assists or more	21 -- by Vanderbilt, 1/19/08
25 assists or more	28 -- by Fresno State, 11/26/99
30 assists or more	33 -- by Kentucky, 1-16-96

Blocks

0 blocks	0 -- at Miss. State, 1/30/10
1 or more blocks	2 -- vs. Wichita State, 12/18/10
5 or more blocks	7 -- vs. McNeese, 12/16/10
10 or more blocks	11 -- vs. Ole Miss, 2/14/09
15 or more blocks	16 -- vs. Alcorn State, 11/20/08

Opponent Blocks

0 blocks	0 -- by Western Kentucky, 11/17/09
1 or more blocks	3 -- by Wichita State, 12/18/10
5 or more blocks	6 -- by McNeese, 12/16/10
10 or more blocks	11 -- by UConn, 1/6/07

Steals

0 steals	0 -- vs. Georgia Tech, 3-17-90
1 or more steals	6 -- vs. Wichita State, 12/18/10
5 or more steals	6 -- vs. Wichita State, 12/18/10
10 or more steals	10 -- vs. Houston, 11/30/10
15 or more steals	22 -- vs. Arkansas, 2-17-01

Opponent Steals

0 steals	0 -- by Washington State, 12/27/08
1 or more steals	4 -- by Wichita State, 12/18/10
5 or more steals	11 -- by McNeese, 12/16/10
10 or more steals	11 -- by McNeese, 12/16/10
15 or more steals	16 -- by Miami (Fla.), 12-27-01

The Last Time An LSU Player...

ALL GAMES

Scored 20 or more points	21	Ralston Turner, vs. Wichita State, 12/18/10
Scored 25 or more points.....	26	Bo Spencer, at Auburn, 2/27/10
Scored 30 or more points	38	Tasmin Mitchell, vs. Auburn, 1/20/10
Scored 35 or more points.....	38	Tasmin Mitchell, vs. Auburn, 1/20/10
Scored 40 or more points	41	Tasmin Mitchell, at Miss State, 2/11/09
Scored 45 or more points	46	Chris Jackson, vs. Vanderbilt, 2-18-90
Scored 50 or more points	51	Chris Jackson, vs. Texas, 1-2-90
Scored 55 or more points	55	Chris Jackson, vs. Ole Miss, 3-4-89
Scored 60 or more	64	Pete Maravich, vs. Kentucky, 2-21-70
Scored double figures in 5 straight games.....	7	Andre Stringer, 11/12/10 to 11/28/10
Scored double figures in 10 straight games	15	Tasmin Mitchell, 11/27/09 to 1/23/10
Scored double figures in 15 straight games	15	Tasmin Mitchell, 11/27/09 to 1/23/10
Scored double figures in 20 straight games.....	48	Glen Davis, 3/5/05 to 12/17/06
Scored double figures in 25 straight games.....	48	Glen Davis, 3/5/05 to 12/17/06
Scored double figures in 30 straight games.....	48	Glen Davis, 3/5/05 to 12/17/06
Scored double figures in 35 straight games.....	48	Glen Davis, 3/5/05 to 12/17/06
Scored double figures in 40 straight games	48	Glen Davis, 3/5/05 to 12/17/06
Scored double figures in 45 or more straight game	48	Glen Davis, 3/5/05 to 12/17/06
Scored 20 points or more in 2 straight games	2	Ralston Turner, 23 vs. McNeese (12/16/10); 21 vs. Wichita St. (12/18/10)
Scored 20 points or more in 3 straight games	3	Bo Spencer, 22 vs. Rice (12/19/09); 23 vs. Washington State (12/22/09); 20 at Xavier (12/29/09)
Scored 20 points or more in 4 straight games	4	Tasmin Mitchell, 26 vs. Louisiana-Lafayette (12/1/09); 24 vs. Northwestern State (12/12/09); 24 vs. Southeastern Louisiana (12/14/09); 27 vs. Nicholls State (12/17/09)
Scored 20 points or more in 5 straight games	6	Marcus Thornton, 25 at Ole Miss (1/12/08); 27 vs. Auburn (1/16/08); 27 at Vandy (1/19/08); 20 vs. Arkansas (1/26/08); 38 at Auburn (1/30/08); 22 vs. Alabama (2/2/08)
Scored 30 points or more in consecutive games.....	2	Marcus Thornton, 31 vs. Miss. State (1/21/09); 30 vs. Xavier (1/24/09)
Made 10-14 field goals in a game	10	Tasmin Mitchell, at Miss. State, 1/30/10
Made 15 or more field goals in a game.....	15	Tasmin Mitchell, vs. Auburn, 1/20/10
Attempted 15-19 field goals in a game	15	Andre Stringer, vs. Wichita State, 12/18/10
Attempted 20-24 field goals in a game	21	Tasmin Mitchell, vs. Georgia, 3/6/10
Attempted 25-29 field goals in a game	27	Marcus Thornton, at Miss. State, 3/8/08
Attempted 30 or more field goals in a game	34	Ronnie Henderson, vs. Oklahoma State, 12-20-94
Made 5 three pointers in a game	5	Ralston Turner, vs. Wichita State, 12/18/10
Made 6-9 three pointers in a game.....	6	Marcus Thornton, vs. Florida, 2/24/09
Made 10 or more three pointers in a game.....	10	Chris Jackson, vs. Tennessee, 2-10-90
Attempted 7 three pointers in a game.....	8	Andre Stringer, vs. Wichita State, 12/18/10
Attempted 8-10 three pointers in a game	9	Ralston Turner, vs. Wichita State, 12/18/10
Attempted 11 or more three pointers in a game	8	Andre Stringer, vs. Wichita State, 12/18/10
	9	Ralston Turner, vs. Wichita State, 12/18/10
	11	Bo Spencer, at Ole Miss, 3/4/10

The Last Time An LSU Player...

ALL GAMES

Had 10 or more rebounds	13	Garrett Green, vs. Wichita State, 12/18/10
Had 15 or more rebound	15	Malcolm White, vs. UT-Martin, 11/18/10
Had 20 or more rebounds	21	Jaime Lloreda, vs. McNeese State, 11-24-03
Had 10 or more rebounds in 2 straight games	2	Storm Warren, 14 vs. Nicholls, 11/16/10; 11 vs. UT-Martin, 11/18/10
Had 10 or more rebounds in 3 straight games	3	Tasmin Mitchell, 10 at Alabama, 1/27/10; 10 at Miss. State, 1/30/10; 17 vs. Tennessee, 2/4/10
.....		
Had 10 or more rebounds in 4 straight games	4	Tasmin Mitchell, 11 vs. Ole Miss, 1/23/10; 10 at Alabama, 1/27/10; 10 at Miss. State, 1/30/10; 17 vs. Tennessee, 2/4/10
.....		
Had 10 or more rebounds in 5 straight games	5	Tasmin Mitchell, 10 vs. Auburn, 1/20/10; 11 vs. Ole Miss, 1/23/10; 10 at Alabama, 1/27/10; 10 at Miss. State, 1/30/10; 17 vs. Tennessee, 2/4/10
.....		
Had 10 or more rebounds in 6 or more games.....	8	Glen Davis, 11 at Alabama, 2/4/06; 16 vs. Arkansas, 2/8/06; 15 at Florida, 2/11/06; 13 vs. Miss. State, 2/15/06; 11 at Auburn, 2/18/06; 11 at Vandy, 2/22/06; 15 vs. Kentucky, 2/25/06; 10 at S. Carolina, 2/28/06
.....		
.....		
Had 9 offensive rebounds in a game.....	9	Malcolm White, vs. UT-Martin, 11/18/10
Had 10 defensive rebounds in a game.....	12	Storm Warren, vs. Nicholls, 11/16/10
.....		
Had 5 or more assists.....	5	Andre Stringer, vs. McNeese, 12/16/10
Had 8 or more assists.....	9	Garrett Temple, vs. Ole Miss, 2/14/09
Had 11 or more assists	12	Torris Bright, vs. McNeese State, 12-7-02
Had 16 or more assists	18	Randy Livingston, vs. George Mason, 12-3-94
.....		
Had 3 or more blocks in a game	3	Malcolm White, vs. McNeese, 12/16/10
Had 5 or more blocks in a game	6	Chris Johnson, at Arkansas, 2/18/09
Had 8 or more blocks in a game	9	Tyrus Thomas, vs. Tennessee, 1/14/06
Had 11 or more blocks in a game	11	Stromile Swift, vs. Alabama, 2-10-99
.....		
Had 3 or more steals in a game.....	3	Storm Warren, vs. Houston, 11/30/10 Andre Stringer, vs. Houston, 11/30/10
.....		
Had 5 or more steals in a game.....	5	Chris Bass, vs. Northwestern St., 11/12/10
Had 8 or more steals in a game	8	Clarence Ceasar, vs. Auburn, 1-8-94
Had 10 or more steals in a game	10	Shawn Griggs, vs. Tennessee, 2-23-91
.....		
Had a double-double		Garrett Green, vs. Wichita State, 15 pts-13 reb., 12/18/10
Had a double-double in 2 straight games		Tasmin Mitchell, at Miss. State, 26 pts-10 reb., 1/30/10; vs. Tennessee, 13 pts-17 reb., 2/4/10
.....		
Had a double-double in 3 or more straight games.....	3	Storm Warren, vs. Northwestern State, 21 pts-16 reb., 12/12/09; vs. Southeastern La. 14 pts-12 reb, 12/14/09; vs. Nicholls St., 13 pts-11 reb., vs. 12/17/09
.....		
.....		
Had a double-double in 4 or more straight games	4	Storm Warren, vs. UL-Lafayette, 18 pts-16 reb., 12/1/09; vs. Northwestern State, 21 pts-16 reb., 12/1/09; vs. Southeastern La. 14 pts-12 reb., 12/14/09; vs. Nicholls State, 13 pts-11 reb., 12/17/09
.....		
.....		
Had a triple-double		Shaquille O'Neal, 26 pts-13 reb-11 blks, vs. BYU, 3-19-92
.....		
Played 40 minutes in a game.....	40	Malcom White, vs. McNeese, 12/16/10
.....	41	Ralston Turner, vs. McNeese, 12/16/10
Played 41 or more in a game	41	Ralston Turner, vs. McNeese, 12/16/10
Played 50 or more minutes in a game	54	Maurice Carter, vs. Alabama, 2-10-99

THE STAT CREW SYSTEM
LSU Combined Team Statistics (as of Dec 18, 2010)
All games

RECORD:	OVERALL	HOME	AWAY	NEUTRAL
ALL GAMES	7-4	6-2	1-0	0-2
CONFERENCE	0-0	0-0	0-0	0-0
NON-CONFERENCE	7-4	6-2	1-0	0-2

#	Player	gp-gs	min	avg	Total		3-Point		F-Throw		Rebounds				pf	dq	a	to	blk	stl	pts	avg
					fg-fga	fg%	3fg-fga	3fg%	ft-fta	ft%	off	def	tot	avg								
10	STRINGER, Andre	11-9	316	28.7	44-115	.383	25-66	.379	57-70	.814	5	22	27	2.5	25	0	32	32	3	14	170	15.5
22	TURNER, Ralston	11-11	343	31.2	48-109	.440	25-64	.391	35-47	.745	6	28	34	3.1	26	1	19	26	1	7	156	14.2
45	DOTSON, Aaron	11-11	321	29.2	30-64	.469	11-21	.524	34-44	.773	9	23	32	2.9	33	1	27	22	6	5	105	9.5
05	WHITE, Malcolm	11-11	272	24.7	34-67	.507	0-0	.000	23-43	.535	23	32	55	5.0	32	1	2	17	14	4	91	8.3
24	WARREN, Storm	11-11	259	23.5	38-73	.521	0-0	.000	7-11	.636	26	45	71	6.5	32	1	5	17	13	16	83	7.5
03	GREEN, Garrett	11-0	148	13.5	20-47	.426	2-4	.500	12-26	.462	18	41	59	5.4	21	1	2	8	5	8	54	4.9
21	DERENBECKER, Matt	11-0	161	14.6	16-43	.372	7-25	.280	4-6	.667	2	14	16	1.5	17	0	10	8	1	2	43	3.9
13	LUDWIG, Eddie	11-0	165	15.0	9-22	.409	0-2	.000	23-26	.885	16	16	32	2.9	18	1	9	12	0	8	41	3.7
04	BASS, Chris	11-2	171	15.5	10-19	.526	0-0	.000	6-15	.400	3	21	24	2.2	11	0	25	15	1	8	26	2.4
25	POPULIST, Daron	6-0	39	6.5	3-8	.375	2-4	.500	0-0	.000	0	5	5	0.8	8	0	6	3	0	0	8	1.3
14	COURTNEY, Jalen	7-0	28	4.0	2-5	.400	0-2	.000	3-4	.750	0	4	4	0.6	3	0	0	0	0	0	7	1.0
15	HARRIS, Dennis	3-0	27	9.0	1-4	.250	0-0	.000	0-0	.000	1	4	5	1.7	3	0	0	2	2	2	2	0.7
Team												27	23	50				6				
Total.....		11	2250		255-576	.443	72-188	.383	204-292	.699	136	278	414	37.6	229	6	137	168	46	74	786	71.5
Opponents.....		11	2250		234-615	.380	59-193	.306	166-251	.661	151	224	375	34.1	241	5	73	157	42	88	693	63.0

TEAM STATISTICS	LSU	OPP	Date	Opponent	Score	Att.
SCORING	786	693	11/12/10	NORTHWESTERN STATE	w 87-78	7842
Points per game	71.5	63.0	11/16/10	NICHOLLS STATE	L 53-62	6913
Scoring margin	+8.5	-	11/18/10	TENNESSEE-MARTIN	w 79-56	6607
FIELD GOALS-ATT	255-576	234-615	11/21/10	vs Memphis	L 61-70	7941
Field goal pct	.443	.380	11/24/10	CENTENARY	w 78-36	6742
3 POINT FG-ATT	72-188	59-193	11/28/10	at South Alabama	w 80-65	3653
3-point FG pct	.383	.306	11/30/10	HOUSTON	w 73-57	6688
3-pt FG made per game	6.5	5.4	12/11/10	CENTRAL MICHIGAN	w 59-55	6898
FREE THROWS-ATT	204-292	166-251	12/13/10	COASTAL CAROLINA	Lot 69-78	6425
Free throw pct	.699	.661	12/16/10	MCNEESE STATE	Wot 78-66	6445
F-Throws made per game	18.5	15.1	12/18/10	vs Wichita State	L 69-70	2165
REBOUNDS	414	375				
Rebounds per game	37.6	34.1				
Rebounding margin	+3.5	-				
ASSISTS	137	73				
Assists per game	12.5	6.6				
TURNOVERS	168	157				
Turnovers per game	15.3	14.3				
Turnover margin	-1.0	-				
Assist/turnover ratio	0.8	0.5				
STEALS	74	88				
Steals per game	6.7	8.0				
BLOCKS	46	42				
Blocks per game	4.2	3.8				
ATTENDANCE	54560	13759				
Home games-Avg/Game	8-6820	1-3653				
Neutral site-Avg/Game	-	2-5053				

* - Conference game

Score by Periods	1st	2nd	OT	Totals
LSU	373	390	23	786
Opponents	302	371	20	693

THE STAT CREW SYSTEM
LSU Category Leaders (as of Dec 18, 2010)
All games

Points	G	Pts	Pts/G	Scoring Average	G	Pts	Avg/G
STRINGER, Andre	11	170	15.5	STRINGER, Andre	11	170	15.5
TURNER, Ralston	11	156	14.2	TURNER, Ralston	11	156	14.2
DOTSON, Aaron	11	105	9.5	DOTSON, Aaron	11	105	9.5
WHITE, Malcolm	11	91	8.3	WHITE, Malcolm	11	91	8.3
WARREN, Storm	11	83	7.5	WARREN, Storm	11	83	7.5
GREEN, Garrett	11	54	4.9	GREEN, Garrett	11	54	4.9
DERENBECKER, Matt	11	43	3.9	DERENBECKER, Matt	11	43	3.9
LUDWIG, Eddie	11	41	3.7	LUDWIG, Eddie	11	41	3.7
BASS, Chris	11	26	2.4	BASS, Chris	11	26	2.4
POPULIST, Daron	6	8	1.3	POPULIST, Daron	6	8	1.3
COURTNEY, Jalen	7	7	1.0	COURTNEY, Jalen	7	7	1.0
HARRIS, Dennis	3	2	0.7	HARRIS, Dennis	3	2	0.7

FG Percentage	FG	Att	Pct	Field Goal Attempts	G	Att	Att/G
BASS, Chris	10	19	.526	STRINGER, Andre	11	115	10.5
WARREN, Storm	38	73	.521	TURNER, Ralston	11	109	9.9
WHITE, Malcolm	34	67	.507	WARREN, Storm	11	73	6.6
DOTSON, Aaron	30	64	.469	WHITE, Malcolm	11	67	6.1
TURNER, Ralston	48	109	.440	DOTSON, Aaron	11	64	5.8
GREEN, Garrett	20	47	.426				
LUDWIG, Eddie	9	22	.409	Field Goals Made	G	Made	Made/G
COURTNEY, Jalen	2	5	.400	TURNER, Ralston	11	48	4.4
STRINGER, Andre	44	115	.383	STRINGER, Andre	11	44	4.0
POPULIST, Daron	3	8	.375	WARREN, Storm	11	38	3.5
DERENBECKER, Matt	16	43	.372	WHITE, Malcolm	11	34	3.1
HARRIS, Dennis	1	4	.250	DOTSON, Aaron	11	30	2.7

3-Point Percentage	3FG	Att	Pct	3-Point FG Attempts	G	Att	Att/G
DOTSON, Aaron	11	21	.524	STRINGER, Andre	11	66	6.0
POPULIST, Daron	2	4	.500	TURNER, Ralston	11	64	5.8
GREEN, Garrett	2	4	.500	DERENBECKER, Matt	11	25	2.3
TURNER, Ralston	25	64	.391	DOTSON, Aaron	11	21	1.9
STRINGER, Andre	25	66	.379	GREEN, Garrett	11	4	0.4
DERENBECKER, Matt	7	25	.280	POPULIST, Daron	6	4	0.7
COURTNEY, Jalen	0	2	.000				
LUDWIG, Eddie	0	2	.000	3-Point FG Made	G	Made	Made/G
				STRINGER, Andre	11	25	2.3
				TURNER, Ralston	11	25	2.3
				DOTSON, Aaron	11	11	1.0
				DERENBECKER, Matt	11	7	0.6
				POPULIST, Daron	6	2	0.3
				GREEN, Garrett	11	2	0.2

Free Throw Percent	FG	Att	Pct	Free Throw Attempts	G	Att	Att/G
LUDWIG, Eddie	23	26	.885	STRINGER, Andre	11	70	6.4
STRINGER, Andre	57	70	.814	TURNER, Ralston	11	47	4.3
DOTSON, Aaron	34	44	.773	DOTSON, Aaron	11	44	4.0
COURTNEY, Jalen	3	4	.750	WHITE, Malcolm	11	43	3.9
TURNER, Ralston	35	47	.745	GREEN, Garrett	11	26	2.4
DERENBECKER, Matt	4	6	.667	LUDWIG, Eddie	11	26	2.4
WARREN, Storm	7	11	.636				
WHITE, Malcolm	23	43	.535	Free Throws Made	G	Made	Made/G
GREEN, Garrett	12	26	.462	STRINGER, Andre	11	57	5.2
BASS, Chris	6	15	.400	TURNER, Ralston	11	35	3.2
				DOTSON, Aaron	11	34	3.1
				LUDWIG, Eddie	11	23	2.1
				WHITE, Malcolm	11	23	2.1

THE STAT CREW SYSTEM
LSU Category Leaders (as of Dec 18, 2010)
All games

<u>Rebounds</u>	<u>G</u>	<u>Reb</u>	<u>Reb/G</u>
WARREN, Storm	11	71	6.5
GREEN, Garrett	11	59	5.4
WHITE, Malcolm	11	55	5.0
TURNER, Ralston	11	34	3.1
LUDWIG, Eddie	11	32	2.9
DOTSON, Aaron	11	32	2.9

<u>Rebound Average</u>	<u>G</u>	<u>Reb</u>	<u>Avg/G</u>
WARREN, Storm	11	71	6.5
GREEN, Garrett	11	59	5.4
WHITE, Malcolm	11	55	5.0
TURNER, Ralston	11	34	3.1
LUDWIG, Eddie	11	32	2.9
DOTSON, Aaron	11	32	2.9

<u>Offensive Rebounds</u>	<u>G</u>	<u>No.</u>	<u>Avg/G</u>
WARREN, Storm	11	26	2.4
WHITE, Malcolm	11	23	2.1
GREEN, Garrett	11	18	1.6
LUDWIG, Eddie	11	16	1.5
DOTSON, Aaron	11	9	0.8

<u>Defensive Rebounds</u>	<u>G</u>	<u>No.</u>	<u>Avg/G</u>
WARREN, Storm	11	45	4.1
GREEN, Garrett	11	41	3.7
WHITE, Malcolm	11	32	2.9
TURNER, Ralston	11	28	2.5
DOTSON, Aaron	11	23	2.1

<u>Fouls</u>	<u>G</u>	<u>No.</u>	<u>Per/G</u>
DOTSON, Aaron	11	33	3.0
WHITE, Malcolm	11	32	2.9
WARREN, Storm	11	32	2.9
TURNER, Ralston	11	26	2.4
STRINGER, Andre	11	25	2.3

<u>Foulsouts</u>	<u>G</u>	<u>No.</u>
DOTSON, Aaron	11	1
WHITE, Malcolm	11	1
WARREN, Storm	11	1
TURNER, Ralston	11	1
LUDWIG, Eddie	11	1
GREEN, Garrett	11	1

<u>Assists</u>	<u>G</u>	<u>No.</u>	<u>Ast/G</u>
STRINGER, Andre	11	32	2.9
DOTSON, Aaron	11	27	2.5
BASS, Chris	11	25	2.3
TURNER, Ralston	11	19	1.7
DERENBECKER, Matt	11	10	0.9

<u>Steals</u>	<u>G</u>	<u>No.</u>	<u>Stl/G</u>
WARREN, Storm	11	16	1.5
STRINGER, Andre	11	14	1.3
BASS, Chris	11	8	0.7
GREEN, Garrett	11	8	0.7
LUDWIG, Eddie	11	8	0.7

<u>Blocked Shots</u>	<u>G</u>	<u>No.</u>	<u>Blk/G</u>
WHITE, Malcolm	11	14	1.3
WARREN, Storm	11	13	1.2
DOTSON, Aaron	11	6	0.5
GREEN, Garrett	11	5	0.5
STRINGER, Andre	11	3	0.3

<u>Minutes</u>	<u>G</u>	<u>No.</u>	<u>Min/G</u>
TURNER, Ralston	11	343	31.2
DOTSON, Aaron	11	321	29.2
STRINGER, Andre	11	316	28.7
WHITE, Malcolm	11	272	24.7
WARREN, Storm	11	259	23.5

<u>Turnovers</u>	<u>G</u>	<u>No.</u>	<u>TO/G</u>
STRINGER, Andre	11	32	2.9
TURNER, Ralston	11	26	2.4
DOTSON, Aaron	11	22	2.0
WHITE, Malcolm	11	17	1.5
WARREN, Storm	11	17	1.5

THE STAT CREW SYSTEM
LSU Team Game-by-Game (as of Dec 18, 2010)
All games

TEAM STATISTICS

Opponent	Date	Score		Total		3-Pointers		Free throws		Rebounds				pf	a	t/o	blk	stl	pts	avg
				fg-fga	pct	3fg-fga	pct	ft-fta	pct	off	def	tot	avg							
NORTHWESTERN STATE	11/12/10	87-78	W	24-40	.600	7-15	.467	32-46	.696	9	24	33	33.0	30	13	25	4	13	87	87.0
NICHOLLS STATE	11/16/10	53-62	L	16-43	.372	6-18	.333	15-21	.714	7	30	37	35.0	22	8	18	4	3	53	70.0
TENNESSEE-MARTIN	11/18/10	79-56	W	27-62	.435	3-15	.200	22-29	.759	22	30	52	40.7	20	11	15	5	7	79	73.0
vs Memphis	11/21/10	61-70	L	18-52	.346	5-15	.333	20-29	.690	9	26	35	39.2	27	13	13	4	7	61	70.0
CENTENARY	11/24/10	78-36	W	29-61	.475	10-24	.417	10-17	.588	17	26	43	40.0	12	17	9	4	7	78	71.6
at South Alabama	11/28/10	80-65	W	25-47	.532	12-17	.706	18-28	.643	9	29	38	39.7	24	14	14	3	5	80	73.0
HOUSTON	11/30/10	73-57	W	26-52	.500	5-14	.357	16-21	.762	14	21	35	39.0	16	14	17	5	10	73	73.0
CENTRAL MICHIGAN	12/11/10	59-55	W	20-42	.476	3-7	.429	16-22	.727	7	23	30	37.9	17	12	17	4	8	59	71.2
COASTAL CAROLINA	12/13/10	69-78	Lot	26-64	.406	7-22	.318	10-17	.588	14	21	35	37.6	23	13	16	4	5	69	71.0
MCNEESE STATE	12/16/10	78-66	Wot	25-57	.439	6-20	.300	22-31	.710	14	26	40	37.8	16	16	13	7	3	78	71.7
vs Wichita State	12/18/10	69-70	L	19-56	.339	8-21	.381	23-31	.742	14	22	36	37.6	22	6	11	2	6	69	71.5
LSU		786		255-576	.443	72-188	.383	204-292	.699	136	278	414	37.6	229	137	168	46	74	786	71.5
Opponents		693		234-615	.380	59-193	.306	166-251	.661	151	224	375	34.1	241	73	157	42	88	693	63.0

Games played: 11
Points/game: 71.5
FG Pct: 44.3
3FG Pct: 38.3
FT Pct: 69.9

Rebounds/game: 37.6
Assists/game: 12.5
Turnovers/game: 15.3
Assist/turnover ratio: 0.8
Steals/game: 6.7
Blocks/game: 4.2

THE STAT CREW SYSTEM
 LSU Opponent Game-by-Game (as of Dec 18, 2010)
 All games

OPPONENT STATISTICS

Opponent	Date	Score		Total		3-Pointers		Free throws		Rebounds				pf	a	t/o	blk	stl	pts	avg
				fg-fga	pct	3fg-fga	pct	ft-fta	pct	off	def	tot	avg							
NORTHWESTERN STATE	11/12/10	87-78	W	29-70	.414	7-26	.269	13-27	.481	24	12	36	36.0	32	8	17	3	14	78	78.0
NICHOLLS STATE	11/16/10	53-62	L	19-53	.358	6-19	.316	18-27	.667	10	23	33	34.5	19	7	8	2	12	62	70.0
TENNESSEE-MARTIN	11/18/10	79-56	W	19-60	.317	4-18	.222	14-22	.636	16	16	32	33.7	23	4	14	2	8	56	65.3
vs Memphis	11/21/10	61-70	L	23-49	.469	7-19	.368	17-28	.607	6	27	33	33.5	27	9	16	5	7	70	66.5
CENTENARY	11/24/10	78-36	W	13-46	.283	4-15	.267	6-10	.600	7	19	26	32.0	16	7	15	4	5	36	60.4
at South Alabama	11/28/10	80-65	W	18-54	.333	6-16	.375	23-31	.742	12	17	29	31.5	24	10	9	7	4	65	61.2
HOUSTON	11/30/10	73-57	W	23-58	.397	6-16	.375	5-12	.417	18	14	32	31.6	20	6	19	3	6	57	60.6
CENTRAL MICHIGAN	12/11/10	59-55	W	17-48	.354	3-10	.300	18-23	.783	11	18	29	31.3	18	2	16	2	9	55	59.9
COASTAL CAROLINA	12/13/10	69-78	Lot	27-60	.450	5-14	.357	19-26	.731	16	29	45	32.8	18	7	16	5	8	78	61.9
MCNEESE STATE	12/16/10	78-66	Wot	25-65	.385	6-23	.261	10-15	.667	16	23	39	33.4	20	9	12	6	11	66	62.3
vs Wichita State	12/18/10	69-70	L	21-52	.404	5-17	.294	23-30	.767	15	26	41	34.1	24	4	15	3	4	70	63.0
Opponents		693		234-615	.380	59-193	.306	166-251	.661	151	224	375	34.1	241	73	157	42	88	693	63.0
LSU		786		255-576	.443	72-188	.383	204-292	.699	136	278	414	37.6	229	137	168	46	74	786	71.5

Games played: 11
 Points/game: 63.0
 FG Pct: 38.0
 3FG Pct: 30.6
 FT Pct: 66.1

Rebounds/game: 34.1
 Assists/game: 6.6
 Turnovers/game: 14.3
 Assist/turnover ratio: 0.5
 Steals/game: 8.0
 Blocks/game: 3.8

THE STAT CREW SYSTEM
LSU Points-Rebounds-Assists (as of Dec 18, 2010)
All games

Opponent	Date	Score		03	04	05	10	13	14	15
				GREEN,GARR	BASS,CHRIS	WHITE,MALC	STRINGER,A	LUDWIG,EDD	COURTNEY,J	HARRIS,DEN
NORTHWESTERN STATE	11/12/10	87-78	w	2-6-0	4-2-2	12-4-0	21-3-5	4-3-0	2-0-0	DNP
NICHOLLS STATE	11/16/10	53-62	L	0-4-1	0-2-0	2-2-0	14-2-3	4-2-0	DNP	DNP
TENNESSEE-MARTIN	11/18/10	79-56	w	3-3-0	4-3-5	12-15-2	15-2-1	5-1-0	1-1-0	DNP
vs Memphis	11/21/10	61-70	L	8-4-0	0-2-4	5-4-0	13-2-2	8-8-1	2-0-0	DNP
CENTENARY	11/24/10	78-36	w	8-9-0	3-5-1	14-7-0	16-0-4	6-5-4	2-3-0	DNP
at South Alabama	11/28/10	80-65	w	0-5-0	1-2-0	4-4-0	21-4-3	4-4-4	0-0-0	DNP
HOUSTON	11/30/10	73-57	w	4-5-0	2-1-4	9-2-0	13-3-3	5-3-0	DNP	DNP
CENTRAL MICHIGAN	12/11/10	59-55	w	2-3-0	6-4-4	12-4-0	8-1-0	3-2-0	DNP	2-0-0
COASTAL CAROLINA	12/13/10	69-78	L	9-4-0	4-0-1	5-3-0	16-2-5	0-1-0	0-0-0	0-3-0
MCNEESE STATE	12/16/10	78-66	w	3-3-1	0-3-2	13-9-0	15-6-5	0-0-0	DNP	DNP
vs Wichita State	12/18/10	69-70	L	15-13-0	2-0-2	3-1-0	18-2-1	2-3-0	0-0-0	0-2-0

Opponent	Date	Score		21	22	24	25	45
				DERENBECKE	TURNER,RAL	WARREN,STO	POPULIST,D	DOTSON,AAR
NORTHWESTERN STATE	11/12/10	87-78	w	0-0-0	21-5-2	4-4-2	0-0-2	17-3-0
NICHOLLS STATE	11/16/10	53-62	L	14-6-0	6-2-2	8-14-1	0-0-0	5-2-1
TENNESSEE-MARTIN	11/18/10	79-56	w	2-2-0	10-1-0	12-11-0	2-2-1	13-6-2
vs Memphis	11/21/10	61-70	L	0-1-1	11-2-1	2-3-0	DNP	12-4-4
CENTENARY	11/24/10	78-36	w	6-0-1	8-3-1	1-6-1	6-2-1	8-1-4
at South Alabama	11/28/10	80-65	w	9-4-2	17-1-0	9-3-0	0-1-1	15-3-4
HOUSTON	11/30/10	73-57	w	5-0-0	15-3-5	12-11-0	DNP	8-3-2
CENTRAL MICHIGAN	12/11/10	59-55	w	0-0-1	9-7-4	8-4-0	0-0-1	9-0-2
COASTAL CAROLINA	12/13/10	69-78	L	3-1-3	15-6-1	8-5-0	DNP	9-5-3
MCNEESE STATE	12/16/10	78-66	w	0-1-1	23-2-3	17-6-1	DNP	7-3-3
vs Wichita State	12/18/10	69-70	L	4-1-1	21-2-0	2-4-0	DNP	2-2-2

THE STAT CREW SYSTEM
LSU Team High/Low Analysis (as of Dec 18, 2010)
All games

LSU - TEAM GAME HIGHS

POINTS	87		NORTHWESTERN STATE (11/12/10)
	80		at South Alabama (11/28/10)
	79		TENNESSEE-MARTIN (11/18/10)
	78		MCNEESE STATE (12/16/10)
	78		CENTENARY (11/24/10)
	29		CENTENARY (11/24/10)
FIELD GOALS MADE	27		TENNESSEE-MARTIN (11/18/10)
	26		COASTAL CAROLINA (12/13/10)
	26		HOUSTON (11/30/10)
	64		COASTAL CAROLINA (12/13/10)
FIELD GOAL ATTEMPTS	62		TENNESSEE-MARTIN (11/18/10)
	61		CENTENARY (11/24/10)
FIELD GOAL PERCENTAGE	.600	(24-40)	NORTHWESTERN STATE (11/12/10)
	.532	(25-47)	at South Alabama (11/28/10)
	.500	(26-52)	HOUSTON (11/30/10)
	12		at South Alabama (11/28/10)
3 PT FIELD GOALS MADE	10		CENTENARY (11/24/10)
	8		vs Wichita State (12/18/10)
3 PT FG ATTEMPTS	24		CENTENARY (11/24/10)
	22		COASTAL CAROLINA (12/13/10)
	21		vs Wichita State (12/18/10)
	.706	(12-17)	at South Alabama (11/28/10)
3 PT FG PERCENTAGE	.467	(7-15)	NORTHWESTERN STATE (11/12/10)
	.429	(3-7)	CENTRAL MICHIGAN (12/11/10)
FREE THROWS MADE	32		NORTHWESTERN STATE (11/12/10)
	23		vs Wichita State (12/18/10)
	22		MCNEESE STATE (12/16/10)
	22		TENNESSEE-MARTIN (11/18/10)
FREE THROW ATTEMPTS	46		NORTHWESTERN STATE (11/12/10)
	31		vs Wichita State (12/18/10)
	31		MCNEESE STATE (12/16/10)
	.762	(16-21)	HOUSTON (11/30/10)
FREE THROW PERCENTAGE	.759	(22-29)	TENNESSEE-MARTIN (11/18/10)
	.742	(23-31)	vs Wichita State (12/18/10)
REBOUNDS	52		TENNESSEE-MARTIN (11/18/10)
	43		CENTENARY (11/24/10)
	40		MCNEESE STATE (12/16/10)
	17		CENTENARY (11/24/10)
ASSISTS	16		MCNEESE STATE (12/16/10)
	14		HOUSTON (11/30/10)
	14		at South Alabama (11/28/10)
	13		NORTHWESTERN STATE (11/12/10)
STEALS	10		HOUSTON (11/30/10)
	8		CENTRAL MICHIGAN (12/11/10)
BLOCKED SHOTS	7		MCNEESE STATE (12/16/10)
	5		HOUSTON (11/30/10)
	5		TENNESSEE-MARTIN (11/18/10)
	25		NORTHWESTERN STATE (11/12/10)
TURNOVERS	18		NICHOLLS STATE (11/16/10)
	17		CENTRAL MICHIGAN (12/11/10)
	17		HOUSTON (11/30/10)
	30		NORTHWESTERN STATE (11/12/10)
FOULS	27		vs Memphis (11/21/10)
	24		at South Alabama (11/28/10)

THE STAT CREW SYSTEM
LSU High/Low Analysis (as of Dec 18, 2010)
All games

Opponent - GAME HIGHS

POINTS	78		COASTAL CAROLINA (12/13/10)
	78		NORTHWESTERN STATE (11/12/10)
	70		vs Wichita State (12/18/10)
	70		vs Memphis (11/21/10)
	66		MCNEESE STATE (12/16/10)
FIELD GOALS MADE	29		NORTHWESTERN STATE (11/12/10)
	27		COASTAL CAROLINA (12/13/10)
	25		MCNEESE STATE (12/16/10)
FIELD GOAL ATTEMPTS	70		NORTHWESTERN STATE (11/12/10)
	65		MCNEESE STATE (12/16/10)
	60		COASTAL CAROLINA (12/13/10)
	60		TENNESSEE-MARTIN (11/18/10)
FIELD GOAL PERCENTAGE	.469	(23-49)	vs Memphis (11/21/10)
	.450	(27-60)	COASTAL CAROLINA (12/13/10)
	.414	(29-70)	NORTHWESTERN STATE (11/12/10)
3 PT FIELD GOALS MADE	7		vs Memphis (11/21/10)
	7		NORTHWESTERN STATE (11/12/10)
	6		MCNEESE STATE (12/16/10)
	6		HOUSTON (11/30/10)
	6		at South Alabama (11/28/10)
	6		NICHOLLS STATE (11/16/10)
3 PT FG ATTEMPTS	26		NORTHWESTERN STATE (11/12/10)
	23		MCNEESE STATE (12/16/10)
	19		vs Memphis (11/21/10)
	19		NICHOLLS STATE (11/16/10)
3 PT FG PERCENTAGE	.375	(6-16)	HOUSTON (11/30/10)
	.375	(6-16)	at South Alabama (11/28/10)
	.368	(7-19)	vs Memphis (11/21/10)
FREE THROWS MADE	23		vs Wichita State (12/18/10)
	23		at South Alabama (11/28/10)
	19		COASTAL CAROLINA (12/13/10)
FREE THROW ATTEMPTS	31		at South Alabama (11/28/10)
	30		vs Wichita State (12/18/10)
	28		vs Memphis (11/21/10)
FREE THROW PERCENTAGE	.783	(18-23)	CENTRAL MICHIGAN (12/11/10)
	.767	(23-30)	vs Wichita State (12/18/10)
	.742	(23-31)	at South Alabama (11/28/10)
REBOUNDS	45		COASTAL CAROLINA (12/13/10)
	41		vs Wichita State (12/18/10)
	39		MCNEESE STATE (12/16/10)
ASSISTS	10		at South Alabama (11/28/10)
	9		MCNEESE STATE (12/16/10)
	9		vs Memphis (11/21/10)
STEALS	14		NORTHWESTERN STATE (11/12/10)
	12		NICHOLLS STATE (11/16/10)
	11		MCNEESE STATE (12/16/10)
BLOCKED SHOTS	7		at South Alabama (11/28/10)
	6		MCNEESE STATE (12/16/10)
	5		COASTAL CAROLINA (12/13/10)
	5		vs Memphis (11/21/10)
TURNOVERS	19		HOUSTON (11/30/10)
	17		NORTHWESTERN STATE (11/12/10)
	16		COASTAL CAROLINA (12/13/10)
	16		CENTRAL MICHIGAN (12/11/10)
	16		vs Memphis (11/21/10)
FOULS	32		NORTHWESTERN STATE (11/12/10)

THE STAT CREW SYSTEM
 LSU High/Low Analysis (as of Dec 18, 2010)
 All games

LSU - GAME LOWS

POINTS	53	NICHOLLS STATE (11/16/10)
	59	CENTRAL MICHIGAN (12/11/10)
	61	vs Memphis (11/21/10)
FIELD GOALS MADE	69	COASTAL CAROLINA (12/13/10)
	69	vs Wichita State (12/18/10)
	16	NICHOLLS STATE (11/16/10)
FIELD GOAL ATTEMPTS	18	vs Memphis (11/21/10)
	19	vs Wichita State (12/18/10)
	40	NORTHWESTERN STATE (11/12/10)
FIELD GOAL PERCENTAGE	42	CENTRAL MICHIGAN (12/11/10)
	43	NICHOLLS STATE (11/16/10)
	.339 (19-56)	vs Wichita State (12/18/10)
3 PT FIELD GOALS MADE	.346 (18-52)	vs Memphis (11/21/10)
	.372 (16-43)	NICHOLLS STATE (11/16/10)
	3	TENNESSEE-MARTIN (11/18/10)
3 PT FG ATTEMPTS	3	CENTRAL MICHIGAN (12/11/10)
	5	vs Memphis (11/21/10)
	5	HOUSTON (11/30/10)
3 PT FG PERCENTAGE	7	CENTRAL MICHIGAN (12/11/10)
	14	HOUSTON (11/30/10)
	15	NORTHWESTERN STATE (11/12/10)
FREE THROWS MADE	15	TENNESSEE-MARTIN (11/18/10)
	15	vs Memphis (11/21/10)
	.200 (3-15)	TENNESSEE-MARTIN (11/18/10)
FREE THROW ATTEMPTS	.300 (6-20)	MCNEESE STATE (12/16/10)
	.318 (7-22)	COASTAL CAROLINA (12/13/10)
	10	CENTENARY (11/24/10)
FREE THROW PERCENTAGE	10	COASTAL CAROLINA (12/13/10)
	15	NICHOLLS STATE (11/16/10)
	17	CENTENARY (11/24/10)
REBOUNDS	17	COASTAL CAROLINA (12/13/10)
	17	COASTAL CAROLINA (12/13/10)
	21	NICHOLLS STATE (11/16/10)
ASSISTS	21	HOUSTON (11/30/10)
	.588 (10-17)	CENTENARY (11/24/10)
	.588 (10-17)	COASTAL CAROLINA (12/13/10)
STEALS	.643 (18-28)	at South Alabama (11/28/10)
	30	CENTRAL MICHIGAN (12/11/10)
	33	NORTHWESTERN STATE (11/12/10)
BLOCKED SHOTS	35	vs Memphis (11/21/10)
	35	HOUSTON (11/30/10)
	35	COASTAL CAROLINA (12/13/10)
BLOCKED SHOTS	6	vs Wichita State (12/18/10)
	8	NICHOLLS STATE (11/16/10)
	11	TENNESSEE-MARTIN (11/18/10)
BLOCKED SHOTS	3	NICHOLLS STATE (11/16/10)
	3	MCNEESE STATE (12/16/10)
	5	at South Alabama (11/28/10)
BLOCKED SHOTS	5	COASTAL CAROLINA (12/13/10)
	2	vs Wichita State (12/18/10)
	3	at South Alabama (11/28/10)
BLOCKED SHOTS	4	NORTHWESTERN STATE (11/12/10)
	4	NICHOLLS STATE (11/16/10)
	4	vs Memphis (11/21/10)
BLOCKED SHOTS	4	CENTENARY (11/24/10)
	4	CENTRAL MICHIGAN (12/11/10)
	4	COASTAL CAROLINA (12/13/10)

THE STAT CREW SYSTEM
 LSU High/Low Analysis (as of Dec 18, 2010)
 All games

Opponent - GAME LOWS

POINTS	36		CENTENARY (11/24/10)
	55		CENTRAL MICHIGAN (12/11/10)
	56		TENNESSEE-MARTIN (11/18/10)
FIELD GOALS MADE	57		HOUSTON (11/30/10)
	62		NICHOLLS STATE (11/16/10)
	13		CENTENARY (11/24/10)
FIELD GOAL ATTEMPTS	17		CENTRAL MICHIGAN (12/11/10)
	18		at South Alabama (11/28/10)
	46		CENTENARY (11/24/10)
FIELD GOAL PERCENTAGE	48		CENTRAL MICHIGAN (12/11/10)
	49		vs Memphis (11/21/10)
	.283	(13-46)	CENTENARY (11/24/10)
3 PT FIELD GOALS MADE	.317	(19-60)	TENNESSEE-MARTIN (11/18/10)
	.333	(18-54)	at South Alabama (11/28/10)
	3		CENTRAL MICHIGAN (12/11/10)
3 PT FG ATTEMPTS	4		TENNESSEE-MARTIN (11/18/10)
	4		CENTENARY (11/24/10)
	10		CENTRAL MICHIGAN (12/11/10)
3 PT FG PERCENTAGE	14		COASTAL CAROLINA (12/13/10)
	15		CENTENARY (11/24/10)
	.222	(4-18)	TENNESSEE-MARTIN (11/18/10)
FREE THROWS MADE	.261	(6-23)	MCNEESE STATE (12/16/10)
	.267	(4-15)	CENTENARY (11/24/10)
	5		HOUSTON (11/30/10)
FREE THROW ATTEMPTS	6		CENTENARY (11/24/10)
	10		MCNEESE STATE (12/16/10)
	10		CENTENARY (11/24/10)
FREE THROW PERCENTAGE	12		HOUSTON (11/30/10)
	15		MCNEESE STATE (12/16/10)
	.417	(5-12)	HOUSTON (11/30/10)
REBOUNDS	.481	(13-27)	NORTHWESTERN STATE (11/12/10)
	.600	(6-10)	CENTENARY (11/24/10)
	26		CENTENARY (11/24/10)
ASSISTS	29		at South Alabama (11/28/10)
	29		CENTRAL MICHIGAN (12/11/10)
	2		CENTRAL MICHIGAN (12/11/10)
STEALS	4		TENNESSEE-MARTIN (11/18/10)
	4		vs Wichita State (12/18/10)
	4		at South Alabama (11/28/10)
BLOCKED SHOTS	4		vs Wichita State (12/18/10)
	5		CENTENARY (11/24/10)
	2		NICHOLLS STATE (11/16/10)
TURNOVERS	2		TENNESSEE-MARTIN (11/18/10)
	2		CENTRAL MICHIGAN (12/11/10)
	8		NICHOLLS STATE (11/16/10)
FOULS	9		at South Alabama (11/28/10)
	12		MCNEESE STATE (12/16/10)
	16		CENTENARY (11/24/10)
	18		CENTRAL MICHIGAN (12/11/10)
	18		COASTAL CAROLINA (12/13/10)

THE STAT CREW SYSTEM
LSU Player High/Low Analysis (as of Dec 18, 2010)
All games

LSU - INDIVIDUAL GAME HIGHS

Points	23		TURNER, Ralston vs McNeese State (12/16/10)	
	21		TURNER, Ralston vs Wichita State (12/18/10)	
	21		STRINGER, Andre at South Alabama (11/28/10)	
	21		STRINGER, Andre vs Northwestern State (11/12/10)	
	21		TURNER, Ralston vs Northwestern State (11/12/10)	
Field Goals Made	8		WARREN, Storm vs McNeese State (12/16/10)	
	7		STRINGER, Andre at South Alabama (11/28/10)	
	6		TURNER, Ralston vs Wichita State (12/18/10)	
	6		TURNER, Ralston vs McNeese State (12/16/10)	
	6		STRINGER, Andre vs Coastal Carolina (12/13/10)	
	6		WARREN, Storm vs Houston (11/30/10)	
	6		TURNER, Ralston vs Houston (11/30/10)	
	6		WHITE, Malcolm vs Centenary (11/24/10)	
	6		WARREN, Storm vs Tennessee-Martin (11/18/10)	
	6		TURNER, Ralston vs Northwestern State (11/12/10)	
	Field Goal Att.	16		TURNER, Ralston vs Coastal Carolina (12/13/10)
		15		STRINGER, Andre vs Wichita State (12/18/10)
		15		TURNER, Ralston vs McNeese State (12/16/10)
15			STRINGER, Andre vs Coastal Carolina (12/13/10)	
13			TURNER, Ralston vs Wichita State (12/18/10)	
13			STRINGER, Andre at South Alabama (11/28/10)	
13			WHITE, Malcolm vs Tennessee-Martin (11/18/10)	
13			STRINGER, Andre vs Nicholls State (11/16/10)	
FG Pct (min 5 made)	1.000	(5-5)	DOTSON, Aaron vs Northwestern State (11/12/10)	
	.857	(6-7)	WHITE, Malcolm vs Centenary (11/24/10)	
	.714	(5-7)	TURNER, Ralston at South Alabama (11/28/10)	
	.714	(5-7)	STRINGER, Andre vs Centenary (11/24/10)	
	.667	(8-12)	WARREN, Storm vs McNeese State (12/16/10)	
	.667	(6-9)	WARREN, Storm vs Tennessee-Martin (11/18/10)	
3-Point FG Made	5		TURNER, Ralston vs Wichita State (12/18/10)	
	4		STRINGER, Andre vs Coastal Carolina (12/13/10)	
	4		STRINGER, Andre at South Alabama (11/28/10)	
	4		DOTSON, Aaron at South Alabama (11/28/10)	
	4		STRINGER, Andre vs Centenary (11/24/10)	
	4		STRINGER, Andre vs Northwestern State (11/12/10)	
3-Point FG Att.	10		TURNER, Ralston vs McNeese State (12/16/10)	
	9		TURNER, Ralston vs Wichita State (12/18/10)	
	9		TURNER, Ralston vs Coastal Carolina (12/13/10)	
	9		STRINGER, Andre vs Northwestern State (11/12/10)	
	8		STRINGER, Andre vs Wichita State (12/18/10)	
	8		STRINGER, Andre vs Coastal Carolina (12/13/10)	
	8		STRINGER, Andre vs Nicholls State (11/16/10)	
3-Pt FG Pct (min 3 made)	.800	(4-5)	DOTSON, Aaron at South Alabama (11/28/10)	
	.750	(3-4)	TURNER, Ralston vs Central Michigan (12/11/10)	
	.667	(4-6)	STRINGER, Andre at South Alabama (11/28/10)	
	.667	(4-6)	STRINGER, Andre vs Centenary (11/24/10)	
	.556	(5-9)	TURNER, Ralston vs Wichita State (12/18/10)	
Free Throws Made	11		STRINGER, Andre vs Houston (11/30/10)	
	8		GREEN, Garrett vs Wichita State (12/18/10)	
	8		TURNER, Ralston vs McNeese State (12/16/10)	
	8		STRINGER, Andre vs Memphis (11/21/10)	
	8		STRINGER, Andre vs Tennessee-Martin (11/18/10)	
Free Throw Att.	12		GREEN, Garrett vs Wichita State (12/18/10)	

	12		STRINGER, Andre vs Houston (11/30/10)
	11		STRINGER, Andre vs Memphis (11/21/10)
	11		WHITE, Malcolm vs Northwestern State (11/12/10)
	10		TURNER, Ralston vs McNeese State (12/16/10)
	10		WHITE, Malcolm vs McNeese State (12/16/10)
	10		STRINGER, Andre vs Northwestern State (11/12/10)
FT Pct (min 5 made)	1.000	(6-6)	STRINGER, Andre vs Central Michigan (12/11/10)
	1.000	(5-5)	DOTSON, Aaron vs McNeese State (12/16/10)
	.917	(11-12)	STRINGER, Andre vs Houston (11/30/10)
	.889	(8-9)	STRINGER, Andre vs Tennessee-Martin (11/18/10)
	.875	(7-8)	DOTSON, Aaron vs Northwestern State (11/12/10)
Rebounds	15		WHITE, Malcolm vs Tennessee-Martin (11/18/10)
	14		WARREN, Storm vs Nicholls State (11/16/10)
	13		GREEN, Garrett vs Wichita State (12/18/10)
	11		WARREN, Storm vs Houston (11/30/10)
	11		WARREN, Storm vs Tennessee-Martin (11/18/10)
Assists	5		STRINGER, Andre vs McNeese State (12/16/10)
	5		STRINGER, Andre vs Coastal Carolina (12/13/10)
	5		TURNER, Ralston vs Houston (11/30/10)
	5		BASS, Chris vs Tennessee-Martin (11/18/10)
	5		STRINGER, Andre vs Northwestern State (11/12/10)
Steals	5		BASS, Chris vs Northwestern State (11/12/10)
	3		STRINGER, Andre vs Houston (11/30/10)
	3		WARREN, Storm vs Houston (11/30/10)
	3		GREEN, Garrett vs Centenary (11/24/10)
	3		STRINGER, Andre vs Tennessee-Martin (11/18/10)
	3		WARREN, Storm vs Nicholls State (11/16/10)
	3		LUDWIG, Eddie vs Northwestern State (11/12/10)
Blocked Shots	4		WARREN, Storm vs Houston (11/30/10)
	3		WHITE, Malcolm vs McNeese State (12/16/10)
	3		WARREN, Storm vs Centenary (11/24/10)
	3		WHITE, Malcolm vs Tennessee-Martin (11/18/10)
	3		WHITE, Malcolm vs Northwestern State (11/12/10)
Turnovers	6		STRINGER, Andre vs Central Michigan (12/11/10)
	6		TURNER, Ralston vs Houston (11/30/10)
	6		STRINGER, Andre vs Northwestern State (11/12/10)
	5		DOTSON, Aaron vs Coastal Carolina (12/13/10)
	5		BASS, Chris vs Northwestern State (11/12/10)
Fouls	5		DOTSON, Aaron at South Alabama (11/28/10)
	5		TURNER, Ralston at South Alabama (11/28/10)
	5		GREEN, Garrett vs Memphis (11/21/10)
	5		WHITE, Malcolm vs Memphis (11/21/10)
	5		WARREN, Storm vs Memphis (11/21/10)
	5		LUDWIG, Eddie vs Northwestern State (11/12/10)

2010-11 LSU Men's Basketball Game Boxscores

Game 1 - LSU 87, Northwestern State 78

11/12/10 7 p.m. at Maravich Center (Baton Rouge, LA)

NW ST	FG-A	3FG-A	FT-A	REB	PF	TP	A	TO	BLK	S	MIN
HULBIN, James f	0-4	0-2	0-2	5	4	0	0	3	1	0	8
EVANS, O.J. c	0-3	0-0	0-0	0	3	0	0	0	0	2	8
DAVIS, Shamir g	1-3	0-1	0-0	1	4	2	0	4	0	0	13
ELLIS, Louis g	1-5	0-2	2-2	4	1	4	1	2	0	1	16
CLARK, Charles g	0-1	0-0	0-0	0	1	0	1	0	0	0	9
KNIGHT, Dominic	1-6	0-1	0-0	1	2	2	1	0	0	1	12
WASHINGTON, T.	1-1	0-0	0-0	1	1	2	0	0	0	0	3
MCCONATHY, L.	0-0	0-0	0-0	0	2	0	2	0	0	0	13
ROBINSON, Patrick	0-1	0-1	0-0	0	0	0	0	0	0	0	3
BAKER, Devon	6-14	3-7	1-2	2	4	16	1	0	0	3	32
PRATT, Will	10-20	1-8	8-12	5	4	29	1	5	0	5	30
MOSLEY, William	4-5	0-0	2-9	9	4	10	0	1	2	2	30
STEWART, Gary	5-7	3-4	0-0	2	2	13	1	2	0	0	23
Team				6							
Totals	29-70	7-26	13-27	36	32	78	8	17	3	14	200

FG% 1st Half	15-30	50.0%	2nd half:	14-40	35.0%	Game:	29-70	41.4%	DB
3FG% 1st Half	4-11	36.4%	2nd half:	3-15	20.0%	Game:	7-26	26.9%	Reb
FT% 1st Half	7-9	77.8%	2nd half:	6-18	33.3%	Game:	13-27	48.1%	7

LSU	FG-A	3FG-A	FT-A	REB	PF	TP	A	TO	BLK	S	MIN
WHITE, Malcolm f	3-8	0-0	6-11	4	4	12	0	4	3	0	34
WARREN, Storm f	2-2	0-0	0-0	4	4	4	2	0	1	0	17
BASS, Chris g	1-1	0-0	2-4	2	2	4	2	5	0	5	18
TURNER, Ralson g	6-12	3-6	6-9	5	2	21	2	2	0	2	38
DOTSON, Aaron g	5-5	0-0	7-8	3	4	17	0	1	1	2	27
GREEN, Garrett	1-1	0-0	0-0	6	2	2	0	1	0	0	11
STRINGER, Andre	5-10	4-9	7-10	3	4	21	5	6	0	0	25
LUDWIG, Eddie	0-0	0-0	4-4	3	5	4	0	2	0	3	18
COURTNEY, Jalen	1-1	0-0	0-0	0	2	0	0	0	0	0	3
DERENBECKER, Matt	0-0	0-0	0-0	0	2	0	0	2	0	0	6
POPULIST, Daron	0-0	0-0	0-0	0	1	0	2	0	0	0	3
Team				3							
Totals	24-40	7-15	32-46	33	30	87	13	25	4	13	200

FG% 1st Half	13-22	59.1%	2nd half:	11-18	61.1%	Game:	24-40	60.0%	DB
3FG% 1st Half	4-10	40.0%	2nd half:	3-5	60.0%	Game:	7-15	46.7%	Reb
FT% 1st Half	13-22	59.1%	2nd half:	19-24	79.2%	Game:	32-46	69.6%	9

Officials: Tony Greene, Bert Smith, Carlos Gonzalez
Attendance: 7842

Northwestern State 41-37 -- 78
LSU 43-44 -- 87

Game 2 - Nicholls 62, LSU 53

11/16/10 7 p.m. at Maravich Center (Baton Rouge, LA)

NICHOLLS	FG-A	3FG-A	FT-A	REB	PF	TP	A	TO	BLK	S	MIN
BOSE, Anatoly f	8-20	2-5	10-13	5	1	28	2	1	0	0	35
MARTIN, Ben g	0-4	0-4	2-3	3	4	2	1	0	0	2	27
FRANKLIN, Kenny g	3-6	2-4	0-1	2	1	8	3	0	1	0	33
HUNTER, Fred g	7-16	2-5	2-4	7	4	18	1	4	0	6	32
CARTER, Kellan g	0-3	0-0	1-2	3	2	1	0	1	0	3	28
THOMAS, Dantrell	0-2	0-0	0-0	2	3	0	0	0	0	1	14
HAMMOND, Bryan	1-2	0-1	0-0	3	1	2	0	1	0	0	12
MOORE, Eldridge	0-0	0-0	3-4	2	2	3	0	1	1	0	15
TALKINGTON, Chris	0-0	0-0	0-0	0	1	0	0	0	0	0	4
ROETHLE, Andy	0-0	0-0	0-0	0	0	0	0	0	0	0	0
Team				6							
Totals	19-53	6-19	18-27	33	19	62	7	8	2	12	200

FG% 1st Half	7-24	29.2%	2nd half:	12-29	41.4%	Game:	19-53	35.8%	DB
3FG% 1st Half	3-7	42.9%	2nd half:	3-12	25.0%	Game:	6-19	31.6%	Reb
FT% 1st Half	4-7	57.1%	2nd half:	14-20	70.0%	Game:	18-27	66.7%	3

LSU	FG-A	3FG-A	FT-A	REB	PF	TP	A	TO	BLK	S	MIN
WHITE, Malcolm f	1-1	0-0	0-0	2	3	2	0	3	1	0	10
WARREN, Storm f	3-7	0-0	2-3	14	2	8	1	2	1	3	36
BASS, Chris g	0-0	0-0	0-2	2	0	0	0	1	0	0	10
TURNER, Ralson g	1-6	0-2	4-4	2	2	6	2	1	0	0	30
DOTSON, Aaron g	1-2	0-1	3-4	2	4	5	1	4	2	0	21
GREEN, Garrett	0-1	0-0	0-2	4	1	0	1	0	0	0	5
STRINGER, Andre	4-13	3-8	3-3	2	0	14	3	0	0	0	31
LUDWIG, Eddie	1-2	0-0	2-2	3	4	0	2	0	0	0	22
DERENBECKER, Matt	5-10	3-7	1-1	6	3	14	0	2	0	0	28
POPULIST, Daron	0-1	0-0	0-0	0	4	0	0	3	0	0	7
Team				1							
Totals	16-43	6-18	15-21	37	22	53	8	18	4	3	200

FG% 1st Half	9-21	42.9%	2nd half:	7-22	31.8%	Game:	16-43	37.2%	DB
3FG% 1st Half	2-7	28.6%	2nd half:	4-11	36.4%	Game:	6-18	33.3%	Reb
FT% 1st Half	5-5	100.0%	2nd half:	10-16	62.5%	Game:	15-21	71.4%	3

Officials: Ted Valentine, D Doug Shows, John Heatly
Technical Fouls: Nicholls -- None. LSU -- None.
Attendance: 6913

Nicholls State 21-41 -- 62
LSU 25-28 -- 53

Game 3 - LSU 79, UT-Martin 56

11/18/10 7 p.m. at Maravich Center (Baton Rouge, LA)

UT-MARTIN	FG-A	3FG-A	FT-A	REB	PF	TP	A	TO	BLK	S	MIN
SIMMONS, Benzor f	1-6	0-2	2-2	3	0	4	1	4	0	1	25
SPENCER, Ron c	0-2	0-0	0-2	4	2	0	0	0	2	0	12
RICHARDSON, Chris g	3-9	1-4	0-1	3	3	7	1	5	0	0	23
LIABO, Mike g	3-8	1-5	2-2	1	2	9	2	0	0	1	20
CLAYTON, Reuben g	7-14	2-3	3-3	4	3	19	0	1	0	1	19
SMITH, Terrence	3-10	0-2	3-4	4	2	9	0	1	0	2	25
MINOR, Omari	1-1	0-0	3-4	2	2	5	0	1	0	0	17
KING, Troy	1-5	0-2	0-0	2	4	2	0	1	0	1	15
IRARRAZABAL, A.	0-2	0-0	0-0	1	0	0	0	0	0	0	16
SMITH, Dane	0-3	0-0	1-4	2	1	1	0	1	0	1	16
MOPO, Pierre	0-0	0-0	0-0	0	3	0	0	0	0	1	12
Team				6							
Totals	19-60	4-18	14-22	32	23	56	4	14	2	8	200

FG% 1st Half	7-22	31.82%	2nd half:	12-38	31.6%	Game:	19-60	31.7%	DB
3FG% 1st Half	1-8	12.5%	2nd half:	3-10	30.0%	Game:	4-18	22.2%	Reb
FT% 1st Half	4-8	50.0%	2nd half:	10-14	71.4%	Game:	14-22	63.6%	3

LSU	FG-A	3FG-A	FT-A	REB	PF	TP	A	TO	BLK	S	MIN
WHITE, Malcolm f	5-13	0-0	2-4	15	2	12	2	3	3	0	31
WARREN, Storm f	6-9	0-0	0-0	11	3	12	0	2	2	2	27
STRINGER, Andre g	3-12	1-7	8-9	2	15	1	2	0	3	0	32
TURNER, Ralson g	4-10	2-5	0-0	1	0	10	0	3	0	1	27
DOTSON, Aaron g	4-8	0-1	5-6	6	3	13	2	3	0	0	19
GREEN, Garrett	1-2	0-0	1-2	3	1	3	0	1	0	1	5
BASS, Chris	2-3	0-0	-0	3	3	4	5	0	0	0	16
LUDWIG, Eddie	0-0	0-0	5-6	1	2	5	0	0	0	0	12
COURTNEY, Jalen	0-1	0-0	1-2	1	1	1	0	0	0	0	4
DERENBECKER, Matt	1-3	0-2	0-0	2	1	2	0	1	0	0	19
POPULIST, Daron	1-1	0-0	0-0	2	2	2	1	0	0	0	8
Team				5							
Totals	27-62	3-15	22-29	52	20	79	11	15	5	7	200

FG% 1st Half	13-32	40.6%	2nd half:	14-30	46.7%	Game:	27-62	43.5%	DB
3FG% 1st Half	2-10	20.0%	2nd half:	1-5	20.0%	Game:	3-15	20.0%	Reb
FT% 1st Half	8-10	80.0%	2nd half:	14-19	73.7%	Game:	22-29	75.9%	4

Officials: J. B. Caldwell, Brian Shey, Chuck Jones
Technical Fouls: UTM -- None. LSU -- None.
Attendance: 6607

UT-Martin 19-37 -- 56
LSU 36-43 -- 79

Game 4 - Memphis 70, LSU 61

11/21/10 4 p.m. at BancorpSouth Arena (Tupelo, MS)

LSU	FG-A	3FG-A	FT-A	REB	PF	TP	A	TO	BLK	S	MIN
WHITE, Malcolm f	1-4	0-0	3-4	4	5	5	0	1	1	0	17
WARREN, Storm f	1-6	0-0	0-0	3	5	2	0	0	0	2	14
STRINGER, Andre g	2-6	1-3	8-11	2	3	13	2	3	0	1	31
TURNER, Ralson g	3-10	2-5	3-4	2	2	11	1	2	1	0	26
DOTSON, Aaron g	3-7	2-2									

Game 5 - LSU 78, Centenary 36

11/24/10 7 p.m. at Maravich Center (Baton Rouge, LA)

CENTENARY	FG-A	3FG-A	FT-A	REB	PF	TP	A	TO	BLK	S	MIN
LOWERY, Logan f	1-8	1-4	0-0	8	1	3	2	3	1	3	32
SIMS, Travis f	2-7	0-1	0-0	3	1	4	1	3	0	1	26
REBOL, Andrew f	0-2	0-0	2-4	2	5	2	1	2	1	0	22
TROTMAN, Jeron f	1-6	0-1	0-0	4	2	2	0	3	2	0	29
DAVIS, Leo g	4-11	2-6	0-0	1	0	10	1	0	0	0	29
BLOUNT, Jonathan	1-3	0-1	0-0	1	2	0	0	0	0	1	8
JOSEPH, Brandon	1-1	0-0	2-2	2	0	4	1	0	0	0	8
HARWELL, Aaron	1-4	0-0	2-4	1	0	4	0	1	0	0	15
COOPER, Quin	0-2	0-1	0-0	2	1	0	0	1	0	0	15
DIALLO, Baba	1-1	0-0	0-0	0	2	2	0	0	0	0	4
NAKWAASAH, Maxx	1-1	1-1	0-0	2	3	3	1	2	0	0	12
Team				1							
Totals	13-46	4-15	6-10	26	16	36	7	15	4	5	200
FG% 1st Half	8-25	32.0%	2nd half:	5-21	23.8%	Game:	13-46	28.3%	DB		
3FG% 1st Half	4-8	50.0%	2nd half:	0-7	0.0%	Game:	4-15	26.7%	Reb		
FT% 1st Half	1-2	50.0%	2nd half:	5-8	62.5%	Game:	6-10	60.0%	4		

LSU	FG-A	3FG-A	FT-A	REB	PF	TP	A	TO	BLK	S	MIN
WHITE, Malcolm f	6-7	0-0	2-2	7	1	14	0	0	0	0	21
WARREN, Storm f	0-6	0-0	1-2	6	1	1	1	1	3	2	16
STRINGER, Andre g	5-7	4-6	2-3	0	1	16	4	1	0	1	19
TURNER, Ralston g	3-6	2-5	0-0	3	1	8	1	2	0	0	21
DOTSON, Aaron g	3-5	2-3	0-0	1	1	8	4	1	0	0	20
GREEN, Garrett	4-9	0-1	0-2	9	1	8	0	0	0	3	16
BASS, Chris	1-2	0-0	1-3	5	1	3	1	1	0	0	16
LUDWIG, Eddie	2-5	0-0	2-3	5	2	6	4	1	0	1	24
COURTNEY, Jalen	0-1	0-1	2-2	3	1	2	0	0	0	0	12
DERENBECKER, Matt	3-8	0-4	0-0	0	1	6	1	1	1	0	22
POPULIST, Daron	2-5	2-4	0-0	2	1	6	1	0	0	0	13
Team				2			1				
Totals	29-61	10-24	10-17	43	12	78	17	9	4	7	200
FG% 1st Half	15-31	48.4%	2nd half:	14-30	46.7%	Game:	29-61	47.5%	DB		
3FG% 1st Half	4-10	40.0%	2nd half:	6-14	42.9%	Game:	10-24	41.7%	Reb		
FT% 1st Half	5-8	62.5%	2nd half:	5-9	55.6%	Game:	10-17	58.8%	3		

Officials: Anthony Jordan, Mike Kitts, Mike Stuart
 Technical Fouls: Centenary -- None. LSU -- None.
 Attendance: 6742

Centenary 21-15 -- 36
 LSU 39-39 -- 78

Game 6 - LSU 80, South Alabama 65

11/28/10 3 p.m. at Mitchell Center (Mobile, Ala.)

LSU	FG-A	3FG-A	FT-A	REB	PF	TP	A	TO	BLK	S	MIN
WHITE, Malcolm f	2-4	0-0	0-0	4	2	4	0	0	1	0	28
WARREN, Storm f	3-7	0-0	3-4	3	3	9	0	0	1	0	17
STRINGER, Andre g	7-13	4-6	3-4	4	1	21	3	2	1	2	30
TURNER, Ralston g	5-7	2-4	5-8	1	5	17	0	1	0	1	22
DOTSON, Aaron g	5-9	4-5	1-2	3	5	15	4	1	0	0	39
GREEN, Garrett	0-3	0-0	0-0	5	3	0	0	3	0	1	11
BASS, Chris	0-0	0-0	1-4	2	2	1	0	0	0	0	12
LUDWIG, Eddie	0-0	0-0	4-4	4	1	4	4	4	0	0	21
COURTNEY, Jalen	0-0	0-0	0-0	0	0	0	0	0	0	0	1
DERENBECKER, Matt	3-3	2-2	1-2	4	2	9	2	0	0	1	15
POPULIST, Daron	0-1	0-0	0-0	1	0	0	1	0	0	0	4
Team				7			3				
Totals	25-47	12-17	18-28	38	24	80	14	14	3	5	200
FG% 1st Half	16-24	66.7%	2nd half:	9-23	39.1%	Game:	25-47	53.2%	DB		
3FG% 1st Half	10-13	76.9%	2nd half:	2-4	50.0%	Game:	12-17	70.6%	Reb		
FT% 1st Half	6-8	75.0%	2nd half:	12-20	60.0%	Game:	18-28	64.3%	6		

SOUTH ALABAMA	FG-A	3FG-A	FT-A	REB	PF	TP	A	TO	BLK	S	MIN
BROCK, Martino f	5-11	1-3	4-7	2	3	15	1	4	1	2	34
RUBIT, Augustine c	3-8	0-0	3-3	3	2	9	0	1	0	0	19
COOKS, Allyn g	1-6	0-2	4-4	3	4	6	1	0	2	2	28
SANDERS, Rico g	1-3	0-1	0-0	1	4	2	1	0	0	0	15
WILLIAMS, Tim g	2-10	1-3	4-6	4	4	9	1	0	0	0	33
REDUS, Gary	1-4	1-2	2-2	2	2	5	1	1	1	0	17
REYES, P. J.	3-5	3-4	3-4	2	2	12	2	1	1	0	14
SIMS, Raymond	0-1	0-1	0-1	0	2	0	2	1	0	0	15
HERSEY, DeAndre	0-0	0-0	0-0	1	0	0	0	0	0	0	3
CARTER, Javier	2-6	0-0	3-4	7	1	7	1	1	2	0	22
Team				4							
Totals	18-54	6-16	23-31	29	24	65	10	9	7	4	200
FG% 1st Half	7-25	28.0%	2nd half:	11-29	37.9%	Game:	18-54	33.3%	DB		
3FG% 1st Half	0-6	00.0%	2nd half:	6-10	60.0%	Game:	6-16	37.5%	Reb		
FT% 1st Half	9-12	75.0%	2nd half:	14-19	73.7%	Game:	23-31	74.2%	3		

Officials: Doug Sirmons, Don Daily, Berth Smith
 Technical Fouls: South Alabama -- Cooks. LSU -- Ralston.
 Attendance: 3653

LSU 48-32 -- 80
 Memphis 23-42 -- 65

Game 7 - LSU 73, Houston 57

11/30/10 7 p.m. at Maravich Center (Baton Rouge, LA)

HOUSTON	FG-A	3FG-A	FT-A	REB	PF	TP	A	TO	BLK	S	MIN
MCNEIL, Maurice f	3-9	0-0	3-7	8	1	9	0	3	0	0	23
VAN SLYKE, Kirk f	4-8	1-1	0-0	3	1	9	0	1	1	0	27
NIXON, Zarnal g	2-6	0-3	0-0	1	3	4	1	5	0	3	26
THIBODEAUX, D. g	1-7	0-3	0-0	1	5	2	1	1	1	1	23
BROWN, Adam g	6-11	3-5	0-0	7	1	15	3	2	0	0	38
MCCLEAN, Mikhail	1-2	0-0	0-0	0	1	2	0	0	0	0	6
HAYWOOD, Nick	1-3	1-3	0-0	1	2	3	0	2	0	1	13
JOHNSON, Trumaine	1-3	1-1	0-0	0	2	3	1	3	0	0	20
WASHINGTON, K.	4-9	0-0	2-5	6	4	10	0	2	1	1	24
Team				5							
Totals	23-58	6-16	5-12	32	20	57	6	19	3	6	200
FG% 1st Half	12-30	40.0%	2nd half:	11-28	39.3%	Game:	23-58	39.7%	DB		
3FG% 1st Half	2-9	22.2%	2nd half:	4-7	57.1%	Game:	6-16	37.5%	Reb		
FT% 1st Half	2-5	40.0%	2nd half:	3-7	42.9%	Game:	5-12	41.7%	6		

LSU	FG-A	3FG-A	FT-A	REB	PF	TP	A	TO	BLK	S	MIN
WHITE, Malcolm f	4-7	0-0	1-2	2	4	9	0	0	1	23	
WARREN, Storm f	6-10	0-0	0-0	11	3	12	0	2	4	3	33
STRINGER, Andre g	1-6	0-4	11-12	3	3	13	3	4	0	3	24
TURNER, Ralston g	6-10	2-5	1-2	3	0	15	5	6	0	0	34
DOTSON, Aaron g	3-6	2-2	0-0	3	3	8	2	0	1	0	31
GREEN, Garrett	1-6	0-1	2-4	5	2	4	0	2	0	1	14
BASS, Chris	1-1	0-0	0-0	1	1	2	4	1	0	0	20
LUDWIG, Eddie	2-2	0-0	1-1	3	0	5	0	0	0	2	10
DERENBECKER, Matt	2-4	1-2	0-0	0	0	5	0	1	0	0	11
Team				4			1				
Totals	26-52	5-14	16-21	35	16	73	14	17	5	10	200
FG% 1st Half	17-30	56.7%	2nd half:	9-22	40.9%	Game:	26-52	50.0%	DB		
3FG% 1st Half	3-8	37.5%	2nd half:	2-6	33.3%	Game:	5-14	35.7%	Reb		
FT% 1st Half	1-3	33.3%	2nd half:	15-18	83.3%	Game:	15-18	76.2%	3		

Officials: Mike Stewart, Lee Cassell, Glen Tuit
 Technical Fouls: Houston -- None. LSU -- None.
 Attendance: 6688

Houston 28-29 -- 57
 LSU 38-35 -- 73

Game 8 - LSU 59, Central Michigan 55

12/11/10 7 p.m. at Maravich Center (Baton Rouge, LA)

CMU	FG-A	3FG-A	FT-A	REB	PF	TP	A	TO	BLK	S	MIN
MCCLURE, Williams f	1-2	0-0	2-2	5	4	4	0	1	0	0	18
ZEIGLER, Trey g	7-17	1-1	3-4	6	3	18	1	2	0	3	36
RASHID, Amir g	1-6	0-2	1-2	4	3	3	0	3	0	4	35
WEARY, Antonio g	0-2	0-2	0-0	1	3	0	1	2	0	2	26
THOMAS, Jain g	4-9	2-3	11-12	7	1	21	0	2	0	0	34
CRADDOCK, Finis	0-0	0-0	0-0	1	0	0	0	0	0	0	8
COIMBRA, Andre	2-4	0-0	0-1	2	4	4	0	3	0	0	19
JACKSON, Derek	2-6	0-2	1-2	0	0	5	0	0	0	0	15
VOSS, Colin	0-2	0-0	0-0	2	0	0	0	2	0	0	6
HARDEN, Jevon	0-0	0-0	0-0	0	0	0	0	1	2	0	3
Team				1							
Totals	17-48	3-10	18-23	29	18	55	2	16	2	9	200
FG% 1st Half	6-22	27.3%	2nd half:	11-2	42.3%	Game:	17-48	35.4%	DB		
3FG% 1st Half	2-6	33.3%	2nd half:	1-4	25.0%	Game:	3-10	30.0%	Reb		
FT% 1st Half	7-8	87.5%	2nd half:	11-15	73.3%	Game:	18-23	78.3%	2		

LSU	FG-A	3FG-A	FT-A	REB	PF	TP	A	TO	BLK	S	MIN
WHITE, Malcolm f	5-11	0-0	2-4	4	2	12	0	0	2	2	30
WARREN, Storm f	4-7	0-0	0-0	4	2	8	0	1	1	0	29
STRINGER, Andre g	1-6	0-2	6-6	1	3	8	0	6	0	1	21
TURNER, Ralston g	3-4	3-4	0-2	7	3	9	4	1	0	1	38
DOTSON, Aaron g	2-4	0-1	5-6	0	3	9	2	2	0	1	34
GREEN, Garrett	1-1	0-0	0-0	3	0	2	0	0	0	0	6
BASS, Chris	2-5	0-0	2-2	4	0	6	4	3	0	1	17
LUDWIG, Eddie	1-3	0-0	1-2	2	2	3	0	1	0	0	8
HARRIS, Dennis	1-1	0-0	0-0	0	0	2	0	1	1	2	6
DERENBECKER, Matt	0-0	0-0	0-0	0	2	0	1	1	0	0	7
POPULIST, Daron	0-0	0-0	0-0	0	0	0	1	0	0	0	4
Team				5			1				

Game 9 - Coastal Carolina 78, LSU 69 (ot)

12/13/10 7 p.m. at Maravich Center (Baton Rouge, LA)

COASTAL	FG-A	3FG-A	FT-A	REB	PF	TP	A	TO	BLK	S	MIN
MCLAURIN, Sam f	1-2	0-0	0-0	7	4	2	1	3	0	2	20
GRAY, Chad f	7-12	4-5	4-6	7	1	22	0	4	2	1	37
NIEMAN, Danny g	1-5	0-1	6-6	4	2	8	4	1	0	1	37
HOLLOWAY, D. g	8-17	0-3	2-2	7	3	18	0	5	0	2	39
GREENWOOD, K. g	1-3	0-1	1-4	2	0	3	1	1	0	0	19
CRAWFORD, Brandon	1-2	0-0	0-0	2	3	2	0	1	1	0	15
RAFFA, Anthony	2-6	1-4	4-4	2	3	9	1	0	0	2	34
HOLMES, Mike	6-13	0-0	2-4	10	2	14	0	1	2	0	24
Team				4							
Totals	27-60	5-14	19-26	45	18	76	7	16	5	8	225

FG% 1st Half	12-29	41.4%	2nd half:	11-25	44.0%	OT:	4-6	66.7%	Game:	45.0%	DB
3FG% 1st Half	1-4	25.0%	2nd half:	2-7	28.6%	OT:	2-3	66.7	Game:	35.7%	Reb
FT% 1st Half	5-10	50.0%	2nd half:	10-12	83.3%	OT:	4-4	100.0	Game:	73.1%	3

LSU	FG-A	3FG-A	FT-A	REB	PF	TP	A	TO	BLK	S	MIN
WHITE, Malcolm f	2-3	0-0	1-4	3	4	5	0	1	0	0	19
WARREN, Storm f	4-6	0-0	0-0	5	3	8	0	3	0	1	22
STRINGER, Andre g	6-15	4-8	0-0	2	3	16	5	2	0	2	33
TURNER, Ralston g	5-16	1-9	4-4	6	4	15	1	3	0	1	35
DOTSON, Aaron g	2-8	1-3	4-6	5	2	9	3	5	1	0	37
GREEN, Garrett	4-6	0-0	1-3	4	1	9	0	0	2	0	20
BASS, Chris	2-2	0-0	0-0	0	2	4	1	1	0	0	14
LUDWIG, Eddie	0-0	0-0	0-0	1	0	0	0	0	0	1	11
COURTNEY, Jalen	0-0	0-0	0-0	0	0	0	0	0	0	0	1
HARRIS, Dennis	0-2	0-0	0-0	3	2	0	0	1	1	0	15
DERENBECKER, Matt	1-6	1-2	0-0	1	2	3	3	0	0	0	18
Team				5							
Totals	26-64	7-22	10-17	35	23	69	13	16	4	5	225

FG% 1st Half	14-25	56.0%	2nd half:	10-31	32.3%	OT:	2-8	25.0%	Game:	40.6%	DB
3FG% 1st Half	2-6	33.3%	2nd half:	4-11	36.4%	OT:	1-5	20.0%	Game:	31.8%	Reb
FT% 1st Half	5-7	71.4%	2nd half:	5-8	62.5%	OT:	0-2	0.0%	Game:	58.8%	2

Officials: Tony Greene, Anthony Jordan, Mike Nanc
 Technical Fouls: Coastal -- None. LSU -- None.
 Attendance: 6425

Coastal Carolina 30-34-14 -- 78
 LSU 35-29- 5 -- 69

--

Game 10 - LSU 78, McNeese 66 (ot)

12/16/10 7 p.m. at Maravich Center (Baton Rouge, LA)

MCNEESE	FG-A	3FG-A	FT-A	REB	PF	TP	A	TO	BLK	S	MIN
RICHARD, Patrick f	3-9	0-2	0-0	5	3	6	0	1	0	1	28
ALAWOYA, P. J. f	4-6	0-0	2-4	11	2	10	0	2	0	3	36
RICHARD, Daniel f	0-2	0-0	0-0	1	3	0	1	2	0	1	14
KAPELAN, Diego g	1-13	1-10	5-6	2	3	8	2	0	0	0	27
COLLINS, Curry g	6-10	2-3	1-2	3	0	15	2	0	0	1	43
MITCHELL, Jeremie	0-1	0-1	0-0	0	0	0	0	1	0	0	4
CANNON, Dontae	0-1	0-0	0-0	0	2	0	0	1	0	0	2
REGIS, Brandon	1-1	0-0	0-0	0	1	2	0	0	0	0	0+
MARTIN, Stephan	5-11	2-6	2-2	4	1	14	3	3	0	3	30
KONATE, Mari	3-4	1-1	0-0	2	1	7	0	0	0	1	14
DAVID, Preston	2-7	0-0	0-1	8	4	4	1	2	6	1	27
QUEEN, Tyson	0-0	0-0	0-0	0	0	0	0	0	0	0	0+
Team				3							
Totals	25-65	6-23	10-15	39	20	66	9	12	6	11	225

FG% 1st Half	12-27	44.4%	2nd half:	10-27	37.0%	OT:	3-11	27.3%	Game:	38.5%	DB
3FG% 1st Half	2-9	22.2%	2nd half:	4-9	44.4%	OT:	0-5	0.0%	Game:	26.1%	Reb
FT% 1st Half	2-2	100.0%	2nd half:	8-13	61.5%	OT:	0-0	0.0%	Game:	66.7%	3, 1

LSU	FG-A	3FG-A	FT-A	REB	PF	TP	A	TO	BLK	S	MIN
WHITE, Malcolm f	4-5	0-0	5-10	9	3	13	0	2	3	1	40
WARREN, Storm f	8-12	0-0	1-2	6	2	17	1	2	1	1	35
STRINGER, Andre g	5-12	2-5	3-4	6	3	15	5	4	2	0	38
TURNER, Ralston g	6-15	3-10	8-10	2	3	23	3	3	0	1	41
DOTSON, Aaron g	1-7	0-3	5-5	3	2	7	3	1	1	0	31
GREEN, Garrett	1-4	1-1	0-0	3	2	3	1	0	0	0	14
BASS, Chris	0-1	0-0	0-0	3	0	0	2	1	0	0	11
LUDWIG, Eddie	0-0	0-0	0-0	0	0	0	0	0	0	0	2
DERENBECKER, Matt	0-1	0-1	0-0	1	1	0	1	0	0	0	13
Team				7							
Totals	25-57	6-20	22-31	40	16	78	16	13	7	3	225

FG% 1st Half	10-29	34.5%	2nd half:	10-22	45.5%	OT:	5-6	83.3%	Game:	43.9%	DB
3FG% 1st Half	4-11	36.4%	2nd half:	1-8	12.5%	OT:	1-1	100.0%	Game:	30.0%	Reb
FT% 1st Half	5-8	62.5%	2nd half:	10-14	71.4%	OT:	7-9	77.8%	Game:	71.0%	3

Officials: Mike Stuart, Mike Kitts, Les Jones
 Technical Fouls: McNeese -- None. LSU -- None.
 Attendance: 6445

McNeese State 28-32--6 -- 66
 LSU 29-31-18 -- 78

Game 11 - Wichita State 70, LSU 69

12/18/10 7 p.m. at Maravich Center (Baton Rouge, LA)

WICHITA	FG-A	3FG-A	FT-A	REB	PF	TP	A	TO	BLK	S	MIN
ELLIS, Aaron f	1-4	0-0	0-0	4	5	2	0	2	0	0	17
DURLEY, J. T. c	4-11	1-3	4-4	4	4	13	0	2	1	0	28
HATCH, Graham g	2-4	0-2	0-1	5	3	4	1	2	0	0	33
MURRY, Toure' g	3-12	0-3	7-8	5	3	13	2	5	0	3	32
KYLES, David g	3-10	3-8	4-4	7	1	13	0	2	0	1	33
RAGLAND, Joe	2-2	0-0	2-2	0	1	6	0	0	0	0	19
WILLIAMS, Demetric	0-0	0-0	0-0	0	0	0	0	0	0	0	1
SMITH, Ben	0-0	0-0	0-0	0	0	0	1	0	0	0	2
BLAIR, Gabe	2-5	0-0	3-7	8	3	7	0	0	2	0	23
STUTZ, Garrett	4-4	1-1	3-4	2	4	12	0	2	0	0	12
Team				6							
Totals	21-52	5-17	23-30	41	24	70	4	15	3	4	200

FG% 1st Half	11-27	40.7%	2nd half:	10-25	40.0%	Game:	21-52	40.5%	DB
3FG% 1st Half	1-6	16.7%	2nd half:	4-11	36.4%	Game:	5-17	29.4%	Reb
FT% 1st Half	14-17	82.4%	2nd half:	9-13	69.2%	Game:	23-30	75.7%	1

LSU	FG-A	3FG-A	FT-A	REB	PF	TP	A	TO	BLK	S	MIN
WHITE, Malcolm f	1-4	0-0	1-2	1	2	3	0	3	0	0	19
WARREN, Storm f	1-1	0-0	0-0	4	4	2	0	2	0	1	13
STRINGER, Andre g	5-15	2-8	6-8	2	2	18	1	2	0	1	32
TURNER, Ralston g	6-13	5-9	4-4	2	4	21	0	2	0	0	31
DOTSON, Aaron g	1-3	0-0	0-0	2	4	2	2	0	0	0	25
GREEN, Garrett	3-7	1-1	8-12	13	3	15	0	1	2	1	33
BASS, Chris	1-3	0-0	0-0	0	0	2	2	1	0	2	20
LUDWIG, Eddie	0-3	0-0	2-2	3	0	2	0	0	0	0	5
COURTNEY, Jalen	0-1	0-1	0-0	0	0	0	0	0	0	0	2
HARRIS, Dennis	0-1	0-0	0-0	2	1	0	0	0	0	0	6
DERENBECKER, Matt	1-5	0-2	2-3	1	2	4	1	0	0	1	14
Team				6							
Totals	19-56	8-21	23-31	36	22	69	6	11	2	6	200

FG% 1st Half	8-35	22.9%	2nd half:	11-21	52.4%	Game:	19-56	33.9%	DB
3FG% 1st Half	1-10	10.0%	2nd half:	7-11	63.6%	Game:	8-21	38.1%	Reb
FT% 1st Half	6-7	85.7%	2nd half:	17-24	70.8%	Game:	23-31	74.2%	5

Officials: Doug Sirmons, Pat Adams, Earnie Pheal
 Technical Fouls: Wichita State -- None. LSU -- None.
 Attendance: 2165

Wichita State 37-33 -- 70
 LSU 23-46 -- 69