

11 Wichita State University

December 18 2010 * 7 p.m. * Cox Kansas 22/Cox Sports TV
Bossier City, La. * CenturyTel Center

LSU (7-3)

November

Fri. 12	NORTHWESTERN STATE	W, 87-78
Tues. 16	NICHOLLS STATE	L, 53-62
Thurs. 18	TENN-MARTIN (CST)	W, 79-56
Sun. 21	Memphis (at Tupelo, Miss.)(CBSCS)	L, 60-71
Wed. 24	CENTENARY	W, 78-36
Sun. 28	at South Alabama (CSS)	W, 80-65
Tues. 30	HOUSTON	W, 73-57

December

Sat. 11	CENTRAL MICHIGAN (CST)	W, 59-55
Mon. 13	COASTAL CAROLINA	L, 69-78 (ot)
Thurs. 16	MCNEESE (CST)	W, 78-66 (ot)
Sat. 18	WICHITA STATE (at Bossier City)(CST)	7 p.m.
Wed. 22	NORTH TEXAS (CST)	7 p.m.
Mon. 27	SOUTHERN (CST)	6 p.m.
Wed. 29	at Rice (CBSCS)	7 p.m.

January

Sun 2	at Virginia (FSN)	4:30 p.m.
Sat. 8	*at Auburn (FSN)	5 p.m.
Wed. 12	*ARKANSAS (SEC Network)	7 p.m.
Sat. 15	*at Kentucky (SEC Network)	3 p.m.
Sat. 22	*OLE MISS (SEC Network)	12:30 p.m.
Wed. 26	*at Tennessee (SEC Network)	7 p.m.
Sat. 29	*at Alabama (FSN)	7 p.m.

February

Wed. 2	*SOUTH CAROLINA (SEC Network)	7 p.m.
Sat. 5	*MISSISSIPPI STATE (SEC Network)	3 p.m.
Wed. 9	*at Ole Miss (CSS/CST)	8 p.m.
Sat. 12	*at Arkansas (SEC Network)	7 p.m.
Thurs. 17	*ALABAMA (ESPN/ESPN2)	8 p.m.
Sun. 20	*FLORIDA (ESPN/ESPN2)	Noon
Wed. 23	*at Mississippi State (CSS/CST)	8 p.m.
Sat. 26	*VANDERBILT (SEC Network)	12:30 p.m.

March

Wed. 2	*at Georgia (SEC Network)	7 p.m.
Sat. 5	*AUBURN (FSN)	6 p.m.
March 10-13 SEC Tournament (Atlanta, Ga.)		

On the Air

Radio • LSU Sports Radio Network

Jim Hawthorne, play-by-play
Kevin Ford, host/analyst

Television • Cox Kansas 22/Cox Sports TV in LA

Bruce Haerti, play-by-play
Craig Steven, analyst

PROJECTED LSU LINEUP (BASED ON LAST GAME)

PG 10 Andre Stringer (5-9, Fr., Jackson, Miss.) 15.2 ppg, 2.5 rpg, 3.1 apg

Has had 21 points on two occasions ... Hit four treys for the fourth time this season against Coastal Carolina (12/13) ... Has started last eight games at the point ... Long-range shooter has hit 23 treys in first 10 games (2.3 a game) ... Led the team in scoring in seven games, double figures in nine ... 20-22 at line over last 4 games, 23-58 from the arc.

G 22 Ralston Turner (6-6, Fr., Muscle Shoals, Ala.) 13.5 ppg, 3.2 rpg, 1.9 apg

Had team season high of 23 against McNeese (12/16) ... Hit 3 treys for fourth time this year and played most minutes this season for any Tiger, 41 in the overtime contest ... Seven games in double figures ... 20-of-55 from arc.

G 45 Aaron Dotson (6-4, So., Seattle Wash.) 10.3 ppg, 3.0 rpg, 2.5 apg

Dotson, now another season removed from his senior year HS knee injury, continues to impress with 15 points at South Alabama (11/28), including four treys ... 2-2 from arc vs. Houston (11/30) ... 11-of-21 from three line ... Has already scored more points (103-94) and has more treys (11-7) than last year.

F 24 Storm Warren (6-7, Jr., Monroe, La.) 8.1 ppg, 6.7 rpg

One of bigger rebound games of career vs. Nicholls (11/16) with 14 ... Had second double double, 11th career, vs. Houston (11/30) with 12 points, 11 rebounds ... Started 41 straight games ... 23-of-42 from field last five games.

F 5 Malcolm White (6-9, Jr., Baton Rouge, La.) 8.8 ppg, 5.4 rpg, 1.4 bpg

White played his first game in over a year against NW St. (11/12) after transferring from Ole Miss ... Had three blocks and was in double figures (12) ... Led team in scoring against C. Michigan (12/11) ... Had first college double double with 12 points 15 rebounds vs. UTM (11/18) ... Had 13 pts, 9 reb vs. McNeese (12/16) ... 33-of-63 from the field.

STORYLINES

- Thursday's game marked the second straight game LSU went to overtime, marking the first time for back-to-back OT games since Jan. 2005 when LSU defeated Ohio State and Arkansas in extra time ... LSU's 18 points in overtime marked a tie for the fourth most points LSU has scored in a single overtime period ... LSU is now 2-2 in overtime in the Trent Johnson era.

- In its three losses, LSU has given up 39 second chance points, while scoring 22 of its own ... Coastal Carolina had 19 second chance points

- off its 16 offensive rebounds, to LSU's 10 off its 14 offensive boards ... Against McNeese, LSU had nine second chance points off 14 offensive boards, to 15 for McNeese's 16 offensive boards.

- LSU's win versus Central Michigan (12/11) was just the fifth for LSU in the Trent Johnson era when trailing with 10 minutes to play (5-27) and 5 minutes to play (5-30) ... With LSU scoring just 59 points, it marked just the third win in 22 games in the Trent Johnson era that LSU has won when scoring less than 60 points.

- LSU's win over McNeese with 78 points marks the Tigers' 33rd win in 37 games when scoring 70 points or more in the Trent Johnson era.

- Tigers are playing in the CenturyTel Center for the first time since winning a Centenary College hosted game on Jan. 3, 2004.

- Cox Sports TV, the regional sports home of the NO Hornets and LSU, has picked up tonight's Cox Kansas broadcast as every LSU game for the rest of the season will be televised either regionally or nationally.

BREAKDOWN

LSU

Record	7-3
Ranking	N/A
Last Game	December 16 in Baton Rouge defeated McNeese, 78-66 (ot)
Head Coach	Trent Johnson
Career Record	204-152/12th season
LSU Record	45-31/3rd season
vs. WSU:	First meeting

Wichita State University

Record	7-2
Ranking	N/A
Last Game	December 13 in Wichita defeated Alabama A&M, 71-49
Head Coach	Gregg Marshall
Career Record	
WSU Record	
vs. LSU	1-0

Upcoming LSU Basketball Media Calendar

20

MONDAY

The Trent Johnson Radio Show, 7 p.m. Tj Ribs on Acadian (LSU Sports Radio Network)

Team makes annual Christmas visit to Our Lady of the Lake Hospital Children's Center, 1 p.m.

21

TUESDAY

Media Session
2 p.m. - Media Room, LSU Practice Facility

Practice
3 p.m. -- Practice Facility or Main PMAC Floor

22

WEDNESDAY

Game No. 12
North Texas at LSU, 7 p.m. (Maravich Center), TV: CST. Radio: LSU Sports Radio Network (100.7 FM in Baton Rouge)

23

THURSDAY

Off

17

FRIDAY

Practice
Leave for Bossier City.

18

SATURDAY

Game No. 11
Wichita State vs. LSU, 7 p.m. (CenturyTel Center, Bossier City, La.) TV: CST (picking up Cox Kansas broadcast). Radio: LSU Sports Radio Network (100.7 FM in Baton Rouge).

19

SUNDAY

10:35 p.m. in Baton Rouge -- Debut of Inside LSU Basketball presented by Academy Sports and Outdoors. WBRZ-TV local affiliate. Other affiliates listed at LSUsports.net/tvaffiliates.

LSU Media Services

Media Availability

Coach Trent Johnson is available in his office for early morning appointments and phone interviews. Please contact Basketball SID Kent Lowe (225-578-1864, clowe@lsu.edu) at least 24 hours in advance.

SEC Teleconference

The 12 SEC coaches are featured on a teleconference each Monday, January through March through the conference season. The conference starts at 10 a.m. (CST). Coach Johnson is on at 10:28 a.m. CST. To access the media only number contact Kent Lowe or the SEC Media Relations Office (205-458-3010).

Media Sessions

Coach Johnson meets with the media two days prior to games, before practice at a time to be announced, in the practice facility meeting room. Some travel and scheduling issues may change the time and day so media should contact the Sports Information Office to confirm start time.

The Trent Johnson Show

Presented by Capital One Bank

The weekly call-in show takes place Mondays at 7 p.m. from T.J. Ribs on Acadian Thruway ... The show airs in Baton Rouge on local flagship New Country 100.7 FM The Tiger, on the Internet at www.LSUsports.net and on many LSU Sports Radio Network affiliates.

Inside LSU Basketball

Coach Johnson's weekly TV show is on a state-wide network ... WBRZ-TV, Channel 2, airs the show at 10:35 p.m. Sundays beginning on Dec. 19. Television affiliates for the show are listed online at LSUsports.net/tvaffiliates

Player Media Sessions

The players will be available at the media sessions that are normally conducted two days prior to the game. Please let Kent Lowe (225-578-1864, clowe@lsu.edu) know which players you would like to have at the media session at least 24 hours in advance.

Post Game

Coach Johnson will be in the media room of the practice facility after the game and the NCAA cooling off period ... Requested players will be brought to the practice facility media room as well. ... THE LSU DRESSING ROOM IS CLOSED ... To reach the media room, take the Northwest Corridor portal (where the LSU team enters the floor) ... When reaching the multi-purpose room and the glass doors, turn right ... Before reaching the steps, turn left and then take a right down the first hallway to the double wood doors and enter the media room. LSU marshalls will help direct you to the area ... The visiting coach has an interview area (where the pre-game meal is served) that he can use for his post-game media obligations if he wishes.

WHO TO CONTACT

Sports Information Office

(225) 578-8226

Michael Bonnette - mbonnet@lsu.edu

Assoc. AD/Sports Information Director

C. Kent Lowe - clowe@lsu.edu

Sr. Assoc. Sports Information Director (Basketball Contact)

Jake Terry - jterry9@lsu.edu

Associate Sports Information Director (Social Media)

LSU Television

Kevin Wagner - jwagne2@lsu.edu

LSU Radio

Jim Hawthorne - lsuradio@lsu.edu

LSU Sports Information Mailing Address

P.O. Box 25095, Baton Rouge, LA 70894

ON THE INTERNET

www.LSUsports.net/media

The Official Website of LSU Athletics is home to all the basketball information you need. Schedules, results, rosters, bios, statistics and game notes can be found and are always up to date.

<http://media.lsusports.net>

Media can access images for all LSU athletic teams, including action shots, heads shots, logos, etc. To gain access to the high-resolution pictures, email Michael Bonnette. You will be assigned a login and password that will enable you to retrieve pictures. This service is for the media use only.

LSUsports.net/media

Request credentials online, go to the men's basketball link.



LSU Basketball on Twitter & Facebook

facebook.com/lsubasketball

twitter.com/lsubasketball

twitter.com/lసుcoachjohnson

twitter.com/lసుmediaalerts

LSUsports.net/connect

Trent Johnson

Head Coach • 3rd year at LSU (12th year as head coach)

Trent Johnson believes the LSU basketball program is moving forward.

With an outstanding recruiting class of student-athletes that fit the LSU program, Johnson is anxious to see this group "be a team" in 2010-11.

As Johnson, the 20th head men's basketball coach at LSU enters his third season, he seeks to build on more than a decade of excellence at LSU, Stanford and Nevada. Having earned Conference Coach of the Year in all three leagues (WAC, Pac-10 and SEC), Johnson and his staff continue toward maintaining LSU basketball as one of the premier programs in the country.

In his first season at LSU, Johnson led the Tigers to 27 wins, tied for the third most wins in a season in LSU history, and won the SEC regular season championships with a record of 13-3. LSU returned to the NCAA Tournament for the first time since 2006, advancing to the second round before falling, 84-70, to North Carolina. In the opening round, LSU defeated nationally-ranked Butler.

Coach Johnson, who eats, sleeps and drinks college basketball year round, believes in both development on the court and also personal, social and academic development. As players grasp his vision for success, they have the opportunity to embrace playing in a face-paced system, executing in the half court and defending and rebounding at a high level.

Johnson has a record of success that continues here at LSU. His team will have to blend together and learn from a coach that is a fierce competitor who exudes and demands toughness.

His devotion to the team, his protective beliefs toward his players and his loyalty to his former players is evidenced by the fact that three of his former players are now members of the LSU basketball staff. Johnson is a program builder and he has re-established the base of the LSU program by visiting with former players and coaches to bring together the past, present and the future of the program.

Johnson also is charged with the development of athletes both on and off the court. Off the court, he is working hard to make sure student-athletes understand the "student" part of their days at LSU. At all three spots in his head coach-

ing career, he has developed not just successful athletes and winning basketball teams, but young men who are having success in life.

In his head coaching career, he has taken teams in seven of the last eight seasons to post-season play, including five NCAA appearances. In addition, Johnson has seen six of his former assistant coaches become head coaches at successful programs.

Johnson has been rewarded as the consensus SEC Coach of the Year and was a finalist for four national coach of the year honors as he became the first LSU men's basketball coach to win the league title and take the team to post-season play in his first year at the school.

Under Johnson's watch, he has already coached an SEC POY in Marvyn Thomas who now plays for the NO Hornets, Garrett Temple who is in his second year in the NBA with the San Antonio Spurs and Tasmir Mitchell, who finished his career as the third all-time leading scorer and sixth all-time rebounder in school history.

Thomas, Temple and Mitchell represent Johnson's ability to teach and mold a well-rounded basketball player into having both a good offensive and defensive presence that can benefit the team and provide a chance to play at the next level.

Johnson has always been a big believer in special causes and joined former LSU basketball coach Dale Brown and star center Shaquille O'Neal in cutting series of commercials that aired nationally for the "Be A Match" organization in support of bone marrow donors.

This past June, Johnson was part of a 10-day trip to Africa as part of the TRIAD Trust program that was established to stop the transmission of HIV through culturally relevant, locally sustainable health and life skills education-based programs in communities affected by HIV/AIDS.

He also is a member of the Board of Directors of the National Association of Basketball Coaches and has served on the NABC Special Committee on Recruiting and Access.

Johnson, who was born in Berkeley, Calif., and call Seattle, Wash., his home, is married to Jackie and they have two children: a daughter, Tinishia, 27, and a son, Terry, 24.



The Johnson File

NAME: Trent Johnson
BIRTH DATE: September 12, 1956
AGE: 54
BIRTHPLACE: Berkeley, Calif.
HOMETOWN: Seattle, Wash.
WIFE: Jackie
CHILDREN: Tinishia (27), Terry (24)
COLLEGE: BS, Boise State University, 1986

PLAYING EXPERIENCE

Boise State University (Boise, Idaho)
 Finished in the top 10 in career scoring and rebounding at the school ... In 1976, team advanced to NCAA Tournament after winning the Big Sky Tournament ... In his junior year, named the Most Improved Player and in his final season was named All-Big Sky.

COACHING EXPERIENCE

1986-89 - Assistant Coach, Utah
1989-92 - Assistant Coach, University of Washington
1992-96 - Assistant Coach, Rice
1996-99 - Assistant Coach, Stanford
1999-04 - Head Coach, University of Nevada ... Compiled a 79-74 overall record ... 2003 team went to NIT, 2004 team won WAC Tourney and advanced to the NCAA Sweet 16.
2004-08 - Head Coach, Stanford ... Four year record of 80-47 ... Team advanced to post-season play each of his four years, 2008 team won 28 games and advanced to the NCAA Sweet 16.
April 10, 2008 -- Named the 20th Head Basketball Coach at LSU.
2008-09 -- LSU wins the SEC title with 13-3 record, finishes 27-8 and advances to the second round of NCAA Tournament to push mark to seven straight years of coaching teams to post-season play.
Nov. 24, 2010 -- Won his 200th game as a collegiate head coach (78-36, vs. Centenary).

LEAGUE COACH OF THE YEAR HONORS

2003 -- Western Athletic Conference
2008 -- Pac-10
2009 -- Southeastern Conference

The Trent Johnson Record

YEAR	SCHOOL	/---OVERALL---/		/---CONF.---/		FINISH
		W-L	PCT.	W-L	PCT.	
1999-00	Nevada	9-20	.310	6-10	.375	3rd-Big West
2000-01	Nevada	10-18	.357	3-13	.187	9th-WAC
2001-02	Nevada	17-13	.567	9-9	.500	5th-WAC
2002-03	Nevada	18-14	.562	11-7	.611	4th-WAC NIT First Round
2003-04	Nevada	25-9	.735	13-5	.722	1st WAC/Tourney Champ; NCAA Sweet 16
2004-05	Stanford	18-13	.581	11-7	.611	4th-Pac 10/NCAA First Round
2005-06	Stanford	16-14	.533	11-7	.611	5th-Pac 10/NIT Second Round
2006-07	Stanford	18-13	.581	10-8	.555	6th-Pac 10/NCAA First Round
2007-08	Stanford	28-7	.800	13-5	.722	2nd-Pac10/NCAA Sweet 16
2008-09	LSU	27-8	.771	13-3	.812	1st-West, SEC Champs, NCAA 2nd rd.
2009-10	LSU	11-20	.354	2-14	.125	6th-West
2010-11	LSU	7-3	.700			
Totals	12 Years	204-152	.573	102-88	.536	7 tournaments, 2 NCAA Sweet 16
Nevada	5 Years	79-74	.516	42-44	.488	1 WAC title, 1 NCAA Sweet 16
Stanford	4 Years	80-47	.630	45-27	.625	4 tournaments, 1 NCAA Sweet 16
LSU	3 Years	45-31	.592	15-17	.469	1 SEC Title, 1 NCAA 2nd Rd.

CAREER SPECIALTY NUMBERS

CAREER DOUBLE-FIGURE GAMES

Storm Warren 24
 Andre Stringer 9
 Aaron Dotson 7
 Ralston Turner 7
 Dennis Harris 5
 Malcolm White 5
 Matt Derenbecker 1

CAREER DOUBLE-FIGURE REBOUNDS

Storm Warren 12

CAREER DOUBLE-DOUBLES

Storm Warren 11
 Malcolm White 1

CAREER THREE-POINTERS

Andre Stringer 23
 Ralston Turner 20
 Aaron Dotson 19
 Chris Bass 10
 Daron Populist 7
 Matt Derenbecker 7
 Dennis Harris 5
 Garrett Green 4

CAREER ASSISTS

Chris Bass 163
 Aaron Dotson 54
 Eddie Ludwig 28
 Andre Stringer 31
 Storm Warren 24
 Ralston Turner 19
 Daron Populist 15
 Dennis Harris 14
 Garrett Green 14
 Matt Derenbecker 9
 Malcolm White 2

CAREER BLOCKS

Storm Warren 72
 Garrett Green 18
 Aaron Dotson 18
 Dennis Harris 15
 Malcolm White 14
 Chris Bass 7
 Andre Stinger 3
 Eddie Ludwig 3
 Ralston Turner 1
 Malcolm Derenbecker 1

CAREER STEALS

Storm Warren 60
 Chris Bass 35
 Eddie Ludwig 22
 Garrett Green 20
 Aaron Dotson 17
 Andre Stringer 13
 Dennis Harris 10
 Ralston Turner 7
 Malcolm White 4
 Daron Populist 1
 Matt Derenbecker 1

2010-11 LSU Men's Basketball Roster

NO.	NAME	CL.	POS.	HT.	WT.	EXP.	HOMETOWN/LAST SCHOOL
3	Garrett Green	Jr.	F	6-11	230	2VL	Woodland Hills, Calif/Taft HS
4	Chris Bass	Jr.	G	6-1	185	2VL	Baton Rouge, La./Lee Academy (Ma.)
5	Malcolm White	Jr.	F	6-9	225	RS	Baton Rouge, La./Ole Miss
10	Andre Stringer	Fr.	G	5-9	170	HS	Jackson, Miss./Forest Hill HS
13	Eddie Ludwig	So.	F	6-9	215	1L	Metairie, La./Metairie Park Country Day
14	Jalen Courtney	Fr.	F	6-8	210	HS	Jackson, Miss./Provine HS
15	Dennis Harris	So.	F	6-11	190	1L	Jonesboro, Ga./Mundy's Mill HS
21	Matt Derenbecker	Fr.	F	6-7	185	HS	Metairie, La./Metairie Park Country Day
22	Ralston Turner	Fr.	G	6-6	193	HS	Muscle Shoals, Ala./Muscle Shoals HS
24	Storm Warren	Jr.	F	6-7	230	2L	Monroe, La./Richwood HS
25	Daron Populist	So.	G	5-10	170	1L	Slidell, La./Salmen HS
41**	Justin Hamilton	Jr.	C	6-11	260	TR	Alpine, Utah/Iowa State
45	Aaron Dotson	So.	G	6-4	205	1L	Seattle, Wash./Rainier Beach HS
55**	Andrew Del Piero	So.	C	7-2	286	RS	Austin, Texas/Westlake HS

**redshirt in 2010-11 after transferring from Iowa State; **redshirt in 2010-11

Head Coach: Trent Johnson (Boise State, '86), 3rd year at LSU

Assistant Coach: Donny Guerinoni (Nevada, '01), 3rd year at LSU

Assistant Coach: Lynn Nance (Washington, '65), 1st year at LSU

Assistant Coach: Brent Scott (Rice, '03), 3rd year at LSU

Director of Basketball Operations: Nick Robinson (Stanford, '05), 2nd year at LSU

Executive Asst. to Head Coach: Brittany Carvalhido (Oklahoma State, '05), 1st year LSU men, 3rd year at LSU

A High School Correction

We must make note that there is a mistake in the written media guide publications on the high school of LSU's Andre Stringer ... He is actually from Forest HILL High School in Jackson, Miss., not Forest Park as appears in the guide ... He is one of two players from Jackson as Jalen Courtney came to LSU from Provine High.

Transactions

Center Andrew Del Piero was redshirted prior to the beginning of the season ... Dennis Harris sprained his left ankle the week of the season opener ... Missed the first seven games, but returned against Central Michigan (12/11) ... Eddie Ludwig has seen limited time due to concussion suffered in practice.

The Numbers Game

Here are some of the important numbers with the LSU basketball program:

103 -- This is the 103rd season of basketball at LSU.

33-4 -- LSU record in Trent Johnson era when scoring at least 70 points.

3-19 -- Central Michigan win (12/11) was team's third when scoring less than 60 in the Trent Johnson era (59-55).

2-2 -- LSU record in overtime in Trent Johnson era (1-1 this season, C. Carolina, 12/13, McNeese 12/16)

5 -- No of wins in the Trent Johnson era when LSU trailed both at the 10 and 5 minute marks (last Central Michigan, 12/11)

1 -- One loss in Trent Johnson era when LSU scores at least 80 points (Aub, 1/20/10)

11 -- Number of career double doubles by Storm Warren (two this season)

10-0 -- Record when LSU shoots 50 percent or better in the Trent Johnson era (3-0 this year)

7 -- Number of times LSU has won when outrebounded in Trent Johnson era (7-19 record)

36-11 -- Record when LSU out rebounds opponent, but two losses this year (Nicholls, Memphis).

41-5 -- Record when LSU out shoot opponents.

1404 -- Number of LSU wins in program history (1,400 came 11/24 vs. Centenary)

6 -- Number of SEC titles LSU has won since 1980 (second most in SEC)

3 -- Number of SEC Championships won or shared since 2000 (2000, 2006, 2009)

10 -- Number of SEC championships LSU has won, second most in league.

Last Game -- LSU 78, McNeese State 66 (ot) (December 16 -- Baton Rouge)

The Tigers rallied from three down to force overtime, thanks to a Storm Warren put back with 24 seconds left and then scored 18 points in the overtime to run away from McNeese in the second consecutive overtime game LSU has played ... The Tigers were up by as many as 10 in the second half, but the Cowboys rallied back to take the three-point advantage with 90 seconds to play ... But this time, the young LSU team held its poise tied the game and then shot

5-of-6 from the field and 7-of-9 from the free throw line

Freshman Ralston Turner scored the most points for a Tigers this season with 23 to pace four LSU players in double figures ... Warren had 17 points on 8-of-12 shooting, while Andre Stringer had 15 for his ninth double figures scoring game of the season, and Malcolm White had 13 points and nine rebounds.

Numbers From the Game

LSU is now 2-2 in overtime in the Trent Johnson era and 19-17 in home overtime games ... It was the first time for back-to-back double overtime games for LSU since Jan. 2005 when LSU beat Ohio State and Arkansas in the PMAC in extra session games ... The 18 points was the eighth most overall LSU has scored in an overtime game and tied for the fourth most in a single overtime contest ... LSU had more assists (16) than turnovers (13) for the second time this season

Bossier City Bound

This will not be LSU's first game in the CenturyTel Center as LSU played Centenary in a game the Gents moved from the Gold Dome on campus in Shreveport across the river to the CenturyTel Center on Jan. 3, 2004 with LSU winning, 66-63 ... The last LSU hosted game was when Stromile Swift of Fair Park High, was a sophomore and LSU and Centenary played at Hirsch Coliseum on the Fair Grounds in Shreveport with LSU winning, 80-52, on Dec. 21, 1999.

Ties That Bind

LSU play-by-play man Jim Hawthorne returns to some of his roots as he spent many years of his distinguished career as a DJ at 50,000-watt LSU network affiliate KWKH here in Shreveport and he also performed on the Louisiana Hayride as both talent and announcer ... Before becoming the voice of the Tigers in basketball prior to the 1979-80 season, Hawthorne was the voice of the Centenary Gents at a time when star center Robert Parish, who went on to great fame with the Boston Celtics, took Centenary all over the country to play the nation's best teams.

LSU basketball SID Kent Lowe is a Shreveport native and, one other tie that LSU fans will notice - on the Wichita bench this year is a former LSU assistant coach under then head coach John Brady, Chad Dollar.

CST Adds Wichita Game; Every Thing On TV From Here On

With Cox Sports Television deciding to add the Cox Kansas broadcast of the LSU-Wichita State game Saturday from the CenturyTel Center in Bossier City, it means that as part of the second-year of the Southeastern Conference's 15-year agreement with the ESPN family of networks, every game from here on out for the remainder of the season will be televised on some regional or national basis ... The Tigers next two games against North Texas and Southern will be on CST, while LSU's game at Rice (Dec. 29) has been picked up by CBS College Sports. LSU will make its first appearance on ACC Sunday Night Hoops on Jan. 2 on FSN at Virginia.

Once conference play starts, LSU has nine games on the regionally-syndicated SEC Network, three on FSN, two on CSS/CST and two on ESPN.

About Wichita State, The Series

The Shockers are 7-2 on the season, including a 2-1 record at the Maui Invitational, including a narrow, 83-79, loss to UConn in the opening round ... LSU is 5-0 at home and has a 70-58 win over upcoming LSU opponent Virginia, in Maui ... The Shockers other loss came at San Diego State, 83-69, on Dec. 4 ... San Diego State is now ranked 10th in the ESPN coaches poll ... The Shockers are presently ranked No. 5 in the Collegeinsider.com Mid-Major poll.

The Shockers are coming off a 71-49 win against Alabama A&M on Monday in Wichita and ironically, they will return home to play a "neutral court" home game at the city's new arena in their next game ... Toure Murry led Wichita State in their last game with 20 points, while Graham Hatch had 16 as the Shockers shot 48.9 percent overall (23-47) from the field and 46.7 percent (7-15) from the three-point range, expanding a three-point halftime lead by holding Alabama A&M to just 14 second-half points.

Gregg Marshall is in his fourth year as the head coach at Wichita State, with a 1-0 record against LSU. From 1998-2007 he was the head coach at Winthrop.

The overall series finds Wichita up, 3-1 ... The Shockers have won three straight in 1982, 2006 (both in BR) and 2007 in Wichita ... LSU's win came in the Elite 8 in New Orleans as LSU won 96-85 to advance to the NCAA Final Four in 1981 ... This is the final part of a three-game series signed in the John Brady era that had home-and-home games that were played in 2006 and 2007 and this neutral court contest.

Season 40 At PMAC

It was the 1971-72 season that the first game was played in the then LSU Assembly Center,

CAREER DOUBLE-DOUBLES

STORM WARREN (11)

Game	Date	Pts	Reb
Alcorn State	11/20/08	11	11
ULM	11/13/09	15	12
Indiana State	11/16/09	14	12
Western Ky.	11/17/09	20	11
UL-Laf.	12/1/09	18	16
N'wesern st.	12/12/09	21	16
SE Louisiana	12/14/09	14	12
Nicholls	12/17/09	13	11
Auburn	1/20/10	17	11
UT-Martin	11/18/10	12	11
Houston	11/30/10	12	11

LSU Scoring Runs

5-0	17
6-0	10
7-0	7
8-0	4
9-0	3
10-0	3
11-0	2 (UTM, C. Mich)
12-0	
13-0	
14-0	1 (Centenary)
15-0	

Opp. Scoring Runs

5-0	9
6-0	7
7-0	6
8-0	4
9-0	2
10-0	
11-0	1 (C. Mich)
12-0	
13-0	
14-0	1 (C. Carolina)
15-0	

COMPARING THE STATISTICS

Overall	LSU	WSU
Scoring Average	71.7	75.2
Opp. Scoring Average	62.3	61.2
Scoring Margin	+9.4	+14.0
FG Percentage	45.4	48.6
Opp. FG Percentage	37.8	40.6
3 PT FG Pct.	38.3	41.3
Opp. 3 PT FG Pct.	30.7	31.9
3FGs per Game	6.4	8.4
FT Percentage	69.3	73.7
Opp. FT Percentage	64.7	63.3
FT Made Per Game	18.1	13.7
Rebound Avg.	37.8	37.7
Opp. Rebound Avg.	33.4	28.4
Rebound Margin	+4.4	+9.2
Assists Average	13.1	17.3
TO Average	15.7	13.9
Blocks Average	4.4	4.4
Steals Average	6.8	4.7

although the Tigers had to open on the road for the first five games before returning home to open the building on Jan. 3, 1972 against Vanderbilt, an 80-73 loss. The Tigers got their first win in the building on Jan. 6, 1972 against Georgetown, 90-71.

Last year, LSU was 11-7 in the Maravich Center, 9-1 in non-conference games ... LSU is 6-2 this season and 459-156 (74.6) all-time in the building and 246-35 in non-conference games (.878) ... Trent Johnson is 27-4 in home non-conference games.

Success At Home

The PMAC has proved to be a difficult place to play as since the start of the 2002-03 season, LSU has won 113 games, an average of 13.6 wins per year. LSU's win total is second only to Florida in the same time period (through play on Thursday):

Florida 126

LSU 113

Vanderbilt 106

Kentucky 104

Tennessee 103

Alabama 99

Arkansas 97

Mississippi State 95

South Carolina 90

Auburn 87

Ole Miss 87

Georgia 80

On The Road

The win by the Tigers at South Alabama on Nov. 28 marked the first win on an opponent's home court since the Tigers beat Kentucky on Feb. 28, 2009 ... Between home and neutral courts a year ago, LSU was 0-13, compared to the championship year of 2009 when LSU was 8-6, including 6-3 in SEC play ... LSU's last "neutral" court win was its first round NCAA win over Butler in March 2009 ... In program history, LSU is 401-569 on opponent's home courts ... Trent Johnson is 7-12 in true road games and 9-20 in all games away from the Maravich Center.

The Neutral Court

LSU is 0-1 on neutral courts this year having lost a "neutral court" road game at Tupelo against Memphis, 70-61 ... LSU was 0-4 on neutral courts a year ago and all-time in program history, stands 122-124.

LSU Second In SEC Titles Over Last 30 Years

LSU has won 10 Southeastern Conference titles in its first 102 seasons and six of those have come since the 1980-81 seasons, which is second only to the 12 that Kentucky has won during that time period. Florida is third with four. Tennessee (3), Mississippi State (2), Alabama (2) and Arkansas (2) are the only ones with multiple conference regular season titles in that time period.

Good Nights Shooting

Three times this season, LSU has been able to shoot at least 50 percent from the field ... The first came in the opening game of the season (Nov. 12) against Northwestern State when LSU shot 60 percent (24-of-40) ... It marked the first time LSU shot 60 percent from the field since shooting 63.6 percent against Grambling State on Dec. 13, 2008 ... LSU's 32 free throw makes in the game were the seventh most free throw makes in LSU history.

At South Alabama (11/28), LSU was 16-of-24 in the first half to propel a 25-of-47 shooting game (53.2 percent) ... LSU was 12-of-17 from the three-point arc and shot 70.6 percent, the best percentage LSU shot since 2006 ... LSU made it two straight games at 50 percent or better against Houston (11/30), making 17-of-30 in the first half enroute to a 26-of-52 night (50.0%).

The Tigers are now 3-0 this year when shooting 50 percent or better and 10-0 overall in the Trent Johnson era.

LSU is fifth in the SEC in field goal percentage (45.4 percent) and LSU is third in field goal percentage defense in the league at 37.8 percent.

The Arc

LSU fell below 40 percent from the three-point line for the season after going 7-of-22 (31.8%) against Coastal on Monday night ... The Tigers are 64-of-167 of 38.3 percent, behind only Kentucky who is the only team over 40 percent at 40.3 going into their next game.

LSU has made an average of 6.4 treys a contest, an improvement from last season when

LSU made 141 threes (an average of 4.5 a game) ... LSU made just 28.7 percent a year ago from the arc ... Last year, Aaron Dotson as a freshman made seven treys ... Through 10 games, he has 11; in fact, he is 11-of-21 for the season ... Andre Stringer has made 23, Turner 20 ... The three-some of Stringer, Turner and Dotson have made 54 of LSU's 64 treys ... Dotson's three-point shooting percentage is third in the league.

The South Alabama game, with LSU making 70.6 percent, marked the first time LSU had hit 70 percent in a game since Jan. 7, 1989 when LSU was 7-of-9 from the three-point line against Auburn (77.8 percent).

The Free Throws

LSU's season percentage is 69.3 percent (181-261) for the season as LSU has shot 40 more free throws than the opponents and made 38 more than opponents ... LSU is sixth in the league in free throw percentage (69.3%).

Eddie Ludwig leads the team at 87.5 percent (21-of-24), with Stringer, thanks to making 20-of-22 in the last four games, is now at 82.3 percent. Aaron Dotson has made 34-of-44 or 77.3 percent. Ludwig is fourth in the league in free throw percentage, Stringer eighth.

1400 And Counting

When LSU defeated Centenary on Nov. 24, the Tigers won their 1,400th game in the history of the basketball program that began in January 1909 ... LSU was at that time the 47th program in the modern basketball Division I to have won at least 1,400 games in its history.

Player Efficiency Quota

Like the quarterback ratings in the NFL, the NBA uses an efficiency scale to determine its top players ... It's the plus or minus number coaches look at when determining the success of a players game night ... The quotient is based on a plus-minus + total of: (Points + Rebounds + Assists + Steals + Blocks) minus ((Field Goal Attempts - Field Goals Made) + (Free Throw Attempts - Free Throws Made) + Turnovers) ... Here is what the crack research staff at LSU came up with when applying the formula to some of the LSU players and their efficiency quota average coming into Saturday's game with Wichita:

Storm Warren - +12.7, up 0.7

Andre Stringer - + 12.2, up 0.4

Aaron Dotson -- +10.5, down 0.4

Ralston Turner -- +10.4, up 0.5

Malcolm White -- +9.9, up 0.9

Eddie Ludwig -- +5.7, down 0.8

Garrett Green -- +5.7, down 0.2

The figure also comes into played in individual game totals for example against Houston (11/30), Storm Warren was a +24, but Aaron Dotson had the best single game total of the young season with a +25 against Memphis (11/21) ... In the game where Andre Stringer was MVP of the Coors Classic at South Alabama, he recorded a +22 (11/28).

Healthy Aaron Dotson

Hard work and patience has paid off for the Seattle sophomore as he has been able to play with confidence and full speed this season ... A knee injury at Rainier Beach HS caused him to miss most of his senior season after signing with LSU and it shook his confidence as a college freshman ... Fans are now seeing what coaches saw in practices and scrimmages from day one this year how far he has come ... Against Northwestern State (11/12), Dotson hit 5-of-5 field goals (one of only two players in the SEC to be perfect from the field on opening night) and scored 17 points in 27 minutes of play ... Against UT-Martin, Dotson hit 4-of-8 field goal attempts and 5-of-6 at the line to get 13 points and six rebounds in 19 minutes ... Against Memphis (11/21), Dotson scored 12 points and had one of the rare four-point plays with a long three-pointer and a free throw ... He has been in double figures in four of the games this season and hit 29-of-61 overall from the field and 11-of-21 from the arc, averaging 10.3 points a game, compared to 3.2 points a season ago.

Bass Turning Assist Numbers

The junior, whose brother Brandon, was 2005 SEC Player of the Year and plays now for the NBA Orlando Magic, last year was one of the tops in the SEC in assist-to-turnover ratio with 97 assists and just 38 turnovers ... Bass again is positive in assist to turnover ratio with 23 assists and 14 turnovers ... In his career, Bass has 163 assists and 66 turnovers.

Andre Stringer

The freshman from Jackson had a unique streak of being the Tigers top scorer in each of

TIGER TRENDS		
LSU RECORD...	10-11	COACH JERA
In November	5-2	13-4
In December	2-1	13-4
In January		7-11
In February		9-7
In March		3-5
In April		
LSU vs. AP Ranked Opponents		
At home		0-4
On the road		0-1
Neutral	0-1	1-3
LSU's Record in Games...		
Decided by 5 pts or less	1-0	10-5
Decided by 10 pts or less	2-3	17-17
Decided by 11 pts or more	5-0	28-14
At night	6-2	33-17
During the day	1-1	12-14
Decided in Overtime	0-1	1-2
Televised	4-1	23-27
LSU's Record When Scoring...		
Less than 60 points	1-1	3-19
60-69 points	0-2	9-8
70-79 points	4-0	17-3
80-89 points	2-0	12-1
90-99 points		4-0
100 or more points		
LSU's Record When Allowing...		
Less than 60 points	4-0	18-3
60-69 points	2-1	19-9
70-79 points	1-2	7-11
80-89 points		0-7
90-99 points		1-1
100 or more points		
LSU's Record When...		
Leading at the half	4-3	35-11
Losing at the half		7-21
Tied at the half		3-2
Lead 10 minutes left	6-0	38-3
Losing 10 minutes left	1-3	5-27
Tied 10 minutes left		2-1
Lead 5 minutes left	6-0	39-1
Losing 5 minutes left	1-3	5-30
Tied 5 minutes left		1-0
LSU's Record When Shooting...		
50% or higher	3-0	10-0
Less than 50%	4-3	35-31
Better than opponent	7-1	41-5
Worse than opponent	0-2	4-26
Even Shooting		
More 3PT FGs than opp.	2-1	18-5
LSU's Record When...		
Outrebounding opp.	6-2	36-11
Outrebounded by opp.	1-1	7-19
Equal rebounds		2-1
LSU's Record When Committing...		
Fewer TO than opp.	2-1	25-12
More TO than opp.	5-1	16-15
Equal TO	0-1	4-4
15 or fewer TO	4-1	30-24

TRENT JOHNSON ERA INDIVIDUAL SUPERLATIVES

Points

1. 41 Tasmin Mitchell - at Miss. St. (2-11-09)
2. 38 Tasmin Mitchell - vs. Aub. (1-20-10)
3. 33 Marcus Thornton - vs. SE La (1-3-09)
4. 32 Marcus Thornton - vs. Fla. (2-24-09)
5. 31 Marcus Thornton - vs. Miss. St. (1-21-09)
6. 30 Marcus Thornton - 3 times
6. 30 Tasmin Mitchell - vs. SC (1-14-09)

FG Made

1. 15 Tasmin Mitchell - vs. Aub (1-20-10)
2. 12 Tasmin Mitchell - at Miss. St. (2-11-09)
2. 12 Tasmin Mitchell - at Georgia (2-4-09)
4. 11 Tasmin Mitchell - vs. Nicholls (12-17-09)
4. 11 Marcus Thornton - at Georgia (2-4-09)
4. 11 Marcus Thornton - at SE La. (1-3-09)
4. 11 Marcus Thornton - vs. UL-Laf (12-31-08)

3FG Made

1. 6 Marcus Thornton - vs. Florida (2/24/09)
2. 5 Marcus Thornton - twice
2. 5 Bo Spencer - twice
6. 4 Andre Stringer - four times
6. 4 Aaron Dotson - at S. Alabama (11/28/10)
6. 4 15 other times

FT Made

1. 15 - Tasmin Mitchell - vs. Miss. St (2-11-09)
2. 12 - Marcus Thornton - Auburn (2-21-09)
3. 11 - Andre Stringer - vs. Houston (11/30/10)
3. 11 - Tasmin Mitchell - NW State (12-12-09)
5. 10 - Marcus Thornton - Florida (2-24-09)
5. 10 - Tasmin Mitchell twice

Rebounds

1. 18 Tasmin Mitchell - vs. SE La. (12-14-09)
2. 17 Tasmin Mitchell - vs. Tennessee (2-4-10)
3. 16 Storm Warren - vs. NW State (12/12/09)
3. 16 Storm Warren - vs. UL-Laf (12-1-09)
5. 15 Malcolm White - vs. UT-Martin (11/18/10)
5. 15 Tasmin Mitchell - Cal St Full (12/2/08)

Assists

1. 9 Garrett Temple - vs. Ole Miss (2/14/09)
1. 9 Garrett Temple - vs. Ole Miss (1/17/09)
3. 7 Garrett Temple - vs. Cal St Full (12/2/08)
4. 6 Bo Spencer - vs. Florida (2/24/09)
4. 6 Garrett Temple - 4 times
4. 6 Chris Bass - 4 times

Blocks

1. 7 Chris Johnson - vs. Arkansas (1/31/09)
2. 6 Chris Johnson - twice
4. 5 Chris Johnson - Nicholls State (12/17/08)
5. 4 Chris Johnson - 10 times
5. 4 Storm Warren - vs. Houston (11/30/10)

Steals

1. 7 Marcus Thornton - vs. Arkansas (2/18/09)
2. 6 Tasmin Mitchell - vs. UL-Laf (12/31/08)
2. 6 Garrett Temple - twice
5. 5 Tasmin Mitchell - vs. Kentucky (2/28/09)
5. 5 Garrett Temple - vs. Xavier (1/24/09)
5. 5 Bo Spencer - vs. S. Carolina (1/14/09)
5. 5 Storm Warren - vs. Arkansas (2/24/10)
5. 5 Chris Bass - NW State (11/12/10)

the first six games and double figures for the first seven ... He leads the team in scoring at 15.2 points per game (eighth in the league), having made 23 three-pointers, including four games with four each ... Stringer is also good at getting to the line, averaging 6.2 free throw attempts a game ... He is averaging 28.4 minutes a game, 2.5 rebounds and 3.1 assists a contest ... And, if that isn't enough, on Nov. 28 at South Alabama, the 5-9 point guard was credited with his first block of his college career, of which he now has three for the season.

Ralston Turner

Turner had the best game by any LSU player this season Thursday against McNeese State, scoring 23 points against McNeese State (12/16) ... Turner hit three treys for the fourth time this season ... He is second on the team averaging 13.5 points per game and 3.2 rebounds ... He also became the first Tiger in almost a year to play more than 40 minutes, playing 41 in the over-time contest ... Turner has started every game this season for LSU.

Freshman Scoring

Turner and Stringer are leading the freshman scoring group for the team that has accounted for 46.4 percent of the scoring and 17 of LSU's 29 double figure scoring games this season (Stringer 9, Turner 7, Matt Derenbecker 1).

Storm Warren

The veteran member of this team without a senior as far as starts and playing time, Warren has started 41 consecutive games dating back to last year and broke out of mini-scoring drought getting nine points against South Alabama on Nov. 28 ... He then had his second double double at home against Houston (11/30) with 12 points and 11 rebounds ... After scoring 17 against McNeese Thursday, Warren is 21-of-36 from the field in the last four games and is averaging 11.2 points over those four games ... He now has 11 career double doubles, two this season ... The other came against UT-Martin (11/18) when he also had 12 points and 11 rebounds ... He had one of his double doubles as a freshman, eight last season and now two as a junior ... He was two off his career high in boards when he pulled down 14 against Nicholls State (11/16) ... He is averaging a team best 6.7 rebounds a game this season.

Malcolm White

White became the 38th player in LSU history to grab at least 15 rebounds in a game, hitting that number against UTM (11/18) in recording his first collegiate double double ... White, who played at Ole Miss for two seasons, before transferring and sitting out last year under NCAA transfer rules, had 12 points, 15 rebounds and three blocks in 31 minutes ... White had his fourth double figure scoring game of the season against Central Michigan, leading the team with 12 points (12/11).

Garrett Green

Green is probably the healthiest he has been at LSU, fighting back problems all through his career ... Twice after scoring eight points off the bench against Memphis (11/21) and Centenary (11/24), he came back and just missed his first double digit scoring game with nine points in 20 minutes against Coastal Carolina (12/13) ... He was four-of-six from the field ... He is averaging 3.9 points and 4.6 rebounds a game so far this year.

Dennis Harris

Harris, who has been and continues to battle a sprained left ankle, got on the floor against Central Michigan (12/11) to start his sophomore season, playing six minutes and hitting his first field goal attempt of the season ... Last year, Harris played in 29 games, starting nine, and averaged 4.6 points and 3.1 rebounds.

Six Former Tigers Playing In NBA This Season

When the NBA season got underway, there were seven former LSU players on rosters. That number is now six as the San Antonio Spurs recently waived Garrett Temple. Here are the six players and the teams they play on;

Brandon Bass, Orlando Magic – 2nd season with Orlando, sixth in NBA

Glen Davis, Boston Celtics – 4th season with Boston

Shaquille O'Neal, Boston Celtics – 1st season with Boston, 19th in the NBA

Anthony Randolph, New York Knicks – 1st season with Knicks, 3rd in the NBA

Tyrus Thomas, Charlotte Bobcats – 1st full season with Charlotte, fifth in NBA

Marcus Thornton, New Orleans Hornets – 2nd season with Hornets

The NBA D-League play is underway and former LSU point guard Randy Livingston is beginning his first season as the head coach of the Idaho Stampede. Rookie Tasmin Mitchell

is playing for the Erie Bayhawks, while Darnell Lazare is on the roster of the Maine Red Claws. Lazare was a member of the 2006 Final Four team. Chris Johnson is on the roster for the Dakota Wizard and Temple, who started with the Spurs, is back with the Rio Grande team in the league.

LSU Adds Two Important Signees During Early Signing Period

Coach Trent Johnson announced on Wednesday that the LSU athletics department had received and approved two National Letters of Intent from players for the 2011-12 men's basketball season.

The players are John Isaac, a 6-4, 215-pound guard from New Llano, La., who attends Pickering High School; and, Johnny O'Bryant, a 6-9, 245-pound power forward from Cleveland, Miss., and East HS.

"It is a good day for Tiger basketball," said Coach Johnson. "Obviously, these are two quality young men who happen to be very, very good basketball players. They fit into the direction in which our program is headed, and that means playing elite level college basketball."

Isaac missed all of last season with a torn left ACL, but as a sophomore he averaged a double double with 18.5 points and 11.5 rebounds. He shot 59 percent from the field and averaged 8.6 assists and 1.8 steals. He was First-Team All-District that year in his fourth season of varsity competition for Pickering. He has been a starter on the Pickering varsity since the seventh grade.

O'Bryant is the nation's No. 6 ranked power forward by ESPN (21st overall in the country) and the No. 8 power forward and nation's 38th player overall according to Rivals.com.

He averaged 15 points and 7.2 rebounds last season as a junior as East reached the Class 3A semifinals. Two years ago, O'Bryant was a member of the USA Basketball U16 team that captured gold in Mendoza, Argentina at the FIBA Americas Championship and followed that up with another gold medal in Hamburg, Germany with the U17 national team.

Tigers Invited to 2011 Charleston Classic

The LSU men's basketball team will be part of the eight-team field for the 2011 Charleston Classic to be contested Nov. 17, 18 and 20, 2011.

The field for the fourth annual tournament in addition to the Tigers includes Georgia Tech, Saint Joseph's, Seton Hall, Tulsa, Virginia Commonwealth, Western Kentucky and Baylor.

The 2011 Charleston Classic, a bracket-format tournament, will feature 12 games over the three days. Each team will compete in one game per day, advancing through a bracket-tournament format. The two teams that remain undefeated throughout will face off in a championship match Sunday, Nov. 20, 2011.

All SEC Teams in Big East/SEC Showdown

ESPN, the BIG EAST Conference and the Southeastern Conference (SEC) have reached an agreement for 12 members from each of the two premier conferences to play each other in a men's college basketball inter-conference Challenge the week after Thanksgiving starting in 2011. ESPN will provide exclusive coverage of all 12 games across ESPN, ESPN2 and ESPNU. The new BIG EAST/SEC Challenge will mark an expansion and modification of the SEC/BIG EAST Invitational, a four-year event from 2007 to 2010 that featured four matchups between the two conferences from two neutral sites.

The new BIG EAST/SEC Challenge format will feature 12 games over three days beginning on the Thursday after Thanksgiving of each year. The 2011 schedule will include four games a day Thursday, Dec. 1 through Saturday, Dec. 3. The event title will alternate to the SEC/BIG EAST Challenge in 2012 and be played Thursday, Nov. 29 through Saturday, Dec. 1.

All 12 games each year will be played at home campus sites with each conference hosting six games a year. SEC teams will alternate home and away games. Twelve of the 16 BIG EAST teams (17 teams in the second year) will participate each year with home, road and no-game assignments determined for 2011 and 2012 in advance of the 2011 event. Matchups, times and network assignments are to be determined.

Next Up - Tigers Back Home For One More Pre-Christmas Game

LSU returns to Baton Rouge for one more pre-Christmas contest that will close out five games in 12 days for the Tigers ... The 7 p.m. features North Texas and the contest will be televised by CST and broadcast on the LSU Sports Radio Network ... The game will mark the homecoming of former player and assistant coach Johnny Jones, who is the head coach at the Denton school ... Jones was a player on the 1981 Final Four team and an assistant on the 1986 Final Four Team ... Tickets to the game are available at LSUTix.net.

SCORING BREAKDOWN

CLASS	PTS	PCT.
Freshmen	333	46.4
Sophomores	152	21.2
Juniors	232	32.3
SCORING	PTS	PCT.
Starters	528	73.6
Bench	189	26.3
POINTS IN PAINT	PTS	APG
LSU	240	24.0
Opponents	216	21.6
POINTS OFF TO	PTS	APG
LSU	149	14.9
Opponents	149	14.9
SECOND CHANCE POINTS	PTS	APG
LSU	118	11.8
Opponents	101	10.1
BENCH SCORING	PTS	APG
LSU	189	18.9
Opponents	212	21.2
FT% LAST 5 MINUTES		PCT
LSU	54-77	70.1
Opponents	54-77	70.1
FG% LAST 5 MINUTES		PCT
LSU	33-75	44.0
Opponents	38-82	46.3
3FG% LAST 5 MINUTES		PCT
LSU	6-30	20.0
Opp.	10-29	34.5

W-L RECORDS OF STARTING LINEUPS (G, G, F, F, F or G,G,G,F,F)
 1-1 -- Bass, Turner, Dotson, White, Warren
 6-2 -- Stringer, Turner, Dotson, White, Warren

LEADING SCORERS -- Stringer 7, Turner 3, Derenbecker 1, White 1

LEADING REBOUNDERS -- Green 3, Warren 2, White 2, Ludwig 1, Turner 2

LEADING ASSISTS -- Stringer 5, Bass 3, Dotson 3, Ludwig 2, Turner 2

TOTAL DUNKS -- White 8, Courtney 1, Dotson 3, Bass 1, Warren 4, Turner 2, Green 2

DOUBLE FIGURE SCORING GAMES -- Stringer 9, Turner 7, White 4, Dotson 3, Warren 3, Derenebecker 1,

DOUBLE DOUBLE -- Warren 2

PLAYERS SCORING IN DOUBLE FIGURES BY GAME

0	1	2	3	4	5 or more
	1	3	3	2	1



Garrett Green

Forward * 6-11 * 230 * Junior * 2L * Woodland Hills, Calif. (Taft HS)

3

Top Performances

Points
 Season: 9, vs. C. Carolina, 12/13/10
 Career: 9, vs. C. Carolina, 12/13/10

Rebounds
 Season: 9, vs. Centenary, 11/24/10
 Career: 9, vs. Centenary, 11/24/10

Field Goals Made
 Season: 4, three times
 Career: 4, three times

3 PT FG Made
 Season
 Career: 1, three times

Free Throws Made
 Season: 2, vs. Houston, 11/30/10
 Career: 2, vs. Houston, 11/30/10

Assists
 Season: 1, vs. Nicholls, 11/16/10
 Career: 3, at Florida, 1/16/10

Blocks
 Season: 2, vs. C. Carolina, 12/13/10
 Career: 2, three times

Steals
 Season: 3, vs. Centenary, 11/24/10
 Career: 3, twice

Minutes Played
 Season 20, vs. C. Carolina, 12/13/10
 Career: 30, at Vanderbilt, 2/13/10

Top Career Scoring Games

1. 9 -- vs. Coastal Carolina, 12/13/10
2. 8 -- vs. Centenary, 11/24/10
2. 8 -- vs. Memphis, 11/21/10
4. 7 -- vs. McNeese, 1/4/10
5. 6 -- vs. Arkansas, 2/24/10
5. 6 -- at Vanderbilt, 2/13/10
5. 6 -- vs. Oregon State, 12/21/07
8. 5 -- vs. Northwestern State, 12/12/09
9. 4 -- eight times

2008 SEC Freshman Academic Honor Roll

Junior Season (2010-11)


Had a career high of eight against Memphis (11/21) ... Equaled career high in points and set career high in rebounds against Centenary (11/24) ... Career high of nine points on 4-of-6 shooting and two blocks against Coastal Carolina (12/13)

Green's Game-by-Game Statistics

2010-11 OPPONENT	MIN	FG	3FG	FT	REB	PF/D	A	TO	BLK	STL	PTS
Northwestern State	11	1-1	0-0	0-0	6	2-0	0	1	0	0	2
Nicholls	5	0-1	0-0	0-2	4	1-0	1	0	0	0	0
Tennessee-Martin	5	1-2	0-0	1-2	3	1-0	0	1	0	1	3
Memphis (Tupelo)	13	4-7	0-0	0-1	4	5-1	0	0	1	1	8
Centenary	16	4-9	0-1	0-2	9	1-0	0	0	0	3	8
at South Alabama	11	0-3	0-0	0-0	5	3-0	0	3	0	1	0
Houston	14	1-6	0-1	2-4	5	2-0	0	2	0	1	4
Central Michigan	6	1-1	0-0	0-0	3	0-0	0	0	0	0	2
Coastal Carolina	20	4-6	0-0	1-3	4	1-0	0	0	2	0	9
McNeese State	14	1-4	1-1	0-0	3	2-0	1	0	0	0	3
Wichita St. (S'port)											
North Texas											
Southern											
at Rice											
at Virginia											
at Auburn											
Arkansas											
at Kentucky											
Ole Miss											
at Tennessee											
at Alabama											
South Carolina											
Mississippi State											
at Ole Miss											
at Arkansas											
Alabama											
Florida											
at Miss. State											
Vanderbilt											
at Georgia											
Auburn											
SEC Tournament											

Garrett Green's Career Stats

YEAR	GP-GS	MIN/AVG	FG-FGA	PCT.	3FG-FGA	PCT.	FT-FTA	PCT.	REB.-AVG	PF-FO	AST	TO	BLK	STL	PTS-AVG.
07-08	25-1	241-9.6	20-47	.426	2-5	.400	3-7	.429	40-1.6	41-1	3	11	5	1	45-1.6
08-09	Redshirt														
09-10	30-11	320-10.7	27-80	.338	1-4	.250	8-27	.296	74-2.5	51-1	9	30	10	12	63-2.1
10-11	10-0	115-11.5	17-40	.425	1-3	.333	4-14	.286	46-4.6	18-1	2	7	3	7	39-3.9
Totals	65-12	676-10.4	64-167	.383	4-12	.333	15-48	.313	160-2.5	110-3	14	48	18	20	147-2.3



Chris Bass

Guard * 6-1 * 185 * Junior * 2L *Baton Rouge, La. (Lee Academy Prep)

4

Top Performances

Points
 Season: 6, vs. Central Mich., 12/11/10
 Career: 7, twice

Rebounds
 Season: 5, vs. Centenary, 11/24/10
 Career: 8, vs. Grambling, 12/13/08

Field Goals Made
 Season: 2, three times
 Career: 3, three times

3 PT FG Made
 Season:
 Career: 2, twice

Free Throws Made
 Season: 2, twice
 Career: 3, at Utah, 1/2/10

Assists
 Season: 5, vs. UT-Martin, 11/18/10
 Career: 6, four times

Blocks
 Season:
 Career: 2, vs. Utah, 1/2/10

Steals
 Season: 5, vs. NW St., 11/12/10
 Career: 5, vs. NW St., 11/12/10

Minutes Played
 Season: 20, vs. Houston, 11/30/10
 Career: 36, vs. Northwestern St., 12/12/09

- Top Career Scoring Games**
- 7 vs. Connecticut, 11/25/09
 - 7 vs. ULM, 11/13/09
 - 6 vs. C. Michigan, 12/11/10
 - 6 at Florida, 1/16/10
 - 6 vs. Southeastern, 12/14/09
 - 6 vs. Grambling
 - 5 vs. Kentucky, 2/6/10
 - 5 vs. Louisiana Lafayette, 12/1/09
 - 5 vs. Alabama, 2/8/09
 - 4 five times

Junior Season (2010-11)

Career high in steals of 5 vs. NW State (11/12) in the opener ... Back on track with assists, getting 5 with no turnovers versus UTM (11/18) ... After starting first two games with 2 assists, 6 turnovers, had 14 assists, 3 turnovers last five games ... Bass hit two free throws in the waning seconds to ice the Central Michigan win (12/11) with a season high six points.

Bass' Game-by-Game Statistics

2010-11

OPPONENT	MIN	FG	3FG	FT	REB	PF/D	A	TO	BLK	STL	PTS
Northwestern State	18	1-1	0-0	2-4	2	2-0	2	5	0	5	4
Nicholls	10	0-0	0-0	0-2	2	0-0	0	1	0	0	0
Tennessee-Martin	16	2-3	0-0	0-0	3	3-0	5	0	0	0	4
Memphis (Tupelo)	17	0-1	0-0	0-0	2	0-0	4	1	1	0	0
Centenary	16	1-2	0-0	1-3	5	1-0	1	1	0	0	3
at South Alabama	12	0-0	0-0	1-4	2	2-0	0	0	0	0	1
Houston	20	1-1	0-0	0-0	1	1-0	4	1	0	0	2
Central Michigan	17	2-5	0-0	2-2	4	0-0	4	3	0	1	6
Coastal Carolina	14	2-2	0-0	0-0	0	2-0	1	1	0	0	4
McNeese State	11	0-1	0-0	0-0	3	0-0	2	1	0	0	0
Wichita St. (Sport)											
North Texas											
Southern											
at Rice											
at Virginia											
at Auburn											
Arkansas											
at Kentucky											
Ole Miss											
at Tennessee											
at Alabama											
South Carolina											
Mississippi State											
at Ole Miss											
at Arkansas											
Alabama											
Florida											
at Miss. State											
Vanderbilt											
at Georgia											
Auburn											
SEC Tournament											

Chris Bass' Career Stats

YEAR	GP-GS	MIN/AVG	FG-FGA	PCT.	3FG-FGA	PCT.	FT-FTA	PCT.	REB.-AVG	PF-FO	AST	TO	BLK	STL	PTS-AVG.
08-09	28-0	276/9.9	7-26	.269	4-14	.286	5-14	.357	31-1.1	21-0	43	14	1	5	23-0.8
09-10	31-19	744/24.0	28-84	.333	6-33	.182	8-19	.421	73-2.4	51-3	97	38	5	24	70-2.3
10-11	10-2	151-15.1	9-16	.563	0-0	.000	6-15	.400	24-2.4	11-0	23	14	1	6	24-2.4
Totals	69-21	1171-17.0	44-126	.349	10-47	.213	19-48	.396	128-1.9	83-3	163	66	7	35	117-1.7



Malcolm White

Forward * 6-9 * 225 * Junior * Redshirt Transfer * Baton Rouge, La. * Ole Miss

5

Top LSU Performances

Points	
Season:	14, vs. Centenary, 11/24/10
Career:	14, vs. Centenary, 11/24/10

Rebounds	
Season:	15, vs. UT-Martin, 11/18/10
Career:	15, vs. UT-Martin, 11/18/10

Field Goals Made	
Season:	6, vs. Centenary, 11/24/10
Career:	6, vs. Centenary, 11/24/10

3 PT FG Made	
Season:	
Career:	

Free Throws Made	
Season:	6, vs. NW St., 11/12/10
Career:	6, vs. NW St., 11/12/10

Assists	
Season:	2, vs. UT-Martin, 11/18/10
Career:	2, vs. UT-Martin, 11/18/10

Blocks	
Season:	3, three times
Career:	3, three times

Steals	
Season:	2, vs. C. Michigan, 12/11/10
Career:	2, vs. C. Michigan, 12/11/10

Minutes Played	
Season:	40, vs. McNeese, 12/16/10
Career:	40, vs. McNeese, 12/16/10

Top LSU Career Scoring Games

1. 14 vs. Centenary, 11/24/10
2. 13 vs. McNeese, 12/16/10
3. 12 vs. C. Michigan, 12/11/10
3. 12 vs. UT-Martin, 11/18/10
3. 12 vs. NW State, 11/12/10
6. 9 vs. Houston, 11/30/10
7. 5 vs. Coastal Carolina, 12/13/10
7. 5 vs. Memphis, 11/21/10
9. 4 at South Alabama, 11/28/10
10. 2 vs. Nicholls, 11/16/10

Junior Season (2010-11)

In first game in over a year, scored 12 points in 34 minutes with three blocks against NW St. (11/12/10) ... Had his first college double-double against UTM (11/18) with 12 points, 15 rebounds (9 offensive) ... Made first six shots and had season best 14 against Centenary (11/24) ... Had his fourth double figure game against C. Michigan (12/11) with 12 ... Just missed a double double with 13 points, nine rebounds in the McNeese win (12/16)

White's Game-by-Game Statistics

2009-10	MIN	FG	3FG	FT	REB	PF/D	A	TO	BLK	STL	PTS
OPPONENT											
Northwestern State	34	3-8	0-0	6-11	4	4-0	0	4	3	0	12
Nicholls	10	1-1	0-0	0-0	2	3-0	0	3	1	0	2
Tennessee-Martin	31	5-13	0-0	2-4	15	2-0	2	3	3	0	12
Memphis (Tupelo)	17	1-4	0-0	3-4	4	5-1	0	1	1	0	5
Centenary	21	6-7	0-0	2-2	7	1-0	0	0	0	0	14
at South Alabama	28	2-4	0-0	0-0	4	2-0	0	0	1	0	4
Houston	23	4-7	0-0	1-2	2	4-0	0	0	0	1	9
Central Michigan	30	5-11	0-0	2-4	4	2-0	0	0	2	2	12
Coastal Carolina	19	2-3	0-0	1-4	3	4-0	0	1	0	0	5
McNeese State	40	4-5	0-0	5-10	9	3-0	0	2	3	1	13
Wichita St. (Sport)											
North Texas											
Southern											
at Rice											
at Virginia											
at Auburn											
Arkansas											
at Kentucky											
Ole Miss											
at Tennessee											
at Alabama											
South Carolina											
Mississippi State											
at Ole Miss											
at Arkansas											
Alabama											
Florida											
at Miss. State											
Vanderbilt											
at Georgia											
Auburn											
SEC Tournament											

Malcolm White's Career Stats

YEAR	GP-GS	MIN/AVG	FG-FGA	PCT.	3FG-FGA	PCT.	FT-FTA	PCT.	REB.-AVG	PF-FO	AST	TO	BLK	STL	PTS-AVG.
10-11	10-10	253-25.3	33-63	.524	0-0	.000	22-41	.537	54-5.4	30-1	2	14	14	4	88-8.8
Totals	10-10	253-25.3	33-63	.524	0-0	.000	22-41	.537	54-5.4	30-1	2	14	14	4	88-8.8



Andre Stringer

Guard * 5-9 * 170 * Freshman * HS * Jackson, Miss. (Forest Park HS)

10

Top Performances

Points	
Season:	21, twice
Career:	21, twice

Rebounds	
Season:	6, vs. McNeese, 12/16/10
Career:	6, vs. McNeese, 12/16/10

Field Goals Made	
Season:	7, at S. Alabama, 11/28/10
Career:	7, at S. Alabama, 11/28/10

3 PT FG Made	
Season:	4, four times
Career:	4, four times

Free Throws Made	
Season:	11, vs. Houston, 11/30/10
Career:	11, vs. Houston, 11/30/10

Assists	
Season:	5, three times
Career:	5, three times

Blocks	
Season:	2, vs. McNeese, 12/16/10
Career:	2, vs. McNeese, 12/16/10

Steals	
Season:	3, twice
Career:	3, twice

Minutes Played	
Season:	38, vs. McNeese, 12/16/10
Career:	38, vs. McNeese, 12/16/10

Top Career Scoring Games

1.	21	at S. Alabama, 11/28/10
1.	21	vs. NW State, 11/12/10
3.	16	vs. Coastal Carolina, 12/13/10
3.	16	vs. Centenary, 11/24/10
5.	15	vs. McNeese, 12/16/10
5.	15	vs. UT-Martin, 11/18/10
7.	14	vs. Nicholls, 11/16/10
8.	13	vs. Houston, 11/30/10
8.	13	vs. Memphis, 11/21/10
10.	1	vs. C. Michigan, 12/11/10

Freshman Season (2010-11)

Hit four treys in the season opener against NW State (11/12), with five assists in scoring 21 points ... Third straight double figure scoring game against UTM (11/18) with 15 points in his first career start ... Led team for fourth straight game in scoring with big second half against Memphis (11/21) ... 26 free throws made in first four games ... Team lead in scoring streak reaches five vs. Centenary (11/24) ... Streak reached six and he was MVP of Coors Classic in Mobile with another 21 point game that included four treys vs. South Alabama (11/28) ... Didn't lead team in scoring for first time this season vs. Houston (11/30), but did have his seventh straight double figure scoring game ... First game not in double figures against C. Michigan (12/11) ... Stringer had four treys for the fourth time against Coast Carolina (12/13)

Stringer's Game-by-Game Statistics

2009-10	MIN	FG	3FG	FT	REB	PF/D	A	TO	BLK	STL	PTS
Northwestern State	25	5-10	4-9	7-10	3	4-0	5	6	0	0	21
Nicholls	31	4-13	3-8	3-3	2	0-0	3	0	0	0	14
Tennessee-Martin	32	3-12	1-7	8-9	2	2-0	1	2	0	3	15
Memphis (Tupelo)	31	2-6	1-3	8-11	2	3-0	2	3	0	1	13
Centenary	19	5-7	4-6	2-3	0	1-0	4	1	0	1	16
at South Alabama	30	7-13	4-6	3-4	4	1-0	3	2	1	2	21
Houston	24	1-6	0-4	11-12	3	3-0	3	4	0	3	13
Central Michigan	21	1-6	0-2	6-6	1	3-0	0	6	0	1	8
Coastal Carolina	33	6-15	4-8	0-0	2	3-0	5	2	0	2	16
McNeese State	38	5-12	2-5	3-4	6	3-0	5	4	2	0	15
Wichita St. (Sport)											
North Texas											
Southern											
at Rice											
at Virginia											
at Auburn											
Arkansas											
at Kentucky											
Ole Miss											
at Tennessee											
at Alabama											
South Carolina											
Mississippi State											
at Ole Miss											
at Arkansas											
Alabama											
Florida											
at Miss. State											
Vanderbilt											
at Georgia											
Auburn											
SEC Tournament											

Andre Stringer's Career Stats

YEAR	GP-GS	MIN/AVG	FG-FGA	PCT.	3FG-FGA	PCT.	FT-FTA	PCT.	REB.-AVG	PF-FO	AST	TO	BLK	STL	PTS-AVG.
10-11	10-8	28.4-28.4	39-100	.390	28-58	.397	51-62	.823	25-2.5	23-0	31	30	3	13	152-15.2
Totals	10-8	28.4-28.4	39-100	.390	28-58	.397	51-62	.823	25-2.5	23-0	31	30	3	13	152-15.2



Eddie Ludwig

Forward * 6-9 * 215 * Sophomore * 1L * Metairie, La. (Metairie Park Country Day)

13

Top Performances

Points

Season:	8, vs. Memphis, 11/21/10
Career:	9, twice

Rebounds

Season:	8, vs. Memphis, 11/21/10
Career:	8, vs. Memphis, 11/21/10

Field Goals Made

Season:	3, vs. Memphis, 11/21/10
Career:	3, three times

3 PT FG Made

Season:	
Career:	

Free Throws Made

Season:	5, vs. UT-Martin, 11/18/10
Career:	5, twice

Assists

Season:	4, twice
Career:	5, at Arkansas, 2/10/10

Blocks

Season:	
Career:	1, three times

Steals

Season:	3, vs. NW St., 11/12/10
Career:	4, vs. Georgia, 3/6/10

Minutes Played

Season:	32, vs. Memphis, 11/21/10
Career:	32, vs. Memphis, 11/21/10

Top Career Scoring Games

- 9 at Ole Miss, 3/4/10
- 9 vs. Rice, 12/19/08
- 8 vs. Memphis, 11/21/10
- 8 vs. Tennessee (SECT), 3/11/10
- 6 vs. Centenary, 11/24/10
- 6 vs. Connecticut, 11/25/09
- 5 vs. Houston, 11/30/10
- 5 vs. UT-Martin, 11/18/10
- 5 vs. Northwestern State, 12/12/09
- 4 five times

Sophomore Season (2010-11)

His best game of the year, one point off his career high with 32 minutes with eight points against Memphis (11/21) ... Also had career high eight rebounds and career minutes played (32) ... Limited playing time of late recovering from a concussion.

Ludwig's Game-by-Game Statistics

2010-11	OPONENT	MIN	FG	3FG	FT	REB	PF/D	A	TO	BLK	STL	PTS
	Northwestern State	18	0-0	0-0	4-4	3	5-1	0	2	0	3	4
	Nicholls	22	1-2	0-0	2-2	2	3-0	0	2	0	0	4
	Tennessee-Martin	12	0-0	0-0	5-6	1	2-0	0	0	0	0	5
	Memphis (Tupelo)	32	3-7	0-2	2-2	8	3-0	1	2	0	1	8
	Centenary	24	2-5	0-0	2-3	5	2-0	4	1	0	1	6
	at South Alabama	21	0-0	0-0	4-4	4	1-0	4	4	0	0	4
	Houston	10	2-2	0-0	1-1	3	0-0	0	0	0	2	5
	Central Michigan	8	1-3	0-0	1-2	2	2-0	0	1	0	0	3
	Coastal Carolina	11	0-0	0-0	0-0	1	0-0	0	0	0	1	0
	McNeese State	2	0-0	0-0	0-0	0	0	0	0	0	0	0
	Wichita St. (Sport)											
	North Texas											
	Southern											
	at Rice											
	at Virginia											
	at Auburn											
	Arkansas											
	at Kentucky											
	Ole Miss											
	at Tennessee											
	at Alabama											
	South Carolina											
	Mississippi State											
	at Ole Miss											
	at Arkansas											
	Alabama											
	Florida											
	at Miss. State											
	Vanderbilt											
	at Georgia											
	Auburn											
	SEC Tournament											

Eddie Ludwig's Career Stats

YEAR	GP-GS	MIN/AVG	FG-FGA	PCT.	3FG-FGA	PCT.	FT-FTA	PCT.	REB.-AVG	PF-FD	AST	TO	BLK	STL	PTS-AVG.
09-10	30-1	383/12.8	22-64	.344	0-8	.000	26-30	.867	74-2.5	47-0	19	19	3	14	70-2.3
10-11	10-0	160-16.0	9-19	.474	0-2	.000	21-24	.875	29-2.9	18-1	9	12	0	8	39-3.9
Totals	40-1	543-13.6	31-83	.373	0-10	.000	47-54	.870	103-2.6	65-1	28	31	3	22	109-2.7



Jalen Courtney

Forward * 6-8 * 210 * Freshman * HS * Jackson, Miss. (Provine HS)

14

Top Performances

Points
 Season: 2, three times
 Career: 2, three times

Rebounds
 Season: 3, vs. Centenary, 11/24/10
 Career: 3, vs. Centenary, 11/24/10

Field Goals Made
 Season: 1, twice
 Career: 1, twice

3 PT FG Made
 Season:
 Career:

Free Throws Made
 Season: 2, vs. Centenary, 11/24/10
 Career: 2, vs. Centenary, 11/24/10

Assists
 Season:
 Career:

Blocks
 Season:
 Career:

Steals
 Season:
 Career:

Minutes Played
 Season: 12, vs. Centenary, 11/24/10
 Career: 12, vs. Centenary, 11/24/10

Top Career Scoring Games
 1. 2 vs. NW State, 11/12/10
 1. 2 vs. Centenary, 11/24/10
 1. 2 vs. Memphis, 11/21/10
 4. 1 vs. UT-Martin, 11/18/10

Freshman Season (2010-11)

Courtney's Game-by-Game Statistics

2010-11	OPONENT	MIN	FG	3FG	FT	REB	PF/D	A	TO	BLK	STL	PTS
Northwestern State	3	1-1	0-0	0-0	0	0-0	0	0	0	0	0	2
Nicholls	DNP											
Tennessee-Martin	4	0-1	0-0	1-2	1	1-0	0	0	0	0	0	1
Memphis (Tupelo)	5	1-1	0-0	0-0	0	1-0	0	0	0	0	0	2
Centenary	12	0-1	0-1	2-2	3	1-0	0	0	0	0	0	2
at South Alabama	1	0-0	0-0	0-0	0	0-0	0	0	0	0	0	0
Houston	DNP											
Central Michigan	DNP											
Coastal Carolina	1	0-0	0-0	0-0	0	0-0	0	0	0	0	0	0
McNeese State	DNP											
Wichita St. (Sport)												
North Texas												
Southern												
at Rice												
at Virginia												
at Auburn												
Arkansas												
at Kentucky												
Ole Miss												
at Tennessee												
at Alabama												
South Carolina												
Mississippi State												
at Ole Miss												
at Arkansas												
Alabama												
Florida												
at Miss. State												
Vanderbilt												
at Georgia												
Auburn												
SEC Tournament												

Jalen Courtney's Career Stats

YEAR	GP-GS	MIN/AVG	FG-FGA	PCT.	3FG-FGA	PCT.	FT-FTA	PCT.	REB.-AVG	PF-FD	AST	TO	BLK	STL	PTS-AVG.
10-11	6-0	26-4.3	2-4	.500	0-1	.000	3-4	.750	4-0.7	3-0	0	0	0	0	7-1.2
Totals	6-0	26-4.3	2-4	.500	0-1	.000	3-4	.750	4-0.7	3-0	0	0	0	0	7-1.2



Dennis Harris

Forward • 6-11 * 190 * Sophomore * 1L * Jonesboro, Ga. (Mundy's Mills HS)

15

Top Performances

Points

Season:	2, vs. C. Michigan, 12/11/10
Career:	12, vs. Alabama, 1/19/10

Rebounds

Season:	3, vs. C. Carolina, 12/13/10
Career:	8, twice

Field Goals Made

Season:	1, vs. C. Michigan, 12/11/10
Career:	5, three times

3 PT FG Made

Season:	
Career:	2, vs. Miss. State, 2/20/10

Free Throws Made

Season:	
Career:	3, vs. ULM, 11/13/09

Assists

Season:	
Career:	4, vs. Western Ky, 11/17/09

Blocks

Season:	1, twice
Career:	2, twice

Steals

Season:	2, vs. C. Michigan, 12/11/10
Career:	2, twice

Minutes Played

Season:	15, vs. C. Carolina, 12/13/10
Career:	29, vs. Western Ky., 11/17/09

Top Career Scoring Games

1.	12	vs. Alabama, 1/9/10
2.	10	at Auburn, 2/27/10
2.	10	vs. Mississippi State, 2/20/10
2.	10	at Vanderbilt, 2/13/10
2.	10	vs. Indiana State, 11/16/09
6.	9	vs. Western Kentucky, 11/17/09
6.	9	vs. ULM, 11/13/09
8.	8	at Alabama, 1/27/10
9.	7	vs. McNeese, 1/4/10
10.	6	three times

Sophomore Season (2010-11)

Missed start of season with left ankle sprain (NW St., 11/12) ... Finally made his 2010-11 season debut against Central Michigan (12/11)

Harris' Game-by-Game Statistics

2010-11

OPPONENT	MIN	FG	3FG	FT	REB	PF/D	A	TO	BLK	STL	PTS
Northwestern State	DNP --	injury									
Nicholls	DNP --	injury									
Tennessee-Martin	DNP --	injury									
Memphis (Tupelo)	DNP --	injury									
Centenary	DNP --	injury									
at South Alabama	DNP --	injury									
Houston	DNP --	injury									
Central Michigan	6	1-1	0-0	0-0	0	0-0	0	1	1	2	2
Coastal Carolina	15	0-2	0-0	0-0	3	2-0	0	1	1	0	0
McNeese State	DNP										
Wichita St. (S'port)											
North Texas											
Southern											
at Rice											
at Virginia											
at Auburn											
Arkansas											
at Kentucky											
Ole Miss											
at Tennessee											
at Alabama											
South Carolina											
Mississippi State											
at Ole Miss											
at Arkansas											
Alabama											
Florida											
at Miss. State											
Vanderbilt											
at Georgia											
Auburn											
SEC Tournament											

Dennis Harris' Career Stats

YEAR	GP-GS	MIN/AVG	FG-FGA	PCT.	3FG-FGA	PCT.	FT-FTA	PCT.	REB.-AVG	PF-FD	AST	TO	BLK	STL	PTS-AVG.
09-10	29-9	415/14.3	56-111	.505	5-16	.313	17-32	.531	91-3.1	64-1	14	19	14	8	134-4.6
10-11	2-0	21-10.5	1-3	.333	0-0	.000	0-0	.000	3-1.5	2-0	0	2	2	2	2-1.0
Totals	31-9	436-14.1	57-114	.500	5-16	.313	17-32	.531	94-3.0	66-1	14	21	16	10	136-4.4



Matt Derenbecker

Forward * 6-7 * 185 * Freshman * HS * Metairie, La. (Metairie Park Country Day)

21

Top Performances

Points

Season:	14, vs. Nicholls, 11/16/10
Career:	14, vs. Nicholls, 11/16/10

Rebounds

Season:	6, vs. Nicholls, 11/16/10
Career:	6, vs. Nicholls, 11/16/10

Field Goals Made

Season:	5, vs. Nicholls, 11/16/10
Career:	5, vs. Nicholls, 11/16/10

3 PT FG Made

Season:	3, vs. Nicholls, 11/16/10
Career:	3, vs. Nicholls, 11/16/10

Free Throws Made

Season:	1, twice
Career:	1, twice

Assists

Season:	3, at C. Carolina, 12/13/10
Career:	3, at C. Carolina, 12/13/10

Blocks

Season:	1, vs. Centenary, 11/24/10
Career:	1, vs. Centenary, 11/24/10

Steals

Season:	1, at S. Alabama, 11/28/10
Career:	1, at S. Alabama, 11/28/10

Minutes Played

Season:	25, vs. Nicholls, 11/16/10
Career:	25, vs. Nicholls, 11/16/10

Top Career Scoring Games

- 14 vs. Nicholls, 11/16/10
- 9 at S. Alabama, 11/28/10
- 6 vs. Centenary, 11/24/10
- 5 vs. Houston, 11/30/10
- 3 vs. Coastal Carolina, 12/13/10
- 2 vs. UT-Martin, 11/18/10

Freshman Season (2010-11)


Posted his first LSU points in Nicholls game (11/16) ... Hit all three field goal attempts, including two treys in nine-point effort at South Alabama (11/28).

Derenbecker's Game-by-Game Statistics

2009-10	OPPONENT	MIN	FG	3FG	FT	REB	PF/D	A	TO	BLK	STL	PTS
	Northwestern State	6	0-0	0-0	0-0	0	2-0	0	2	0	0	0
	Nicholls	28	5-10	3-7	1-1	6	3-0	0	2	0	0	14
	Tennessee-Martin	19	1-3	0-2	0-0	2	1-0	0	1	0	0	2
	Memphis (Tupelo)	8	0-3	0-3	0-0	1	1-0	1	0	0	0	0
	Centenary	22	3-8	0-4	0-0	0	1-0	1	1	1	0	6
	at South Alabama	15	3-3	2-2	1-2	4	2-0	2	0	0	1	9
	Houston	11	2-4	1-2	0-0	0	0-0	0	1	0	0	5
	Central Michigan	7	0-0	0-0	0-0	0	2-0	1	1	0	0	0
	Coastal Carolina	18	1-6	1-2	0-0	1	2-0	3	0	0	0	3
	McNeese State	13	0-1	0-1	0-0	1	1-0	1	0	0	0	0
	Wichita St. (S'port)											
	North Texas											
	Southern											
	at Rice											
	at Virginia											
	at Auburn											
	Arkansas											
	at Kentucky											
	Ole Miss											
	at Tennessee											
	at Alabama											
	South Carolina											
	Mississippi State											
	at Ole Miss											
	at Arkansas											
	Alabama											
	Florida											
	at Miss. State											
	Vanderbilt											
	at Georgia											
	Auburn											
	SEC Tournament											

Matt Derenbecker's Career Stats

YEAR	GP-GS	MIN/AVG	FG-FGA	PCT.	3FG-FGA	PCT.	FT-FTA	PCT.	REB.-AVG	PF-FO	AST	TO	BLK	STL	PTS-AVG.
10-11	10-0	147-14.7	15-38	.395	7-23	.304	2-3	.667	15-1.5	15-0	9	8	1	1	39-3.9
Totals	10-0	147-14.7	15-38	.395	7-23	.304	2-3	.667	15-1.5	15-0	9	8	1	1	39-3.9



Ralston Turner

Guard * 6-6 * 193 * Freshman * HS * Muscle Shoals, Ala. (Muscle Shoals HS)

22

Top Performances

Points
 Season: 23, vs. McNeese, 12/16/10
 Career: 23, vs. McNeese, 12/16/10

Rebounds
 Season: 7, vs. C. Michigan, 12/11/10
 Career: 7, vs. C. Michigan, 12/11/10

Field Goals Made
 Season: 6, three times
 Career: 6, three times

3 PT FG Made
 Season: 3, four times
 Career: 3, four times

Free Throws Made
 Season: 8, vs. McNeese, 12/16/10
 Career: 6, vs. McNeese, 12/16/10

Assists
 Season: 5, vs. Houston, 11/30/10
 Career: 5, vs. Houston, 11/30/10

Blocks
 Season: 1, vs. Memphis, 11/21/10
 Career: 1, vs. Memphis, 11/21/10

Steals
 Season: 2, vs. NW St., 11/12/10
 Career: 2, vs. NW St., 11/12/10

Minutes Played
 Season: 41, vs. McNeese, 12/16/10
 Career: 41, vs. McNeese, 12/16/10

Top Career Scoring Games

1. 23 vs. McNeese, 12/16/10
2. 21 vs. Northwestern State., 11/12/10
3. 17 at S. Alabama, 11/28/10
4. 15 vs. Coastal Carolina, 12/13/10
4. 15 vs. Houston, 11/30/10
6. 11 vs. Memphis, 11/21/10
7. 10 vs. UT-Martin, 11/18/10
8. 9 vs. C. Michigan, 12/11/10
9. 8 vs. Centenary, 11/24/10
10. 6 vs. Nicholls, 11/16/10

Freshman Season (2010-11)

Started the opening college game of his career and in 38 minutes scored 21 points, hitting 6-of-12 field goals with three treys against NW State (11/12) ... Third double figure game against Memphis (11/21) ... Season high game for Turner and for the LSU team with 23 in the overtime win vs. McNeese (12/16)

Turner's Game-by-Game Statistics

2010-11	OPPONENT	MIN	FG	3FG	FT	REB	PF/D	A	TO	BLK	STL	PTS
	Northwestern State	38	6-12	3-6	6-9	5	2-0	2	2	0	2	21
	Nicholls	30	1-6	0-2	4-4	2	2-0	2	1	0	0	6
	Tennessee-Martin	27	4-10	2-5	0-0	1	0-0	0	3	0	1	10
	Memphis (Tupelo)	26	3-10	2-5	3-4	2	2-0	1	2	1	0	11
	Centenary	21	3-6	2-5	0-0	3	1-0	1	2	0	0	8
	at South Alabama	22	5-7	2-4	5-8	1	5-1	0	1	0	1	17
	Houston	34	6-10	2-5	1-2	3	0-0	5	6	0	0	15
	Central Michigan	38	3-4	3-4	0-2	7	3-0	4	1	0	1	9
	Coastal Carolina	35	5-16	1-9	4-4	6	4-0	1	3	0	1	15
	McNeese State	41	6-15	3-10	8-10	2	3-0	3	3	0	1	23
	Wichita St. (Sport)											
	North Texas											
	Southern											
	at Rice											
	at Virginia											
	at Auburn											
	Arkansas											
	at Kentucky											
	Ole Miss											
	at Tennessee											
	at Alabama											
	South Carolina											
	Mississippi State											
	at Ole Miss											
	at Arkansas											
	Alabama											
	Florida											
	at Miss. State											
	Vanderbilt											
	at Georgia											
	Auburn											
	SEC Tournament											

Ralston Turner's Career Stats

YEAR	GP-GS	MIN/AVG	FG-FGA	PCT.	3FG-FGA	PCT.	FT-FTA	PCT.	REB.-AVG	PF-FD	AST	TO	BLK	STL	PTS-AVG.
10-11	10-10	312/31.2	42-96	.438	20-55	.364	31-43	.721	32-3.2	22-1	19	24	1	7	135-13.5
Totals	10-10	312/31.2	42-96	.438	20-55	.364	31-43	.721	32-3.2	22-1	19	24	1	7	135-13.5



Storm Warren

Forward * 6-7 * 230 * Junior * 2L * Monroe, La. (Richwood HS)

24

Top Performances

Points

Season: 17, vs. McNeese, 12/16/10
 Career: 21, twice

Rebounds

Season: 14, vs. Nicholls, 11/16/10
 Career: 16, twice

Field Goals Made

Season: 8, vs. McNeese, 12/16/10
 Career: 9, twice

3 PT FG Made

Season:
 Career:

Free Throws Made

Season: 2, vs. Nicholls, 11/16/10
 Career: 9, twice

Assists

Season: 2, vs. NW St., 11/12/10
 Career: 4, vs. ULM, 11/13/09

Blocks

Season: 4, vs. Houston, 11/30/10
 Career: 4, three times

Steals

Season: 3, twice
 Career: 3, four times

Minutes Played

Season: 36, vs. Nicholls, 11/16/10
 Career: 39, vs. UL-Lafayette, 12/1/09

Top Career Scoring Games

1. 21 at Utah, 1/2/10
1. 21 vs. Northwestern State, 12/12/09
3. 20 vs. Western Kentucky, 11/17/09
4. 19 at South Carolina, 1/13/10
5. 18 vs. Tennessee (SECT), 3/11/10
5. 18 vs. UL-Lafayette, 12/1/09
7. 17 vs. McNeese, 12/16/10
7. 17 vs. Auburn, 1/20/10
9. 15 vs. UConn, 11/25/09
9. 15 vs. ULM, 11/13/09

Junior Season (2010-11)

Started his 32nd consecutive game in the season opener against NW St. (11/12) 10th career double double against UT-Martin (11/18) and second consecutive game in double figure rebounds ... Had the bucket that forced overtime against McNeese State (12/16)


Warren's Game-by-Game Statistics

2010-11

OPPONENT	MIN	FG	3FG	FT	REB	PF/D	A	TO	BLK	STL	PTS
Northwestern State	17	2-2	0-0	0-0	4	4-0	2	2	0	1	4
Nicholls	36	3-7	0-0	2-3	14	2-0	1	2	1	3	8
Tennessee-Martin	27	6-9	0-0	0-0	11	3-0	0	2	2	2	12
Memphis (Tupelo)	14	1-6	0-0	0-0	3	5-1	0	0	0	2	2
Centenary	16	0-6	0-0	1-2	6	1-0	1	1	3	2	1
at South Alabama	17	3-7	0-0	3-4	3	3-0	0	0	1	0	9
Houston	33	6-10	0-0	0-0	11	3-0	0	2	4	3	12
Central Michigan	29	4-7	0-0	0-0	4	2-0	0	1	1	0	8
Coastal Carolina	22	4-6	0-0	0-0	5	3-0	0	3	0	1	8
McNeese State	35	8-12	0-0	1-2	6	2-0	1	2	1	1	17
Wichita St. (Sport)											
North Texas											
Southern											
at Rice											
at Virginia											
at Auburn											
Arkansas											
at Kentucky											
Ole Miss											
at Tennessee											
at Alabama											
South Carolina											
Mississippi State											
at Ole Miss											
at Arkansas											
Alabama											
Florida											
at Miss. State											
Vanderbilt											
at Georgia											
Auburn											
SEC Tournament											

Storm Warren's Career Stats

YEAR	GP-GS	MIN/AVG	FG-FGA	PCT.	3FG-FGA	PCT.	FT-FTA	PCT.	REB.-AVG	PF-FD	AST	TO	BLK	STL	PTS-AVG.
08-09	30-0	224-7.5	21-49	.429	0-0	.000	19-39	.487	53-1.8	32-1	6	9	15	12	61-2.0
09-10	31-31	827-26.7	141-263	.536	0-0	.000	84-123	.683	223-7.2	104-5	13	46	44	33	366-11.8
10-11	10-10	246-24.6	37-72	.514	0-0	.000	7-11	.636	67-6.7	28-1	5	15	13	15	81-8.1
Totals	71-41	1297-18.3	199-384	.518	0-0	.000	110-173	.636	343-4.8	164-7	24	70	72	60	508-7.2



Daron Populist

Guard * 5-10 * 170 * Sophomore * 1L * Slidell, La. (Salmen HS)

25

Top Performances

Points

Season: 6, vs. Centenary, 11/24/10
 Career: 8, vs. Arkansas, 2/24/10

Rebounds

Season: 2, twice
 Career: 2, four times

Field Goals Made

Season: 2, vs. Centenary, 11/24/10
 Career: 2, twice

3 PT FG Made

Season: 2, vs. Centenary, 11/24/10
 Career: 2, twice

Free Throws Made

Season:
 Career: 2, vs. Arkansas, 2/24/10

Assists

Season: 2, vs. NW St., 11/12/10
 Career: 2, three times

Blocks

Season:
 Career:

Steals

Season:
 Career: 1, vs. Georgia, 3/6/10

Minutes Played

Season: 13, vs. Centenary, 11/24/10
 Career: 23, twice

Top Career Scoring Games

1. 8 vs. Arkansas, 2/24/10
2. 6 vs. Centenary, 11/24/10
3. 4 at Mississippi State, 1/30/10
4. 3 vs. Georgia, 3/6/10
4. 3 vs. Tennessee, 2/4/10
6. 2 vs. UT-Martin, 11/18/10
6. 2 at Arkansas, 2/10/10

Sophomore Season (2010-11)

Played 13 minutes versus Centenary (11/24), scoring six points, hitting two treys

Populist's Game-by-Game Statistics

2009-10

OPPONENT	MIN	FG	3FG	FT	REB	PF/D	A	TO	BLK	STL	PTS
Northwestern State	3	0-0	0-0	0-0	0	1-0	2	0	0	0	0
Nicholls	7	0-1	0-0	0-0	0	4-0	0	3	0	0	0
Tennessee-Martin	8	1-1	0-0	0-0	2	2-0	1	0	0	0	2
Memphis (Tupelo)	DNP										
Centenary	13	2-5	2-4	0-0	2	1-0	1	0	0	0	6
at South Alabama	4	0-1	0-0	0-0	1	0-0	1	0	0	0	0
Houston	DNP										
Central Michigan	4	0-0	0-0	0-0	0	0-0	1	0	0	0	0
Coastal Carolina	DNP										
McNeese State	DNP										
Wichita St. (S'port)											
North Texas											
Southern											
at Rice											
at Virginia											
at Auburn											
Arkansas											
at Kentucky											
Ole Miss											
at Tennessee											
at Alabama											
South Carolina											
Mississippi State											
at Ole Miss											
at Arkansas											
Alabama											
Florida											
at Miss. State											
Vanderbilt											
at Georgia											
Auburn											
SEC Tournament											

Daron Populist's Career Stats

YEAR	GP-GS	MIN/AVG	FG-FGA	PCT.	3FG-FGA	PCT.	FT-FTA	PCT.	REB.-AVG	PF-FO	AST	TO	BLK	STL	PTS-AVG.
09-10	16-0	156-9.8	6-21	.286	5-16	.313	3-4	.750	8-0.5	7-0	9	9	0	1	20-1.3
10-11	6-0	39-6.5	3-8	.375	2-4	.500	0-0	.000	5-0.8	8-0	6	3	0	0	8-1.3
Totals	22-0	195-8.9	9-29	.310	7-20	.350	3-4	.750	13-0.6	15-0	15	12	0	1	28-1.3



Aaron Dotson

Guard * 6-4 * 205 * Sophomore * 1 L * Seattle, Wash. (Rainier Beach HS)

45

Top Performances

Points

Season: 17, vs. NW St., 11/12/10
 Career: 17, vs. NW St., 11/12/10

Rebounds

Season: 6, vs. UT-Martin, 11/21/10
 Career: 6, vs. UT-Martin, 11/21/10

Field Goals Made

Season: 5, twice
 Career: 5, twice

3 PT FG Made

Season: 4, at S. Alabama, 11/28/10
 Career: 4, at S. Alabama, 11/28/10

Free Throws Made

Season: 7, vs. NW St., 11/12/10
 Career: 7, vs. NW St., 11/12/10

Assists

Season: 4, three times
 Career: 5, vs. McNeese, 1/4/10

Blocks

Season: 2, vs. Nicholls, 11/16/10
 Career: 2, tjree to,es

Steals

Season: 2, vs. Memphis, 11/21/10
 Career: 2, vs. Memphis, 11/21/10

Minutes Played

Season: 39, at S. Alabama, 11/28/10
 Career: 39, at S. Alabama, 11/28/10

Top Career Scoring Games

1. 17 vs. Northwestern State, 11/12/10
2. 15 at S. Alabama, 11/28/10
3. 13 vs. UT-Martin, 11/18/10
4. 12 vs. Memphis, 11/21/10
5. 11 vs. Washington State, 12/22/09
6. 10 vs. McNeese, 1/4/10
6. 10 vs. Rice, 12/19/09
8. 9 vs. Coastal Carolina, 12/13/10
8. 9 vs. C. Michigan, 12/11/10
9. 8 twice

Sophomore Season (2010-11)

Had a career high of 17 points in the season opener against NW St. (11/12) .. Hit two treys for second straight game against Centenary (11/24), 4-of-last-5 from arc ... In six games has made more threes (8) than last year (7) ... Made four at South Alabama (11/28)

Dotson's Game-by-Game Statistics

2010-11

OPPONENT	MIN	FG	3FG	FT	REB	PF/D	A	TO	BLK	STL	PTS
Northwestern State	27	5-5	0-0	7-8	3	4-0	0	1	1	2	17
Nicholls	21	1-2	0-0	2-2	2	3-0	0	2	0	0	5
Tennessee-Martin	19	4-8	0-1	5-6	6	3-0	2	3	0	0	13
Memphis (Tupelo)	37	3-7	2-2	4-7	4	2-0	4	4	0	2	12
Centenary	20	3-5	2-3	0-0	1	1-0	4	1	0	0	8
at South Alabama	39	5-9	4-5	1-2	3	5-1	4	1	0	0	15
Houston	31	3-6	2-2	0-0	3	3-0	2	0	1	0	8
Central Michigan	34	2-4	0-1	5-6	0	3-0	2	2	0	1	9
Coastal Carolina	37	2-8	1-3	4-6	5	2-0	3	5	1	0	9
McNeese State	31	1-7	0-3	5-5	3	2-0	3	1	1	0	7
Wichita St. (S'port)											
North Texas											
Southern											
at Rice											
at Virginia											
at Auburn											
Arkansas											
at Kentucky											
Ole Miss											
at Tennessee											
at Alabama											
South Carolina											
Mississippi State											
at Ole Miss											
at Arkansas											
Alabama											
Florida											
at Miss. State											
Vanderbilt											
at Georgia											
Auburn											
SEC Tournament											

Aaron Dotson's Career Stats

YEAR	GP-GS	MIN/AVG	FG-FGA	PCT.	3FG-FGA	PCT.	FT-FTA	PCT.	REB.-AVG	PF-FO	AST	TO	BLK	STL	PTS-AVG.
09-10	29-17	539-18.6	32-109	.294	7-46	.152	23-43	.535	48-1.7	61-3	29	33	12	12	93-3.2
10-11	10-10	296-29.6	29-61	.475	11-21	.524	34-44	.773	30-3.0	29-1	25	22	6	5	103-10.3
Totals	39-27	835-21.4	61-170	.359	18-67	.269	57-87	.655	78-2.0	90-4	54	55	18	17	197-5.1

The Last Time LSU ...

ALL GAMES

Scoring

Less Than 50 points	49 -- vs. Tenn. (SECT) (49-59), 3/11/10
50 or more points	78 -- vs. McNeese (78-66, ot), 12/16/10
60 or more points	78 -- vs. McNeese (78-66, ot), 12/16/10
70 or more points	78 -- vs. McNeese (78-66, ot), 12/16/10
80 or more points	80 -- at S. Alabama (80-65), 11/28/10
90 or more points	97 -- at Miss. State (97-94), 2/11/09
100 or more points	104 -- vs. Nicholls State (104-57), 11/21/05

Opponents Scoring

Less than 50 points	36 -- by Centenary (36-78), 11/24/10
50 or more points	66 -- by McNeese (66-78, ot), 12/16/10
60 or more points	66 -- by McNeese (66-78, ot), 12/16/10
70 or more points	78 -- by Coastal Carolina (78-69), 12/13/10
80 or more points	87 -- by Kentucky (87-52), 2/10/10
90 or more points	94 -- by Miss. State (94-97), 2/11/09
100 or more points	101 -- by Ohio State (101-113), 1-15-05

Field Goal Percentage

Shot 29 percent or less	29.2 -- at Alabama (14-48), 1/27/10
Shot 30 percent or more	43.9 -- vs. McNeese (25-57), 12/16/10
Shot 40 percent or more	43.9 -- vs. McNeese (25-57), 12/16/10
Shot 50 percent or more	50.0 -- vs. Houston (26-52), 11/30/10
Shot 60 percent or more	60.0 -- vs. NW State (24-40), 11/12/10
Shot 70 percent or more	70.3 -- vs. Centenary (45-64), 1-15-03

Opponents Field Goal Percentage

Shot 29 percent or less	28.3 -- by Centenary (13-46), 11/24/10
Shot 30 percent or more	38.5 -- by McNeese (25-65), 12/16/10
Shot 40 percent or more	45.0 -- by Coastal Carolina (27-60), 12/13/10
Shot 50 percent or more	51.0 -- by Ole Miss (26-51), 3/4/10
Shot 60 percent or more	61.0 -- by Arizona State (25-41), 11/27/09

Three-Point FG Percentage

Shot less than 10 pct	7.1 -- at Xavier (1-14), 12/29/09
Shot 10 percent or more	30.0 -- vs. McNeese (6-20), 12/16/10
Shot 20 percent or more	31.8 -- vs. Coastal Carolina (7-22), 12/13/10
Shot 30 percent or more	31.8 -- vs. Coastal Carolina (7-22), 12/13/10
Shot 40 percent or more	42.9 -- vs. Central Michigan (3-7), 12/11/10
Shot 50 percent or more	70.6 -- at S. Alabama (12-17), 11/28/10
Shot 60 percent or more	70.6 -- at S. Alabama (12-17), 11/28/10

Opponents Three-Point FG Percentage

Shot less than 10 pct	7.1 -- by Georgia (1-14), 1/25/06
Shot 10 percent or more	26.1 -- by McNeese (6-23), 12/16/10
Shot 20 percent or more	26.1 -- by McNeese (6-23), 12/16/10
Shot 30 percent or more	35.7 -- by Coastal Carolina (5-14), 12/13/10
Shot 40 percent or more	46.4 -- by Auburn (13-28), 2/27/10
Shot 50 percent or more	52.9 -- by Alabama (9-17), 1/27/10
Shot 60 percent or more	60.0 -- by McNeese State (9-15), 12/22/08

Free Throw Percentage

Shot less than 50 pct	46.7 -- at Ole Miss (7-15), 1/12/08
Shot 50 percent or more	71.0 -- vs. McNeese (22-31), 12/16/10
Shot 60 percent or more	71.0 -- vs. McNeese (22-31), 12/16/10
Shot 70 percent or more	71.0 -- vs. McNeese (22-31), 12/16/10
Shot 80 percent or more	90.0 -- vs. Georgia (9-10), 3/6/10
Shot 90 percent or more	90.0 -- vs. Georgia (9-10), 3/6/10
Shot 100 percent	100.0 -- vs. Grambling State (4-4), 12/13/08

Rebounds

Less than 29 rebounds	29 -- at Arkansas, 2/10/10
Had 30 or more rebounds	40 -- vs. McNeese, 12/16/10
Had 40 or more rebounds	40 -- vs. McNeese, 12/16/10
Had 50 or more rebounds	52 -- vs. UT-Martin, 11/18/10
Had 60 or more rebounds	60 -- vs. Troy State, 12-22-98

Opponent Rebounds

Less than 20 rebounds	17 -- vs. Nicholls State, 12/17/08
Had 20 or more rebounds	39 -- by McNeese, 12/16/10
Had 30 or more rebounds	39 -- by McNeese, 12/16/10
Had 40 or more rebounds	45 -- by Coastal Carolina, 12/13/10
Had 50 or more rebounds	53 -- by Kentucky, 2/6/10

Assists

Less than 5 assists	4 -- vs. Alabama, 1-27-10
5 assists or more	16 -- vs. McNeese, 12/16/10
10 assists or more	16 -- vs. McNeese, 12/16/10
15 assists or more	16 -- vs. McNeese, 12/16/10
20 assists or more	22 -- vs. McNeese, 1/4/10
25 assists or more	26 -- vs. Troy, 11/30/08
30 or more assists	33 -- vs. Georgia State, 12-28-94

Opponent Assists

Less than 5 assists	2 -- by Central Michigan, 12/11/10
5 assists or more	9 -- by McNeese, 12/16/10
10 assists or more	10 -- by S. Alabama, 11/28/10
15 assists or more	17 -- by Ole Miss, 3/4/10
20 assists or more	21 -- by Vanderbilt, 1/19/08
25 assists or more	28 -- by Fresno State, 11/26/99
30 assists or more	33 -- by Kentucky, 1-16-96

Blocks

0 blocks	0 -- at Miss. State, 1/30/10
1 or more blocks	7 -- vs. McNeese, 12/16/10
5 or more blocks	7 -- vs. McNeese, 12/16/10
10 or more blocks	11 -- vs. Ole Miss, 2/14/09
15 or more blocks	16 -- vs. Alcorn State, 11/20/08

Opponent Blocks

0 blocks	0 -- by Western Kentucky, 11/17/09
1 or more blocks	6 -- by McNeese, 12/16/10
5 or more blocks	6 -- by McNeese, 12/16/10
10 or more blocks	11 -- by UConn, 1/6/07

Steals

0 steals	0 -- vs. Georgia Tech, 3-17-90
1 or more steals	3 -- vs. McNeese, 12/16/10
5 or more steals	5 -- vs. Coastal Carolina, 12/13/10
10 or more steals	10 -- vs. Houston, 11/30/10
15 or more steals	22 -- vs. Arkansas, 2-17-01

Opponent Steals

0 steals	0 -- by Washington State, 12/27/08
1 or more steals	11 -- by McNeese, 12/16/10
5 or more steals	11 -- by McNeese, 12/16/10
10 or more steals	11 -- by McNeese, 12/16/10
15 or more steals	16 -- by Miami (Fla.), 12-27-01

The Last Time An LSU Player...

ALL GAMES

Scored 20 or more points	23	Ralston Turner, vs. McNeese, 12/16/10
Scored 25 or more points.....	26	Bo Spencer, at Auburn, 2/27/10
Scored 30 or more points	38	Tasmin Mitchell, vs. Auburn, 1/20/10
Scored 35 or more points.....	38	Tasmin Mitchell, vs. Auburn, 1/20/10
Scored 40 or more points	41	Tasmin Mitchell, at Miss State, 2/11/09
Scored 45 or more points	46	Chris Jackson, vs. Vanderbilt, 2-18-90
Scored 50 or more points	51	Chris Jackson, vs. Texas, 1-2-90
Scored 55 or more points	55	Chris Jackson, vs. Ole Miss, 3-4-89
Scored 60 or more	64	Pete Maravich, vs. Kentucky, 2-21-70
Scored double figures in 5 straight games.....	7	Andre Stringer, 11/12/10 to 11/28/10
Scored double figures in 10 straight games	15	Tasmin Mitchell, 11/27/09 to 1/23/10
Scored double figures in 15 straight games	15	Tasmin Mitchell, 11/27/09 to 1/23/10
Scored double figures in 20 straight games.....	48	Glen Davis, 3/5/05 to 12/17/06
Scored double figures in 25 straight games.....	48	Glen Davis, 3/5/05 to 12/17/06
Scored double figures in 30 straight games.....	48	Glen Davis, 3/5/05 to 12/17/06
Scored double figures in 35 straight games.....	48	Glen Davis, 3/5/05 to 12/17/06
Scored double figures in 40 straight games	48	Glen Davis, 3/5/05 to 12/17/06
Scored double figures in 45 or more straight game	48	Glen Davis, 3/5/05 to 12/17/06
Scored 20 points or more in 2 straight games	2	Bo Spencer, 26 at Auburn (2/27/10); 20 at Ole Miss (3/4/10)
Scored 20 points or more in 3 straight games	3	Bo Spencer, 22 vs. Rice (12/19/09); 23 vs. Washington State (12/22/09); 20 at Xavier (12/29/09)
Scored 20 points or more in 4 straight games	4	Tasmin Mitchell, 26 vs. Louisiana-Lafayette (12/1/09); 24 vs. Northwestern State (12/12/09); 24 vs. Southeastern Louisiana (12/14/09); 27 vs. Nicholls State (12/17/09)
Scored 20 points or more in 5 straight games	6	Marcus Thornton, 25 at Ole Miss (1/12/08); 27 vs. Auburn (1/16/08); 27 at Vandy (1/19/08); 20 vs. Arkansas (1/26/08); 38 at Auburn (1/30/08); 22 vs. Alabama (2/2/08)
Scored 30 points or more in consecutive games.....	2	Marcus Thornton, 31 vs. Miss. State (1/21/09); 30 vs. Xavier (1/24/09)
Made 10-14 field goals in a game	10	Tasmin Mitchell, at Miss. State, 1/30/10
Made 15 or more field goals in a game.....	15	Tasmin Mitchell, vs. Auburn, 1/20/10
Attempted 15-19 field goals in a game	15	Ralston Turner, vs. McNeese, 12/16/10
Attempted 20-24 field goals in a game	21	Tasmin Mitchell, vs. Georgia, 3/6/10
Attempted 25-29 field goals in a game	27	Marcus Thornton, at Miss. State, 3/8/08
Attempted 30 or more field goals in a game	34	Ronnie Henderson, vs. Oklahoma State, 12-20-94
Made 5 three pointers in a game	5	Bo Spencer, at Ole Miss, 3/4/10
Made 6-9 three pointers in a game.....	6	Marcus Thornton, vs. Florida, 2/24/09
Made 10 or more three pointers in a game.....	10	Chris Jackson, vs. Tennessee, 2-10-90
Attempted 7 three pointers in a game.....	10	Ralston Turner, vs. McNeese, 12/16/10
Attempted 8-10 three pointers in a game	10	Ralston Turner, vs. McNeese, 12/16/10
Attempted 11 or more three pointers in a game	11	Bo Spencer, at Ole Miss, 3/4/10

The Last Time An LSU Player...

ALL GAMES

Had 10 or more rebounds	11 Storm Warren, vs. Houston, 11/30/10
Had 15 or more rebound	15 Malcolm White, vs. UT-Martin, 11/18/10
Had 20 or more rebounds	21 Jaime Lloreda, vs. McNeese State, 11-24-03
Had 10 or more rebounds in 2 straight games	2 Storm Warren, 14 vs. Nicholls, 11/16/10; 11 vs. UT-Martin, 11/18/10
Had 10 or more rebounds in 3 straight games	3 Tasmin Mitchell, 10 at Alabama, 1/27/10; 10 at Miss. State, 1/30/10; 17 vs. Tennessee, 2/4/10
.....	
Had 10 or more rebounds in 4 straight games	4 Tasmin Mitchell, 11 vs. Ole Miss, 1/23/10; 10 at Alabama, 1/27/10; 10 at Miss. State, 1/30/10; 17 vs. Tennessee, 2/4/10
.....	
Had 10 or more rebounds in 5 straight games	5 Tasmin Mitchell, 10 vs. Auburn, 1/20/10; 11 vs. Ole Miss, 1/23/10; 10 at Alabama, 1/27/10; 10 at Miss. State, 1/30/10; 17 vs. Tennessee, 2/4/10
.....	
Had 10 or more rebounds in 6 or more games.....	8 Glen Davis, 11 at Alabama, 2/4/06; 16 vs. Arkansas, 2/8/06; 15 at Florida, 2/11/06; 13 vs. Miss. State, 2/15/06; 11 at Auburn, 2/18/06; 11 at Vandy, 2/22/06; 15 vs. Kentucky, 2/25/06; 10 at S. Carolina, 2/28/06
.....	
.....	
Had 9 offensive rebounds in a game.....	9 Malcolm White, vs. UT-Martin, 11/18/10
Had 10 defensive rebounds in a game.....	12 Storm Warren, vs. Nicholls, 11/16/10
Had 5 or more assists.....	5 Andre Stringer, vs. McNeese, 12/16/10
Had 8 or more assists.....	9 Garrett Temple, vs. Ole Miss, 2/14/09
Had 11 or more assists	12 Torris Bright, vs. McNeese State, 12-7-02
Had 16 or more assists	18 Randy Livingston, vs. George Mason, 12-3-94
Had 3 or more blocks in a game	3 Malcolm White, vs. McNeese, 12/16/10
Had 5 or more blocks in a game	6 Chris Johnson, at Arkansas, 2/18/09
Had 8 or more blocks in a game	9 Tyrus Thomas, vs. Tennessee, 1/14/06
Had 11 or more blocks in a game	11 Stromile Swift, vs. Alabama, 2-10-99
Had 3 or more steals in a game.....	3 Storm Warren, vs. Houston, 11/30/10
.....	Andre Stringer, vs. Houston, 11/30/10
Had 5 or more steals in a game.....	5 Chris Bass, vs. Northwestern St., 11/12/10
Had 8 or more steals in a game	8 Clarence Ceasar, vs. Auburn, 1-8-94
Had 10 or more steals in a game	10 Shawn Griggs, vs. Tennessee, 2-23-91
Had a double-double	Storm Warren, vs. Houston, 12 pts, 11 reb., 11/30/10
Had a double-double in 2 straight games	Tasmin Mitchell, at Miss. State, 26 pts-10 reb., 1/30/10; vs. Tennessee, 13 pts-17 reb., 2/4/10
.....	
Had a double-double in 3 or more straight games.....	3 Storm Warren, vs. Northwestern State, 21 pts-16 reb., 12/12/09; vs. Southeastern La. 14 pts-12 reb, 12/14/09; vs. Nicholls St., 13 pts-11 reb., vs. 12/17/09
.....	
Had a double-double in 4 or more straight games	4 Storm Warren, vs. UL-Lafayette, 18 pts-16 reb., 12/1/09; vs. Northwestern State, 21 pts-16 reb., 12/1/09; vs. Southeastern La. 14 pts-12 reb., 12/14/09; vs. Nicholls State, 13 pts-11 reb., 12/17/09
.....	
Had a triple-double	Shaquille O'Neal, 26 pts-13 reb-11 blks, vs. BYU, 3-19-92
Played 40 minutes in a game.....	40 Malcom White, vs. McNeese, 12/16/10
.....	41 Ralston Turner, vs. McNeese, 12/16/10
Played 41 or more in a game	41 Ralston Turner, vs. McNeese, 12/16/10
Played 50 or more minutes in a game	54 Maurice Carter, vs. Alabama, 2-10-99

THE STAT CREW SYSTEM
LSU Combined Team Statistics (as of Dec 16, 2010)
All games

RECORD:	OVERALL	HOME	AWAY	NEUTRAL
ALL GAMES	7-3	6-2	1-0	0-1
CONFERENCE	0-0	0-0	0-0	0-0
NON-CONFERENCE	7-3	6-2	1-0	0-1

#	Player	gp-gs	min	Total		3-Point		F-Throw		Rebounds				pf	dq	a	to	blk	stl	pts	avg	
				fg-fga	fg%	3fg-fga	3fg%	ft-fta	ft%	off	def	tot	avg									
10	STRINGER, Andre	10-8	284	28.4	39-100	.390	23-58	.397	51-62	.823	5	20	25	2.5	23	0	31	30	3	13	152	15.2
22	TURNER, Ralston	10-10	312	31.2	42-96	.438	20-55	.364	31-43	.721	4	28	32	3.2	22	1	19	24	1	7	135	13.5
45	DOTSON, Aaron	10-10	296	29.6	29-61	.475	11-21	.524	34-44	.773	9	21	30	3.0	29	1	25	22	6	5	103	10.3
05	WHITE, Malcolm	10-10	253	25.3	33-63	.524	0-0	.000	22-41	.537	23	31	54	5.4	30	1	2	14	14	4	88	8.8
24	WARREN, Storm	10-10	246	24.6	37-72	.514	0-0	.000	7-11	.636	24	43	67	6.7	28	1	5	15	13	15	81	8.1
21	DERENBECKER, Matt	10-0	147	14.7	15-38	.395	7-23	.304	2-3	.667	2	13	15	1.5	15	0	9	8	1	1	39	3.9
13	LUDWIG, Eddie	10-0	160	16.0	9-19	.474	0-2	.000	21-24	.875	14	15	29	2.9	18	1	9	12	0	8	39	3.9
03	GREEN, Garrett	10-0	115	11.5	17-40	.425	1-3	.333	4-14	.286	13	33	46	4.6	18	1	2	7	3	7	39	3.9
04	BASS, Chris	10-2	151	15.1	9-16	.563	0-0	.000	6-15	.400	3	21	24	2.4	11	0	23	14	1	6	24	2.4
25	POPULIST, Daron	6-0	39	6.5	3-8	.375	2-4	.500	0-0	.000	0	5	5	0.8	8	0	6	3	0	0	8	1.3
14	COURTNEY, Jalen	6-0	26	4.3	2-4	.500	0-1	.000	3-4	.750	0	4	4	0.7	3	0	0	0	0	0	7	1.2
15	HARRIS, Dennis	2-0	21	10.5	1-3	.333	0-0	.000	0-0	.000	0	3	3	1.5	2	0	0	2	2	2	2	1.0
Team											25	19	44				6					
Total.....		10	2050		236-520	.454	64-167	.383	181-261	.693	122	256	378	37.8	207	6	131	157	44	68	717	71.7
Opponents.....		10	2050		213-563	.378	54-176	.307	143-221	.647	136	198	334	33.4	217	4	69	142	39	84	623	62.3

TEAM STATISTICS	LSU	OPP	Date	Opponent	Score	Att.
SCORING	717	623	11/12/10	NORTHWESTERN STATE	w 87-78	7842
Points per game	71.7	62.3	11/16/10	NICHOLLS STATE	L 53-62	6913
Scoring margin	+9.4	-	11/18/10	TENNESSEE-MARTIN	w 79-56	6607
FIELD GOALS-ATT	236-520	213-563	11/21/10	vs Memphis	L 61-70	7941
Field goal pct	.454	.378	11/24/10	CENTENARY	w 78-36	6742
3 POINT FG-ATT	64-167	54-176	11/28/10	at South Alabama	w 80-65	3653
3-point FG pct	.383	.307	11/30/10	HOUSTON	w 73-57	6688
3-pt FG made per game	6.4	5.4	12/11/10	CENTRAL MICHIGAN	w 59-55	6898
FREE THROWS-ATT	181-261	143-221	12/13/10	COASTAL CAROLINA	Lot 69-78	6425
Free throw pct	.693	.647	12/16/10	MCNEESE STATE	Wot 78-66	6445
F-Throws made per game	18.1	14.3				
REBOUNDS	378	334				
Rebounds per game	37.8	33.4				
Rebounding margin	+4.4	-				
ASSISTS	131	69				
Assists per game	13.1	6.9				
TURNOVERS	157	142				
Turnovers per game	15.7	14.2				
Turnover margin	-1.5	-				
Assist/turnover ratio	0.8	0.5				
STEALS	68	84				
Steals per game	6.8	8.4				
BLOCKS	44	39				
Blocks per game	4.4	3.9				
ATTENDANCE	54560	11594				
Home games-Avg/Game	8-6820	1-3653				
Neutral site-Avg/Game	-	1-7941				

* - Conference game

Score by Periods	1st	2nd	OT	Totals
LSU	350	344	23	717
Opponents	265	338	20	623

THE STAT CREW SYSTEM
LSU Category Leaders (as of Dec 16, 2010)
All games

Points	G	Pts	Pts/G	Scoring Average	G	Pts	Avg/G
STRINGER, Andre	10	152	15.2	STRINGER, Andre	10	152	15.2
TURNER, Ralston	10	135	13.5	TURNER, Ralston	10	135	13.5
DOTSON, Aaron	10	103	10.3	DOTSON, Aaron	10	103	10.3
WHITE, Malcolm	10	88	8.8	WHITE, Malcolm	10	88	8.8
WARREN, Storm	10	81	8.1	WARREN, Storm	10	81	8.1
LUDWIG, Eddie	10	39	3.9	GREEN, Garrett	10	39	3.9
DERENBECKER, Matt	10	39	3.9	LUDWIG, Eddie	10	39	3.9
GREEN, Garrett	10	39	3.9	DERENBECKER, Matt	10	39	3.9
BASS, Chris	10	24	2.4	BASS, Chris	10	24	2.4
POPULIST, Daron	6	8	1.3	POPULIST, Daron	6	8	1.3
COURTNEY, Jalen	6	7	1.2	COURTNEY, Jalen	6	7	1.2
HARRIS, Dennis	2	2	1.0	HARRIS, Dennis	2	2	1.0

FG Percentage	FG	Att	Pct	Field Goal Attempts	G	Att	Att/G
BASS, Chris	9	16	.563	STRINGER, Andre	10	100	10.0
WHITE, Malcolm	33	63	.524	TURNER, Ralston	10	96	9.6
WARREN, Storm	37	72	.514	WARREN, Storm	10	72	7.2
COURTNEY, Jalen	2	4	.500	WHITE, Malcolm	10	63	6.3
DOTSON, Aaron	29	61	.475	DOTSON, Aaron	10	61	6.1
LUDWIG, Eddie	9	19	.474	Field Goals Made	G	Made	Made/G
TURNER, Ralston	42	96	.438	TURNER, Ralston	10	42	4.2
GREEN, Garrett	17	40	.425	STRINGER, Andre	10	39	3.9
DERENBECKER, Matt	15	38	.395	WARREN, Storm	10	37	3.7
STRINGER, Andre	39	100	.390	WHITE, Malcolm	10	33	3.3
POPULIST, Daron	3	8	.375	DOTSON, Aaron	10	29	2.9
HARRIS, Dennis	1	3	.333				

3-Point Percentage	3FG	Att	Pct	3-Point FG Attempts	G	Att	Att/G
DOTSON, Aaron	11	21	.524	STRINGER, Andre	10	58	5.8
POPULIST, Daron	2	4	.500	TURNER, Ralston	10	55	5.5
STRINGER, Andre	23	58	.397	DERENBECKER, Matt	10	23	2.3
TURNER, Ralston	20	55	.364	DOTSON, Aaron	10	21	2.1
GREEN, Garrett	1	3	.333	POPULIST, Daron	6	4	0.7
DERENBECKER, Matt	7	23	.304	3-Point FG Made	G	Made	Made/G
COURTNEY, Jalen	0	1	.000	STRINGER, Andre	10	23	2.3
LUDWIG, Eddie	0	2	.000	TURNER, Ralston	10	20	2.0
				DOTSON, Aaron	10	11	1.1
				DERENBECKER, Matt	10	7	0.7
				POPULIST, Daron	6	2	0.3

Free Throw Percent	FG	Att	Pct	Free Throw Attempts	G	Att	Att/G
LUDWIG, Eddie	21	24	.875	STRINGER, Andre	10	62	6.2
STRINGER, Andre	51	62	.823	DOTSON, Aaron	10	44	4.4
DOTSON, Aaron	34	44	.773	TURNER, Ralston	10	43	4.3
COURTNEY, Jalen	3	4	.750	WHITE, Malcolm	10	41	4.1
TURNER, Ralston	31	43	.721	LUDWIG, Eddie	10	24	2.4
DERENBECKER, Matt	2	3	.667	Free Throws Made	G	Made	Made/G
WARREN, Storm	7	11	.636	STRINGER, Andre	10	51	5.1
WHITE, Malcolm	22	41	.537	DOTSON, Aaron	10	34	3.4
BASS, Chris	6	15	.400	TURNER, Ralston	10	31	3.1
GREEN, Garrett	4	14	.286	WHITE, Malcolm	10	22	2.2
				LUDWIG, Eddie	10	21	2.1

THE STAT CREW SYSTEM
LSU Category Leaders (as of Dec 16, 2010)
All games

<u>Rebounds</u>	<u>G</u>	<u>Reb</u>	<u>Reb/G</u>
WARREN, Storm	10	67	6.7
WHITE, Malcolm	10	54	5.4
GREEN, Garrett	10	46	4.6
TURNER, Ralston	10	32	3.2
DOTSON, Aaron	10	30	3.0

<u>Rebound Average</u>	<u>G</u>	<u>Reb</u>	<u>Avg/G</u>
WARREN, Storm	10	67	6.7
WHITE, Malcolm	10	54	5.4
GREEN, Garrett	10	46	4.6
TURNER, Ralston	10	32	3.2
DOTSON, Aaron	10	30	3.0

<u>Offensive Rebounds</u>	<u>G</u>	<u>No.</u>	<u>Avg/G</u>
WARREN, Storm	10	24	2.4
WHITE, Malcolm	10	23	2.3
LUDWIG, Eddie	10	14	1.4
GREEN, Garrett	10	13	1.3
DOTSON, Aaron	10	9	0.9

<u>Defensive Rebounds</u>	<u>G</u>	<u>No.</u>	<u>Avg/G</u>
WARREN, Storm	10	43	4.3
GREEN, Garrett	10	33	3.3
WHITE, Malcolm	10	31	3.1
TURNER, Ralston	10	28	2.8
DOTSON, Aaron	10	21	2.1
BASS, Chris	10	21	2.1

<u>Fouls</u>	<u>G</u>	<u>No.</u>	<u>Per/G</u>
WHITE, Malcolm	10	30	3.0
DOTSON, Aaron	10	29	2.9
WARREN, Storm	10	28	2.8
STRINGER, Andre	10	23	2.3
TURNER, Ralston	10	22	2.2

<u>Foulsouts</u>	<u>G</u>	<u>No.</u>
WHITE, Malcolm	10	1
DOTSON, Aaron	10	1
WARREN, Storm	10	1
GREEN, Garrett	10	1
TURNER, Ralston	10	1
LUDWIG, Eddie	10	1

<u>Assists</u>	<u>G</u>	<u>No.</u>	<u>Ast/G</u>
STRINGER, Andre	10	31	3.1
DOTSON, Aaron	10	25	2.5
BASS, Chris	10	23	2.3
TURNER, Ralston	10	19	1.9
LUDWIG, Eddie	10	9	0.9
DERENBECKER, Matt	10	9	0.9

<u>Steals</u>	<u>G</u>	<u>No.</u>	<u>Stl/G</u>
WARREN, Storm	10	15	1.5
STRINGER, Andre	10	13	1.3
LUDWIG, Eddie	10	8	0.8
GREEN, Garrett	10	7	0.7
TURNER, Ralston	10	7	0.7

<u>Blocked Shots</u>	<u>G</u>	<u>No.</u>	<u>Blk/G</u>
WHITE, Malcolm	10	14	1.4
WARREN, Storm	10	13	1.3
DOTSON, Aaron	10	6	0.6
GREEN, Garrett	10	3	0.3
STRINGER, Andre	10	3	0.3

<u>Minutes</u>	<u>G</u>	<u>No.</u>	<u>Min/G</u>
TURNER, Ralston	10	312	31.2
DOTSON, Aaron	10	296	29.6
STRINGER, Andre	10	284	28.4
WHITE, Malcolm	10	253	25.3
WARREN, Storm	10	246	24.6

<u>Turnovers</u>	<u>G</u>	<u>No.</u>	<u>TO/G</u>
STRINGER, Andre	10	30	3.0
TURNER, Ralston	10	24	2.4
DOTSON, Aaron	10	22	2.2
WARREN, Storm	10	15	1.5
BASS, Chris	10	14	1.4
WHITE, Malcolm	10	14	1.4

THE STAT CREW SYSTEM
LSU Team Game-by-Game (as of Dec 16, 2010)
All games

TEAM STATISTICS

Opponent	Date	Score		Total		3-Pointers		Free throws		Rebounds				pf	a	t/o	blk	stl	pts	avg
				fg-fga	pct	3fg-fga	pct	ft-fta	pct	off	def	tot	avg							
NORTHWESTERN STATE	11/12/10	87-78	W	24-40	.600	7-15	.467	32-46	.696	9	24	33	33.0	30	13	25	4	13	87	87.0
NICHOLLS STATE	11/16/10	53-62	L	16-43	.372	6-18	.333	15-21	.714	7	30	37	35.0	22	8	18	4	3	53	70.0
TENNESSEE-MARTIN	11/18/10	79-56	W	27-62	.435	3-15	.200	22-29	.759	22	30	52	40.7	20	11	15	5	7	79	73.0
vs Memphis	11/21/10	61-70	L	18-52	.346	5-15	.333	20-29	.690	9	26	35	39.2	27	13	13	4	7	61	70.0
CENTENARY	11/24/10	78-36	W	29-61	.475	10-24	.417	10-17	.588	17	26	43	40.0	12	17	9	4	7	78	71.6
at South Alabama	11/28/10	80-65	W	25-47	.532	12-17	.706	18-28	.643	9	29	38	39.7	24	14	14	3	5	80	73.0
HOUSTON	11/30/10	73-57	W	26-52	.500	5-14	.357	16-21	.762	14	21	35	39.0	16	14	17	5	10	73	73.0
CENTRAL MICHIGAN	12/11/10	59-55	W	20-42	.476	3-7	.429	16-22	.727	7	23	30	37.9	17	12	17	4	8	59	71.2
COASTAL CAROLINA	12/13/10	69-78	Lot	26-64	.406	7-22	.318	10-17	.588	14	21	35	37.6	23	13	16	4	5	69	71.0
MCNEESE STATE	12/16/10	78-66	Wot	25-57	.439	6-20	.300	22-31	.710	14	26	40	37.8	16	16	13	7	3	78	71.7
LSU		717		236-520	.454	64-167	.383	181-261	.693	122	256	378	37.8	207	131	157	44	68	717	71.7
Opponents		623		213-563	.378	54-176	.307	143-221	.647	136	198	334	33.4	217	69	142	39	84	623	62.3

Games played: 10
Points/game: 71.7
FG Pct: 45.4
3FG Pct: 38.3
FT Pct: 69.3

Rebounds/game: 37.8
Assists/game: 13.1
Turnovers/game: 15.7
Assist/turnover ratio: 0.8
Steals/game: 6.8
Blocks/game: 4.4

THE STAT CREW SYSTEM
 LSU Opponent Game-by-Game (as of Dec 16, 2010)
 All games

OPPONENT STATISTICS

Opponent	Date	Score		Total		3-Pointers		Free throws		Rebounds				pf	a	t/o	blk	stl	pts	avg
				fg-fga	pct	3fg-fga	pct	ft-fta	pct	off	def	tot	avg							
NORTHWESTERN STATE	11/12/10	87-78	W	29-70	.414	7-26	.269	13-27	.481	24	12	36	36.0	32	8	17	3	14	78	78.0
NICHOLLS STATE	11/16/10	53-62	L	19-53	.358	6-19	.316	18-27	.667	10	23	33	34.5	19	7	8	2	12	62	70.0
TENNESSEE-MARTIN	11/18/10	79-56	W	19-60	.317	4-18	.222	14-22	.636	16	16	32	33.7	23	4	14	2	8	56	65.3
vs Memphis	11/21/10	61-70	L	23-49	.469	7-19	.368	17-28	.607	6	27	33	33.5	27	9	16	5	7	70	66.5
CENTENARY	11/24/10	78-36	W	13-46	.283	4-15	.267	6-10	.600	7	19	26	32.0	16	7	15	4	5	36	60.4
at South Alabama	11/28/10	80-65	W	18-54	.333	6-16	.375	23-31	.742	12	17	29	31.5	24	10	9	7	4	65	61.2
HOUSTON	11/30/10	73-57	W	23-58	.397	6-16	.375	5-12	.417	18	14	32	31.6	20	6	19	3	6	57	60.6
CENTRAL MICHIGAN	12/11/10	59-55	W	17-48	.354	3-10	.300	18-23	.783	11	18	29	31.3	18	2	16	2	9	55	59.9
COASTAL CAROLINA	12/13/10	69-78	Lot	27-60	.450	5-14	.357	19-26	.731	16	29	45	32.8	18	7	16	5	8	78	61.9
MCNEESE STATE	12/16/10	78-66	Wot	25-65	.385	6-23	.261	10-15	.667	16	23	39	33.4	20	9	12	6	11	66	62.3
Opponents		623		213-563	.378	54-176	.307	143-221	.647	136	198	334	33.4	217	69	142	39	84	623	62.3
LSU		717		236-520	.454	64-167	.383	181-261	.693	122	256	378	37.8	207	131	157	44	68	717	71.7

Games played: 10
 Points/game: 62.3
 FG Pct: 37.8
 3FG Pct: 30.7
 FT Pct: 64.7

Rebounds/game: 33.4
 Assists/game: 6.9
 Turnovers/game: 14.2
 Assist/turnover ratio: 0.5
 Steals/game: 8.4
 Blocks/game: 3.9

THE STAT CREW SYSTEM
 LSU Points-Rebounds-Assists (as of Dec 16, 2010)
 All games

Opponent	Date	Score		03	04	05	10	13	14	15
				GREEN,GARR	BASS,CHRIS	WHITE,MALC	STRINGER,A	LUDWIG,EDD	COURTNEY,J	HARRIS,DEN
NORTHWESTERN STATE	11/12/10	87-78	w	2-6-0	4-2-2	12-4-0	21-3-5	4-3-0	2-0-0	DNP
NICHOLLS STATE	11/16/10	53-62	L	0-4-1	0-2-0	2-2-0	14-2-3	4-2-0	DNP	DNP
TENNESSEE-MARTIN	11/18/10	79-56	w	3-3-0	4-3-5	12-15-2	15-2-1	5-1-0	1-1-0	DNP
vs Memphis	11/21/10	61-70	L	8-4-0	0-2-4	5-4-0	13-2-2	8-8-1	2-0-0	DNP
CENTENARY	11/24/10	78-36	w	8-9-0	3-5-1	14-7-0	16-0-4	6-5-4	2-3-0	DNP
at South Alabama	11/28/10	80-65	w	0-5-0	1-2-0	4-4-0	21-4-3	4-4-4	0-0-0	DNP
HOUSTON	11/30/10	73-57	w	4-5-0	2-1-4	9-2-0	13-3-3	5-3-0	DNP	DNP
CENTRAL MICHIGAN	12/11/10	59-55	w	2-3-0	6-4-4	12-4-0	8-1-0	3-2-0	DNP	2-0-0
COASTAL CAROLINA	12/13/10	69-78	L	9-4-0	4-0-1	5-3-0	16-2-5	0-1-0	0-0-0	0-3-0
MCNEESE STATE	12/16/10	78-66	w	3-3-1	0-3-2	13-9-0	15-6-5	0-0-0	DNP	DNP

Opponent	Date	Score		21	22	24	25	45
				DERENBECKE	TURNER,RAL	WARREN,STO	POPULIST,D	DOTSON,AAR
NORTHWESTERN STATE	11/12/10	87-78	w	0-0-0	21-5-2	4-4-2	0-0-2	17-3-0
NICHOLLS STATE	11/16/10	53-62	L	14-6-0	6-2-2	8-14-1	0-0-0	5-2-1
TENNESSEE-MARTIN	11/18/10	79-56	w	2-2-0	10-1-0	12-11-0	2-2-1	13-6-2
vs Memphis	11/21/10	61-70	L	0-1-1	11-2-1	2-3-0	DNP	12-4-4
CENTENARY	11/24/10	78-36	w	6-0-1	8-3-1	1-6-1	6-2-1	8-1-4
at South Alabama	11/28/10	80-65	w	9-4-2	17-1-0	9-3-0	0-1-1	15-3-4
HOUSTON	11/30/10	73-57	w	5-0-0	15-3-5	12-11-0	DNP	8-3-2
CENTRAL MICHIGAN	12/11/10	59-55	w	0-0-1	9-7-4	8-4-0	0-0-1	9-0-2
COASTAL CAROLINA	12/13/10	69-78	L	3-1-3	15-6-1	8-5-0	DNP	9-5-3
MCNEESE STATE	12/16/10	78-66	w	0-1-1	23-2-3	17-6-1	DNP	7-3-3

THE STAT CREW SYSTEM
 LSU Team High/Low Analysis (as of Dec 16, 2010)
 All games

LSU - TEAM GAME HIGHS

POINTS	87		NORTHWESTERN STATE (11/12/10)
	80		at South Alabama (11/28/10)
	79		TENNESSEE-MARTIN (11/18/10)
	78		MCNEESE STATE (12/16/10)
	78		CENTENARY (11/24/10)
	29		CENTENARY (11/24/10)
FIELD GOALS MADE	27		TENNESSEE-MARTIN (11/18/10)
	26		COASTAL CAROLINA (12/13/10)
	26		HOUSTON (11/30/10)
	64		COASTAL CAROLINA (12/13/10)
FIELD GOAL ATTEMPTS	62		TENNESSEE-MARTIN (11/18/10)
	61		CENTENARY (11/24/10)
FIELD GOAL PERCENTAGE	.600	(24-40)	NORTHWESTERN STATE (11/12/10)
	.532	(25-47)	at South Alabama (11/28/10)
	.500	(26-52)	HOUSTON (11/30/10)
	12		at South Alabama (11/28/10)
3 PT FIELD GOALS MADE	10		CENTENARY (11/24/10)
	7		COASTAL CAROLINA (12/13/10)
	7		NORTHWESTERN STATE (11/12/10)
	24		CENTENARY (11/24/10)
3 PT FG ATTEMPTS	22		COASTAL CAROLINA (12/13/10)
	20		MCNEESE STATE (12/16/10)
3 PT FG PERCENTAGE	.706	(12-17)	at South Alabama (11/28/10)
	.467	(7-15)	NORTHWESTERN STATE (11/12/10)
	.429	(3-7)	CENTRAL MICHIGAN (12/11/10)
	32		NORTHWESTERN STATE (11/12/10)
FREE THROWS MADE	22		MCNEESE STATE (12/16/10)
	22		TENNESSEE-MARTIN (11/18/10)
FREE THROW ATTEMPTS	46		NORTHWESTERN STATE (11/12/10)
	31		MCNEESE STATE (12/16/10)
	29		vs Memphis (11/21/10)
	29		TENNESSEE-MARTIN (11/18/10)
FREE THROW PERCENTAGE	.762	(16-21)	HOUSTON (11/30/10)
	.759	(22-29)	TENNESSEE-MARTIN (11/18/10)
	.727	(16-22)	CENTRAL MICHIGAN (12/11/10)
	52		TENNESSEE-MARTIN (11/18/10)
REBOUNDS	43		CENTENARY (11/24/10)
	40		MCNEESE STATE (12/16/10)
ASSISTS	17		CENTENARY (11/24/10)
	16		MCNEESE STATE (12/16/10)
	14		HOUSTON (11/30/10)
	14		at South Alabama (11/28/10)
STEALS	13		NORTHWESTERN STATE (11/12/10)
	10		HOUSTON (11/30/10)
	8		CENTRAL MICHIGAN (12/11/10)
	7		MCNEESE STATE (12/16/10)
BLOCKED SHOTS	5		HOUSTON (11/30/10)
	5		TENNESSEE-MARTIN (11/18/10)
TURNOVERS	25		NORTHWESTERN STATE (11/12/10)
	18		NICHOLLS STATE (11/16/10)
	17		CENTRAL MICHIGAN (12/11/10)
	17		HOUSTON (11/30/10)
FOULS	30		NORTHWESTERN STATE (11/12/10)
	27		vs Memphis (11/21/10)
	24		at South Alabama (11/28/10)

THE STAT CREW SYSTEM
LSU High/Low Analysis (as of Dec 16, 2010)
All games

Opponent - GAME HIGHS

POINTS	78		COASTAL CAROLINA (12/13/10)
	78		NORTHWESTERN STATE (11/12/10)
	70		vs Memphis (11/21/10)
	66		MCNEESE STATE (12/16/10)
	65		at South Alabama (11/28/10)
FIELD GOALS MADE	29		NORTHWESTERN STATE (11/12/10)
	27		COASTAL CAROLINA (12/13/10)
	25		MCNEESE STATE (12/16/10)
FIELD GOAL ATTEMPTS	70		NORTHWESTERN STATE (11/12/10)
	65		MCNEESE STATE (12/16/10)
	60		COASTAL CAROLINA (12/13/10)
	60		TENNESSEE-MARTIN (11/18/10)
FIELD GOAL PERCENTAGE	.469	(23-49)	vs Memphis (11/21/10)
	.450	(27-60)	COASTAL CAROLINA (12/13/10)
	.414	(29-70)	NORTHWESTERN STATE (11/12/10)
3 PT FIELD GOALS MADE	7		vs Memphis (11/21/10)
	7		NORTHWESTERN STATE (11/12/10)
	6		MCNEESE STATE (12/16/10)
	6		HOUSTON (11/30/10)
	6		at South Alabama (11/28/10)
	6		NICHOLLS STATE (11/16/10)
3 PT FG ATTEMPTS	26		NORTHWESTERN STATE (11/12/10)
	23		MCNEESE STATE (12/16/10)
	19		vs Memphis (11/21/10)
	19		NICHOLLS STATE (11/16/10)
3 PT FG PERCENTAGE	.375	(6-16)	HOUSTON (11/30/10)
	.375	(6-16)	at South Alabama (11/28/10)
	.368	(7-19)	vs Memphis (11/21/10)
FREE THROWS MADE	23		at South Alabama (11/28/10)
	19		COASTAL CAROLINA (12/13/10)
	18		CENTRAL MICHIGAN (12/11/10)
	18		NICHOLLS STATE (11/16/10)
FREE THROW ATTEMPTS	31		at South Alabama (11/28/10)
	28		vs Memphis (11/21/10)
	27		NICHOLLS STATE (11/16/10)
	27		NORTHWESTERN STATE (11/12/10)
FREE THROW PERCENTAGE	.783	(18-23)	CENTRAL MICHIGAN (12/11/10)
	.742	(23-31)	at South Alabama (11/28/10)
	.731	(19-26)	COASTAL CAROLINA (12/13/10)
REBOUNDS	45		COASTAL CAROLINA (12/13/10)
	39		MCNEESE STATE (12/16/10)
	36		NORTHWESTERN STATE (11/12/10)
ASSISTS	10		at South Alabama (11/28/10)
	9		MCNEESE STATE (12/16/10)
	9		vs Memphis (11/21/10)
STEALS	14		NORTHWESTERN STATE (11/12/10)
	12		NICHOLLS STATE (11/16/10)
	11		MCNEESE STATE (12/16/10)
BLOCKED SHOTS	7		at South Alabama (11/28/10)
	6		MCNEESE STATE (12/16/10)
	5		COASTAL CAROLINA (12/13/10)
	5		vs Memphis (11/21/10)
TURNOVERS	19		HOUSTON (11/30/10)
	17		NORTHWESTERN STATE (11/12/10)
	16		COASTAL CAROLINA (12/13/10)
	16		CENTRAL MICHIGAN (12/11/10)

THE STAT CREW SYSTEM
 LSU High/Low Analysis (as of Dec 16, 2010)
 All games

LSU - GAME LOWS

POINTS	53	NICHOLLS STATE (11/16/10)
	59	CENTRAL MICHIGAN (12/11/10)
	61	vs Memphis (11/21/10)
	69	COASTAL CAROLINA (12/13/10)
FIELD GOALS MADE	73	HOUSTON (11/30/10)
	16	NICHOLLS STATE (11/16/10)
	18	vs Memphis (11/21/10)
FIELD GOAL ATTEMPTS	20	CENTRAL MICHIGAN (12/11/10)
	40	NORTHWESTERN STATE (11/12/10)
	42	CENTRAL MICHIGAN (12/11/10)
FIELD GOAL PERCENTAGE	43	NICHOLLS STATE (11/16/10)
	.346 (18-52)	vs Memphis (11/21/10)
	.372 (16-43)	NICHOLLS STATE (11/16/10)
3 PT FIELD GOALS MADE	.406 (26-64)	COASTAL CAROLINA (12/13/10)
	3	TENNESSEE-MARTIN (11/18/10)
	3	CENTRAL MICHIGAN (12/11/10)
3 PT FG ATTEMPTS	5	vs Memphis (11/21/10)
	5	HOUSTON (11/30/10)
	7	CENTRAL MICHIGAN (12/11/10)
3 PT FG PERCENTAGE	14	HOUSTON (11/30/10)
	15	NORTHWESTERN STATE (11/12/10)
	15	TENNESSEE-MARTIN (11/18/10)
FREE THROWS MADE	15	vs Memphis (11/21/10)
	.200 (3-15)	TENNESSEE-MARTIN (11/18/10)
	.300 (6-20)	MCNEESE STATE (12/16/10)
FREE THROW ATTEMPTS	.318 (7-22)	COASTAL CAROLINA (12/13/10)
	10	CENTENARY (11/24/10)
	10	COASTAL CAROLINA (12/13/10)
FREE THROW PERCENTAGE	15	NICHOLLS STATE (11/16/10)
	17	CENTENARY (11/24/10)
	17	COASTAL CAROLINA (12/13/10)
REBOUNDS	21	NICHOLLS STATE (11/16/10)
	21	HOUSTON (11/30/10)
	.588 (10-17)	CENTENARY (11/24/10)
ASSISTS	.588 (10-17)	COASTAL CAROLINA (12/13/10)
	.643 (18-28)	at South Alabama (11/28/10)
	30	CENTRAL MICHIGAN (12/11/10)
STEALS	33	NORTHWESTERN STATE (11/12/10)
	35	vs Memphis (11/21/10)
	35	HOUSTON (11/30/10)
BLOCKED SHOTS	35	COASTAL CAROLINA (12/13/10)
	8	NICHOLLS STATE (11/16/10)
	11	TENNESSEE-MARTIN (11/18/10)
TURNOVERS	12	CENTRAL MICHIGAN (12/11/10)
	3	NICHOLLS STATE (11/16/10)
	3	MCNEESE STATE (12/16/10)
	5	at South Alabama (11/28/10)
	5	COASTAL CAROLINA (12/13/10)
	3	at South Alabama (11/28/10)
	4	NORTHWESTERN STATE (11/12/10)
	4	NICHOLLS STATE (11/16/10)
	4	vs Memphis (11/21/10)
	4	CENTENARY (11/24/10)
	4	CENTRAL MICHIGAN (12/11/10)
	4	COASTAL CAROLINA (12/13/10)
	9	CENTENARY (11/24/10)

THE STAT CREW SYSTEM
 LSU High/Low Analysis (as of Dec 16, 2010)
 All games

Opponent - GAME LOWS

POINTS	36		CENTENARY (11/24/10)
	55		CENTRAL MICHIGAN (12/11/10)
	56		TENNESSEE-MARTIN (11/18/10)
	57		HOUSTON (11/30/10)
	62		NICHOLLS STATE (11/16/10)
FIELD GOALS MADE	13		CENTENARY (11/24/10)
	17		CENTRAL MICHIGAN (12/11/10)
	18		at South Alabama (11/28/10)
FIELD GOAL ATTEMPTS	46		CENTENARY (11/24/10)
	48		CENTRAL MICHIGAN (12/11/10)
	49		vs Memphis (11/21/10)
FIELD GOAL PERCENTAGE	.283	(13-46)	CENTENARY (11/24/10)
	.317	(19-60)	TENNESSEE-MARTIN (11/18/10)
	.333	(18-54)	at South Alabama (11/28/10)
3 PT FIELD GOALS MADE	3		CENTRAL MICHIGAN (12/11/10)
	4		TENNESSEE-MARTIN (11/18/10)
	4		CENTENARY (11/24/10)
3 PT FG ATTEMPTS	10		CENTRAL MICHIGAN (12/11/10)
	14		COASTAL CAROLINA (12/13/10)
	15		CENTENARY (11/24/10)
3 PT FG PERCENTAGE	.222	(4-18)	TENNESSEE-MARTIN (11/18/10)
	.261	(6-23)	MCNEESE STATE (12/16/10)
	.267	(4-15)	CENTENARY (11/24/10)
FREE THROWS MADE	5		HOUSTON (11/30/10)
	6		CENTENARY (11/24/10)
	10		MCNEESE STATE (12/16/10)
FREE THROW ATTEMPTS	10		CENTENARY (11/24/10)
	12		HOUSTON (11/30/10)
	15		MCNEESE STATE (12/16/10)
FREE THROW PERCENTAGE	.417	(5-12)	HOUSTON (11/30/10)
	.481	(13-27)	NORTHWESTERN STATE (11/12/10)
	.600	(6-10)	CENTENARY (11/24/10)
REBOUNDS	26		CENTENARY (11/24/10)
	29		at South Alabama (11/28/10)
	29		CENTRAL MICHIGAN (12/11/10)
ASSISTS	2		CENTRAL MICHIGAN (12/11/10)
	4		TENNESSEE-MARTIN (11/18/10)
	6		HOUSTON (11/30/10)
STEALS	4		at South Alabama (11/28/10)
	5		CENTENARY (11/24/10)
	6		HOUSTON (11/30/10)
BLOCKED SHOTS	2		NICHOLLS STATE (11/16/10)
	2		TENNESSEE-MARTIN (11/18/10)
	2		CENTRAL MICHIGAN (12/11/10)
TURNOVERS	8		NICHOLLS STATE (11/16/10)
	9		at South Alabama (11/28/10)
	12		MCNEESE STATE (12/16/10)
FOULS	16		CENTENARY (11/24/10)
	18		CENTRAL MICHIGAN (12/11/10)
	18		COASTAL CAROLINA (12/13/10)

THE STAT CREW SYSTEM
LSU Player High/Low Analysis (as of Dec 16, 2010)
All games

LSU - INDIVIDUAL GAME HIGHS

Points	23		TURNER, Ralston vs McNeese State (12/16/10)
	21		STRINGER, Andre at South Alabama (11/28/10)
	21		STRINGER, Andre vs Northwestern State (11/12/10)
	21		TURNER, Ralston vs Northwestern State (11/12/10)
	17		WARREN, Storm vs McNeese State (12/16/10)
	17		TURNER, Ralston at South Alabama (11/28/10)
	17		DOTSON, Aaron vs Northwestern State (11/12/10)
Field Goals Made	8		WARREN, Storm vs McNeese State (12/16/10)
	7		STRINGER, Andre at South Alabama (11/28/10)
	6		TURNER, Ralston vs McNeese State (12/16/10)
	6		STRINGER, Andre vs Coastal Carolina (12/13/10)
	6		WARREN, Storm vs Houston (11/30/10)
	6		TURNER, Ralston vs Houston (11/30/10)
	6		WHITE, Malcolm vs Centenary (11/24/10)
	6		WARREN, Storm vs Tennessee-Martin (11/18/10)
Field Goal Att.	16		TURNER, Ralston vs Coastal Carolina (12/13/10)
	15		TURNER, Ralston vs McNeese State (12/16/10)
	15		STRINGER, Andre vs Coastal Carolina (12/13/10)
	13		STRINGER, Andre at South Alabama (11/28/10)
	13		WHITE, Malcolm vs Tennessee-Martin (11/18/10)
	13		STRINGER, Andre vs Nicholls State (11/16/10)
FG Pct (min 5 made)	1.000	(5-5)	DOTSON, Aaron vs Northwestern State (11/12/10)
	.857	(6-7)	WHITE, Malcolm vs Centenary (11/24/10)
	.714	(5-7)	TURNER, Ralston at South Alabama (11/28/10)
	.714	(5-7)	STRINGER, Andre vs Centenary (11/24/10)
	.667	(8-12)	WARREN, Storm vs McNeese State (12/16/10)
	.667	(6-9)	WARREN, Storm vs Tennessee-Martin (11/18/10)
3-Point FG Made	4		STRINGER, Andre vs Coastal Carolina (12/13/10)
	4		STRINGER, Andre at South Alabama (11/28/10)
	4		DOTSON, Aaron at South Alabama (11/28/10)
	4		STRINGER, Andre vs Centenary (11/24/10)
	4		STRINGER, Andre vs Northwestern State (11/12/10)
3-Point FG Att.	10		TURNER, Ralston vs McNeese State (12/16/10)
	9		TURNER, Ralston vs Coastal Carolina (12/13/10)
	9		STRINGER, Andre vs Northwestern State (11/12/10)
	8		STRINGER, Andre vs Coastal Carolina (12/13/10)
3-Pt FG Pct (min 3 made)	.800	(4-5)	DOTSON, Aaron at South Alabama (11/28/10)
	.750	(3-4)	TURNER, Ralston vs Central Michigan (12/11/10)
	.667	(4-6)	STRINGER, Andre at South Alabama (11/28/10)
	.667	(4-6)	STRINGER, Andre vs Centenary (11/24/10)
	.500	(4-8)	STRINGER, Andre vs Coastal Carolina (12/13/10)
	.500	(3-6)	TURNER, Ralston vs Northwestern State (11/12/10)
Free Throws Made	11		STRINGER, Andre vs Houston (11/30/10)
	8		TURNER, Ralston vs McNeese State (12/16/10)
	8		STRINGER, Andre vs Memphis (11/21/10)
	8		STRINGER, Andre vs Tennessee-Martin (11/18/10)
	7		STRINGER, Andre vs Northwestern State (11/12/10)
	7		DOTSON, Aaron vs Northwestern State (11/12/10)
Free Throw Att.	12		STRINGER, Andre vs Houston (11/30/10)
	11		STRINGER, Andre vs Memphis (11/21/10)
	11		WHITE, Malcolm vs Northwestern State (11/12/10)

	10		TURNER, Ralston vs McNeese State (12/16/10)
	10		WHITE, Malcolm vs McNeese State (12/16/10)
	10		STRINGER, Andre vs Northwestern State (11/12/10)
FT Pct (min 5 made)	1.000	(6-6)	STRINGER, Andre vs Central Michigan (12/11/10)
	1.000	(5-5)	DOTSON, Aaron vs McNeese State (12/16/10)
	.917	(11-12)	STRINGER, Andre vs Houston (11/30/10)
	.889	(8-9)	STRINGER, Andre vs Tennessee-Martin (11/18/10)
	.875	(7-8)	DOTSON, Aaron vs Northwestern State (11/12/10)
Rebounds	15		WHITE, Malcolm vs Tennessee-Martin (11/18/10)
	14		WARREN, Storm vs Nicholls State (11/16/10)
	11		WARREN, Storm vs Houston (11/30/10)
	11		WARREN, Storm vs Tennessee-Martin (11/18/10)
	9		WHITE, Malcolm vs McNeese State (12/16/10)
	9		GREEN, Garrett vs Centenary (11/24/10)
Assists	5		STRINGER, Andre vs McNeese State (12/16/10)
	5		STRINGER, Andre vs Coastal Carolina (12/13/10)
	5		TURNER, Ralston vs Houston (11/30/10)
	5		BASS, Chris vs Tennessee-Martin (11/18/10)
	5		STRINGER, Andre vs Northwestern State (11/12/10)
Steals	5		BASS, Chris vs Northwestern State (11/12/10)
	3		STRINGER, Andre vs Houston (11/30/10)
	3		WARREN, Storm vs Houston (11/30/10)
	3		GREEN, Garrett vs Centenary (11/24/10)
	3		STRINGER, Andre vs Tennessee-Martin (11/18/10)
	3		WARREN, Storm vs Nicholls State (11/16/10)
	3		LUDWIG, Eddie vs Northwestern State (11/12/10)
Blocked Shots	4		WARREN, Storm vs Houston (11/30/10)
	3		WHITE, Malcolm vs McNeese State (12/16/10)
	3		WARREN, Storm vs Centenary (11/24/10)
	3		WHITE, Malcolm vs Tennessee-Martin (11/18/10)
	3		WHITE, Malcolm vs Northwestern State (11/12/10)
Turnovers	6		STRINGER, Andre vs Central Michigan (12/11/10)
	6		TURNER, Ralston vs Houston (11/30/10)
	6		STRINGER, Andre vs Northwestern State (11/12/10)
	5		DOTSON, Aaron vs Coastal Carolina (12/13/10)
	5		BASS, Chris vs Northwestern State (11/12/10)
Fouls	5		TURNER, Ralston at South Alabama (11/28/10)
	5		DOTSON, Aaron at South Alabama (11/28/10)
	5		GREEN, Garrett vs Memphis (11/21/10)
	5		WARREN, Storm vs Memphis (11/21/10)
	5		WHITE, Malcolm vs Memphis (11/21/10)
	5		LUDWIG, Eddie vs Northwestern State (11/12/10)

Game 9 - Coastal Carolina 78, LSU 69 (ot)

12/13/10 7 p.m. at Maravich Center (Baton Rouge, LA)

COASTAL	FG-A	3FG-A	FT-A	REB	PF	TP	A	TO	BLK	S	MIN
MCLAURIN, Sam f	1-2	0-0	0-0	7	4	2	1	3	0	2	20
GRAY, Chad f	7-12	4-5	4-6	7	1	22	0	4	2	1	37
NIEMAN, Danny g	1-5	0-1	6-6	4	2	8	4	1	0	1	37
HOLLOWAY, D. g	8-17	0-3	2-2	7	3	18	0	5	0	2	39
GREENWOOD, K. g	1-3	0-1	1-4	2	0	3	1	1	0	0	19
CRAWFORD, Brandon	1-2	0-0	0-0	2	3	2	0	1	1	0	15
RAFFA, Anthony	2-6	1-4	4-4	2	3	9	1	0	0	2	34
HOLMES, Mike	6-13	0-0	2-4	10	2	14	0	1	2	0	24
Team				4							
Totals	27-60	5-14	19-26	45	18	76	7	16	5	8	225

FG% 1st Half	12-29	41.4%	2nd half:	11-25	44.0%	OT:	4-6	66.7%	Game:	45.0%	DB
3FG% 1st Half	1-4	25.0%	2nd half:	2-7	28.6%	OT:	2-3	66.7	Game:	35.7%	Reb
FT% 1st Half	5-10	50.0%	2nd half:	10-12	83.3%	OT:	4-4	100.0	Game:	73.1%	3

LSU	FG-A	3FG-A	FT-A	REB	PF	TP	A	TO	BLK	S	MIN
WHITE, Malcolm f	2-3	0-0	1-4	3	4	5	0	1	0	0	19
WARREN, Storm f	4-6	0-0	0-0	5	3	8	0	3	0	1	22
STRINGER, Andre g	6-15	4-8	0-0	2	3	16	5	2	0	2	33
TURNER, Ralston g	5-16	1-9	4-4	6	4	15	1	3	0	1	35
DOTSON, Aaron g	2-8	1-3	4-6	5	2	9	3	5	1	0	37
GREEN, Garrett	4-6	0-0	1-3	4	1	9	0	0	2	0	20
BASS, Chris	2-2	0-0	0-0	0	2	4	1	1	0	0	14
LUDWIG, Eddie	0-0	0-0	0-0	1	0	0	0	0	0	1	11
COURTNEY, Jalen	0-0	0-0	0-0	0	0	0	0	0	0	0	1
HARRIS, Dennis	0-2	0-0	0-0	3	2	0	0	1	1	0	15
DERENBECKER, Matt	1-6	1-2	0-0	1	2	3	3	0	0	0	18
Team				5							
Totals	26-64	7-22	10-17	35	23	69	13	16	4	5	225

FG% 1st Half	14-25	56.0%	2nd half:	10-31	32.3%	OT:	2-8	25.0%	Game:	40.6%	DB
3FG% 1st Half	2-6	33.3%	2nd half:	4-11	36.4%	OT:	1-5	20.0%	Game:	31.8%	Reb
FT% 1st Half	5-7	71.4%	2nd half:	5-8	62.5%	OT:	0-2	0.0%	Game:	58.8%	2

Officials: Tony Greene, Anthony Jordan, Mike Nanc
 Technical Fouls: Coastal -- None. LSU -- None.
 Attendance: 6425

Coastal Carolina 30-34-14 -- 78
 LSU 35-29-5 -- 69

--

Game 10 - LSU 78, McNeese 66 (ot)

12/16/10 7 p.m. at Maravich Center (Baton Rouge, LA)

MCNEESE	FG-A	3FG-A	FT-A	REB	PF	TP	A	TO	BLK	S	MIN
RICHARD, Patrick f	3-9	0-2	0-0	5	3	6	0	1	0	1	28
ALAWOYA, P. J. f	4-6	0-0	2-4	11	2	10	0	2	0	3	36
RICHARD, Daniel f	0-2	0-0	0-0	1	3	0	1	2	0	1	14
KAPELAN, Diego g	1-13	1-10	5-6	2	3	8	2	0	0	0	27
COLLINS, Curry g	6-10	2-3	1-2	3	0	15	2	0	0	1	43
MITCHELL, Jeremie	0-1	0-1	0-0	0	0	0	0	1	0	0	4
CANNON, Dontae	0-1	0-0	0-0	0	2	0	0	1	0	0	2
REGIS, Brandon	1-1	0-0	0-0	0	1	2	0	0	0	0	0+
MARTIN, Stephan	5-11	2-6	2-2	4	1	14	3	3	0	3	30
KONATE, Mari	3-4	1-1	0-0	2	1	7	0	0	0	1	14
DAVID, Preston	2-7	0-0	0-1	8	4	4	1	2	6	1	27
QUEEN, Tyson	0-0	0-0	0-0	0	0	0	0	0	0	0	0+
Team				3							
Totals	25-65	6-23	10-15	39	20	66	9	12	6	11	225

FG% 1st Half	12-27	44.4%	2nd half:	10-27	37.0%	OT:	3-11	27.3%	Game:	38.5%	DB
3FG% 1st Half	2-9	22.2%	2nd half:	4-9	44.4%	OT:	0-5	0.0%	Game:	26.1%	Reb
FT% 1st Half	2-2	100.0%	2nd half:	8-13	61.5%	OT:	0-0	0.0%	Game:	66.7%	3, 1

LSU	FG-A	3FG-A	FT-A	REB	PF	TP	A	TO	BLK	S	MIN
WHITE, Malcolm f	4-5	0-0	5-10	9	3	13	0	2	3	1	40
WARREN, Storm f	8-12	0-0	1-2	6	2	17	1	2	1	1	35
STRINGER, Andre g	5-12	2-5	3-4	6	3	15	5	4	2	0	38
TURNER, Ralston g	6-15	3-10	8-10	2	3	23	3	3	0	1	41
DOTSON, Aaron g	1-7	0-3	5-5	3	2	7	3	1	1	0	31
GREEN, Garrett	1-4	1-1	0-0	3	2	3	1	0	0	0	14
BASS, Chris	0-1	0-0	0-0	3	0	0	2	1	0	0	11
LUDWIG, Eddie	0-0	0-0	0-0	0	0	0	0	0	0	0	2
DERENBECKER, Matt	0-1	0-1	0-0	1	1	0	1	0	0	0	13
Team				7							
Totals	25-57	6-20	22-31	40	16	78	16	13	7	3	225

FG% 1st Half	10-29	34.5%	2nd half:	10-22	45.5%	OT:	5-6	83.3%	Game:	43.9%	DB
3FG% 1st Half	4-11	36.4%	2nd half:	1-8	12.5%	OT:	1-1	100.0%	Game:	30.0%	Reb
FT% 1st Half	5-8	62.5%	2nd half:	10-14	71.4%	OT:	7-9	77.8%	Game:	71.0%	3

Officials: Mike Stuart, Mike Kitts, Les Jones
 Technical Fouls: McNeese -- None. LSU -- None.
 Attendance: 6445

McNeese State 28-32--6 -- 66
 LSU 29-31-18 -- 78