

# 8

## Central Michigan Univ.

December 11, 2010 \* 7 p.m. \* CST  
Baton Rouge, La. \* Pete Maravich Assembly Center

### LSU (5-2)

#### November

Fri. 12	NORTHWESTERN STATE	<b>W, 87-78</b>
Tues. 16	NICHOLLS STATE	L, 53-62
Thurs. 18	TENN-MARTIN (CST)	<b>W, 79-56</b>
Sun. 21	Memphis (at Tupelo, Miss.)(CBSCS)	L, 60-71
Wed. 24	CENTENARY	<b>W, 78-36</b>
Sun. 28	at South Alabama (CSS)	<b>W, 80-65</b>
Tues. 30	HOUSTON	<b>W, 73-57</b>

#### December

Sat. 11	CENTRAL MICHIGAN (CST)	7 p.m.
Mon. 13	COASTAL CAROLINA	7 p.m.
Thurs. 16	MCNEESE (CST)	7 p.m.
Sat. 18	WICHITA STATE (at Shreveport)	7 p.m.
Wed. 22	NORTH TEXAS (CST)	7 p.m.
Mon. 27	SOUTHERN (CST)	6 p.m.
Wed. 29	at Rice (CBSCS)	7 p.m.

#### January

Sun 2	at Virginia (FSN)	4:30 p.m.
Sat. 8	*at Auburn (FSN)	5 p.m.
Wed. 12	*ARKANSAS (SEC Network)	7 p.m.
Sat. 15	*at Kentucky (SEC Network)	3 p.m.
Sat. 22	*OLE MISS (SEC Network)	12:30 p.m.
Wed. 26	*at Tennessee (SEC Network)	7 p.m.
Sat. 29	*at Alabama (FSN)	7 p.m.

#### February

Wed. 2	*SOUTH CAROLINA (SEC Network)	7 p.m.
Sat. 5	*MISSISSIPPI STATE (SEC Network)	3 p.m.
Wed. 9	*at Ole Miss (CSS/CST)	8 p.m.
Sat. 12	*at Arkansas (SEC Network)	7 p.m.
Thurs. 17	*ALABAMA (ESPN/ESPN2)	8 p.m.
Sun. 20	*FLORIDA (ESPN/ESPN2)	Noon
Wed. 23	*at Mississippi State (CSS/CST)	8 p.m.
Sat. 26	*VANDERBILT (SEC Network)	12:30 p.m.

#### March

Wed. 2	*at Georgia (SEC Network)	7 p.m.
Sat. 5	*AUBURN (FSN)	6 p.m.
March 10-13 SEC Tournament (Atlanta, Ga.)		

### On the Air

#### Radio • LSU Sports Radio Network

Jim Hawthorne, play-by-play  
Kevin Ford, host/analyst  
Ricky Blanton, analyst

#### Television • CST

Lyn Rollins, play-by-play  
Collis Temple III, analyst



### PROJECTED LSU LINEUP (BASED ON LAST GAME)

#### PG 10 Andre Stringer (5-9, Fr., Jackson, Miss.) 16.1 ppg, 2.3 rpg, 3.0 apg

Stringer was named MVP of Coors Classic at South Alabama (11/28), hitting four treys and 21 points ... Second game at 21, also NW State, 11/12 ... Has started last five games at the point ... Long-range shooter has hit 17 treys in first seven games ... Led the team in scoring first six games, but double figures all seven ... 11-12 at line vs. Houston (11/30).

#### G 22 Ralston Turner (6-6, Fr., Muscle Shoals, Ala.) 12.6 ppg, 2.4 rpg, 1.6 apg

Turner led the Tigers in scoring vs. Houston (11/30) with 15 points ... Also 5 assists ... Made debut good one, hitting 6-of-12 from field, with 3 treys (21 points) NW St. (11/12) win ... Five games in double figures ... 13-of-32 from the arc (40.6%).

#### G 45 Aaron Dotson (6-4, So., Seattle Wash.) 11.1 ppg, 3.1 rpg, 2.4 apg

Dotson, now another season removed from his senior year HS knee injury, continues to impress with 15 points at South Alabama (11/28), including four treys ... 2-2 from arc vs. Houston (11/30) to stand at 10-of-14 from three line (71.4%)

#### F 24 Storm Warren (6-7, Jr., Monroe, La.) 6.9 ppg, 7.4 rpg, 1.6 bpg

Had one of the bigger rebound games of his career against Nicholls (11/16) with 14 boards ... Had his second double double, 11th of career, vs. Houston (11/30) with 12 points and 11 rebounds ... Also had four blocks .... Has started 38 consecutive games for LSU ... Averaging 22.9 minutes per game.

#### F 5 Malcolm White (6-9, Jr., Baton Rouge, La.) 8.3 ppg, 5.4 rpg

White played his first game in over a year against NW St. (11/12) after transferring from Ole Miss ... Had three blocks and was in double figures (12) ... Had first college double double with 12 points 15 rebounds vs. UTM (11/18) ... 9 offensive rebounds in the contest.

### STORYLINES

- For second straight game, the Tigers hit 50 percent from the field against Houston (26-52) on Nov. 30 ... It followed LSU's 53.2 performance at South Alabama (11/28) ... LSU is 3-0 this year, 10-0 in the Trent Johnson era when shooting 50 percent or more from the field.

- In the last three games, LSU is 80-of-160 from the field, compared to 44.1 percent in the first four games.

- Five players have made at least 21 field goals this season.

- The win at South Alabama was the Tigers first at an opponent's home course since a win over Kentucky on Feb. 28, 2009 ... LSU had lost 10 straight games on the opponents home court prior to the USA game.

- Andre Stringer was the MVP of the Coors Classic game in Mobile as he equaled his season high of 21, again hitting four treys ... Stringer didn't lead the team in scoring for the first time against Houston (11/30), but he did continue his double figure scoring streak at 7 with 13 points.

- Tigers have scored 70 points or more in all five of the wins this year and in the Trent Johnson era, LSU is 32-4 when scoring 70 points or more.

- This is the start of five games in 12 days for LSU before Christmas and there are eight more games before conference play begins ... LSU and Central Michigan will meet for the first time.

- This will be the second of five non-conference games televised regionally by Cox Sports TV (CST), the official network of LSU and the N.O. Hornets.

### BREAKDOWN

#### LSU

<b>Record</b>	5-2
<b>Ranking</b>	N/A
<b>Last Game</b>	November 30 in Baton Rouge defeated Houston, 73-57
<b>Head Coach</b>	Trent Johnson
<b>Career Record</b>	202-151/12th season
<b>LSU Record</b>	43-30/3rd season
<b>vs. CM:</b>	First meeting

#### Central Michigan University

<b>Record</b>	2-5
<b>Ranking</b>	N/A
<b>Last Game</b>	December 5 in Chicago, Ill. lost to DePaul, 71-62
<b>Head Coach</b>	Ernie Zeigler
<b>Career Record</b>	56-74/5 years
<b>CMU Record</b>	56-74/5 years
<b>vs. LSU</b>	First meeting

# Upcoming LSU Basketball Media Calendar

## 13

### MONDAY

Game No. 9  
Coastal Carolina at LSU,  
7 p.m. (Maravich Center),  
No TV. Radio: LSU Sports  
Radio Network (100.7  
FM in Baton Rouge). Live  
audio and video online  
LSUsports.net/live

## 14

### TUESDAY

The Trent Johnson Radio  
Show, 7 p.m. TJ Ribs  
on Acadian (LSU Sports  
Radio Network)

## 15

### WEDNESDAY

**Media Session**  
2 p.m. - Media Room,  
LSU Practice Facility

#### Practice

3 p.m. -- Practice Facility  
or Main PMAC Floor

## 9

### THURSDAY

**Media Session**  
4:30 p.m. - Media Room,  
LSU Practice Facility

#### Practice

5:30 p.m. -- Practice  
Facility or Main PMAC  
Floor

## 10

### FRIDAY

**Practice**  
6 p.m. -- Practice Facility  
or Main PMAC Floor

## 11

### SATURDAY

Game No. 8  
Central Michigan at LSU,  
7 p.m. (Maravich Center),  
TV: CST. Radio: LSU  
Sports Radio Network  
(100.7 FM in Baton  
Rouge).

## 12

### SUNDAY

## LSU Media Services

### Media Availability

Coach Trent Johnson is available in his office for early morning appointments and phone interviews. Please contact Basketball SID Kent Lowe (225-578-1864, clowe@lsu.edu) at least 24 hours in advance.

### SEC Teleconference

The 12 SEC coaches are featured on a teleconference each Monday, January through March through the conference season. The conference starts at 10 a.m. (CST). Coach Johnson is on at 10:28 a.m. CST. To access the media only number contact Kent Lowe or the SEC Media Relations Office (205-458-3010).

### Media Sessions

Coach Johnson meets with the media two days prior to games, before practice at a time to be announced, in the practice facility meeting room. Some travel and scheduling issues may change the time and day so media should contact the Sports Information Office to confirm start time.

### The Trent Johnson Show

Presented by Capital One Bank

The weekly call-in show takes place Mondays at 7 p.m. from T.J. Ribs on Acadian Thruway ... The show airs in Baton Rouge on local flagship New Country 100.7 FM The Tiger, on the Internet at [www.LSUsports.net](http://www.LSUsports.net) and on many LSU Sports Radio Network affiliates.

### Inside LSU Basketball

Coach Johnson's weekly TV show is on a state-wide network ... WBRZ-TV, Channel 2, airs the show at 10:35 p.m. Sundays beginning on Dec. 19. Television affiliates for the show are listed online at [LSUsports.net/tvaffiliates](http://LSUsports.net/tvaffiliates)

### Player Media Sessions

The players will be available at the media sessions that are normally conducted two days prior to the game. Please let Kent Lowe (225-578-1864, clowe@lsu.edu) know which players you would like to have at the media session at least 24 hours in advance.

### Post Game

Coach Johnson will be in the media room of the practice facility after the game and the NCAA cooling off period ... Requested players will be brought to the practice facility media room as well. ... THE LSU DRESSING ROOM IS CLOSED ... To reach the media room, take the Northwest Corridor portal (where the LSU team enters the floor) ... When reaching the multi-purpose room and the glass doors, turn right ... Before reaching the steps, turn left and then take a right down the first hallway to the double wood doors and enter the media room. LSU marshalls will help direct you to the area ... The visiting coach has an interview area (where the pre-game meal is served) that he can use for his post-game media obligations if he wishes.

### WHO TO CONTACT

#### Sports Information Office

(225) 578-8226

**Michael Bonnette** - [mbonnet@lsu.edu](mailto:mbonnet@lsu.edu)

Assoc. AD/Sports Information Director

**C. Kent Lowe** - [clowe@lsu.edu](mailto:clowe@lsu.edu)

Sr. Assoc. Sports Information Director (Basketball Contact)

**Jake Terry** - [jterry9@lsu.edu](mailto:jterry9@lsu.edu)

Associate Sports Information Director (Social Media)

#### LSU Television

Kevin Wagner - [jwagne2@lsu.edu](mailto:jwagne2@lsu.edu)

#### LSU Radio

Jim Hawthorne - [lsuradio@lsu.edu](mailto:lsuradio@lsu.edu)

#### LSU Sports Information Mailing Address

P.O. Box 25095, Baton Rouge, LA 70894

### ON THE INTERNET

#### [www.LSUsports.net/media](http://www.LSUsports.net/media)

The Official Website of LSU Athletics is home to all the basketball information you need. Schedules, results, rosters, bios, statistics and game notes can be found and are always up to date.

#### <http://media.lsusports.net>

Media can access images for all LSU athletic teams, including action shots, heads shots, logos, etc. To gain access to the high-resolution pictures, email Michael Bonnette. You will be assigned a login and password that will enable you to retrieve pictures. This service is for the media use only.

#### [LSUsports.net/media](http://LSUsports.net/media)

Request credentials online, go to the men's basketball link.



### LSU Basketball on Twitter & Facebook

[facebook.com/lsubasketball](http://facebook.com/lsubasketball)

[twitter.com/lsubasketball](http://twitter.com/lsubasketball)

[twitter.com/lసుcoachjohnson](http://twitter.com/lసుcoachjohnson)

[twitter.com/lసుmediaalerts](http://twitter.com/lసుmediaalerts)

[LSUsports.net/connect](http://LSUsports.net/connect)

# Trent Johnson

Head Coach • 3rd year at LSU (12th year as head coach)

Trent Johnson believes the LSU basketball program is moving forward.

With an outstanding recruiting class of student-athletes that fit the LSU program, Johnson is anxious to see this group "be a team" in 2010-11.

As Johnson, the 20th head men's basketball coach at LSU enters his third season, he seeks to build on more than a decade of excellence at LSU, Stanford and Nevada. Having earned Conference Coach of the Year in all three leagues (WAC, Pac-10 and SEC), Johnson and his staff continue toward maintaining LSU basketball as one of the premier programs in the country.

In his first season at LSU, Johnson led the Tigers to 27 wins, tied for the third most wins in a season in LSU history, and won the SEC regular season championships with a record of 13-3. LSU returned to the NCAA Tournament for the first time since 2006, advancing to the second round before falling, 84-70, to North Carolina. In the opening round, LSU defeated nationally-ranked Butler.

Coach Johnson, who eats, sleeps and drinks college basketball year round, believes in both development on the court and also personal, social and academic development. As players grasp his vision for success, they have the opportunity to embrace playing in a face-paced system, executing in the half court and defending and rebounding at a high level.

Johnson has a record of success that continues here at LSU. His team will have to blend together and learn from a coach that is a fierce competitor who exudes and demands toughness.

His devotion to the team, his protective beliefs toward his players and his loyalty to his former players is evidenced by the fact that three of his former players are now members of the LSU basketball staff. Johnson is a program builder and he has re-established the base of the LSU program by visiting with former players and coaches to bring together the past, present and the future of the program.

Johnson also is charged with the development of athletes both on and off the court. Off the court, he is working hard to make sure student-athletes understand the "student" part of their days at LSU. At all three spots in his head coach-

ing career, he has developed not just successful athletes and winning basketball teams, but young men who are having success in life.

In his head coaching career, he has taken teams in seven of the last eight seasons to post-season play, including five NCAA appearances. In addition, Johnson has seen six of his former assistant coaches become head coaches at successful programs.

Johnson has been rewarded as the consensus SEC Coach of the Year and was a finalist for four national coach of the year honors as he became the first LSU men's basketball coach to win the league title and take the team to post-season play in his first year at the school.

Under Johnson's watch, he has already coached an SEC POY in Marvus Thornton who now plays for the NO Hornets, Garrett Temple who is in his second year in the NBA with the San Antonio Spurs and Tasmir Mitchell, who finished his career as the third all-time leading scorer and sixth all-time rebounder in school history.

Thornton, Temple and Mitchell represent Johnson's ability to teach and mold a well-rounded basketball player into having both a good offensive and defensive presence that can benefit the team and provide a chance to play at the next level.

Johnson has always been a big believer in special causes and joined former LSU basketball coach Dale Brown and star center Shaquille O'Neal in cutting series of commercials that aired nationally for the "Be A Match" organization in support of bone marrow donors.

This past June, Johnson was part of a 10-day trip to Africa as part of the TRIAD trust program that was established to stop the transmission of HIV through culturally relevant, locally sustainable health and life skills education-based programs in communities affected by HIV/AIDS.

He also is a member of the Board of Directors of the National Association of Basketball Coaches and has served on the NABC Special Committee on Recruiting and Access.

Johnson, who was born in Berkeley, Calif., and call Seattle, Wash., his home, is married to Jackie and they have two children: a daughter, Tinishia, 27, and a son, Terry, 24.



## The Johnson File

**NAME:** Trent Johnson  
**BIRTH DATE:** September 12, 1956  
**AGE:** 54  
**BIRTHPLACE:** Berkeley, Calif.  
**HOMETOWN:** Seattle, Wash.  
**WIFE:** Jackie  
**CHILDREN:** Tinishia (27), Terry (24)  
**COLLEGE:** BS, Boise State University, 1986

## PLAYING EXPERIENCE

**Boise State University (Boise, Idaho)**  
 Finished in the top 10 in career scoring and rebounding at the school ... In 1976, team advanced to NCAA Tournament after winning the Big Sky Tournament ... In his junior year, named the Most Improved Player and in his final season was named All-Big Sky.

## COACHING EXPERIENCE

**1986-89** - Assistant Coach, Utah  
**1989-92** - Assistant Coach, University of Washington  
**1992-96** - Assistant Coach, Rice.  
**1996-99** - Assistant Coach, Stanford  
**1999-04** - Head Coach, University of Nevada ... Compiled a 79-74 overall record ... 2003 team went to NIT, 2004 team won WAC Tourney and advanced to the NCAA Sweet 16.  
**2004-08** - Head Coach, Stanford ... Four year record of 80-47 ... Team advanced to post-season play each of his four years, 2008 team won 28 games and advanced to the NCAA Sweet 16.  
**April 10, 2008** -- Named the 20th Head Basketball Coach at LSU.  
**2008-09** -- LSU wins the SEC title with 13-3 record, finishes 27-8 and advances to the second round of NCAA Tournament to push mark to seven straight years of coaching teams to post-season play.  
**Nov. 24, 2010** -- Won his 200th game as a collegiate head coach (78-36, vs. Centenary).

## LEAGUE COACH OF THE YEAR HONORS

**2003** -- Western Athletic Conference  
**2008** -- Pac-10  
**2009** -- Southeastern Conference

## The Trent Johnson Record

YEAR	SCHOOL	/---OVERALL---/		/---CONF.---/		FINISH
		W-L	PCT.	W-L	PCT.	
1999-00	Nevada	9-20	.310	6-10	.375	3rd-Big West
2000-01	Nevada	10-18	.357	3-13	.187	9th-WAC
2001-02	Nevada	17-13	.567	9-9	.500	5th-WAC
2002-03	Nevada	18-14	.562	11-7	.611	4th-WAC NIT First Round
2003-04	Nevada	25-9	.735	13-5	.722	1st WAC/Tourney Champ; NCAA Sweet 16
2004-05	Stanford	18-13	.581	11-7	.611	4th-Pac 10/NCAA First Round
2005-06	Stanford	16-14	.533	11-7	.611	5th-Pac 10/NIT Second Round
2006-07	Stanford	18-13	.581	10-8	.555	6th-Pac 10/NCAA First Round
2007-08	Stanford	28-7	.800	13-5	.722	2nd-Pac10/NCAA Sweet 16
<b>2008-09</b>	<b>LSU</b>	<b>27-8</b>	<b>.771</b>	<b>13-3</b>	<b>.812</b>	<b>1st-West, SEC Champs, NCAA 2nd rd.</b>
<b>2009-10</b>	<b>LSU</b>	<b>11-20</b>	<b>.354</b>	<b>2-14</b>	<b>.125</b>	<b>6th-West</b>
<b>2010-11</b>	<b>LSU</b>	<b>5-2</b>	<b>.714</b>			
<b>Totals</b>	<b>12 Years</b>	<b>202-151</b>	<b>.572</b>	<b>102-88</b>	<b>.536</b>	<b>7 tournaments, 2 NCAA Sweet 16</b>
<b>Nevada</b>	<b>5 Years</b>	<b>79-74</b>	<b>.516</b>	<b>42-44</b>	<b>.488</b>	<b>1 WAC title, 1 NCAA Sweet 16</b>
<b>Stanford</b>	<b>4 Years</b>	<b>80-47</b>	<b>.630</b>	<b>45-27</b>	<b>.625</b>	<b>4 tournaments, 1 NCAA Sweet 16</b>
<b>LSU</b>	<b>3 Years</b>	<b>43-30</b>	<b>.589</b>	<b>15-17</b>	<b>.469</b>	<b>1 SEC Title, 1 NCAA 2nd Rd.</b>

## CAREER SPECIALTY NUMBERS

### CAREER DOUBLE-FIGURE GAMES

Storm Warren 23  
 Aaron Dotson 7  
 Andre Stringer 7  
 Dennis Harris 5  
 Ralston Turner 5  
 Malcolm White 3  
 Matt Derenbecker 1

### CAREER DOUBLE-FIGURE REBOUNDS

Storm Warren 12

### CAREER DOUBLE-DOUBLES

Storm Warren 11  
 Malcolm White 1

### CAREER THREE-POINTERS

Aaron Dotson 18  
 Andre Stringer 17  
 Ralston Turner 13  
 Chris Bass 10  
 Daron Populist 7  
 Matt Derenbecker 6  
 Dennis Harris 5  
 Garrett Green 3

### CAREER ASSISTS

Chris Bass 156  
 Aaron Dotson 46  
 Eddie Ludwig 28  
 Storm Warren 23  
 Andre Stringer 21  
 Daron Populist 14  
 Dennis Harris 14  
 Garrett Green 13  
 Ralston Turner 11  
 Matt Derenbecker 4  
 Malcolm White 2

### CAREER BLOCKS

Storm Warren 70  
 Garrett Green 16  
 Aaron Dotson 16  
 Dennis Harris 14  
 Malcolm White 9  
 Chris Bass 7  
 Eddie Ludwig 3  
 Ralston Turner 1  
 Malcolm Derenbecker 1  
 Andre Stinger 1

### CAREER STEALS

Storm Warren 58  
 Chris Bass 34  
 Eddie Ludwig 21  
 Garrett Green 20  
 Aaron Dotson 16  
 Andre Stringer 10  
 Dennis Harris 8  
 Ralston Turner 4  
 Daron Populist 1  
 Matt Derenbecker 1  
 Malcolm White 1

## 2010-11 LSU Men's Basketball Roster

NO.	NAME	CL.	POS.	HT.	WT.	EXP.	HOMETOWN/LAST SCHOOL
3	Garrett Green	Jr.	F	6-11	230	2VL	Woodland Hills, Calif/Taft HS
4	Chris Bass	Jr.	G	6-1	185	2VL	Baton Rouge, La./Lee Academy (Ma.)
5	Malcolm White	Jr.	F	6-9	225	RS	Baton Rouge, La./Ole Miss
10	Andre Stringer	Fr.	G	5-9	170	HS	Jackson, Miss./Forest Hill HS
13	Eddie Ludwig	So.	F	6-9	215	1L	Metairie, La./Metairie Park Country Day
14	Jalen Courtney	Fr.	F	6-8	210	HS	Jackson, Miss./Provine HS
15	Dennis Harris	So.	F	6-11	190	1L	Jonesboro, Ga./Mundy's Mill HS
21	Matt Derenbecker	Fr.	F	6-7	185	HS	Metairie, La./Metairie Park Country Day
22	Ralston Turner	Fr.	G	6-6	193	HS	Muscle Shoals, Ala./Muscle Shoals HS
24	Storm Warren	Jr.	F	6-7	230	2L	Monroe, La./Richwood HS
25	Daron Populist	So.	G	5-10	170	1L	Slidell, La./Salmen HS
41**	Justin Hamilton	Jr.	C	6-11	260	TR	Alpine, Utah/Iowa State
45	Aaron Dotson	So.	G	6-4	205	1L	Seattle, Wash./Rainier Beach HS
55**	Andrew Del Piero	So.	C	7-2	286	RS	Austin, Texas/Westlake HS

\*\*redshirt in 2010-11 after transferring from Iowa State

\*\*redshirt in 2010-11

**Head Coach:** Trent Johnson (Boise State, '86), 3rd year at LSU

**Assistant Coach:** Donny Guerinoni (Nevada, '01), 3rd year at LSU

**Assistant Coach:** Lynn Nance (Washington, '65), 1st year at LSU

**Assistant Coach:** Brent Scott (Rice, '03), 3rd year at LSU

**Director of Basketball Operations:** Nick Robinson (Stanford, '05), 2nd year at LSU

**Executive Asst. to Head Coach:** Brittany Carvalho (Oklahoma State, '05) 1st year LSU men, 3rd year at LSU

### A High School Correction

We must make note that there is a mistake in the written media guide publications on the high school of LSU's Andre Stringer ... He is actually from Forest HILL High School in Jackson, Miss., not Forest Park as appears in the guide ... He is one of two players from Jackson as Jalen Courtney came to LSU from Provine High.

### Transactions

Center Andrew Del Piero was redshirted prior to the beginning of the season ... Dennis Harris sprained his left ankle the week of the season opener ... Missed the first seven games ... Return to play undetermined.

### The Numbers Game

Here are some of the important numbers with the LSU basketball program:

**103** - This is the 103rd season of basketball at LSU.

**32-4** - LSU record in Trent Johnson era when scoring at least 70 points.

**1** -- One loss in Trent Johnson era when LSU scores at least 80 points (Aub, 1/20)

**11** -- Number of career double doubles by Storm Warren (two this season)

**1999** -- Last time a freshman scored at least 21 points in a season opener for LSU (Ralston Turner and Andre Stringer -- 2010-11; Ronald Dupree vs. Grambling in opening game of 1999-00 season.)

**10-0** -- Record when LSU shoots 50 percent or better in the Trent Johnson era (3-0 this year)

**7** -- Number of times LSU has won when outrebounded in Trent Johnson era (7-18 record)

**34-11** -- Record when LSU out rebounds opponent, but two losses this year (Nicholls, Memphis).

**39-5** -- Record when LSU out shoot opponents.

**140** -- Number of LSU wins in program history (1,400 came 11/24 vs. Centenary)

**6** -- Number of SEC titles LSU has won since 1980 (second most in SEC)

**3** - Number of SEC Championships won or shared since 2000 (2000, 2006, 2009)

**10** -- Number of SEC championships LSU has won, second most in league.

### Last Game - LSU 73, Houston 57 (Nov. 30 -- Baton Rouge, La. )

The Tigers used a 56 percent shooting percentage to open up a 10-point halftime lead and made it three straight victories with the win over Houston ... Andre Stringer had his seventh consecutive double figure scoring game but did not lead the team in scoring for the first time this season ... Stringer had 13 points, but a freshman still led the scoring with Ralston Turner getting 15 to lead LSU and Storm Warren had 12 points and 11 rebounds ... For Warren it was his second double double of the season and his 11th of his

career ... Turner also had five assists in the game ... Warren had four blocks.

The Tigers shot 50 percent for the game (26-of-52), out rebounded the Cougars, 35-32, and scored 20 points off their 19 turnovers ... It was the second straight game that LSU shot 50 percent from the field.

### Numbers From the Game

LSU has averaged 14 assists over the last four games but turnovers were up against the Cougars with 17 after averaging just 12 a game the previous three games ... In the last three games, LSU has had 45 assists to 80 baskets ... The Tigers have now out rebounded the last six opponents this season, 45 total in the Trent Johnson era (34-11 record).

### Start of A Busy 12 Days

The game with Central Michigan begins a busy 12-day stretch in which they will play five games leading into a three-day Christmas break ... Following Saturday's game, the Tigers will host Coastal Carolina on Monday (Dec. 13) and then McNeese on Thursday (Dec.16) before going to Bossier City on Dec. 18 to meet Wichita State in a "neutral court" home game for LSU ... The sequence of games concludes on Dec. 22 when LSU hosts North Texas ... After that the team will have three days off for Christmas before practicing on Dec. 26 before a Dec. 27 home game with cross-town rival Southern.

That game, with an early start time of 6 p.m., begins a three-game in seven day stretch that will conclude non-conference play prior to the start of league play on Jan. 8 at Auburn.

### About Central Michigan, The Series

This is the first meeting between Central Michigan and LSU and just the second time LSU will play a team from the current Mid-American Conference lineup ... LSU lost to Ball State in the second round of the NIT in March 2002 ... Central Michigan is 2-5 on the year with wins in the season opener at the Rainbow Classic, 70-67, over Cal State Fullerton and a 62-52 win at the University of Illinois-Chicago on Nov. 24 ... They come into the game off a Dec. 5, 71-62, loss at DePaul ... Jalin Thomas led CMU with 19 points, while Amir Rashid had 16 and Trey Ziegler 10 ... In the game, Central Michigan had a 36-24 halftime lead before DePaul came back to score 47 second-half points to rally for the win ... Central Michigan shot 43.6 percent from the floor (24-55) and out rebounded DePaul, 41-26. The Chippewas had 28 turnovers and DePaul was 23-38 at the free throw line.

Thomas leads CMU in scoring average at 16.4 points per game, with Zeigler also in double figures at 15.6 points a contest.

Ernie Ziegler is the head coach at Central Michigan, in his fifth season with a 56-74 record ... His team has won back-to-back Western Division MAC titles ... He previously served as head coach of the Team Detroit AAU team, the Henan Wildcats in China and the Al-Halil Club in Saudi Arabia before stints as assistant coach at Kansas State, Bowling Green, Pittsburgh and UCLA.

### Season 40 At The PMAC

It was the 1971-72 season that the first game was played in the then LSU Assembly Center, although the Tigers had to open on the road for the first five games before returning home to open the building on Jan. 3, 1972 against Vanderbilt, an 80-73 loss. The Tigers got their first win in the building on Jan. 6, 1972 against Georgetown, 90-71.

Last year, LSU was 11-7 in the Maravich Center, 9-1 in non-conference games ... LSU is 4-1 this season and 457-155 (74.6) all-time in the building and 244-34 in non-conference games (.877) ... Trent Johnson is 25-3 in home non-conference games.

### Success At Home

The PMAC has proved to be a difficult place to play as since the start of the 2002-03 season, LSU has won 111 games, an average of 13.6 wins per year. LSU's win total is second only to Florida in the same time period (through play on Wednesday):

- Florida 125
- LSU 112**
- Vanderbilt 106
- Kentucky 103
- Tennessee 103
- Alabama 98

## CAREER DOUBLE-DOUBLES

### STORM WARREN (11)

Game	Date	Pts	Reb
Alcorn State	11/20/08	11	11
ULM	11/13/09	15	12
Indiana State	11/16/09	14	12
Western Ky.	11/17/09	20	11
UL-Laf.	12/1/09	18	16
N'wesern st.	12/12/09	21	16
SE Louisiana	12/14/09	14	12
Nicholls	12/17/09	13	11
Auburn	1/20/10	17	11
UT-Martin	11/18/10	12	11
Houston	11/30/10	12	11

### LSU Scoring Runs

5-0	13
6-0	9
7-0	6
8-0	4
9-0	1
10-0	1
11-0	1 (UTM)
12-0	
13-0	
14-0	1 (Centenary)
15-0	

### Opp. Scoring Runs

5-0	8
6-0	4
7-0	3
8-0	3
9-0	1
10-0	
11-0	
12-0	
13-0	
14-0	
15-0	



## COMPARING THE STATISTICS

Overall	LSU	CMU
Scoring Average	73.0	63.3
Opp. Scoring Average	60.6	66.7
Scoring Margin	+12.4	-3.4
FG Percentage	46.2	42.1
Opp. FG Percentage	36.9	45.3
3 PT FG Pct.	40.7	36.4
Opp. 3 PT FG Pct.	31.0	42.6
3FGs per Game	6.9	5.6
FT Percentage	69.6	70.1
Opp. FT Percentage	61.1	63.4
FT Made Per Game	19.0	9.7
Rebound Avg.	39.0	33.7
Opp. Rebound Avg.	31.6	32.3
Rebound Margin	+7.4	+1.4
Assists Average	12.9	10.7
TO Average	15.9	15.3
Blocks Average	4.1	3.4
Steals Average	7.4	6.6

Arkansas 96  
Mississippi State 91  
South Carolina 89  
Auburn 87  
Ole Miss 86  
Georgia 80

### On The Road

The win by the Tigers at South Alabama on Nov. 28 marked the first win on an opponent's home court since the Tigers beat Kentucky on Feb. 28, 2009 ... Between home and neutral courts a year ago, LSU was 0-13, compared to the championship year of 2009 when LSU was 8-6, including 6-3 in SEC play ... LSU's last "neutral" court win was its first round NCAA win over Butler in March 2009 ... In program history, LSU is 401-569 on opponent's home courts ... Trent Johnson is 7-12 in true road games and 9-20 in all games away from the Maravich Center.

### LSU Second In SEC Titles Over Last 30 Years

LSU has won 10 Southeastern Conference titles in its first 102 seasons and six of those have come since the 1980-81 seasons, which is second only to the 12 that Kentucky has won during that time period. Florida is third with four. Tennessee (3), Mississippi State (2), Alabama (2) and Arkansas (2) are the only ones with multiple conference regular season titles in that time period.

### Good Nights Shooting

Three times this season, LSU has been able to shoot at least 50 percent from the field ... The first came in the opening game of the season (Nov. 12) against Northwestern State when LSU shot 60 percent (24-of-40) ... It was a consistent performance as LSU was 13-of-22 in the first half (59.1 percent) and 11-of-18 (61.1 percent) in the second half ... It marked the first time LSU shot 60 percent from the field since shooting 63.6 percent against Grambling State on Dec. 13, 2008 ... LSU's 32 free throw makes in the game were the seventh most free throw makes in LSU history.

At South Alabama (11/28), LSU was 16-of-24 in the first half to propel a 25-of-47 shooting game (53.2 percent) ... LSU was 12-of-17 from the three-point arc and shot 70.6 percent, the best percentage LSU shot since 2006 ... LSU was 10-of-13 in the first half and 2-of-4 in the second 20 minutes.

LSU made it two straight games at 50 percent or better against Houston (11/30), making 17-of-30 in the first half enroute to a 26-of-52 night (50.0%).

The Tigers are now 3-0 this year when shooting 50 percent or better and 10-0 overall in the Trent Johnson era.

For the season, the Tigers are shooting 46.2 percent (165-357), compared to 36.9 percent for opponents ... Opponents have taken 33 more shots, but LSU has made 21 more field goals.

### The Arc

LSU has made 48 three-pointers in the first seven games, an average of 6.9 a game, an improvement from last season when LSU made 141 threes (an average of 4.5 a game) ... LSU is making at a 40.7 percent clip this season, compared to just 28.7 a year ago ... Last year, Aaron Dotson as a freshman made seven treys ... Through seven games, he has 10; in fact, he is 10-of-14 for the season ... Andre Stringer has made 17 (an average of 2.4 a game), Ralston Turner 13 (1.86 a game) ... The Tigers are second in the league in three-point percentage, one of just two teams shooting over 40 percent beyond the arc (28th in the country), with Dotson's 10-of-14 (71.4%) the best on the team.

The South Alabama game, with LSU making 70.6 percent, marked the first time LSU had hit 70 percent in a game since Jan. 7, 1989 when LSU was 7-of-9 from the three-point line against Auburn (77.8 percent).

### The Free Throws Cometh

LSU is averaging 27.2 free throw attempts through the first seven games, a number that if it would continue would put LSU near an all-time record for attempts by season's end ... But of LSU's 191 attempts, LSU has made 133 or 69.6 percent. LSU is averaging 19.0 makes a game, on pace to also be near the top of free throw makes in LSU history if that continues. Only two LSU teams have ever made over 600 free throws in a season.

Four of the LSU regulars are averaging over 70 percent at the line early on – Eddie Ludwig (90.9%, 20-22); Andre Stringer (80.8%, 42-52); Ralston Turner (70.4%, 19-27); Aaron Dotson (74.1%, 20-27).

LSU is fifth in the league in free throw percentage as a team and Ludwig is fourth in the SEC and 24th in the nation.

### 1,400 And Counting

When LSU defeated Centenary on Nov. 24, the Tigers won their 1,400th game in the history of the basketball program that began in January 1909 ... LSU was at that time the 47th program in the modern basketball Division I to have won at least 1,400 games in its history.

### Player Efficiency Quota

Like the quarterback ratings in the NFL, the NBA uses an efficiency scale to determine its top players ... It's the plus or minus number coaches look at when determining the success of a player's game night ... The quotient is based on a plus-minus + total of: (Points + Rebounds + Assists + Steals + Blocks) minus ((Field Goal Attempts – Field Goals Made) + (Free Throw Attempts – Free Throws Made) + Turnovers) ... Here is what the crack research staff at LSU came up with when applying the formula to some of the LSU players and their efficiency quota average coming into the weekend:

**Andre Stringer -- +13.28**

**Storm Warren - +12.86**

**Aaron Dotson -- +9.86**

**Malcolm White -- +9.42**

**Ralston Turner -- +9.00**

**Eddie Ludwig -- +8.14**

**Garrett Green -- +5.28**

**Chris Bass -- +4.57**

**Matt Derenbecker -- +4.29**

The figure also comes into played in individual game totals for example against Houston (11/30), Storm Warren was a +24, but Aaron Dotson had the best single game total of the young season with a +25 against Memphis (11/21) ... In the game where Andre Stringer was MVP of the Coors Classic at South Alabama, he recorded a +22 (11/28).

### Healthy Aaron Dotson

Hard work and patience has paid off for the Seattle sophomore as he has been able to play with confidence and full speed this season ... A knee injury at Rainier Beach HS that caused him to miss most of his senior season after signing with LSU and it shook his confidence as a college freshman ... Fans are now seeing what coaches saw in practices and scrimmages from day one this year how far he has come ... Against Northwestern State (11/12), Dotson hit 5-of-5 field goals (one of only two players in the SEC to be perfect from the field on opening night) and scored 17 points in 27 minutes of play ... Against UT-Martin, Dotson hit 4-of-8 field goal attempts and 5-of-6 at the line to get 13 points and six rebounds in 19 minutes ... Against Memphis (11/21), Dotson scored 12 points and had one of the rare four-point plays with a long three-pointer and a free throw ... He has been in double figures in four of the games this season and hit 24-of-42 overall from the field and 10-of-14 from the arc, averaging 11.1 points a game.

### Bass Turning Assist Numbers

The junior, whose brother Brandon, was 2005 SEC Player of the Year and plays now for the NBA Orlando Magic, last year was one of the tops in the SEC in assist-to-turnover ratio with 97 assists and just 38 turnovers ... After struggling in the first two games, Bass is turning the numbers back in his favor with 16 assists and nine turnovers ... In his career, Bass has 156 assists and 61 turnovers.

### Andre Stringer

The freshman from Jackson had a unique streak of being the Tigers top scorer in each of the first six games and he is in double figures in each of the first seven ... He leads the team in scoring at 16.1 points per game (ninth in the league), having made 17 three-pointers, including three games with four each ... Stringer is also good at getting to the

## TIGER TRENDS

LSU RECORD...	10-11	COACH JERA
In November	5-2	13-4
In December		11-3
In January		7-11
In February		9-7
In March		3-5
In April		
<b>LSU vs. AP Ranked Opponents</b>		
At home		0-4
On the road		0-1
Neutral	0-1	1-3
<b>LSU's Record in Games...</b>		
Decided by 5 pts or less		9-5
Decided by 10 pts or less	1-2	16-16
Decided by 11 pts or more	4-0	27-14
At night	4-1	31-16
During the day	1-1	12-14
Decided in Overtime		1-1
Televised	2-1	21-27
<b>LSU's Record When Scoring...</b>		
Less than 60 points	0-1	2-19
60-69 points	0-1	9-7
70-79 points	3-0	16-3
80-89 points	2-0	12-1
90-99 points		4-0
100 or more points		
<b>LSU's Record When Allowing...</b>		
Less than 60 points	3-0	17-3
60-69 points	1-1	18-9
70-79 points	1-1	7-10
80-89 points		0-7
90-99 points		1-1
100 or more points		
<b>LSU's Record When...</b>		
Leading at the half	5-2	33-10
Losing at the half		7-21
Tied at the half		3-2
Lead 10 minutes left	5-0	37-3
Losing 10 minutes left	0-2	4-26
Tied 10 minutes left		2-1
Lead 5 minutes left	5-0	38-1
Losing 5 minutes left	0-2	4-29
Tied 5 minutes left		1-0
<b>LSU's Record When Shooting...</b>		
50% or higher	3-0	10-0
Less than 50%	2-2	33-30
Better than opponent	5-1	39-5
Worse than opponent	0-1	4-25
Even Shooting		
More 3PT FGs than opp.	2-0	18-4
<b>LSU's Record When...</b>		
Outrebounding opp.	4-2	34-11
Outrebounded by opp.	1-0	7-18
Equal rebounds		2-1
<b>LSU's Record When Committing...</b>		
Fewer TO than opp.	2-1	25-12
More TO than opp.	3-1	14-15
Equal TO		4-3
15 or fewer TO	3-1	29-24

## TRENT JOHNSON ERA INDIVIDUAL SUPERLATIVES

### Points

1. 41 Tasmin Mitchell - at Miss. St. (2-11-09)
2. 38 Tasmin Mitchell - vs. Aub. (1-20-10)
3. 33 Marcus Thornton - vs. SE La (1-3-09)
4. 32 Marcus Thornton - vs. Fla. (2-24-09)
5. 31 Marcus Thornton - vs. Miss. St. (1-21-09)
6. 30 Marcus Thornton - 3 times
6. 30 Tasmin Mitchell - vs. SC (1-14-09)

### FG Made

1. 15 Tasmin Mitchell - vs. Aub (1-20-10)
2. 12 Tasmin Mitchell - at Miss. St. (2-11-09)
2. 12 Tasmin Mitchell - at Georgia (2-4-09)
4. 11 Tasmin Mitchell - vs. Nicholls (12-17-09)
4. 11 Marcus Thornton - at Georgia (2-4-09)
4. 11 Marcus Thornton - at SE La. (1-3-09)
4. 11 Marcus Thornton - vs. UL-Laf (12-31-08)

### 3FG Made

1. 6 Marcus Thornton - vs. Florida (2/24/09)
2. 5 Marcus Thornton - twice
2. 5 Bo Spencer - twice
6. 4 Andre Stringer - three times
6. 4 Aaron Dotson - at S. Alabama (11/28/10)
6. 4 15 other times

### FT Made

1. 15 - Tasmin Mitchell - vs. Miss. St (2-11-09)
2. 12 - Marcus Thornton - Auburn (2-21-09)
3. 11 - Andre Stringer - vs. Houston (11/30/10)
3. 11 - Tasmin Mitchell - NW State (12-12-09)
5. 10 - Marcus Thornton - Florida (2-24-09)
5. 10 - Tasmin Mitchell twice

### Rebounds

1. 18 Tasmin Mitchell - vs. SE La. (12-14-09)
2. 17 Tasmin Mitchell - vs. Tennessee (2-4-10)
3. 16 Storm Warren - vs. NW State (12/12/09)
3. 16 Storm Warren - vs. UL-Laf (12-1-09)
5. 15 Malcolm White - vs. UT-Martin (11/18/10)
5. 15 Tasmin Mitchell - Cal St Full (12/2/08)

### Assists

1. 9 Garrett Temple - vs. Ole Miss (2/14/09)
1. 9 Garrett Temple - vs. Ole Miss (1/17/09)
3. 7 Garrett Temple - vs. Cal St Full (12/2/08)
4. 6 Bo Spencer - vs. Florida (2/24/09)
4. 6 Garrett Temple - 4 times
4. 6 Chris Bass - 4 times

### Blocks

1. 7 Chris Johnson - vs. Arkansas (1/31/09)
2. 6 Chris Johnson - twice
4. 5 Chris Johnson - Nicholls State (12/17/08)
5. 4 Chris Johnson - 10 times
5. 4 Storm Warren - vs. Houston (11/30/10)

### Steals

1. 7 Marcus Thornton - vs. Arkansas (2/18/09)
2. 6 Tasmin Mitchell - vs. UL-Laf (12/31/08)
2. 6 Garrett Temple - twice
5. 5 Tasmin Mitchell - vs. Kentucky (2/28/09)
5. 5 Garrett Temple - vs. Xavier (1/24/09)
5. 5 Bo Spencer - vs. S. Carolina (1/14/09)
5. 5 Storm Warren - vs. Arkansas (2/24/10)
5. 5 Chris Bass - NW State (11/12/10)

line, averaging 7.4 free throw attempts a game ... He is averaging 27.4 minutes a game, 2.3 rebounds and 3.0 assists a contest ... And, if that isn't enough, on Nov. 28 at South Alabama, the 5-9 point guard was credited with his first block of his college career ... He is fifth in the league in three-point makes at 2.4 a game and eighth in free throw percentage (80.8 percent).

### The Other Freshmen Contributing

The Tigers had all four freshmen on the floor in the opener with Northwestern State, one as a starter in Ralston Turner, while Andre Stringer, Jalen Courtney and Matt Derenbecker came off the bench ... Turner played 38 minutes, scoring 21 points with five rebounds, two assists and two steals ... Turner was one of three players on opening night in the league to play 38 minutes ... Stringer came off the bench to play 25 minutes at point guard, also scoring 21 points ... Both Turner and Stringer hit half their field goal attempts (Turner 6-of-12, Stringer 5-of-10) ... The two of them combined to make all of LSU's seven three-pointers.

Courtney scored two points in three minutes, while Derenbecker played six minutes. Derenbecker had his big game in the Nicholls State contest (11/16) with 14 points and six boards.

In the third game, the starting freshmen went to two as Stringer moved into the starting lineup.

Freshman players on the LSU team have accounted for 47.7 percent of LSU's scoring and they have had 13 of LSU's 22 double figure scoring games this season (Stringer 7, Turner 5, Derenbecker 1).

### Storm Warren

The veteran member of this team without a senior as far as starts and playing time, Warren has started 37 consecutive games dating back to last year and broke out of mini-scoring drought getting nine points against South Alabama on Nov. 28 ... He then had his second double double at home against Houston (11/30) with 12 points and 11 rebounds ... In the last two games, Warren is 9-of-17 from the field and 3-of-4 from the line with 21 points and 5 blocks ... He now has 11 career double doubles, two this season ... The other came against UT-Martin (11/18) when he also had 12 points and 11 rebounds ... He had one of his double doubles as a freshman, eight last season and now two as a junior ... He was two off his career high in boards when he pulled down 14 against Nicholls State (11/16). He was seventh in the league a year ago in rebound average and is averaging a team best 7.4 boards a game through seven games.

### Malcolm White

White became the 38th player in LSU history to grab at least 15 rebounds in a game, hitting that number against UTM (11/18) in recording his first collegiate double double ... White, who played at Ole Miss for two seasons, before transferring and sitting out last year under NCAA transfer rules, had 12 points, 15 rebounds and three blocks in 31 minutes ... White continues to work off the lack of play for a year as he hit all six first half shots against Centenary (11/24), finishing 6-of-7 for 14 points, his third double figure scoring game of the season.

### Six Former Tigers Playing In NBA This Season

When the NBA season got underway, there were seven former LSU players on rosters. That number is now six as the San Antonio Spurs recently waived Garrett Temple. Here are the six players and the teams they play on;

**Brandon Bass, Orlando Magic – 2nd season with Orlando, sixth in NBA**

**Glen Davis, Boston Celtics – 4th season with Boston**

**Shaquille O'Neal, Boston Celtics – 1st season with Boston, 19th in the NBA**

**Anthony Randolph, New York Knicks – 1st season with Knicks, 3rd in the NBA**

**Tyrus Thomas, Charlotte Bobcats – 1st full season with Charlotte, fifth in NBA**

**Marcus Thornton, New Orleans Hornets – 2nd season with Hornets**

The NBA D-League play is underway and former LSU point guard Randy Livingston is beginning his first season as the head coach of the Idaho Stampede. Rookie Tasmin Mitchell is playing for the Erie Bayhawks, while Darnell Lazare is on the roster of the Maine Red Claws. Lazare was a member of the 2006 Final Four team. Chris Johnson is on



the roster for the Dakota Wizard.

### LSU Adds Two Important Signees During Early Signing Period

Coach Trent Johnson announced on Wednesday that the LSU athletics department had received and approved two National Letters of Intent from players for the 2011-12 men's basketball season.

The players are John Isaac, a 6-4, 215-pound guard from New Llano, La., who attends Pickering High School; and, Johnny O'Bryant, a 6-9, 245-pound power forward from Cleveland, Miss., and East HS.

"It is a good day for Tiger basketball," said Coach Johnson. "Obviously, these are two quality young men who happen to be very, very good basketball players. They fit into the direction in which our program is headed, and that means playing elite level college basketball."

Isaac missed all of last season with a torn left ACL, but as a sophomore he averaged a double double with 18.5 points and 11.5 rebounds. He shot 59 percent from the field and averaged 8.6 assists and 1.8 steals. He was First-Team All-District that year in his fourth season of varsity competition for Pickering. He has been a starter on the Pickering varsity since the seventh grade.

O'Bryant is the nation's No. 6 ranked power forward by ESPNU (21st overall in the country) and the No. 8 power forward and nation's 38th player overall according to Rivals.com.

He averaged 15 points and 7.2 rebounds last season as a junior as East reached the Class 3A semifinals. Two years ago, O'Bryant was a member of the USA Basketball U16 team that captured gold in Mendoza, Argentina at the FIBA Americas Championship and followed that up with another gold medal in Hamburg, Germany with the U17 national team.

### Tigers Invited to 2011 Charleston Classic

The LSU men's basketball team will be part of the eight-team field for the 2011 Charleston Classic to be contested Nov. 17, 18 and 20, 2011.

The field for the fourth annual tournament in addition to the Tigers includes Georgia Tech, Saint Joseph's, Seton Hall, Tulsa, Virginia Commonwealth, Western Kentucky and Baylor.

The 2011 Charleston Classic, a bracket-format tournament, will feature 12 games over the three days. Each team will compete in one game per day, advancing through a bracket-tournament format. The two teams that remain undefeated throughout will face off in a championship match Sunday, Nov. 20, 2011.

This family-friendly tournament offers the teams a week of practice, play and experiences in-and-around historic Charleston. Addition information, including travel packages, can be found on the Charleston Classic Web site at [www.charlestonclassic.com](http://www.charlestonclassic.com)

The Charleston Classic is owned and operated by ESPN Regional Television, Inc. (ERT), a subsidiary of ESPN.

### Next Up - Dec. 13 Coastal Carolina; Former SEC Coach Returns

The Tigers continue the homestand on Monday night at 7 p.m. with a 7 p.m. game against Coastal Carolina ... The game marks the return to this SEC venue of former long-time Auburn Coach Cliff Ellis, There is no television for the game .... Tickets are available at [LSUtix.net](http://LSUtix.net).

SCORING BREAKDOWN					
<b>CLASS</b>	<b>PTS</b>	<b>PCT.</b>			
Freshmen	244	47.7			
Sophomores	122	23.9			
Juniors	145	28.4			
<b>SCORING</b>	<b>PTS</b>	<b>PCT.</b>			
Starters	354	69.2			
Bench	157	30.7			
<b>POINTS IN PAINT</b>	<b>PTS</b>	<b>APG</b>			
LSU	176	25.1			
Opponents	146	20.8			
<b>POINTS OFF TO</b>	<b>PTS</b>	<b>APG</b>			
LSU	104	14.8			
Opponents	104	14.8			
<b>BENCH SCORING</b>	<b>PTS</b>	<b>APG</b>			
LSU	157	22.4			
Opponents	151	21.5			
<b>FT% LAST 5 MINUTES</b>		<b>PCT</b>			
LSU	29-46	63.0			
Opponents	37-59	62.7			
<b>FG% LAST 5 MINUTES</b>		<b>PCT</b>			
LSU	19-43	44.2			
Opponents	25-49	51.0			
<b>3FG% LAST 5 MINUTES</b>		<b>PCT</b>			
LSU	4-18	22.2			
Opp.	7-17	41.2			
<b>W-L RECORDS OF STARTING LINEUPS (G, G, F, F, F or G,G,G,F,F)</b>					
1-1 -- Bass, Turner, Dotson, White, Warren					
4-1 -- Stringer, Turner, Dotson, White, Warren					
<b>LEADING SCORERS -- Stringer 6, Turner 2, Derenbecker 1</b>					
<b>LEADING REBOUNDERS -- Green 3, Warren 2, White 1, Ludwig 1</b>					
<b>LEADING ASSISTS -- Stringer 3, Bass 2, Dotson 3, Ludwig 2, Turner 1</b>					
<b>TOTAL DUNKS -- White 3, Courtney 1, Dotson 3, Bass 1, Warren 2, Turner 1, Green 2</b>					
<b>DOUBLE FIGURE SCORING GAMES -- Stringer 7, Turner 5, White 2, Dotson 3, Warren 2, Derenebecker 1,</b>					
<b>DOUBLE DOUBLE -- Warren 2</b>					
<b>PLAYERS SCORING IN DOUBLE FIGURES BY GAME</b>					
<b>0</b>	<b>1</b>	<b>2</b>	<b>3</b>	<b>4</b>	<b>5 or more</b>
		2	3	1	1



# Garrett Green

Forward \* 6-11 \* 230 \* Junior \* 2L \* Woodland Hills, Calif. (Taft HS)

# 3

### Top Performances

<b>Points</b>	
Season:	8, twice
Career:	8, twice

### Rebounds

Season:	9, vs. Centenary, 11/24/10
Career:	9, vs. Centenary, 11/24/10

### Field Goals Made

Season:	4, twice
Career:	4, twice

### 3 PT FG Made

Season	
Career:	1, three times

### Free Throws Made

Season:	2, vs. Houston, 11/30/10
Career:	2, vs. Houston, 11/30/10

### Assists

Season:	1, vs. Nicholls, 11/16/10
Career:	3, at Florida, 1/16/10

### Blocks

Season:	1, vs. Memphis, 11/21/10
Career:	2, twice

### Steals

Season:	3, vs. Centenary, 11/24/10
Career:	3, twice

### Minutes Played

Season	16, vs. Centenary, 11/24/10
Career:	30, at Vanderbilt, 2/13/10

### Top Career Scoring Games

1. 8 -- vs. Centenary, 11/24/10
1. 8 -- vs. Memphis, 11/21/10
3. 7 -- vs. McNeese, 1/4/10
4. 6 -- vs. Arkansas, 2/24/10
4. 6 -- at Vanderbilt, 2/13/10
4. 6 -- vs. Oregon State, 12/21/07
7. 5 -- vs. Northwestern State, 12/12/09
8. 4 -- eight times

## 2008 SEC Freshman Academic Honor Roll

### Junior Season (2010-11)

Had a career high of eight against Memphis (11/21) ... Equaled career high in points and set career high in rebounds against Centenary (11/24)


### Green's Game-by-Game Statistics

#### 2010-11

OPPONENT	MIN	FG	3FG	FT	REB	PF/D	A	TO	BLK	STL	PTS
Northwestern State	11	1-1	0-0	0-0	6	2-0	0	1	0	0	2
Nicholls	5	0-1	0-0	0-2	4	1-0	1	0	0	0	0
Tennessee-Martin	5	1-2	0-0	1-2	3	1-0	0	1	0	1	3
Memphis (Tupelo)	13	4-7	0-0	0-1	4	5-1	0	0	1	1	8
Centenary	16	4-9	0-1	0-2	9	1-0	0	0	0	3	8
at South Alabama	11	0-3	0-0	0-0	5	3-0	0	3	0	1	0
Houston	14	1-6	0-1	2-4	5	2-0	0	2	0	1	4
Central Michigan											
Coastal Carolina											
McNeese State											
Wichita St. (Sport)											
North Texas											
Southern											
at Rice											
at Virginia											
at Auburn											
Arkansas											
at Kentucky											
Ole Miss											
at Tennessee											
at Alabama											
South Carolina											
Mississippi State											
at Ole Miss											
at Arkansas											
Alabama											
Florida											
at Miss. State											
Vanderbilt											
at Georgia											
Auburn											
SEC Tournament											

### Garrett Green's Career Stats

YEAR	GP-GS	MIN/AVG	FG-FGA	PCT.	3FG-FGA	PCT.	FT-FTA	PCT.	REB.-AVG	PF-FO	AST	TO	BLK	STL	PTS-AVG.
07-08	25-1	241-9.6	20-47	.426	2-5	.400	3-7	.429	40-1.6	41-1	3	11	5	1	45-1.6
08-09	Redshirt														
09-10	30-11	320-10.7	27-80	.338	1-4	.250	8-27	.296	74-2.5	51-1	9	30	10	12	63-2.1
10-11	7-0	75-10.7	11-29	.379	0-2	.000	3-11	.273	36-5.1	15-1	1	7	1	7	25-3.6
<b>Totals</b>	<b>62-12</b>	<b>636-10.3</b>	<b>58-156</b>	<b>.372</b>	<b>3-11</b>	<b>.273</b>	<b>14-45</b>	<b>.311</b>	<b>150-2.4</b>	<b>107-3</b>	<b>13</b>	<b>48</b>	<b>16</b>	<b>20</b>	<b>133-2.1</b>



# Chris Bass

Guard \* 6-1 \* 185 \* Junior \* 2L \*Baton Rouge, La. (Lee Academy Prep)

# 4

### Top Performances

<b>Points</b>	
Season:	4, twice
Career:	7, twice

<b>Rebounds</b>	
Season:	5, vs. Centenary, 11/24/10
Career:	8, vs. Grambling, 12/13/08

<b>Field Goals Made</b>	
Season:	2, vs. UT-Martin, 11/18/10
Career:	3, three times

<b>3 PT FG Made</b>	
Season:	
Career:	2, twice

<b>Free Throws Made</b>	
Season:	2, vs. NW St., 11/12/10
Career:	3, at Utah, 1/2/10

<b>Assists</b>	
Season:	5, vs. UT-Martin, 11/18/10
Career:	6, four times

<b>Blocks</b>	
Season:	
Career:	2, vs. Utah, 1/2/10

<b>Steals</b>	
Season:	5, vs. NW St., 11/12/10
Career:	5, vs. NW St., 11/12/10

<b>Minutes Played</b>	
Season:	20, vs. Houston, 11/30/10
Career:	36, vs. Northwestern St., 12/10/09

<b>Top Career Scoring Games</b>	
1.	7 vs. Connecticut, 11/25/09
1.	7 vs. ULM, 11/13/09
3.	6 at Florida, 1/16/10
3.	6 vs. Southeastern, 12/14/09
3.	6 vs. Grambling
6.	5 vs. Kentucky, 2/6/10
6.	5 vs. Louisiana Lafayette, 12/1/09
6.	5 vs. Alabama, 2/8/09
9.	4 vs. UT-Martin, 11/18/10
9.	4 vs. NW State, 11/12/10
9.	4 vs. Northwestern State, 12/12/09
9.	4 vs. Northwestern State, 11/23/08

### Junior Season (2010-11)

Career high in steals of 5 vs. NW State (11/12) in the opener ... Back on track with assists, getting 5 with no turnovers versus UTM (11/18) ... After starting first two games with 2 assists, 6 turnovers, had 14 assists, 3 turnovers last five games.

### Bass' Game-by-Game Statistics

2010-11	MIN	FG	3FG	FT	REB	PF/D	A	TO	BLK	STL	PTS
Northwestern State	18	1-1	0-0	2-4	2	2-0	2	5	0	5	4
Nicholls	10	0-0	0-0	0-2	2	0-0	0	1	0	0	0
Tennessee-Martin	16	2-3	0-0	0-0	3	3-0	5	0	0	0	4
Memphis (Tupelo)	17	0-1	0-0	0-0	2	0-0	4	1	1	0	0
Centenary	16	1-2	0-0	1-3	5	1-0	1	1	0	0	3
at South Alabama	12	0-0	0-0	1-4	2	2-0	0	0	0	0	1
Houston	20	1-1	0-0	0-0	1	1-0	4	1	0	0	2
Central Michigan											
Coastal Carolina											
McNeese State											
Wichita St. (Sport)											
North Texas											
Southern											
at Rice											
at Virginia											
at Auburn											
Arkansas											
at Kentucky											
Ole Miss											
at Tennessee											
at Alabama											
South Carolina											
Mississippi State											
at Ole Miss											
at Arkansas											
Alabama											
Florida											
at Miss. State											
Vanderbilt											
at Georgia											
Auburn											
SEC Tournament											

### Chris Bass' Career Stats

YEAR	GP-GS	MIN/AVG	FG-FGA	PCT.	3FG-FGA	PCT.	FT-FTA	PCT.	REB.-AVG	PF-FO	AST	TO	BLK	STL	PTS-AVG.
08-09	28-0	276/9.9	7-26	.269	4-14	.286	5-14	.357	31-1.1	21-0	43	14	1	5	23-0.8
09-10	31-19	744/24.0	28-84	.333	6-33	.182	8-19	.421	73-2.4	51-3	97	38	5	24	70-2.3
10-11	7-2	109-15.6	5-8	.625	0-0	.000	4-13	.308	17-2.4	9-0	16	9	1	5	14-2.0
<b>Totals</b>	<b>66-21</b>	<b>1129-17.1</b>	<b>40-118</b>	<b>.339</b>	<b>10-47</b>	<b>.213</b>	<b>17-46</b>	<b>.370</b>	<b>121-1.8</b>	<b>81-3</b>	<b>156</b>	<b>61</b>	<b>7</b>	<b>34</b>	<b>107-1.6</b>



# Malcolm White

Forward \* 6-9 \* 225 \* Junior \* Redshirt Transfer \* Baton Rouge, La. \* Ole Miss

# 5

### Top LSU Performances

**Points**

Season:	14, vs. Centenary, 11/24/10
Career:	14, vs. Centenary, 11/24/10

**Rebounds**

Season:	15, vs. UT-Martin, 11/18/10
Career:	15, vs. UT-Martin, 11/18/10

**Field Goals Made**

Season:	6, vs. Centenary, 11/24/10
Career:	6, vs. Centenary, 11/24/10

**3 PT FG Made**

Season:	
Career:	

**Free Throws Made**

Season:	6, vs. NW St., 11/12/10
Career:	6, vs. NW St., 11/12/10

**Assists**

Season:	2, vs. UT-Martin, 11/18/10
Career:	2, vs. UT-Martin, 11/18/10

**Blocks**

Season:	3, twice
Career:	3, twice

**Steals**

Season:	1, vs. Houston, 11/30/10
Career:	1, vs. Houston, 11/30/10

**Minutes Played**

Season:	34, vs. NW St., 11/12/10
Career:	34, vs. NW St., 11/12/10

### Top LSU Career Scoring Games

1.	14	vs. Centenary, 11/24/10
2.	12	vs. UT-Martin, 11/18/10
2.	12	vs. NW State, 11/12/10
4.	9	vs. Houston, 11/30/10
5.	5	vs. Memphis, 11/21/10
6.	4	at South Alabama, 11/28/10
7.	2	vs. Nicholls, 11/16/10

### Junior Season (2010-11)

In first game in over a year, scored 12 points in 34 minutes with three blocks against NW St. (11/12/10) ... Had his first college double-double against UTM (11/18) with 12 points, 15 rebounds (9 offensive) ... Made first six shots and had season best 14 against Centenary (11/24).

### White's Game-by-Game Statistics

#### 2009-10

OPPONENT	MIN	FG	3FG	FT	REB	PF/D	A	TO	BLK	STL	PTS
Northwestern State	34	3-8	0-0	6-11	4	4-0	0	4	3	0	12
Nicholls	10	1-1	0-0	0-0	2	3-0	0	3	1	0	2
Tennessee-Martin	31	5-13	0-0	2-4	15	2-0	2	3	3	0	12
Memphis (Tupelo)	17	1-4	0-0	3-4	4	5-1	0	1	1	0	5
Centenary	21	6-7	0-0	2-2	7	1-0	0	0	0	0	14
at South Alabama	28	2-4	0-0	0-0	4	2-0	0	0	1	0	4
Houston	23	4-7	0-0	1-2	2	4-0	0	0	0	1	9
Central Michigan											
Coastal Carolina											
McNeese State											
Wichita St. (Sport)											
North Texas											
Southern											
at Rice											
at Virginia											
at Auburn											
Arkansas											
at Kentucky											
Ole Miss											
at Tennessee											
at Alabama											
South Carolina											
Mississippi State											
at Ole Miss											
at Arkansas											
Alabama											
Florida											
at Miss. State											
Vanderbilt											
at Georgia											
Auburn											
SEC Tournament											

### Malcolm White's Career Stats

YEAR	GP-GS	MIN/AVG	FG-FGA	PCT.	3FG-FGA	PCT.	FT-FTA	PCT.	REB.-AVG	PF-FO	AST	TO	BLK	STL	PTS-AVG.
10-11	7-7	164-23.4	22-44	.500	0-0	.000	14-23	.609	38-5.4	21-1	2	11	9	1	58-8.3
<b>Totals</b>	<b>7-7</b>	<b>164-23.4</b>	<b>22-44</b>	<b>.500</b>	<b>0-0</b>	<b>.000</b>	<b>14-23</b>	<b>.609</b>	<b>38-5.4</b>	<b>21-1</b>	<b>2</b>	<b>11</b>	<b>9</b>	<b>1</b>	<b>58-8.3</b>



# Andre Stringer

Guard \* 5-9 \* 170 \* Freshman \* HS \* Jackson, Miss. (Forest Park HS)

# 10

### Top Performances

Points	
Season:	21, twice
Career:	21, twice

Rebounds	
Season:	4, at S. Alabama, 11/28/10
Career:	4, at S. Alabama, 11/28/10

Field Goals Made	
Season:	7, at S. Alabama, 11/28/10
Career:	7, at S. Alabama, 11/28/10

3 PT FG Made	
Season:	4, three times
Career:	4, three times

Free Throws Made	
Season:	11, vs. Houston, 11/30/10
Career:	11, vs. Houston, 11/30/10

Assists	
Season:	5, vs. NW St., 11/12/10
Career:	5, vs. NW St., 11/12/10

Blocks	
Season:	1, at S. Alabama, 11/28/10
Career:	1, at S. Alabama, 11/28/10

Steals	
Season:	3, twice
Career:	3, twice

Minutes Played	
Season:	32, vs. UT-Martin, 11/18/10
Career:	32, vs. UT-Martin, 11/18/10

### Top Career Scoring Games

1.	21	at S. Alabama, 11/28/10
1.	21	vs. NW State, 11/12/10
3.	16	vs. Centenary, 11/24/10
4.	15	vs. UT-Martin, 11/18/10
5.	14	vs. Nicholls, 11/16/10
6.	13	vs. Houston, 11/30/10
6.	13	vs. Memphis, 11/21/10

### Freshman Season (2010-11)

Hit four treys in the season opener against NW State (11/12), with five assists in scoring 21 points ... Third straight double figure scoring game against UTM (11/18) with 15 points in his first career start ... Led team for fourth straight game in scoring with big second half against Memphis (11/21) ... 26 free throws made in first four games ... Team lead in scoring streak reaches five vs. Centenary (11/24) ... Streak reached six and he was MVP of Coors Classic in Mobile with another 21 point game that included four treys vs. South Alabama (11/28) ... Didn't lead team in scoring for first time this season vs. Houston (11/30), but did have his seventh straight double figure scoring game.

### Stringer's Game-by-Game Statistics

2009-10	OPONENT	MIN	FG	3FG	FT	REB	PF/D	A	TO	BLK	STL	PTS
	Northwestern State	25	5-10	4-9	7-10	3	4-0	5	6	0	0	21
	Nicholls	31	4-13	3-8	3-3	2	0-0	3	0	0	0	14
	Tennessee-Martin	32	3-12	1-7	8-9	2	2-0	1	2	0	3	15
	Memphis (Tupelo)	31	2-6	1-3	8-11	2	3-0	2	3	0	1	13
	Centenary	19	5-7	4-6	2-3	0	1-0	4	1	0	1	16
	at South Alabama	30	7-13	4-6	3-4	4	1-0	3	2	1	2	21
	Houston	24	1-6	0-4	11-12	3	3-0	3	4	0	3	13
	Central Michigan											
	Coastal Carolina											
	McNeese State											
	Wichita St. (Sport)											
	North Texas											
	Southern											
	at Rice											
	at Virginia											
	at Auburn											
	Arkansas											
	at Kentucky											
	Ole Miss											
	at Tennessee											
	at Alabama											
	South Carolina											
	Mississippi State											
	at Ole Miss											
	at Arkansas											
	Alabama											
	Florida											
	at Miss. State											
	Vanderbilt											
	at Georgia											
	Auburn											
	SEC Tournament											

### Andre Stringer's Career Stats

YEAR	GP-GS	MIN/AVG	FG-FGA	PCT.	3FG-FGA	PCT.	FT-FTA	PCT.	REB.-AVG	PF-FO	AST	TO	BLK	STL	PTS-AVG.
10-11	7-5	192-27.4	27-67	.403	17-43	.395	42-52	.808	16-2.3	14-0	21	18	1	10	113-16.1
<b>Totals</b>	<b>7-5</b>	<b>192-27.4</b>	<b>27-67</b>	<b>.403</b>	<b>17-43</b>	<b>.395</b>	<b>42-52</b>	<b>.808</b>	<b>16-2.3</b>	<b>14-0</b>	<b>21</b>	<b>18</b>	<b>1</b>	<b>10</b>	<b>113-16.1</b>





# Eddie Ludwig

Forward \* 6-9 \* 215 \* Sophomore \* 1L \* Metairie, La. (Metairie Park Country Day)

# 13

### Top Performances

**Points**  
 Season: 8, vs. Memphis, 11/21/10  
 Career: 9, twice

**Rebounds**  
 Season: 8, vs. Memphis, 11/21/10  
 Career: 8, vs. Memphis, 11/21/10

**Field Goals Made**  
 Season: 3, vs. Memphis, 11/21/10  
 Career: 3, three times

**3 PT FG Made**  
 Season:  
 Career:

**Free Throws Made**  
 Season: 5, vs. UT-Martin, 11/18/10  
 Career: 5, twice

**Assists**  
 Season: 4, twice  
 Career: 5, at Arkansas, 2/10/10

**Blocks**  
 Season:  
 Career: 1, three times

**Steals**  
 Season: 3, vs. NW St., 11/12/10  
 Career: 4, vs. Georgia, 3/6/10

**Minutes Played**  
 Season: 32, vs. Memphis, 11/21/10  
 Career: 32, vs. Memphis, 11/21/10

### Top Career Scoring Games

1. 9 at Ole Miss, 3/4/10
1. 9 vs. Rice, 12/19/08
3. 8 vs. Memphis, 11/21/10
3. 8 vs. Tennessee (SECT), 3/11/10
5. 6 vs. Centenary, 11/24/10
5. 6 vs. Connecticut, 11/25/09
7. 5 vs. Houston, 11/30/10
7. 5 vs. UT-Martin, 11/18/10
7. 5 vs. Northwestern State, 12/12/09
10. 4 five times

### Sophomore Season (2010-11)

His best game of the year, one point off his career high with 32 minutes with eight points against Memphis (11/21) ... Also had career high eight rebounds and career minutes played (32).

### Ludwig's Game-by-Game Statistics

2010-11 OPPONENT	MIN	FG	3FG	FT	REB	PF/D	A	TO	BLK	STL	PTS
Northwestern State	18	0-0	0-0	4-4	3	5-1	0	2	0	3	4
Nicholls	22	1-2	0-0	2-2	2	3-0	0	2	0	0	4
Tennessee-Martin	12	0-0	0-0	5-6	1	2-0	0	0	0	0	5
Memphis (Tupelo)	32	3-7	0-2	2-2	8	3-0	1	2	0	1	8
Centenary	24	2-5	0-0	2-3	5	2-0	4	1	0	1	6
at South Alabama	21	0-0	0-0	4-4	4	1-0	4	4	0	0	4
Houston	10	2-2	0-0	1-1	3	0-0	0	0	0	2	5
Central Michigan											
Coastal Carolina											
McNeese State											
Wichita St. (S'port)											
North Texas											
Southern											
at Rice											
at Virginia											
at Auburn											
Arkansas											
at Kentucky											
Ole Miss											
at Tennessee											
at Alabama											
South Carolina											
Mississippi State											
at Ole Miss											
at Arkansas											
Alabama											
Florida											
at Miss. State											
Vanderbilt											
at Georgia											
Auburn											
SEC Tournament											

### Eddie Ludwig's Career Stats

YEAR	GP-GS	MIN/AVG	FG-FGA	PCT.	3FG-FGA	PCT.	FT-FTA	PCT.	REB-AVG	PF-FD	AST	TO	BLK	STL	PTS-AVG.
09-10	30-1	383/12.8	22-64	.344	0-8	.000	26-30	.867	74-2.5	47-0	19	19	3	14	70-2.3
10-11	7-0	139/19.9	8-16	.500	0-2	.000	20-22	.909	26-3.7	16-1	9	11	0	7	36-5.1
<b>Totals</b>	<b>37-1</b>	<b>522/14.1</b>	<b>30-80</b>	<b>.375</b>	<b>0-10</b>	<b>.000</b>	<b>46-52.</b>	<b>.885</b>	<b>100-2.7</b>	<b>63-1</b>	<b>28</b>	<b>30</b>	<b>3</b>	<b>21</b>	<b>106-2.9</b>



# Jalen Courtney

Forward \* 6-8 \* 210 \* Freshman \* HS \* Jackson, Miss. (Provine HS)

# 14

### Top Performances

**Points**  
 Season: 2, three times  
 Career: 2, three times

**Rebounds**  
 Season: 3, vs. Centenary, 11/24/10  
 Career: 3, vs. Centenary, 11/24/10

**Field Goals Made**  
 Season: 1, twice  
 Career: 1, twice

**3 PT FG Made**  
 Season:  
 Career:

**Free Throws Made**  
 Season: 2, vs. Centenary, 11/24/10  
 Career: 2, vs. Centenary, 11/24/10

**Assists**  
 Season:  
 Career:

**Blocks**  
 Season:  
 Career:

**Steals**  
 Season:  
 Career:

**Minutes Played**  
 Season: 12, vs. Centenary, 11/24/10  
 Career: 12, vs. Centenary, 11/24/10

**Top Career Scoring Games**  
 1. 2 vs. NW State, 11/12/10  
 1. 2 vs. Centenary, 11/24/10  
 1. 2 vs. Memphis, 11/21/10  
 4. 1 vs. UT-Martin, 11/18/10

### Freshman Season (2010-11)

#### Courtney's Game-by-Game Statistics

2010-11	OPONENT	MIN	FG	3FG	FT	REB	PF/D	A	TO	BLK	STL	PTS
Northwestern State	3	1-1	0-0	0-0	0	0-0	0	0	0	0	0	2
Nicholls	DNP											
Tennessee-Martin	4	0-1	0-0	1-2	1	1-0	0	0	0	0	0	1
Memphis (Tupelo)	5	1-1	0-0	0-0	0	1-0	0	0	0	0	0	2
Centenary	12	0-1	0-1	2-2	3	1-0	0	0	0	0	0	2
at South Alabama	1	0-0	0-0	0-0	0	0-0	0	0	0	0	0	0
Houston	DNP											
Central Michigan												
Coastal Carolina												
McNeese State												
Wichita St. (Sport)												
North Texas												
Southern												
at Rice												
at Virginia												
at Auburn												
Arkansas												
at Kentucky												
Ole Miss												
at Tennessee												
at Alabama												
South Carolina												
Mississippi State												
at Ole Miss												
at Arkansas												
Alabama												
Florida												
at Miss. State												
Vanderbilt												
at Georgia												
Auburn												
SEC Tournament												

### Jalen Courtney's Career Stats

YEAR	GP-GS	MIN/AVG	FG-FGA	PCT.	3FG-FGA	PCT.	FT-FTA	PCT.	REB.-AVG	PF-FD	AST	TO	BLK	STL	PTS-AVG.
10-11	5-0	25-5.0	2-4	.500	0-1	.000	3-4	.750	4-0.8	3-0	0	0	0	0	7-1.4
<b>Totals</b>	<b>5-0</b>	<b>25-5.0</b>	<b>2-4</b>	<b>.500</b>	<b>0-1</b>	<b>.000</b>	<b>3-4</b>	<b>.750</b>	<b>4-0.8</b>	<b>3-0</b>	<b>0</b>	<b>0</b>	<b>0</b>	<b>0</b>	<b>7-1.4</b>



# Dennis Harris

Forward • 6-11 \* 190 \* Sophomore \* 1L \* Jonesboro, Ga. (Mundy's Mills HS)

# 15

### Top Performances

#### Points

Season:  
Career: 12, vs. Alabama, 1/19/10

#### Rebounds

Season:  
Career: 8, twice

#### Field Goals Made

Season:  
Career: 5, three times

#### 3 PT FG Made

Season:  
Career: 2, vs. Miss. State, 2/20/10

#### Free Throws Made

Season:  
Career: 3, vs. ULM, 11/13/09

#### Assists

Season:  
Career: 4, vs. Western Ky, 11/17/09

#### Blocks

Season:  
Career: 2, twice

#### Steals

Season:  
Career: 2, vs. Miss. State, 2/20/10

#### Minutes Played

Season:  
Career: 29, vs. Western Ky., 11/17/09

### Top Career Scoring Games

1. 12 vs. Alabama, 1/9/10
2. 10 at Auburn, 2/27/10
2. 10 vs. Mississippi State, 2/20/10
2. 10 at Vanderbilt, 2/13/10
2. 10 vs. Indiana State, 11/16/09
6. 9 vs. Western Kentucky, 11/17/09
6. 9 vs. ULM, 11/13/09
8. 8 at Alabama, 1/27/10
9. 7 vs. McNeese, 1/4/10
10. 6 three times

### Sophomore Season (2010-11)

Missed start of season with left ankle sprain (NW St., 11/12)

### Harris' Game-by-Game Statistics

#### 2010-11

OPPONENT	MIN	FG	3FG	FT	REB	PF/D	A	TO	BLK	STL	PTS
Northwestern State	DNP -- injury										
Nicholls	DNP -- injury										
Tennessee-Martin	DNP -- injury										
Memphis (Tupelo)	DNP -- injury										
Centenary	DNP -- injury										
at South Alabama	DNP -- injury										
Houston	DNP -- injury										
Central Michigan											
Coastal Carolina											
McNeese State											
Wichita St. (Sport)											
North Texas											
Southern											
at Rice											
at Virginia											
at Auburn											
Arkansas											
at Kentucky											
Ole Miss											
at Tennessee											
at Alabama											
South Carolina											
Mississippi State											
at Ole Miss											
at Arkansas											
Alabama											
Florida											
at Miss. State											
Vanderbilt											
at Georgia											
Auburn											
SEC Tournament											

### Dennis Harris' Career Stats

YEAR	GP-GS	MIN/AVG	FG-FGA	PCT.	3FG-FGA	PCT.	FT-FTA	PCT.	REB.-AVG	PF-FD	AST	TO	BLK	STL	PTS-AVG.
09-10	29-9	415/14.3	56-111	.505	5-16	.313	17-32	.531	91-3.1	64-1	14	19	14	8	134-4.6
<b>Totals</b>	<b>29-9</b>	<b>415/14.3</b>	<b>56-111</b>	<b>.505</b>	<b>5-16</b>	<b>.313</b>	<b>17-32</b>	<b>.531</b>	<b>91-3.1</b>	<b>64-1</b>	<b>14</b>	<b>19</b>	<b>14</b>	<b>8</b>	<b>134-4.6</b>



# Matt Derenbecker

Forward \* 6-7 \* 185 \* Freshman \* HS \* Metairie, La. (Metairie Park Country Day)

# 21

### Top Performances

#### Points

Season:	14, vs. Nicholls, 11/16/10
Career:	14, vs. Nicholls, 11/16/10

#### Rebounds

Season:	6, vs. Nicholls, 11/16/10
Career:	6, vs. Nicholls, 11/16/10

#### Field Goals Made

Season:	5, vs. Nicholls, 11/16/10
Career:	5, vs. Nicholls, 11/16/10

#### 3 PT FG Made

Season:	3, vs. Nicholls, 11/16/10
Career:	3, vs. Nicholls, 11/16/10

#### Free Throws Made

Season:	1, twice
Career:	1, twice

#### Assists

Season:	2, at S. Alabama, 11/28/10
Career:	2, at S. Alabama, 11/28/10

#### Blocks

Season:	1, vs. Centenary, 11/24/10
Career:	1, vs. Centenary, 11/24/10

#### Steals

Season:	1, at S. Alabama, 11/28/10
Career:	1, at S. Alabama, 11/28/10

#### Minutes Played

Season:	25, vs. Nicholls, 11/16/10
Career:	25, vs. Nicholls, 11/16/10

### Top Career Scoring Games

1.	14	vs. Nicholls, 11/16/10
2.	9	at S. Alabama, 11/28/10
3.	6	vs. Centenary, 11/24/10
4.	5	vs. Houston, 11/30/10
4.	2	vs. UT-Martin, 11/18/10

### Freshman Season (2010-11)

Posted his first LSU points in Nicholls game (11/16) ... Hit all three field goal attempts, including two treys in nine-point effort at South Alabama (11/28).


### Derenbecker's Game-by-Game Statistics

#### 2009-10

OPPONENT	MIN	FG	3FG	FT	REB	PF/D	A	TO	BLK	STL	PTS
Northwestern State	6	0-0	0-0	0-0	0	2-0	0	2	0	0	0
Nicholls	28	5-10	3-7	1-1	6	3-0	0	2	0	0	14
Tennessee-Martin	19	1-3	0-2	0-0	2	1-0	0	1	0	0	2
Memphis (Tupelo)	8	0-3	0-3	0-0	1	1-0	1	0	0	0	0
Centenary	22	3-8	0-4	0-0	0	1-0	1	1	1	0	6
at South Alabama	15	3-3	2-2	1-2	4	2-0	2	0	0	1	9
Houston	11	2-4	1-2	0-0	0	0-0	0	1	0	0	5
Central Michigan											
Coastal Carolina											
McNeese State											
Wichita St. (S'port)											
North Texas											
Southern											
at Rice											
at Virginia											
at Auburn											
Arkansas											
at Kentucky											
Ole Miss											
at Tennessee											
at Alabama											
South Carolina											
Mississippi State											
at Ole Miss											
at Arkansas											
Alabama											
Florida											
at Miss. State											
Vanderbilt											
at Georgia											
Auburn											
SEC Tournament											

### Matt Derenbecker's Career Stats

YEAR	GP-GS	MIN/AVG	FG-FGA	PCT.	3FG-FGA	PCT.	FT-FTA	PCT.	REB.-AVG	PF-FO	AST	TO	BLK	STL	PTS-AVG.
10-11	7-0	109-15.6	14-31	.452	6-20	.300	2-3	.667	13-1.9	10-0	4	7	1	1	36-5.1
<b>Totals</b>	<b>7-0</b>	<b>109-15.6</b>	<b>14-31</b>	<b>.452</b>	<b>6-20</b>	<b>.300</b>	<b>2-3</b>	<b>.667</b>	<b>13-1.9</b>	<b>10-0</b>	<b>4</b>	<b>7</b>	<b>1</b>	<b>1</b>	<b>36-5.1</b>



# Ralston Turner

Guard \* 6-6 \* 193 \* Freshman \* HS \* Muscle Shoals, Ala. (Muscle Shoals HS)

# 22

### Top Performances

#### Points

Season:	21, vs. NW St., 11/12/10
Career:	21, vs. NW St., 11/12/10

#### Rebounds

Season:	5, vs. NW St., 11/12/10
Career:	5, vs. NW St., 11/12/10

#### Field Goals Made

Season:	6, twice
Career:	6, twice

#### 3 PT FG Made

Season:	3, twice
Career:	3, twice

#### Free Throws Made

Season:	6, vs. NW St., 11/12/10
Career:	6, vs. NW St., 11/12/10

#### Assists

Season:	5, vs. Houston, 11/30/10
Career:	5, vs. Houston, 11/30/10

#### Blocks

Season:	1, vs. Memphis, 11/21/10
Career:	1, vs. Memphis, 11/21/10

#### Steals

Season:	2, vs. NW St., 11/12/10
Career:	2, vs. NW St., 11/12/10

#### Minutes Played

Season:	38, vs. NW St., 11/12/10
Career:	38, vs. NW St., 11/12/10

### Top Career Scoring Games

1.	21	vs. Northwestern State., 11/12/10
2.	17	at S. Alabama, 11/28/10
3.	15	vs. Houston, 11/30/10
4.	11	vs. Memphis, 11/21/10
5.	10	vs. UT-Martin, 11/18/10
6.	8	vs. Centenary, 11/24/10
7.	6	vs. Nicholls, 11/16/10

### Freshman Season (2010-11)

Started the opening college game of his career and in 38 minutes scored 21 points, hitting 6-of-12 field goals with three treys against NW State (11/12) ... Third double figure game against Memphis (11/21).

### Turner's Game-by-Game Statistics

#### 2010-11

OPPONENT	MIN	FG	3FG	FT	REB	PF/D	A	TO	BLK	STL	PTS
Northwestern State	38	6-12	3-6	6-9	5	2-0	2	2	0	2	21
Nicholls	30	1-6	0-2	4-4	2	2-0	2	1	0	0	6
Tennessee-Martin	27	4-10	2-5	0-0	1	0-0	0	3	0	1	10
Memphis (Tupelo)	26	3-10	2-5	3-4	2	2-0	1	2	1	0	11
Centenary	21	3-6	2-5	0-0	3	1-0	1	2	0	0	8
at South Alabama	22	5-7	2-4	5-8	1	5-1	0	1	0	1	17
Houston	34	6-10	2-5	1-2	3	0-0	5	6	0	0	15
Central Michigan											
Coastal Carolina											
McNeese State											
Wichita St. (Sport)											
North Texas											
Southern											
at Rice											
at Virginia											
at Auburn											
Arkansas											
at Kentucky											
Ole Miss											
at Tennessee											
at Alabama											
South Carolina											
Mississippi State											
at Ole Miss											
at Arkansas											
Alabama											
Florida											
at Miss. State											
Vanderbilt											
at Georgia											
Auburn											
SEC Tournament											

### Ralston Turner's Career Stats

YEAR	GP-GS	MIN/AVG	FG-FGA	PCT.	3FG-FGA	PCT.	FT-FTA	PCT.	REB.-AVG	PF-FD	AST	TO	BLK	STL	PTS-AVG.
10-11	7-7	198-28.3	28-61	.459	13-32	.406	19-27	.704	17-2.4	2-1	11	17	1	4	88-12.6
<b>Totals</b>	<b>7-7</b>	<b>198-28.3</b>	<b>28-61</b>	<b>.459</b>	<b>13-32</b>	<b>.406</b>	<b>19-27</b>	<b>.704</b>	<b>17-2.4</b>	<b>2-1</b>	<b>11</b>	<b>17</b>	<b>1</b>	<b>4</b>	<b>88-12.6</b>





# Storm Warren

Forward \* 6-7 \* 230 \* Junior \* 2L \* Monroe, La. (Richwood HS)

# 24

### Top Performances

#### Points

Season: 12, twice  
 Career: 21, twice

#### Rebounds

Season: 14, vs. Nicholls, 11/16/10  
 Career: 16, twice

#### Field Goals Made

Season: 6, twice  
 Career: 9, twice

#### 3 PT FG Made

Season:  
 Career:

#### Free Throws Made

Season: 2, vs. Nicholls, 11/16/10  
 Career: 9, twice

#### Assists

Season: 2, vs. NW St., 11/12/10  
 Career: 4, vs. ULM, 11/13/09

#### Blocks

Season: 4, vs. Houston, 11/30/10  
 Career: 4, three times

#### Steals

Season: 3, twice  
 Career: 3, four times

#### Minutes Played

Season: 36, vs. Nicholls, 11/16/10  
 Career: 39, vs. UL-Lafayette, 12/1/09

### Top Career Scoring Games

1. 21 at Utah, 1/2/10
1. 21 vs. Northwestern State, 12/12/09
3. 20 vs. Western Kentucky, 11/17/09
4. 19 at South Carolina, 1/13/10
5. 18 vs. Tennessee (SECT), 3/11/10
5. 18 vs. UL-Lafayette, 12/1/09
7. 17 vs. Auburn, 1/20/10
8. 15 vs. UConn, 11/25/09
8. 15 vs. ULM, 11/13/09
10. 14 four times

### Junior Season (2010-11)

Started his 32nd consecutive game in the season opener against NW St. (11/12) .... 10th career double double against UT-Martin (11/18) and second consecutive game in double figure rebounds


### Warren's Game-by-Game Statistics

#### 2010-11

OPPONENT	MIN	FG	3FG	FT	REB	PF/D	A	TO	BLK	STL	PTS
Northwestern State	17	2-2	0-0	0-0	4	4-0	2	2	0	1	4
Nicholls	36	3-7	0-0	2-3	14	2-0	1	2	1	3	8
Tennessee-Martin	27	6-9	0-0	0-0	11	3-0	0	2	2	2	12
Memphis (Tupelo)	14	1-6	0-0	0-0	3	5-1	0	0	0	2	2
Centenary	16	0-6	0-0	1-2	6	1-0	1	1	3	2	1
at South Alabama	17	3-7	0-0	3-4	3	3-0	0	0	1	0	9
Houston	33	6-10	0-0	0-0	11	3-0	0	2	4	3	12
Central Michigan											
Coastal Carolina											
McNeese State											
Wichita St. (Sport)											
North Texas											
Southern											
at Rice											
at Virginia											
at Auburn											
Arkansas											
at Kentucky											
Ole Miss											
at Tennessee											
at Alabama											
South Carolina											
Mississippi State											
at Ole Miss											
at Arkansas											
Alabama											
Florida											
at Miss. State											
Vanderbilt											
at Georgia											
Auburn											
SEC Tournament											

### Storm Warren's Career Stats

YEAR	GP-GS	MIN/AVG	FG-FGA	PCT.	3FG-FGA	PCT.	FT-FTA	PCT.	REB.-AVG	PF-FD	AST	TO	BLK	STL	PTS-AVG.
08-09	30-0	224-7.5	21-49	.429	0-0	.000	19-39	.487	53-1.8	32-1	6	9	15	12	61-2.0
09-10	31-31	827-26.7	141-263	.536	0-0	.000	84-123	.683	223-7.2	104-5	13	46	44	33	366-11.8
10-11	7-7	160/22.9	21-47	.447	0-0	.000	6-9	.667	52-7.4	21-1	4	9	11	13	48-6.9
<b>Totals</b>	<b>68-38</b>	<b>1211/17.8</b>	<b>183-359</b>	<b>.510</b>	<b>0-0</b>	<b>.000</b>	<b>109-171</b>	<b>.637</b>	<b>328-4.8</b>	<b>157-7</b>	<b>23</b>	<b>64</b>	<b>70</b>	<b>58</b>	<b>475-7.0</b>



# Daron Populist

Guard \* 5-10 \* 170 \* Sophomore \* 1L \* Slidell, La. (Salmen HS)

# 25

### Top Performances

#### Points

Season: 6, vs. Centenary, 11/24/10  
 Career: 8, vs. Arkansas, 2/24/10

#### Rebounds

Season: 2, twice  
 Career: 2, four times

#### Field Goals Made

Season: 2, vs. Centenary, 11/24/10  
 Career: 2, twice

#### 3 PT FG Made

Season: 2, vs. Centenary, 11/24/10  
 Career: 2, twice

#### Free Throws Made

Season:  
 Career: 2, vs. Arkansas, 2/24/10

#### Assists

Season: 2, vs. NW St., 11/12/10  
 Career: 2, three times

#### Blocks

Season:  
 Career:

#### Steals

Season:  
 Career: 1, vs. Georgia, 3/6/10

#### Minutes Played

Season: 13, vs. Centenary, 11/24/10  
 Career: 23, twice

### Top Career Scoring Games

1. 8 vs. Arkansas, 2/24/10
2. 6 vs. Centenary, 11/24/10
3. 4 at Mississippi State, 1/30/10
4. 3 vs. Georgia, 3/6/10
4. 3 vs. Tennessee, 2/4/10
6. 2 vs. UT-Martin, 11/18/10
6. 2 at Arkansas, 2/10/10

### Sophomore Season (2010-11)

Played 13 minutes versus Centenary (11/24), scoring six points, hitting two treys

### Populist's Game-by-Game Statistics

#### 2009-10

OPPONENT	MIN	FG	3FG	FT	REB	PF/D	A	TO	BLK	STL	PTS
Northwestern State	3	0-0	0-0	0-0	0	1-0	2	0	0	0	0
Nicholls	7	0-1	0-0	0-0	0	4-0	0	3	0	0	0
Tennessee-Martin	8	1-1	0-0	0-0	2	2-0	1	0	0	0	2
Memphis (Tupelo)	DNP										
Centenary	13	2-5	2-4	0-0	2	1-0	1	0	0	0	6
at South Alabama	4	0-1	0-0	0-0	1	0-0	1	0	0	0	0
Houston	DNP										
Central Michigan											
Coastal Carolina											
McNeese State											
Wichita St. (S'port)											
North Texas											
Southern											
at Rice											
at Virginia											
at Auburn											
Arkansas											
at Kentucky											
Ole Miss											
at Tennessee											
at Alabama											
South Carolina											
Mississippi State											
at Ole Miss											
at Arkansas											
Alabama											
Florida											
at Miss. State											
Vanderbilt											
at Georgia											
Auburn											
SEC Tournament											

### Daron Populist's Career Stats

YEAR	GP-GS	MIN/AVG	FG-FGA	PCT.	3FG-FGA	PCT.	FT-FTA	PCT.	REB.-AVG	PF-FO	AST	TO	BLK	STL	PTS-AVG.
09-10	16-0	156-9.8	6-21	.286	5-16	.313	3-4	.750	8-0.5	7-0	9	9	0	1	20-1.3
10-11	5-0	35-7.0	3-8	.375	2-4	.500	0-0	.000	5-1.0	8-0	5	3	0	0	8-1.6
<b>Totals</b>	<b>21-0</b>	<b>191-9.1</b>	<b>9-29</b>	<b>.310</b>	<b>7-20</b>	<b>.350</b>	<b>3-4</b>	<b>.750</b>	<b>13-0.6</b>	<b>15-0</b>	<b>14</b>	<b>12</b>	<b>0</b>	<b>1</b>	<b>28-1.3</b>



# Aaron Dotson

Guard \* 6-4 \* 205 \* Sophomore \* 1 L \* Seattle, Wash. (Rainier Beach HS)

# 45

## Top Performances

### Points

Season: 17, vs. NW St., 11/12/10  
 Career: 17, vs. NW St., 11/12/10

### Rebounds

Season: 6, vs. UT-Martin, 11/21/10  
 Career: 6, vs. UT-Martin, 11/21/10

### Field Goals Made

Season: 5, twice  
 Career: 5, twice

### 3 PT FG Made

Season: 4, at S. Alabama, 11/28/10  
 Career: 4, at S. Alabama, 11/28/10

### Free Throws Made

Season: 7, vs. NW St., 11/12/10  
 Career: 7, vs. NW St., 11/12/10

### Assists

Season: 4, three times  
 Career: 5, vs. McNeese, 1/4/10

### Blocks

Season: 2, vs. Nicholls, 11/16/10  
 Career: 2, tjree to,es

### Steals

Season: 2, vs. Memphis, 11/21/10  
 Career: 2, vs. Memphis, 11/21/10

### Minutes Played

Season: 39, at S. Alabama, 11/28/10  
 Career: 39, at S. Alabama, 11/28/10

## Top Career Scoring Games

1. 17 vs. Northwestern State, 11/12/10
2. 15 at S. Alabama, 11/28/10
3. 13 vs. UT-Martin, 11/18/10
4. 12 vs. Memphis, 11/21/10
5. 11 vs. Washington State, 12/22/09
6. 10 vs. McNeese, 1/4/10
6. 10 vs. Rice, 12/19/09
8. 8 vs. Houston, 11/30/10
8. 8 vs. Centenary, 11/24/10
10. 7 at Ole Miss, 3/4/10

## Sophomore Season (2010-11)

Had a career high of 17 points in the season opener against NW St. (11/12) .. Hit two treys for second straight game against Centenary (11/24), 4-of-last-5 from arc ... In six games has made more threes (8) than last year (7) ... Made four at South Alabama (11/28)

## Dotson's Game-by-Game Statistics

### 2010-11

OPPONENT	MIN	FG	3FG	FT	REB	PF/D	A	TO	BLK	STL	PTS
Northwestern State	27	5-5	0-0	7-8	3	4-0	0	1	1	2	17
Nicholls	21	1-2	0-0	2-2	2	3-0	0	2	0	0	5
Tennessee-Martin	19	4-8	0-1	5-6	6	3-0	2	3	0	0	13
Memphis (Tupelo)	37	3-7	2-2	4-7	4	2-0	4	4	0	2	12
Centenary	20	3-5	2-3	0-0	1	1-0	4	1	0	0	8
at South Alabama	39	5-9	4-5	1-2	3	5-1	4	1	0	0	15
Houston	31	3-6	2-2	0-0	3	3-0	2	0	1	0	8
Central Michigan											
Coastal Carolina											
McNeese State											
Wichita St. (S'port)											
North Texas											
Southern											
at Rice											
at Virginia											
at Auburn											
Arkansas											
at Kentucky											
Ole Miss											
at Tennessee											
at Alabama											
South Carolina											
Mississippi State											
at Ole Miss											
at Arkansas											
Alabama											
Florida											
at Miss. State											
Vanderbilt											
at Georgia											
Auburn											
SEC Tournament											

## Aaron Dotson's Career Stats

YEAR	GP-GS	MIN/AVG	FG-FGA	PCT.	3FG-FGA	PCT.	FT-FTA	PCT.	REB.-AVG	PF-FO	AST	TO	BLK	STL	PTS-AVG.
09-10	29-17	539-18.6	32-109	.294	7-46	.152	23-43	.535	48-1.7	61-3	29	33	12	12	93-3.2
10-11	7-7	194-27.7	24-42	.571	10-14	.714	20-27	.741	22-3.1	22-1	17	14	4	4	78-11.1
<b>Totals</b>	<b>36-24</b>	<b>733-20.4</b>	<b>56-151</b>	<b>.371</b>	<b>71-60</b>	<b>.283</b>	<b>43-70</b>	<b>.614</b>	<b>70-1.9</b>	<b>83-4</b>	<b>46</b>	<b>47</b>	<b>16</b>	<b>16</b>	<b>172-4.8</b>

# The Last Time LSU ...

## ALL GAMES

### Scoring

Less Than 50 points	49 -- vs. Tenn. (SECT) (49-59), 3/11/10
50 or more points	73 -- vs. Houston(73-57), 11/30/10
60 or more points	73 -- vs. Houston (73-57), 11/30/10
70 or more points	73 -- vs. Houston (73-57), 11/30/10
80 or more points	80 -- at S. Alabama (80-65), 11/28/10
90 or more points	97 -- at Miss. State (97-94), 2/11/09
100 or more points	104 -- vs. Nicholls State (104-57), 11/21/05

### Opponents Scoring

Less than 50 points	36 -- by Centenary (36-78), 11/24/10
50 or more points	57 -- by Houston (57-73), 11/30/10
60 or more points	65 -- by S. Alabama (65-80), 11/28/10
70 or more points	70 -- by Memphis (70-61), 11/21/10
80 or more points	87 -- by Kentucky (87-52), 2/10/10
90 or more points	94-- by Miss. State (94-97), 2/11/09
100 or more points	101 -- by Ohio State (101-113), 1-15-05

### Field Goal Percentage

Shot 29 percent or less	29.2 -- at Alabama (14-48), 1/27/10
Shot 30 percent or more	50.0 -- vs. Houston (26-52), 11/30/10
Shot 40 percent or more	50.0 -- vs. Houston (26-52), 11/30/10
Shot 50 percent or more	50.0 -- vs. Houston (26-52), 11/30/10
Shot 60 percent or more	60.0 -- vs. NW State (24-40), 11/12/10
Shot 70 percent or more	70.3 -- vs. Centenary (45-64), 1-15-03

### Opponents Field Goal Percentage

Shot 29 percent or less	28.3 -- by Centenary (13-46), 11/24/10
Shot 30 percent or more	39.7 -- by Houston (23-58), 11/30/10
Shot 40 percent or more	46.9 -- by Memphis (23-49), 11/21/10
Shot 50 percent or more	51.0 -- by Ole Miss (26-51), 3/4/10
Shot 60 percent or more	61.0 -- by Arizona State (25-41), 11/27/09

### Three-Point FG Percentage

Shot less than 10 pct	7.1 -- at Xavier (1-14), 12/29/09
Shot 10 percent or more	35.7 -- vs. Houston (5-14), 11/30/10
Shot 20 percent or more	35.7 -- vs. Houston (5-14), 11/30/10
Shot 30 percent or more	35.7 -- vs. Houston (5-14), 11/30/10
Shot 40 percent or more	70.6 -- at S. Alabama (12-17), 11/28/10
Shot 50 percent or more	70.6 -- at S. Alabama (12-17), 11/28/10
Shot 60 percent or more	70.6 -- at S. Alabama (12-17), 11/28/10

### Opponents Three-Point FG Percentage

Shot less than 10 pct	7.1 -- by Georgia (1-14), 1/25/06
Shot 10 percent or more	37.5 -- by Houston (6-16), 11/30/10
Shot 20 percent or more	37.5 -- by Houston (6-16), 11/30/10
Shot 30 percent or more	37.5 -- by Houston (6-16), 11/30/10
Shot 40 percent or more	46.4 -- by Auburn (13-28), 2/27/10
Shot 50 percent or more	52.9 -- by Alabama (9-17), 1/27/10
Shot 60 percent or more	60.0 -- by McNeese State (9-15), 12/22/08

### Free Throw Percentage

Shot less than 50 pct	46.7 -- at Ole Miss (7-15), 1/12/08
Shot 50 percent or more	76.2 -- vs. Houston (16-21), 11/30/10
Shot 60 percent or more	76.2 -- vs. Houston (16-21), 11/30/10
Shot 70 percent or more	76.2 -- vs. Houston (16-21), 11/30/10
Shot 80 percent or more	90.0 -- vs. Georgia (9-10), 3/6/10
Shot 90 percent or more	90.0 -- vs. Georgia (9-10), 3/6/10
Shot 100 percent	100.0 -- vs. Grambling State (4-4), 12/13/08

### Rebounds

Less than 29 rebounds	29 -- at Arkansas, 2/10/10
Had 30 or more rebounds	32 -- vs. Houston, 11/30/10
Had 40 or more rebounds	43 -- vs. Centenary, 11/24/10
Had 50 or more rebounds	52 -- vs. UT-Martin, 11/18/10
Had 60 or more rebounds	60 -- vs. Troy State, 12-22-98

### Opponent Rebounds

Less than 20 rebounds	17 -- vs. Nicholls State, 12/17/08
Had 20 or more rebounds	35 -- by Houston, 11/30/10
Had 30 or more rebounds	35 -- by Houston, 11/30/10
Had 40 or more rebounds	41 -- by Tennessee (SECT), 3/11/10
Had 50 or more rebounds	53 -- by Kentucky, 2/6/10

### Assists

Less than 5 assists	4 -- vs. Alabama, 1-27-10
5 assists or more	14 -- vs. Houston, 11/30/10
10 assists or more	14 -- vs. Houston, 11/30/10
15 assists or more	17 -- vs. Centenary, 11/24/10
20 assists or more	22 -- vs. McNeese, 1/4/10
25 assists or more	26 -- vs. Troy, 11/30/08
30 or more assists	33 -- vs. Georgia State, 12-28-94

### Opponent Assists

Less than 5 assists.	4 -- by UT-Martin, 11/18/10
5 assists or more	6 -- by Houston, 11/30/10
10 assists or more	10 -- by S. Alabama, 11/28/10
15 assists or more	17 -- by Ole Miss, 3/4/10
20 assists or more	21 -- by Vanderbilt, 1/19/08
25 assists or more	28 -- by Fresno State, 11/26/99
30 assists or more	33 -- by Kentucky, 1-16-96

### Blocks

0 blocks	0 -- at Miss. State, 1/30/10
1 or more blocks	5 -- vs. Houston, 11/30/10
5 or more blocks	5 -- vs. Houston, 11/30/10
10 or more blocks	11 -- vs. Ole Miss, 2/14/09
15 or more blocks	16 -- vs. Alcorn State, 11/20/08

### Opponent Blocks

0 blocks	0 -- by Western Kentucky, 11/17/09
1 or more blocks	3 -- by Houston, 11/30/10
5 or more blocks	7 -- by S. Alabama, 11/28/10
10 or more blocks	11 -- by UConn, 1/6/07

### Steals

0 steals	0 -- vs. Georgia Tech, 3-17-90
1 or more steals	10 -- vs. Houston, 11/30/10
5 or more steals	10 -- vs. Houston, 11/30/10
10 or more steals	10 -- vs. Houston, 11/30/10
15 or more steals	22 -- vs. Arkansas, 2-17-01

### Opponent Steals

0 steals	0 -- by Washington State, 12/27/08
1 or more steals	6 -- by Houston, 11/30/10
5 or more steals	6 -- by Houston, 11/30/10
10 or more steals	12 -- by Nicholls, 11/16/10
15 or more steals	16 -- by Miami (Fla.), 12-27-01

# The Last Time An LSU Player...

## ALL GAMES

Scored 20 or more points .....	21	Andre Stringer, at South Alabama, 11/28/10
Scored 25 or more points.....	26	Bo Spencer, at Auburn, 2/27/10
Scored 30 or more points .....	38	Tasmin Mitchell, vs. Auburn, 1/20/10
Scored 35 or more points.....	38	Tasmin Mitchell, vs. Auburn, 1/20/10
Scored 40 or more points .....	41	Tasmin Mitchell, at Miss State, 2/11/09
Scored 45 or more points .....	46	Chris Jackson, vs. Vanderbilt, 2-18-90
Scored 50 or more points .....	51	Chris Jackson, vs. Texas, 1-2-90
Scored 55 or more points .....	55	Chris Jackson, vs. Ole Miss, 3-4-89
Scored 60 or more .....	64	Pete Maravich, vs. Kentucky, 2-21-70
Scored double figures in 5 straight games.....	7	Andre Stringer, 11/12/10 to 11/28/10
Scored double figures in 10 straight games .....	15	Tasmin Mitchell, 11/27/09 to 1/23/10
Scored double figures in 15 straight games .....	15	Tasmin Mitchell, 11/27/09 to 1/23/10
Scored double figures in 20 straight games.....	48	Glen Davis, 3/5/05 to 12/17/06
Scored double figures in 25 straight games.....	48	Glen Davis, 3/5/05 to 12/17/06
Scored double figures in 30 straight games.....	48	Glen Davis, 3/5/05 to 12/17/06
Scored double figures in 35 straight games.....	48	Glen Davis, 3/5/05 to 12/17/06
Scored double figures in 40 straight games .....	48	Glen Davis, 3/5/05 to 12/17/06
Scored double figures in 45 or more straight game .....	48	Glen Davis, 3/5/05 to 12/17/06
Scored 20 points or more in 2 straight games .....	2	Bo Spencer, 26 at Auburn (2/27/10); 20 at Ole Miss (3/4/10)
Scored 20 points or more in 3 straight games .....	3	Bo Spencer, 22 vs. Rice (12/19/09); 23 vs. Washington State (12/22/09); 20 at Xavier (12/29/09)
Scored 20 points or more in 4 straight games .....	4	Tasmin Mitchell, 26 vs. Louisiana-Lafayette (12/1/09); 24 vs. Northwestern State (12/12/09); 24 vs. Southeastern Louisiana (12/14/09); 27 vs. Nicholls State (12/17/09)
Scored 20 points or more in 5 straight games .....	6	Marcus Thornton, 25 at Ole Miss (1/12/08); 27 vs. Auburn (1/16/08); 27 at Vandy (1/19/08); 20 vs. Arkansas (1/26/08); 38 at Auburn (1/30/08); 22 vs. Alabama (2/2/08)
Scored 30 points or more in consecutive games .....	2	Marcus Thornton, 31 vs. Miss. State (1/21/09); 30 vs. Xavier (1/24/09)
Made 10-14 field goals in a game .....	10	Tasmin Mitchell, at Miss. State, 1/30/10
Made 15 or more field goals in a game.....	15	Tasmin Mitchell, vs. Auburn, 1/20/10
Attempted 15-19 field goals in a game .....	21	Tasmin Mitchell, vs. Georgia, 3/6/10
Attempted 20-24 field goals in a game .....	21	Tasmin Mitchell, vs. Georgia, 3/6/10
Attempted 25-29 field goals in a game .....	27	Marcus Thornton, at Miss. State, 3/8/08
Attempted 30 or more field goals in a game .....	34	Ronnie Henderson, vs. Oklahoma State, 12-20-94
Made 5 three pointers in a game .....	5	Bo Spencer, at Ole Miss, 3/4/10
Made 6-9 three pointers in a game.....	6	Marcus Thornton, vs. Florida, 2/24/09
Made 10 or more three pointers in a game.....	10	Chris Jackson, vs. Tennessee, 2-10-90
Attempted 7 three pointers in a game.....	7	Andre Stringer, vs. UT-Martin, 11/18/10
Attempted 8-10 three pointers in a game .....	8	Andre Stringer, vs. Nicholls, 11/16/10
Attempted 11 or more three pointers in a game .....	11	Bo Spencer, at Ole Miss, 3/4/10



# The Last Time An LSU Player...

## ALL GAMES

Had 10 or more rebounds .....	11 Storm Warren, vs. Houston, 11/30/10
Had 15 or more rebound .....	15 Malcolm White, vs. UT-Martin, 11/18/10
Had 20 or more rebounds .....	21 Jaime Lloreda, vs. McNeese State, 11-24-03
Had 10 or more rebounds in 2 straight games .....	2 Storm Warren, 14 vs. Nicholls, 11/16/10; 11 vs. UT-Martin, 11/18/10
Had 10 or more rebounds in 3 straight games .....	3 Tasmin Mitchell, 10 at Alabama, 1/27/10; 10 at Miss. State, 1/30/10; 17 vs. Tennessee, 2/4/10
Had 10 or more rebounds in 4 straight games .....	4 Tasmin Mitchell, 11 vs. Ole Miss, 1/23/10; 10 at Alabama, 1/27/10; 10 at Miss. State, 1/30/10; 17 vs. Tennessee, 2/4/10
Had 10 or more rebounds in 5 straight games .....	5 Tasmin Mitchell, 10 vs. Auburn, 1/20/10; 11 vs. Ole Miss, 1/23/10; 10 at Alabama, 1/27/10; 10 at Miss. State, 1/30/10; 17 vs. Tennessee, 2/4/10
Had 10 or more rebounds in 6 or more games.....	8 Glen Davis, 11 at Alabama, 2/4/06; 16 vs. Arkansas, 2/8/06; 15 at Florida, 2/11/06; 13 vs. Miss. State, 2/15/06; 11 at Auburn, 2/18/06; 11 at Vandy, 2/22/06; 15 vs. Kentucky, 2/25/06; 10 at S. Carolina, 2/28/06
Had 9 offensive rebounds in a game.....	9 Malcolm White, vs. UT-Martin, 11/18/10
Had 10 defensive rebounds in a game.....	12 Storm Warren, vs. Nicholls, 11/16/10
Had 5 or more assists.....	5 Ralston Turner, vs. Houston, 11/30/10
Had 8 or more assists.....	9 Garrett Temple, vs. Ole Miss, 2/14/09
Had 11 or more assists .....	12 Torris Bright, vs. McNeese State, 12-7-02
Had 16 or more assists .....	18 Randy Livingston, vs. George Mason, 12-3-94
Had 3 or more blocks in a game .....	4 Storm Warren, vs. Houston, 11/30/10
Had 5 or more blocks in a game .....	6 Chris Johnson, at Arkansas, 2/18/09
Had 8 or more blocks in a game .....	9 Tyrus Thomas, vs. Tennessee, 1/14/06
Had 11 or more blocks in a game .....	11 Stromile Swift, vs. Alabama, 2-10-99
Had 3 or more steals in a game.....	3 Storm Warren, vs. Houston, 11/30/10
Had 5 or more steals in a game.....	Andre Stringer, vs. Houston, 11/30/10
Had 8 or more steals in a game .....	5 Chris Bass, vs. Northwestern St., 11/12/10
Had 10 or more steals in a game .....	8 Clarence Ceasar, vs. Auburn, 1-8-94
Had a double-double .....	10 Shawn Griggs, vs. Tennessee, 2-23-91
Had a double-double in 2 straight games .....	Storm Warren, vs. Houston, 12 pts, 11 reb., 11/30/10
Had a double-double in 3 or more straight games.....	Tasmin Mitchell, at Miss. State, 26 pts-10 reb., 1/30/10; vs. Tennessee, 13 pts-17 reb., 2/4/10
Had a double-double in 4 or more straight games .....	3 Storm Warren, vs. Northwestern State, 21 pts-16 reb., 12/12/09; vs. Southeastern La. 14 pts-12 reb, 12/14/09; vs. Nicholls St., 13 pts-11 reb., vs. 12/17/09
Had a triple-double .....	4 Storm Warren, vs. UL-Lafayette, 18 pts-16 reb., 12/1/09; vs. Northwestern State, 21 pts-16 reb., 12/1/09; vs. Southeastern La. 14 pts-12 reb., 12/14/09; vs. Nicholls State, 13 pts-11 reb., 12/17/09
Played 40 minutes in a game.....	Shaquille O'Neal, 26 pts-13 reb-11 blks, vs. BYU, 3-19-92
Played 41 or more in a game .....	40 Bo Spencer vs. Tennessee (SECT), 3/11/10
Played 50 or more minutes in a game .....	44 Bo Spencer, vs. Washington State, 12/22/09
	45 Tasmin Mitchell, vs. Washington State, 12/22/09
	54 Maurice Carter, vs. Alabama, 2-10-99

**THE STAT CREW SYSTEM**  
**LSU Combined Team Statistics (as of Nov 30, 2010)**  
**All games**

<b>RECORD:</b>	<b>OVERALL</b>	<b>HOME</b>	<b>AWAY</b>	<b>NEUTRAL</b>
ALL GAMES	5-2	4-1	1-0	0-1
CONFERENCE	0-0	0-0	0-0	0-0
NON-CONFERENCE	5-2	4-1	1-0	0-1

##	Player	gp-gs	min	avg	Total		3-Point		F-Throw		Rebounds				pf	dq	a	to	blk	stl	pts	avg		
					fg-fga	fg%	3fg-fga	3fg%	ft-fta	ft%	off	def	tot	avg										
10	STRINGER, Andre	7-5	192	27.4	27-67	.403	17-43	.395	42-52	.808	3	13	16	2.3	14	0	21	18	1	10	113	16.1		
22	TURNER, Ralston	7-7	198	28.3	28-61	.459	13-32	.406	19-27	.704	2	15	17	2.4	12	1	11	17	1	4	88	12.6		
45	DOTSON, Aaron	7-7	194	27.7	24-42	.571	10-14	.714	20-27	.741	5	17	22	3.1	22	1	17	14	4	4	78	11.1		
05	WHITE, Malcolm	7-7	164	23.4	22-44	.500	0-0	.000	14-23	.609	19	19	38	5.4	21	1	2	11	9	1	58	8.3		
24	WARREN, Storm	7-7	160	22.9	21-47	.447	0-0	.000	6-9	.667	16	36	52	7.4	21	1	4	9	11	13	48	6.9		
21	DERENBECKER, Matt	7-0	109	15.6	14-31	.452	6-20	.300	2-3	.667	2	11	13	1.9	10	0	4	7	1	1	36	5.1		
13	LUDWIG, Eddie	7-0	139	19.9	8-16	.500	0-2	.000	20-22	.909	14	12	26	3.7	16	1	9	11	0	7	36	5.1		
03	GREEN, Garrett	7-0	75	10.7	11-29	.379	0-2	.000	3-11	.273	9	27	36	5.1	15	1	1	7	1	7	25	3.6		
04	BASS, Chris	7-2	109	15.6	5-8	.625	0-0	.000	4-13	.308	3	14	17	2.4	9	0	16	9	1	5	14	2.0		
25	POPULIST, Daron	5-0	35	7.0	3-8	.375	2-4	.500	0-0	.000	0	5	5	1.0	8	0	5	3	0	0	8	1.6		
14	COURTNEY, Jalen	5-0	25	5.0	2-4	.500	0-1	.000	3-4	.750	0	4	4	0.8	3	0	0	0	0	0	7	1.4		
Team											14	13	27											
Total.....		7	1400		165-357	.462	48-118	.407	133-191	.696	87	186	273	39.0	151	6	90	111	29	52	511	73.0		
Opponents.....		7	1400		144-390	.369	40-129	.310	96-157	.611	93	128	221	31.6	161	4	51	98	26	56	424	60.6		

<b>TEAM STATISTICS</b>	<b>LSU</b>	<b>OPP</b>	<b>Date</b>	<b>Opponent</b>	<b>Score</b>	<b>Att.</b>
SCORING	511	424	11/12/10	NORTHWESTERN STATE	w 87-78	7842
Points per game	73.0	60.6	11/16/10	NICHOLLS STATE	L 53-62	6913
Scoring margin	+12.4	-	11/18/10	TENNESSEE-MARTIN	w 79-56	6607
FIELD GOALS-ATT	165-357	144-390	11/21/10	vs Memphis	L 61-70	7941
Field goal pct	.462	.369	11/24/10	CENTENARY	w 78-36	6742
3 POINT FG-ATT	48-118	40-129	11/28/10	at South Alabama	w 80-65	3653
3-point FG pct	.407	.310	11/30/10	HOUSTON	w 73-57	6688
3-pt FG made per game	6.9	5.7	* - Conference game			
FREE THROWS-ATT	133-191	96-157				
Free throw pct	.696	.611				
F-Throws made per game	19.0	13.7				
REBOUNDS	273	221				
Rebounds per game	39.0	31.6				
Rebounding margin	+7.4	-				
ASSISTS	90	51				
Assists per game	12.9	7.3				
TURNOVERS	111	98				
Turnovers per game	15.9	14.0				
Turnover margin	-1.9	-				
Assist/turnover ratio	0.8	0.5				
STEALS	52	56				
Steals per game	7.4	8.0				
BLOCKS	29	26				
Blocks per game	4.1	3.7				
ATTENDANCE	34792	11594				
Home games-Avg/Game	5-6958	1-3653				
Neutral site-Avg/Game	-	1-7941				

<b>Score by Periods</b>	<b>1st</b>	<b>2nd</b>	<b>Totals</b>
LSU	263	248	511
Opponents	186	238	424

**THE STAT CREW SYSTEM**  
**LSU Category Leaders (as of Nov 30, 2010)**  
**All games**

<b>Points</b>	<b>G</b>	<b>Pts</b>	<b>Pts/G</b>	<b>Scoring Average</b>	<b>G</b>	<b>Pts</b>	<b>Avg/G</b>
STRINGER, Andre	7	113	16.1	STRINGER, Andre	7	113	16.1
TURNER, Ralston	7	88	12.6	TURNER, Ralston	7	88	12.6
DOTSON, Aaron	7	78	11.1	DOTSON, Aaron	7	78	11.1
WHITE, Malcolm	7	58	8.3	WHITE, Malcolm	7	58	8.3
WARREN, Storm	7	48	6.9	WARREN, Storm	7	48	6.9
LUDWIG, Eddie	7	36	5.1	LUDWIG, Eddie	7	36	5.1
DERENBECKER, Matt	7	36	5.1	DERENBECKER, Matt	7	36	5.1
GREEN, Garrett	7	25	3.6	GREEN, Garrett	7	25	3.6
BASS, Chris	7	14	2.0	BASS, Chris	7	14	2.0
POPULIST, Daron	5	8	1.6	POPULIST, Daron	5	8	1.6
COURTNEY, Jalen	5	7	1.4	COURTNEY, Jalen	5	7	1.4

<b>FG Percentage</b>	<b>FG</b>	<b>Att</b>	<b>Pct</b>	<b>Field Goal Attempts</b>	<b>G</b>	<b>Att</b>	<b>Att/G</b>
BASS, Chris	5	8	.625	STRINGER, Andre	7	67	9.6
DOTSON, Aaron	24	42	.571	TURNER, Ralston	7	61	8.7
WHITE, Malcolm	22	44	.500	WARREN, Storm	7	47	6.7
LUDWIG, Eddie	8	16	.500	WHITE, Malcolm	7	44	6.3
COURTNEY, Jalen	2	4	.500	DOTSON, Aaron	7	42	6.0
TURNER, Ralston	28	61	.459				
DERENBECKER, Matt	14	31	.452	<b>Field Goals Made</b>	<b>G</b>	<b>Made</b>	<b>Made/G</b>
WARREN, Storm	21	47	.447	TURNER, Ralston	7	28	4.0
STRINGER, Andre	27	67	.403	STRINGER, Andre	7	27	3.9
GREEN, Garrett	11	29	.379	DOTSON, Aaron	7	24	3.4
POPULIST, Daron	3	8	.375	WHITE, Malcolm	7	22	3.1
				WARREN, Storm	7	21	3.0

<b>3-Point Percentage</b>	<b>3FG</b>	<b>Att</b>	<b>Pct</b>	<b>3-Point FG Attempts</b>	<b>G</b>	<b>Att</b>	<b>Att/G</b>
DOTSON, Aaron	10	14	.714	STRINGER, Andre	7	43	6.1
POPULIST, Daron	2	4	.500	TURNER, Ralston	7	32	4.6
TURNER, Ralston	13	32	.406	DERENBECKER, Matt	7	20	2.9
STRINGER, Andre	17	43	.395	DOTSON, Aaron	7	14	2.0
DERENBECKER, Matt	6	20	.300	POPULIST, Daron	5	4	0.8
LUDWIG, Eddie	0	2	.000				
COURTNEY, Jalen	0	1	.000	<b>3-Point FG Made</b>	<b>G</b>	<b>Made</b>	<b>Made/G</b>
GREEN, Garrett	0	2	.000	STRINGER, Andre	7	17	2.4
				TURNER, Ralston	7	13	1.9
				DOTSON, Aaron	7	10	1.4
				DERENBECKER, Matt	7	6	0.9
				POPULIST, Daron	5	2	0.4

<b>Free Throw Percent</b>	<b>FG</b>	<b>Att</b>	<b>Pct</b>	<b>Free Throw Attempts</b>	<b>G</b>	<b>Att</b>	<b>Att/G</b>
LUDWIG, Eddie	20	22	.909	STRINGER, Andre	7	52	7.4
STRINGER, Andre	42	52	.808	DOTSON, Aaron	7	27	3.9
COURTNEY, Jalen	3	4	.750	TURNER, Ralston	7	27	3.9
DOTSON, Aaron	20	27	.741	WHITE, Malcolm	7	23	3.3
TURNER, Ralston	19	27	.704	LUDWIG, Eddie	7	22	3.1
WARREN, Storm	6	9	.667				
DERENBECKER, Matt	2	3	.667	<b>Free Throws Made</b>	<b>G</b>	<b>Made</b>	<b>Made/G</b>
WHITE, Malcolm	14	23	.609	STRINGER, Andre	7	42	6.0
BASS, Chris	4	13	.308	LUDWIG, Eddie	7	20	2.9
GREEN, Garrett	3	11	.273	DOTSON, Aaron	7	20	2.9
				TURNER, Ralston	7	19	2.7
				WHITE, Malcolm	7	14	2.0

**THE STAT CREW SYSTEM**  
**LSU Category Leaders (as of Nov 30, 2010)**  
**All games**

<u>Rebounds</u>	<u>G</u>	<u>Reb</u>	<u>Reb/G</u>
WARREN, Storm	7	52	7.4
WHITE, Malcolm	7	38	5.4
GREEN, Garrett	7	36	5.1
LUDWIG, Eddie	7	26	3.7
DOTSON, Aaron	7	22	3.1

<u>Assists</u>	<u>G</u>	<u>No.</u>	<u>Ast/G</u>
STRINGER, Andre	7	21	3.0
DOTSON, Aaron	7	17	2.4
BASS, Chris	7	16	2.3
TURNER, Ralston	7	11	1.6
LUDWIG, Eddie	7	9	1.3

<u>Rebound Average</u>	<u>G</u>	<u>Reb</u>	<u>Avg/G</u>
WARREN, Storm	7	52	7.4
WHITE, Malcolm	7	38	5.4
GREEN, Garrett	7	36	5.1
LUDWIG, Eddie	7	26	3.7
DOTSON, Aaron	7	22	3.1

<u>Steals</u>	<u>G</u>	<u>No.</u>	<u>Stl/G</u>
WARREN, Storm	7	13	1.9
STRINGER, Andre	7	10	1.4
GREEN, Garrett	7	7	1.0
LUDWIG, Eddie	7	7	1.0
BASS, Chris	7	5	0.7

<u>Offensive Rebounds</u>	<u>G</u>	<u>No.</u>	<u>Avg/G</u>
WHITE, Malcolm	7	19	2.7
WARREN, Storm	7	16	2.3
LUDWIG, Eddie	7	14	2.0
GREEN, Garrett	7	9	1.3
DOTSON, Aaron	7	5	0.7

<u>Blocked Shots</u>	<u>G</u>	<u>No.</u>	<u>Blk/G</u>
WARREN, Storm	7	11	1.6
WHITE, Malcolm	7	9	1.3
DOTSON, Aaron	7	4	0.6
BASS, Chris	7	1	0.1
STRINGER, Andre	7	1	0.1
GREEN, Garrett	7	1	0.1
DERENBECKER, Matt	7	1	0.1
TURNER, Ralston	7	1	0.1

<u>Defensive Rebounds</u>	<u>G</u>	<u>No.</u>	<u>Avg/G</u>
WARREN, Storm	7	36	5.1
GREEN, Garrett	7	27	3.9
WHITE, Malcolm	7	19	2.7
DOTSON, Aaron	7	17	2.4
TURNER, Ralston	7	15	2.1

<u>Minutes</u>	<u>G</u>	<u>No.</u>	<u>Min/G</u>
TURNER, Ralston	7	198	28.3
DOTSON, Aaron	7	194	27.7
STRINGER, Andre	7	192	27.4
WHITE, Malcolm	7	164	23.4
WARREN, Storm	7	160	22.9

<u>Fouls</u>	<u>G</u>	<u>No.</u>	<u>Per/G</u>
DOTSON, Aaron	7	22	3.1
WHITE, Malcolm	7	21	3.0
WARREN, Storm	7	21	3.0
LUDWIG, Eddie	7	16	2.3
GREEN, Garrett	7	15	2.1

<u>Turnovers</u>	<u>G</u>	<u>No.</u>	<u>TO/G</u>
STRINGER, Andre	7	18	2.6
TURNER, Ralston	7	17	2.4
DOTSON, Aaron	7	14	2.0
LUDWIG, Eddie	7	11	1.6
WHITE, Malcolm	7	11	1.6

<u>Foulsouts</u>	<u>G</u>	<u>No.</u>
DOTSON, Aaron	7	1
WHITE, Malcolm	7	1
WARREN, Storm	7	1
LUDWIG, Eddie	7	1
GREEN, Garrett	7	1
TURNER, Ralston	7	1

THE STAT CREW SYSTEM  
 LSU Team Game-by-Game (as of Nov 30, 2010)  
 All games

TEAM STATISTICS

Opponent	Date	Score		Total		3-Pointers		Free throws		Rebounds				pf	a	t/o	blk	stl	pts	avg
				fg-fga	pct	3fg-fga	pct	ft-fta	pct	off	def	tot	avg							
NORTHWESTERN STATE	11/12/10	87-78	W	24-40	.600	7-15	.467	32-46	.696	9	24	33	33.0	30	13	25	4	13	87	87.0
NICHOLLS STATE	11/16/10	53-62	L	16-43	.372	6-18	.333	15-21	.714	7	30	37	35.0	22	8	18	4	3	53	70.0
TENNESSEE-MARTIN	11/18/10	79-56	W	27-62	.435	3-15	.200	22-29	.759	22	30	52	40.7	20	11	15	5	7	79	73.0
vs Memphis	11/21/10	61-70	L	18-52	.346	5-15	.333	20-29	.690	9	26	35	39.2	27	13	13	4	7	61	70.0
CENTENARY	11/24/10	78-36	W	29-61	.475	10-24	.417	10-17	.588	17	26	43	40.0	12	17	9	4	7	78	71.6
at South Alabama	11/28/10	80-65	W	25-47	.532	12-17	.706	18-28	.643	9	29	38	39.7	24	14	14	3	5	80	73.0
HOUSTON	11/30/10	73-57	W	26-52	.500	5-14	.357	16-21	.762	14	21	35	39.0	16	14	17	5	10	73	73.0
LSU		511		165-357	.462	48-118	.407	133-191	.696	87	186	273	39.0	151	90	111	29	52	511	73.0
Opponents		424		144-390	.369	40-129	.310	96-157	.611	93	128	221	31.6	161	51	98	26	56	424	60.6

Games played: 7  
 Points/game: 73.0  
 FG Pct: 46.2  
 3FG Pct: 40.7  
 FT Pct: 69.6

Rebounds/game: 39.0  
 Assists/game: 12.9  
 Turnovers/game: 15.9  
 Assist/turnover ratio: 0.8  
 Steals/game: 7.4  
 Blocks/game: 4.1

THE STAT CREW SYSTEM  
 LSU Opponent Game-by-Game (as of Nov 30, 2010)  
 All games

OPPONENT STATISTICS

Opponent	Date	Score		Total		3-Pointers		Free throws		Rebounds				pf	a	t/o	blk	stl	pts	avg
				fg-fga	pct	3fg-fga	pct	ft-fta	pct	off	def	tot	avg							
NORTHWESTERN STATE	11/12/10	87-78	W	29-70	.414	7-26	.269	13-27	.481	24	12	36	36.0	32	8	17	3	14	78	78.0
NICHOLLS STATE	11/16/10	53-62	L	19-53	.358	6-19	.316	18-27	.667	10	23	33	34.5	19	7	8	2	12	62	70.0
TENNESSEE-MARTIN	11/18/10	79-56	W	19-60	.317	4-18	.222	14-22	.636	16	16	32	33.7	23	4	14	2	8	56	65.3
vs Memphis	11/21/10	61-70	L	23-49	.469	7-19	.368	17-28	.607	6	27	33	33.5	27	9	16	5	7	70	66.5
CENTENARY	11/24/10	78-36	W	13-46	.283	4-15	.267	6-10	.600	7	19	26	32.0	16	7	15	4	5	36	60.4
at South Alabama	11/28/10	80-65	W	18-54	.333	6-16	.375	23-31	.742	12	17	29	31.5	24	10	9	7	4	65	61.2
HOUSTON	11/30/10	73-57	W	23-58	.397	6-16	.375	5-12	.417	18	14	32	31.6	20	6	19	3	6	57	60.6
Opponents		424		144-390	.369	40-129	.310	96-157	.611	93	128	221	31.6	161	51	98	26	56	424	60.6
LSU		511		165-357	.462	48-118	.407	133-191	.696	87	186	273	39.0	151	90	111	29	52	511	73.0

Games played: 7  
 Points/game: 60.6  
 FG Pct: 36.9  
 3FG Pct: 31.0  
 FT Pct: 61.1

Rebounds/game: 31.6  
 Assists/game: 7.3  
 Turnovers/game: 14.0  
 Assist/turnover ratio: 0.5  
 Steals/game: 8.0  
 Blocks/game: 3.7

**THE STAT CREW SYSTEM**  
**LSU Points-Rebounds-Assists (as of Nov 30, 2010)**  
**All games**

Opponent	Date	Score		03	04	05	10	13	14	21
				GREEN,GARR	BASS,CHRIS	WHITE,MALC	STRINGER,A	LUDWIG,EDD	COURTNEY,J	DERENBECKE
NORTHWESTERN STATE	11/12/10	87-78	w	2-6-0	4-2-2	12-4-0	21-3-5	4-3-0	2-0-0	0-0-0
NICHOLLS STATE	11/16/10	53-62	L	0-4-1	0-2-0	2-2-0	14-2-3	4-2-0	DNP	14-6-0
TENNESSEE-MARTIN	11/18/10	79-56	w	3-3-0	4-3-5	12-15-2	15-2-1	5-1-0	1-1-0	2-2-0
vs Memphis	11/21/10	61-70	L	8-4-0	0-2-4	5-4-0	13-2-2	8-8-1	2-0-0	0-1-1
CENTENARY	11/24/10	78-36	w	8-9-0	3-5-1	14-7-0	16-0-4	6-5-4	2-3-0	6-0-1
at South Alabama	11/28/10	80-65	w	0-5-0	1-2-0	4-4-0	21-4-3	4-4-4	0-0-0	9-4-2
HOUSTON	11/30/10	73-57	w	4-5-0	2-1-4	9-2-0	13-3-3	5-3-0	DNP	5-0-0

Opponent	Date	Score		22	24	25	45
				TURNER,RAL	WARREN,STO	POPULIST,D	DOTSON,AAR
NORTHWESTERN STATE	11/12/10	87-78	w	21-5-2	4-4-2	0-0-2	17-3-0
NICHOLLS STATE	11/16/10	53-62	L	6-2-2	8-14-1	0-0-0	5-2-1
TENNESSEE-MARTIN	11/18/10	79-56	w	10-1-0	12-11-0	2-2-1	13-6-2
vs Memphis	11/21/10	61-70	L	11-2-1	2-3-0	DNP	12-4-4
CENTENARY	11/24/10	78-36	w	8-3-1	1-6-1	6-2-1	8-1-4
at South Alabama	11/28/10	80-65	w	17-1-0	9-3-0	0-1-1	15-3-4
HOUSTON	11/30/10	73-57	w	15-3-5	12-11-0	DNP	8-3-2



THE STAT CREW SYSTEM  
 LSU Team High/Low Analysis (as of Nov 30, 2010)  
 All games

LSU - TEAM GAME HIGHS

POINTS	87	NORTHWESTERN STATE (11/12/10)
	80	at South Alabama (11/28/10)
	79	TENNESSEE-MARTIN (11/18/10)
	78	CENTENARY (11/24/10)
FIELD GOALS MADE	73	HOUSTON (11/30/10)
	29	CENTENARY (11/24/10)
FIELD GOAL ATTEMPTS	27	TENNESSEE-MARTIN (11/18/10)
	62	TENNESSEE-MARTIN (11/18/10)
FIELD GOAL PERCENTAGE	61	CENTENARY (11/24/10)
	.600 (24-40)	NORTHWESTERN STATE (11/12/10)
3 PT FIELD GOALS MADE	.532 (25-47)	at South Alabama (11/28/10)
	12	at South Alabama (11/28/10)
3 PT FG ATTEMPTS	10	CENTENARY (11/24/10)
	24	CENTENARY (11/24/10)
3 PT FG PERCENTAGE	18	NICHOLLS STATE (11/16/10)
	.706 (12-17)	at South Alabama (11/28/10)
FREE THROWS MADE	.467 (7-15)	NORTHWESTERN STATE (11/12/10)
	32	NORTHWESTERN STATE (11/12/10)
FREE THROW ATTEMPTS	22	TENNESSEE-MARTIN (11/18/10)
	46	NORTHWESTERN STATE (11/12/10)
FREE THROW PERCENTAGE	29	vs Memphis (11/21/10)
	.762 (16-21)	HOUSTON (11/30/10)
REBOUNDS	29	TENNESSEE-MARTIN (11/18/10)
	.759 (22-29)	TENNESSEE-MARTIN (11/18/10)
ASSISTS	52	TENNESSEE-MARTIN (11/18/10)
	43	CENTENARY (11/24/10)
STEALS	17	CENTENARY (11/24/10)
	14	HOUSTON (11/30/10)
BLOCKED SHOTS	14	at South Alabama (11/28/10)
	13	NORTHWESTERN STATE (11/12/10)
TURNOVERS	10	HOUSTON (11/30/10)
	5	HOUSTON (11/30/10)
FOULS	5	TENNESSEE-MARTIN (11/18/10)
	25	NORTHWESTERN STATE (11/12/10)
	18	NICHOLLS STATE (11/16/10)
	30	NORTHWESTERN STATE (11/12/10)
	27	vs Memphis (11/21/10)

THE STAT CREW SYSTEM  
 LSU High/Low Analysis (as of Nov 30, 2010)  
 All games

Opponent - GAME HIGHS

POINTS	78		NORTHWESTERN STATE (11/12/10)
	70		vs Memphis (11/21/10)
	65		at South Alabama (11/28/10)
FIELD GOALS MADE	62		NICHOLLS STATE (11/16/10)
	57		HOUSTON (11/30/10)
	29		NORTHWESTERN STATE (11/12/10)
FIELD GOAL ATTEMPTS	23		HOUSTON (11/30/10)
	23		vs Memphis (11/21/10)
	70		NORTHWESTERN STATE (11/12/10)
FIELD GOAL PERCENTAGE	60		TENNESSEE-MARTIN (11/18/10)
	.469	(23-49)	vs Memphis (11/21/10)
	.414	(29-70)	NORTHWESTERN STATE (11/12/10)
3 PT FIELD GOALS MADE	7		vs Memphis (11/21/10)
	7		NORTHWESTERN STATE (11/12/10)
	26		NORTHWESTERN STATE (11/12/10)
3 PT FG ATTEMPTS	19		vs Memphis (11/21/10)
	19		NICHOLLS STATE (11/16/10)
	.375	(6-16)	HOUSTON (11/30/10)
3 PT FG PERCENTAGE	.375	(6-16)	at South Alabama (11/28/10)
	23		at South Alabama (11/28/10)
	18		NICHOLLS STATE (11/16/10)
FREE THROWS MADE	31		at South Alabama (11/28/10)
	28		vs Memphis (11/21/10)
	.742	(23-31)	at South Alabama (11/28/10)
FREE THROW ATTEMPTS	.667	(18-27)	NICHOLLS STATE (11/16/10)
	36		NORTHWESTERN STATE (11/12/10)
	33		vs Memphis (11/21/10)
REBOUNDS	33		NICHOLLS STATE (11/16/10)
	10		at South Alabama (11/28/10)
	9		vs Memphis (11/21/10)
ASSISTS	14		NORTHWESTERN STATE (11/12/10)
	12		NICHOLLS STATE (11/16/10)
	7		at South Alabama (11/28/10)
STEALS	5		vs Memphis (11/21/10)
	19		HOUSTON (11/30/10)
	17		NORTHWESTERN STATE (11/12/10)
BLOCKED SHOTS	32		NORTHWESTERN STATE (11/12/10)
	27		vs Memphis (11/21/10)
TURNOVERS			
FOULS			

THE STAT CREW SYSTEM  
 LSU High/Low Analysis (as of Nov 30, 2010)  
 All games

LSU - GAME LOWS

POINTS	53		NICHOLLS STATE (11/16/10)
	61		vs Memphis (11/21/10)
	73		HOUSTON (11/30/10)
FIELD GOALS MADE	78		CENTENARY (11/24/10)
	79		TENNESSEE-MARTIN (11/18/10)
	16		NICHOLLS STATE (11/16/10)
FIELD GOAL ATTEMPTS	18		vs Memphis (11/21/10)
	40		NORTHWESTERN STATE (11/12/10)
	43		NICHOLLS STATE (11/16/10)
FIELD GOAL PERCENTAGE	.346	(18-52)	vs Memphis (11/21/10)
	.372	(16-43)	NICHOLLS STATE (11/16/10)
	3		TENNESSEE-MARTIN (11/18/10)
3 PT FIELD GOALS MADE	5		vs Memphis (11/21/10)
	5		HOUSTON (11/30/10)
	14		HOUSTON (11/30/10)
3 PT FG ATTEMPTS	15		NORTHWESTERN STATE (11/12/10)
	15		TENNESSEE-MARTIN (11/18/10)
	15		vs Memphis (11/21/10)
3 PT FG PERCENTAGE	.200	(3-15)	TENNESSEE-MARTIN (11/18/10)
	.333	(5-15)	vs Memphis (11/21/10)
	.333	(6-18)	NICHOLLS STATE (11/16/10)
FREE THROWS MADE	10		CENTENARY (11/24/10)
	15		NICHOLLS STATE (11/16/10)
	17		CENTENARY (11/24/10)
FREE THROW ATTEMPTS	21		NICHOLLS STATE (11/16/10)
	21		HOUSTON (11/30/10)
	.588	(10-17)	CENTENARY (11/24/10)
FREE THROW PERCENTAGE	.643	(18-28)	at South Alabama (11/28/10)
	33		NORTHWESTERN STATE (11/12/10)
	35		vs Memphis (11/21/10)
REBOUNDS	35		HOUSTON (11/30/10)
	8		NICHOLLS STATE (11/16/10)
	11		TENNESSEE-MARTIN (11/18/10)
ASSISTS	3		NICHOLLS STATE (11/16/10)
	5		at South Alabama (11/28/10)
	3		at South Alabama (11/28/10)
BLOCKED SHOTS	4		NORTHWESTERN STATE (11/12/10)
	4		NICHOLLS STATE (11/16/10)
	4		vs Memphis (11/21/10)
TURNOVERS	4		CENTENARY (11/24/10)
	9		CENTENARY (11/24/10)
	13		vs Memphis (11/21/10)
FOULS	12		CENTENARY (11/24/10)
	16		HOUSTON (11/30/10)

THE STAT CREW SYSTEM  
 LSU High/Low Analysis (as of Nov 30, 2010)  
 All games

Opponent - GAME LOWS

POINTS	36		CENTENARY (11/24/10)
	56		TENNESSEE-MARTIN (11/18/10)
	57		HOUSTON (11/30/10)
	62		NICHOLLS STATE (11/16/10)
	65		at South Alabama (11/28/10)
FIELD GOALS MADE	13		CENTENARY (11/24/10)
	18		at South Alabama (11/28/10)
FIELD GOAL ATTEMPTS	46		CENTENARY (11/24/10)
	49		vs Memphis (11/21/10)
FIELD GOAL PERCENTAGE	.283	(13-46)	CENTENARY (11/24/10)
	.317	(19-60)	TENNESSEE-MARTIN (11/18/10)
3 PT FIELD GOALS MADE	4		TENNESSEE-MARTIN (11/18/10)
	4		CENTENARY (11/24/10)
3 PT FG ATTEMPTS	15		CENTENARY (11/24/10)
	16		at South Alabama (11/28/10)
	16		HOUSTON (11/30/10)
3 PT FG PERCENTAGE	.222	(4-18)	TENNESSEE-MARTIN (11/18/10)
	.267	(4-15)	CENTENARY (11/24/10)
FREE THROWS MADE	5		HOUSTON (11/30/10)
	6		CENTENARY (11/24/10)
FREE THROW ATTEMPTS	10		CENTENARY (11/24/10)
	12		HOUSTON (11/30/10)
FREE THROW PERCENTAGE	.417	(5-12)	HOUSTON (11/30/10)
	.481	(13-27)	NORTHWESTERN STATE (11/12/10)
REBOUNDS	26		CENTENARY (11/24/10)
	29		at South Alabama (11/28/10)
ASSISTS	4		TENNESSEE-MARTIN (11/18/10)
	6		HOUSTON (11/30/10)
STEALS	4		at South Alabama (11/28/10)
	5		CENTENARY (11/24/10)
BLOCKED SHOTS	2		NICHOLLS STATE (11/16/10)
	2		TENNESSEE-MARTIN (11/18/10)
TURNOVERS	8		NICHOLLS STATE (11/16/10)
	9		at South Alabama (11/28/10)
FOULS	16		CENTENARY (11/24/10)
	19		NICHOLLS STATE (11/16/10)

**THE STAT CREW SYSTEM**  
**LSU Player High/Low Analysis (as of Nov 30, 2010)**  
**All games**

**LSU - INDIVIDUAL GAME HIGHS**

Points	21		STRINGER, Andre at South Alabama (11/28/10)
	21		STRINGER, Andre vs Northwestern State (11/12/10)
	21		TURNER, Ralston vs Northwestern State (11/12/10)
	17		TURNER, Ralston at South Alabama (11/28/10)
	17		DOTSON, Aaron vs Northwestern State (11/12/10)
Field Goals Made	7		STRINGER, Andre at South Alabama (11/28/10)
	6		WARREN, Storm vs Houston (11/30/10)
	6		TURNER, Ralston vs Houston (11/30/10)
	6		WHITE, Malcolm vs Centenary (11/24/10)
	6		WARREN, Storm vs Tennessee-Martin (11/18/10)
	6		TURNER, Ralston vs Northwestern State (11/12/10)
Field Goal Att.	13		STRINGER, Andre at South Alabama (11/28/10)
	13		WHITE, Malcolm vs Tennessee-Martin (11/18/10)
	13		STRINGER, Andre vs Nicholls State (11/16/10)
	12		STRINGER, Andre vs Tennessee-Martin (11/18/10)
	12		TURNER, Ralston vs Northwestern State (11/12/10)
FG Pct (min 5 made)	1.000	(5-5)	DOTSON, Aaron vs Northwestern State (11/12/10)
	.857	(6-7)	WHITE, Malcolm vs Centenary (11/24/10)
	.714	(5-7)	TURNER, Ralston at South Alabama (11/28/10)
	.714	(5-7)	STRINGER, Andre vs Centenary (11/24/10)
	.667	(6-9)	WARREN, Storm vs Tennessee-Martin (11/18/10)
3-Point FG Made	4		DOTSON, Aaron at South Alabama (11/28/10)
	4		STRINGER, Andre at South Alabama (11/28/10)
	4		STRINGER, Andre vs Centenary (11/24/10)
	4		STRINGER, Andre vs Northwestern State (11/12/10)
	3		DERENBECKER, Matt vs Nicholls State (11/16/10)
	3		STRINGER, Andre vs Nicholls State (11/16/10)
	3		TURNER, Ralston vs Northwestern State (11/12/10)
	3		TURNER, Ralston vs Northwestern State (11/12/10)
3-Point FG Att.	9		STRINGER, Andre vs Northwestern State (11/12/10)
	8		STRINGER, Andre vs Nicholls State (11/16/10)
	7		STRINGER, Andre vs Tennessee-Martin (11/18/10)
	7		DERENBECKER, Matt vs Nicholls State (11/16/10)
	6		STRINGER, Andre at South Alabama (11/28/10)
	6		STRINGER, Andre vs Centenary (11/24/10)
	6		TURNER, Ralston vs Northwestern State (11/12/10)
3-Pt FG Pct (min 3 made)	.800	(4-5)	DOTSON, Aaron at South Alabama (11/28/10)
	.667	(4-6)	STRINGER, Andre at South Alabama (11/28/10)
	.667	(4-6)	STRINGER, Andre vs Centenary (11/24/10)
	.500	(3-6)	TURNER, Ralston vs Northwestern State (11/12/10)
	.444	(4-9)	STRINGER, Andre vs Northwestern State (11/12/10)
Free Throws Made	11		STRINGER, Andre vs Houston (11/30/10)
	8		STRINGER, Andre vs Memphis (11/21/10)
	8		STRINGER, Andre vs Tennessee-Martin (11/18/10)
	7		STRINGER, Andre vs Northwestern State (11/12/10)
	7		DOTSON, Aaron vs Northwestern State (11/12/10)
Free Throw Att.	12		STRINGER, Andre vs Houston (11/30/10)
	11		STRINGER, Andre vs Memphis (11/21/10)
	11		WHITE, Malcolm vs Northwestern State (11/12/10)
	10		STRINGER, Andre vs Northwestern State (11/12/10)
	9		STRINGER, Andre vs Tennessee-Martin (11/18/10)
	9		TURNER, Ralston vs Northwestern State (11/12/10)
FT Pct (min 5 made)	.917	(11-12)	STRINGER, Andre vs Houston (11/30/10)
	.889	(8-9)	STRINGER, Andre vs Tennessee-Martin (11/18/10)

	.875	(7-8)	DOTSON, Aaron vs Northwestern State (11/12/10)
	.833	(5-6)	DOTSON, Aaron vs Tennessee-Martin (11/18/10)
	.833	(5-6)	LUDWIG, Eddie vs Tennessee-Martin (11/18/10)
Rebounds	15		WHITE, Malcolm vs Tennessee-Martin (11/18/10)
	14		WARREN, Storm vs Nicholls State (11/16/10)
	11		WARREN, Storm vs Houston (11/30/10)
	11		WARREN, Storm vs Tennessee-Martin (11/18/10)
	9		GREEN, Garrett vs Centenary (11/24/10)
Assists	5		TURNER, Ralston vs Houston (11/30/10)
	5		BASS, Chris vs Tennessee-Martin (11/18/10)
	5		STRINGER, Andre vs Northwestern State (11/12/10)
	4		BASS, Chris vs Houston (11/30/10)
	4		LUDWIG, Eddie at South Alabama (11/28/10)
	4		DOTSON, Aaron at South Alabama (11/28/10)
	4		STRINGER, Andre vs Centenary (11/24/10)
	4		DOTSON, Aaron vs Centenary (11/24/10)
	4		LUDWIG, Eddie vs Centenary (11/24/10)
	4		DOTSON, Aaron vs Memphis (11/21/10)
	4		BASS, Chris vs Memphis (11/21/10)
Steals	5		BASS, Chris vs Northwestern State (11/12/10)
	3		STRINGER, Andre vs Houston (11/30/10)
	3		WARREN, Storm vs Houston (11/30/10)
	3		GREEN, Garrett vs Centenary (11/24/10)
	3		STRINGER, Andre vs Tennessee-Martin (11/18/10)
	3		WARREN, Storm vs Nicholls State (11/16/10)
	3		LUDWIG, Eddie vs Northwestern State (11/12/10)
Blocked Shots	4		WARREN, Storm vs Houston (11/30/10)
	3		WARREN, Storm vs Centenary (11/24/10)
	3		WHITE, Malcolm vs Tennessee-Martin (11/18/10)
	3		WHITE, Malcolm vs Northwestern State (11/12/10)
	2		WARREN, Storm vs Tennessee-Martin (11/18/10)
	2		DOTSON, Aaron vs Nicholls State (11/16/10)
Turnovers	6		TURNER, Ralston vs Houston (11/30/10)
	6		STRINGER, Andre vs Northwestern State (11/12/10)
	5		BASS, Chris vs Northwestern State (11/12/10)
	4		STRINGER, Andre vs Houston (11/30/10)
	4		LUDWIG, Eddie at South Alabama (11/28/10)
	4		DOTSON, Aaron vs Memphis (11/21/10)
	4		DOTSON, Aaron vs Nicholls State (11/16/10)
	4		WHITE, Malcolm vs Northwestern State (11/12/10)
Fouls	5		DOTSON, Aaron at South Alabama (11/28/10)
	5		TURNER, Ralston at South Alabama (11/28/10)
	5		WARREN, Storm vs Memphis (11/21/10)
	5		GREEN, Garrett vs Memphis (11/21/10)
	5		WHITE, Malcolm vs Memphis (11/21/10)
	5		LUDWIG, Eddie vs Northwestern State (11/12/10)

## 2010-11 LSU Men's Basketball Game Boxscores

### Game 1 - LSU 87, Northwestern State 78

11/12/10 7 p.m. at Maravich Center (Baton Rouge, LA)

NW ST	FG-A	3FG-A	FT-A	REB	PF	TP	A	TO	BLK	S	MIN
HULBIN, James f	0-4	0-2	0-2	5	4	0	0	3	1	0	8
EVANS, O.J. c	0-3	0-0	0-0	0	3	0	0	0	0	2	8
DAVIS, Shamir g	1-3	0-1	0-0	1	4	2	0	4	0	0	13
ELLIS, Louis g	1-5	0-2	2-2	4	1	4	1	2	0	1	16
CLARK, Charles g	0-1	0-0	0-0	0	1	0	1	0	0	0	9
KNIGHT, Dominic	1-6	0-1	0-0	1	2	2	1	0	0	1	12
WASHINGTON, T.	1-1	0-0	0-0	1	1	2	0	0	0	0	3
MCCONATHY, L.	0-0	0-0	0-0	0	2	0	2	0	0	0	13
ROBINSON, Patrick	0-1	0-1	0-0	0	0	0	0	0	0	0	3
BAKER, Devon	6-14	3-7	1-2	2	4	16	1	0	0	3	32
PRATT, Will	10-20	1-8	8-12	5	4	29	1	5	0	5	30
MOSLEY, William	4-5	0-0	2-9	9	4	10	0	1	2	2	30
STEWART, Gary	5-7	3-4	0-0	2	2	13	1	2	0	0	23
Team				6							
Totals	29-70	7-26	13-27	36	32	78	8	17	3	14	200

FG% 1st Half	15-30	50.0%	2nd half:	14-40	35.0%	Game:	29-70	41.4%	DB
3FG% 1st Half	4-11	36.4%	2nd half:	3-15	20.0%	Game:	7-26	26.9%	Reb
FT% 1st Half	7-9	77.8%	2nd half:	6-18	33.3%	Game:	13-27	48.1%	7

LSU	FG-A	3FG-A	FT-A	REB	PF	TP	A	TO	BLK	S	MIN
WHITE, Malcolm f	3-8	0-0	6-11	4	4	12	0	4	3	0	34
WARREN, Storm f	2-2	0-0	0-0	4	4	4	2	0	1	0	17
BASS, Chris g	1-1	0-0	2-4	2	2	4	2	5	0	5	18
TURNER, Ralson g	6-12	3-6	6-9	5	2	21	2	2	0	2	38
DOTSON, Aaron g	5-5	0-0	7-8	3	4	17	0	1	1	2	27
GREEN, Garrett	1-1	0-0	0-0	6	2	2	0	1	0	0	11
STRINGER, Andre	5-10	4-9	7-10	3	4	21	5	6	0	0	25
LUDWIG, Eddie	0-0	0-0	4-4	3	5	4	0	2	0	3	18
COURTNEY, Jalen	1-1	0-0	0-0	0	2	0	0	0	0	0	3
DERENBECKER, Matt	0-0	0-0	0-0	0	2	0	0	2	0	0	6
POPULIST, Daron	0-0	0-0	0-0	0	1	0	2	0	0	0	3
Team				3							
Totals	24-40	7-15	32-46	33	30	87	13	25	4	13	200

FG% 1st Half	13-22	59.1%	2nd half:	11-18	61.1%	Game:	24-40	60.0%	DB
3FG% 1st Half	4-10	40.0%	2nd half:	3-5	60.0%	Game:	7-15	46.7%	Reb
FT% 1st Half	13-22	59.1%	2nd half:	19-24	79.2%	Game:	32-46	69.6%	9

Officials: Tony Greene, Bert Smith, Carlos Gonzalez  
Attendance: 7842

Northwestern State 41-37 -- 78  
LSU 43-44 -- 87

### Game 2 - Nicholls 62, LSU 53

11/16/10 7 p.m. at Maravich Center (Baton Rouge, LA)

NICHOLLS	FG-A	3FG-A	FT-A	REB	PF	TP	A	TO	BLK	S	MIN
BOSE, Anatoly f	8-20	2-5	10-13	5	1	28	2	1	0	0	35
MARTIN, Ben g	0-4	0-4	2-3	3	4	2	1	0	0	2	27
FRANKLIN, Kenny g	3-6	2-4	0-1	2	1	8	3	0	1	0	33
HUNTER, Fred g	7-16	2-5	2-4	7	4	18	1	4	0	6	32
CARTER, Kellan g	0-3	0-0	1-2	3	2	1	0	1	0	3	28
THOMAS, Dantrell	0-2	0-0	0-0	2	3	0	0	0	0	1	14
HAMMOND, Bryan	1-2	0-1	0-0	3	1	2	0	1	0	0	12
MOORE, Eldridge	0-0	0-0	3-4	2	2	3	0	1	1	0	15
TALKINGTON, Chris	0-0	0-0	0-0	0	1	0	0	0	0	0	4
ROETHLE, Andy	0-0	0-0	0-0	0	0	0	0	0	0	0	0
Team				6							
Totals	19-53	6-19	18-27	33	19	62	7	8	2	12	200

FG% 1st Half	7-24	29.2%	2nd half:	12-29	41.4%	Game:	19-53	35.8%	DB
3FG% 1st Half	3-7	42.9%	2nd half:	3-12	25.0%	Game:	6-19	31.6%	Reb
FT% 1st Half	4-7	57.1%	2nd half:	14-20	70.0%	Game:	18-27	66.7%	3

LSU	FG-A	3FG-A	FT-A	REB	PF	TP	A	TO	BLK	S	MIN
WHITE, Malcolm f	1-1	0-0	0-0	2	3	2	0	3	1	0	10
WARREN, Storm f	3-7	0-0	2-3	14	2	8	1	2	1	3	36
BASS, Chris g	0-0	0-0	0-2	2	0	0	0	1	0	0	10
TURNER, Ralson g	1-6	0-2	4-4	2	2	6	2	1	0	0	30
DOTSON, Aaron g	1-2	0-1	3-4	2	4	5	1	4	2	0	21
GREEN, Garrett	0-1	0-0	0-2	4	1	0	1	0	0	0	5
STRINGER, Andre	4-13	3-8	3-3	2	0	14	3	0	0	0	31
LUDWIG, Eddie	1-2	0-0	2-2	3	4	0	2	0	0	0	22
DERENBECKER, Matt	5-10	3-7	1-1	6	3	14	0	2	0	0	28
POPULIST, Daron	0-1	0-0	0-0	0	4	0	0	3	0	0	7
Team				1							
Totals	16-43	6-18	15-21	37	22	53	8	18	4	3	200

FG% 1st Half	9-21	42.9%	2nd half:	7-22	31.8%	Game:	16-43	37.2%	DB
3FG% 1st Half	2-7	28.6%	2nd half:	4-11	36.4%	Game:	6-18	33.3%	Reb
FT% 1st Half	5-5	100.0%	2nd half:	10-16	62.5%	Game:	15-21	71.4%	3

Officials: Ted Valentine, D Doug Shows, John Heatly  
Technical Fouls: Nicholls -- None. LSU -- None.  
Attendance: 6913

Nicholls State 21-41 -- 62  
LSU 25-28 -- 53

### Game 3 - LSU 79, UT-Martin 56

11/18/10 7 p.m. at Maravich Center (Baton Rouge, LA)

UT-MARTIN	FG-A	3FG-A	FT-A	REB	PF	TP	A	TO	BLK	S	MIN
SIMMONS, Benzor f	1-6	0-2	2-2	3	0	4	1	4	0	1	25
SPENCER, Ron c	0-2	0-0	0-2	4	2	0	0	0	2	0	12
RICHARDSON, Chris g	3-9	1-4	0-1	3	3	7	1	5	0	0	23
LIABO, Mike g	3-8	1-5	2-2	1	2	9	2	0	0	1	20
CLAYTON, Reuben g	7-14	2-3	3-3	4	3	19	0	1	0	1	19
SMITH, Terrence	3-10	0-2	3-4	4	2	9	0	1	0	2	25
MINOR, Omari	1-1	0-0	3-4	2	2	5	0	1	0	0	17
KING, Troy	1-5	0-2	0-0	2	4	2	0	1	0	1	15
IRARRAZABAL, A.	0-2	0-0	0-0	1	0	0	0	0	0	0	16
SMITH, Dane	0-3	0-0	1-4	2	1	1	0	1	0	1	16
MOPO, Pierre	0-0	0-0	0-0	0	3	0	0	0	0	1	12
Team				6							
Totals	19-60	4-18	14-22	32	23	56	4	14	2	8	200

FG% 1st Half	7-22	31.82%	2nd half:	12-38	31.6%	Game:	19-60	31.7%	DB
3FG% 1st Half	1-8	12.5%	2nd half:	3-10	30.0%	Game:	4-18	22.2%	Reb
FT% 1st Half	4-8	50.0%	2nd half:	10-14	71.4%	Game:	14-22	63.6%	3

LSU	FG-A	3FG-A	FT-A	REB	PF	TP	A	TO	BLK	S	MIN
WHITE, Malcolm f	5-13	0-0	2-4	15	2	12	2	3	3	0	31
WARREN, Storm f	6-9	0-0	0-0	11	3	12	0	2	2	2	27
STRINGER, Andre g	3-12	1-7	8-9	2	15	1	2	0	3	0	32
TURNER, Ralson g	4-10	2-5	0-0	1	0	10	0	3	0	1	27
DOTSON, Aaron g	4-8	0-1	5-6	6	3	13	2	3	0	0	19
GREEN, Garrett	1-2	0-0	1-2	3	1	3	0	1	0	1	5
BASS, Chris	2-3	0-0	-0	3	3	4	5	0	0	0	16
LUDWIG, Eddie	0-0	0-0	5-6	1	2	5	0	0	0	0	12
COURTNEY, Jalen	0-1	0-0	1-2	1	1	1	0	0	0	0	4
DERENBECKER, Matt	1-3	0-2	0-0	2	1	2	0	1	0	0	19
POPULIST, Daron	1-1	0-0	0-0	2	2	2	1	0	0	0	8
Team				5							
Totals	27-62	3-15	22-29	52	20	79	11	15	5	7	200

FG% 1st Half	13-32	40.6%	2nd half:	14-30	46.7%	Game:	27-62	43.5%	DB
3FG% 1st Half	2-10	20.0%	2nd half:	1-5	20.0%	Game:	3-15	20.0%	Reb
FT% 1st Half	8-10	80.0%	2nd half:	14-19	73.7%	Game:	22-29	75.9%	4

Officials: J. B. Caldwell, Brian Shey, Chuck Jones  
Technical Fouls: UTM -- None. LSU -- None.  
Attendance: 6607

UT-Martin 19-37 -- 56  
LSU 36-43 -- 79

### Game 4 - Memphis 70, LSU 61

11/21/10 4 p.m. at BancorpSouth Arena (Tupelo, MS)

LSU	FG-A	3FG-A	FT-A	REB	PF	TP	A	TO	BLK	S	MIN
WHITE, Malcolm f	1-4	0-0	3-4	4	5	5	0	1	1	0	17
WARREN, Storm f	1-6	0-0	0-0	3	5	2	0	0	0	2	14
STRINGER, Andre g	2-6	1-3	8-11	2	3	13	2	3	0	1	31
TURNER, Ralson g	3-10	2-5	3-4	2	2	11	1	2	1	0	26
DOTSON, Aaron g	3-7	2-2									



## Game 5 - LSU 78, Centenary 36

11/24/10 7 p.m. at Maravich Center (Baton Rouge, LA)

CENTENARY	FG-A	3FG-A	FT-A	REB	PF	TP	A	TO	BLK	S	MIN
LOWERY, Logan f	1-8	1-4	0-0	8	1	3	2	3	1	3	32
SIMS, Travis f	2-7	0-1	0-0	3	1	4	1	3	0	1	26
REBL, Andrew f	0-2	0-0	2-4	2	5	2	1	2	1	0	22
TROTMAN, Jeron f	1-6	0-1	0-0	4	2	2	0	3	2	0	29
DAVIS, Leo g	4-11	2-6	0-0	1	0	10	1	0	0	0	29
BLOUNT, Jonathan	1-3	0-1	0-0	0	1	2	0	0	0	1	8
JOSEPH, Brandon	1-1	0-0	2-2	2	0	4	1	0	0	0	8
HARWELL, Aaron	1-4	0-0	2-4	1	0	4	0	1	0	0	15
COOPER, Quin	0-2	0-1	0-0	2	1	0	0	1	0	0	15
DIALLO, Baba	1-1	0-0	0-0	0	2	2	0	0	0	0	4
NAKWAASAH, Maxx	1-1	1-1	0-0	2	3	3	1	2	0	0	12
Team				1							
Totals	13-46	4-15	6-10	26	16	36	7	15	4	5	200
FG% 1st Half	8-25	32.0%	2nd half:	5-21	23.8%	Game:	13-46	28.3%	DB		
3FG% 1st Half	4-8	50.0%	2nd half:	0-7	0.0%	Game:	4-15	26.7%	Reb		
FT% 1st Half	1-2	50.0%	2nd half:	5-8	62.5%	Game:	6-10	60.0%	4		

LSU	FG-A	3FG-A	FT-A	REB	PF	TP	A	TO	BLK	S	MIN
WHITE, Malcolm f	6-7	0-0	2-2	7	1	14	0	0	0	0	21
WARREN, Storm f	0-6	0-0	1-2	6	1	1	1	1	3	2	16
STRINGER, Andre g	5-7	4-6	2-3	0	1	16	4	1	0	1	19
TURNER, Ralston g	3-6	2-5	0-0	3	1	8	1	2	0	0	21
DOTSON, Aaron g	3-5	2-3	0-0	1	1	8	4	1	0	0	20
GREEN, Garrett	4-9	0-1	0-2	9	1	8	0	0	0	3	16
BASS, Chris	1-2	0-0	1-3	5	1	3	1	1	0	0	16
LUDWIG, Eddie	2-5	0-0	2-3	5	2	6	4	1	0	1	24
COURTNEY, Jalen	0-1	0-1	2-2	3	1	2	0	0	0	0	12
DERENBECKER, Matt	3-8	0-4	0-0	0	1	6	1	1	1	0	22
POPULIST, Daron	2-5	2-4	0-0	2	1	6	1	0	0	0	13
Team				2			1				
Totals	29-61	10-24	10-17	43	12	78	17	9	4	7	200
FG% 1st Half	15-31	48.4%	2nd half:	14-30	46.7%	Game:	29-61	47.5%	DB		
3FG% 1st Half	4-10	40.0%	2nd half:	6-14	42.9%	Game:	10-24	41.7%	Reb		
FT% 1st Half	5-8	62.5%	2nd half:	5-9	55.6%	Game:	10-17	58.8%	3		

Officials: Anthony Jordan, Mike Kitts, Mike Stuart  
 Technical Fouls: Centenary -- None. LSU -- None.  
 Attendance: 6742

Centenary 21-15 -- 36  
 LSU 39-39 -- 78

## Game 6 - LSU 80, South Alabama 65

11/28/10 3 p.m. at Mitchell Center (Mobile, Ala.)

LSU	FG-A	3FG-A	FT-A	REB	PF	TP	A	TO	BLK	S	MIN
WHITE, Malcolm f	2-4	0-0	0-0	4	2	4	0	0	1	0	28
WARREN, Storm f	3-7	0-0	3-4	3	3	9	0	0	1	0	17
STRINGER, Andre g	7-13	4-6	3-4	4	1	21	3	2	1	2	30
TURNER, Ralston g	5-7	2-4	5-8	1	5	17	0	1	0	1	22
DOTSON, Aaron g	5-9	4-5	1-2	3	5	15	4	1	0	0	39
GREEN, Garrett	0-3	0-0	0-0	5	3	0	0	3	0	1	11
BASS, Chris	0-0	0-0	1-4	2	2	1	0	0	0	0	12
LUDWIG, Eddie	0-0	0-0	4-4	4	1	4	4	4	0	0	21
COURTNEY, Jalen	0-0	0-0	0-0	0	0	0	0	0	0	0	1
DERENBECKER, Matt	3-3	2-2	1-2	4	2	9	2	0	0	1	15
POPULIST, Daron	0-1	0-0	0-0	1	0	0	1	0	0	0	4
Team				7			3				
Totals	25-47	12-17	18-28	38	24	80	14	14	3	5	200
FG% 1st Half	16-24	66.7%	2nd half:	9-23	39.1%	Game:	25-47	53.2%	DB		
3FG% 1st Half	10-13	76.9%	2nd half:	2-4	50.0%	Game:	12-17	70.6%	Reb		
FT% 1st Half	6-8	75.0%	2nd half:	12-20	60.0%	Game:	18-28	64.3%	6		

SOUTH ALABAMA	FG-A	3FG-A	FT-A	REB	PF	TP	A	TO	BLK	S	MIN
BROCK, Martino f	5-11	1-3	4-7	2	3	15	1	4	1	2	34
RUBIT, Augustine c	3-8	0-0	3-3	3	2	9	0	1	0	0	19
COOKS, Allyn g	1-6	0-2	4-4	3	4	6	1	0	2	2	28
SANDERS, Rico g	1-3	0-1	0-0	1	4	2	1	0	0	0	15
WILLIAMS, Tim g	2-10	1-3	4-6	4	4	9	1	0	0	0	33
REDUS, Gary	1-4	1-2	2-2	2	2	5	1	1	1	0	17
REYES, P. J.	3-5	3-4	3-4	2	2	12	2	1	1	0	14
SIMS, Raymond	0-1	0-1	0-1	0	2	0	2	1	0	0	15
HERSEY, DeAndre	0-0	0-0	0-0	1	0	0	0	0	0	0	3
CARTER, Javier	2-6	0-0	3-4	7	1	7	1	1	2	0	22
Team				4							
Totals	18-54	6-16	23-31	29	24	65	10	9	7	4	200
FG% 1st Half	7-25	28.0%	2nd half:	11-29	37.9%	Game:	18-54	33.3%	DB		
3FG% 1st Half	0-6	00.0%	2nd half:	6-10	60.0%	Game:	6-16	37.5%	Reb		
FT% 1st Half	9-12	75.0%	2nd half:	14-19	73.7%	Game:	23-31	74.2%	3		

Officials: Doug Sirmons, Don Daily, Berth Smith  
 Technical Fouls: South Alabama -- Cooks. LSU -- Ralston.  
 Attendance: 3653

LSU 48-32 -- 80  
 Memphis 23-42 -- 65

## Game 7 - LSU 73, Houston 57

11/30/10 7 p.m. at Maravich Center (Baton Rouge, LA)

HOUSTON	FG-A	3FG-A	FT-A	REB	PF	TP	A	TO	BLK	S	MIN
MCNEIL, Maurice f	3-9	0-0	3-7	8	1	9	0	3	0	0	23
VAN SLYKE, Kirk f	4-8	1-1	0-0	3	1	9	0	1	1	0	27
NIXON, Zarnal g	2-6	0-3	0-0	1	3	4	1	5	0	3	26
THIBODEAUX, D. g	1-7	0-3	0-0	1	5	2	1	1	1	1	23
BROWN, Adam g	6-11	3-5	0-0	7	1	15	3	2	0	0	38
MCCLEAN, Mikhail	1-2	0-0	0-0	0	1	2	0	0	0	0	6
HAYWOOD, Nick	1-3	1-3	0-0	1	2	3	0	2	0	1	13
JOHNSON, Trumaine	1-3	1-1	0-0	0	2	3	1	3	0	0	20
WASHINGTON, K.	4-9	0-0	2-5	6	4	10	0	2	1	1	24
Team				5							
Totals	23-58	6-16	5-12	32	20	57	6	19	3	6	200

FG% 1st Half	12-30	40.0%	2nd half:	11-28	39.3%	Game:	23-58	39.7%	DB		
3FG% 1st Half	2-9	22.2%	2nd half:	4-7	57.1%	Game:	6-16	37.5%	Reb		
FT% 1st Half	2-5	40.0%	2nd half:	3-7	42.9%	Game:	5-12	41.7%	6		

LSU	FG-A	3FG-A	FT-A	REB	PF	TP	A	TO	BLK	S	MIN
WHITE, Malcolm f	4-7	0-0	1-2	2	4	9	0	0	0	1	23
WARREN, Storm f	6-10	0-0	0-0	11	3	12	0	2	4	3	33
STRINGER, Andre g	1-6	0-4	11-12	3	3	13	3	4	0	3	24
TURNER, Ralston g	6-10	2-5	1-2	3	0	15	5	6	0	0	34
DOTSON, Aaron g	3-6	2-2	0-0	3	3	8	2	0	1	0	31
GREEN, Garrett	1-6	0-1	2-4	5	2	4	0	2	0	1	14
BASS, Chris	1-1	0-0	0-0	1	1	2	4	1	0	0	20
LUDWIG, Eddie	2-2	0-0	1-1	3	0	5	0	0	0	2	10
DERENBECKER, Matt	2-4	1-2	0-0	0	0	5	0	1	0	0	11
Team				4			1				
Totals	26-52	5-14	16-21	35	16	73	14	17	5	10	200

FG% 1st Half	17-30	56.7%	2nd half:	9-22	40.9%	Game:	26-52	50.0%	DB		
3FG% 1st Half	3-8	37.5%	2nd half:	2-6	33.3%	Game:	5-14	35.7%	Reb		
FT% 1st Half	1-3	33.3%	2nd half:	15-18	83.3%	Game:	15-18	76.2%	3		

Officials: Mike Stewart, Lee Cassell, Glen Tuit  
 Technical Fouls: Houston -- None. LSU -- None.  
 Attendance: 6688

Houston 28-29 -- 57  
 LSU 38-35 -- 73