



OLE MISS COACHING STAFF:

Houston Nutt (f) Head Coach
 Kim Dameron (pb) Safeties
 Ron Dickerson (f) Wide Receivers
 Mike Markuson (f) Co-Offensive Coordinator/OL
 Derrick Nix (f) Running Backs
 Tyrone Nix (f) Asst. HC/Defensive Coordinator/LB
 Terry Price (f) Defensive Line
 Dave Rader (pb) Co-Offensive Coordinator/QB
 James Shibest (f) Special Teams Coordinator/ TE
 Chris Vaughn (f) Recruiting Coordinator/CB
 Lanier Goethie (f) Defensive GA
 Clark Irwin (f) Offensive GA
Game Location: (f) - field; (pb)- press box

RANKINGS:

Ole MissBCS -NR/AP - NR/Coaches - NR
 LSUBCS - 5/AP - 5/Coaches - 6

TELEVISION (CBS):

Verne Lundquist Play-by-Play
 Gary Danielson Analyst
 Tracy Wolfson Sideline

RADIO (OLE MISS RADIO NETWORK):

David Kellum Play-by-Play
 Harry Harrison Analyst
 Stan Sandroni Sideline/Locker Room
 Gary Darby Pre-& Post-Game Host
 Brett Norsworthy Pre-& Post-Game Host
Satellite: Sirius 219, XM 201
Internet: OleMissSports.com RebelVision(subscription)

RADIO (SPORTS USA RADIO NETWORK):

Rich Cellini Play-by-Play
 Gary Barnett Analyst



LSU (9-1, 5-1 SEC)
TIGERS

GAME 11

DateNov. 20, 2010
 Time2:30 p.m.
 Series RecordLSU leads 55-39-4
 TelevisionCBS
 SiteBaton Rouge, La.
 VenueTiger Stadium
 Capacity92,400
 SurfaceGrass
 Live Stats OleMissSports.com



Ole Miss (4-6, 1-5 SEC)
REBELS

WHAT TO WATCH FOR ...

- This game will mark the 99th all-time between the Ole Miss Rebels and LSU Tigers dating back to 1894. LSU is Ole Miss' second-most played opponent behind Mississippi State, whom the Rebels will play for the 107th time on November 27. LSU holds a 55-39-4 advantage in the series. The Rebels have won two straight in the series which ended a six-game LSU winning streak. Before that Tiger winning streak, Ole Miss had taken four of five. Over the last 13 games in the series, LSU holds a slight 7-6 advantage. The Tigers hold a 36-25-1 edge in Baton Rouge, but Ole Miss is 4-3 in the last seven games in Tiger Stadium including 2008's 31-13 Rebel win.
- The Rebels are 8-2 in November games under head coach Houston Nutt. Ole Miss went 3-1 overall in November last season and posted a 4-0 record in November games in 2008.
- Head coach Houston Nutt is 6-6 all time against LSU, but has won three in a row against the Tigers including a 50-48 win over then No. 1 LSU at Tiger Stadium in 2007.
- Ole Miss has scored 308 points in the first 10 games of the season. Last season the Rebels had scored nearly the same amount of points, 311, after 10 games.
- The Ole Miss offensive line leads the SEC and ranks 15th in the country having allowed only 10 sacks on the season despite starting seven different offensive line combinations in its 10 games.
- The Rebels currently rank second in the SEC and 14th in the nation in rushing averaging 219.0 yards per game.
- Running back Brandon Bolden has scored 11 rushing touchdowns this season which is tied with four other Rebels for the fifth most in school history. Bolden has 20 career rushing scores, which is tied for fifth in Ole Miss history with Randy Baldwin. He need just two more scores to move into a tie for second all time with John Fourcade and Joe Gunn. Deuce McAllister is the Rebels' all-time leader in rushing TDs with 37.
- Senior Jeremiah Masoli needs just 75 yards rushing to break Norris Weese's single-season Ole Miss record of 542 rushing yards by a quarterback.

2010 OLE MISS SCHEDULE

DATE	OPPONENT	SITE	TIME	NOTES/SERIES INFORMATION
SEPT. 4	JACKSONVILLE STATE (CSS)	OXFORD	L, 49-48 (2OT)	Rebels lose 31-10 halftime lead
Sept. 11	at Tulane (ESPN2/ESPN Classic)	New Orleans	W, 27-13	Summers posts 165 receiving yards
SEPT. 18	VANDERBILT* (SEC NETWORK)	OXFORD	L, 28-14	Masoli passes for 190 yards, rushes for 104
SEPT. 25	FRESNO STATE (CSS)	OXFORD	W, 55-38	Bolden rushes for career-best 228 yards
Oct. 2	KENTUCKY* (SEC NETWORK)	OXFORD	W, 42-35	Masoli accounts for career-high four TDs
Oct. 16	at #8/8 Alabama* (ESPN2)	Tuscaloosa	L, 23-10	Ole Miss drops seventh-straight against Tide
Oct. 23	at #21/21 Arkansas* (SEC NETWORK)	Fayetteville	L, 38-24	Masoli passes for career-high 327 yards
OCT. 30	# 1/3/3 AUBURN* (ESPN2)	OXFORD	L, 51-31	J. Scott rushes for career-high 134 yards
NOV. 6	LOUISIANA-LAFAYETTE (HC) (ESPNU)	OXFORD	W, 43-21	Bolden, E. Davis both rush for over 100 yards
Nov. 13	at Tennessee* (CBS)	Knoxville	L, 52-14	Bolden rushes for 113 yards, two TDs
Nov. 20	at #5/5/6 LSU* (CBS)	Baton Rouge	2:30 P.M.	LSU leads 55-39-4
NOV. 27	MISSISSIPPI STATE* (ESPNU)	OXFORD	6:00 P.M.	OLE MISS LEADS 60-40-6

* - SEC game (HC) - Homecoming All Times Central and Subject to Change Rankings - BCS/AP/Coaches'

OLE MISS MEDIA RELATIONS

Kyle Campbell* Primary Media Contact
 e-mail: ekcampbe@olemiss.edu
Duties: Main Football Contact

Kim Ling Associate Media Relations Director
 e-mail: kling@olemiss.edu
Duties: Game Program

Bill Bunting Associate Media Relations Director
 e-mail: wbunting@olemiss.edu

Joey Jones* Associate Media Relations Director
 e-mail: joeyj@olemiss.edu
Duties: Player Interviews

Daniel Snowden* Assistant Media Relations Director
 e-mail: desnowde@olemiss.edu
Duties: Game Notes, Stats

Kristen Saibini Assistant Media Relations Director
 e-mail: klsaibin@olemiss.edu

* Football Contacts

Overnight Address:
 908 All-American Dr.
Mailing Address:
 PO Box 217
 University, MS 38677
 Phone - 662.915.7522
 Fax - 662.915.7006

SEC TELECONFERENCE

Coach Houston Nutt will be available on the weekly Southeastern Conference Teleconference every Wednesday, beginning September 1 and concluding November 24, from 11:10-11:20 a.m. (CT). The number is available through the SEC office or the Athletics Media Relations office. Below is the order of participants:

- 10:00 a.m. - Les Miles, LSU
- 10:10 a.m. - Steve Spurrier, South Carolina
- 10:20 a.m. - Urban Meyer, Florida
- 10:30 a.m. - Robbie Caldwell, Vanderbilt
- 10:40 a.m. - Derek Dooley, Tennessee
- 10:50 a.m. - Nick Saban, Alabama
- 11:00 a.m. - Bobby Petrino, Arkansas
- 11:10 a.m. - Houston Nutt, Ole Miss**
- 11:20 a.m. - Mark Richt, Georgia
- 11:30 a.m. - Dan Mullen, Mississippi State
- 11:40 a.m. - Gene Chizik, Auburn
- 11:50 a.m. - Joker Phillips, Kentucky

OLEMISSSPORTS.COM

For updated statistics, rosters, game notes and all Rebel news on the internet, go to the official Ole Miss athletics website at OleMissSports.com. For those out of range of the Mississippi Network's radio broadcast, live audio of the game is available through OleMissSports.com's RebelVision, which also offers subscribers live webcasts of Coach Nutt's weekly press conferences and home postgame press conferences as well as video replays of home games and select road games.

VIDEO HIGHLIGHTS

Ole Miss offers free ftp downloads of game highlights and interviews with coaches and players for television stations to use during regularly scheduled news/sportscasts. To access the Ole Miss ftp site please contact J Stern at jsstern@olemiss.edu.

COLLEGEPRESSBOX.COM

The official media website for SEC Football. Access and download weekly game notes, quotes, statistics, media guides, headshots, logos and more for the conference and each of its member schools. Login information will be distributed to accredited media or you can apply for a password by sending an e-mail to password@collegepressbox.com.

OLE MISS EGG BOWL WEEK MEDIA SCHEDULE

SUNDAY	MONDAY	TUESDAY	WEDNESDAY	THURSDAY	FRIDAY
<ul style="list-style-type: none"> • Practice Closed • Coach Nutt available on teleconference at 3 p.m. • Player interviews for Monday press conference due by 3 p.m. 	<ul style="list-style-type: none"> • No Practice • Coach Nutt press conference at 2 p.m. in IPF Team Meeting Room • Selected players available following press conference 	<ul style="list-style-type: none"> • Practice open to media and video first 20 minutes • Last media availability for Coach Nutt, assistant coaches and players after practice 	<ul style="list-style-type: none"> • No media availability 	<ul style="list-style-type: none"> • No media availability 	<ul style="list-style-type: none"> • No media availability

CREDENTIALS

Beginning with the 2010 season, all credential requests should be made through Ole Miss' new online credentialing website: www.sportssystem.com/OleMiss. All requests should be made as early as possible and should be limited to working press only. Working space in Ole Miss' Vaught-Hemingway Stadium press box will be allotted on the following basis: (1) Daily newspapers covering for Sunday publication and television stations covering for weekend news programs; (2) Sports editors of Mississippi daily newspapers; (3) Radio personnel for an originating broadcast; (4) Official school daily, one seat only; (5) Television sports directors and approved special coverage; (6) Press and TV working photographers, weekly press representatives, non-broadcasting radio representatives and internet sites whose primary purpose is to gather news and disseminate it.

PHOTOGRAPHERS

Credentials for sideline photographers will be issued on the basis of circulation, with priority granted to agencies covering the participating schools on a regular basis. All photographers must exchange their photo pass for armbands in order to be admitted to the sidelines. This may be done at the media "Will Call" table next to the press box elevators. Gameday flip cards will be available at that location.

PARKING

Media parking passes should be requested at the same time press box or sideline passes are requested. Only a limited number of parking passes are available. The lot just to the west of the Turner Center (the former Intercollegiate Athletics lot) is reserved for media parking. Entry is available from Hill Drive. A golf cart is available to help members of the media transport heavy equipment from the press parking area to the press box.

GAMEDAY SERVICES

Members of the media covering Ole Miss will be provided with pregame notes for both teams, a game program and a flipcard. Statistics and a running play-by-play will be handed out after each quarter. Approximately 30 minutes following the completion of the game, a final statistical book, including complete team and individual statistics, running play-by-play and postgame quotes from players and coaches, will be available.

WEEKLY PRESS CONFERENCE

Coach Houston Nutt holds a weekly press conference each Monday during the season, beginning at 2:00 p.m. (CT), in the team meeting room of the Indoor Practice Facility, which is adjacent to Vaught-Hemingway Stadium/Hollingsworth Field. Members of the media unable to attend the Monday press conference may participate via the telephone. The number for the two-way teleconference may be obtained by contacting the Athletics Media Relations office at (662) 915-7522. A brief teleconference for Coach Nutt will also be held each Sunday following a game at 3 p.m. (same phone number and code as Monday press conference).

COACHES/PLAYER INTERVIEWS

During Egg Bowl Week

Selected players will be available Monday following Coach Nutt's weekly press conference. All media interviews will be held in the team meeting room. All requests for player interviews during the week should be made at least one day in advance with Kyle Campbell (662-915-7522). Members of the media who wish to interview players on Monday MUST e-mail or text Kyle Campbell by 3 p.m. (CT) Sunday to request interviews. Players and assistant coaches will be available upon request after practice on Tuesday.

After Practice

Practice will be closed to the public. The first 20 minutes of practice will be open to the media on Tuesday Coach Nutt will be available for media after practice in the team meeting room.

After the Game

Coach Nutt will hold a postgame news conference with the media in the team meeting room of the Indoor Practice Facility. Athletics Media Relations office representatives will be available to assist in postgame interviews. Complete postgame plans will be announced on gameday in the press box. An Athletics Media Relations staff member will accompany members of the press wishing to go to the sidelines, beginning with five minutes remaining in the final quarter.

TEAM STATISTICS

OLE MISS	OPPONENT	CATEGORY	LSU	OPPONENT
184	184	First Downs	152	138
94	70	By Rushing	90	60
81	99	By Passing	54	64
9	15	By Penalty	8	14
56-483	61-461	Penalties-Yards	57-444	52-368
14-8	15-9	Fumbles-Lost	19-9	21-9
419	325	Rushing Attempts	367	322
2190	1412	Rushing Yards	1658	1127
5.2	4.3	Yards Per Rush	4.5	3.5
219.0	141.2	Rushing Yards Per Game	184.2	125.2
261-145	311-189	Pass Attempts-Completions	210-124	238-134
1862	2410	Passing Yards	1318	1419
186.2	241.0	Passing Yards Per Game	146.4	157.7
680	636	Total Offensive Plays	577	560
4052	3822	Total Offense	2976	2546
405.2	382.2	Total Offense Per Game	330.7	282.9
308	348	Total Points	228	146

INDIVIDUAL STATISTICS

OLE MISS	Att.	Yds.	Avg.	TD
Rushing				
Brandon Bolden	133	840	6.3	11
Jeremiah Masoli	99	468	4.7	4
Jeff Scott	54	386	7.1	2
Passing				
Jeremiah Masoli	229	128	1601	12/10
Nathan Stanley	32	17	261	3/1
Receiving				
Melvin Harris	28	377	13.5	3
Brandon Bolden	25	271	10.8	3
Markeith Summers	22	454	20.6	5
Punting				
Tyler Campbell	49	2218	45.3	66
Punt Returns				
Jesse Grandy	12	209	17.4	73
KO Returns				
Jesse Grandy	29	614	21.2	51
Scoring				
Brandon Bolden	14	0-0	0-0	84
Bryson Rose	0	14-16	38-38	80
Tackles				
Jonathan Cornell	30-28	58	11.0-32	3.5 Sacks
Damien Jackson	37-20	57	4.0-10	3 PBU's
Fon Ingram	32-20	52	1.5-1	1 PBU

LSU	Att.	Yds.	Avg.	TD
Rushing				
Stevan Ridley	176	811	4.6	7
Jordan Jefferson	85	308	3.6	5
Passing				
Jordan Jefferson	136	75	764	3/8
Jarrett Lee	71	48	515	2/1
Receiving				
Rueben Randle	28	469	16.8	3
Terrence Toliver	28	353	12.6	2
Russell Shepard	26	169	6.5	1
Punting				
Derek Helton	26	1135	43.7	56
Punt Returns				
Patrick Peterson	19	357	18.8	87
KO Returns				
Patrick Peterson	21	567	27.0	47
Scoring				
Josh Jasper	0	17-21	21-22	72
Stevan Ridley	7	0-0	0-0	42
Tackles				
Kelvin Sheppard	31-49	80	8.0-38	4 Sacks
Ryan Baker	32-32	64	9.0-72	5.5 Sacks
Drake Nevis	27-20	47	12.5-53	6 Sacks

LAST FIVE MEETINGS

November 21, 2009 • Oxford, Miss.: Ole Miss 25, LSU 23: Time ran out on No. 8 LSU before it could attempt a short, potential game-winning field goal and Dexter McCluster and Ole Miss survived a frantic final minute to come away with the victory. McCluster ran for 148 yards and passed for a touchdown, a 27-yarder to wide-open Shay Hodge midway through the fourth quarter. Hodge had seven catches for 117 yards, tying the school record for 100-yard games in a season.

November 22, 2008 • Baton Rouge, La.: Ole Miss 31, LSU 13: Jevan Snead threw two TD passes, Markeith Summers ran for a 13-yard score out of the "Wild Rebel" formation and Ole Miss won its fourth straight game with a 31-13 triumph over No. 18 LSU. Snead was 16-of-25 for 274 yards. His scoring passes went for 34 and 25 yards, both to Mike Wallace. Ole Miss knocked LSU starting QB Jarrett Lee out of the game and held the Tigers to only one TD.

November 17, 2007 • Oxford, Miss.: LSU 41, Ole Miss 24: Trindon Holliday returned a kickoff 98 yards for a score, and LSU forced two turnovers during goal-line stands to defeat Ole Miss, 41-24. Marshay Green had a 44-yard punt return for the Rebels to knot the game at 7-7, but LSU regained the lead and never looked back. Reserve quarterback Brent Schaeffer sparked some second-half offense for the Rebels, but his 302 yards of total offense weren't enough.

November 18, 2006 • Baton Rouge, La.: LSU 23, Ole Miss 20: Colt David kicked a 26-yard FG in overtime to lift No. 9 LSU to a 23-20 victory. Ole Miss built a 20-7 lead, before JaMarcus Russell tossed two TDs in the last 8:46, including a fourth down scoring toss to Dwayne Bowe in the final seconds of regulation. LSU could have won after that TD, but the Rebels blocked the extra point to force overtime.

November 19, 2005 • Oxford, Miss.: LSU 40, Ole Miss 7: JaMarcus Russell threw two TD passes in a 40-7 victory for LSU, who held Ole Miss to 7 yards rushing. The Rebels avoided their first shutout since 1998 when Micheal Spurlock threw a 7-yard TD pass to Taye Biddle with under three minutes to play.

TOP REBEL PERFORMANCES VS. LSU

Rushing Yards: Deuce McAllister, 26-176; 10-31-1998
Passing Yards: Stewart Patridge, 27-43-0-346 (2 TDs); 10-18-1997
Total Offense: Archie Manning, 362 (17 rush, 345 pass); 11-2-1968
Receptions: Rick Kimbrough, 9-132 (TD); 11-3-1973
Receiving Yards: Rick Kimbrough, 9-132 (TD); 11-3-1973
All-Purpose Yards: Deuce McAllister, 229; 10-30-1999
Points Scored: Eddie Crawford, 24 (4 TDs); 11-3-1956
Points Kicking: Todd Gatlin, 13 (4 FGs, 1 PAT); 10-31-1981
 Joshua Shene, 13 (4 FGs, 1 PAT); 11-21-2009
Kickoff Return Yards: Marshay Green 2-115; 11-18-2006
Interceptions: Glenn Cannon, 3; 11-2-1968

SERIES HISTORY

LSU leads 55-39-4














In Oxford: 8-5-1, LSU
In Baton Rouge: 36-25-1, LSU
In Jackson, Miss.: 9-6-2, LSU
In Meridian, Miss.: 1-0, Ole Miss
In New Orleans: 2-1, Ole Miss
In Vicksburg, Miss.: 1-0, LSU














Longest Ole Miss Win Streak: 6, 1952-1957
Longest LSU Win Streak: 8, 1928-1937

Largest Margin of Victory: 34 (37-3), 1963 in Baton Rouge
Largest Margin of Defeat: 46 (46-0), 1901 in Baton Rouge

Year	Site	Score	Year	Site	Score
1894	Baton Rouge W, 26-6	1961	Baton Rouge L, 7-10
1896	Vicksburg, Miss. L, 4-12	1962	Baton Rouge W, 15-7
1899	Meridian, Miss. W, 11-0	1963	Baton Rouge W, 37-3
1901	Baton Rouge L, 0-6	1964	Baton Rouge L, 10-11
1902	New Orleans L, 0-6	1965	Jackson W, 23-0
1903	New Orleans W, 11-0	1966	Baton Rouge W, 17-0
1904	Baton Rouge L, 0-5	1967	Jackson T, 13-13
1906	Baton Rouge W, 9-0	1968	Baton Rouge W, 27-24
1907	Jackson L, 0-23	1969	Jackson W, 26-23
1909	Baton Rouge L, 0-10	1970	Baton Rouge L, 17-61
1912	Baton Rouge W, 10-7	1971	Jackson W, 24-22
1914	Baton Rouge W, 21-0	1972	Baton Rouge L, 16-17
1915	Oxford L, 0-28	1973	Jackson L, 14-51
1916	Baton Rouge L, 0-41	1974	Baton Rouge L, 0-24
1917	Oxford L, 7-52	1975	Jackson W, 17-13
1919	Baton Rouge L, 0-13	1976	Baton Rouge L, 0-45
1921	Baton Rouge L, 0-21	1977	Jackson L, 21-28
1926	Baton Rouge L, 0-3	1978	Baton Rouge L, 8-30
1927	Baton Rouge W, 12-7	1979	Jackson L, 24-28
1928	Baton Rouge L, 6-19	1980	Baton Rouge L, 16-38
1929	Baton Rouge L, 6-13	1981	Jackson T, 27-27
1930	Baton Rouge L, 0-6	1982	Baton Rouge L, 8-45
1931	Jackson L, 3-26	1983	Jackson W, 27-24
1933	Baton Rouge L, 0-31	1984	Baton Rouge L, 29-32
1934	Jackson L, 0-14	1985	Jackson L, 0-14
1936	Baton Rouge L, 0-13	1986	Baton Rouge W, 21-19
1937	Baton Rouge L, 0-13	1987	Jackson L, 13-42
1938	Baton Rouge W, 20-7	1988	Baton Rouge L, 20-31
1939	Baton Rouge W, 14-7	1989	Oxford L, 30-35
1940	Baton Rouge W, 19-6	1990	Baton Rouge W, 19-10
1941	Baton Rouge W, 13-12	1991	Jackson L, 22-25
1942	Baton Rouge L, 7-21	1992	Jackson W, 32-0
1945	Baton Rouge L, 13-32	1993	Baton Rouge L, 17-19
1946	Baton Rouge L, 21-34	1994	Oxford W, 34-21
1947	Baton Rouge W, 20-18	1995	Baton Rouge W, 31-9
1948	Baton Rouge W, 49-19	1996	Oxford L, 7-39
1949	Baton Rouge L, 7-34	1997	Baton Rouge W, 36-21
1950	Baton Rouge L, 14-40	1998	Oxford W, 37-31 (ot)
1951	Baton Rouge T, 6-6	1999	Baton Rouge W, 42-23
1952	Oxford W, 28-0	2000	Oxford L, 9-20
1953	Baton Rouge W, 27-16	2001	Baton Rouge W, 35-24
1954	Baton Rouge W, 21-6	2002	Baton Rouge L, 13-14
1955	Baton Rouge W, 29-26	2003	Oxford L, 14-17
1956	Baton Rouge W, 46-17	2004	Baton Rouge L, 24-27
1957	Oxford W, 14-12	2005	Oxford L, 7-40
1958	Baton Rouge L, 0-14	2006	Baton Rouge L, 20-23
1959	Baton Rouge L, 3-7	2007	Oxford L, 24-41
1960	New Orleans -1 W, 21-0	2008	Baton Rouge W, 31-13
1960	Oxford T, 6-6	2009	Oxford W, 25-23

1- Sugar Bowl

<p>8 QB</p>		<p>JEREMIAH MASOLI SR • 5-11 • 220 • San Francisco, Calif.</p> <table border="1"> <thead> <tr> <th>Att.</th> <th>Com.</th> <th>Yards</th> <th>TDs</th> </tr> </thead> <tbody> <tr> <td>229</td> <td>128</td> <td>1601</td> <td>12</td> </tr> </tbody> </table>	Att.	Com.	Yards	TDs	229	128	1601	12	<p>LAST GAME: Threw for 80 yards and added 22 yards on the ground. NOTES: Ranks seventh in the SEC in total offense (206.9 y/g) ... Needs 75 yards rushing to break Norris Weese's single-season Ole Miss record for rushing yards by a quarterback (542) ... Accounted for a career-high four TDs against Kentucky ... Posted 425 total yards and three TDs against Arkansas.</p>
Att.	Com.	Yards	TDs								
229	128	1601	12								
<p>34 RB</p>		<p>BRANDON BOLDEN JR • 5-11 • 215 • Baton Rouge, La.</p> <table border="1"> <thead> <tr> <th>Att.</th> <th>Yards</th> <th>Avg.</th> <th>TDs</th> </tr> </thead> <tbody> <tr> <td>133</td> <td>840</td> <td>6.3</td> <td>11</td> </tr> </tbody> </table>	Att.	Yards	Avg.	TDs	133	840	6.3	11	<p>LAST GAME: Rushed for 113 yards and two touchdowns on just 12 carries. NOTES: Has five 100-yard rushing games this season and seven in his career ... Ranks sixth in the SEC in rushing (84.0 y/g) ... Second on team with 25 receptions this season ... Third-team midseason All-SEC pick by Phil Steele ... Rushed for career-high 228 yards and two TDs against Fresno State.</p>
Att.	Yards	Avg.	TDs								
133	840	6.3	11								
<p>45 FB</p>		<p>H.R. GREER SO • 5-11 • 225 • Olive Branch, Miss.</p> <table border="1"> <thead> <tr> <th>Att.</th> <th>Yards</th> <th>Avg.</th> <th>TDs</th> </tr> </thead> <tbody> <tr> <td>0</td> <td>0</td> <td>0.0</td> <td>0</td> </tr> </tbody> </table>	Att.	Yards	Avg.	TDs	0	0	0.0	0	<p>LAST GAME: Did not record a rush or catch a pass. NOTES: Has six catches for 32 yards and one touchdown on the season ... Scored first career TD on four-yard reception against Kentucky.</p>
Att.	Yards	Avg.	TDs								
0	0	0.0	0								
<p>5 SE</p>		<p>MELVIN HARRIS SO • 6-7 • 205 • Buford, Ga.</p> <table border="1"> <thead> <tr> <th>Rec.</th> <th>Yards</th> <th>Avg.</th> <th>TDs</th> </tr> </thead> <tbody> <tr> <td>28</td> <td>377</td> <td>13.8</td> <td>3</td> </tr> </tbody> </table>	Rec.	Yards	Avg.	TDs	28	377	13.8	3	<p>LAST GAME: Led team with three catches for 43 yards. NOTES: Leads team in receptions and is second with three TD catches ... Posted career-high five catches for 45 yards against Auburn ... First catch of the season was 41-yard touchdown strike against Jacksonville State.</p>
Rec.	Yards	Avg.	TDs								
28	377	13.8	3								
<p>16 FL</p>		<p>MARKEITH SUMMERS SR • 6-3 • 205 • Olive Branch, Miss.</p> <table border="1"> <thead> <tr> <th>Rec.</th> <th>Yards</th> <th>Avg.</th> <th>TDs</th> </tr> </thead> <tbody> <tr> <td>21</td> <td>436</td> <td>20.8</td> <td>5</td> </tr> </tbody> </table>	Rec.	Yards	Avg.	TDs	21	436	20.8	5	<p>LAST GAME: Caught one pass for 18 yards. NOTES: Has three TDs in last four games ... Posted five catches for 165 yards including a 70-yard TD strike against Tulane ... Marked the sixth highest single-game receiving yard total in Ole Miss history ... Posted 104 yards receiving and tied career-high with two TD catches against Arkansas.</p>
Rec.	Yards	Avg.	TDs								
21	436	20.8	5								
<p>83 TE</p>		<p>FERBIA ALLEN SO • 6-4 • 245 • Pine Bluff, Ark.</p> <table border="1"> <thead> <tr> <th>Rec.</th> <th>Yards</th> <th>Avg.</th> <th>TDs</th> </tr> </thead> <tbody> <tr> <td>5</td> <td>51</td> <td>10.2</td> <td>1</td> </tr> </tbody> </table>	Rec.	Yards	Avg.	TDs	5	51	10.2	1	<p>LAST GAME: Did not catch a pass ... Helped block for Brandon Bolden as he recorded his fifth 100-yard rushing game of the season. NOTES: Has recorded a reception in 4-of-10 games this season ... Caught six passes for 46 yards with a long of 13 on the season in 2009.</p>
Rec.	Yards	Avg.	TDs								
5	51	10.2	1								
<p>79 RT</p>		<p>BOBBY MASSIE SO • 6-6 • 310 • Lynchburg, Va.</p> <table border="1"> <thead> <tr> <th>GS</th> <th>Rush/G</th> <th>Pass/G</th> <th>PPG</th> </tr> </thead> <tbody> <tr> <td>10</td> <td>219.0</td> <td>186.2</td> <td>30.8</td> </tr> </tbody> </table>	GS	Rush/G	Pass/G	PPG	10	219.0	186.2	30.8	<p>LAST GAME: Helped block for Brandon Bolden as he recorded his fifth 100-yard rushing game of the season. NOTES: Has started every game at right tackle and helped the Rebels rank first in the SEC in sacks allowed ... SEC Offensive Lineman of the Week for ULL ... A preseason second team All-SEC pick by Lindy's.</p>
GS	Rush/G	Pass/G	PPG								
10	219.0	186.2	30.8								
<p>74 RG</p>		<p>JARED DUKE FR • 6-6 • 325 • Cleveland, Tenn.</p> <table border="1"> <thead> <tr> <th>GS</th> <th>Rush/G</th> <th>Pass/G</th> <th>PPG</th> </tr> </thead> <tbody> <tr> <td>3</td> <td>219.0</td> <td>186.2</td> <td>30.8</td> </tr> </tbody> </table>	GS	Rush/G	Pass/G	PPG	3	219.0	186.2	30.8	<p>LAST GAME: Helped block for Brandon Bolden as he recorded his fifth 100-yard rushing game of the season. NOTES: True freshman who has played in each of the last seven games ... Earned first team Class 5A All-State honors from the Tennessee Sports Writers Association and Tennessee Varsity as a senior.</p>
GS	Rush/G	Pass/G	PPG								
3	219.0	186.2	30.8								
<p>73 C</p>		<p>A.J. HAWKINS JR • 6-4 • 335 • Monroe, La.</p> <table border="1"> <thead> <tr> <th>GS</th> <th>Rush/G</th> <th>Pass/G</th> <th>PPG</th> </tr> </thead> <tbody> <tr> <td>9</td> <td>219.0</td> <td>186.2</td> <td>30.8</td> </tr> </tbody> </table>	GS	Rush/G	Pass/G	PPG	9	219.0	186.2	30.8	<p>LAST GAME: Helped block for Brandon Bolden as he recorded his fifth 100-yard rushing game of the season. NOTES: Has helped the Rebels rank first in the SEC in sacks allowed ... Started the first five games at center before moving to right guard for the Arkansas game ... Moved back to center for Auburn game.</p>
GS	Rush/G	Pass/G	PPG								
9	219.0	186.2	30.8								
<p>76 LG</p>		<p>ALEX WASHINGTON JR • 6-4 • 335 • Monroe, La.</p> <table border="1"> <thead> <tr> <th>GS</th> <th>Rush/G</th> <th>Pass/G</th> <th>PPG</th> </tr> </thead> <tbody> <tr> <td>6</td> <td>219.0</td> <td>186.2</td> <td>30.8</td> </tr> </tbody> </table>	GS	Rush/G	Pass/G	PPG	6	219.0	186.2	30.8	<p>LAST GAME: Helped block for Brandon Bolden as he recorded his fifth 100-yard rushing game of the season. NOTES: Started the first three games of the season and last three at left guard and helped the Rebels rank first in the SEC in sacks allowed.</p>
GS	Rush/G	Pass/G	PPG								
6	219.0	186.2	30.8								
<p>78 LT</p>		<p>BRADLEY SOWELL JR • 6-7 • 315 • Hernando, Miss.</p> <table border="1"> <thead> <tr> <th>GS</th> <th>Rush/G</th> <th>Pass/G</th> <th>PPG</th> </tr> </thead> <tbody> <tr> <td>10</td> <td>219.0</td> <td>186.2</td> <td>30.8</td> </tr> </tbody> </table>	GS	Rush/G	Pass/G	PPG	10	219.0	186.2	30.8	<p>LAST GAME: Started 22nd-career game and helped block for Brandon Bolden as he recorded his fifth 100-yard rushing game of the season. NOTES: Has started every game at left tackle and helped the Rebels rank first in the SEC in sacks allowed ... Named Most Improved Offensive Player from spring drills ... Started and played in 12 games in 2009.</p>
GS	Rush/G	Pass/G	PPG								
10	219.0	186.2	30.8								
<p>81 K</p>		<p>BRYSON ROSE SO • 6-0 • 193 • Raleigh, N.C.</p> <table border="1"> <thead> <tr> <th>FGs</th> <th>Long</th> <th>PATs</th> <th>Pts</th> </tr> </thead> <tbody> <tr> <td>14/16</td> <td>41</td> <td>38/38</td> <td>78</td> </tr> </tbody> </table>	FGs	Long	PATs	Pts	14/16	41	38/38	78	<p>LAST GAME: Two-for-two on PATs. NOTES: Scored 19 points against ULL ... Ranks in the SEC in every kicking category, including scoring (8.7 ppg/3rd), field goals (1.56 pg/3rd) and PAT pct. (1.000/1st) ... Connected on career-long 41-yard field goal at Tulane.</p>
FGs	Long	PATs	Pts								
14/16	41	38/38	78								
<p>10 RS</p>		<p>JESSE GRANDY SO • 6-0 • 165 • Pine Bluff, Ark.</p> <table border="1"> <thead> <tr> <th>Rec.</th> <th>Yards</th> <th>Avg.</th> <th>TDs</th> </tr> </thead> <tbody> <tr> <td>16</td> <td>195</td> <td>12.2</td> <td>1</td> </tr> </tbody> </table>	Rec.	Yards	Avg.	TDs	16	195	12.2	1	<p>LAST GAME: Posted 48 yards on three kickoff returns and two yards on two punt returns. NOTES: Ranks third in the SEC in punt returns (17.4y/r), seventh in all-purpose (111.0 y/g) and ninth in kickoff returns (21.2 y/r) ... Has three career special teams touchdowns ... Named SEC Special Teams Player of the Week after recording a career-long 73-yard punt return against Kentucky.</p>
Rec.	Yards	Avg.	TDs								
16	195	12.2	1								

55 DE		<p>CAMERON WHIGHAM FR • 6-2 • 255 • Snellville, Ga.</p> <table border="1"> <thead> <tr> <th>Tackles</th> <th>TFLs</th> <th>Sacks</th> <th>QH</th> </tr> </thead> <tbody> <tr> <td>4</td> <td>0.0</td> <td>0.0</td> <td>1</td> </tr> </tbody> </table>	Tackles	TFLs	Sacks	QH	4	0.0	0.0	1	<p>LAST GAME: Posted three tackles (one solo) and a QB pressure. NOTES: True freshman who joined the team prior to spring drills ... Originally signed with Ole Miss in the 2009 class ... Totaled 85 tackles, 19 TFLs and seven QB sacks as a senior.</p>
Tackles	TFLs	Sacks	QH								
4	0.0	0.0	1								
57 NT		<p>JERRELL POWE SR • 6-2 • 320 • Waynesboro, Miss.</p> <table border="1"> <thead> <tr> <th>Tackles</th> <th>TFLs</th> <th>Sacks</th> <th>FF</th> </tr> </thead> <tbody> <tr> <td>20</td> <td>7.5</td> <td>2.5</td> <td>1</td> </tr> </tbody> </table>	Tackles	TFLs	Sacks	FF	20	7.5	2.5	1	<p>LAST GAME: Posted two tackles and 1.0 TFL in 16th-consecutive start. NOTES: Posted career-high 1.5 QB sacks at Alabama ... Second-team midseason All-SEC pick by Phil Steele ... Voted a team captain prior to the season ... A preseason first team All-SEC pick by numerous outlets ... Named to the Outland, Nagurski, Lombardi Award watch lists.</p>
Tackles	TFLs	Sacks	FF								
20	7.5	2.5	1								
99 DT		<p>TED LAURENT SR • 6-1 • 303 • Powder Springs, Ga.</p> <table border="1"> <thead> <tr> <th>Tackles</th> <th>TFLs</th> <th>Sacks</th> <th>FF</th> </tr> </thead> <tbody> <tr> <td>17</td> <td>3.5</td> <td>2.0</td> <td>1</td> </tr> </tbody> </table>	Tackles	TFLs	Sacks	FF	17	3.5	2.0	1	<p>LAST GAME: Collected two tackles and 0.5 TFL. NOTES: Received the Jeff Hamm Memorial Award for the Most Improved Defensive Player from spring drills ... Saw action in all 13 games with three starts at nose tackle a year ago ... Recorded 12 tackles (six solo) including 2.5 TFLs and 0.5 sack last season.</p>
Tackles	TFLs	Sacks	FF								
17	3.5	2.0	1								
53 DE		<p>JASON JONES SO • 6-2 • 250 • Albany, Ga.</p> <table border="1"> <thead> <tr> <th>Tackles</th> <th>TFLs</th> <th>Sacks</th> <th>FR</th> </tr> </thead> <tbody> <tr> <td>7</td> <td>3.5</td> <td>2.5</td> <td>2</td> </tr> </tbody> </table>	Tackles	TFLs	Sacks	FR	7	3.5	2.5	2	<p>LAST GAME: Tallied three tackles, 2.0 TFLs and 2.0 QB sacks. NOTES: Has seen action in all 10 games ... Recorded one solo stop and 1.0 TFL against Auburn ... Tallied two tackles, 0.5 TFL and 0.5 QB sack in first career start against ULL.</p>
Tackles	TFLs	Sacks	FR								
7	3.5	2.5	2								
42 WLB		<p>D.T. SHACKELFORD SO • 6-1 • 235 • Decatur, Ala.</p> <table border="1"> <thead> <tr> <th>Tackles</th> <th>TFLs</th> <th>Sacks</th> <th>QH</th> </tr> </thead> <tbody> <tr> <td>34</td> <td>7.0</td> <td>4.0</td> <td>3</td> </tr> </tbody> </table>	Tackles	TFLs	Sacks	QH	34	7.0	4.0	3	<p>LAST GAME: Started at DE and registered four tackles, 1.5 TFLs and 1.0 QB sack. NOTES: Leads team with 4.0 QB sacks and second with 7.0 TFLs ... Posted a career-best seven stops (three solo) and half a QB sack at Alabama ... Collected six tackles (three solo), 2.5 TFLs and 1.0 QB sack against Vanderbilt.</p>
Tackles	TFLs	Sacks	QH								
34	7.0	4.0	3								
51 MLB		<p>JONATHAN CORNELL SR • 6-1 • 235 • Azusa, Calif.</p> <table border="1"> <thead> <tr> <th>Tackles</th> <th>TFLs</th> <th>Sacks</th> <th>FF</th> </tr> </thead> <tbody> <tr> <td>58</td> <td>11.0</td> <td>3.5</td> <td>1</td> </tr> </tbody> </table>	Tackles	TFLs	Sacks	FF	58	11.0	3.5	1	<p>LAST GAME: Credited with two solo stops. NOTES: Leads team in tackles and ranks top-10 in SEC in TFLs ... Second-team midseason All-SEC pick by Phil Steele ... Voted a team captain prior to the season ... Started 23 games in a row at MLB before the Rebels opened in a nickel against Kentucky ... Credited with a career-high 3.0 sacks at Tulane.</p>
Tackles	TFLs	Sacks	FF								
58	11.0	3.5	1								
9 SLB		<p>ALLEN WALKER SR • 6-1 • 230 • Olive Branch, Miss.</p> <table border="1"> <thead> <tr> <th>Tackles</th> <th>TFLs</th> <th>Sacks</th> <th>FF</th> </tr> </thead> <tbody> <tr> <td>46</td> <td>5.5</td> <td>3.0</td> <td>3</td> </tr> </tbody> </table>	Tackles	TFLs	Sacks	FF	46	5.5	3.0	3	<p>LAST GAME: Tallied four tackles (two solo). NOTES: Ranks fifth on team in tackles ... Tied for third in the SEC in forced fumbles ... Posted career highs with 10 tackles (seven solo), 2.5 TFLs and 2.0 sacks versus Fresno State ... Also blocked a field goal and forced first career fumble ... Picked off first pass of the season at Arkansas.</p>
Tackles	TFLs	Sacks	FF								
46	5.5	3.0	3								
15 LB		<p>JOEL KIGHT SO • 5-9 • 225 • Lithonia, Ga.</p> <table border="1"> <thead> <tr> <th>Tackles</th> <th>TFLs</th> <th>Sacks</th> <th>QH</th> </tr> </thead> <tbody> <tr> <td>33</td> <td>3.0</td> <td>2.0</td> <td>1</td> </tr> </tbody> </table>	Tackles	TFLs	Sacks	QH	33	3.0	2.0	1	<p>LAST GAME: Collected one solo tackle. NOTES: Started the first seven games this season ... Finished second on the squad with a career-high nine solo stops against Kentucky ... Also posted 1.0 TFL.</p>
Tackles	TFLs	Sacks	QH								
33	3.0	2.0	1								
4 LCB		<p>MARCUS TEMPLE JR • 5-10 • 188 • Manquin, Va.</p> <table border="1"> <thead> <tr> <th>Tackles</th> <th>TFLs</th> <th>INT</th> <th>PD</th> </tr> </thead> <tbody> <tr> <td>40</td> <td>1.0</td> <td>0</td> <td>3</td> </tr> </tbody> </table>	Tackles	TFLs	INT	PD	40	1.0	0	3	<p>LAST GAME: Posted four tackles (three solo) and one pass breakup. NOTES: Tied for fourth in the SEC in fumble recoveries with two ... Led squad with a career-high eight tackles (six solo) at Alabama ... Also posted 1.0 TFL and recovered a fumble.</p>
Tackles	TFLs	INT	PD								
40	1.0	0	3								
20 SS		<p>JOHNNY BROWN SR • 6-0 • 212 • Charleston, Miss.</p> <table border="1"> <thead> <tr> <th>Tackles</th> <th>TFLs</th> <th>INT</th> <th>PD</th> </tr> </thead> <tbody> <tr> <td>48</td> <td>2.0</td> <td>0</td> <td>5</td> </tr> </tbody> </table>	Tackles	TFLs	INT	PD	48	2.0	0	5	<p>LAST GAME: Credited with two tackles. NOTES: Ranks fourth on the team in tackles ... Missed the Kentucky game due to injury ... Notched seventh career double-digit tackle game with a season-high 11 at Arkansas ... Ranks 20th in the SEC in passes defended ... Voted a team captain prior to the season.</p>
Tackles	TFLs	INT	PD								
48	2.0	0	5								
1 FS		<p>DAMIEN JACKSON JR • 6-2 • 205 • Atlanta, Ga.</p> <table border="1"> <thead> <tr> <th>Tackles</th> <th>TFLs</th> <th>INT</th> <th>PD</th> </tr> </thead> <tbody> <tr> <td>57</td> <td>4.0</td> <td>0</td> <td>3</td> </tr> </tbody> </table>	Tackles	TFLs	INT	PD	57	4.0	0	3	<p>LAST GAME: Posted five tackles (three solo), 1.0 TFL and one pass breakup. NOTES: Posted career-high eight solo tackles (nine total) and a pass break-up against Kentucky ... Has seven starts and is second on the team in tackles and 18th in the SEC.</p>
Tackles	TFLs	INT	PD								
57	4.0	0	3								
6 RCB		<p>JEREMY MCGEE SR • 5-10 • 185 • New Orleans, La.</p> <table border="1"> <thead> <tr> <th>Tackles</th> <th>TFLs</th> <th>INT</th> <th>PD</th> </tr> </thead> <tbody> <tr> <td>28</td> <td>0.5</td> <td>1</td> <td>3</td> </tr> </tbody> </table>	Tackles	TFLs	INT	PD	28	0.5	1	3	<p>LAST GAME: Tallied one one stop. NOTES: Picked off first pass of the season against ULL ... Notched career-high seven tackles (six solo) and 0.5 TFL against Auburn ... Saw action in all 13 games with one start last season.</p>
Tackles	TFLs	INT	PD								
28	0.5	1	3								
97 P		<p>TYLER CAMPBELL SO • 6-2 • 210 • Little Rock, Ark.</p> <table border="1"> <thead> <tr> <th>Punts</th> <th>Avg.</th> <th>Long</th> <th>Inside 20</th> </tr> </thead> <tbody> <tr> <td>49</td> <td>45.3</td> <td>66</td> <td>10</td> </tr> </tbody> </table>	Punts	Avg.	Long	Inside 20	49	45.3	66	10	<p>LAST GAME: Punted seven times for 48.4-yard average ... Down four punts inside the 20-yard line. NOTES: Fifteen 50+ yard punts on the year ... Booted a season-long kick of 66 yards at Arkansas ... Tied a career-high with eight punts for a 47.9-yard average at Alabama ... Ranks second in the SEC in punting (45.3 avg.).</p>
Punts	Avg.	Long	Inside 20								
49	45.3	66	10								

OLE MISS HEAD COACH HOUSTON NUTT

Houston Nutt (Oklahoma State, 1981) is in his third season at the Ole Miss helm, after being named the University's 36th head football coach on Nov. 28, 2007. His first two seasons in Oxford saw him lead the Rebels to back-to-back Cotton Bowl victories and earn SEC Coach of the Year billing for the third time in his career and Region top coaching honors for the fifth time in 2008. He was also named the FCA Coach of the Year in 2009. During his 10 years as the head coach at Arkansas, Nutt guided the Razorbacks to eight bowl berths, three SEC Western Division titles, two SEC Championship game appearances and an average of more than seven wins per season. He also served head coaching stints at Boise State and Murray State, where he captured two OVC Championships.

LSU HEAD COACH LES MILES

Head coach Les Miles is in his sixth year at the head of the Louisiana State football program. Miles, 57, came to LSU after four seasons as head coach at Oklahoma State, where he posted a 28-21 record and lost to Ole Miss in the 2004 Cotton Bowl. Miles has posted a 60-16 with the Tigers and has captured an SEC title and the 2007 BCS National Championship. In his career at Oklahoma State and LSU, Miles has posted a 3-3 record against the Rebels including a 3-2 mark as the head coach of the Tigers.

LSU SCOUTING REPORT

The Tigers are 9-1 on the season, 5-1 in the SEC, and are ranked fifth in the latest Associated Press poll and sixth in the USA Today/Coaches' poll. Junior Stevan Ridley leads the Tigers with 811 yards rushing and seven touchdowns. Junior Jordan Jefferson has thrown for 764 yards and three touchdowns on the season. Defensively, senior Kelvin Sheppard leads the squad with 80 tackles, while senior Drake Nevis has a team-high 12.5 TFLs. As a unit, the Tiger rank third in the league only allowing opponents to convert 36.7 percent of third down attempts.

NUTT'S WINNING WAYS

In his first two seasons in Oxford, Rebel head coach **Houston Nutt** immediately reversed the Rebels' fortunes and became the first Ole Miss coach to guide the Rebels to a bowl win in each of his first two seasons. Last season Nutt guided Ole Miss to a 9-4 record and a second-straight win in the Cotton Bowl. In his two seasons in Oxford, Nutt has led the Rebels to 18 wins and back-to-back nine-win seasons for the first time 1961-62 and back-to-back January bowl victories for the first time since 1960-61. In his first season with the Rebels, Nutt led one of the greatest turnarounds in school history, posting

a 9-4 record and a 5-3 mark in the SEC, reviving a Rebel squad that was coming off four straight losing seasons and a 3-8 campaign with no conference wins in 2007. It marked the team's best improvement from one season to the next since legendary Ole Miss Coach John Vaught's debut in 1947. Nutt's efforts earned him SEC Coach of the Year honors (SEC Coaches and Touchdown Club of Atlanta) for the third time in his decorated career and AFCA Region Coach of the Year accolades for the fifth time. Including his decade of success at Arkansas, Nutt has guided his teams to 10 bowl berths in the past 12 seasons, most of any SEC Western Division coach during this span. Nutt's squads recorded eight or more wins in eight of those 12 campaigns and nine or more victories in eight of those seasons in the SEC.

HOUSTON & GOLIATH:

Knocking off the nation's best is nothing new for Rebel head coach **Houston Nutt**. His victory over No. 4 Florida in 2008 was the fifth career win over a top-five opponent as a head coach. Nutt is 5-10 all-time against top-five teams, including a 50-48 triple OT victory at No. 1 LSU in 2007. In all five wins, Nutt's team entered the game unranked, and four of the wins came on the road. In addition, three of the losses were by four points or less, including 2008's bout at second-ranked Alabama. Below charts the top-five meetings:

10/30/10	vs. #1 AuburnL, 31-51
10/10/09	vs. #3 AlabamaL, 7-22
10/18/08	at #2 AlabamaL, 20-24
9/27/08	at #4 FloridaW, 31-30
11/24/07	at #1 LSUW, 50-48 (30T)
12/2/06	vs. #4 Florida*L, 28-38
10/7/06	at #2 AuburnW, 27-10
11/25/05	at #3 LSUL, 17-19
10/22/05	at #4 GeorgiaL, 20-23
9/17/05	at #1 Southern CalL, 17-70
10/16/04	at #4 AuburnL, 20-38
11/28/03	at #3 LSUL, 24-55
9/13/03	at #5 TexasW, 38-28
12/7/02	vs. #4 Georgia*L, 3-30
11/13/99	#3 TennesseeW, 28-24

* SEC Championship Game (Atlanta)

OLE MISS VS. RANKED OPPONENTS

- In No. 5 LSU, Ole Miss encounters its fourth ranked opponent of the year. The Rebels are 0-3 versus ranked teams this season.
- Last year, Ole Miss faced three top-25 foes and posted a 2-1 mark, defeating No. 8 LSU 27-25 and No. 18 Oklahoma State 21-7 and falling to No. 2 Alabama 22-3.
- The Rebels are 5-5 in their last 10 games against ranked teams including knocking off top-10 teams No. 4 Florida 31-

OLE MISS BY THE NUMBERS

- 100,000 - Dollars Donated To Ole Miss By Houston Nutt
- 60,580 - Vaught-Hemingway Stadium Capacity
- 44,500 - Season Tickets Sold In 2010
- 618 - All-Time Victories
- 277 - TFLs The Last Three Years
- 276 - Pro Draft Picks
- 244 - Weeks Ranked In The AP Poll
- 207 - Shutouts In Ole Miss History
- 191 - Television Appearances
- 54 - First Team All-Americans
- 33 - Bowl Appearances (17th All-Time)
- 24 - Academic All-Americans
- 22 - NFL Players Under Houston Nutt
- 21 - Bowl Wins (11th All-Time)
- 19 - NFL First Round Picks
- 18 - Wins During Houston Nutt's 1st Two Seasons
- 13 - Overtime Games
- 10 - College Football Hall of Fame Inductees
- 8 - Sugar Bowl Appearances (4th All-Time)
- 6 - Heisman Trophy Finalists
- 6 - SEC Championships
- 4 - Rhodes Scholars
- 3 - National Championships
- 2 - Cotton Bowl Championships The Last Two Years
- 1 - Highest Ranking In AP Poll

"WATCH" OUT FOR THESE GUYS

Rebels on awards watch list ...

Kentrell Lockett

Hendricks Award (Best Defensive End)

Jerrell Powe

- Outland Trophy (Best Interior Lineman)
- Nagurski Trophy (Best Defensive Player)
- Rotary Lombardi Award (Best Lineman)

OLE MISS IN THE NFL

Ole Miss has produced 22 NFL players under third-year head coach Houston Nutt. The Rebels also produced two first-round picks in the same season in Michael Oher and Peria Jerry for the first time in school history in 2009. Twenty-seven former Ole Miss players are currently on an NFL roster including 2008 Super Bowl MVP Eli Manning and 2009 All-Pro LB Patrick Willis.

OLE MISS ON THE WEB

- Websites: OleMissSports.com
OleMissSportsBlog.com
- Twitter: [@RebelCoachNutt](https://twitter.com/RebelCoachNutt)
[@OleMissNow](https://twitter.com/OleMissNow)
- Facebook: facebook.com/olemisssports

DUAL THREAT QBs

Senior quarterback Jeremiah Masoli is one of only nine QBs in the nation averaging at least 45 rushing yards and 160 passing yards per game. See chart below for complete list:

Player	Rush Y/G	Pass Y/G	Total Yards/G
Denard Robinson, Michigan	141.7	199.0	340.7
Robert Griffin, Baylor	46.2	279.2	325.4
Colin Kaepernick, Nevada	94.6	216.1	310.7
Dan Persa, Northwestern	51.9	258.1	310.0
G.J. Kinne, Tulsa	50.2	257.6	307.8
Cam Newton, Auburn	117.9	185.3	303.8
Terrelle Pryor, Ohio St.	51.2	213.6	264.8
Tyrod Taylor, Virginia Tech	68.1	198.8	256.9
Jeremiah Masoli, Ole Miss	46.8	160.1	206.9

30 and No. 8 Texas Tech 47-34 in 2008 and No. 8 LSU last year.

- Ole Miss is 58-132-2 all-time versus ranked teams.

NOVEMBER TO REMEMBER

The Rebels are 8-2 (.800 winning pct.) in November games under head coach **Houston Nutt**. Ole Miss went 3-1 overall in November last season (Northern Arizona, W, 38-14; Tennessee, W, 42-17; LSU, W, 25-23; at Mississippi State, L, 41-27). Ole Miss posted a 4-0 record in November games in 2008, Nutt's first season in Oxford. As an SEC head coach, Nutt owns a 36-16 record (.692 winning pct.) in November and is 25-12 (.676 winning pct.) during his career in the final three SEC games of the regular season.

REBEL-TIGER CONNECTION

LSU recruiting coordinator Frank Wilson served as the Rebels' running back coach and recruiting coordinator from 2005-07.

BOLDEN BREAKS OUT

Running back **Brandon Bolden** rushed 113 yards and a pair of touchdowns on just 12 carries against Tennessee. It marked Bolden's second-straight 100-yard rushing game, as well as the his fifth 100-yard game of the season and the seventh of his career. Against Louisiana-Lafayette he rushed 136 yards and tied a career-high with two rushing touchdown. He also caught four passes for a career-high 80 yards and one TD for a total of 216 yards and a career-best three scores. He rushed for 108 yards and one touchdown on 23 carries against Kentucky. Bolden exploded for 228 yards rushing and three total TDs against Fresno State. The junior accounted for the yardage, which is the highest rushing total in the SEC this season, on just 19 carries for a 12.0-yard average. The total was the sixth-highest mark in Ole Miss history and was part of a 425-yard rushing day for the Rebels, which is the eighth-highest team total in school history. It was Bolden's first career 200-yard rushing game and the fourth time he had topped the century mark in rushing in his career, which helped him earn National Running Back of the Weeks honors from the College Football Performance Awards. He currently ranks sixth in the SEC averaging 84.0 yards per game.

ODDS AND ENDS

- The Rebel ground attack ranks second in the league and 14th in the nation averaging 219.0 yards per game ... Ole Miss also ranks sixth in the SEC scoring offense at 30.8 points per game and fifth in total offense at 405.2 yards per game.
- Ole Miss has had four different runners - **Brandon Bolden**, **Enrique Davis**, **Jeremiah Masoli** and **Jeff Scott** - record 100-yard rushing games this season.
- The Rebels' special teams unit ranks second in the league and 11th nationally in punt return average (14.3 ypr).
- Ole Miss offense leads the conference only having allowed 10 sacks on the season, while the Rebel defense is tied for second in the SEC in sacks (28).

- Ole Miss has been flagged for only 56 penalties this season, which is tied for the third fewest in the league.
- Kickoff specialist **Andrew Ritter** ranks fourth in the SEC with 12 touchbacks in 56 kickoffs.

LOUISIANA REBELS

The Ole Miss roster features nine players from the Bayou State including: **Randall Mackey** (Bastrop), **Brandon Bolden** (Baton Rouge), **Evan Ingram** (Gray), **Kentrell Lockett** (Hahnville), **Alex Washington** (Monroe), **Lionel Breaux** and **Jeremy McGee** (New Orleans), **Damien Jackson** (Pineville) and **David Hankins** (Shreveport).

FIRST TIME STARTERS

- Three players made their first career start versus Louisiana-Lafayette: (Offense): **E.J. Epperson** (TE); (Defense): **Jason Jones** (DE), **Mike Marry** (LB).
- One player made their first career start versus Auburn: (Offense) **Jared Duke** (OL)
- Two players made their first career start versus Alabama: (Offense) **Evan Swindall** (C); (Defense) **LaMark Armour** (DE).
- Four players made their first career start versus Kentucky: (Offense) **Melvin Harris** (WR); (Defense) **Tony Grimes** (CB), **Charles Sawyer** (CB), **D.T. Shackelford** (DE).
- Three players made their first career start versus Fresno State: (Offense) **Logan Clair** (OL), **Patrick Junen** (OL) and **Jeff Scott** (RB).
- Three players made their first career start versus Vanderbilt: (Offense) **Michael Brown** (OL), **Ja-Mes Logan** (WR) and **Korvic Neat** (WR)
- Three players made their first career start at Tulane: (Offense) **Jeremiah Masoli** (QB), **Josh Tatum** (OL), **Devin Thomas** (RB).
- Six players made their first career start against Jacksonville State: (Offense) **Nathan Stanley** (QB), **A.J. Hawkins** (C); (Defense) **Wayne Dorsey** (DE), **Gerald Rivers** (DE), **Joel Kight** (WLB) and **Damien Jackson** (FS).

DEBUTS

Twenty-one Rebels have made their debut this season: **Frank Crawford** (CB), **Wayne Dorsey** (DE), **Jared Duke** (OL), **Martez Eastland** (RB), **Terrell Grant** (WR), **Tony Grimes** (CB), **Clarence Jackson** (LB), **Damien Jackson** (S), **Delvin Jones** (DL), **Layton Jones** (TE), **Patrick Junen** (OL), **Ja-Mes Logan** (WR), **Mike Marry** (LB), **Jeremiah Masoli** (QB), **Brishen Mathews** (S), **Emmanuel McCray** (OL), **Korvic Neat** (WR), **Charles Sawyer** (CB), **Jeff Scott** (RB), **Evan Swindall** (OL), **Josh Tatum** (OL).

DYNAMIC DUO

Running backs **Brandon Bolden** (136) and **Enrique Davis** (116) each rushed for 100 yards against Louisiana-Lafayette. It marked the first time the Rebels had a pair of 100-yard rushers in the same game since Joe Gunn and Deuce McAllister accomplished the feat against Georgia in 1999.

OLE MISS FOOTBALL TV/RADIO NETWORK

Ole Miss Football This Week

Station	Times
FS SouthSunday, 5 p.m.; Tuesday, 3 p.m.
CSSWednesday, 4:30 p.m.
Cox CableWednesday, 5 p.m.
WJTV (Jackson)Sunday, 10:30 p.m.
WTOK (Meridian)Sunday, 10 p.m.

Ole Miss Radio Network

City	Station (Frequency)
AmoryWAFM-AM (1580 AM)
BiloxiWBUV-FM (104.9)
BrookhavenWBKN-FM (92.1)
CorinthWXRZ-FM (94.3)
GreenwoodWTCD-FM (96.9)
HattiesburgWFMM-FM (97.3)
HazlehurstWDXO-FM (92.9)
JacksonWFMN-FM(97.3)
KosciuskoWLIN-FM (101.1)
Lexington, Tenn.WZLT-FM (99.3)
LouisvilleWLSM-FM (107.1)
McCombWAZA-FM (107.7)
Memphis, Tenn.WHBQ-AM (560)
MeridianWZKR-FM (103.3)
NatchezWKSO-FM (97.3)
OxfordWQLI-FM (93.7)
PhiladelphiaWHOC-AM (1490)
PrentissWJDR-FM (98.3)
TupeloWWMR-FM (102.9)
VicksburgWVBG-AM (1420)
WaynesboroWABO-AM (990)
West PointWROB-AM (1450)
Yazoo CityWBYP-FM (107.1)

*Affiliate list subject to change.
Broadcasts can be heard over the internet through
OleMissSports.com's RebelVision.
Provided by TeleSouth Communications.*

CAREER STARTS BY POSITION

—OFFENSE—

SE	LT	LG	C	RG	RT	TE	FL	QB	RB	FB	WR
Breaux (13)	Sowell (22)	Washington (7)	Hawkins (8)	Clair (3)	Massie (15)	Allen (12)	Harris (5)	Masoli (9)	Bolden (17)	D. Davis (1)	Summers (12)
Summers (5)		Junen (4)	Swindall (2)	Duke (3)		Epperson(1)	Logan (3)	Stanley (1)	J. Scott (4)		Grandy (4)
Neat (2)				Tatum (1)					Thomas (2)		Breaux (3)
				Hawkins (1)							
				Brown (1)							

—DEFENSE—

LE	DT	NT	RE	WLB	MLB	SLB	LCB	SS	FS	RCB	NB
Dorsey (4)	L. Scott (17)	Powe (20)	Lockett (31)	Kight (7)	Cornell (32)	Walker (27)	Temple (9)	J. Brown (21)	J. Brown (7)	McGee (11)	Temple (3)
Armour (3)	Laurent (8)	Laurent (10)	Rivers (5)	Cornell (3)	Marry (1)		McGee (1)	Ingram (3)	Jackson (7)		Sawyer (3)
Shackelford (3)		L. Scott (4)	J. Jones (2)	Shackelford (1)					Ingram (2)		Grimes (1)

NUTT EFFECT

Below charts the Ole Miss' amazing turnaround in their first three seasons under head coach Houston Nutt compared with the previous three season. The Rebels' rank in the SEC is in parentheses.

Category	2005 (SEC)	2006 (SEC)	2007 (SEC)	2008 (SEC)	2009 (SEC)	2010 (SEC)
Wins	3 (1)	4 (2)	3 (0)	9 (5)	9 (4)	4 (1)
Total Offense	281.7 (11th)	261.5 (12th)	345.2 (9th)	407.6 (3rd)	402.4 (5th)	405.2 (5th)
Total Defense	332.6 (7th)	353.9 (11th)	423.4 (12th)	307.2 (5th)	314.7 (4th)	382.2 (10th)
Scoring Offense	13.5 (12th)	15.7 (12th)	20.1 (12th)	32.0 (2nd)	29.5 (5th)	30.8 (6th)
Scoring Defense	22.3 (7th)	22.9 (9th)	28.5 (11th)	19.0 (5th)	17.7 (4th)	34.8 (12th)
Rush Offense	73.3 (12th)	125.4 (8th)	131.5 (11th)	186.5 (2nd)	183.6 (6th)	219.0 (2nd)
Rush Defense	153.3 (9th)	158.9 (11th)	199.1 (11th)	85.5 (2nd)	140.3 (6th)	141.2 (8th)
Pass Efficiency	103.3 (11th)	100.3 (12th)	110.4 (11th)	144.3 (3rd)	125.9 (8th)	126.0 (9th)
Sacks By	18 (10th)	14 (11th)	21 (T10th)	38 (1st)	36 (2nd)	28 (2nd)
Sacks Allowed	29 (7th)	29 (9th)	28 (9th)	20 (4th)	17 (4th)	10 (1st)
3rd Down %	31.9% (11th)	29.3% (12th)	38.0% (8th)	43.4% (2nd)	41.2% (2nd)	37.1% (10th)
Opp. 3rd Down %	44.0% (11th)	42.6% (11th)	43.4% (11th)	32.1% (3rd)	29.7% (1st)	38.7% (7th)
Kickoff Coverage	42.4 (5th)	41.8 (7th)	34.9 (12th)	44.9 (3rd)	43.1 (5th)	43.4 (8th)
Field Goals	50.0% (12th)	82.4% (2nd)	64.7% (11th)	81.0% (2nd)	75.0 (8th)	87.5 (2nd)

ROSE CONTINUES STANDOUT SOPHOMORE SEASON

Sophomore placekicker **Bryson Rose** has had an outstanding 2010 season connecting 52-for-54 on kicks. Rose converted on all five field goal attempts and all four PATs for a career-high with 19 points against Louisiana-Lafayette. The 19 points is the second most in school history, while the five field goals ties for the second most in a game in Ole Miss history and earned Rose National Kicker of the Week Honors from the College Football Performance Awards. He also connected on a career-long 41-yard field goal as part of a perfect day that helped Ole Miss to a road win over Tulane, as he finished 2-for-2 on FGs and 3-for-3 on PATs. Rose ranks in the SEC in PAT percentage (1.000/1st), scoring (8.7 ppg/3rd) and field goals (1.56 pg/3rd).

MASSIE NAMED SEC OFFENSIVE LINEMAN OF THE WEEK

Sophomore **Bobby Massie** was named the SEC Offensive Lineman of the Week after the Louisiana-Lafayette game. Massie helped the Ole Miss offense roll up 478 yards of offense and allow no sacks. Massie blocked for Brandon Bolden and Enrique Davis as they became the first pair of Rebel running backs to rush for 100 yards in the same game since 1999. Massie has started 15-straight games at right tackle and anchors an Ole Miss offensive line that leads the SEC and ranks 15th in the country having allowed only seven sacks on the season.

MARRY SHINES IN START

True freshman **Mike Marry** earned his first career start at middle linebacker in place of Jonathan Cornell versus Louisiana-Lafayette and did not disappoint. Marry totaled a team-high 11 tackles and 3.0 TFLs. Eight of his 11 stops were solo and he also recorded 1.0 QB sack.

MIDSEASON HONORS

Three Ole Miss Rebels were recognized by Phil Steele in his midseason All-SEC team. Senior LB **Jonathan Cornell** and DT **Jerrell Powe** were named to the All-SEC second team, while junior RB **Brandon Bolden** was honored on the All-SEC third team.

SCOTT HAS BREAKOUT GAME

Speedy freshman running back **Jeff Scott** had a career game against No. 1 Auburn. He rushed nine times for a career-high 134 yards including an 83-yard TD run, which was the longest rushing TD ever by a Rebel freshman. It was also the longest run since Dexter McCluster's 86 scoring run against Oklahoma State in last year's Cotton Bowl. The game also marked Scott's first career 100-yard game and one of four 100-yard game by a Rebel this season. Scott's performance also earned him honorable mention National Running Back of the Weeks honors from the College Football Performance Awards. Earlier this season, Scott also blasted through the line early in the second quarter against Fresno State for a 55-yard TD, his first career touchdown. He has three runs of 45-plus yards this year.


AMAZING MASOLI

Senior quarterback **Jeremiah Masoli** continued his strong play against Auburn with 189 yards passing and one TD with 29 more yards on the ground. He is one of only nine players in the nation averaging at least 45 rushing yards (46.8) and 160 passing yards (160.1). He needs just 75 yards rushing to break Norris Weese's Ole Miss single-season record for rushing yards by a quarterback. He accounted for 425 total yards and three TD passes, including two in the fourth quarter, in leading a Rebel rally that fell short at Arkansas. The 425 yards of total offense was the second-highest mark in school history, trailing only Archie Manning's SEC record 540 yards against Alabama in 1969. He also posted his first 300-yard passing game as a Rebel with 327 yards and just missed his second 100-yard rushing game of the year with a team-high 98 yards. Against Kentucky, Masoli accounted for a career-high four touchdowns, including a career-best three passing TDs, which helped him earn SEC Offensive Player of the Week honors from SouthernPigskin.com. He also became the first Rebel QB to record at least 100 yards passing and 100 yards rushing in the same game since Archie Manning after he posted 190 yards passing and 104 yards rushing against Vanderbilt. Masoli is also the first Rebel QB to rush for 100 yards in a game since Tom Luke rushed for 136 yards and two touchdowns in the 1991 Egg Bowl. Masoli currently ranks seventh in the SEC in total offense (206.9 yard/game) and eighth in passing efficiency (123.2).

NUTT ERA YIELDING RECORD-SETTING ATTENDANCE

Ole Miss has produced record-setting attendance and season ticket sales under third-year head coach Houston Nutt. Just consider the following facts:

- The Rebels have sold 95,500 season tickets during Nutt's last two seasons, including approximately 44,500 in 2010.
- Ole Miss has played before a total of 1,095,068 home fans during the Nutt era for an average of 54,753 fans per game.
- The Rebels set a school record with 51,000 season tickets sold in 2009.
- The largest home crowd in school history of 62,657 was on hand for the 2009 Ole Miss-Alabama game.
- Four of the six largest crowds in school history have come during Nutt's tenure (Alabama 2009, LSU 2009, Tennessee 2009 and Auburn 2010).
- The average home attendance of 55,767 in 2009 was the second-highest mark in school history.
- Ole Miss has played before a home crowd of more than 60,000 four times under Houston Nutt.



SUMMERS CATCHES ON

Senior wide out **Markeith Summers** now has three receiving TDs in his last four games after catching four passes for 66 yards and a touchdown against Auburn. He turned in his second career 100-yard receiving game against the Razorbacks with three catches for 104 yards. He also tied a career-high with two touchdown catches. Summers also posted a career day against Tulane earlier this season. He recorded a career-best 165 yards receiving on five catches including a 70-yard TD strike. It was the seventh-highest single-game total in Ole Miss history and earned Summers Honorable Mention Wide Receiver of the Week from the College Football Performance Awards.

WALKER SHINES

Senior linebacker **Allen Walker** is having an outstanding final campaign. He is currently tied for third in the SEC in forced fumbles with three and is fifth on the team in tackles. Against Arkansas, Walker picked off his second career pass and forced a fumble. The Olive Branch, Miss., native also turned in a game to remember against Fresno State earlier this season. He tallied career-highs with 10 tackles (seven solo), 2.5 TFLs and 2.0 quarterback sacks. Walker also blocked his first career field goal and forced his first career fumble.

GRANDY NAMED SEC SPECIAL TEAMS PLAYER OF THE WEEK

Jesse Grandy was named the SEC Special Teams Player of the Week after he helped secure the Rebels' 42-35 victory over Kentucky with 112 return yards including a career-long 73-yard punt return. The return to the UK 7-yardline inside the final minute of the third quarter set up the Ole Miss' final touchdown of the game and marked his second straight week with a return of 50-plus yards. Grandy has helped Ole Miss rank second the SEC, and 11th nationally, in punt return average at 14.3 yards per return. He also received honorable mention national Punt Return Performer of the Week honors from the College Football Performance Awards, the second time this season Grandy has received the honor.

CORNELL KING OF TACKLES

Senior linebacker **Jonathan Cornell** set a career high with 12 tackles (seven solo) in Ole Miss' win over Fresno State. He also posted a career-high 3.0 QB sacks and 11 tackles in helping Ole Miss to a road win over Tulane. The 3.0 sacks marked the most for a Rebel since Greg Hardy recorded 3.0 against Mississippi State in 2008. Cornell leads Ole Miss and ranks 12th in the SEC in tackles (7.0 pg). He also ranks sixth in the league in TFLs (1.38 pg) and 14th in sacks (0.44 pg) and was named second team midseason All-SEC by Phil Steele.

LOCKETT TEARS LEFT ACL

Preseason All-SEC defensive end **Kentrell Lockett** will miss the remainder of the 2010 season with a left ACL injury suffered in the Fresno State game. Lockett's surgery was performed on Tuesday, Oct. 5 at University of Mississippi Medical Center in Jackson by Dr. William Geissler.

NO FLAG FOOTBALL

Ole Miss played a spotless game against Jacksonville State, with the Rebels playing the entire game without committing a penalty. It is believed to be the first time since 1944 Ole Miss has not been flagged for a penalty in a game.

CLOSE TO HOME

The Rebels will play all of their games this season either in Oxford or in a state that borders Mississippi. Ole Miss' four road games this season (Alabama, Arkansas, Tennessee and Tulane) are all played in states that neighbor the Magnolia State.

TEAM CAPTAINS

On August 29, **Houston Nutt** announced the team captains for the 2010 season. This year's permanent captains, which are all seniors, include: on offense, WR **Lionel Breaux**; and on defense, SS **Johnny Brown**, LB **Jonathan Cornell**, DE **Kentrell Lockett** and DT **Jerrell Powe**.

GRADUATING REBELS

Five student-athletes on the Ole Miss football team have already received their undergraduate degrees. DT **LaMark Armour** has earned his B.A. in criminal justice, while OL **Zach Brent** has his B.S. in pharmaceutical sciences. LB **Jonathan Cornell** has completed his B.S. in political science, FB **Derrick Davis** has his B.S. in social work and DE **Kentrell Lockett** has completed his B.A. in journalism.

REBS DEDICATE SEASON

Ole Miss will dedicate its 2010 season to former player Bennie Abram, who died during off-season workouts in February. The Rebels will wear a "BA" sticker on the back of their helmets to honor Abram's memory.

CHUCKY MULLINS COURAGE AWARD

In the spring, DE **Kentrell Lockett** was selected as the 2010 recipient of the Chucky Mullins Courage Award, which goes to a rising senior defensive player each year. The award, sponsored by Phi Beta Sigma fraternity, honors the late Chucky Mullins, who had his Ole Miss career come to an end during the 1989 Homecoming game against Vanderbilt when he was paralyzed after making a tackle. After returning to his studies at Ole Miss, Mullins passed away on May 6, 1991. Lockett, who wears No. 40, has the honor of wearing a "38" patch on his jersey during his senior campaign.

GAME-BY-GAME NOTES

Tennessee

General Notes

- Ole Miss is now 8-2 in November games under head coach Houston Nutt.

Offense

- Junior running back Brandon Bolden rushed for 113 yards on 12 carries, his fifth 100-yard rushing game of the season. He also scored two touchdowns giving him 11 on the year, which extends his career high this season and is tied for fifth-highest season-single total in Ole Miss history. Bolden now has 20 career rushing scores which is tied for fifth all-time in school history with Randy Baldwin.

Defense

- Junior Damien Jackson led the Rebels with five tackles (three solo). He also posted 1.0 TFL.
- Sophomore defensive end Jason Jones recorded a career-high 2.0 QB sacks, while fellow sophomore D.T. Shackelford added 1.0 QB sack and 1.5 TFLs.

Special Teams

- Sophomore Tyler Campbell punted seven times for a 48.4-yard average. He downed a career-high four punts inside the 20-yard line and also kicked three punts over 50 yards.

Louisiana-Lafayette

General Notes

- The Rebels are 67-14-2 all-time in Homecoming games and have won 13 of their last 14.
- Ole Miss is 8-1 in November games under head coach Houston Nutt.

Offense

- Junior running back Brandon Bolden rushed for 136 yards and Enrique Davis added 116 yards on the ground. It marked the first time the Rebels had two runners rush for 100 yards in a game since Deuce McAllister and Joe Gunn both topped the century mark against Georgia in 1999.
- Enrique Davis' 116 yards marked his first career 100-yard rushing game and was a career high.

2010 HONORS

SEC PLAYER OF THE WEEK

vs. Kentucky (10/2)

- Jesse Grandy (Special Teams)
- vs. Louisiana-Lafayette (11/6)**
- Boddy Massie (Offensive Line)

PHIL STEELE MIDSEASON ALL-SEC

- Jonathan Cornell (Second Team)
- Jerrell Powe (Second Team)
- Brandon Bolden (Third Team)

COLLEGE FOOTBALL PERFORMANCE AWARDS

PERFORMERS OF THE WEEK

vs. Jacksonville State (9/4)

- Andrew Ritter (KS hon. mention)
- at Tulane (9/11)**

Markeith Summers (WR hon. mention)

vs. Fresno State (9/25)

- Brandon Bolden (RB)
- Jesse Grandy (PR)

vs. Kentucky (10/2)

- Jeremiah Masoli (QB hon. mention)
- Jesse Grandy (PR hon. mention)

at Alabama (10/16)

- Andrew Ritter (KS hon. mention)
- at Arkansas (10/23)**

Jeremiah Masoli (QB hon. mention)

- Tyler Campbell (P hon. mention)
- vs. Auburn (10/30)**

Jeff Scott (RB hon. mention)

vs. Louisiana-Lafayette (11/6)

- Brandon Bolden (RB hon. mention)
- Bryson Rose (K)

at Tennessee (11/13)

Tyler Campbell (P hon. mention)

SOUTHERNPIGSKIN.COM SEC PLAYER OF THE WEEK

vs. Kentucky (10/2)

Jeremiah Masoli (Offensive)

- Brandon Bolden tied a career-high with two rushing touchdowns to bring his season total to nine scores, which is a career best. He also added four catches for a career-high 80 yards and a one TD. The three total TDs also marked a career best.

Defense

- Ole Miss shut out a team in the second half for the first time this season and allowed just 49 total yards in the second half.

• Freshman Mike Marry led the Rebels with a career-best 11 tackles in his first career start. He total eight solo stops and a team-high 3.0 TFLs.

• Freshman Charles Sawyer recorded his team-leading second interception of the season in the first quarter.

• Senior Jeremy McGee picked off his first pass of the season and the second of his career in the first quarter.

• Senior Jerrell Powe posted a season-high 2.0 TFLs and added three solo stops.

Special Teams

• Sophomore Bryson Rose kicked five field goals and connected on all four PATS to score 19 points, which is the second most point kicking in a game in school history. The five field goals is also tied for the second-most field goals made in school history.

• Sophomore Jesse Grandy recorded two punts for 41 yards and a 20.5-yard average.

Auburn

General Notes

• Ole Miss is now 0-7 all time against the nation's No. 1 ranked team.

Offense

• Freshman running back Jeff Scott's 83-yard touchdown run in the first quarter was Scott's second TD run of over 50 yards this season. It was also the Rebels' longest run of the season eclipsing Brandon Bolden's 71-yard run against Fresno State and the longest run since Dexter McCluster's 84-yard run against Oklahoma State in last year's Cotton Bowl.

• Scott finished the game with 9 carries for 134 yards to mark his first career 100-yard rushing game. He is the third different Rebel to post a 100-yard rushing game this season joining Brandon Bolden and Jeremiah Masoli.

• Senior wide receiver Markeith Summers caught his team-leading fifth touchdown of the season in the first quarter. It was Summers' third TD reception in his last two games.

• Junior Brandon Bolden tied a career-high with a pair of touchdown runs in the fourth quarter. It was Bolden's team-leading sixth and seventh rushing TDs of the season, which is also a career-high.

Defense

• The Rebel defense limited Auburn quarterback Cam Newton to just 45 yards rushing, far below his average of 134.6 yards per game.

• Sophomore defensive end Jason Jones recovered his second fumble of the season in the second quarter.

• Senior Fon Ingram posted a team-high eight solo stops. It marked the second time this season Ingram led the Rebels in tackles.

Special Teams

• Fon Ingram recovered the Rebels first on-side kick attempt of the season in the fourth quarter.

• Sophomore placekicker Bryson Rose connected on his only field goal attempt of the game from 32 yards out and was a perfect 3-for-3 on PATs. Rose is now 38-for-40 on kicks this season and leads the Rebels with 52 points scored.

• Sophomore Jesse Grandy posted a season-high 148 kick-off return yards, which is just two yards shy of his career high set against Auburn last year.

Arkansas

General Notes

• Before the Arkansas game, the last weather delay during an Ole Miss football game was against Wake Forest in 2006. The

first weather delay lasted 58 minutes while, the second totaled 31 minutes.

Offense

• Quarterback Jeremiah Masoli tied a career-high with three touchdown passes in the game. It was the fourth-straight game Masoli has thrown a touchdown pass and his third multi-TD passing game of the season. He also threw for a career-high 327 yards, his first career 300-yard passing game as a Rebel. Masoli also rushed for a team-high 98 yards for 425 yards of total offense, which is the second highest output in school history.

• Freshman Ja-Mes Logan caught a 15-yard touchdown pass from Masoli in the third quarter. It was Logan's first career touchdown. He finished with a career-high with five catches for a career-best 84 yards.

• Wide receiver Markeith Summers hauled two touchdown passes from Masoli in the fourth quarter of 22 and 43 yards, respectively. It was his third and fourth touchdown catches of the season, which leads the squad, and the second multi-TD game of the season. Summers also posted two touchdown catches against Tulane. He finished the game with three catches for a team-high 104 yards.

Defense

• Senior Allen Walker picked off a Ryan Mallet pass in the first quarter for the Rebels' second interception of the season. It was Walker's second career interception. Walker also forced a fumble in second quarter, which was recovered by D.T. Shackelford 19 yards.

• Senior Johnny Brown led the Rebels with season-best 11 tackles (six solo). It was Brown's second double-digit tackle game this season.

• Senior linebacker Jonathan Cornell added a team-high 1.5 TFLs and leads the squad with 9.5 TFLs on the season, which is a career-high.

Special Teams

• Sophomore Byron Rose connected on a 22-yard field goal attempt in the second quarter and was 3-for-3 on PATs. Rose is now 36-of-38 on kicks this season, including a perfect 28-for-28 on PATs.

Alabama

General Notes

• Ole Miss had only been flagged for 21 penalties on the season coming into the game, the fewest in the SEC. The Rebels were flagged a season-high 12 times against the Crimson Tide.

Offense

• Sophomore Melvin Harris caught a 15-yard touchdown pass in the third quarter. It was Harris' team-leading third touchdown reception on the year.

• Senior quarterback Jeremiah Masoli tossed a touchdown pass for the third-straight game.

Defense

• The Ole Miss defense held Alabama to just 100 yards rushing in the game. The Crimson Tide were averaging 197.5 yards rushing per game entering the contest.

• Senior defensive tackle Jerrell Powe posted a career-high 1.5 QB sacks in the game. Powe had matched his previous high of 1.0 sack four times in his career.

• Sophomore defensive end Gerald Rivers also tallied a career-high 1.5 QB sacks. Rivers had 1.0 sack on the season coming into the game.

• Junior cornerback Marcus Temple tied a career-high with seven tackles (five solo), which also tied for the team lead with Fon Ingram.

• Senior LaMark Armour set a career-high with six tackles (two solo) in his first career start. His previous career-high was three tackles against UAB last season

Special Teams

• Sophomore Bryson connected on a 22-yard field goal in the second quarter. Rose is now 7-of-9 in field goal attempts on the year and 34-of-34 on all kicks.

• Sophomore Tyler Campbell tied a career high with eight punts for a 47.9-yard average. He recorded five 50+ yard punts including a long of 58 yards and downed two punts inside the 20-yard line.

Kentucky

Offense

• Ole Miss has scored 186 points in the first five games of the season, which is the most points the Rebels have scored in the first five games of a season since scoring 205 points in 1935.

• The 42 points scored by Ole Miss in the game ties the most points ever scored by the Rebels against Kentucky.

• Fullback H.R. Greer scored his first career touchdown on a nine-yard pass from Jeremiah Masoli in the second quarter-back.

• Running back Brandon Bolden scored two touchdowns (one rushing, one receiving) and has five total touchdowns in the last two games. He finished the game with 108 yards rushing for his third 100-yard rushing game of the season and the fifth of his career.

• Jeremiah Masoli scored career-high four touchdowns against the Wildcats. He threw for a career-best three scores and also added a rushing touchdown.

• This was the first game this season the Rebels did not commit a turnover.

Defense

• The Rebels opened the game in a nickel with five defensive backs. Linebacker D.T. Shackelford also started at defensive end, his first career start.

• Ole Miss forced three turnovers in the game and scored touchdowns after all three turnovers.

• Sophomore D.T. Shackelford forced a fumble deep in Kentucky territory to set up the Rebels' first touchdown in the first quarter. It was Shackelford's first career forced fumble.

• Freshman cornerback Charles Sawyer picked off his first career pass in the second quarter and returned it 36 yards to the Kentucky nine-yard line. It was also the first interception of the season for the Rebels. Sawyer's pick set up the Rebels' second touchdown of the day in the second quarter.

• Junior Damien Jackson forced his first career fumble on the next series after Sawyer's interception. Jackson recovered the fumble and the Rebels' scored on the ensuing drive.

• Senior Fon Ingram lead the team with a career-high 11 tackles (seven solo).

• Sophomore Joel Kight finished with a career-high nine solo

2010 PRESEASON HONORS

JOHNNY BROWN - SAFETY

- Second Team All-SEC (Birmingham News)
- Third Team All-SEC (Phil Steele)

JONATHAN CORNELL - LINEBACKER

- Second Team All-SEC (Birmingham News)

JESSE GRANDY- WIDE RECEIVER/KICK RETURNER

- Fourth Team All-SEC (Phil Steele)

KENTRELL LOCKETT - DEFENSIVE LINEMAN

- Hendricks Award Watch List
- First Team All-SEC (Athlon, Lindy's)
- Second Team All-SEC (Birmingham News, Phil Steele, SEC Media Days)

BOBBY MASSIE - OFFENSIVE LINEMAN

- Second Team All-SEC (Lindy's)

JERRELL POWE - DEFENSIVE LINEMAN

- Outland Trophy Watch List
- Nagurski Trophy Watch List
- Rotary Lombardi Award Watch List
- Second Team All-American (The Kickoff)
- Third Team All-American (CBS Sportsline, Phil Steele)
- Honorable Mention All-American (Consensus Draft Services, NationalChamps.net)
- First Team All-SEC (Birmingham News, Phil Steele, Sporting News, Blue Ribbon, SEC Coaches, SEC Media Days)
- Second Team All-SEC (Athlon, Lindy's)

BRADLEY SOWELL- OFFENSIVE LINEMAN

- Fourth Team All-SEC (Phil Steele)

ALLEN WALKER - LINEBACKER

- Fourth Team All-SEC (Phil Steele)

tackles.

Special Teams

- Sophomore Bryson Rose converted on all six PATs and is now a perfect 24-for-24 on the year.
- Sophomore Tyler Campbell punted a career-high eight times for a 43.2-yard average and a long of 58 yards. The 58-yard boot was Campbell's second-longest punt of the season.
- Sophomore Jesse Grandy had a career long 73-yard punt return. Grandy finished the game with two punt returns for 73 yards. He also added two kickoff returns for 23 yards and rushed four times for 24 yards.

Fresno State

Offense

- Ole Miss used its fourth-different starting offensive line of the season.
- Ole Miss recorded four offensive plays of 50 yards or longer in the game. The Rebels had two such plays on the season coming into the game.
- The Rebels racked up 425 yards rushing which is the most since rushing for 433 yards against Tennessee in 1977. It is the eighth-highest mark in school history.
- Ole Miss' 55 points scored is tied for the 12th-most in school history and the most since the Rebels scored 59 points against Louisiana-Monroe in 2008.
- Quarterback Jeremiah Masoli's 56-yard run in the first quarter doubled his previous long of 28 yards earlier this season.
- Brandon Bolden's 71-yard touchdown run to open the second half is the longest of his career. His previous long was 45 yards against Northern Arizona last season. Bolden's next carry went for 60 yards and is the second longest of his career. He finished the game with 228 yards on 19 carries for a 12.0-yard average. The 228 yards is a career high and the sixth-high total in school history.
- Jeff Scott's 55-yard touchdown run was the longest TD run by a Rebel freshman since Mico McSwain's 60-yard scoring run against Wyoming in 2005.
- The Rebels have now scored on their first possession in three-of-four games this season.

Defense

- Allen Walker forced his first career fumble in the second quarter against the Bulldogs. Charles Sawyer recovered the fumble, which was fumbled again and returned 29 yards by Marcus Temple.
- Walker finished the game with a career-high 10 tackles and 2.0 quarterback sacks. He also tied a career-best with 2.5 TFLs.
- Senior Jonathan Cornell set a career-high with a team-best 12 total tackles.
- The Ole Miss defense allowed 30 rushing yards to Fresno State, which is the fewest allowed since the Rebels held Mississippi State to minus 64 yards rushing in 2008.

Special Teams

- Allen Walker blocked Fresno State's 47-yard field goal attempt in the second quarter. It was the Rebels' first field goal block of the season and first since Kendrick Lewis recorded a block against Tennessee last year.
- Bryson Rose converted 2-of-3 field goal attempts, connecting on from 20 and 40 yards, and nailed all six PATs for a career-high tying 12 points. Rose is now 6-of-8 on field goals attempts and 17-for-17 on PATs on the season.
- Jesse Grandy's 51-yard punt return for a touchdown in the third quarter was the first of his career on only his second-career punt return. It was the first punt return for a score since Marshay Green's 77-yard return against Samford in 2008 and Grandy's third career special teams TD.

Vanderbilt

General Notes

- Ole Miss has started 0-2 at home for the first time since 2007.

- The Rebels have now lost seven-straight SEC openers and are 30-44-3 all-time in conference openers including a 16-17 record in Oxford.

Offense

- Quarterback Jeremiah Masoli finished the game with 190 yards passing and 104 yards rushing. He is the first QB to record at least 100 yards passing and 100 yards rushing in the same game since Archie Manning posted 206 passing yards and 109 rushing yards against Mississippi State in 1969. Masoli is also the first Rebel QB to rush for 100 yards in a game since Tom Luke rushed for 136 yards and two touchdowns in the 1991 Egg Bowl.
- Freshman wide receiver Korvic Neat scored his first career touchdown on a four-yard run at the end of the first half.
- The Rebels had 11 different receivers catch a pass during the game.

Defense

- Linebacker Jonathan Cornell recorded 1.5 quarterback sacks and extended his team-leading total to 4.5 on the season.

Special Teams

- Sophomore Tyler Campbell punted a career-high seven times for 312 yards and a 44.6-yard average. He had two punts longer than 50 yards, including a season long 65-yarder, and downed one punt inside the 20-yard line.

Tulane

General Notes

- Ole Miss is now 48-12 versus non-conference opponents dating back to a 38-0 win over Tulane on Nov. 12, 1994. The Rebels are also 17-6 in their last 23 road or neutral site non-conference games dating back to that game against the Green Wave.
- This was head coach Houston Nutt's first career game and first career game against Tulane.

Offense

- Jeremiah Masoli scored his first touchdown as a Rebel on a one-yard quarterback sneak on fourth down in the first quarter that gave Ole Miss a 7-0.
- Masoli's first touchdown pass came on a 70-yard strike to Markeith Summers with 1:19 to go in the first half. It was the longest touchdown pass for a Rebel since Levan Snead's 72-yard pass to Mike Wallace against Mississippi State in 2008.
- Senior wide receiver Markeith Summers recorded his first career 100-yard game after turning in five catches for 165 yards including the 70-strike from Masoli. Summers' 165 yards receiving is the seventh highest single-game total in Ole Miss history and the most since Shay Hodge recorded 169 yards receiving against Northern Arizona in 2009.

Defense

- Senior defensive end Kentrell Lockett posted his first quarterback sack of the season and the ninth of his career, which is the most among active players.
- Sophomore defensive end Jason Jones recovered a fumble on the Ole Miss 10-yard line in the third quarter to end a Tulane drive. It was the first fumble recovery of Jones' career.
- Freshman cornerback Charles Sawyer posted a team-high and career-best ten tackles including seven solo.
- Senior linebacker Jonathan Cornell posted a career-high 3.0 QB sacks, which is the most sacks since Greg Hardy posted 3.0 sacks against Mississippi State in 2008.

Special Teams

- Sophomore Bryson Rose connected on a career long 41-yard field goal with 2:24 remaining in the second quarter. He also connected on a 29-yard attempt in the fourth quarter and was 3-for-3 on PAT attempts.
- Sophomore punter Tyler Campbell finished the game with four punts for a 46.0-yard average including a 60-yard punt, his longest boot of the season.

Jacksonville State

General Notes

- This game marked the kickoff of the 116th season of football at Ole Miss and the third under head coach Houston Nutt. The Rebels boast an all-time record of 615-469-35.
- Ole Miss is now 85-25-5 in season openers and 58-5-3 in season openers at home. They have won 13 of the last 14 season openers.
- This is Ole Miss' first loss to an FCS opponent since the NCAA went to the current format.
- The Rebels are now 6-6 all-time in overtime games. This was the first overtime game since a 2006 loss (20-23) at LSU.
- Houston Nutt is now 8-3 in overtime games in his career, 0-1 at Ole Miss.

Offense

- Brandon Bolden registered his third career 100-yard rushing game, with 104 yards on 17 carries and one touchdown.
- Sophomore Melvin Harris recorded his first career touchdown, a 41-yard pass from Nathan Stanley on the third play of the game.
- Nathan Stanley's 41-yard TD pass to Melvin Harris is the longest play of his career.
- Nathan Stanley finished 6-of-10 for 133 yards and 3 TDs.
- Sophomore Jesse Grandy nabbed his first career receiving touchdown, a 31-yard pass from Nathan Stanley.
- Jeremiah Masoli made his debut for the Rebels at the 2:13 mark of the first quarter.
- Masoli's first pass as a Rebel was a 10-yard strike to tight end Ferbia Allen. He finished 7-of-10 for 109 yards.

Defense

- Junior college transfer Damien Jackson led the Rebels with 11 tackles.
- Johnny Brown had 10 tackles, marking the first time since the 2009 Mississippi State game for two Rebels to post double-digit tackles.
- Sophomore D.T. Shackelford registered his first career sack, sacking JSU QB Marques Ivory for loss of nine yards.

Special Teams

- Sophomore Bryson Rose connected on his first career field goal, from 24-yards away in the 2nd quarter. He added a 35-yarder with 2:55 to go in the 4th quarter. He was also 6-for-6 on PAT attempts.
- Freshman Jeff Scott had two kickoff returns for a total of 68 yards with a long of 40.

2009 NOTEBOOK (9-4, 4-4 SEC):

- With a 9-4 record, Ole Miss matched its record from 2008.
- With 18 wins in the last two seasons, Ole Miss has back-to-back nine-win seasons for the first time since 1961-62.
- The Rebels also won back-to-back January bowl games for the first time since 1960-61.
- With a final ranking of No. 20 in the Associated Press poll last year, the Rebels are one of only 14 teams in the nation to finish in the top-20 in the final AP poll the last two seasons.
- Ole Miss has played the last three national champions in Alabama (2009), Florida (2008) and LSU (2007) ... In 2008, the Rebels defeated both the reigning national champion Tigers and the eventual national champion Gators.
- Ole Miss turned in a 2-1 record against top-25 teams, defeating No. 8 LSU in Oxford and No. 18 Oklahoma State in the Cotton Bowl.
- The Rebels' 21-7 Cotton Bowl win over Oklahoma State marked Ole Miss' 21st bowl victory, which ranks 11th all-time in college football.

NUTT BREAKDOWN

PERSONAL INFORMATION

BORN: Oct. 14, 1957
FAMILY: Wife Diana (Thomas); twin daughters Hailey and Hanna (9/26/88); daughter Haven (3/19/91); son Houston III (3/11/87)
EDUCATION:
 Central HS (Little Rock, Ark.) (1976)
 Oklahoma State – B.A. in physical education (1981)
CAREER COACHING RECORD: 133-84 (.613)

PLAYING EXPERIENCE

1976-77 Arkansas (quarterback)
1979-80 Oklahoma State (quarterback)

COACHING EXPERIENCE

1981 Oklahoma State (GA coach – secondary)
1982 Oklahoma State (GA coach – running backs)
1983 Arkansas (GA coach – running backs)
May-August 1984
 Arkansas State (assistant coach – QBs)
1984-89 Oklahoma State (assistant coach – WRs)
1990-92 Arkansas (assistant coach – WRs)
1993-96 Murray State (head coach)
1997 Boise State (head coach)
1998-07 Arkansas (head coach)
2008-10 Ole Miss (head coach)

YEAR-BY-YEAR COACHING

Year	School	W	L	Pct.
1993	Murray State	4	7	.364
1994	Murray State	5	6	.455
1995	Murray State	11	1	.917
1996	Murray State	11	2	.846
1997	Boise State	5	6	.455
1998	Arkansas	9	3	.750
1999	Arkansas	8	4	.667
2000	Arkansas	6	6	.500
2001	Arkansas	7	5	.583
2002	Arkansas	9	5	.643
2003	Arkansas	9	4	.692
2004	Arkansas	5	6	.455
2005	Arkansas	4	7	.364
2006	Arkansas	10	4	.714
2007	Arkansas	8	4	.667
2008	Ole Miss	9	4	.692
2009	Ole Miss	9	4	.692
2010	Ole Miss	4	6	.400
Totals (18 seasons)		133	84	.613
Murray State (4 seasons)		31	16	.660
Boise State (1 season)		5	6	.455
Arkansas (10 seasons)		75	48	.610
Ole Miss (3 seasons)		22	14	.611

HEAD COACH HOUSTON NUTT

BOWL BERTHS (10)

Ole Miss: 2009 Cotton Bowl, 2010 Cotton Bowl.
 Arkansas: 1999 Citrus Bowl, 2000 Cotton Bowl, 2000 Las Vegas Bowl, 2002 Cotton Bowl, 2002 Music City Bowl, 2003 Independence Bowl, 2007 Capital One Bowl, 2008 Cotton Bowl.

HONORS

Ole Miss: 2008 SEC Coach of the Year (SEC Coaches, The Touchdown Club of Atlanta), 2008 AFCA Region 2 Coach of the Year, 2009 FCA Coach of the Year.
 Arkansas: 2006 SEC Coach of the Year (Associated Press, SEC Coaches), 2006 AFCA Region 2 Coach of the Year, 2001 SEC Coach of the Year (Associated Press, SEC Coaches), The Football News 1998 Division I-A Coach of the Year, 1998 AFCA Division I-A Region 2 Coach of the Year.
 Murray State: 1996 AFCA Division I-AA Region 3 Coach of the Year, 1995 AFCA Division I-AA Region 3 Coach of the Year, 1995 Eddie Robinson Division I-AA National Coach of the Year.

ACCOMPLISHMENTS

- Ranks 14th all-time in SEC wins and third among current coaches ... Ranks 18th all-time in the league in overall coaching victories and second among active coaches.
- Ranks 17th in coaching victories among active NCAA FBS coaches.
- His first two years at Ole Miss have produced consecutive nine-win seasons for the first time since 1961-62 and back-to-back January bowl victories for the first time since 1960-61 ... This following a four-year bowl drought for the Rebels.
- Directed his teams to 10 bowl berths in the past 12 seasons, most of any SEC West coach during this span. Nutt's squads recorded eight or more wins in eight of those 12 campaigns and nine or more victories in six of those seasons.
- Recorded 21 victories over ranked opponents ... Ole Miss is 5-3 against ranked teams and 3-2 vs. top-10 teams under Nutt.
- The 2008 victory over No. 4 Florida was his fifth career win over a top-five opponent as a head coach. Nutt is 5-10 all-time against top-five teams, including a 50-48 triple OT victory at No. 1 LSU in 2007. In all five wins, Nutt's team entered the game unranked, and four of the wins came on the road.
- Mentored 20 All-America selections, 85 All-SEC selections, 175 SEC Academic Honor Roll and 33 NFL Draft selections.
- Guided the Razorbacks to SEC Western Division titles in 1998, 2002 and 2006, with Championship Game appearances in the last two.
- Led the SEC's top-ranked team in scoring offense from 2002-04. The Hogs averaged 29.8 points per game during that stretch. They were also the top-scoring team in the Western Division during Nutt's tenure. The Razorbacks averaged 28.89 points per game (3,553 points) since 1998 and scored 20 points or more 92 times in Nutt's 123 games. The Hogs averaged a school-record 39.8 points per game in 2007.
- Fielded the top rushing offense in the SEC over his 10 years in Fayetteville. UA rushed for 200.1 yards per game in that time.
- His Razorbacks led the SEC in rushing in 2002, 2003, 2005, 2006 and 2007. The 2002 Hogs averaged 218.9 yards rushing per game, while the 2003 squad cranked out 241.9 yards per game. Arkansas finished second in the league in rushing in 2004, pounding out 187.4 yards per game. The 2005 Razorbacks averaged 216.9 yards per game, while the 2006 squad rushed for 228.5 yards per game, which also ranked fourth nationally. Arkansas was No. 4 in the nation in 2007 at 296.8 yards per game.



COACHING STAFF



Kim Dameron
Safeties



Ron Dickerson, Jr.
Wide Receivers



Mike Markuson
Co-Offensive Coordinator/
Offensive Line



Derrick Nix
Running Backs



Tyrone Nix
Defensive Coordinator/
Linebackers



Terry Price
Defensive Line




Dave Rader
Co-Offensive Coordinator/
Quarterbacks



James Shibest
Special Teams
Coordinator/Tight Ends



Chris Vaughn
Recruiting Coordinator/
Cornerbacks



Lanier Goethie
Defensive Graduate
Assistant Coach



Clark Irwin
Offensive Graduate
Assistant Coach

DEPTH CHART

OFFENSE

SE	5	Melvin Harris (6-7, 205, So-1L)
	21	Lionel Breaux (6-0, 198, Sr-3L)
	85	Ja-Mes Logan (6-2, 195, Fr-RS)
LT	78	Bradley Sowell (6-7, 315, Jr-2L)
	70	Emmanuel McCray (6-4, 300, Fr-RS)
LG	73	Alex Washington (6-4, 335, Jr-2L)
	77	Patrick Junen (6-8, 300, Fr-HS)
C	76	A.J. Hawkins (6-4, 305, So-1L)
	56	Evan Swindall (6-3, 295, Fr-HS)
RG	74	Jared Duke (6-6, 325, Fr-HS)
	60	Josh Tatum (6-5, 315, So-SQ)
RT	79	Bobby Massie (6-6, 310, So-1L)
	73	Alex Washington (6-4, 335, Jr-2L)
TE	83	Ferbia Allen (6-4, 245, So-1L)
	32	Reggie Hicks (6-2, 240, Sr-3L)
FL	16	Markeith Summers (6-3, 205, Sr-3L)
	10	Jesse Grandy (5-10, 165, So-1L)
QB	8	Jeremiah Masoli (5-11, 220, Sr-TR)
	12	Nathan Stanley (6-5, 215, So-1L)
RB	34	Brandon Bolden (5-11, 215, Jr-2L)
	27	Enrique Davis (6-0, 220, Jr-2L)
	3	Jeff Scott (5-8, 170, Fr-HS)
FB	45	H.R. Greer (5-11, 225, So-1L) OR
	33	E.J. Epperson (6-2, 250, So-1L)

DEFENSE

E	55	Cameron Whigham (6-2, 255, Fr-HS)
	7	Wayne Dorsey (6-6, 265, Jr-JC)
N	57	Jerrell Powe (6-2, 320, Sr-2L)
	93	Justin Smith (6-3, 290, Jr-1L)
DT	99	Ted Laurent (6-1, 303, Sr-3L)
	94	LaMark Armour (6-2½, 280, Sr-3L)
E	53	Jason Jones (6-2, 250, So-SQ) OR
	90	Gerald Rivers (6-5, 245, So-1L)
WLB	42	D.T. Shackelford (6-1, 235, So-1L)
	31	Rudy Wilson (6-0, 210, So-1L)
MLB	51	Jonathan Cornell (6-1, 235, Sr-3L)
	52	Mike Marry (6-2, 237, Fr-HS)
SLB	9	Allen Walker (6-1, 230, Sr-3L)
	15	Joel Kight (5-9, 225, So-1L)
LCB	4	Marcus Temple (5-10, 188, Jr-2L)
	3	Charles Sawyer (5-11, 175, Fr-RS)
SS	20	Johnny Brown (6-0, 212, Sr-3L)
	13	Brishen Mathews (6-1, 190, Fr-HS)
FS	1	Damien Jackson (6-2, 205, Jr-JC)
	35	Fon Ingram (6-0, 205, Sr-3L)
RCB	6	Jeremy McGee (5-10, 185, Sr-2L)
	5	Frank Crawford (6-0, 185, Fr-RS)

SPECIALISTS

PK	81	Bryson Rose (6-0, 193, So-Sq)
	96	Andrew Ritter (6-3, 205, So-1L)
P	97	Tyler Campbell (6-2, 210, So-1L)
	96	Andrew Ritter (6-3, 205, So-1L)
KO	96	Andrew Ritter (6-3, 205, So-1L)
	46	David Hankins (6-3, 222, Jr-1L)
HOLD	84	Richie Contartesi (5-8, 163, Sr-1L)
	94	Chris Conley (5-8½, 186, Fr-RS)
SNAP	69	Wesley Phillips (6-0, 220, Sr-Sq)
	59	Wil Denny (6-0, 245, Fr-HS)
	64	Jacob Hickman (5-11, 220, Fr-RS)
KORet	10	Jesse Grandy (5-10, 165, So-1L) OR
	3	Jeff Scott (5-8, 170, Fr-HS)
	26	Derrick Herman (5-10, 190, Jr-2L)
PRet	10	Jesse Grandy (5-10, 165, So-1L)
	16	Markeith Summers (6-3, 205, Sr-3L)

ALPHABETICAL			NUMERICAL						
No.	Name	Pos.	No.	Name	Pos.	Ht.	Wt.	Yr.-Exp.	Hometown (Previous School)
83	Ferbia Allen	TE	1	Damien Jackson	S	6-2	205	Jr.-JC	Pineville, La. (Pineville; Mississippi Gulf Coast C.C.)
94	LaMark Armour	DT	1	Randall Mackey	QB	6-0	190	Jr.-JC	Bastrop, La. (Bastrop; East Mississippi C.C.)
95	Bryon Bennett	DL	2	Delvin Jones	DL	6-3	250	Fr.-HS	Miami, Fla. (Palmetto)
48	Justin Bigham	FB	2	Rodney Scott	RB	5-8	200	So.-1L	Cross City, Fla. (Dixie County)
34	Brandon Bolden	RB	3	Charles Sawyer	CB	5-11	175	Fr.-RS	Miami, Fla. (Coral Reef)
21	Lionel Breaux	WR	3	Jeff Scott	RB	5-8	170	Fr.-HS	Miami, Fla. (Archbishop Carroll)
61	Zack Brent	OG	4	Nicholas Parker	RB	6-2	210	Fr.-HS	Batesville, Miss. (South Panola)
20	Johnny Brown	S	4	Marcus Temple	CB	5-10	188	Jr.-2L	Manquin, Va. (King William; Hargrave)
62	Michael Brown	OG	5	Frank Crawford	S	6-0	185	Fr.-RS	Miami, Fla. (Gulliver Prep)
57	Terrell Brown	OT	5	Melvin Harris	WR	6-7	205	So.-1L	Buford, Ga. (Buford)
97	Tyler Campbell	P	6	Jeremy McGee	CB	5-10	185	Sr.-2L	New Orleans, La. (Edna Karr; UCLA)
71	Logan Clair	OT	7	Parks Frazier	QB	6-2	230	Fr.-HS	Corinth, Miss. (Corinth)
33	Cliff Coleman	DB	7	Wayne Dorsey	DE	6-6	265	Jr.-JC	Baltimore, Md. (Southwestern; Milford Prep; Miss. Gulf Coast C.C.)
94	Chris Conley	P	8	Terrell Grant	WR	6-2	209	Fr.-RS	Cleveland, Miss. (Cleveland)
84	Richie Contartesi	WR	8	Jeremiah Masoli	QB	5-11	220	Sr.-TR	San Francisco, Calif. (St. Louis; City College of San Francisco; Oregon)
51	Jonathan Cornell	LB	9	Robert Ratliff	QB	6-1	200	So.-TR	Fort Worth, Texas (Nolan; Sewanee)
5	Frank Crawford	S	9	Allen Walker	LB	6-1	230	Sr.-3L	Olive Branch, Miss. (Olive Branch)
30	Derrick Davis	FB	10	Jesse Grandy	WR	5-10	165	So.-1L	Pine Bluff, Ark. (Dollarway)
27	Enrique Davis	RB	11	Clarence Jackson	LB	6-2	220	Fr.-HS	Atlanta, Ga. (North Clayton)
59	Will Denny	OL/LS	11	Vincent Sanders	WR	6-3	180	Fr.-HS	Macon, Miss. (Noxubee County)
7	Wayne Dorsey	DE	12	Nathan Stanley	QB	6-5	215	So.-1L	Tahlequah, Okla. (Sequoyah)
74	Jared Duke	OL	13	Witt Haggard	QB	6-2	180	Fr.-HS	Meridian, Miss. (Lamar Academy)
44	Martez Eastland	RB	13	Brishen Mathews	S	6-1	190	Fr.-HS	Monticello, Ark. (Monticello)
56	Nick Eley	LB	13	Alex Williams	WR	6-4	225	Fr.-RS	Tallahassee, Fla. (Florida A&M High)
33	E.J. Epperson	FB	14	Brandon Sanders	LB	6-0	208	So.-1L	Suwanee, Ga. (Peachtree Ridge)
7	Parks Frazier	QB	15	Joel Kight	LB	5-9	225	So.-1L	Lithonia, Ga. (Martin Luther King)
58	Corey Gaines	DT	16	Markeith Summers	WR	6-3	205	Sr.-3L	Olive Branch, Miss. (Olive Branch)
67	Chris Gill	C	17	Jarius Williams	S	6-0	190	Jr.-JC	Parrish, Ala. (Parrish; Independence C.C.)
46	Tyriek Gracia	LB	19	Evan Ingram	QB	6-2	230	Fr.-HS	Gray, La. (John Curtis Christian)
10	Jesse Grandy	WR	20	Johnny Brown	S	6-0	212	Sr.-3L	Charleston, Miss. (Charleston)
8	Terrell Grant	WR	20	Brian Morris	WR	6-1	200	So.-TR	Tulsa, Okla. (Union;Oklahoma State)
45	H.R. Greer	FB	21	Lionel Breaux	WR	6-0	198	Sr.-3L	New Orleans, La. (McDonogh 35)
24	Tony Grimes	DB	21	Dele Junaid	S	6-1	195	Fr.-RS	Houston, Texas (Hightower)
72	Terrence Hackney	OL	22	Kyle Horine	CB	5-10	190	So.-SQ	Kingwood, Texas (Kingwood)
13	Witt Haggard	QB	23	George Helow	S	5-9	175	Sr.-2L	Jacksonville, Fla. (Bishop Kenny; Hargrave)
75	Matt Hall	OT	23	Houston Keyes	RB	5-8	170	Fr.-HS	Ridgeland, Miss. (Jackson Academy)
46	David Hankins	K	24	Tony Grimes	DB	5-11	165	Fr.-HS	Hollywood, Fla. (Hollywood Hills)
35	Earnest Harmon	FB	25	De'Shawn Hawkins	CB	5-8	173	Fr.-HS	Dunwoody, Ga. (Dunwoody)
5	Melvin Harris	WR	26	Derrick Herman	WR	5-10	190	Jr.-2L	Cleveland, Miss. (Cleveland)
76	A.J. Hawkins	OG	27	Enrique Davis	RB	6-0	220	Jr.-2L	Lynn Haven, Fla. (A. Crawford Mosley; Hargrave)
25	De'Shawn Hawkins	CB	27	Sam Noblin	S	6-2	205	Fr.-HS	Ocean Springs, Miss. (Ocean Springs)
37	Lekenwic Haynes	DE	28	Korvic Neat	WR	5-8	165	Fr.-RS	Hallandale, Fla. (Hallandale)
23	George Helow	S	28	Julian Whitehead	CB	5-9	190	So.-1L	Lilburn, Ga. (Parkview; Hargrave)
26	Derrick Herman	WR	29	Devin Thomas	RB	5-10	205	So.-1L	San Antonio, Texas (Madison)
64	Jacob Hickman	LS	30	Derrick Davis	FB	6-0	242	Sr.-3L	Meridian, Miss. (Meridian)
32	Reggie Hicks	TE	31	Rudy Wilson	LB	6-0	210	So.-1L	Port Orange, Fla. (Mainland; Hargrave)
83	Jordan Holder	WR	32	Reggie Hicks	TE	6-2	240	Sr.-3L	Madison, Miss. (Madison Central)
22	Kyle Horine	CB	33	Cliff Coleman	DB	5-10	170	Fr.-HS	Lauderdale Lakes, Fla. (Boyd H. Anderson)
65	Chase Hughes	C	33	E.J. Epperson	FB	6-2	250	So.-1L	Humboldt, Tenn. (Humboldt)
19	Evan Ingram	QB	34	Brandon Bolden	RB	5-11	215	Jr.-2L	Baton Rouge, La. (Scotlandville Magnet)
35	Fon Ingram	S	35	Earnest Harmon	FB	5-10	210	Fr.-HS	Macon, Miss. (Noxubee County)
11	Clarence Jackson	LB	35	Fon Ingram	S	6-0	205	Sr.-3L	Atlanta, Ga. (McNair)
1	Damien Jackson	S	37	Lekenwic Haynes	DE	6-3	225	So.-1L	Rosenberg, Texas (B.F. Terry)
2	Delvin Jones	DL	37	Matt Tarpley	WR	5-10	170	Fr.-RS	Minneapolis, Minn. (Wayzata)
53	Jason Jones	DE	40	Kentrell Lockett	DE	6-5	260	Sr.-3L	Hahnville, La. (Hahnville)
85	Layton Jones	TE	42	D.T. Shackelford	LB	6-1	235	So.-1L	Decatur, Ala. (Austin)
21	Dele Junaid	S	44	Martez Eastland	RB	6-0	235	Fr.-HS	Ringgold, Ga. (Ringgold)
77	Patrick Junen	OL	44	Ralph Williams	LB	6-1	220	Fr.-HS	Miami, Fla. (Southridge)
49	Brandon Keel	FB	45	H.R. Greer	FB	5-11	225	So.-1L	Olive Branch, Miss. (Southern Baptist Education Center)
23	Houston Keyes	RB	45	Josh Lancaster	LB	5-8	215	So.-SQ	Mobile, Ala. (St. Pauls Episcopal)

ALPHABETICAL			NUMERICAL						
No.	Name	Pos.	No.	Name	Pos.	Ht.	Wt.	Yr.-Exp.	Hometown (Previous School)
15	Joel Kight	LB	46	Tyriek Gracia	LB	6-2	205	Fr.-HS	Hialeah, Fla. (American)
45	Josh Lancaster	LB	46	David Hankins	K	6-3	222	Jr.-1L	Shreveport, La. (C.E. Bryd)
99	Ted Laurent	DT	47	Tim Simon	RB	6-1	213	So.-SQ	Cordova, Ala. (Cordova)
40	Kentrell Lockett	DE	48	Justin Bigham	FB	6-1	234	Fr.-RS	Southaven, Miss. (DeWitt)
85	Ja-Mes Logan	WR	49	Brandon Keel	FB	6-1	205	Fr.-HS	Gulfport, Miss. (Harrison Central)
1	Randall Mackey	QB	49	Will Martin	LB	6-2	223	Fr.-TR	Madison, Miss. (Madison Central; Southern Miss)
52	Mike Marry	LB	51	Jonathan Cornell	LB	6-1	235	Sr.-3L	Azusa, Calif. (Bishop Amat)
92	Carlton Martin	DL	52	Mike Marry	LB	6-2	237	Fr.-HS	Clearwater, Fla. (Largo)
49	Will Martin	LB	53	Jason Jones	DE	6-2	250	So.-SQ	Albany, Ga. (Westover)
8	Jeremiah Masoli	QB	54	Walker Sturgeon	DE	6-2	250	Fr.-HS	Horn Lake, Miss. (DeSoto Central)
89	Z. Mason	TE	54	Carlos Thompson	DL	6-5	220	Fr.-HS	Hollandale, Miss. (Simmons)
79	Bobby Massie	OT	55	Cameron Whigham	DE	6-2	255	Fr.-HS	Snellville, Ga. (Shiloh)
13	Brishen Mathews	S	56	Nick Eley	LB	6-0	240	Fr.-RS	Olive Branch, Miss. (DeSoto Central)
68	Tyler McCain	OL	56	Evan Swindall	C	6-3	295	Fr.-HS	LaFayette, Ga. (LaFayette)
70	Emmanuel McCray	OT	57	Terrell Brown	OT	6-11	390	So.-JC	Drew, Miss. (Drew; Mississippi Delta C.C.)
6	Jeremy McGee	CB	57	Jerrell Powe	DT	6-2	320	Sr.-2L	Waynesboro, Miss. (Wayne County; Hargrave)
88	Jared Mitchell	WR	58	Corey Gaines	DT	6-1	305	Fr.-RS	Tallahassee, Fla. (Godby)
20	Brian Morris	WR	59	Will Denny	OL/LS	6-0	245	Fr.-HS	Jackson, Miss. (Jackson Academy)
82	Vincent Moss	WR	60	Josh Tatum	OG	6-5	315	So.-SQ	Marbury, Ala. (Marbury)
28	Korvic Neat	WR	61	Zack Brent	OG	6-0	269	Jr.-1L	Oxford, Miss. (Lafayette)
27	Sam Noblin	S	62	Michael Brown	OG	6-5	305	Fr.-RS	Lexington, Texas (Lexington)
84	Jack Nuismer	TE	64	Jacob Hickman	LS	5-11	220	Fr.-RS	Carriere, Miss. (Picayune)
4	Nicholas Parker	RB	65	Chase Hughes	C	6-3	290	Fr.-HS	Springville, Ala. (Springville)
87	John Pelozza	TE	66	Chad Phillips	LS	6-2	240	Fr.-RS	Madison, Miss. (Madison Central)
66	Chad Phillips	LS	67	Chris Gill	OL	6-5	282	Fr.-RS	Appleton, Wis. (Xavier)
69	Wesley Phillips	LS	68	Tyler McCain	OL	6-1	265	JR-JC	Eupora, Miss. (Eupora; NW Mississippi CC)
57	Jerrell Powe	DT	69	Wesley Phillips	LS	6-0	220	Sr.-SQ	Madison, Miss. (Madison Central)
9	Robert Ratliff	QB	70	Emmanuel McCray	OT	6-4	300	Fr.-RS	Jackson, Miss. (Forest Hill)
96	Andrew Ritter	K/P	71	Logan Clair	OT	6-5	315	Jr.-RS	Mustang, Okla. (Mustang; Northeastern Oklahoma)
90	Gerald Rivers	DE	72	Terrence Hackney	OL	6-4	320	Fr.-HS	Chapel Hill, N.C. (Northwood; Hargrave)
81	Bryson Rose	K	73	Alex Washington	OG	6-4	335	Jr.-2L	Monroe, La. (Carroll)
80	Nick Sabert	WR	74	Jared Duke	OL	6-6	325	Fr.-HS	Cleveland, Tenn. (Walker Valley)
11	Vincent Sanders	WR	75	Matt Hall	OT	6-9	321	So.-TR	Russellville, Ark. (Russellville; Arkansas)
14	Brandon Sanders	LB	76	A.J. Hawkins	OG	6-4	305	So.-1L	Lithonia, Ga. (Martin Luther King)
3	Charles Sawyer	CB	77	Patrick Junen	OL	6-8	300	Fr.-HS	Huntsville, Ala. (Huntsville)
3	Jeff Scott	RB	78	Bradley Sowell	OT	6-7	315	Jr.-2L	Hernando, Miss. (Hernando)
96	Lawon Scott	DT	79	Bobby Massie	OT	6-6	310	So.-1L	Lynchburg, Va. (Liberty Christian; Hargrave)
2	Rodney Scott	RB	80	Nick Sabert	WR	6-0	180	Fr.-HS	Lenbanon, Ohio (St. Xavier)
42	D.T. Shackelford	LB	81	Bryson Rose	K	6-0	193	So.-SQ	Raleigh, N.C. (Wakefield)
47	Tim Simon	RB	82	Vincent Moss	WR	5-11	185	Jr.-SQ	Munford, Ala. (Munford)
93	Justin Smith	DT	83	Ferbia Allen	TE	6-4	245	So.-1L	Pine Bluff, Ark. (Dollarway)
78	Bradley Sowell	OT	83	Jordan Holder	WR	5-10½	170	Fr.-RS	Bay Springs, Miss. (Sylva Bay Academy)
12	Nathan Stanley	QB	84	Richie Contartesi	WR	5-8	163	Sr.-1L	Lake Worth, Fla. (Palm Beach Central; Jacksonville)
54	Walker Sturgeon	DE	84	Jack Nuismer	TE	6-3	235	Fr.-RS	Nashville, Tenn. (Lawrenceville School)
16	Markeith Summers	WR	85	Layton Jones	TE	6-5	235	Jr.-SQ	Greenville, Miss. (St. Joseph; Northeast Mississippi C.C.)
56	Evan Swindall	C	85	Ja-Mes Logan	WR	6-2	195	Fr.-RS	Houston, Texas (Westfield)
37	Matt Tarpley	WR	86	Ben Walker	WR	6-3	205	Fr.-HS	Ellenwood, Ga. (Martin Luther King)
60	Josh Tatum	OG	87	John Pelozza	TE	6-5	240	Fr.-HS	Plano, Texas (Plano West)
4	Marcus Temple	CB	87	Alan-Michael Thomas	DL	6-4	255	Fr.-HS	Mobile, Ala. (St. Paul's Episcopal)
87	Alan-Michael Thomas	DL	88	Jared Mitchell	WR	6-3	190	So.-1L	Chesterfield, Mo. (Parkway Central; Hargrave)
29	Devin Thomas	RB	89	Z. Mason	TE	6-5	267	Fr.-RS	Nashville, Tenn. (Christ Presbyterian Academy)
54	Carlos Thompson	DL	90	Gerald Rivers	DE	6-5	245	So.-1L	Ellenwood, Ga. (Cedar Grove)
9	Allen Walker	LB	92	Carlton Martin	DL	6-2	270	Fr.-HS	Madison, Miss. (Madison Central)
86	Ben Walker	WR	93	Justin Smith	DT	6-3	290	Jr.-1L	Alpharetta, Ga. (Chattahoochee)
98	Taurus Ward	DT	94	LaMark Armour	DT	6-2½	280	Sr.-3L	Nashville, Tenn. (Hunters Lane)
73	Alex Washington	OG	94	Chris Conley	P	5-8½	186	Fr.-RS	Bradenton, Fla. (Manatee)
55	Cameron Whigham	DE	95	Byron Bennett	DL	6-2	250	Fr.-HS	Madison, Miss. (Madison Central)
28	Julian Whitehead	CB	96	Andrew Ritter	K/P	6-3	205	So.-1L	Jackson, Miss. (Jackson Academy)
13	Alex Williams	LB	96	Lawon Scott	DT	6-2	310	Sr.-3L	St. Petersburg, Fla. (St. Petersburg)
17	Jarius Williams	CB	97	Tyler Campbell	P	6-2	210	So.-1L	Little Rock, Ark. (Catholic)
44	Ralph Williams	LB	98	Taurus Ward	DT	6-2	320	Jr.-JC	Aberdeen, Miss. (Aberdeen; Itawamba C.C.)
31	Rudy Wilson	LB	99	Ted Laurent	DT	6-1	303	Sr.-3L	Powder Springs, Ga. (McEachern)

LAST MEETING: OLE MISS 25, #8 LSU 23

Game #11 • Nov. 14, 2009

Attendance: 61,752 • Vaught-Hemingway • Oxford, Miss.

OXFORD, Miss. (AP) - Time ran out on No. 8 LSU before it could attempt a short, potential game-winning field goal and Dexter McCluster and Ole Miss survived a frantic final minute to come away with a 25-23 victory.

After LSU pulled within two points on Jordan Jefferson's touchdown pass to Rueben Randle with 1:17 left, the Tigers failed to convert the tying 2-point conversion on a fade pass into the corner of the end zone. Brandon LaFell recovered the ensuing kick at the LSU 42 and got his team into Ole Miss territory with a 26-yard reception that included two broken tackles and 20 yards after the catch.

But Ole Miss sacked Jefferson for a 9-yard loss, then snuffed out a screen pass, and left the Tigers with fourth-and-26 from the Ole Miss 48 with 9 seconds left after a timeout.

After the timeout, Jefferson hit Toliver on a 43-yard in traffic pass down the right side to the 6 and the team rushed down the field. There appeared to be confusion among the chain gang and it took several seconds for the first-down marker to be placed. LSU did not send out its field goal team and was not completely lined up when the referee signaled for the clock to start and Jefferson had no options as the time expired before he could spike the ball.

Before the craziness at the end, McCluster was the story. He ran for 148 yards and passed for a touchdown, a 27-yarder to wide-open Shay Hodge for the first completion of his career midway through the fourth quarter.

Ole Miss' second straight win over its traditional rival turned out to be one of the most exciting games in the series. The Rebels' defense shut down the Tigers much of the second half and appeared to earn the win after grinding out a 15-play drive that consumed 8:26 and ended in a short field goal that gave them an eight-point lead.

It was the first time Ole Miss beat LSU in consecutive seasons since 1997-99.

Hodge had seven catches for 117 yards, tying the school record for 100-yard games in a season.

LSU	14	3	0	6	—	23
Ole Miss	6	9	0	10	—	25

1st Quarter

12:47 UM J. Shene 45-yd field goal
 7:52 LSU P. Patterson 53-yard block field goal return (J. Jasper kick)
 3:37 UM J. Shene 25-yd field goal
 0:11 LSU R. Randle 17-yard pass from J. Jefferson (J. Jasper kick)

2nd Quarter

10:43 UT J. Shene 33-yd field goal
 6:23 LSU J. Jasper 50-yd field goal
 4:40 UM J. Grandy 3-yard run (J. Snead pass fail)

4th Quarter

13:33 UM S. Hodge 27-yard pass from D. McCluster (J. Shene kick)
 3:42 UM J. Shene 23-yd field goal
 1:17 LSU R. Randle 25-yard pass from J. Jefferson (J. Jefferson pass fail)

Team Stats	LSU	UM
First Downs	19	22
Rushes-Yards	27-40	45-193
Passing Yards	250	233
Att.-Comp.-Int.	37-19-1	22-15-0
Total Plays-Yards	64-290	67-426
Fumbles-Lost	1-0	2-0
Penalties-Yards	5-25	9-60
Punts-Average	6-37.8	3-44.7
Punt Returns	0-0	1-(-1)
KO Returns	6-168	3-59
Interceptions	0-0	1-31
Possession Time	26:24	33:36
3rd Down Conv.	5-13	6-14
4th Down Conv.	1-1	0-0
Sacks By-Yards	0-0	6-33

Individual Leaders

Rushing

UM: D. McCluster, 24-148
 B. Bolden, 14-40
 LSU: K. Williams, 11-40
 R. Shepard, 6-20

Passing

UM: J. Snead, 21-14-0-206
 LSU: J. Jefferson, 37-19-1-250

Receiving

UM: S. Hodge, 7-117
 M. Summers, 3-90
 LSU: T. Toliver, 5-107
 B. LaFell, 5-75

LAST GAME: TENNESSEE 52, OLE MISS 14

Game #10 • Nov. 13, 2010

Attendance: 96,044 • Neyland Stadium • Knoxville, Tenn.

KNOXVILLE, Tenn. (AP) - Despite Rebel running back Brandon Bolden's fifth 100-yard rushing game of the season and a pair of touchdowns, Ole Miss fell 52-14 on the road at Tennessee.

Tyler Bray threw three touchdown passes, two of them to Justin Hunter, and Tauren Poole ran for two more as Tennessee got its first Southeastern Conference win of the season.

On Tennessee's first play from scrimmage, Bray attempted a pass to Gerald Jones which was tipped by Ole Miss' Jonathan Cornell right into the hands of Justin Hunter. Hunter had 80 yards of green space and took it all the way to the end zone.

The Vols (4-6, 1-5) were in control the whole game, thanks to Bray's passing. The Vols had only seven yards on the ground in the first half but countered it with 265 yards by air.

By the end of the game, Tennessee had outgained Ole Miss 441 yards to 295 on offense. Bray finished 18 for 34 with 323 yards. In two games as the starter, Bray has completed 37 of 67 for 648 yards and eight touchdowns without turning the ball over.

Hunter had 114 yards on three catches and Poole had 107 yards on 12 carries. Ole Miss (4-6, 1-5) couldn't get its offense going with Masoli being pressured by the Vols' defensive line all day. The Rebels entered the game having given up only seven sacks in eight games, but the Vols took Masoli down twice and sacked backup Nathan Stanley once.

Masoli finished 7-for-18 with 80 yards, three interceptions and no touchdowns, and the quarterback known for his scrambling abilities had even less success on the ground with 22 yards rushing.

Ole Miss entered the game with a ground game that ranked second in the SEC and 13th in the nation, and the Rebels tailbacks did their best to make up for Masoli's struggles. Bolden ran for 113 yards and scored on touchdown runs of 17 yards and 2 yards for the Rebels' only scores.

Ole Miss	0	14	0	0	—	14
Tennessee	21	10	14	7	—	52

1st Quarter

12:27 UT J. Hunter 80-yard pass from T. Bray (D. Lincoln kick)
 3:53 UT D. Moore 17-yard pass from T. Bray (D. Lincoln kick)
 2:33 UT E. Gordon 46-yard interception return (D. Lincoln kick)

2nd Quarter

14:54 UM B. Bolden 17-yard run (B. Rose kick)
 6:35 UT J. Hunter 22-yard pass from T. Bray (D. Lincoln kick)
 1:54 UM B. Bolden 2-yard run (B. Rose kick)
 0:56 UT D. Lincoln 43-yard field goal

3rd Quarter

11:46 UT P. Waggner 10-yard interception return (D. Lincoln kick)
 7:27 UT T. Poole 36-yard run (D. Lincoln kick)

4th Quarter

8:46 UT T. Poole 35-yard run (D. Lincoln kick)

Team Stats	UM	UT
First Downs	14	20
Rushes-Yards	39-196	28-118
Passing Yards	99	323
Att.-Comp.-Int.	24-10-4	35-18-0
Total Plays-Yards	63-295	63-441
Fumbles-Lost	2-1	2-0
Penalties-Yards	6-72	6-45
Punts-Average	8-48.1	8-37.1
Punt Returns	6-22	3-(-12)
KO Returns	8-148	1-47
Interceptions	0-0	4-95
Possession Time	29:27	30:33
3rd Down Conv.	2-12	7-16
4th Down Conv.	0-1	0-0
Sacks By-Yards	3-18	3-15

Individual Leaders

Rushing

UM: B. Bolden, 12-113
 E. Davis, 11-40
 UT: T. Poole, 12-107

Passing

UM: J. Masoli, 18-7-3-80
 N. Stanley, 6-3-1-19
 UT: T. Bray, 34-18-0-323

Receiving

UM: M. Harris, 3-43
 D. Moore, 4-88
 G. Jones, 4-48
 L. Stocker, 4-40
 J. Hunter, 3-114

The Automated ScoreBook
 Ole Miss Game Results (as of Nov 15, 2010)
 All games

Date	Opponent	Score	Overall Record	Conference Record	Time	Attend
Sep 04, 2010	JACKSONVILLE STATE	O 48-49 L	0- 1- 0	0- 0- 0	3:40	55768
Sep 11, 2010	at Tulane Green Wave	W 27-13	1- 1- 0	0- 0- 0	3:00	36389
* Sep 18, 2010	VANDERBILT	14-28 L	1- 2- 0	0- 1- 0	3:28	51667
Sep 25, 2010	FRESNO STATE	W 55-38	2- 2- 0	0- 1- 0	3:39	55267
* Oct 02, 2010	KENTUCKY	W 42-35	3- 2- 0	1- 1- 0	3:54	55344
* Oct 16, 2010	at #8 Alabama	10-23 L	3- 3- 0	1- 2- 0	3:18	101821
* Oct 23, 2010	at #21 Arkansas	24-38 L	3- 4- 0	1- 3- 0	3:24	73619
* Oct 30, 2010	#1 AUBURN	31-51 L	3- 5- 0	1- 4- 0	3:20	61474
Nov 06, 2010	LOUISIANA	W 43-21	4- 5- 0	1- 4- 0	3:23	53144
* Nov 13, 2010	at Tennessee	14-52 L	4- 6- 0	1- 5- 0	3:28	96044

* indicates conference game

Opponent	Score	-----FIRST DOWNS-----				-----RUSHING-----		-----PASSING-----			--TOTAL OFFENSE--		Return Yards	Turn-Overs
		Total	Rush	Pass	Pen	Number-Yards	Comp-Att-Int	Yards	Plays-Yards	Yards				
JACKSONVILLE STATE..	48-49	23/17	13/5	10/12	0/0	52-237 / 33-103	13-20- 1 / 22-36- 0	242/252	72-479 / 69-355	123/163	3/0			
Tulane Green Wave...	27-13	16/19	4/6	12/11	0/2	37-92 / 29-94	16-22- 1 / 22-31- 0	282/218	59-374 / 60-312	104/117	1/2			
VANDERBILT.....	14-28	18/12	11/7	7/4	0/1	44-195 / 41-227	19-35- 2 / 9-19- 0	190/73	79-385 / 60-300	77/30	3/0			
FRESNO STATE.....	55-38	19/23	13/6	6/16	0/1	47-425 / 33-30	8-12- 1 / 32-43- 0	153/390	59-578 / 76-420	169/192	2/1			
KENTUCKY.....	42-35	19/21	13/6	3/14	3/1	51-211 / 30-124	9-17- 0 / 27-47- 1	90/300	68-301 / 77-424	150/187	0/3			
Alabama.....	10-23	13/15	6/7	7/6	0/2	26-133 / 34-100	18-40- 1 / 17-25- 0	110/219	66-243 / 59-319	77/203	1/1			
Arkansas.....	24-38	21/16	6/7	14/8	1/1	42-185 / 27-197	21-36- 0 / 16-29- 1	327/267	78-512 / 56-464	150/215	2/2			
AUBURN.....	31-51	17/28	7/17	8/11	2/0	31-218 / 46-343	20-33- 1 / 19-25- 0	189/229	64-407 / 71-572	180/174	1/1			
LOUISIANA.....	43-21	24/13	13/4	9/6	2/3	50-298 / 24-76	11-22- 0 / 7-21- 2	180/139	72-478 / 45-215	137/253	1/3			
Tennessee.....	14-52	14/20	8/5	5/11	1/4	39-196 / 28-118	10-24- 4 / 18-35- 0	99/323	63-295 / 63-441	170/130	5/0			
Totals.....	308-348	184/184	94/70	81/99	9/15	419-2190/325-1412	145-261-11/189-311- 4	1862/2410	680-4052/ 636-3822	1337/1664	19/13			

Note: Game totals are displayed in the format TEAM/OPPONENT for each category

2010 Ole Miss Football
Ole Miss Overall Team Statistics (as of Nov 13, 2010)
All games

Team Statistics	UM	OPP
SCORING	308	348
Points Per Game	30.8	34.8
FIRST DOWNS	184	184
Rushing	94	70
Passing	81	99
Penalty	9	15
RUSHING YARDAGE	2190	1412
Yards gained rushing	2412	1728
Yards lost rushing	222	316
Rushing Attempts	419	325
Average Per Rush	5.2	4.3
Average Per Game	219.0	141.2
TDs Rushing	22	16
PASSING YARDAGE	1862	2410
Comp-Att-Int	145-261-11	189-311-4
Average Per Pass	7.1	7.7
Average Per Catch	12.8	12.8
Average Per Game	186.2	241.0
TDs Passing	15	20
TOTAL OFFENSE	4052	3822
Total Plays	680	636
Average Per Play	6.0	6.0
Average Per Game	405.2	382.2
KICK RETURNS: #-Yards	49-993	41-995
PUNT RETURNS: #-Yards	16-229	26-367
INT RETURNS: #-Yards	4-59	11-183
KICK RETURN AVERAGE	20.3	24.3
PUNT RETURN AVERAGE	14.3	14.1
INT RETURN AVERAGE	14.8	16.6
FUMBLES-LOST	14-8	15-9
PENALTIES-Yards	56-483	61-461
Average Per Game	48.3	46.1
PUNTS-Yards	51-2309	53-2149
Average Per Punt	45.3	40.5
Net punt average	34.9	35.8
TIME OF POSSESSION/Game	30:48	29:12
3RD-DOWN Conversions	53/143	53/137
3rd-Down Pct	37%	39%
4TH-DOWN Conversions	10/17	8/12
4th-Down Pct	59%	67%
SACKS BY-Yards	28-156	10-53
MISC YARDS	0	0
TOUCHDOWNS SCORED	38	43
FIELD GOALS-ATTEMPTS	14-16	15-18
ON-SIDE KICKS	1-1	0-2
RED-ZONE SCORES	(39-45) 87%	(26-28) 93%
RED-ZONE TOUCHDOWNS	(26-45) 58%	(21-28) 75%
PAT-ATTEMPTS	(38-38) 100%	(39-39) 100%
ATTENDANCE	332664	307873
Games/Avg Per Game	6/55444	4/76968
Neutral Site Games		0/0

Score by Quarters	1st	2nd	3rd	4th	oT	Total
Ole Miss	87	90	52	65	14	308
Opponents	87	90	68	88	15	348

2010 Ole Miss Football
Ole Miss Overall Individual Statistics (as of Nov 13, 2010)
All games

<u>Rushing</u>	<u>gp-gs</u>	<u>att</u>	<u>gain</u>	<u>loss</u>	<u>net</u>	<u>avg</u>	<u>td</u>	<u>lg</u>	<u>avg/g</u>
Brandon Bolden	10-9	133	873	33	840	6.3	11	71	84.0
Jeremiah Masoli	10-9	99	536	68	468	4.7	4	56	46.8
Jeff Scott	8-4	54	421	35	386	7.1	2	83	48.2
Enrique Davis	6-0	71	328	28	300	4.2	3	55	50.0
Jesse Grandy	10-3	11	92	0	92	8.4	0	22	9.2
Rodney Scott	10-0	21	74	5	69	3.3	1	21	6.9
Korvic Neat	7-2	9	36	2	34	3.8	1	8	4.9
M. Summers	10-7	1	20	0	20	20.0	0	20	2.0
Derrick Herman	10-0	2	15	0	15	7.5	0	14	1.5
Devin Thomas	10-2	6	14	1	13	2.2	0	4	1.3
Lionel Breaux	10-4	1	1	0	1	1.0	0	1	0.1
Martez Eastland	8-0	1	0	2	-2	-2.0	0	0	-0.2
TEAM	4-0	4	0	6	-6	-1.5	0	0	-1.5
Nathan Stanley	4-1	6	2	42	-40	-6.7	0	2	-10.0
Total	10	419	2412	222	2190	5.2	22	83	219.0
Opponents	10	325	1728	316	1412	4.3	16	80	141.2

<u>Passing</u>	<u>gp-gs</u>	<u>effic</u>	<u>comp-att-int</u>	<u>pct</u>	<u>yds</u>	<u>td</u>	<u>lg</u>	<u>avg/g</u>
Jeremiah Masoli	10-9	123.18	128-229-10	55.9	1601	12	70	160.1
Nathan Stanley	4-1	146.32	17-32-1	53.1	261	3	45	65.2
Total	10	126.02	145-261-11	55.6	1862	15	70	186.2
Opponents	10	144.51	189-311-4	60.8	2410	20	85	241.0

<u>Receiving</u>	<u>gp-gs</u>	<u>no.</u>	<u>yds</u>	<u>avg</u>	<u>td</u>	<u>lg</u>	<u>avg/g</u>
Melvin Harris	10-3	28	377	13.5	3	41	37.7
Brandon Bolden	10-9	25	271	10.8	3	45	27.1
M. Summers	10-7	22	454	20.6	5	70	45.4
Ja-Mes Logan	10-4	21	269	12.8	1	51	26.9
Jesse Grandy	10-3	16	195	12.2	1	31	19.5
Lionel Breaux	10-4	7	67	9.6	0	29	6.7
Korvic Neat	7-2	7	62	8.9	0	22	8.9
H.R. Greer	10-0	6	32	5.3	1	9	3.2
Ferbia Allen	10-8	5	51	10.2	1	27	5.1
E.J. Epperson	10-1	2	28	14.0	0	25	2.8
R. Contartesi	10-0	2	24	12.0	0	18	2.4
Derrick Herman	10-0	2	8	4.0	0	8	0.8
Enrique Davis	6-0	1	16	16.0	0	16	2.7
Reggie Hicks	10-0	1	8	8.0	0	8	0.8
Total	10	145	1862	12.8	15	70	186.2
Opponents	10	189	2410	12.8	20	85	241.0

<u>Punt Returns</u>	<u>no.</u>	<u>yds</u>	<u>avg</u>	<u>td</u>	<u>lg</u>
Jesse Grandy	12	209	17.4	1	73
M. Summers	4	20	5.0	0	7
Total	16	229	14.3	1	73
Opponents	26	367	14.1	1	97

<u>Interceptions</u>	<u>no.</u>	<u>yds</u>	<u>avg</u>	<u>td</u>	<u>lg</u>
Charles Sawyer	2	53	26.5	0	38
Jeremy McGee	1	0	0.0	0	0
Allen Walker	1	6	6.0	0	6
Total	4	59	14.8	0	38
Opponents	11	183	16.6	3	46

<u>Kick Returns</u>	<u>no.</u>	<u>yds</u>	<u>avg</u>	<u>td</u>	<u>lg</u>
Jesse Grandy	29	614	21.2	0	51
Derrick Herman	10	184	18.4	0	30
Jeff Scott	4	107	26.8	0	40
Korvic Neat	2	41	20.5	0	25
H.R. Greer	2	8	4.0	0	8
Reggie Hicks	1	0	0.0	0	0
Martez Eastland	1	39	39.0	0	39
Total	49	993	20.3	0	51
Opponents	41	995	24.3	1	95

<u>Fumble Returns</u>	<u>no.</u>	<u>yds</u>	<u>avg</u>	<u>td</u>	<u>lg</u>
Charles Sawyer	1	1	1.0	0	1
D. Shackelford	1	19	19.0	0	19
Jason Jones	1	7	7.0	0	7
Marcus Temple	0	29	0.0	0	29
Total	3	56	18.7	0	29
Opponents	4	119	29.8	2	93

2010 Ole Miss Football
Ole Miss Overall Individual Statistics (as of Nov 13, 2010)
All games

Scoring	td	fg	PAT				dpx	saf	pts
			kick	rush	rcv	pass			
Brandon Bolden	14	-	-	-	-	-	-	84	
Bryson Rose	-	14-16	38-38	-	-	-	-	80	
M. Summers	5	-	-	-	-	-	-	30	
Jeremiah Masoli	4	-	-	-	-	-	-	24	
Enrique Davis	3	-	-	-	-	-	-	18	
Melvin Harris	3	-	-	-	-	-	-	18	
Jesse Grandy	2	-	-	-	-	-	-	12	
Jeff Scott	2	-	-	-	-	-	-	12	
H.R. Greer	1	-	-	-	-	-	-	6	
Korvic Neat	1	-	-	-	-	-	-	6	
Ja-Mes Logan	1	-	-	-	-	-	-	6	
Ferbia Allen	1	-	-	-	-	-	-	6	
Rodney Scott	1	-	-	-	-	-	-	6	
Total	38	14-16	38-38	-	-	-	-	308	
Opponents	43	15-18	39-39	-	3	3-4	-	348	

Total Offense	g	plays	rush	pass	total	avg/g
Jeremiah Masoli	10	328	468	1601	2069	206.9
Brandon Bolden	10	133	840	0	840	84.0
Jeff Scott	8	54	386	0	386	48.2
Enrique Davis	6	71	300	0	300	50.0
Nathan Stanley	4	38	-40	261	221	55.2
Jesse Grandy	10	11	92	0	92	9.2
Rodney Scott	10	21	69	0	69	6.9
Korvic Neat	7	9	34	0	34	4.9
M. Summers	10	1	20	0	20	2.0
Derrick Herman	10	2	15	0	15	1.5
Devin Thomas	10	6	13	0	13	1.3
Lionel Breaux	10	1	1	0	1	0.1
Martez Eastland	8	1	-2	0	-2	-0.2
TEAM	4	4	-6	0	-6	-1.5
Total	10	680	2190	1862	4052	405.2
Opponents	10	636	1412	2410	3822	382.2

Field Goals	fg	pct.	01-19	20-29	30-39	40-49	50-99	lg	blk
Bryson Rose	14-16	87.5	0-0	8-8	4-6	2-2	0-0	41	0

FG Sequence	Ole Miss	Opponents
Jacksonville State	(24),(35)	(45),(44)
Tulane	(41),(29)	(19),(38)
Vanderbilt	32	-
Fresno State	(40),(20),31	(50),46,49
Kentucky	-	(50),(42)
Alabama	(22)	(49),(19),(44),42
Arkansas	(22)	(46)
Auburn	(32)	(25),(35),(48)
Louisiana	(24),(30),(30),(27),(20)	-
Tennessee	-	(43)

Punting	no.	yds	avg	lg	tb	fc	i20	50+	blk
Tyler Campbell	49	2218	45.3	66	7	3	10	15	0
Jeremiah Masoli	2	91	45.5	46	1	0	1	0	0
Total	51	2309	45.3	66	8	3	11	15	0
Opponents	53	2149	40.5	73	1	14	21	10	0

Kickoffs	no.	yds	avg	tb	ob	retn	net	ydln
Andrew Ritter	58	3773	65.1	13	3			
Total	58	3773	65.1	13	3	24.3	43.4	26
Opponents	62	3739	60.3	8	5	20.3	41.7	28

Numbers in (parentheses) indicate field goal was made.

2010 Ole Miss Football
Ole Miss Overall Individual Statistics (as of Nov 13, 2010)
All games

<u>All Purpose</u>	<u>g</u>	<u>rush</u>	<u>rcv</u>	<u>pr</u>	<u>kr</u>	<u>ir</u>	<u>total</u>	<u>avg/g</u>
Brandon Bolden	10	840	271	0	0	0	1111	111.1
Jesse Grandy	10	92	195	209	614	0	1110	111.0
M. Summers	10	20	454	20	0	0	494	49.4
Jeff Scott	8	386	0	0	107	0	493	61.6
Jeremiah Masoli	10	468	0	0	0	0	468	46.8
Melvin Harris	10	0	377	0	0	0	377	37.7
Enrique Davis	6	300	16	0	0	0	316	52.7
Ja-Mes Logan	10	0	269	0	0	0	269	26.9
Derrick Herman	10	15	8	0	184	0	207	20.7
Korvic Neat	7	34	62	0	41	0	137	19.6
Rodney Scott	10	69	0	0	0	0	69	6.9
Lionel Breaux	10	1	67	0	0	0	68	6.8
Charles Sawyer	10	0	0	0	0	53	53	5.3
Ferbia Allen	10	0	51	0	0	0	51	5.1
H.R. Greer	10	0	32	0	8	0	40	4.0
Martez Eastland	8	-2	0	0	39	0	37	4.6
E.J. Epperson	10	0	28	0	0	0	28	2.8
R. Contartesi	10	0	24	0	0	0	24	2.4
Devin Thomas	10	13	0	0	0	0	13	1.3
Reggie Hicks	10	0	8	0	0	0	8	0.8
Allen Walker	10	0	0	0	0	6	6	0.6
TEAM	4	-6	0	0	0	0	-6	-1.5
Nathan Stanley	4	-40	0	0	0	0	-40	-10.0
Total	10	2190	1862	229	993	59	5333	533.3
Opponents	10	1412	2410	367	995	183	5367	536.7

2010 Ole Miss Football
Ole Miss Overall Defensive Statistics (as of Nov 13, 2010)
All games

##	Defensive Leaders	gp-gs	Tackles				tfl/yds	Sacks no-yds	Pass defense			Fumbles		blkd	
			ua	a	tot				int-yds	brup	qbh	rcv-yds	ff	kick	saf
51	J. Cornell	9-8	30	28	58	11.0-32	3.5-20	.	2	2	.	1	.	.	
1	Damien Jackson	9-7	37	20	57	4.0-10	.	.	3	1	1-0	1	.	.	
35	Fon Ingram	9-5	32	20	52	1.5-1	.	.	1	1	
20	Johnny Brown	9-8	28	20	48	2.0-10	.	.	5	1	
9	Allen Walker	10-10	25	21	46	5.5-23	3.0-13	1-6	2	.	.	3	1	.	
3A	Charles Sawyer	10-3	31	10	41	1.0-2	.	2-53	1	.	1-1	.	.	.	
4	Marcus Temple	10-10	23	17	40	1.0-4	.	.	3	.	2-29	.	.	.	
42	D. Shackelford	10-4	18	16	34	7.0-27	4.0-20	.	.	3	1-19	1	.	.	
15	Joel Kight	10-7	19	14	33	3.0-8	2.0-7	.	1	1	
6	Jeremy McGee	10-10	22	6	28	0.5-1	.	1-0	3	1	
52	Mike Marry	8-1	13	8	21	3.0-6	1.0-4	.	.	1	1-0	.	.	.	
57	Jerrell Powe	10-10	14	6	20	7.5-24	2.5-7	.	1	1	.	1	.	.	
99	Ted Laurent	10-9	8	9	17	3.5-26	2.0-24	1	.	.	
94	LaMark Armour	10-3	8	8	16	2.5-6	1.5-5	
24	Tony Grimes	9-1	11	4	15	.	.	.	2	
13	Brishen Mathews	10-0	13	1	14	.	.	.	1	
7	Wayne Dorsey	9-4	10	2	12	4.0-26	1.0-3	
90	Gerald Rivers	8-5	5	6	11	2.5-17	2.5-17	.	.	1	
53	Jason Jones	10-2	4	3	7	3.5-18	2.5-17	.	1	1	2-7	.	.	.	
23	George Helow	9-0	5	1	6	
40	K. Lockett	4-3	3	3	6	1.0-5	1.0-5	.	.	2	
9T	Justin Smith	6-0	3	2	5	2.0-3	0.5-1	
96	Lawon Scott	10-1	3	2	5	1.0-3	1-0	.	.	.	
34	Brandon Bolden	10-9	3	1	4	1	.	.	
26	Derrick Herman	10-0	4	.	4	
21	Lionel Breaux	10-4	3	1	4	
55	Cameron Whigham	5-0	1	3	4	1	
9X	Andrew Ritter	10-0	3	1	4	1	.	.	
37	Lekenwic Haynes	10-0	3	1	4	
11	C. Jackson	4-0	2	.	2	
97	Tyler Campbell	10-0	2	.	2	
3W	Rudy Wilson	3-0	2	.	2	1.0-4	
83	Ferbia Allen	10-8	2	.	2	
2D	Delvin Jones	2-0	1	.	1	1.0-28	
54	Carlos Thompson	5-0	1	.	1	1.0-13	1.0-13	
56	Evan Swindall	5-2	1	.	1	
5A	Frank Crawford	3-0	1	.	1	.	.	.	2	
78	Bradley Sowell	10-10	1	.	1	
Total		10	395	234	629	70-297	28-156	4-59	28	17	9-56	10	1	.	
Opponents		10	398	314	712	71-212	10-53	11-183	24	16	8-119	10	.	.	

INDIVIDUAL GAME-BY-GAME TACKLES

No.	Player	UT-AT-TT TFL/Sack	ISU	TUL	VJ	FSU	UK	ALA	ARK	AUB	ULL	UT	LSU	MSU
51	Cornell	30-28-58 11.0/3.5	3-4-7 1.0/0	7-4-11 3.0/3.0	2-7-9 1.5/0	7-5-12 2.5/0	0-1-1 0/0	2-3-5 0/0	3-3-6 1.5/0.5	4-1-5 1.5/0	DNP	2-0-2 0/0		
1	D. Jackson	37-20-57 4.0/0	7-4-11 0/0	3-1-4 0/0	1-3-4 1.0/0	5-4-9 1.0/0	8-1-9 0/0	5-1-6 1.0/0	3-3-6 0/0	DNP	2-1-3 0/0	3-2-5 1.0/0		
35	F. Ingram	32-20-52 1.5/0	DNP	3-3-6 0/0	2-2-4 0.5/0	4-2-6 0/0	7-4-11 1.0/0	4-3-7 0/0	2-2-4 0/0	8-0-8 0/0	1-1-2 0/0	1-3-4 0/0		
20	J. Brown	28-20-48 2.0/0	2-8-10 0/0	3-1-4 0/0	2-1-3 1.0/0	1-2-3 0/0	DNP	4-1-5 1.0/0	6-5-11 0/0	5-0-5 0/0	4-1-5 0/0	1-1-2 0/0		
9	Walker	25-21-46 5.5/3.0	4-3-7 0/0	2-3-5 0/0	3-4-7 0.5/0	7-3-10 2.5/2.0	2-2-4 0.5/0	1-3-4 0/0	2-0-2 1.0/0	2-0-2 1.0/1.0	0-1-1 0/0	2-2-4 0/0		
3	Sawyer	31-10-41 1.0/0	2-0-2 0/0	7-3-10 0/0	3-4-7 0/0	3-0-3 0/0	4-0-4 0/0	2-2-4 0/0	2-1-3 1.0/0	2-0-2 0/0	6-0-6 0/0	0-0-0 0/0		
4	Temple	23-17-40 1.0/0	2-4-6 0/0	2-2-4 0/0	0-2-2 0/0	3-4-7 0/0	1-1-2 0/0	6-2-8 1.0/0	3-0-3 0/0	3-0-3 0/0	0-1-1 0/0	3-1-4 0/0		
42	Shackelford	18-16-34 7.0/4.0	1-1-2 1.0/1.0	2-1-3 0/0	3-3-6 2.5/1.0	0-2-2 0.5/0.5	2-1-3 0/0	3-4-7 0.5/0.5	0-0-0 0/0	6-0-6 1.0/0	0-1-1 0/0	1-3-4 1.5/1.0		
15	Kight	19-14-33 3.0/2.0	2-3-5 1.0/1.0	1-1-2 0/0	0-3-3 0/0	2-1-3 0/0	9-0-9 1.0/0	1-1-2 0/0	0-3-3 0/0	3-0-3 1.0/1.0	0-2-2 0/0	1-0-1 0/0		
6	McGee	22-6-28 0.5/0	2-2-4 0/0	3-0-3 0/0	4-1-5 0/0	1-0-1 0/0	2-0-2 0/0	3-0-3 0/0	0-2-2 0/0	6-1-7 0.5/0	0-0-0 0/0	1-0-1 0/0		
52	Marry	13-8-21 3.0/1.0	DNP	0-1-1 0/0	DNP	0-1-1 0/0	1-1-2 0/0	2-1-3 0/0	0-1-1 0/0	0-0-0 0/0	8-3-11 3.0/1.0	2-0-2 0/0		
57	Powe	14-6-20 7.5/2.5	2-0-2 1.0/0	0-0-0 0/0	1-2-3 1.0/0	2-0-2 1.0/0	1-0-1 0/0	1-2-3 1.5/1.5	3-1-4 0/0	0-0-0 0/0	3-0-3 2.0/1.0	1-1-2 1.0/0		
99	Laurent	8-9-17 3.5/2.0	1-0-1 1.0/0	1-1-2 1.0/1.0	1-3-4 0/0	0-1-1 0.5/0.5	1-0-1 0/0	2-0-2 0/0	2-1-3 0/0	0-0-0 0/0	0-1-1 0.5/0.5	0-2-2 0.5/0		
94	Armour	8-8-16 2.5/1.5	0-1-1 0/0	0-0-0 0/0	1-0-1 0/0	1-0-1 0/0	2-0-2 1.0/0	2-4-6 0.5/0.5	1-2-3 1.0/1.0	1-0-1 0/0	0-1-1 0/0	0-0-0 0/0		
24	Grimes	11-4-15 0/0	DNP	1-0-1 0/0	0-0-0 0/0	5-1-6 0/0	2-1-3 0/0	0-0-0 0/0	1-2-3 0/0	0-0-0 0/0	0-0-0 0/0	2-0-2 0/0		
13	Mathews	13-1-14 0/0	0-0-0 0/0	0-0-0 0/0	0-0-0 0/0	1-0-1 0/0	2-0-2 0/0	1-0-1 0/0	1-1-2 0/0	8-0-8 0/0	0-0-0 0/0	0-0-0 0/0		
7	Dorsey	10-2-12 4.0/1.0	1-0-1 0/0	2-1-3 1.0/0	0-0-0 0/0	2-0-2 1.0/1.0	1-1-2 0/0	0-0-0 0/0	0-0-0 0/0	2-0-2 1.0/0	DNP	2-0-2 1.0/0		
90	Rivers	5-6-11 2.5/2.5	1-2-3 0/0	DNP	0-0-0 0/0	1-1-2 1.0/1.0	1-0-1 0/0	2-2-4 1.5/1.5	0-1-1 0/0	0-0-0 0/0	DNP	0-0-0 0/0		
53	J. Jones	4-3-7 3.5/2.5	0-0-0 0/0	0-0-0 0/0	0-1-1 0/0	0-0-0 0/0	0-0-0 0/0	0-0-0 0/0	0-0-0 0/0	1-0-1 1.0/0	1-1-2 0.5/0.5	2-1-3 2.0/2.0		
23	Helow	5-1-6 0/0	0-0-0 0/0	1-0-1 0/0	0-0-0 0/0	1-0-1 0/0	1-0-1 0/0	0-1-1 0/0	0-0-0 0/0	0-0-0 0/0	2-0-2 0/0	0-0-0 0/0		
40	Lockett	3-3-6 1.0/1.0	DNP	2-1-3 1.0/1.0	1-2-3 0/0	0-0-0 0/0	DNP	DNP	DNP	DNP	DNP	DNP		
93	Smith	3-2-5 2.0/0.5	DNP	DNP	DNP	DNP	0-1-1 0.5/0	0-0-0 0/0	0-1-1 0.5/0.5	0-0-0 0/0	0-0-0 0/0	3-0-3 1.0/0		
96	L. Scott	3-2-5 1.0/0	1-0-1 0/0	0-0-0 0/0	0-2-2 0/0	0-0-0 0/0	0-0-0 0/0	0-0-0 0/0	0-0-0 0/0	0-0-0 0/0	1-0-1 0/0	1-0-1 1.0/0		
34	Bolden	3-1-4 0/0	0-0-0 0/0	0-0-0 0/0	0-0-0 0/0	0-0-0 0/0	0-0-0 0/0	0-0-0 0/0	0-0-0 0/0	1-0-1 0/0	0-0-0 0/0	2-1-3 0/0		
26	Herman	4-0-4 0/0	1-0-1 0/0	0-0-0 0/0	0-0-0 0/0	0-0-0 0/0	1-0-1 0/0	1-0-1 0/0	0-0-0 0/0	0-0-0 0/0	0-0-0 0/0	1-0-1 0/0		
21	Breaux	3-1-4 0/0	0-0-0 0/0	2-0-2 0/0	1-0-1 0/0	DNP	0-0-0 0/0	0-0-0 0/0	0-0-0 0/0	0-0-0 0/0	0-0-0 0/0	0-1-1 0/0		
55	Whigham	0-3-4 0/0	0-0-0 0/0	0-1-1 0/0	DNP	DNP	DNP	DNP	DNP	0-0-0 0/0	DNP	1-2-3 0/0		
96	Ritter	3-1-4 0/0	0-0-0 0/0	1-0-1 0/0	0-0-0 0/0	0-1-1 0/0	0-0-0 0/0	1-0-1 0/0	0-0-0 0/0	1-0-1 0/0	0-0-0 0/0	0-0-0 0/0		
37	Haynes	3-1-4 0/0	2-0-2 0/0	0-0-0 0/0	0-0-0 0/0	0-0-0 0/0	0-0-0 0/0	0-0-0 0/0	0-1-1 0/0	0-0-0 0/0	1-0-1 0/0	0-0-0 0/0		
11	C. Jackson	2-0-2 0/0	0-0-0 0/0	1-0-1 0/0	0-0-0 0/0	1-0-1 0/0	DNP	DNP	DNP	DNP	DNP	DNP		
97	Campbell	2-0-2 0/0	0-0-0 0/0	0-0-0 0/0	0-0-0 0/0	0-0-0 0/0	2-0-2 0/0	0-0-0 0/0	0-0-0 0/0	0-0-0 0/0	0-0-0 0/0	0-0-0 0/0		
31	Wilson	2-0-2 1.0/0	DNP	DNP	DNP	1-0-1 0/0	0-0-0 0/0	DNP	DNP	DNP	DNP	1-0-1 1.0/0		
83	Allen	2-0-2 0/0	0-0-0 0/0	0-0-0 0/0	0-0-0 0/0	1-0-1 0/0	0-0-0 0/0	1-0-1 0/0	0-0-0 0/0	0-0-0 0/0	0-0-0 0/0	0-0-0 0/0		
2	D. Jones	1-0-1 1.0/0	0-0-0 0/0	0-0-0 0/0	0-0-0 0/0	1-0-1 1.0/0	0-0-0 0/0	DNP	DNP	DNP	DNP	DNP		
54	Thompson	1-0-1 1.0/1.0	DNP	0-0-0 0/0	DNP	DNP	DNP	0-0-0 0/0	0-0-0 0/0	DNP	1-0-1 1.0/1.0	0-0-0 0/0		
56	Swindall	1-0-1 0/0	DNP	0-0-0 0/0	DNP	0-0-0 0/0	0-0-0 0/0	0-0-0 0/0	1-0-1 0/0	DNP	0-0-0 0/0	DNP		
5	Crawford	1-0-1 0/0	1-0-1 0/0	0-0-0 0/0	0-0-0 0/0	DNP	0-0-0 0/0	DNP	DNP	DNP	DNP	DNP		
78	Sowell	1-0-1 0/0	0-0-0 0/0	0-0-0 0/0	0-0-0 0/0	0-0-0 0/0	0-0-0 0/0	0-0-0 0/0	0-0-0 0/0	0-0-0 0/0	0-0-0 0/0	1-0-1 0/0		

2010 BREAKDOWN

Category	2010
Record	4-6
SEC	1-5
vs. SEC West	0-3
vs. SEC East	1-2
Non-Conference	3-1
vs. OVC	0-1
vs. C-USA	1-0
vs. WAC	1-0
vs. Sun Belt	1-0
Home	3-3
Away	1-3
Neutral	0-0
Day Games	1-5
Night Games (6 p.m. start or later)	3-1
vs. Top 25 teams	0-3
TV games	4-6
on CBS	0-1
on CSS	1-1
on ESPN Classic	1-0
on ESPN2	0-2
on ESPNU	1-0
on SEC Network	1-2
When scoring first	1-2
When opponents score first	3-4
When leading at halftime	4-1
When trailing at halftime	0-5
When tied at halftime	0-0
When leading after third quarter	4-1
When trailing after third quarter	0-5
When tied after third quarter	0-0
In overtime games	0-1
When scoring less than 20 points	0-3
When scoring 20+ points	4-3
When scoring 30+ points	3-2
When allowing less than 20 points	1-0
When allowing 20+ points	3-6
When allowing 30+ points	2-4
When rushing for <100 yards	1-0
When rushing for 100+ yards	3-6
When rushing for 200+ yards	3-2
When passing for 200+ yards	1-2
When passing for 250+ yards	1-1
When passing for 300+ yards	0-1
When totaling <300 yds total offense	0-2
When gaining 300+ yds total offense	4-4
When allowing <100 yds rushing	3-0
When allowing 100+ yds rushing	1-5
When allowing 200+ yds rushing	0-2
When allowing <200 yds passing	1-1
When allowing 200+ yards passing	3-5
When allowing 250+ yards passing	2-3
When allowing 300+ yards passing	2-1
When allowing <300 yds total offense	1-0
When allowing 300+ yds total offense	3-6
When having a 100-yard rusher	3-4
When opp. have a 100-yard rusher	0-4
When having no turnovers	1-0
When having less than 3 turnovers	4-2
When having 3 or more turnovers	0-4
When having no takeaways	0-3
When having <3 takeaways	2-6
When having 3 or more takeaways	2-0
When having more than 30:00 TOP	3-3
When having less than 30:00 TOP	1-3

SCORING DRIVES

vs. JACKSONVILLE STATE				
Started at	Plays	Yards	Time	Result
Ole Miss 43	3	57	1:22	TD
Ole Miss 44	5	56	2:21	TD
Ole Miss 42	9	52	4:22	FG
Ole Miss 27	4	73	1:56	TD
Ole Miss 27	10	73	5:26	TD
Ole Miss 48	6	34	3:14	FG
JSU 25	5	25	0:00	TD
JSU 25	5	25	0:00	TD

at ALABAMA				
Started at	Plays	Yards	Time	Result
Alabama 21	8	16	3:05	FG
Ole Miss 29	10	71	2:42	TD

at ARKANSAS				
Started at	Plays	Yards	Time	Result
Arkansas 37	4	2	2:05	FG
Ole Miss 37	3	63	0:46	TD
Ole Miss 20	8	80	4:05	TD
Ole Miss 26	5	74	2:07	TD

vs. AUBURN				
Started at	Plays	Yards	Time	Result
Ole Miss 17	2	83	0:27	TD
Ole Miss 20	8	80	2:52	TD
Ole Miss 20	10	65	4:04	FG
Ole Miss 18	11	82	5:18	TD
Ole Miss 27	10	73	2:36	TD

vs. LOUISIANA				
Started at	Plays	Yards	Time	Result
Ole Miss 40	6	60	2:20	TD
Louisiana 32	6	25	2:00	FG
Louisiana 26	3	26	1:18	TD
Louisiana 39	4	39	1:05	TD
Ole Miss 30	10	57	5:26	FG
Louisiana 28	2	15	0:18	FG
Ole Miss 38	5	52	2:03	FG
Midfield	7	47	2:55	FG
Louisiana 49	11	49	7:02	TD

at TENNESSEE				
Started at	Plays	Yards	Time	Result
Ole Miss 28	7	72	2:34	TD
Ole Miss 41	4	59	1:12	TD

CHARTING THE BIG PLAYS

— RUSHING —							— RECEIVING —						
Player	10-19	20-29	30-39	40-49	50+	Total	Player	10-19	20-29	30-39	40-49	50+	Total
Bolden	15	7	1		2	25	Harris	9	7	1	1		18
Masoli	13	4		1	1	19	Summers	7	3	1	1	2	14
J. Scott	4	2	1	1	2	10	Bolden	8	1	1	1		11
E. Davis	4	1			1	6	Logan	4	1	1		1	7
Grandy	3	1				4	Grandy	2	2	2			6
Summers			1			1	Breaux	1	1				2
Herman	1					1	Neat	1	1				2
R. Scott			1			1	Epperson		1				1
TOTAL	40	17	2	2	6	67	Allen	1					1
							Contartesi	1					1
							E. Davis	1					1
TOTAL	35	17	6	3	3	64							

— PASSING —						
Player	10-19	20-29	30-39	40-49	50+	Total
Masoli	31	16	4	1	3	55
Stanley	4	1	2	2		9
TOTAL	35	17	6	3	3	64

IN THE RED ZONE

When the offense moves the ball inside the opponent's 20-yard line, the offense is considered to be in the "red zone," and in prime scoring position. The following chart shows how the Rebel offense performs inside the "red zone" during the 2010 season:

Game	Chances	TD	FG	TO	Downs	Missed FG	Half
Jacksonville State	6	4	2	0	0	0	0
Tulane	4	2	1	0	0	0	1
Vanderbilt	2	1	0	0	0	1	0
Fresno State	6	3	2	0	0	1	0
Kentucky	6	6	0	0	0	0	0
Alabama	2	1	1	0	0	0	0
Arkansas	3	1	1	1	0	0	0
Auburn	4	2	1	1	0	0	0
Louisiana	10	4	5	1	0	0	0
Tennessee	2	2	0	0	0	0	0
Totals	45	26	13	3	0	2	1
Opp. Totals	28	21	5	1	0	1	0

Ole Miss Scoring Percentage: .867 (39-of-45)
Opponents Scoring Percentage: .929 (26-of-28)

Ole Miss Points Scored: 221
Opponents Points Scored: 163

MISCELLANEOUS REBEL RECORDS

THE LAST TIME OLE MISS HAD . . .

30 or more first downs	Arkansas, 2009 (31)
500 yards rushing	Auburn, 1951 (515)
400 yards rushing	Fresno State, 2010 (425)
300 yards rushing	Fresno State, 2010 (425)
200 yards rushing	Louisiana, 2010 (298)
400 yards passing	Texas Tech, 2003 (409)
300 yards passing	Arkansas, 2010 (327)
600 yards total offense	Louisiana-Monroe, 2003 (612)
500 yards total offense	Arkansas, 2010 (512)
90 plays total offense	Wyoming, 2004 (100)
Four passes intercepted	Tennessee, 2010 (4)
Four pass interceptions	Alabama, 2009 (4)
10 sacks	Mississippi State, 2008 (11)
10 penalties	Alabama, 2010 (12)
100 yards in penalties	Alabama, 2010 (106)
50 points	Fresno State, 2010 (55)
99 yard scoring drive	Memphis State, 1989 (12 plays)
90-plus yard scoring drive	Auburn, 2009 (94 yards, 10 plays; Levan Snead 7-yard pass to Andy Hartman)

THE LAST TIME OLE MISS HELD ITS OPPONENT TO . . .

Less than 10 first downs	Mississippi State, 2008 (8)
10 first downs	Mississippi State, 2006 (10)
Negative yards rushing	Mississippi State, 2008 (-64)
10 yards rushing	Georgia, 1993 (1)
100 yards (or less) rushing	Louisiana, 2010 (76)
Zero yards passing	Alabama, 1988
No pass completions	Alabama, 1988
10 yards passing	Georgia, 1977 (7)
10 pass attempts	Wake Forest, 2006 (5)
Zero yards total offense	Sewanee, 1938
50 yards (or less) total offense	Mississippi State, 2008 (24)
75 yards (or less) total offense	Mississippi State, 2008 (24)
150 yards (or less) total offense	Mississippi State, 2008 (24)
200 yards (or less) total offense	Mississippi State, 2008 (24)
No touchdowns	Southeastern Louisiana, 2009 (6 points)

THE LAST TIME OLE MISS . . .

Had two passers throw for 100 yards	Jacksonville State, 2010 (Nathan Stanley 133, Jeremiah Masoli 109)
Had two passers complete 10 passes	Auburn, 2005 (Micheal Spurlock, 10-18, Ethan Flatt, 11-17)
Had two runners rush for 100 yards	Louisiana, 2010 (Brandon Bolden 136, Enrique Davis 116)
Had two receivers over 100 receiving yards	Louisiana-Monroe, 2003 (Chris Collins 121, Taye Biddle 105)
Had two receivers catch 10 passes	Arkansas, 2002 (Bill Flowers 11, Chris Collins 10)
Had four receivers catch five passes	Georgia, 1997 (John Avery 8, Andre Rone 6, Cory Peterson 6, Rufus French 5)
Had three receivers catch five passes	Missouri, 2007 (Mike Wallace 7, Marshay Green 5, Shay Hodge 5)
Had two receivers catch five passes	Missouri, 2007 (Mike Wallace 7, Marshay Green 5, Shay Hodge 5)
Had a 100-yard rusher and a 100-yard receiver	LSU, 2009 (Dexter McCluster 148 yards rushing/Shay Hodge 117 yards receiving)
Had two players with 200 all-purpose yards	Missouri, 2007 (BenJarvus Green-Ellis 226, Marshay Green 208)
Returned a punt for a TD	Fresno State, 2010 (Jesse Grandy, 51 yards)
Returned a kickoff for a TD	Auburn, 2009 (Jesse Grandy, 82 yards)
Returned an interception for a TD	SLU, 2009 (D.T. Shackelford, 58 yards)
Returned two interceptions for TDs	Northern Illinois, 1993 (Alundis Brice, 37 yards; Antonious Bonner, 46 yards)
Returned a fumble for a TD	Citadel, 2005 (Travis Johnson, 16 yards)
Recovered a fumble for a TD	SMU, 1998 (Michael Boone)
Blocked a punt	Alabama, 2007 (Dustin Mouzon)
Blocked a punt for a TD	Memphis, 2007 (Kendrick Lewis recovered Brandon Sutherland's blocked punt)
Blocked an opponents' FG attempt	Fresno State, 2010 (Allen Walker blocked Goessling's 46-yard attempt)
Blocked an opponents' FG attempt for a TD	Louisiana Tech, 2007 (Brandon Jenkins blocked D. Horwedel's 36-yard attempt, Dustin Mouzon 55-yard return)
Blocked two opponents' FG attempts	Northern Arizona, 2009
Had a punt blocked	Alabama, 2009
Had a punt blocked for a TD	Alabama, 2003

Had a kickoff returned for a TD	Auburn, 2010
Had a punt returned for a TD	Arkansas, 2010
Had an interception returned for a TD	Tennessee, 2010
Had a fumble returned for a TD	Louisiana, 2010
Missed a PAT kick	Vanderbilt, 2009
Had a PAT kick blocked	Auburn, 2009
Had a PAT kick blocked and returned for a two-point conversion	Auburn, 2009
Blocked an opponent's PAT kick	Florida, 2008 (Kentrell Lockett blocked J. Phillip's attempt)
A successful two-point conversion	Arkansas, 2007 (Mike Wallace pass from Brent Scheaffer, 4th quarter)
Had a field goal attempt blocked	LSU, 2009 (Joshua Shene's 45-yard attempt)
Had two field goal attempts blocked	Kentucky, 2005 (Robert Bass' 39-yr attempt, Matt Hinkle's 44-yard attempt)
Gained a first down off a fake field goal attempt	Georgia, 1995
Scored a touchdown off a fake field goal attempt	Alabama, 2008 (Jason Cook 9-yard pass from Rob Park)
Gained a first down off a fake punt	Mississippi State, 2009 (Reggie Hicks 20-yard pass from Billy Tapp)
Recovered an onside kick	Auburn, 2010 (Fon Ingram)
Shut out an opponent	Mississippi State, 2008 (45-0)
Was shut out	Arkansas, 1998 (34-0)
Played an overtime game	Jacksonville State, 2010 (L, 48-49)
Scored a safety	Texas Tech, 2008 (Patrick Trahan sacks Graham Harrell in the end zone)
Scored 2 safeties in the same game	Northern Illinois, 1993 (team)
Gave up a safety	LSU, 2005
Had no turnovers	Kentucky, 2010
Had no penalties	Jacksonville State, 2010
Defeated a nationally ranked team	Texas Tech, 2008 (47-34, #8 Associated Press; #8 ESPN/USAToday Coaches)
Was ranked in top 25	Week 13 2009 (#20 AP; #25 ESPN/USAToday Coaches)
Ended the year ranked in top 25	2008 (#14 AP; #15 ESPN/USAToday Coaches)

THE LAST TIME AN OLE MISS PLAYER . . .

Rushed 30 times	BenJarvus Green-Ellis vs. Missouri, 2007 (33)
Rushed 25 times	Dexter McCluster vs. Tennessee, 2009 (25)
Rushed for 250 yards	Dexter McCluster vs. Tennessee, 2009 (282)
Rushed for 200 yards	Brandon Bolden vs. Fresno State, 2010 (228)
Rushed for 150 yards	Brandon Bolden vs. Fresno State, 2010 (228)
Rushed for 100 yards	Brandon Bolden at Tennessee, 2010 (113)
Passed for 400 yards	Eli Manning vs. Texas Tech, 2003 (409)
Passed for 300 yards	Jeremiah Masoli at Arkansas, 2010 (327)
Attempted 50 passes	Eli Manning vs. Arkansas, 2002 (56)
Attempted 40 passes	Jeremiah Masoli at Alabama, 2010 (40)
Attempted 30 passes	Jeremiah Masoli vs. Auburn, 2010 (33)
Completed 30 passes	Eli Manning vs. South Carolina, 2003 (30)
Completed 20 passes	Jeremiah Masoli vs. Auburn, 2010 (20)
Passed for 4 or more TDs	Jevan Snead vs. Mississippi State, 2008 (4)
Threw 3 or more interceptions	Jeremiah Masoli at Tennessee, 2010 (3)
Had 400 yards Total Offense	Jeremiah Masoli at Arkansas, 2010 (425)
Had 300 yards Total Offense	Jeremiah Masoli at Arkansas, 2010 (425)
Had 100 yards rushing and passing	Jeremiah Masoli vs. Vanderbilt, 2010 (104 rushing, 190 passing)
Had 100 yards rushing and receiving	Dexter McCluster vs. Arkansas, 2009 (123 rushing, 137 receiving)
Had 250 All-Purpose Yards	Dexter McCluster vs. Tennessee, 2009 (324)
Had 200 All-Purpose Yards	Brandon Bolden vs. Louisiana, 2010 (216)
Caught 10 passes	Mike Espy vs. Tennessee, 2005 (10)
Caught 9 passes	Mike Espy vs. Auburn, 2005 (9)
Had 100 receiving yards	Markeith Summers at Arkansas, 2010 (104)
Scored 10 points kicking	Bryson Rose vs. Louisiana, 2010 (19)
Scored 4 touchdowns rushing	Dexter McCluster vs. Tennessee, 2009
Scored 3 touchdowns rushing	Dexter McCluster vs. Tennessee, 2009 (4)
Scored 2 touchdowns rushing	Brandon Bolden at Tennessee, 2010
Scored 3 touchdowns receiving	Chris Collins vs. Auburn, 2002
Scored 2 touchdowns receiving	Markeith Summers at Arkansas, 2010
Intercepted 3 passes	Don Price vs. Vanderbilt, 1986 (3)
Intercepted 2 passes	Dustin Mouzon vs. Memphis, 2007 (2)
Forced 3 fumbles	Rory Johnson vs. Vanderbilt, 2006 (3)
Recovered 2 fumbles	Rory Johnson vs. Vanderbilt, 2006 (2)
Punted for a 70-yard game average	Bill Smith vs. Southern Miss, 1984 (2-84.5)
Kicked a 45-yard Field Goal	Joshua Shene vs. LSU, 2009 (45)
Kicked a 50-yard Field Goal	Joshua Shene vs. Auburn, 2007 (51)
Kicked five field goals in game	Bryson Rose vs. Louisiana, 2010 (5)
Kicked four field goals in game	Bryson Rose vs. Louisiana, 2010 (5)

JACKSONVILLE ST. 49, OLE MISS 48 (2OT)

Game #1 • Sept. 4, 2010

Attendance: 55,768 • Vaught-Hemingway Stadium • Oxford, Miss.

OXFORD, Miss. (AP) -- Ole Miss quarterback Nathan Stanley threw for three touchdown passes, but it wasn't enough as Jacksonville State quarterback Coty Blanchard completed a 2-point conversion pass to Calvin Middleton in double overtime as the Gamecocks pulled off a stunning 49-48 victory over Ole Miss on Saturday.

Blanchard threw a 30-yard touchdown pass to Kevyn Cooper on fourth-and-15 to pull within 48-47 in the second overtime. Then, the Gamecocks made the call to go for the win in the season opener for both teams.

Jacksonville State, a Football Championship Subdivision team from the Ohio Valley Conference, trailed 31-10 at halftime but outscored Ole Miss 21-3 in the fourth quarter to force overtime.

Jeremiah Masoli made his much-anticipated debut for Ole Miss after being cleared by the NCAA on Friday. He completed 7 of 10 passes for 109 yards and one interception.

Ole Miss is 6-6 all-time in overtime games.

It's the first time Jacksonville State has beaten a Football Bowl Subdivision team since Sept. 27, 2001, when the Gamecocks beat Arkansas State.

The Ole Miss offense, which debuted eight new starters, scored on five of six first-half possessions, including four touchdowns. After that, Jacksonville State rolled.

Ole Miss kicker Bryson Rose made a 35-yard field goal to extend the Rebels' lead to 34-26 with 2:55 left in regulation, but Jacksonville State drove the field for a touchdown to pull within 34-32 with 18.9 seconds left. Marques Ivory threw a 2-yard pass to La'Ray Williams for the two-point conversion to tie the game at 34 and send it to overtime.

Ole Miss' Brandon Bolden rushed for 104 yards and a touchdown on 17 carries.

Jacksonville State	7	3	3	21	15	7	8	—	49
Ole Miss	14	17	0	3	14	7	7	—	48

1st Quarter
 13:38 UM M. Harris 41-yd pass from N. Stanley (B. Rose kick)
 9:25 UM J. Grandy 31-yd pass from N. Stanley (B. Rose kick)
 2:30 JSU J. Wadley 15-yd fumble recovery (J. Esco kick)

2nd Quarter
 13:01 UM B. Rose 24-yd field goal
 9:01 JSU J. Esco 45-yd field goal
 7:00 UM M. Summers 18-yd pass from N. Stanley (B. Rose kick)
 00:29 UM E. Davis 1-yd run (B. Rose kick)

3rd Quarter
 5:07 JSU J. Esco 44-yd field goal

4th Quarter
 14:56 JSU C. Middleton 2-yd run (J. Esco kick)
 6:17 JSU J. Shaw 4-yd pass from C. Blanchard (2-pt failed)
 2:55 UM B. Rose 35-yd field goal
 00:18 JSU A. Bonner 19-yd pass from M. Ivory (L. Williams pass from M. Ivory)

Overtime
 JSU A. Bonner 7-yd pass from M. Ivory (J. Esco kick)
 UM B. Bolden 2-yd run (B. Rose kick)
 UM E. Davis 2-yd run (B. Rose kick)
 JSU K. Cooper 30-yd pass from C. Blanchard (Middleton pass from Blanchard)

Team Stats	JSU	UM	Individual Leaders
First Downs	17	23	Rushing
Rushes-Yards	33-103	52-237	UM: B. Bolden, 17-104
Passing Yards	252	242	E. Davis, 17-61
Att.-Comp.-Int.	36-22-0	20-13-1	JSU: C. Middleton, 17-67
Total Plays-Yards	69-355	72-479	D. Barksdale, 6-27
Fumbles-Lost	1-0	2-2	Passing
Penalties-Yards	7-35	0-0	UM: N. Stanley, 10-6-0-133
Punts-Average	5-42.6	1-31.0	J. Masoli, 10-7-1-109
Punt Returns	0-0	1-0	JSU: M. Ivory, 23-13-0-126
KO Returns	5-118	7-123	C. Blanchard, 13-9-0-126
Interceptions	1-24	0-0	Receiving
Possession Time	29:36	30:24	UM: F. Allen, 2-37
3rd Down Conv.	8-17	5-12	M. Summers, 2-32
4th Down Conv.	2-2	1-2	JSU: L. Williams, 6-60
Sacks By-Yards	1-9	2-13	C. Middleton, 5-38

OLE MISS 27, TULANE 13

Game #2 • Sept. 11, 2010

Attendance: 36,389 • Louisiana Superdome • New Orleans, La.

NEW ORLEANS (AP) -- Jeremiah Masoli accounted for 308 yards and two touchdowns as Ole Miss downed Tulane 27-13.

Brandon Bolden rushed for a 16-yard score and Masoli's 70-yard touchdown strike to Markeith Summers gave Ole Miss (1-1) a 24-3 lead at halftime.

Ole Miss withstood a spirited second half by Tulane (1-1). Orleans Darkwa's 1-yard touchdown run helped the Green Wave pull to 24-13 early in the fourth quarter.

Masoli responded with a 61-yard completion to Summers on a rollout, setting up a field goal for the final margin.

Masoli completed 14 of 20 passes for 281 yards and was intercepted once on a tipped pass. He also rushed for 27 yards and a score. Summers finished with five catches for 165 yards.

Linebacker Jonathan Cornell had three sacks for Ole Miss, the last of them jarring the ball loose from Tulane quarterback Ryan Griffin on a fourth-down play in the final minutes.

That allowed Ole Miss to kneel on the ball and run out the clock.

The Rebels took command right away by getting in the end zone on its first two possessions.

The first drive started at the Tulane 42 after Jesse Grandy returned the opening kickoff 51 yards. Ole Miss was stopped on third-and-goal from the 1, but Masoli stretched over the goal line on a fourth-down sneak.

Bolden's 16-yard scoring run capped an 11-play, 78-yard drive on the Rebels' second possession.

Tulane threatened to pull within a touchdown in the second quarter but settled for a field goal on fourth-and-goal from the 2.

The Rebels responded with Bryson Rose's 41-yard field goal, followed by Summers' long score shortly before halftime.

Griffin finished 21 of 30 for 203 yards, hitting D.J. Banks six times for 85 yards. Darkwa's touchdown was the fourth for the freshman in two games.

Ole Miss	14	10	0	3	—	27
Tulane	0	3	7	3	—	13

1st Quarter
 12:04 UM J. Masoli 1-yard run (B. Rose kick)
 3:19 UM B. Bolden 16-yard run (B. Rose kick)

2nd Quarter
 6:51 TU C. Santos 19-yard field goal
 2:24 UM B. Rose 41-yard field goal
 1:19 UM M. Summers 70-yard pass from J. Masoli (B. Rose kick)

3rd Quarter
 1:51 TU O. Darkwa 1-yard run (C. Santos kick)

4th Quarter
 10:24 TU C. Santos 38-yard field goal
 8:00 UM B. Rose 29-yard field goal

Team Stats	UM	TUL	Individual Leaders
First Downs	16	19	Rushing
Rushes-Yards	37-92	29-94	UM: E. Davis, 14-40
Passing Yards	282	218	B. Bolden, 7-32
Att.-Comp.-Int.	22-16-1	31-22-0	TUL: O. Darkwa, 6-53
Total Plays-Yards	59-374	60-312	A. Williams, 7-40
Fumbles-Lost	0-0	3-2	Passing
Penalties-Yards	8-75	4-25	UM: J. Masoli, 20-14-1-281
Punts-Average	4-46.0	5-40.0	N. Stanley, 2-2-0-1
Punt Returns	0-0	3-10	TUL: R. Griffin, 30-21-0-203
KO Returns	4-104	5-107	D. Banks, 1-1-0-15
Interceptions	0-0	1-0	Receiving
Possession Time	31:12	28:48	UM: M. Summers, 5-165
3rd Down Conv.	4-11	2-10	B. Bolden, 4-36
4th Down Conv.	1-1	0-1	TUL: C. Robottom, 7-41
Sacks By-Yards	5-40	1-10	D. Banks, 6-85

VANDERBILT 28, OLE MISS 14

Game #3 • Sept. 18, 2010

Attendance: 51,667 • Vaught-Hemingway • Oxford, Miss.

OXFORD, Miss. (AP) - Ole Miss quarterback Jeremiah Masoli passed for 190 yards and rushed for 104 more, but it wasn't enough as the Rebels dropped their SEC opener 28-14 to Vanderbilt on Saturday at Vaught-Hemingway Stadium.

Warren Norman rushed for 111 yards, including an 80-yard touchdown, as Vanderbilt (1-2, 1-1 SEC) snapped a 10-game conference losing streak dating back to 2008.

It was Norman's third career 100-yard rushing game, and his first against an SEC opponent. The Commodores did most of their damage on the ground, rushing for 227 yards.

Vanderbilt lived off big plays all afternoon. The Commodores scored their first three touchdowns on a 35-yard run by Zac Stacy, a 21-yard interception return by Eddie Foster and the biggest of all - Norman's 80-yard run that gave them the lead for good.

Norman's touchdown came at a critical juncture. Ole Miss (1-2, 0-1) had just tied the score at 14-14 when the 5-foot-10, 195-pound sophomore scored on Vanderbilt's first play from scrimmage, running untouched for the longest run of his career and the second-longest run in school history.

Larry Smith added a 15-yard touchdown run in the fourth quarter. He also completed 9 of 19 passes for 73 yards.

While the Commodores were making the most of their opportunities, Ole Miss couldn't avoid crucial mistakes. The Rebels dropped two touchdown passes, missed a field goal and lost a fumble in the fourth quarter that set up Vanderbilt's final touchdown.

Masoli completed 19 of 35 passes for 190 yards, but threw two interceptions. He rushed for 104 yards, including a 28-yard touchdown run. Korvic Neat scored the team's first touchdown on a 4-yard run.

The Rebels lost despite outgaining the Commodores 385-300. They completed only 5 of 18 third-down opportunities.

Vanderbilt	0	14	7	7	—	28
Ole Miss	0	7	7	0	—	14

2nd Quarter		
7:14	VU	Z. Stacy 35-yard run (R. Fowler kick)
3:36	VU	E. Foster 21-yard interception return (R. Fowler kick)
1:20	UM	K. Neat 4-yard run (B. Rose kick)
3rd Quarter		
8:34	UM	J. Masoli 28-yard run (B. Rose kick)
8:22	VU	W. Norman 80-yard run (R. Fowler kick)
4th Quarter		
8:04	VU	L. Smith 15-yard run (R. Fowler kick)

Team Stats	VU	UM
First Downs	12	18
Rushes-Yards	41-227	44-195
Passing Yards	73	190
Att.-Comp.-Int.	19-9-0	35-19-2
Total Plays-Yards	60-300	79-385
Fumbles-Lost	0-0	2-1
Penalties-Yards	6-55	4-40
Punts-Average	9-39.1	7-44.6
Punt Returns	3-9	0-0
KO Returns	0-0	4-77
Interceptions	2-21	0-0
Possession Time	26:24	33:36
3rd Down Conv.	3-14	5-18
4th Down Conv.	0-1	2-4
Sacks By-Yards	1-6	1-3

Individual Leaders	
Rushing	
VU:	W. Norman, 15-111
	Z. Stacy, 6-46
UM:	J. Masoli, 19-104
	B. Bolden, 10-46
Passing	
VU:	L. Smith, 19-9-0-73
UM:	J. Masoli, 35-19-2-190
Receiving	
VU:	J. Cole, 4-22
	Z. Stacy, 2-10
UM:	J. Grandy, 3-47
	M. Summers, 3-38
	M. Harris, 3-29

OLE MISS 55, FRESNO STATE 38

Game #4 • Sept. 25, 2010

Attendance: 55,267 • Vaught-Hemingway • Oxford, Miss.

OXFORD, Miss. (AP) - After nearly 1,000 yards of total offense and more than 90 points, it was Ole Miss running back Brandon Bolden's numbers that made the difference.

Bolden ran for a career-best 228 yards on 19 carries and two touchdowns. He added a pair of catches for 15 yards and a touchdown before finishing with a recovery of an onside kick that lifted Ole Miss to a 55-38 win over previously unbeaten Fresno State.

The Rebels (2-2) had struggled in second half home game meltdown losses to Jacksonville State and Vanderbilt. Fresno State (2-1) entered the game among the nation's statistical leaders defensively, allowing only 272 yards per game. Ole Miss finished with 578 yards in total offense, including 425 on the ground.

Leading 27-10 at halftime, Bolden scored on a 71-yard touchdown run on the opening play of the third quarter. The Rebels forced a punt by Fresno State on the next series and Jesse Grandy returned it 50 yards for a touchdown that built an insurmountable 41-10 lead.

Fresno State quarterback Ryan Colburn kept it interesting, finishing 32-of-42 for 390 yards and four touchdowns. Despite 420 yards of total offense, the Bulldogs could not overcome five sacks, a lost fumble and blocked field goal attempt.

Bolden recovered the onside kick and scored in the final minute to cap the career-best performance.

Ole Miss quarterback Jeremiah Masoli was an efficient 8-of-12 for 153 yards with touchdown passes to Melvin Harris and Bolden for 30 and 4 yards, respectively. Masoli added 59 rushing yards, including an early 56-yard run that set up the opening touchdown.

Enrique Davis, Jeff Scott and Bolden scored on runs of 8, 55 and 14 yards, respectively. Scott added 92 yard on 11 carries, while linebacker Jonathan Cornell had a game-high 12 tackles, including two for a loss.

Fresno State	7	3	14	14	—	38
Ole Miss	14	13	14	14	—	55

1st Quarter		
11:43	FS	J. Saunders 16-yard pass from R. Colburn (K. Goessling kick)
10:37	UM	E. Davis 8-yard run (B. Rose kick)
2:43	UM	M. Harris 30-yard pass from J. Masoli (B. Rose kick)
2nd Quarter		
14:15	UM	J. Scott 55-yard run (B. Rose kick)
9:30	FS	K. Goessling 50-yard field goal
4:06	UM	B. Rose 40-yard field goal
0:15	UM	B. Rose 20-yard field goal
3rd Quarter		
14:42	UM	B. Bolden 71-yard run (B. Rose kick)
12:30	UM	J. Grandy 51-yard punt return (B. Rose kick)
9:30	FS	J. Hamler 9-yard pass from R. Colburn (K. Goessling kick)
7:00	FS	A. Raphael 3-yard pass from R. Colburn (K. Goessling kick)
4th Quarter		
9:42	UM	B. Bolden 4-yard pass from J. Masoli (B. Rose kick)
7:29	FS	T. Taumoepeau 1-yard pass from R. Colburn (K. Goessling kick)
3:20	FS	M. Harris 2-yard run (K. Goessling kick)
0:35	UM	B. Bolden 14-yard run (B. Rose kick)

Team Stats	FS	UM
First Downs	23	19
Rushes-Yards	33-30	47-425
Passing Yards	390	153
Att.-Comp.-Int.	43-32-0	12-8-1
Total Plays-Yards	76-420	59-578
Fumbles-Lost	1-1	3-1
Penalties-Yards	5-35	3-20
Punts-Average	4-37.0	1-40.0
Punt Returns	1-8	2-34
KO Returns	6-145	6-105
Interceptions	1-39	0-0
Possession Time	34:02	25:58
3rd Down Conv.	5-14	7-13
4th Down Conv.	3-3	1-1
Sacks By-Yards	0-0	5-22

Individual Leaders	
Rushing	
FS:	R. Rouse, 7-22
UM:	B. Bolden, 19-228
	J. Scott, 11-74
	J. Masoli, 8-59
Passing	
FS:	R. Colburn, 42-32-0-390
UM:	J. Masoli, 12-8-1-153
Receiving	
FS:	J. Hamler, 8-130
	M. Lindsay, 6-102
UM:	M. Harris, 3-54
	J. Grandy, 2-33
	B. Bolden, 2-15

OLE MISS 42, KENTUCKY 35

Game #5 • Oct. 2, 2010

Attendance: 55,344 • Vaught-Hemingway • Oxford, Miss.

OXFORD, Miss. (AP) - Quarterback Jeremiah Masoli wasn't amazing, but thanks to some help from his defense, he was certainly opportunistic.

That was good enough as Ole Miss beat Kentucky 42-35.

Masoli, who helped the Rebels take advantage of good field position throughout the game, accounted for four touchdowns despite otherwise pedestrian stats. He completed 9 of 17 passes for 90 yards and three touchdowns and rushed for 43 yards and a touchdown.

Ole Miss (3-2, 1-1 SEC) has won seven of its past nine games against the Wildcats. Kentucky (3-2, 0-2) hasn't won in Oxford since 1978 - a streak spanning five games.

Kentucky opened the game with an impressive 8-play, 60-yard touchdown drive, capped by a 7-yard touchdown run by Derrick Locke. The Wildcats had little trouble moving the ball all afternoon, outgaining the Rebels 424 yards to 301.

But every time they tried to gain further momentum, there would be a crucial error. Ole Miss scored all three of its first-half touchdowns on drives immediately following Kentucky turnovers.

Charles Sawyer's interception was the first for Ole Miss this season. The Rebels were one of only three teams in the nation that didn't have an interception going into Saturday's games.

Kentucky's Craig McIntosh kicked a 50-yard field goal just before halftime to pull the Wildcats within 21-17.

Ole Miss pulled away in the second half, putting together drives of 75 and 60 yards, respectively, to take a 35-20 lead by the end of the third quarter. The Rebels added another touchdown early in the fourth quarter on a 4-yard pass from Masoli to Ferbia Allen for a 42-20 lead.

Kentucky scored 15 unanswered points to pull within 42-35 with 1:34 remaining in the game, but the Wildcats' ensuing onside kick bounced off several pairs of hands before going out of bounds as Ole Miss hung on for its second straight victory.

Ole Miss' Brandon Bolden rushed for 108 yards and a touchdown on 23 carries. It was his first 100-yard rushing game against an SEC opponent.

The Rebels' offense is averaging 37.4 points through five games - the program's best mark since 1935.

Kentucky	7	10	3	15	—	35
Ole Miss	7	14	14	7	—	42

1st Quarter
 12:04 UK D. Locke 7-yard run (C. McIntosh kick)
 3:58 UM R. Scott 4-yard run (B. Rose kick)

2nd Quarter
 14:19 UK R. Cobb 15-yard pass from M. Hartline (C. McIntosh kick)
 10:39 UM H. Greer 8-yard pass from J. Masoli (B. Rose kick)
 8:33 UM B. Bolden 2-yard run (B. Rose kick)
 0:00 UK C. McIntosh 50-yard field goal

3rd Quarter
 11:38 UM B. Bolden 8-yard pass from J. Masoli (B. Rose kick)
 6:28 UK C. McIntosh 42-yard field goal
 1:58 UM J. Masoli 1-yard run (B. Rose kick)

4th Quarter
 14:53 UM F. Allen 4-yard pass from J. Masoli (B. Rose kick)
 10:12 UK D. Locke 3-yard run (R. Cobb pass from M. Hartline)
 1:34 UK C. Matthews 13-yard pass from M. Hartline (C. McIntosh kick)

Team Stats	UK	UM	Individual Leaders
First Downs	21	19	Rushing
Rushes-Yards	30-124	51-211	UK: D. Locke, 19-68
Passing Yards	300	90	UM: B. Bolden, 23-108
Att.-Comp.-Int.	47-27-1	17-9-0	J. Masoli, 9-43
Total Plays-Yards	77-424	68-301	Passing
Fumbles-Lost	2-2	0-0	UK: M. Hartline, 46-27-1-300
Penalties-Yards	7-68	6-46	UM: J. Masoli, 17-9-0-90
Punts-Average	4-50.5	8-43.2	Receiving
Punt Returns	5-85	2-73	UK: D. Locke, 8-108
KO Returns	4-102	2-39	R. Cobb, 6-108
Interceptions	0-0	1-38	C. Matthews, 6-59
Possession Time	29:41	30:19	UM: M. Harris, 2-46
3rd Down Conv.	6-16	5-13	B. Bolden, 2-17
4th Down Conv.	3-5	0-0	H. Greer, 2-7
Sacks By-Yards	1-6	0-0	

#8 ALABAMA 23, OLE MISS 10

Game #6 • Oct. 16, 2010

Attendance: 101,821 • Bryant-Denny Stadium • Tuscaloosa, Ala.

TUSCALOOSA, Ala. (AP) - Jeremiah Masoli tossed a touchdown pass and ran for 40 yards, but it wasn't enough as Ole Miss fell to No. 8 Alabama 23-10.

The Rebels (3-3, 1-2) came in averaging 37 points and had scored 97 in their previous two games. Their waning comeback hopes ended with Mark Barron's interception in the final 5 minutes. Marcell Dareus tipped the ball at the line and then DeQuan Menzie batted the ball into the air before Barron caught it.

But Mark Ingram and the Alabama running game were largely stymied by Ole Miss. Ingram, whose hopes for a repeat Heisman Trophy absorbed a huge blow with a rough game against the Gamecocks, was held to 60 yards on 15 carries.

The Tide's backfield did manage the one explosive play midway through the third quarter that effectively put it out of reach. Alabama's offense appeared stalled on third-and-11 when McElroy threw to Richardson, the other half of a formidable tailback duo that is suddenly struggling as opposing teams stack defenders near the line.

Richardson shook off tacklers at the line and sprinted down the left sideline for a 23-3 lead.

It was more than enough cushion with Alabama's defense staging a nice comeback a week after giving up 35 points to the Gamecocks.

The Tide defenders swarmed and kept Masoli in check on the ground and in a hurry to get rid of the ball. Ole Miss had just 41 yards and two first downs by halftime before starting to move the ball at times in the second half.

Masoli was 18-of-40 passing for 110 yards with a touchdown and interception.

The Rebels finally got into the end zone with Masoli's 15-yard pass to Melvin Harris with 4:40 left in the third quarter. It came on third-and-7, but by then thousands of Alabama fans had already headed for the exits.

Ole Miss didn't help its cause by committing 12 penalties for 106 yards.

Cade Foster kicked field goals of 49 and 44 yards for the Tide, while Jeremy Shelley had a 19-yarder.

Ole Miss	0	3	7	0	—	10
Alabama	10	6	7	0	—	23

1st Quarter
 8:57 UA P. Dial 7-yard pass from G. McElroy (J. Shelley kick)
 0:58 UA C. Foster 49-yard field goal

2nd Quarter
 5:32 UA J. Shelley 19-yard field goal
 1:28 UM B. Rose 22-yard field goal

3rd Quarter
 7:22 UA T. Richardson 85-yard pass from G. McElroy (J. Shelley kick)
 4:40 UM M. Harris 15-yard pass from J. Masoli (B. Rose kick)

Team Stats	UM	UA	Individual Leaders
First Downs	13	15	Rushing
Rushes-Yards	26-133	34-100	UM: J. Masoli, 10-40
Passing Yards	110	219	J. Scott, 5-39
Att.-Comp.-Int.	40-18-1	25-17-0	UA: M. Ingram, 15-60
Total Plays-Yards	66-243	59-319	T. Richardson, 11-45
Fumbles-Lost	0-0	2-1	Passing
Penalties-Yards	12-106	8-52	UM: J. Masoli, 40-18-1-110
Punts-Average	8-47.9	5-38.2	UA: G. McElroy, 25-17-0-219
Punt Returns	0-0	6-125	Receiving
KO Returns	4-77	3-74	UM: B. Bolden, 4-32
Interceptions	0-0	1-4	M. Harris, 4-25
Possession Time	27:17	32:43	J. Logan, 4-23
3rd Down Conv.	8-19	5-15	UA: T. Richardson, 5-101
4th Down Conv.	1-2	0-0	M. Maze, 3-42
Sacks By-Yards	4-16	2-5	

#21 ARKANSAS 38, OLE MISS 24

Game #7 • Oct. 23, 2010

Attendance: 73,619 • DWR Razorback Stadium • Fayetteville, Ark.

FAYETTEVILLE, Ark. (AP) - Ole Miss quarterback Jeremiah Masoli threw for 327 yards and three touchdown passes, two to wide receiver Markeith Summers, and rushed for 98 yards, but it wasn't enough as the Rebels fell to No. 21 Arkansas 38-24 on the road.

The Razorbacks (5-2, 2-2 SEC) got a 97-yard punt return for a touchdown from Joe Adams in rebounding from a loss to Auburn last week. The game was delayed twice by lightning that sent fans and both teams scurrying for cover.

Arkansas led throughout the game, but the Rebels (3-4, 1-3) twice pulled within a touchdown in the fourth quarter after a two scoring passes from Jeremiah Masoli to Markeith Summers.

Both times, however, Knile Davis answered with touchdown runs for the Razorbacks - the first from 71 yards out and the second from 22. He finished with 176 yards and three touchdowns.

Arkansas quarterback Ryan Mallett, returning from a concussion sustained last week, finished 13-of-24 passing for 196 yards before leaving the game in the second half.

Masoli's 425 yards of total offense marked the second-highest total in Ole Miss history.

Ole Miss	0	3	7	14	—	24
Arkansas	14	7	3	14	—	38

1st Quarter
 8:08 AR K. Davis 2-yard run (Z. Hocker kick)
 4:33 AR G. Childs 23-yard pass from R. Mallett (Z. Hocker kick)

2nd Quarter
 6:02 AR J. Adams 97-yard punt return (Z. Hocker kick)
 1:40 UM B. Rose 22-yard field goal

3rd Quarter
 11:16 AR Z. Hocker 46-yard field goal
 10:30 UM J. Logan 18-yard pass from J. Masoli (B. Rose kick)

4th Quarter
 11:39 UM M. Summers 43-yard pass from J. Masoli (B. Rose kick)
 11:11 AR K. Davis 71-yard run (Z. Hocker kick)
 9:04 UM M. Summers 22-yard pass from J. Masoli (B. Rose kick)
 7:15 AR K. Davis 22-yard run (Z. Hocker kick)

Team Stats	UM	AR	Individual Leaders
First Downs	21	16	Rushing
Rushes-Yards	42-185	27-197	UM: J. Masoli, 15-98
Passing Yards	327	267	J. Scott, 11-62
Att.-Comp.-Int.	36-21-0	29-16-1	AR: K. Davis, 22-176
Total Plays-Yards	78-512	56-464	Passing
Fumbles-Lost	2-2	1-1	UM: J. Masoli, 36-21-0-327
Penalties-Yards	8-55	8-55	AR: R. Mallett, 24-13-1-196
Punts-Average	7-50.9	7-41.7	T. Wilson, 5-3-0-71
Punt Returns	3-58	4-144	Receiving
KO Returns	3-67	3-66	UM: J. Logan, 5-84
Interceptions	1-6	0-0	M. Harris, 4-53
Possession Time	36:11	23:49	B. Bolden, 4-31
3rd Down Conv.	4-17	3-11	M. Summers, 3-104
4th Down Conv.	2-3	0-0	AR: G. Childs, 4-45
Sacks By-Yards	2-7	1-2	D. Williams, 2-55

#1 AUBURN 51, OLE MISS 31

Game #8 • Oct. 30, 2010

Attendance: 61,474 • Vaught-Hemingway • Oxford, Miss.

OXFORD, Miss. (AP) - Freshman Jeff Scott rushed for 134 yards and a touchdown and junior Brandon Bolden added two more rushing scores, but Ole Miss fell to the top-ranked Auburn Tigers 51-31 on Saturday night.

Cam Newton caught a touchdown pass, to go with the two TD passes he threw, and Mike Dyer ran for 180 yards for Auburn (9-0, 6-0). The Rebels (3-5, 1-4) ended Newton's string of four straight 170-yard rushing efforts against SEC defenses, but the Heisman Trophy contender passed for 209. He also caught a 20-yard touchdown pass from receiver Kodi Burns.

Newton was 18-of-24 passing, and ran 11 times for 45 yards after running wild in recent weeks. He missed a couple of open receivers for possible touchdowns but got more than ample help from his supporting cast against the Rebels.

Newton became the third Auburn player to have touchdowns passing, rushing and receiving in the same season, joining Carnell Williams (2004) and Kodi Burns (2009), the former quarterback who hooked up with Newton. The 6-foot-6 Newton outfought 5-10 cornerback Jeremy McGee in the end zone for a 20-yard touchdown catch from the receiver in the role reversal.

The Tigers racked up 572 total yards and punted for the first time with less than three minutes left in the third quarter.

Jeremiah Masoli, a transfer and double-threat like Newton, completed 20 of 33 passes for 189 yards with a touchdown and an interception for Ole Miss. He ran for 29 yards.

Scott raced 83 yards for a touchdown on the second play from scrimmage for the Rebels. He finished with 134 yards on nine carries. Bolden rushed for touchdowns of 20 and 5 yards in the fourth quarter.

The Rebels briefly made some noise in the fourth after Auburn had gone on a 30-3 spurt. Ole Miss recovered the onside kick after Bolden's 20-yarder.

The Rebels went three and out and then the teams traded touchdowns to end the rout.

Ole Miss coach Houston Nutt's fourth-and-1 gamble from his own 40 backfired late in the half. It failed, and Auburn added a field goal at the end to make it 34-17 at the half.

Auburn	14	20	10	7	—	51
Ole Miss	14	3	0	14	—	31

1st Quarter
 14:33 UM J. Scott 83-yard run (B. Rose kick)
 12:04 AU C. Newton 20-yard pass from K. Burns (W. Byrum kick)
 8:06 AU O. McCalebb 68-yard run (W. Byrum kick)
 5:14 UM M. Summers 29-yard pass from J. Masoli (B. Rose kick)

2nd Quarter
 14:07 AU W. Byrum 25-yard field goal
 6:51 AU D. Adams 24-yard pass from C. Newton (W. Byrum kick)
 2:41 UM B. Rose 32-yard field goal
 2:26 AU D. Washington 95-yard kickoff return (W. Byrum kick)
 0:06 AU W. Byrum 35-yard field goal

3rd Quarter
 11:29 AU W. Byrum 48-yard field goal
 7:47 AU M. Dyer 30-yard run (W. Byrum kick)

4th Quarter
 12:28 UM B. Bolden 20-yard run (B. Rose kick)
 4:36 AU T. Zachery 10-yard pass from C. Newton (W. Byrum kick)
 1:53 UM B. Bolden 5-yard run (B. Rose kick)

Team Stats	AU	UM	Individual Leaders
First Downs	28	17	Rushing
Rushes-Yards	46-343	31-218	AU: M. Dyer, 21-180
Passing Yards	229	189	O. McCalebb, 9-99
Att.-Comp.-Int.	25-19-0	33-20-1	UM: J. Scott, 9-134
Total Plays-Yards	71-572	64-407	Passing
Fumbles-Lost	1-1	1-0	AU: C. Newton, 24-18-0-209
Penalties-Yards	4-36	1-5	UM: J. Masoli, 33-20-1-189
Punts-Average	1-36.0	5-40.2	Receiving
Punt Returns	1-(-2)	0-0	AU: D. Adams, 6-75
KO Returns	5-176	9-173	E. Blake, 5-60
Interceptions	1-0	0-0	T. Zachery, 5-54
Possession Time	33:14	26:46	UM: M. Harris, 5-45
3rd Down Conv.	9-13	6-14	M. Summers, 4-66
4th Down Conv.	0-0	1-2	J. Logan, 4-46
Sacks By-Yards	0-0	2-9	

OLE MISS 43, LOUISIANA 21

TENNESSEE 52, OLE MISS 14

Game #9 • Nov. 6, 2010

Attendance: 53,144 • Vaught-Hemingway • Oxford, Miss.

Game #10 • Nov. 13, 2010

Attendance: 96,044 • Neyland Stadium • Knoxville, Tenn.

OXFORD, Miss. (AP) - With a punishing running game led by Brandon Bolden's 136 rushing yards and two touchdowns, the Rebels plowed past Louisiana 43-21.

Ole Miss quarterback Jeremiah Masoli left the game after suffering a concussion in the first quarter with the Rebels leading 24-7. His backup, sophomore Nathan Stanley, completed 6 of 14 passes for 108 yards, but let his running backs and kicker do most of the work.

Bolden was the best of the bunch, also catching four passes for 80 yards and a touchdown. But Enrique Davis was a big part of the offense as well, adding 116 rushing yards as the Rebels gained 298 yards on the ground. It's the first time Ole Miss (4-5) has had two 100-yard rushers in one game since 1999.

Bryson Rose added a career-high five field goals as the Rebels snapped a three-game losing streak.

Louisiana (2-7) has lost five straight games and is 0-37 all-time against teams from the Southeastern Conference. Brad McGuire completed 7 of 21 passes for 139 yards, one touchdown and two interceptions. He also rushed for 42 yards and a touchdown.

Ole Miss looked like it would win easily in the first quarter, bolting out to a 17-7 lead on Masoli's 6-yard touchdown run. But Masoli appeared dazed after the play and played just one more series, throwing a 15-yard touchdown pass to Bolden before leaving for good.

Louisiana rallied in the second quarter, pulling within 27-21 after Melvin White's 93-yard fumble recovery for a touchdown silenced the crowd at Vaught-Hemingway Stadium.

But Rose kicked his third field goal of the game just before halftime and added two more in the second half, helping the Rebels slowly pull away for the victory. Rose connected twice from 30 yards, and once each from 27, 24 and 20 yards. His 19 total points in the game ranks second for a kicker in school history.

Louisiana never scored in the second half. The Ole Miss defense, which was giving up 34.4 points per game before Saturday's game, held the Ragin' Cajuns to just 215 total yards and forced three turnovers.

KNOXVILLE, Tenn. (AP) - Despite Rebel running back Brandon Bolden's fifth 100-yard rushing game of the season and a pair of touchdowns, Ole Miss fell 52-14 on the road at Tennessee.

Tyler Bray threw three touchdown passes, two of them to Justin Hunter, and Tauren Poole ran for two more as Tennessee got its first Southeastern Conference win of the season.

On Tennessee's first play from scrimmage, Bray attempted a pass to Gerald Jones which was tipped by Ole Miss' Jonathan Cornell right into the hands of Justin Hunter. Hunter had 80 yards of green space and took it all the way to the end zone.

The Vols (4-6, 1-5) were in control the whole game, thanks to Bray's passing. The Vols had only seven yards on the ground in the first half but countered it with 265 yards by air.

By the end of the game, Tennessee had outgained Ole Miss 441 yards to 295 on offense. Bray finished 18 for 34 with 323 yards. In two games as the starter, Bray has completed 37 of 67 for 648 yards and eight touchdowns without turning the ball over.

Hunter had 114 yards on three catches and Poole had 107 yards on 12 carries.

Ole Miss (4-6, 1-5) couldn't get its offense going with Masoli being pressured by the Vols' defensive line all day. The Rebels entered the game having given up only seven sacks in eight games, but the Vols took Masoli down twice and sacked backup Nathan Stanley once.

Masoli finished 7-for-18 with 80 yards, three interceptions and no touchdowns, and the quarterback known for his scrambling abilities had even less success on the ground with 22 yards rushing.

Ole Miss entered the game with a ground game that ranked second in the SEC and 13th in the nation, and the Rebels tailbacks did their best to make up for Masoli's struggles. Bolden ran for 113 yards and scored on touchdown runs of 17 yards and 2 yards for the Rebels' only scores.

Louisiana	7	14	0	0	—	21
Ole Miss	24	6	3	10	—	43

1st Quarter
 12:24 UL A. Spikes 27-yard pass from B. McGuire (B. Baer kick)
 10:04 UM B. Bolden 2-yard run (B. Rose kick)
 4:50 UM B. Rose 24-yard field goal
 3:19 UM J. Masoli 6-yard run (B. Rose kick)
 0:41 UM B. Bolden 15-yard pass from J. Masoli (B. Rose kick)

2nd Quarter
 8:03 UM B. Rose 30-yard field goal
 4:51 UL B. McGuire 3-yard run (B. Baer kick)
 0:31 UL M. White 93-yard fumble recovery (B. Baer kick)
 0:00 UM B. Rose 30-yard field goal

3rd Quarter
 1:43 UM B. Rose 27-yard field goal

4th Quarter
 10:56 UM B. Rose 20-yard field goal
 0:58 UM B. Bolden 3-yard run (B. Rose kick)

Ole Miss	0	14	0	0	—	14
Tennessee	21	10	14	7	—	52

1st Quarter
 12:27 UT J. Hunter 80-yard pass from T. Bray (D. Lincoln kick)
 3:53 UT D. Moore 17-yard pass from T. Bray (D. Lincoln kick)
 2:33 UT E. Gordon 46-yard interception return (D. Lincoln kick)

2nd Quarter
 14:54 UM B. Bolden 17-yard run (B. Rose kick)
 6:35 UT J. Hunter 22-yard pass from T. Bray (D. Lincoln kick)
 1:54 UM B. Bolden 2-yard run (B. Rose kick)
 0:56 UT D. Lincoln 43-yard field goal

3rd Quarter
 11:46 UT P. Waggner 10-yard interception return (D. Lincoln kick)
 7:27 UT T. Poole 36-yard run (D. Lincoln kick)

4th Quarter
 8:46 UT T. Poole 35-yard run (D. Lincoln kick)

Team Stats	UL	UM
First Downs	13	24
Rushes-Yards	24-76	50-298
Passing Yards	139	180
Att.-Comp.-Int.	21-7-2	22-11-0
Total Plays-Yards	45-215	72-478
Fumbles-Lost	2-1	2-1
Penalties-Yards	6-55	8-64
Punts-Average	5-43.6	2-35.5
Punt Returns	0-0	2-42
KO Returns	9-160	3-80
Interceptions	0-0	2-15
Possession Time	23:12	36:48
3rd Down Conv.	5-11	7-14
4th Down Conv.	0-0	1-1
Sacks By-Yards	0-0	4-28

Individual Leaders
Rushing
UL: B. McGuire, 14-42
UM: B. Bolden, 18-136
E. Davis, 19-116
Passing
UL: B. McGuire, 21-7-2-139
UM: N. Stanley, 14-6-0-108
J. Masoli, 8-5-0-72
Receiving
UL: A. Spikes, 2-54
UM: B. Bolden, 4-80
M. Harris, 3-41

Team Stats	UM	UT
First Downs	14	20
Rushes-Yards	39-196	28-118
Passing Yards	99	323
Att.-Comp.-Int.	24-10-4	35-18-0
Total Plays-Yards	63-295	63-441
Fumbles-Lost	2-1	2-0
Penalties-Yards	6-72	6-45
Punts-Average	8-48.1	8-37.1
Punt Returns	6-22	3-(-12)
KO Returns	8-148	1-47
Interceptions	0-0	4-95
Possession Time	29:27	30:33
3rd Down Conv.	2-12	7-16
4th Down Conv.	0-1	0-0
Sacks By-Yards	3-18	3-15

Individual Leaders
Rushing
UM: B. Bolden, 12-113
E. Davis, 11-40
UT: T. Poole, 12-107
Passing
UM: J. Masoli, 18-7-3-80
N. Stanley, 6-3-1-19
UT: T. Bray, 34-18-0-323
Receiving
UM: M. Harris, 3-43
D. Moore, 4-88
G. Jones, 4-48
L. Stocker, 4-40
J. Hunter, 3-114

83 - FERBIA ALLEN

6-4 • 245 • So.-1L • TE
Pine Bluff, Ark. (Dollaway)

Has started at TE in eight of 10 games this season ... vs. *Jacksonville St. (9/4)*: Two catches for a career-high 37 yards in start ... Included a career-long reception of 27 yards ... vs. *Vanderbilt (9/18)*: Caught one pass for seven yards ... vs. *Kentucky (10/2)*: Caught one pass for four yards and first career TD ... at *Alabama (10/16)*: Started but did not catch a pass ... Recorded a solo tackle ... at *Arkansas (10/23)*: Caught one pass for three yards ... vs. *Auburn (10/30)*, vs. *UL-L (11/6)*, at *Tennessee (11/13)*: Started but did not catch a pass.

ALLEN'S CAREER STATISTICS

—RECEIVING—

Year	G-S	Rec	Yds	TD	Lg	Avg.
2009	13-5	6	46	0	13	7.7
2010	10-8	5	51	1	27	10.2
Total	23-13	11	97	1	27	8.8

ALLEN'S CAREER HIGHS

RECEPTIONS: 3, vs. Southeastern La. (9/19/09)
RECEIVING YARDS: 29, vs. Southeastern La. (9/19/09)
LONG RECEPTION: 27, vs. Jacksonville St. (9/4/10)
RECEIVING TDs: 1, vs. Kentucky (10/2/10)

94 - LAMARK ARMOUR

6-2½ • 280 • Sr.-3L • DT
Nashville, Tenn. (Hunters Lane)

Has played in every game this season with starts in three of the last five games ... vs. *Jacksonville St. (9/4)*: Recorded one assisted tackle ... vs. *Vanderbilt (9/18)*: Posted one solo stop ... vs. *Fresno St. (9/25)*: Posted one solo stop ... vs. *Kentucky (10/2)*: Collected two solo tackles and 1.0 TFL ... at *Alabama (10/16)*: Garnered his first career start and set a career high with six tackles (two solo), including 0.5 sack ... at *Arkansas (10/23)*: Notched three tackles, including a sack, in start ... vs. *Auburn (10/30)*: Started and recorded one tackle ... vs. *UL-L (11/6)*: Had one assisted tackle ... Granted a sixth year eligibility waiver by the NCAA due to having injuries that kept him from playing two seasons.

ARMOUR'S CAREER STATISTICS

—DEFENSE—

Year	G-S	UT	AT	TT	TFL-YDS	Sacks-Yds
2009	13-0	12	4	16	1.5-13	1.5-13
2010	10-3	8	8	16	2.5-6	1.5-5
Total	27-3	20	12	32	4.0-19	3.0-18

Year	CF	FR	PD	PRES	INT	BLK
2009	0	1	0	1	0	0
2010	0	0	0	0	0	0
Total	0	1	0	1	0	0

ARMOUR'S CAREER HIGHS

TACKLES: 6, at Alabama (10/16/10)
SOLO TACKLES: 2, 6x, MR: at Alabama (10/16/10)
TFLs: 1.0, 3x, MR: at Arkansas (10/23/10)
QB SACKS: 1.0, 2x, MR: at Arkansas (10/23/10)

95 - BRYON BENNETT

6-2 • 250 • Fr.-HS • DL
Madison, Miss. (Madison Central)

Has not seen action.

48 - JUSTIN BIGHAM

6-0½ • 231 • Fr.-RS • FB
Southaven, Miss. (DeWitt)

Has not seen action.

34 - BRANDON BOLDEN

5-11 • 215 • Jr.-2L • RB
Baton Rouge, La. (Scotlandville Magnet)

Has played in all 10 games with nine starts this season ... Ranks fifth in the SEC in rushing (84.0 ypg) ... Sixth in the SEC in all-purpose yards (111.1 ypg) and eighth in the league in points per game (8.4 ppg) ... vs. *Jacksonville St. (9/4)*: Rushed for a team-high 104 yards and a TD on 17 carries in start ... Also caught one pass for 34 yards ... at *Tulane (9/11)*: Rushed seven times for 32 yards and a TD ... Also had a career high-tying four catches for 36 yards ... vs. *Vanderbilt (9/18)*: Ran for 46 yards on 10 carries and caught two passes for 22 yards ... vs. *Fresno St. (9/25)*: Registered a career-high 243 all-purpose yards and three total TDs ... Ran for a career-high 228 yards on a career-high 19 carries with two TDs ... Sixth-highest single-game rushing total in school history ... Recorded a career-long run of 71 yards (TD) and a 60-yarder ... Also had two catches for 15 yards and a TD ... vs. *Kentucky (10/2)*: Rushed a career-high 23 times for 108 yards and a touchdown ... Also caught two passes for 17 yards and a score ... at *Alabama (10/16)*: Rushed for 32 yards on 10 carries and led the team in receiving with four catches for 32 yards ... at *Arkansas (10/23)*: Rushed for 9 yards on 11 carries and caught four passes for 31 yards ... vs. *Auburn (10/30)*: Rushed for 33 yards on six carries and two TD ... Also caught one pass for nine yards ... Recorded a solo tackle ... vs. *UL-L (11/6)*: Rushed for a team-high 136 yards on 18 carries with two TD ... Caught a team-high four receptions for 80 yards, including a career-long 45-yard reception, and a TD ... The four catches tied a career-high ... at *Tennessee (11/13)*: Rushed for 113 yards on 12 carries with two TD ... Also tallied three tackles and forced a fumble on special teams.

BOLDEN'S CAREER STATISTICS

—RUSHING—

Year	G-S	Att	Yds	TD	Lg	Avg.
2008	13-0	98	542	5	44	5.5
2009	13-8	129	614	4	45	4.8
2010	10-9	133	840	11	71	6.3
Total	36-17	360	1996	20	71	5.5

—PASSING—

Year	G-S	Cmp-Att	Pct.	Yds	TD	INT	LP
2008	13-0	1-1	1.000	37	0	0	37
Total	36-17	1-1	1.000	37	0	0	37

—RECEIVING—

Year	G-S	Rec	Yds	TD	Lg	Avg.
2008	13-0	10	107	1	33	10.7
2009	13-8	20	209	1	43	10.4
2010	10-9	25	271	3	45	10.8
Total	36-17	55	587	5	45	10.7

—KICKOFF RETURNS—

Year	G	Ret	Yds	TD	Lg	Avg.
2008	13	7	108	0	28	15.4
2009	13	7	162	0	29	23.1
Total	36	14	270	0	29	19.3

BOLDEN'S CAREER HIGHS

RUSHING ATTEMPTS: 23, vs. Kentucky (10/2/10)
RUSHING YARDS: 228, vs. Fresno St. (9/25/10)
LONGEST RUSH: 71, vs. Fresno St. (9/25/10)
RUSHING TDs: 2, 5x, MR: at Tennessee (11/3/10)
100-YARD RUSHING GAMES: 7, MR: 113 at Tennessee (11/13/10)
200-YARD RUSHING GAMES: 1, 228 vs. Fresno St. (9/25/10)
RECEPTIONS: 4, 6x, MR: vs. UL-L (11/6/10)
RECEIVING YARDS: 80, vs. UL-L (11/6/09)
RECEIVING TDs: 1, 5x, MR: vs. UL-L (11/6/10)
LONG RECEPTION: 45, vs. UL-L (11/6/10)
PASSING ATTEMPTS: 1, vs. Memphis (8/30/08)
COMPLETIONS: 1, vs. Memphis (8/30/08)
PASSING YARDS: 37, vs. Memphis (8/30/08)
LONG COMPLETION: 37, vs. Memphis (8/30/08)
KICKOFF RETURNS: 3, 2x, MR: at Wake Forest (9/6/08)
KICKOFF RETURN YARDS: 53, vs. Memphis (8/30/08)
LONG RETURN: 29, at South Carolina (9/24/09)
ALL-PURPOSE YARDS: 243, vs. Fresno St. (9/25/10)

21 - LIONEL BREAU

6-0 • 198 • Sr.-3L • WR
New Orleans, La. (McDonogh 35)

Team captain ... Has played in 10 games with four starts ... vs. *Jacksonville St. (9/4)*: Caught one pass for 16 yards in start ... at *Tulane (9/11)*: Had two catches for 34 yards in start ... Also had a career-high two tackles on special teams ... vs. *Vanderbilt (9/18)*: One catch for seven yards and one tackle on special teams ... at *Alabama (10/16)*: Tied career high with three receptions, totaling 10 yards ... at *Arkansas (10/23)*: One rush for one yard in start ... vs. *Auburn (10/30)*: Started but did not make a catch ... at *Tennessee (11/13)*: Assisted on a tackle.

BREAU'S CAREER STATISTICS

—RUSHING—

Year	G-S	Att	Yds	TD	Lg	Avg.
2008	13-5	3	16	0	15	5.3
2009	13-5	0	0	0	0	0
2010	10-4	1	1	0	1	1.0
Total	46-14	4	17	0	15	4.2

—RECEIVING—

Year	G-S	Rec	Yds	TD	Lg	Avg.
2008	13-5	12	178	0	39	14.8
2009	13-5	13	160	1	24	12.3
2010	10-4	7	67	0	29	9.6
Total	46-14	32	405	1	39	12.7

—KICKOFF RETURNS—

Year	G	Ret	Yds	TD	Lg	Avg.
2008	13	2	44	0	24	22.0
2009	13	1	26	0	26	26.0
Total	46	3	70	0	26	23.3

—SPECIAL TEAMS TACKLES—

Year	G-S	UT	AT	TT	TFL-YDS	Sacks-Yds
2007	10-1	2	0	2	0.0-0	0-0
2008	13-5	5	2	7	0.0-0	0-0
2009	13-5	2	2	4	0.5-1	0-0
2010	10-4	3	1	4	0.0-0	0-0
Total	46-14	12	5	17	0.5-1	0-0

BREAU'S CAREER HIGHS

RUSHING ATTEMPTS: 1, 4x, MR: at Arkansas (10/23/10)
RUSHING YARDS: 15, at Florida (9/27/08)
LONGEST RUSH: 15, at Florida (9/27/08)
RECEPTIONS: 3, 4x, MR: at Alabama (10/16/10)
RECEIVING YARDS: 55, at Alabama (10/18/08)
RECEIVING TDs: 1, vs. UAB (10/17/09)
LONG RECEPTION: 39, at LSU (11/22/08)
TACKLES: 2, at Tulane (9/11/10)
SOLO TACKLES: 2, at Tulane (9/11/10)

61 - ZACK BRENT

6-0 • 269 • Jr.-1L • OG
Oxford, Miss. (Lafayette)

Has not seen action.

20 - JOHNNY BROWN

6-0 • 212 • Sr.-3L • S
Charleston, Miss. (Charleston)

Team captain ... Has played in nine games this season with eight starts ... Ranks 20th among SEC players in passes defended (0.56/game) ... Chosen preseason All-SEC second team by the *Birmingham News* and third team by *Phil Steele* ... vs. *Jacksonville St. (9/4)*: Posted 10 tackles (two solo) and broke up one pass ... at *Tulane (9/11)*: Registered four tackles (three solo) and two pass break-ups ... vs. *Vanderbilt (9/18)*: Had three tackles (two solo), including his first TFL of the year ... vs. *Fresno St. (9/25)*: Three tackles (one solo) and a pass break-up ... vs. *Kentucky (10/2)*: Missed the Kentucky game due to injury ... at *Alabama (10/16)*: Five tackles (four solo), including 1.0 TFL ... Also broke up a pass ... at *Arkansas (10/23)*: Collected a team-

high 11 tackles (six solo) ... *vs. Auburn (10/30)*: Talled five tackles (all solo) ... *vs. UL-L (11/6)*: Recorded five tackles (four solo, one assisted) ... *at Tennessee (11/13)*: Talled two tackles (one solo) and a QB hurry.

J. BROWN'S CAREER STATISTICS

—DEFENSE—

Year	G-S	UT	AT	TT	TFL-YDS	Sacks-Yds
2007	12-7	36	24	60	2.0-3	0-0
2008	13-0	19	9	28	0.0-0	0-0
2009	12-12	47	34	81	4.0-10	0-0
2010	9-8	28	20	48	2.0-10	0-0
Total	46-27	130	87	217	8.0-23	0-0

Year	CF	FR	PD	PRES	INT	BLK
2007	1	1	4	3	1	0
2008	1	0	0	0	0	0
2009	0	1	6	1	1	0
2010	0	0	5	1	0	0
Total	2	2	15	5	2	0

J. BROWN'S CAREER HIGHS

TACKLES: 15, at Memphis (9/6/09)
 SOLO TACKLES: 9, at Memphis (9/6/09)
 TFLs: 1.5, vs. Arkansas (10/24/09)
 INTERCEPTIONS: 1, 2x, MR: at Memphis (9/6/09)
 PASSES DEFENDED: 2, 2x, MR: at Tulane (9/11/10)

62 - MICHAEL BROWN

6-5 • 305 • Fr.-RS • OG
 Lexington, Texas (Lexington)

Has seen action in two games, with one start ... *at Tulane (9/11)*: Saw first career action ... *vs. Vanderbilt (9/18)*: Made first career start, as the right guard.

57 - TERRELL BROWN

6-11 • 390 • So.-JC • OT
 Drew, Miss. (Drew; Mississippi Delta C.C.)

Has not seen action.

97 - TYLER CAMPBELL

6-2 • 210 • So.-1L • P
 Little Rock, Ark. (Catholic)

Has handled punting duties in every game this season ... Ranks second in the SEC and 13th nationally in punting average (45.3) ... *vs. Jacksonville St. (9/4)*: One punt for 31 yards ... *at Tulane (9/11)*: Punted four times for an average of 46.0, including a 60-yarder ... One punt inside the 20 ... *vs. Vanderbilt (9/18)*: Set career highs with seven punts for 312 yards (44.6 average), with one inside the 20 ... *vs. Fresno St. (9/25)*: One punt for 40 yards ... *vs. Kentucky (10/2)*: Punted a career-high eight times for a 43.2-yard average and a long of 58 yards ... Also posted two solo tackles on special teams ... *at Alabama (10/16)*: Booted eight punts for a career-high 383 yards (47.9 average) with a long of 58 yards ... Two punts landed inside the 20 ... *at Arkansas (10/23)*: Punted six times for an average of 51.8, with a season-best 66-yarder ... *vs. Auburn (10/30)*: Punted five times for an average of 40.2, one inside the 20 ... *vs. UL-L (11/6)*: Punted twice for an average of 35.5, both inside the 20 ... *at Tennessee (11/13)*: Punted seven times for an average of 48.4 yards with four inside the 20 and one touchback.

T. CAMPBELL'S CAREER STATISTICS

—PUNTING—

Year	G	No.	Yds	LP	Avg	Blk
2009	11	43	1890	71	44.0	1
2010	10	49	2218	66	45.3	0
Total	21	92	4108	71	44.7	1

—SPECIAL TEAMS TACKLES—

Year	G	UT	AT	TT
2009	11	0	1	1
2010	10	2	0	2
Total	21	2	1	3

T. CAMPBELL'S CAREER HIGHS

PUNTS: 8, 2x, MR: at Alabama (10/16/10)
 PUNTING YARDS: 383, at Alabama (10/16/10)
 LONGEST PUNT: 71, vs. Alabama (10/10/09)
 CAREER PUNTS INSIDE 20: 24
 TACKLES: 2, vs. Kentucky (10/2/10)

71 - LOGAN CLAIR

6-5 • 315 • Jr.-RS • OL
 Mustang, Okla. (Mustang; Northeastern Oklahoma)

Has played in four games with three starts ... Expected to miss time with an ankle injury ... *vs. Vanderbilt (9/18)*: Saw first career action ... *vs. Fresno St. (9/25)*: Earned first career start as the right guard ... Paved the way for Brandon Bolden's 228 yards on the ground as Ole Miss piled up 578 total yards and did not allow a sack ... *vs. Kentucky (10/2)*: Started second straight game and helped the Ole Miss offense roll up 42 points ... *at Alabama (10/16)*: Started his third straight game.

33 - CLIFF COLEMAN

5-10 • 170 • Fr.-HS • DB
 Lauderdale Lakes, Fla. (Boyd H. Anderson)

Has not seen action.

94 - CHRIS CONLEY

5-8½ • 186 • Fr.-RS • P
 Bradenton, Fla. (Manatee)

Has not seen action.

84 - RICHIE CONTARTESI

5-8 • 163 • Sr.-1L • WR
 Lake Worth, Fla. (Palm Beach Central; Jacksonville)

Has served as the placekick holder in every game this season ... *at Arkansas (10/23)*: Caught first career pass for 18 yards ... *at Tennessee (11/13)*: Caught one pass for 6 yards.

CONTARTESI'S CAREER STATISTICS

—RECEIVING—

Year	G-S	Rec	Yds	TD	Lg	Avg.
2010	10-0	2	24	0	18	12.0
Total	16-0	2	24	0	18	12.0

CONTARTESI'S CAREER HIGHS

RECEPTIONS: 1, at Arkansas (10/23/10)
 RECEIVING YARDS: 18, at Arkansas (10/23/10)

51 - JONATHAN CORNELL

6-1 • 235 • Sr.-3L • LB
 Azusa, Calif. (Bishop Amat)

Team captain ... Has played in nine games this season with eight starts ... Ranks 16th in the SEC with 6.4 tackles per game ... Ranks seventh in the SEC with 11.0 TFLs and 16th with 3.5 sacks ... Named preseason All-SEC second team by Phil Steele ... *vs. Jacksonville St. (9/4)*: Registered seven tackles (three solo) and 1.0 TFL in start ... *at Tulane (9/11)*: Talled 11 tackles (seven solo) with a career-high 3.0 sacks, including a sack and forced fumble that sealed the game in the final minutes ... *vs. Vanderbilt (9/18)*: Team-high nine tackles (two solo), including 1.5 TFLs ... Also broke up a pass ... *vs. Fresno St. (9/25)*: Led the team with a career-high 12 tackles (seven solo), including 2.5 TFLs ... *vs. Kentucky (10/2)*: Did not start as Rebels opened in a nickle ... Recorded one tackle ... *at Alabama (10/16)*: Made five tackles

(two solo) with a QB hurry ... *at Arkansas (10/23)*: Notched six tackles (three solo), including 1.5 TFLs and 0.5 sack ... *vs. Auburn (10/30)*: Recorded five tackles (four solo), including 1.5 TFL ... *at Tennessee (11/13)*: Talled two solo tackles and a QB hurry.

CORNELL'S CAREER STATISTICS

—DEFENSE—

Year	G-S	UT	AT	TT	TFL-YDS	Sacks-Yds
2006	7-1	5	1	6	0.0-0	0-0
2007	2-2	5	4	9	0.0-0	0-0
2008	13-11	26	19	45	5.5-24	3.0-19
2009	13-13	41	38	79	8.0-16	0.5-6
2010	9-8	30	28	58	11.0-32	3.5-20
Total	44-35	107	90	197	24.5-72	7.0-45

Year	CF	FR	PD	PRES	INT	BLK
2006	0	0	0	0	0	0
2007	0	0	1	0	0	0
2008	0	0	0	0	0	0
2009	1	0	2	3	0	0
2010	1	0	2	2	0	0
Total	2	0	5	5	0	0

CORNELL'S CAREER HIGHS

TACKLES: 12, vs. Fresno St. (9/25/10)
 SOLO TACKLES: 7, 2x, MR: vs. Fresno St. (9/25/10)
 TFLs: 3.0, at Tulane (9/11/10)
 QB SACKS: 3.0, at Tulane (9/11/10)
 PASSES DEFENDED: 1, 5x, MR: vs. Vanderbilt (9/18/10)

5 - FRANK CRAWFORD

6-0 • 185 • Fr.-RS • CB
 Miami, Fla. (Gulliver Prep)

Has played in three games this season ... *vs. Jacksonville St. (9/4)*: Posted one solo stop in first career action ... *vs. Kentucky (10/2)*: Collected two pass break-ups.

CRAWFORD'S CAREER STATISTICS

—DEFENSE—

Year	G-S	UT	AT	TT	TFL-YDS	Sacks-Yds
2010	3-0	1	0	1	0.0-0	0-0
Total	3-0	1	0	1	0.0-0	0-0

Year	CF	FR	PD	PRES	INT	BLK
2010	0	0	2	0	0	0
Total	0	0	2	0	0	0

CRAWFORD'S CAREER HIGHS

TACKLES: 1, vs. Jacksonville St. (9/4/10)
 SOLO TACKLES: 1, vs. Jacksonville St. (9/4/10)
 PASSES DEFENDED: 2, vs. Kentucky (10/2/10)

30 - DERRICK DAVIS

6-0 • 242 • Sr.-3L • FB
 Meridian, Miss. (Meridian)

Has not seen action.

D. DAVIS' CAREER STATISTICS

—RUSHING—

Year	G-S	Att	Yds	TD	Lg	Avg.
2008	13-0	21	98	0	14	4.7
2009	7-1	8	47	0	14	5.9
Total	25-1	29	145	0	14	5.0

—RECEIVING—

Year	G-S	Rec	Yds	TD	Lg	Avg.
2008	13-0	2	6	2	3	3.0
2009	7-1	1	2	0	2	2.0
Total	25-1	3	8	2	3	2.7

D. DAVIS' CAREER HIGHS

RUSHING ATTEMPTS: 7, vs. Mississippi State (11/28/08)
 RUSHING YARDS: 44, vs. Louisiana-Monroe (11/15/08)
 LONGEST RUSH: 14, 2x, MR: vs. Southeastern La. (9/19/09)
 RECEPTIONS: 1, 3x, MR: at South Carolina (9/24/09)

RECEIVING YARDS: 3, 2x, MR: vs. Louisiana-Monroe (11/15/08)
 RECEIVING TDs: 1, 2x, MR: vs. Louisiana-Monroe (11/15/08)
 LONG RECEPTION: 3, 2x, MR: vs. Louisiana-Monroe (11/15/08)

27 - ENRIQUE DAVIS

6-0 • 220 • Jr.-2L • RB
 Lynn Haven, Fla. (A. Crawford Mosley; Hargrave)

Played in the first four games this season, returned to the field against UL-L after missing four games with injury ... Has played in six games ... vs. Jacksonville St. (9/4): Rushed for 61 yards and a career-high two TDs on a career-high 17 carries ... Also caught a pass for 16 yards ... at Tulane (9/11): Led the Rebels in rushing with 40 yards on 14 carries ... vs. Vanderbilt (9/18): Rushed eight times for 17 yards ... vs. Fresno St. (9/25): Two carries for 26 yards, including an eight-yard TD run ... vs. UL-L (11/6): Rushed for a career-high 116 yards on a career-high 19 carries with a season-long run of 55 yards ... at Tennessee (11/13): Rushed for 40 yards on 11 carries.

E. DAVIS' CAREER STATISTICS

—RUSHING—

Year	G-S	Att	Yds	TD	Lg	Avg.
2008	12-0	64	244	3	62	3.8
2009	7-0	32	110	2	29	3.4
2010	6-0	71	300	3	55	4.2
Total	25-0	167	654	8	62	3.9

—RECEIVING—

Year	G-S	Rec	Yds	TD	Lg	Avg.
2008	12-0	1	16	0	16	16.0
2009	7-0	0	0	0	0	0.0
2010	6-0	1	16	0	16	16.0
Total	25-0	2	32	0	16	16.0

E. DAVIS' CAREER HIGHS

RUSHING ATTEMPTS: 19, vs. Jacksonville St. (11/6/10)
 RUSHING YARDS: 116, vs. UL-L (11/6/10)
 LONGEST RUSH: 62, at Alabama (10/18/08)
 RUSHING TD: 2, vs. Jacksonville St. (9/4/10)
 RECEPTIONS: 1, 2x, MR: vs. Jacksonville St. (9/4/10)
 RECEIVING YARDS: 16, 2x, MR: vs. Jacksonville St. (9/4/10)
 LONG RECEPTION: 16, 2x, MR: vs. Jacksonville St. (9/4/10)

59 - WILL DENNY

6-0 • 245 • Fr.-HS • OL/LS
 Jackson, Miss. (Jackson Academy)

Has not seen action.

7 - WAYNE DORSEY

6-6 • 265 • Jr.-JC • DE
 Baltimore, Md. (Southwestern; Miss. Gulf Coast C.C.)

Has played in nine games this season with starts in the first four ... Listed in the preseason as the team's "Top Newcomer" by **Lindy's** ... vs. Jacksonville St. (9/4): Made one solo stop in first career start for the Rebels ... at Tulane (9/11): Posted three tackles (two solo), including a TFL, in start ... vs. Vanderbilt (9/18): Started, but did not record a tackle ... vs. Fresno St. (9/25): Posted two solo tackles, including his first career sack as a Rebel ... vs. Kentucky (10/2): Tallied two tackles (one solo) ... vs. Auburn (10/30): Recorded two tackles (both solo), including 1.0 TFL for 13.0 yards ... at Tennessee (11/13): Tallied two solo tackles, including 1.0 TFL for one yard.

DORSEY'S CAREER STATISTICS

—DEFENSE—

Year	G-S	UT	AT	TT	TFL-YDS	Sacks-Yds
2010	9-4	10	2	12	4.0-26	1.0-3
Total	9-4	10	2	12	4.0-26	1.0-3

Year	CF	FR	PD	PRES	INT	BLK
2010	0	0	0	0	0	0
Total	0	0	0	0	0	0

DORSEY'S CAREER HIGHS

TACKLES: 3, at Tulane (9/11/10)
 SOLO TACKLES: 2, 3x, MR: vs. Auburn (10/30/10)
 TFLs: 1.0, 4x, MR: at Tennessee (11/13/10)
 QB SACKS: 1.0, vs. Fresno St. (9/25/10)

74 - JARED DUKE

6-6 • 325 • Fr.-HS • OL
 Cleveland, Tenn. (Walker Valley)

Has played in each of the last seven games with three starts ... vs. Vanderbilt (9/18): Saw first career action ... vs. Auburn (10/30): Drew his first start at RG ... vs. UL-L (11/6): Started and helped the Rebels post two 100-yard rushers for the first time since the 1999 season.

44 - MARTEZ EASTLAND

6-0 • 235 • Fr.-HS • RB
 Ringgold, Ga. (Ringgold)

Has played in seven games this season on special teams ... vs. Jacksonville St. (9/4): Saw first career action ... vs. UL-L (11/6): Posted his first kick return for 39 yards.

—KICKOFF RETURNS—

Year	G	Ret	Yds	TD	Lg	Avg.
2010	8	1	39	0	39	39.0
Total	8	1	39	0	39	39.0

56 - NICK ELEY

6-1 • 245 • Fr.-RS • DT
 Olive Branch, Miss. (Desoto Central)

Has not seen action.

33 - E.J. EPPERSON

6-2 • 250 • So.-1L • FB
 Humboldt, Tenn. (Humboldt)

Has played in every game this season, starting the last one at TE ... vs. UL-L (11/6): Caught one pass for 25 yards ... at Tennessee (11/13): Caught one pass for 3 yards.

EPPERSON'S CAREER STATISTICS

—RECEIVING—

Year	G-S	Rec	Yds	TD	Lg	Avg.
2010	10-1	2	28	0	25	25.0
Total	23-1	2	28	0	25	25.0

—KICKOFF RETURNS—

Year	G	Ret	Yds	TD	Lg	Avg.
2009	13	1	10	0	10	10.0
2010	10	0	0	0	0	0.0
Total	23	1	10	0	10	10.0

EPPERSON'S CAREER HIGHS

RECEPTIONS: 1, 2x, MR vs. Tennessee (11/13/10)
 RECEIVING YARDS: 25, vs. Tennessee (11/13/10)
 KICKOFF RETURNS: 1, vs. Northern Arizona (11/7/09)
 KICKOFF RETURN YARDS: 10, vs. Northern Arizona (11/7/09)
 LONG KICKOFF RETURN: 10, vs. Northern Arizona (11/7/09)

7 - PARKS FRAZIER

6-2 • 230 • Fr.-HS • QB
 Corinth, Miss. (Corinth)

Has not seen action.

58 - COREY GAINES

6-1 • 305 • Fr.-RS • DT
 Tallahassee, Fla. (Godby)

Has not seen action.

67 - CHRIS GILL

6-5 • 282 • Fr.-RS • OL
 Appleton, Wis. (Xavier)

Has not seen action.

46 - TYRIEK GRACIA

6-2 • 200 • Fr.-HS • LB
 Hialeah, Fla. (American)

Has not seen action.

10 - JESSE GRANDY

5-10 • 165 • So.-1L • WR
 Pine Bluff, Ark. (Dollarway)

Has played in every game this season with three starts ... Ranks 7th among SEC players in all-purpose yards (111.0 ypg) ... Ranks third among SEC punt return leaders (17.4 ypg) ... Ranks ninth in the SEC in kick-returns (21.2 ypg) ... Named preseason All-SEC fourth team as a kick returner by **Phil Steele** ... vs. Jacksonville St. (9/4): Caught two passes for 31 yards, including his first career TD reception, in start ... Also rushed twice for 24 yards and returned a kickoff for 17 yards ... at Tulane (9/11): Caught two passes for 22 yards and rushed once for one yard ... Also posted a season-best 51-yard kick return ... vs. Vanderbilt (9/18): Led the team and set career highs with three catches for 47 yards ... Also rushed once for no yards and returned three kickoffs with a long of 24 yards ... vs. Fresno St. (9/25): Totaled 186 all-purpose yards, with 33 receiving (two catches), 14 rushing (one carry), 105 kickoff return yards (five returns) and 34 punt return yards (two returns) ... Returned a punt 51 yards for his first career punt return TD ... vs. Kentucky (10/2): Named SEC Special Teams Player of the Week after he returned a punt a career-long 73 yards ... Finished with two punt returns for 73 yards in start ... Also posted two kickoff returns for 39 yards, rushed four times for 24 yards and caught one pass for nine yards ... at Alabama (10/16): Rushed once for a season-long 22 yards, caught a pass for seven yards and returned two kicks for 36 yards in start ... at Arkansas (10/23): Totaled 161 all-purpose yards, with seven rushing (one carry), 29 receiving (two catches), 58 on three punt returns and 67 on three kick returns ... vs. Auburn (10/30): Caught three passes for 17 yards, tying a career-high in receptions ... Tied a career-high with seven kick returns for 148 yards and a long of 32 ... Tallied 165 all-purpose yards ... vs. UL-L (11/6): Posted two punt returns for 42 yards and two kick returns for 41 yards ... Tallied 83 all-purpose yards with the four returns combined ... at Tennessee (11/13): Returned two punts for two yards and three kicks for 48 yards.

GRANDY'S CAREER STATISTICS

—RUSHING—

Year	G-S	Att	Yds	TD	Lg	Avg.
2009	12-0	17	100	2	46	5.9
2010	10-3	11	92	0	22	8.4
Total	22-3	28	192	2	46	6.9

—RECEIVING—

Year	G-S	Rec	Yds	TD	Lg	Avg.
2009	12-0	4	43	0	38	10.8
2010	10-3	16	195	1	31	12.2
Total	22-3	20	238	1	38	11.9

—KICKOFF RETURNS—

Year	G	Ret	Yds	TD	Lg	Avg.
2009	12	29	746	2	88	25.7
2010	10	29	614	0	51	21.2
Total	22	58	1360	2	88	23.4

—PUNT RETURNS—

Year	G	Ret	Yds	TD	Lg	Avg.
2010	10	12	209	1	73	17.4
Total	22	12	209	1	73	17.4

GRANDY'S CAREER HIGHS

RUSHING ATTEMPTS: 4, vs. Kentucky (10/2/10)
 RUSHING YARDS: 57, vs. Southeastern La. (9/19/09)
 LONGEST RUSH: 46, vs. Southeastern La. (9/19/09)
 RUSHING TDs: 1, vs. Southeastern La. (9/19/09)
 RECEPTIONS: 3, 2x, MR vs. Auburn (10/30/10)
 RECEIVING YARDS: 47, vs. Vanderbilt (9/18/10)
 LONG RECEPTION: 38, vs. UAB (10/17/09)
 RECEIVING TDs: 1, vs. Jacksonville St. (9/4/10)
 KICKOFF RETURNS: 7, 2x, MR vs. Auburn (10/30/10)
 KICKOFF RETURN YARDS: 150, at Auburn (10/31/09)
 LONG KICKOFF RETURN: 88, vs. UAB (10/17/09)
 KICKOFF RETURN TDs: 1, 2x, MR: at Auburn (10/31/09)
 PUNT RETURNS: 3, at Arkansas (10/23/10)
 PUNT RETURN YARDS: 73, vs. Kentucky (10/2/10)
 LONG PUNT RETURN: 73, vs. Kentucky (10/2/10)
 PUNT RETURN TDs: 1, vs. Fresno St. (9/25/10)

81 - TERRELL GRANT

6-2 • 209 • Fr.-RS • WR
 Cleveland, Miss. (Cleveland)

Has seen action in two games (Fresno State, UL-L) ... Moved from safety to wide receiver in the fall ... vs. *Fresno St. (9/25)*: Saw first career action.

45 - H.R. GREER

5-11 • 225 • So.-1L • FB
 Olive Branch, Miss. (Southern Baptist Education Center)

Has played in every game this season ... vs. *Jacksonville St. (9/4)*: Returned one kickoff for eight yards ... at *Tulane (9/11)*: Recorded his first two career receptions for 15 yards ... vs. *Vanderbilt (9/18)*: One catch for five yards ... vs. *Kentucky (10/2)*: Made first career TD grab ... Finished with two catches for seven yards ... at *Arkansas (10/23)*: One catch for five yards ... vs. *Auburn (10/30)*: One kick return for no yards.

GREER'S CAREER STATISTICS

—RUSHING—

Year	G-S	Att	Yds	TD	Lg	Avg.
2009	3-0	2	4	0	3	2.0
Total	13-0	2	4	0	3	2.0

—RECEIVING—

Year	G-S	Rec	Yds	TD	Lg	Avg.
2010	10-0	6	32	1	9	5.3
Total	13-0	6	32	1	9	5.3

—KICKOFF RETURNS—

Year	G	Ret	Yds	TD	Lg	Avg.
2010	10	2	8	0	8	8.0
Total	13	2	8	0	8	8.0

GREER'S CAREER HIGHS

RUSHING ATTEMPTS: 1, 2x, MR: vs. UAB (10/17/09)
 RUSHING YARDS: 3, vs. UAB (10/17/09)
 RUSHING LONG: 3, vs. UAB (10/17/09)
 RECEPTIONS: 2, 2x, MR: vs. Kentucky (10/2/10)
 RECEIVING YARDS: 15, at Tulane (9/11/10)
 RECEIVING TOUCHDOWNS: 1, vs. Kentucky (10/2/10)
 LONG RECEPTION: 9, at Tulane (9/11/10)
 KICKOFF RETURNS: 1, 2x, MR vs. Auburn (10/30/10)
 KICKOFF RETURN YARDS: 8, vs. Jacksonville St. (9/4/10)
 LONG KICKOFF RETURN: 8, vs. Jacksonville St. (9/4/10)

24 - TONY GRIMES

5-11 • 165 • Fr.-HS • DB
 Hollywood, Fla. (Hollywood Hills)

Has played in all but one game this season (Jacksonville State), with one start ... at *Tulane (9/11)*: Recorded one solo stop in first career action ... vs. *Fresno St. (9/25)*: Tallied six tackles (five solo) ... vs. *Kentucky (10/2)*: Earned first career start as Rebels opened in a nickel package ... Collected three tackles (two solo)

... at *Arkansas (10/23)*: Registered three tackles (one solo) and broke up a pass ... at *Tennessee (11/13)*: Recorded two solo tackles and a pass break up.

GRIMES' CAREER STATISTICS

—DEFENSE—

Year	G-S	UT	AT	TT	TFL-YDS	Sacks-Yds
2010	9-1	11	4	15	0.0-0	0-0
Total	9-1	11	4	15	0.0-0	0-0

Year	CF	FR	PD	PRES	INT	BLK
2010	0	0	2	0	0	0
Total	0	0	2	0	0	0

GRIMES' CAREER HIGHS

TACKLES: 6, vs. Fresno St. (9/25/10)
 SOLO TACKLES: 5, vs. Fresno St. (9/25/10)
 PASSES DEFENDED: 1, at Arkansas (10/23/10)

72 - TERRENCE HACKNEY

6-4 • 320 • Fr.-HS • OL
 Chapel Hill, N.C. (Northwood; Hargrave)

Has not seen action.

13 - WITT HAGGARD

6-2 • 180 • Fr.-HS • QB
 Meridian, Miss. (Lamar Academy)

Has not seen action.

75 - MATT HALL

6-9 • 321 • So.-TR • OT
 Russellville, Ark. (Russellville; Arkansas)

Transferred from University of Arkansas to Ole Miss in January 2010 ... Must sit out the season per NCAA transfer rules.

46 - DAVID HANKINS

6-3 • 222 • Jr.-1L • K
 Shreveport, La. (C.E. Byrd)

Saw his first action against Tennessee ... at *Tennessee (11/13)*: Kicked off once for 70 yards and a touchback.

HANKINS' CAREER STATISTICS

—KICKOFFS—

Year	No.	Yards	Avg.	TB
2010	1	70	70.0	1
Total	1	70	70.0	1

35 - EARNEST HARMON

5-10 • 210 • Fr.-HS • FB
 Macon, Miss. (Noxubee County)

Has not seen action.

5 - MELVIN HARRIS

6-7 • 205 • So.-1L • WR
 Buford, Ga. (Buford)

Has played in every game this year with five starts ... vs. *Jacksonville St. (9/4)*: Caught one pass, a 41-yard TD for his first career score ... vs. *Vanderbilt (9/18)*: Made three catches for 29 yards ... vs. *Fresno St. (9/25)*: Team-high three catches for a career-high 54 yards and a TD ... vs. *Kentucky (10/2)*: Caught two passes for a team-high 46 yards in a start ... at *Alabama (10/16)*: Started and tied for the team lead with a career-high four catches, totaling 25 yards, and scored the Rebels' only TD of the game on a 15-yard toss from Masoli ... at *Arkansas*

(10/23): Tied career high with four catches, totaling 53 yards ... vs. *Auburn (10/30)*: Caught a career-high (and team-leading) five passes for 45 yards ... vs. *UL-L (11/6)*: Caught three passes for 41 yards with a long of 20 yards ... at *Tennessee (11/13)*: Caught three passes for 43 yards with a long of 26.

HARRIS' CAREER STATISTICS

—RECEIVING—

Year	G-S	Rec	Yds	TD	Lg	Avg.
2009	3-0	1	5	0	5	5.0
2010	10-5	28	377	3	41	13.5
Total	13-5	29	382	3	41	13.2

HARRIS' CAREER HIGHS

RECEPTIONS: 5, vs. Auburn (10/30/10)
 RECEIVING YARDS: 54, vs. Fresno St. (9/25/10)
 LONG RECEPTION: 41, vs. Jacksonville St. (9/4/10)
 RECEIVING TDs: 1, 3x, MR: at Alabama (10/16/10)

76 - A.J. HAWKINS

6-4 • 305 • So.-1L • OL
 Lithonia, Ga. (Martin Luther King)

Has played in and started every game but one (at Alabama) ... Started seven games at center and the Arkansas game at RG, helping Ole Miss rank first in the SEC in sacks allowed (10) ... vs. *Jacksonville St. (9/4)*: Earned his first career start at center and helped Brandon Bolden rush for 104 yards ... vs. *Fresno St. (9/25)*: Helped pave the way for Brandon Bolden's 228 yards on the ground as Ole Miss piled up 578 total yards and did not allow a sack ... vs. *Kentucky (10/2)*: Started and helped the Rebels roll up 42 points ... at *Arkansas (10/23)*: Helped Ole Miss rack up 512 total yards and allow just one sack ... vs. *Auburn (10/30)*: Helped Ole Miss gain 218 yards rushing, including an 83-yard run for TD from Jeff Scott ... vs. *UL-L (11/6)*: Helped the Rebels post a pair of 100-yard rushers for the first time since 1999 ... at *Tennessee (11/13)*: Helped Brandon Bolden post a 113 yard rushing performance.

37 - LEKENWIC HAYNES

6-3 • 225 • So.-1L • DE
 Rosenberg, Texas (B.F. Terry)

Has played in every game this season on special teams ... vs. *Jacksonville St. (9/4)*: Posted two solo stops ... at *Arkansas (10/23)*: Assisted on a tackle ... vs. *UL-L (11/6)*: Posted one tackle.

HAYNES' CAREER STATISTICS

—DEFENSE—

Year	G-S	UT	AT	TT	TFL-YDS	Sacks-Yds
2010	10-0	3	1	4	0.0-0	0-0
Total	17-0	3	1	4	0.0-0	0-0

Year	CF	FR	PD	PRES	INT	BLK
2010	0	0	0	0	0	0
Total	0	0	0	0	0	0

HAYNES' CAREER HIGHS

TACKLES: 2, vs. Jacksonville St. (9/4/10)
 SOLO TACKLES: 2, vs. Jacksonville St. (9/4/10)

23 - GEORGE HELOW

5-8 • 185 • Sr.-2L • S
 Jacksonville, Fla. (Bishop Kenny; Hargrave)

Has played in nine games this season on special teams ... at *Tulane (9/11)*: Posted one solo stop ... vs. *Fresno St. (9/25)*: Posted one solo stop ... vs. *Kentucky (10/2)*: Credited with one solo stop ... at *Alabama (10/16)*: Assisted on a tackle ... vs. *UL-L (11/6)*: Posted a pair of solo tackles.

HELOW'S CAREER STATISTICS

—SPECIAL TEAMS TACKLES—

Year	G	UT	AT	TT
2008	13	2	6	8
2009	13	4	1	5
2010	9	5	1	6
Total	36	11	8	19

HELOW'S CAREER HIGHS

TACKLES: 2, 2x, MR vs. UL-L (11/6/10)
SOLO TACKLES: 2, 2x, MR vs. UL-L (11/6/10)

26 - DERRICK HERMAN

5-10 • 190 • Jr.-2L • RB
Cleveland, Miss. (Cleveland)

Has played in every game this season ... vs. *Jacksonville St. (9/4)*: Returned two kicks for a total of 30 yards ... Also had a tackle on special teams ... at *Tulane (9/11)*: Returned three kicks for a total of 53 yards ... vs. *Vanderbilt (9/18)*: Returned one kick for 15 yards ... vs. *Kentucky (10/2)*: Posted one tackle on special teams ... at *Alabama (10/16)*: Returned two kicks for 41 yards, including a career-long return of 25 yards, and posted a tackle on special teams ... at *Arkansas (10/23)*: Rushed once for one yard out of the "Wild Rebel" formation ... vs. *Auburn (10/30)*: Had one catch for no gain ... vs. *UL-L (11/6)*: Rushed one time for a career-long 14 yards ... at *Tennessee (11/13)*: Returned two kicks for a total of 45 yards, with a career-long of 30 ... Also came up with a tackle and tallied an eight yard reception.

HERMAN'S CAREER STATISTICS

—RUSHING—

Year	G-S	Att	Yds	TD	Lg	Avg.
2010	10-0	2	15	0	14	7.5
Total	35-0	2	15	0	14	7.5

—RECEIVING—

Year	G-S	Rec	Yds	TD	Lg	Avg.
2010	10-0	2	8	0	8	4.0
Total	10-0	2	8	0	8	4.0

—DEFENSE—

Year	G-S	UT	AT	TT	TFL-YDS	Sacks-Yds
2008	13-0	2	1	3	0.0-0	0-0
2009	12-0	3	0	3	0.0-0	0-0
2010	10-0	4	0	4	0.0-0	0-0
Total	35-0	9	1	10	0.0-0	0-0

Year	CF	FR	PD	PRES	INT	BLK
2008	1	0	0	0	0	0
Total	1	0	0	0	0	0

—KICKOFF RETURNS—

Year	G	Ret	Yds	TD	Lg	Avg.
2009	12	1	23	0	23	23.0
2010	10	10	184	0	30	18.4
Total	35	11	207	0	30	18.8

HERMAN'S CAREER HIGHS

RUSHING ATTEMPTS: 1, 2x, MR vs. UL-L (11/6/10)
RUSHING YARDS: 14, vs. UL-L (11/6/10)
RUSHING LONG: 14, vs. UL-L (11/6/10)
RECEPTIONS: 1, 2x, MR at Tennessee (11/13/10)
RECEPTION LONG: 8, at Tennessee (11/13/10)
TACKLES: 1, 10x, MR: at Tennessee (11/13/10)
SOLO TACKLES: 1, 9x, MR: at Tennessee (11/13/10)
KICKOFF RETURNS: 3, at Tulane (9/11/10)
KICKOFF RETURN YARDS: 53, at Tulane (9/11/10)
LONG KICKOFF RETURN: 30, at Tennessee (11/13/10)

64 - JACOB HICKMAN

5-11 • 220 • Fr.-RS • LS
Carriere, Miss. (Picayune)

Has not seen action.

32 - REGGIE HICKS

6-2 • 240 • Sr.-3L • TE
Madison, Miss. (Madison Central)

Has seen action in every game this season ... vs. *Jacksonville St. (9/4)*: Returned a kickoff for no yards ... vs. *Vanderbilt (9/18)*: Caught one pass for eight yards.

HICKS' CAREER STATISTICS

—RECEIVING—

Year	G-S	Rec	Yds	TD	Lg	Avg.
2009	13-0	1	20	0	20	20.0
2010	10-0	1	8	0	8	8.0
Total	42-0	2	28	0	20	14.0

—KICKOFF RETURNS—

Year	G	Ret	Yds	TD	Lg	Avg.
2007	6	1	10	0	10	10.0
2008	13	0	0	0	0	0.0
2009	13	2	23	0	14	11.5
2010	10	1	0	0	0	0.0
Total	42	4	33	0	14	8.2

—SPECIAL TEAMS TACKLES—

Year	G	UT	AT	TT
2007	6	1	2	3
2008	13	1	1	2
2009	13	0	0	0
Total	40	2	3	5

HICKS' CAREER HIGHS

RECEPTIONS: 1, 2x, MR: vs. Vanderbilt (9/18/10)
RECEIVING YARDS: 20, at Mississippi State (11/28/09)
LONG RECEPTION: 20, at Mississippi State (11/28/09)
TACKLES: 2, vs. Missouri (9/8/07)
SOLO TACKLES: 1, 2x, MR: at Florida (9/27/08)
KICKOFF RETURNS: 1, 4x, MR: vs. Jacksonville St. (9/4/10)
KICKOFF RETURN YARDS: 14, at South Carolina (9/24/09)

83 - JORDAN HOLDER

5-10½ • 150 • Fr.-RS • WR
Bay Springs, Miss. (Sylva-Bay Academy)

Has not seen action.

22 - KYLE HORINE

5-10 • 190 • So.-Sq • CB
Kingwood, Texas (Kingwood)

Has played in one game, seeing action against UL-L.

65 - CHASE HUGHES

6-3 • 290 • Fr.-HS • C
Springville, Ala. (Springville)

Has not seen action.

19 - EVAN INGRAM

6-2 • 230 • Fr.-HS • QB
Gray, La. (John Curtis Christian)

Has not seen action.

35 - FON INGRAM

6-0 • 205 • Sr.-3L • S
Atlanta, Ga. (McNair)

Has played in nine games with five starts ... Ranks 24th in the SEC in tackles per game (5.8) ... Suffered a knee injury in pre-season camp and missed the opener ... at *Tulane (9/11)*: Tallied six tackles (three solo) in start ... vs. *Vanderbilt (9/18)*: Registered four tackles (two solo), with 0.5 TFL ... vs. *Fresno St.*

(9/25): Made six tackles (four solo) and was credited with a QB hurry in start ... vs. *Kentucky (10/2)*: Posted a career-high 11 tackles, 1.0 TFL and a pass defended in a start ... at *Alabama (10/16)*: Posted seven tackles (four solo) in start ... at *Arkansas (10/23)*: Tallied four tackles (two solo) ... vs. *Auburn (10/30)*: Had a career-high eight solo tackles to lead the team with Brishen Mathews ... vs. *UL-L (11/6)*: Posted two tackles (one solo) ... at *Tennessee (11/13)*: Tallied four tackles (one solo).

F. INGRAM'S CAREER STATISTICS

—DEFENSE—

Year	G-S	UT	AT	TT	TFL-YDS	Sacks-Yds
2007	7-0	4	1	5	0.0-0	0-0
2008	12-0	13	3	16	1.0-5	1.0-5
2009	13-1	29	20	49	1.5-6	0-0
2010	9-5	32	20	52	1.5-1	0-0
Total	41-6	78	44	122	4.0-12	1.0-5

Year	CF	FR	PD	PRES	INT	BLK
2007	0	0	0	0	0	0
2008	0	0	1	0	1	0
2009	0	0	5	0	2	0
2010	0	0	1	1	0	0
Total	0	0	7	1	3	0

F. INGRAM'S CAREER HIGHS

TACKLES: 11, vs. Kentucky (10/2/10)
SOLO TACKLES: 8, vs. Auburn (10/30/10)
QB SACKS: 1.0, vs. South Carolina (10/4/08)
INTERCEPTIONS: 1, 3x, MR: vs. Oklahoma State (1/2/10)

11 - CLARENCE JACKSON

6-2 • 220 • Fr.-HS • LB
Atlanta, Ga. (North Clayton)

Suspended indefinitely ... Played in four games this season ... vs. *Jacksonville St. (9/4)*: Saw first career action ... at *Tulane (9/11)*: Posted a solo stop ... vs. *Fresno St. (9/25)*: Posted a solo stop.

C. JACKSON'S CAREER STATISTICS

—DEFENSE—

Year	G-S	UT	AT	TT	TFL-YDS	Sacks-Yds
2010	4-0	2	0	2	0.0-0	0-0
Total	4-0	2	0	2	0.0-0	0-0

Year	CF	FR	PD	PRES	INT	BLK
2010	0	0	0	0	0	0
Total	0	0	0	0	0	0

C. JACKSON'S CAREER HIGHS

TACKLES: 1, 2x, MR: vs. Fresno St. (9/25/10)
SOLO TACKLES: 1, 2x, MR: vs. Fresno St. (9/25/10)

1 - DAMIEN JACKSON

6-2 • 205 • Jr.-JC • S
Pineville, La. (Pineville; Mississippi Gulf Coast C.C.)

Has played in nine of 10 games this season, with six starts at safety ... Did not play against Auburn ... Ranks 18th among SEC players with 6.3 tackles per game ... vs. *Jacksonville St. (9/4)*: Earned a start in his first career action as a Rebel and led the team with 11 tackles (seven solo) ... at *Tulane (9/11)*: Posted four tackles (three solo) ... vs. *Vanderbilt (9/18)*: Tallied four tackles (one solo), including a TFL, in start ... vs. *Fresno St. (9/25)*: Made nine tackles (five solo) with a TFL and a pass break-up ... vs. *Kentucky (10/2)*: Posted nine stops with a career-best eight solo in start ... Also forced and recovered a fumble ... at *Alabama (10/16)*: Tallied six tackles (five solo) with a TFL and a QB hurry in start ... at *Arkansas (10/23)*: Posted six stops (three solo) ... vs. *UL-L (11/6)*: Posted three tackles (two solo) ... at *Tennessee (11/13)*: Led the team with five tackles (two solo) and came up with a pass break up and 1.0 TFL for two yards.

D. JACKSON'S CAREER STATISTICS

—DEFENSE—

Year	G-S	UT	AT	TT	TFL-YDS	Sacks-Yds
2010	9-6	37	20	57	4.0-10	0-0
Total	9-6	37	20	57	4.0-10	0-0

Year	CF	FR	PD	PRES	INT	BLK
2010	1	1	3	0	0	0
Total	1	1	3	0	0	0

D. JACKSON'S CAREER HIGHS

TACKLES: 11, vs. Jacksonville St. (9/4/10)
 SOLO TACKLES: 8, vs. Kentucky (10/2/10)
 TFLs: 1.0, 4x, MR: at Tennessee (11/13/10)

2 - DELVIN JONES

6-3 • 250 • Fr.-HS • DL
 Miami, Fla. (Palmetto)

Has played in two games this year ... vs. Fresno St. (9/25): Saw first career action and recorded a 28-yard TFL after a high snap by the Bulldogs' center.

D. JONES' CAREER STATISTICS

—DEFENSE—

Year	G-S	UT	AT	TT	TFL-YDS	Sacks-Yds
2010	2-0	1	0	1	1.0-28	0-0
Total	2-0	1	0	1	1.0-28	0-0

D. JONES' CAREER HIGHS

TACKLES: 1, vs. Fresno St. (9/25/10)
 SOLO TACKLES: 1, vs. Fresno St. (9/25/10)
 TFLs: 1.0, vs. Fresno St. (9/25/10)

53 - JASON JONES

6-2 • 250 • So.-Sq • DE
 Albany, Ga. (Westover)

Has played in every game this season, starting the last two ... Third in the SEC in fumble recoveries (0.22 pg) and tied for 24th nationally ... at Tulane (9/11): Recovered a fumble ... vs. Vanderbilt (9/18): Posted his first career tackle ... vs. Auburn (10/30): Recorded a solo tackle, a tackle for a 1.0 yard loss and recovered a fumble for a seven yard return ... vs. UL-L (11/6): Made his first start ... Posted two tackles (one solo) including half a sack for five yards ... Also broke up a pass ... at Tennessee (11/13): Started for the second straight game ... Posted a career-high three tackles (two solo), including a career-high 2.0 sacks for a total of 12 yards ... Also came up with a QB hurry.

J. JONES' CAREER STATISTICS

—DEFENSE—

Year	G-S	UT	AT	TT	TFL-YDS	Sacks-Yds
2010	10-2	4	3	7	3.5-18	2.5-17
Total	11-2	4	3	7	3.5-18	2.5-17

Year	CF	FR	PD	PRES	INT	BLK
2010	0	2	0	1	0	0
Total	0	2	0	1	0	0

J. JONES' CAREER HIGHS

TACKLES: 3 at Tennessee (11/13/10)
 SOLO TACKLES: 2, at Tennessee (11/6/10)
 TFLs: 2.0, at Tennessee (11/13/10)
 FUMBLE RECOVERIES: 1, 2x, MR vs. Auburn (10/30/10)

85 - LAYTON JONES

6-5 • 235 • Sr.-Sq • TE
 Greenville, Miss. (St. Joseph; NE Mississippi C.C.)

Has seen action on special teams in three games.

21 - DELE JUNAI

6-1 • 195 • Fr.-RS • S
 Houston, Texas (Hightower)

Has played in one game this season ... vs. Fresno St. (9/25): Saw first career action.

77 - PATRICK JUNEN

6-8 • 300 • Fr.-HS • OL
 Huntsville, Ala. (Huntsville)

Joined the team as a non-scholarship player and has played in eight games and started four at LG, helping Ole Miss rank first in the SEC in sacks allowed (10) ... vs. Vanderbilt (9/18): Saw first career action ... vs. Fresno St. (9/25): Earned first career start as the left guard ... Paved the way for Brandon Bolden's 228 yards on the ground as Ole Miss piled up 578 total yards and did not allow a sack ... vs. Kentucky (10/2): Started and helped the Ole Miss offense roll up 42 points ... at Arkansas (10/23): Helped Ole Miss rack up 512 total yards and allow just one sack ... vs. Auburn (10/30): Helped the Rebels rush for 218 yards, including an 83 yard TD run from Jeff Scott ... Ole Miss did not allow a sack ... vs. UL-L (11/6): Helped Ole Miss post a pair of 100-yard rushers for the first time since the 1999 season ... at Tennessee (11/13): Helped Brandon Bolden rush for 113 yards.

49 - BRANDON KEEL

6-1 • 205 • Fr.-HS • LB
 Gulfport, Miss. (Harrison Central)

Has not seen action.

15 - JOEL KIGHT

5-9 • 225 • So.-1L • LB
 Lithonia, Ga. (Martin Luther King)

Started the first seven games at Will linebacker this season and seen action in all nine games ... vs. Jacksonville St. (9/4): Drew first career start and posted five tackles (two solo), including his first career sack ... at Tulane (9/11): Registered two tackles (one solo) ... vs. Vanderbilt (9/18): Recorded three assisted tackles ... vs. Fresno St. (9/25): Posted three tackles (two solo) ... vs. Kentucky (10/2): Talled a career-high nine tackles (all solo) and 1.0 TFL ... at Alabama (10/16): Two tackles (one solo) with a pass break-up and a QB hurry ... at Arkansas (10/23): Posted three tackles ... vs. Auburn (10/30): Recorded three solo tackles, including one sack for three yards ... vs. UL-L (11/6): Posted two assisted tackles ... at Tennessee (11/13): Talled a solo tackle.

KIGHT'S CAREER STATISTICS

—DEFENSE—

Year	G-S	UT	AT	TT	TFL-YDS	Sacks-Yds
2009	13-0	10	8	18	0.0-0	0
2010	10-7	19	14	33	2.0-5	1.0-4
Total	23-7	29	22	51	3.0-8	2.0-7

Year	CF	FR	PD	PRES	INT	BLK
2009	0	0	0	0	0	0
2010	0	0	1	1	0	0
Total	0	0	1	1	0	0

KIGHT'S CAREER HIGHS

TACKLES: 9, vs. Kentucky (10/2/10)
 SOLO TACKLES: 9, vs. Kentucky (10/2/10)
 TFLs: 1.0, 3x, MR: vs. Auburn (10/30/10)
 QB SACKS: 1.0, 2x, MR: vs. Auburn (10/30/10)
 PASSES DEFENDED: 1, at Alabama (10/16/10)

45 - JOSH LANCASTER

5-8 • 215 • So.-Sq • LB
 Mobile, Ala. (St. Paul's Episcopal)

Has not seen action.

99 - TED LAURENT

6-1 • 303 • Sr.-3L • DT
 Powder Springs, Ga. (McEachern)

Has played in every game this season with starts in the last nine ... Received the Jeff Hamm Memorial Award for the Most Improved Defensive Player from spring drills ... vs. Jacksonville St. (9/4): Posted one tackle, for a loss of one yard ... at Tulane (9/11): Made two tackles (one solo), with a sack and a forced fumble in start ... vs. Vanderbilt (9/18): Posted four tackles (one solo) in start ... vs. Fresno St. (9/25): Recorded one assisted tackle, which was a 0.5 sack ... vs. Kentucky (10/2): Credited with one solo stop ... at Alabama (10/16): Two solo stops ... at Arkansas (10/23): Posted three tackles (two solo) ... vs. UL-L (11/6): Posted an assisted tackle - combining with Jason Jones for a five-yard sack ... at Tennessee (11/13): Two assisted tackles, including 0.5 TFL for one yard.

LAURENT'S CAREER STATISTICS

—DEFENSE—

Year	G-S	UT	AT	TT	TFL-YDS	Sacks-Yds
2007	7-0	0	0	0	0-0	0-0
2008	13-7	12	12	24	7.0-15	1.0-8
2009	13-3	6	6	12	2.5-20	0.5-5
2010	10-9	8	9	17	3.5-26	2.0-24
Total	43-19	26	27	53	13.0-61	3.5-37

Year	CF	FR	PD	PRES	INT	BLK
2007	0	0	0	0	0	0
2008	0	1	0	1	0	0
2009	1	1	1	1	0	0
2010	1	0	0	0	0	0
Total	2	2	1	2	0	0

LAURENT'S CAREER HIGHS

TACKLES: 6, at Florida (9/27/08)
 SOLO TACKLES: 3, at Florida (9/27/08)
 TFLs: 2.0, vs. Samford (9/13/08)
 QB SACKS: 1.0, 2x, MR: at Tulane (9/11/10)
 FOCRED FUMBLES: 1, 2x, MR: at Tulane (9/11/10)
 FUMBLE RECOVERIES: 1, 2x, MR: at South Carolina (9/24/09)

40 - KENTRELL LOCKETT

6-5 • 260 • Sr.-3L • DE
 Hahnville, La. (Hahnville)

Team captain ... Suffered an ACL injury in the Fresno St. game and will miss the rest of the season ... Played in and started three games ... Missed the season opener due to a heart rhythm problem ... Chosen preseason All-SEC first team by Lindy's and Athlon and second team by Phil Steele and the Birmingham News ... at Tulane (9/11): Posted three tackles (two solo), including a sack, in start ... vs. Vanderbilt (9/18): Posted three tackles (one solo) and was credited with two QB hurries ... vs. Fresno St. (9/25): Suffered an ACL injury and did not record a tackle.

LOCKETT'S CAREER STATISTICS

—DEFENSE—

Year	G-S	UT	AT	TT	TFL-YDS	Sacks-Yds
2007	6-2	5	2	7	1.0-10	1.0-10
2008	13-13	18	18	36	11.5-40	2.0-20
2009	13-13	23	16	39	10.0-54	5.0-35
2010	3-3	3	3	6	1.0-5	1.0-5
Total	35-31	49	39	88	23.5-109	9.0-70

Year	CF	FR	PD	PRES	INT	BLK
2007	0	0	0	1	0	0
2008	0	2	0	4	0	1
2009	0	1	1	13	0	1
2010	0	0	0	2	0	0

Total 0 3 1 20 0 2

LOCKETT'S CAREER HIGHS

TACKLES: 7, vs. Auburn (11/1/08)
 SOLO TACKLES: 5, at Mississippi State (11/28/09)
 TFLs: 2.5, vs. Auburn (11/1/08)
 QB SACKS: 1.5, vs. Mississippi State (11/28/08)

85 - JA-MES LOGAN

6-2 • 195 • Fr.-RS • WR
 Houston, Texas (Westfield)

Has played in every game this season, with four starts ... vs. *Jacksonville St.* (9/4): Made two catches for 31 yards in his first career action ... at *Tulane* (9/11): Caught one pass for 10 yards ... vs. *Vanderbilt* (9/18): Had two catches for 11 yards in first career start ... vs. *Fresno St.* (9/25): Hauled in a career-long reception of 51 yards in start ... vs. *Kentucky* (10/2): Started but did not record a catch ... at *Alabama* (10/16): Tied for the team lead with four catches, totaling 23 yards ... at *Arkansas* (10/23): Set career highs with five catches and 84 yards receiving and scored his first career TD in start ... vs. *Auburn* (10/30): Caught four passes for 46 yards ... vs. *UL-L* (11/6): Caught one pass for nine yards ... at *Tennessee* (11/13): One reception for 4 yards.

LOGAN'S CAREER STATISTICS

—RECEIVING—

Year	G-S	Rec	Yds	TD	Lg	Avg.
2010	10-4	21	269	1	51	12.8
Total	10-4	21	269	1	51	12.8

LOGAN'S CAREER HIGHS

RECEPTIONS: 5, at Arkansas (10/23/10)
 RECEIVING YARDS: 84, at Arkansas (10/23/10)
 LONG RECEPTION: 51, vs. Fresno St. (9/25/10)
 RECEIVING TDs: 1, at Arkansas (10/23/10)

1 - RANDALL MACKKEY

6-0 • 190 • Jr.-JC • QB
 Bastrop, La. (Bastrop; East Mississippi C.C.)

Has not seen action and plans to redshirt.

52 - MIKE MARRY

6-2 • 237 • Fr.-HS • LB
 Clearwater, Fla. (Largo)

Has played in eight games, drawing his first start against UL-L ... at *Tulane* (9/11): Had an assisted tackle in his first career action ... vs. *Fresno St.* (9/25): Assisted on a tackle ... vs. *Kentucky* (10/2): Posted two tackles and recovered a fumble ... at *Alabama* (10/16): Career-high three tackles (two solo) ... at *Arkansas* (10/23): Assisted on a tackle ... vs. *UL-L* (11/6): Made his first start ... Posted a team-leading 11 tackles (eight solo) ... Also posted 3.0 TFL for six yards, including a four-yard sack ... at *Tennessee* (11/13): Talled a pair of solo tackles.

MARRY'S CAREER STATISTICS

—DEFENSE—

Year	G-S	UT	AT	TT	TFL-YDS	Sacks-Yds
2010	8-1	13	8	21	3.0-0	1.0-4
Total	8-1	13	8	21	3.0-6	1.0-4

Year	CF	FR	PD	PRES	INT	BLK
2010	0	1	0	1	0	0
Total	0	1	0	1	0	0

MARRY'S CAREER HIGHS

TACKLES: 11, vs. UL-L (11/6/10)
 SOLO TACKLES: 8, vs. UL-L (11/6/10)
 TFLs: 3.0, vs. UL-L (11/6/10)
 QB SACKS: 1.0, vs. UL-L (11/6/10)
 FUMBLES RECOVERED: 1, vs. Kentucky (10/2/10)

92 - CARLTON MARTIN

6-2 • 270 • Fr.-HS • DL
 Madison, Miss. (Madison Central)

Has not seen action.

49 - WILL MARTIN

6-2 • 223 • So.-TR • LB
 Madison, Miss. (Madison Central; Southern Miss)

Non-scholarship player who joined the team this fall ... Has to sit out this year due to NCAA transfer rules.

8 - JEREMIAH MASOLI

5-11 • 220 • Sr.-TR • QB
 San Francisco, Calif. (St. Louis (Hawaii); Oregon)

Has played in every game this year with starts in the last nine ... Ranks seventh in the SEC in total offense (206.9 ypg), eighth in pass efficiency (123.2) and eighth in passing yards (160.1 ypg) ... Ranks third in rushing (46.8 ypg) among SEC quarterbacks ... vs. *Jacksonville St.* (9/4): Saw first career action as a Rebel ... Completed 7-of-10 passes for 109 yards and one interception ... Also ran for 29 yards on five carries ... at *Tulane* (9/11): Completed 14-of-20 passes for 281 yards, a TD and a pick in his first start for the Rebels ... Converted tosses of 70 (TD) and 61 yards to Markeith Summers ... Also ran for 27 yards and a TD on nine attempts ... vs. *Vanderbilt* (9/18): Became the first Ole Miss player since Archie Manning in 1969 to rush and pass for at least 100 yards ... Ran for a team-high 104 yards and a TD on 19 carries and threw for 190 yards on 19-of-35 attempts, with two interceptions ... vs. *Fresno St.* (9/25): Completed 8-of-12 passes for 153 yards with two TDs and a pick ... Also rushed for 59 yards on eight carries, including a long of 56 ... vs. *Kentucky* (10/2): Accounted for a career-high four touchdowns including a career-best three passing scores ... Threw for 90 yards on 9-of-17 passing and rushed for 43 yards on nine attempts ... at *Alabama* (10/16): Completed 18 of 40 passes for 110 yards, a TD and an interception ... Rushed for a team-high 40 yards on 10 carries ... at *Arkansas* (10/23): Piled up 425 yards of total offense, the second-highest game total in school history ... Career-high 21 completions on 36 attempts for a career-high 327 yards and a career high-tying three TDs with no picks ... Ran for a team-high 98 yards on 15 carries ... Booted a 45-yard punt ... vs. *Auburn* (10/30): Completed 20 of 33 passes for 189 yards, a TD and an interception ... Rushed for 29 yards on 14 carries ... vs. *UL-L* (11/6): Went 5-for-8 for 72 yards and a TD ... Also rushed three times for 17 yards and a TD ... Left the game with a concussion in the second quarter ... at *Tennessee* (11/13): Went 7-for-18 with three interceptions, passing for 80 yards ... Also rushed seven times for 22 yards ... One punt for 46 yards, downed inside the 20.

MASOLI'S CAREER STATISTICS

—PASSING—

Year	G-S	Cmp-Att	Pct.	Yds	TD	INT	LP
2010	10-9	128-229	.559	1601	12	10	70
Total	10-9	128-229	.559	1601	12	10	70

Year	G-S	Avg/G	Effic.
2010	10-9	160.1	123.2
Total	10-9	160.1	123.2

—RUSHING—

Year	G-S	Att	Yds	TD	Lg	Avg.
2010	10-9	99	468	4	56	4.7
Total	10-9	99	468	4	56	4.7

—PUNTING—

Year	G	No.	Yds	LP	Avg	Blk
2010	10	2	91	46	45.5	0
Total	10	2	91	46	45.5	0

MASOLI'S CAREER HIGHS

PASSING ATTEMPTS: 40, at Alabama (10/16/10)
 COMPLETIONS: 21, at Arkansas (10/23/10)
 PASSING YARDS: 327, at Arkansas (10/23/10)
 LONG COMPLETION: 70, at Tulane (9/11/10)
 PASSING TDs: 3, 2x, MR: at Arkansas (10/23/10)
 RUSHING ATTEMPTS: 19, vs. Vanderbilt (9/18/10)
 RUSHING YARDS: 104, vs. Vanderbilt (9/18/10)
 LONGEST RUSH: 56, vs. Fresno St. (9/25/10)
 RUSHING TDs: 1, 4x, MR: vs. UL-L (11/6/10)
 100-YARD RUSHING GAMES: 1, 104 vs. Vanderbilt (9/18/10)
 PUNTS: 1, 2x, MR at Tennessee (11/13/10)
 PUNTING YARDS: 46, at Tennessee (11/13/10)
 LONGEST PUNT: 46, at Tennessee (11/13/10)

89 - Z. MASON

6-5 • 267 • Fr.-RS • TE
 Nashville, Tenn. (Christ Presbyterian Academy)

Saw his first action against UL-Lafayette.

79 - BOBBY MASSIE

6-6 • 310 • So.-1L • OT
 Lynchburg, Va. (Liberty Christian Academy; Hargrave)

Has started every games this season at right tackle, helping Ole Miss rank first in the SEC in sacks allowed (7) ... Named pre-season All-SEC second team by *Lindy's* ... vs. *Jacksonville St.* (9/4): Helped pave the way for Brandon Bolden to rush for 104 yards ... vs. *Fresno St.* (9/25): Helped pave the way for Brandon Bolden's 228 yards on the ground as Ole Miss piled up 578 total yards and did not allow a sack ... vs. *Kentucky* (10/2): Helped the Ole Miss offense roll up 42 points ... at *Arkansas* (10/23): Helped Ole Miss rack up 512 total yards and allow just one sack ... vs. *Auburn* (10/30): Helped Ole Miss rush for 218 yards, including an 83 yard TD run by Jeff Scott ... vs. *UL-L* (11/6): Helped an Ole Miss rushing offense that saw two 100-yard rushers for the first time since 1999 ... at *Tennessee* (11/13): Helped Brandon Bolden rush for 113 yards and two TD.

13 - BRISHEN MATHEWS

6-1 • 190 • Fr.-HS • S
 Monticello, Ark. (Monticello)

Has played in every game this season ... vs. *Jacksonville St.* (9/4): Saw first career action ... vs. *Fresno St.* (9/25): Posted first career tackle and pass break-up ... vs. *Kentucky* (10/2): Talled two solo stops ... at *Alabama* (10/16): Posted one solo stop ... at *Arkansas* (10/23): Registered two tackles (one solo) ... vs. *Auburn* (10/30): Recorded a career-high eight solo tackles to lead the team with Fon Ingram.

MATHEWS' CAREER STATISTICS

—DEFENSE—

Year	G-S	UT	AT	TT	TFL-YDS	Sacks-Yds
2010	10-0	13	1	14	0.0-0	0-0
Total	10-0	13	1	14	0.0-0	0-0

Year	CF	FR	PD	PRES	INT	BLK
2010	0	0	1	0	0	0
Total	0	0	1	0	0	0

MATHEWS' CAREER HIGHS

TACKLES: 8, vs. Auburn (10/30/10)
 SOLO TACKLES: 8, vs. Auburn (10/30/10)
 PASSES DEFENDED: 1, vs. Fresno St. (9/25/10)

70 - EMMANUEL McCRAY

6-4 • 300 • Fr.-RS • OT
 Jackson, Miss. (Forest Hill)

Has played in all but one game this season (Vanderbilt) ... vs. *Jacksonville St.* (9/4): Saw first career action as a Rebel.

6 - JEREMY MCGEE

5-10 • 185 • Sr.-2L • CB
New Orleans, La. (Edna Karr; UCLA)

Has played in every game this season with nine starts ... vs. *Jacksonville St. (9/4)*: Registered four tackles (two solo) and broke up a pass ... at *Tulane (9/11)*: Three solo tackles and a pass break-up ... vs. *Vanderbilt (9/18)*: Tied a career high with five tackles (four solo) ... vs. *Fresno St. (9/25)*: Posted one solo stop ... vs. *Kentucky (10/2)*: Did not start but recorded two solo tackles, a pass break-up and a QB hurry ... at *Alabama (10/16)*: Posted three solo stops ... at *Arkansas (10/23)*: Assisted on two tackles ... vs. *Auburn (10/30)*: Talled a career-high seven tackles (six solo) ... Combined with Jonathan Cornell for a TFL for one yard ... vs. *UL-L (11/6)*: Came up with an interception ... at *Tennessee (11/13)*: Talled one solo tackle.

MCGEE'S CAREER STATISTICS

—DEFENSE—

Year	G-S	UT	AT	TT	TFL-YDS	Sacks-Yds
2008	13-0	14	6	20	1.0-2	0-0
2009	13-2	17	2	19	1.0-5	1.0-5
2010	10-9	22	6	28	0.5-1	0-0
Total	36-11	53	14	67	2.5-8	1.0-5

Year	CF	FR	PD	PRES	INT	BLK
2008	0	0	5	0	0	0
2009	1	1	4	0	1	0
2010	0	0	3	1	1	0
Total	1	1	12	1	2	0

MCGEE'S CAREER HIGHS

TACKLES: 7, vs. Auburn (10/30/10)
SOLO TACKLES: 6, vs. Auburn (10/30/10)
TFLS: 1.0, 2x, MR: at Memphis (9/6/09)
QB SACKS: 1.0, at Memphis (9/6/09)
INTERCEPTIONS: 1, 2x, MR vs. UL-L (11/6/10)

88 - JARED MITCHELL

6-3 • 190 • So.-1L • WR
Chesterfield, Mo. (Parkway Central; Hargrave)

Has played in six games this season on special teams ... Moved from DB to WR in the spring ... vs. *Jacksonville St. (9/4)*: Saw first action of the season.

MITCHELL'S CAREER STATISTICS

—SPECIAL TEAMS TACKLES—

Year	G	UT	AT	TT
2009	3	1	0	1
2010	6	0	0	0
Total	9	1	0	1

MITCHELL'S CAREER HIGHS

TACKLES: 1, vs. Northern Arizona (11/7/09)
SOLO TACKLES: 1, vs. Northern Arizona (11/7/09)

20 - BRIAN MORRIS

6-1 • 200 • So.-TR • WR
Tulsa, Okla. (Union; Oklahoma State)

Non-scholarship player who joined the team this fall ... Must sit out season due to NCAA transfer rules.

82 - VINCENT MOSS

5-11 • 185 • Jr.-Sq • WR
Munford, Ala. (Munford)

Has not seen action.

28 - KORVIC NEAT

5-8 • 165 • Fr.-RS • RB
Hallandale, Fla. (Hallandale)

Has played in six games this season with one start (Vanderbilt) ... vs. *Jacksonville St. (9/4)*: Saw first career action as a Rebel, rushing once for four yards and catching one pass for four yards ... at *Tulane (9/11)*: Rushed once for one yard ... vs. *Vanderbilt (9/18)*: Drew first career start and rushed for 20 yards and first career TD on five carries ... Also caught two passes for 16 yards ... vs. *Auburn (10/30)*: Caught two passes for six yards ... Returned one kick for 25 yards, his first kick return of his career ... vs. *UL-L (11/6)*: Caught one pass for 14 yards ... Rushed twice for nine yards ... at *Tennessee (11/13)*: Caught one pass for 22 yards ... Also returned a kick for 16 yards.

NEAT'S CAREER STATISTICS

—RUSHING—

Year	G-S	Att	Yds	TD	Lg	Avg.
2010	7-1	9	34	1	8	3.8
Total	7-1	9	34	1	8	3.8

—RECEIVING—

Year	G-S	Rec	Yds	TD	Lg	Avg.
2010	7-1	7	62	0	22	8.9
Total	7-1	7	62	0	22	8.9

—KICKOFF RETURNS—

Year	G	Ret	Yds	TD	Lg	Avg.
2010	6	2	41	0	25	20.5
Total	6	2	41	0	25	20.5

NEAT'S CAREER HIGHS

RUSHING ATTEMPTS: 5, vs. Vanderbilt (9/18/10)
RUSHING YARDS: 20, vs. Vanderbilt (9/18/10)
LONGEST RUSH: 8, vs. Vanderbilt (9/18/10)
RUSHING TDs: 1, vs. Vanderbilt (9/18/10)
RECEPTIONS: 2, 2x, MR: vs. Auburn (10/30/10)
RECEIVING YARDS: 22, at Tennessee (11/13/10)
LONG RECEPTION: 22, at Tennessee (11/13/10)
KICKOFF RETURNS: 1, 2x, MR at Tennessee (11/13/10)
KICKOFF RETURN YARDS: 25, vs. Auburn (10/30/10)
LONG KICKOFF RETURN: 25, vs. Auburn (10/30/10)

27 - SAM NOBLIN

6-2 • 205 • Fr.-HS • S
Ocean Springs, Miss. (Ocean Springs)

Has not seen action.

84 - JACK NUISMER

6-3 • 220 • Fr.-RS • TE
Nashville, Tenn. (Ensworth)

Has not seen action.

4 - NICHOLAS PARKER

6-2 • 210 • Fr.-HS • RB
Batesville, Miss. (South Panola)

Has not seen action.

87 - JOHN PELOZA

6-5 • 240 • Fr.-HS • TE
Plano, Texas (Plano West)

Has not seen action.

66 - CHAD PHILLIPS

6-2 • 238 • Fr.-RS • LS
Madison, Miss. (Madison Central)

Has not seen action.

69 - WESLEY PHILLIPS

6-0 • 220 • Sr.-Sq • LS
Madison, Miss. (Madison Central)

Has played in every game as the primary long snapper.

57 - JERRELL POWE

6-2 • 320 • Sr.-2L • DT
Waynesboro, Miss. (Wayne County; Hargrave)

Team captain ... Has started every game this season ... Named to watch lists for the Rotary Lombardi Award, Outland Trophy and Bronko Nagurski Trophy ... Selected preseason All-America second team by **The Kickoff**, third team by **Phil Steele** and honorable mention by **NationalChamps.net** and **Consensus Draft Services** ... Chosen preseason All-SEC first team by the **Sporting News**, **Birmingham News**, **Blue Ribbon** and **Phil Steele** and second team by **Lindy's** and **Athlon** ... vs. *Jacksonville St. (9/4)*: Made two solo stops, including one TFL, in start ... at *Tulane (9/11)*: Started at nose tackle ... vs. *Vanderbilt (9/18)*: Posted three tackles (one solo), including a TFL ... vs. *Fresno St. (9/25)*: Made two solo tackles, including a TFL ... vs. *Kentucky (10/2)*: Collected one solo tackle and a pass break-up ... at *Alabama (10/16)*: Recorded three tackles (one solo) with a career-best 1.5 sacks ... at *Arkansas (10/23)*: Posted four tackles (three solo) and was credited with a QB hurry ... vs. *UL-L (11/6)*: Posted three solo tackles ... Posted two TFL for 4 yards, including a one-yard sack ... Also forced a fumble ... at *Tennessee (11/13)*: Talled two tackles (one solo), including 1.0 TFL for three yards.

POWE'S CAREER STATISTICS

—DEFENSE—

Year	G-S	UT	AT	TT	TFL-YDS	Sacks-Yds
2008	12-0	6	2	8	3.5-13	1.5-9
2009	13-10	25	9	34	12.0-38	3.0-13
2010	10-10	14	6	20	7.5-24	2.5-7
Total	35-20	45	17	62	23.0-75	7.0-29

Year	CF	FR	PD	PRES	INT	BLK
2008	0	0	1	0	1	0
2009	0	1	0	2	0	0
2010	1	0	1	1	0	0
Total	1	1	2	3	1	0

—RUSHING—

Year	G-S	Att	Yds	TD	Lg	Avg.
2009	13-10	2	0	0	0	0.0
Total	35-20	2	0	0	0	0.0

POWE'S CAREER HIGHS

TACKLES: 6, at Vanderbilt (10/3/09)
SOLO TACKLES: 3, 4x, MR: at Arkansas (10/23/10)
TFLS: 3.0, vs. Northern Arizona (11/7/09)
QB SACKS: 1.5, at Alabama (10/16/10)
FUMBLES FORCED: 1, vs. UL-L (11/6/10)
INTERCEPTIONS: 1, vs. Mississippi State (11/28/08)

96 - ANDREW RITTER

6-3 • 205 • So.-1L • K/P
Jackson, Miss. (Jackson Academy)

Has played in every game as the kickoff specialist ... vs. *Jacksonville St. (9/4)*: Had two touchbacks out of seven kickoffs ... at *Tulane (9/11)*: Recorded one touchback on six kickoffs and made one tackle ... vs. *Vanderbilt (9/18)*: All three kickoffs resulted in touchbacks ... vs. *Fresno St. (9/25)*: Kicked off 10 times, with three touchbacks ... Also assisted on a tackle ... vs. *Kentucky (10/2)*: Credited with two touchbacks on seven kickoffs ... at *Alabama (10/16)*: Kicked off three times ... at *Arkansas*

(10/23): Posted one touchback on five kickoffs ... vs. Auburn (10/30): Kicked off five times and recorded a tackle ... vs. UL-L (11/6): Kicked off nine times with a 62.1 average per kick ... at Tennessee (11/13): Kicked off twice for an average of 57.0 yards per kick.

RITTER'S CAREER STATISTICS

—KICKOFFS—

Year	No.	Yards	Avg.	TB
2009	73	4766	65.3	12
2010	57	3703	65.0	14
Total	130	8469	65.1	26

—SPECIAL TEAMS TACKLES—

Year	G	UT	AT	TT
2009	13	1	1	2
2010	10	3	1	4
Total	23	4	2	6

90 - GERALD RIVERS

6-5 • 245 • So.-1L • DE
Ellenwood, Ga. (Cedar Grove)

Has played in eight games with five starts ... vs. Jacksonville St. (9/4): Started in place of Kentrell Lockett and tallied a career-high three tackles (one solo) ... vs. Vanderbilt (9/18): Credited with a QB hurry ... vs. Fresno St. (9/25): Made two tackles (one solo), including his first career sack ... vs. Kentucky (10/2): Posted one solo stop in start ... at Alabama (10/16): Registered career highs with four tackles, 1.5 TFLs and 1.5 sacks in start ... at Arkansas (10/23): Assisted on a tackle in start.

RIVERS' CAREER STATISTICS

—DEFENSE—

Year	G-S	UT	AT	TT	TFL-YDS	Sacks-Yds
2009	5-0	3	1	4	1.0-5	0-0
2010	8-5	5	6	11	2.5-17	2.5-17
Total	13-5	8	7	15	3.5-22	2.5-17

Year	CF	FR	PD	PRES	INT	BLK
2009	0	0	0	0	0	0
2010	0	0	0	1	0	0
Total	0	0	0	1	0	0

RIVERS' CAREER HIGHS

TACKLES: 4, at Alabama (10/16/10)
SOLO TACKLES: 2, 2x, MR: at Alabama (10/16/10)
TFLs: 1.5, at Alabama (10/16/10)
QB SACKS: 1.5, at Alabama (10/16/10)

81 - BRYSON ROSE

6-0 • 193 • So.-Sq • K
Raleigh, N.C. (Wakefield)

Has served as the team's placekicker in every game ... Ranks fifth in the SEC in scoring (8.7 ppg) and second among kickers ... Third in the SEC with 1.56 field goals made per game ... vs. Jacksonville St. (9/4): Made both of his field-goal attempts (24 and 35 yards) and was 6-of-6 on PATs ... at Tulane (9/11): Went 2-for-2 on field goals, including a career-long 41 yarder, and converted all three PATs ... vs. Vanderbilt (9/18): Missed his only FG attempt, from 32 yards ... 2-of-2 on PATs ... vs. Fresno St. (9/25): Made 2-of-3 FG attempts (good from 20 and 40, missed from 31) and all seven PATs ... vs. Kentucky (10/2): Nailed all six PAT chances ... at Alabama (10/16): Connected on lone field goal attempt (from 22 yards) and added a PAT ... at Arkansas (10/23): Connected on lone field goal attempt (from 22 yards) and nailed all three PATs ... vs. Auburn (10/30): Connected on his only field goal attempt (from 32 yards) and nailed all four PATs ... vs. UL-L (11/6): Hit a career-high five field goals and all four PATs ... at Tennessee (11/13): Hit both PATs attempted.

ROSE'S CAREER STATISTICS

—KICKING—

Year	FG-FGA	PCT.	PAT-ATT	PCT.	TP
2009	0-0	.000	2-2	1.000	2
2010	14-16	.875	38-38	1.000	80
Total	14-16	.875	38-38	1.000	82

—FG DISTANCE BREAKDOWN—

Year	0-29	30-39	40-49	50+	LG
2010	8-8	4-6	2-2	0-0	41
Total	8-8	4-6	2-2	0-0	41

ROSE'S CAREER HIGHS

FIELD GOALS MADE: 5, vs. UL-L (11/6/10)
FIELD GOALS ATTEMPTED: 5, vs. UL-L (11/6/10)
CONSECUTIVE FGs MADE: 8, 10/16/10 - Present
LONG FIELD GOAL: 41, at Tulane (9/11/10)
PATs MADE: 7, vs. Fresno St. (9/25/10)
PATs ATTEMPTED: 7, vs. Fresno St. (9/25/10)
CONSECUTIVE PATs MADE: 38, 9/19/09 - Present
PTS SCORED: 19, vs. UL-L (11/6/10)

80 - NICK SABERT

6-0 • 180 • Fr.-HS • WR
Lebanon, Ohio (St. Xavier)

Has not seen action.

14 - BRANDON SANDERS

6-0 • 208 • So.-1L • LB
Suwanee, Ga. (Peachtree Ridge)

Suspended indefinitely ... vs. Jacksonville St. (9/4): Saw action.

B. SANDERS' CAREER STATISTICS

—DEFENSE—

Year	G-S	UT	AT	TT	TFL-YDS	Sacks-Yds
2009	11-0	5	2	7	0.0-0	0.0-0
Total	12-0	5	2	7	0.0-0	0.0-0

B. SANDERS' CAREER HIGHS

TACKLES: 2, vs. UAB (10/17/09)
SOLO TACKLES: 2, vs. UAB (10/17/09)

11 - VINCENT SANDERS

6-3 • 180 • Fr.-HS • WR
Macon, Miss. (Noxubee County)

Has not seen action.

3 - CHARLES SAWYER

5-11 • 175 • Fr.-RS • CB
Miami, Fla. (Coral Reef)

Has played in every game this season with three starts ... vs. Jacksonville St. (9/4): Collected two solo stops in first career action ... at Tulane (9/11): Posted a career-high 10 tackles (seven solo) ... vs. Vanderbilt (9/18): Tallied seven tackles (three solo) ... vs. Fresno St. (9/25): Posted three solo tackles and recovered a fumble ... vs. Kentucky (10/2): Recorded first career interception and returned it 38 yards to set up an Ole Miss touchdown ... Also posted four solo tackles ... at Alabama (10/16): Made four stops (two solo) ... at Arkansas (10/23): Posted three tackles (two solo), including his first career TFL ... vs. Auburn (10/30): Recorded two solo tackles ... vs. UL-L (11/6): Made six solo tackles ... Recorded one pass break up ... Also posted an interception which he returned 15 yards.

SAWYER'S CAREER STATISTICS

—DEFENSE—

Year	G-S	UT	AT	TT	TFL-YDS	Sacks-Yds
2010	10-3	31	10	41	1.0-2	0-0
Total	10-3	31	10	41	1.0-2	0-0

Year	CF	FR	PD	PRES	INT	BLK
2010	0	1	3	0	2	0
Total	0	1	3	0	2	0

SAWYER'S CAREER HIGHS

TACKLES: 10, at Tulane (9/11/10)
SOLO TACKLES: 7, at Tulane (9/11/10)
TFLs: 1, at Arkansas (10/23/10)
INTERCEPTIONS: 1, 2x, MR vs. UL-L (11/6/10)

3 - JEFF SCOTT

5-8 • 170 • Fr.-HS • RB
Miami, Fla. (Archbishop Carroll)

Has played in eight games, with four starts ... vs. Jacksonville St. (9/4): Rushed three times for 19 yards and returned two kickoffs for 68 yards in first career action ... vs. Fresno St. (9/25): Ran for 74 yards on 11 carries and notched first career TD (on a 55-yard sprint) in his first career start ... vs. Kentucky (10/2): Rushed eight times for 26 yards in start ... at Alabama (10/16): Had five carries for 39 yards ... at Arkansas (10/23): Rushed 11 times for 62 yards, including a long run of 45 yards ... vs. Auburn (10/30): Rushed nine times for a career-high 134 yards, including a career-long 83 yard TD ... Posted his first 100-yard rushing game ... Averaged 14.9 yards per carry ... vs. UL-L (11/6): Rushed two times for one yard ... at Tennessee (11/13): Rushed five times for 31 yards ... Also returned two kicks for 39 yards with a long of 23.

J. SCOTT'S CAREER STATISTICS

—RUSHING—

Year	G-S	Att	Yds	TD	Lg	Avg.
2010	8-4	54	386	2	83	7.1
Total	8-4	54	386	2	83	7.1

—KICKOFF RETURNS—

Year	G	Ret	Yds	TD	Lg	Avg.
2010	8	4	107	0	40	26.8
Total	8	4	107	0	40	26.8

J. SCOTT'S CAREER HIGHS

RUSHING ATTEMPTS: 11, 2x, MR: at Arkansas (10/23/10)
RUSHING YARDS: 134, vs. Auburn (10/30/10)
LONGEST RUSH: 83, vs. Auburn (10/30/10)
100-YARD RUSHING GAMES: 1, vs. Auburn (10/30/10)
RUSHING TDs: 1, 2x, MR: vs. Auburn (10/30/10)
KICKOFF RETURNS: 2, 2x, MR at Tennessee (11/13/10)
KICKOFF RETURN YARDS: 68, vs. Jacksonville St. (9/4/10)
LONG KICKOFF RETURN: 40, vs. Jacksonville St. (9/4/10)

96 - LAWON SCOTT

6-2 • 310 • Sr.-3L • DT
St. Petersburg, Fla. (St. Petersburg)

Has played in every game this season with a start in the opener ... vs. Jacksonville St. (9/4): Posted one solo tackle in start ... vs. Vanderbilt (9/18): Posted two assisted tackles ... vs. UL-L (11/6): Posted a solo tackle and recovered a fumble ... at Tennessee (11/13): Posted one TFL for three yards ... Suffered a season-ending injury late in the game.

L. SCOTT'S CAREER STATISTICS

—DEFENSE—

Year	G-S	UT	AT	TT	TFL-YDS	Sacks-Yds
2007	4-0	4	3	7	2.5-5	0-0
2008	13-6	10	11	21	2.5-17	2.0-16
2009	13-13	13	11	24	0.0-0	0-0
2010	10-1	3	2	5	1.0-3	0-0
Total	40-20	30	27	57	6.0-25	2.0-16

Year	CF	FR	PD	PRES	INT	BLK
2008	1	0	1	1	0	0
2009	1	2	0	1	0	0
2010	0	1	0	0	0	0
Total	2	3	1	2	0	0

L. SCOTT'S CAREER HIGHS

TACKLES: 4, 3x, vs. Tennessee (11/14/09)
 SOLO TACKLES: 2, 3x, MR: vs. Samford (9/13/08)
 TFLs: 2.5, at Auburn (10/27/07)
 QB SACKS: 1.0, 2x, MR: at LSU (11/22/08)
 FUMBLES RECOVERED: 1, vs. UL-L (11/6/10)

2 - RODNEY SCOTT

5-8 • 200 • So.-1L • RB
 Cross City, Fla. (Dixie County)

Has seen action in every game this season ... vs. Jacksonville St. (9/4): Rushed three times for nine yards ... vs. Vanderbilt (9/18): Rushed once for eight yards ... vs. Fresno St. (9/25): Carried the ball six times for 24 yards ... vs. Kentucky (10/2): Rushed five times for 14 yards ... at Arkansas (10/23): Carried the ball twice for seven yards ... vs. UL-L (11/6): Rushed four times for seven yards.

R. SCOTT'S CAREER STATISTICS

—RUSHING—

Year	G-S	Att	Yds	TD	Lg	Avg.
2009	11-0	35	138	2	25	3.9
2010	10-0	21	69	1	21	3.3
Total	21-0	56	207	3	25	3.7

—KICKOFF RETURNS—

Year	G	Ret	Yds	TD	Lg	Avg.
2009	11	1	4	0	4	4.0
Total	20	1	4	0	4	4.0

—SPECIAL TEAMS TACKLES—

Year	G	UT	AT	TT
2009	11	2	0	2
2010	9	0	0	0
Total	20	2	0	2

R. SCOTT'S CAREER HIGHS

RUSHING ATTEMPTS: 10, vs. Northern Arizona (11/7/09)
 RUSHING YARDS: 57, vs. UAB (10/17/09)
 RUSHING TDS: 2, vs. UAB (10/17/09)
 LONGEST RUSH: 25, vs. UAB (10/17/09)

42 - D.T. SHACKELFORD

6-1 • 235 • So.-1L • LB
 Decatur, Ala. (Austin)

Has played in every game this season, with four starts ... Ranks 11th among SEC players with 4.0 sacks ... vs. Jacksonville St. (9/4): Registered two tackles, including his first career sack, and a QB hurry ... at Tulane (9/11): Posted three stops (two solo) ... vs. Vanderbilt (9/18): Recorded six tackles (three solo) with a career-high 2.5 TFLs and 1.0 sack ... Also credited with a QB hurry ... vs. Fresno St. (9/25): Assisted on two tackles, including 0.5 sack ... vs. Kentucky (10/2): Earned first career start at defensive end ... Tallied three tackles (two solo) and forced a fumble ... at Alabama (10/16): Tied career high with seven tackles (three solo), including 0.5 sack ... at Arkansas (10/23): Recovered a fumble and returned it 19 yards ... vs. Auburn (10/30): Recorded six solo tackles ... Also recorded 1.0 TFL for two yards ... vs. UL-L (11/6): Recorded an assisted tackle and a QB hurry ... at Tennessee (11/13): Tallied four tackles (one solo) ... Posted 1.5 TFL for 8 yards, including 1.0 sack for six yards.

SHACKELFORD'S CAREER STATISTICS

—DEFENSE—

Year	G-S	UT	AT	TT	TFL-YDS	Sacks-Yds
2009	11-0	15	5	20	2.0-3	0.0-0
2010	10-4	18	16	34	7.0-27	4.0-20
Total	21-4	33	21	54	9.0-30	4.0-20

Year	CF	FR	PD	PRES	INT	BLK
2009	0	2	1	0	1	0
2010	1	1	0	3	0	0
Total	1	3	1	3	1	0

SHACKELFORD'S CAREER HIGHS

TACKLES: 7, 2x, MR: at Alabama (10/16/10)
 SOLO TACKLES: 6, vs. Auburn (10/30/10)
 TFLs: 2.5, vs. Vanderbilt (9/18/10)
 QB SACKS: 1.0, 2x, MR: vs. Vanderbilt (9/18/10)
 INTERCEPTIONS: 1, vs. Southeastern La. (9/19/09)

47 - TIM SIMON

6-1 • 213 • So.-Sq • RB
 Cordova, Ala. (Cordova)

Has not seen action.

93 - JUSTIN SMITH

6-3 • 290 • Jr.-1L • DT
 Alpharetta, Ga. (Chattahoochee)

Has seen action in six games ... vs. Kentucky (10/2): Saw first action of the season and recorded 0.5 TFL ... at Arkansas (10/23): Registered 0.5 sack ... at Tennessee (11/13): Posted three solo tackles, including 1.0 TFL for two yards.

SMITH'S CAREER STATISTICS

—DEFENSE—

Year	G-S	UT	AT	TT	TFL-YDS	Sacks-Yds
2008	12-0	4	2	6	0.0-0	0-0
2009	2-0	1	1	2	0.5-1	0-0
2010	6-0	3	2	5	2.0-3	0.5-1
Total	20-0	8	5	13	2.5-4	0.5-1

SMITH'S CAREER HIGHS

TACKLES: 3, at Tennessee (11/13/10)
 SOLO TACKLES: 3, at Tennessee (11/13/10)
 TFLs: 1.0, at Tennessee (11/13/10)
 SACKS: 0.5, at Arkansas (10/23/10)

78 - BRADLEY SOWELL

6-7 • 315 • Jr.-2L • OT
 Hernando, Miss. (Hernando)

Has started every game at left tackle, helping Ole Miss rank first in the SEC in sacks allowed (10) ... Chosen preseason All-SEC fourth team by Phil Steele ... Received the Jeff Hamm Memorial Award for the Most Improved Offensive Player from spring drills ... vs. Jacksonville St. (9/4): Helped pave the way for Brandon Bolden to rush for 104 yards ... vs. Fresno St. (9/25): Helped pave the way for Brandon Bolden's 228 yards on the ground as Ole Miss piled up 578 total yards and did not allow a sack ... vs. Kentucky (10/2): Helped the Ole Miss offense roll up 42 points ... at Arkansas (10/23): Helped Ole Miss rack up 512 total yards and allow just one sack ... vs. Auburn (10/30): Helped Ole Miss rush for 218 yards, including an 83-yard TD from Jeff Scott ... vs. UL-L (11/6): Helped Ole Miss post a pair of 100-yard rushers for the first time since 1999 ... at Tennessee (11/13): Helped Brandon Bolden rush for 113 yards ... Also recorded a tackle.

SOWELL'S CAREER STATISTICS

—RECEIVING—

Year	G-S	Rec	Yds	TD	Lg	Avg.
2008	13-0	1	1	1	1	1.0
Total	33-19	1	1	1	1	1.0

SOWELL'S CAREER HIGHS

RECEPTIONS: 1, vs. Mississippi St. (11/28/08)
 RECEIVING YARDS: 1, vs. Mississippi St. (11/28/08)
 RECEIVING TDS: 1, vs. Mississippi St. (11/28/08)
 LONG RECEPTION: 1, vs. Mississippi St. (11/28/08)

12 - NATHAN STANLEY

6-5 • 215 • So.-1L • QB
 Tahlequah, Okla. (Sequoyah)

Has played in four games, with a start in the season opener ... vs.

Jacksonville St. (9/4): Made first career start and completed 6-of-10 passes for 133 yards and three TDs ... Career-long toss of 41 yards for a TD to Melvin Harris on the opening drive ... at Tulane (9/11): Under center for one series, completing 2-of-2 passes for one yard ... vs. UL-L (11/6): Went 6-for-14 for 108 yards ... Completed a career-long pass of 45 yards to Brandon Bolden ... Entered the game in the second quarter after Jeremiah Masoli was sidelined with injury on a TD run ... at Tennessee (11/13): Completed 3-of-6 passes for 19 yards ... Rushed twice for -17 yards.

STANLEY'S CAREER STATISTICS

—PASSING—

Year	G-S	Cmp-Att	Pct.	Yds	TD	INT	LP
2009	5-0	11-23	.478	163	1	1	38
2010	4-1	17-32	.531	261	3	1	45
Total	9-1	28-55	.509	424	4	2	45

Year	G-S	Avg/G	Effic.
2009	5-0	32.6	113.0
2010	4-1	65.2	146.3
Total	9-1	47.1	132.4

STANLEY'S CAREER HIGHS

PASSING ATTEMPTS: 14, vs. UL-L (11/6/10)
 COMPLETIONS: 6, 3x, MR: vs. UL-L (11/6/10)
 PASSING YARDS: 133, vs. Jacksonville St. (9/4/10)
 PASSING TDS: 3, vs. Jacksonville St. (9/4/10)
 LONG COMPLETION: 45, vs. UL-L (11/6/10)

54 - WALKER STURGEON

6-2 • 250 • Fr.-HS • DE
 Horn Lake, Miss. (DeSoto Central)

Has not seen action.

16 - MARKEITH SUMMERS

6-3 • 205 • Sr.-3L • WR
 Olive Branch, Miss. (Olive Branch)

Has played in every game this season, with starts in eight ... Labeled the Rebels' "Rising Star" by Lindy's ... vs. Jacksonville St. (9/4): Caught two passes for 32 yards and a TD ... at Tulane (9/11): Recorded the sixth-most receiving yards in a game in school history with 165 yards on five catches, including a career-long 70-yard TD reception and a 61-yard grab ... vs. Vanderbilt (9/18): Caught three passes for 38 yards ... vs. Fresno St. (9/25): Did not record a catch ... vs. Kentucky (10/2): Posted one catch for seven yards ... at Alabama (10/16): Caught two passes for 13 yards ... at Arkansas (10/23): Caught three passes for 104 yards and a career-high two TDs ... vs. Auburn (10/30): Caught four passes for 66 yards and a TD ... Rushed one time for 20 yards ... vs. UL-L (11/6): Caught one pass for 11 yards ... at Tennessee (11/13): Caught one pass for 18 yards ... Returned four punts for 20 yards.

SUMMERS' CAREER STATISTICS

—RECEIVING—

Year	G-S	Rec	Yds	TD	Lg	Avg.
2008	13-2	5	94	0	33	18.8
2009	13-6	17	394	4	65	23.2
2010	10-8	22	454	5	70	20.6
Total	46-16	44	942	9	70	21.4

—RUSHING—

Year	G-S	Att	Yds	TD	Lg	Avg.
2008	13-2	2	19	1	13	9.5
2009	13-6	1	-5	0	-5	-5.2
2010	10-8	1	20	0	20	20.0
Total	46-16	4	34	1	20	8.5

SUMMERS' CAREER HIGHS

RECEPTIONS: 5, at Tulane (9/11/10)
 RECEIVING YARDS: 165, at Tulane (9/11/10)
 RECEIVING TDS: 2, at Arkansas (10/23/10)
 LONG RECEPTION: 70, at Tulane (9/11/10)

RUSHING ATTEMPTS: 1, 4x, MR: vs. Auburn (10/30/10)
 RUSHING YARDS: 20, vs. Auburn (10/30/10)
 RUSHING TDs: 1, at LSU (11/22/08)
 LONGEST RUSH: 20, vs. Auburn (10/30/10)

56 - EVAN SWINDALL

5-3 • 295 • Fr.-HS • C
 LaFayette, Ga. (LaFayette)

Has seen action in six games, with starts in two ... *at Tulane (9/11)*: Saw first career action ... *at Alabama (10/16)*: Earned first career start at center ... *at Arkansas (10/23)*: Started at center and helped Ole Miss rack up 512 total yards and allow just one sack ... Also made a tackle ... *vs. UL-L (11/6)*: Helped Ole Miss post a pair of 100-yard rushers for the first time since 1999.

37 - MATT TARPLEY

5-10 • 180 • Fr.-RS • WR
 Minneapolis, Minn. (Wayzata)

Has not seen action.

60 - JOSH TATUM

6-5 • 315 • So.-Sq • OG
 Marbury, Ala. (Marbury)

Played in the first two games before being injured in the Tulane game ... *vs. Jacksonville St. (9/4)*: Saw first career action as a Rebel ... *at Tulane (9/11)*: Made his first career start as the RG.

4 - MARCUS TEMPLE

5-10 • 188 • Jr.-2L • CB
 Manquin, Va. (King William; Hargrave)

Has started every game this season at cornerback ... Tied for third among SEC players and 36th in the nation with 0.22 fumble recoveries per game ... *vs. Jacksonville St. (9/4)*: Posted six tackles (two solo) and broke up a pass ... *at Tulane (9/11)*: Posted four tackles (two solo), broke up a pass and recovered a fumble in the final minutes that sealed the win ... *vs. Vanderbilt (9/18)*: Posted two assisted tackles ... *vs. Fresno St. (9/25)*: Set a career high with seven tackles (three solo) and returned a fumble for 29 yards ... *vs. Kentucky (10/2)*: Posted two tackles (one solo) ... *at Alabama (10/16)*: Led the team with a career-high eight tackles (six solo), including his first career TFL ... Also recovered a fumble ... *at Arkansas (10/23)*: Posted three solo stops ... *vs. Auburn (10/30)*: Tallied three solo tackles ... *vs. UL-L (11/6)*: Tallied an assisted tackle ... *at Tennessee (11/13)*: Posted four tackles (three solo), including one pass break up.

TEMPLE'S CAREER STATISTICS

—DEFENSE—

Year	G-S	UT	AT	TT	TFL-YDS	Sacks-Yds
2008	12-1	15	7	22	0.0-0	0-0
2009	13-2	11	5	16	0.0-0	0-0
2010	10-10	23	17	40	1.0-4	0-0
Total	35-13	49	29	78	1.0-4	0-0

Year	CF	FR	PD	PRES	INT	BLK
2008	0	1	1	1	0	0
2009	0	0	2	0	1	0
2010	0	2	3	0	0	0
Total	0	3	6	1	1	0

TEMPLE'S CAREER HIGHS

TACKLES: 8, at Alabama (10/16/10)
 SOLO TACKLES: 6, 2x, MR: at Alabama (10/16/10)
 INTERCEPTIONS: 1, at Vanderbilt (10/3/09)
 PASSES DEFENDED: 1, 6x, MR: at Tennessee (11/13/10)

87 - ALAN-MICHAEL THOMAS

6-4 • 255 • Fr.-HS • DL
 Mobile, Ala. (St. Paul's Episcopal)

Has not seen action.

29 - DEVIN THOMAS

5-10 • 205 • So.-1L • RB
 San Antonio, Texas (Madison)

Has played in every game this season with two starts ... *vs. Jacksonville St. (9/4)*: Rushed once for no yards ... *at Tulane (9/11)*: Made his first career start and rushed twice for three yards ... *at Arkansas (10/23)*: Started but did not get a carry ... *vs. Auburn (10/30)*: Rushed one time for three yards ... *at Tennessee (11/13)*: Carried two times for seven yards.

D. THOMAS' CAREER STATISTICS

—RUSHING—

Year	G-S	Att	Yds	TD	Lg	Avg.
2008	5-0	5	34	0	19	6.8
2010	10-2	6	13	0	4	2.2
Total	15-2	11	47	0	19	4.3

D. THOMAS' CAREER HIGHS

RUSHING ATTEMPTS: 2, 4x, MR: at Tennessee (11/13/10)
 RUSHING YARDS: 19, at Wake Forest (9/6/08)

54 - CARLOS THOMPSON

6-5 • 220 • Fr.-HS • DL
 Hollandale, Miss. (Simmons)

Has played in five games this season ... *at Tulane (9/11)*: Saw first career action ... *at Alabama (10/16)*: Saw action ... *at Arkansas (10/23)*: Saw action ... *vs. UL-L (11/6)*: Posted a solo tackle, a 13 yard sack.

C. THOMPSON'S CAREER STATISTICS

—DEFENSE—

Year	G-S	UT	AT	TT	TFL-YDS	Sacks-Yds
2010	5-0	1	0	1	1.0-13	1.0-13
Total	5-0	1	0	1	1.0-13	1.0-13

Year	CF	FR	PD	PRES	INT	BLK
2010	0	0	0	0	0	0
Total	0	0	0	0	0	0

9 - ALLEN WALKER

6-1 • 230 • Sr.-3L • LB
 Olive Branch, Miss. (Olive Branch)

Has started every game this year at Sam linebacker ... Tied for third in the SEC and tied for 25th nationally with 0.30 fumbles forced per game ... Chosen preseason All-SEC fourth team by Phil Steele ... *vs. Jacksonville St. (9/4)*: Tied career highs with seven total tackles and four solo stops ... *at Tulane (9/11)*: Posted five tackles (two solo) ... *vs. Vanderbilt (9/18)*: Tied a career high with seven tackles (three solo) with 0.5 TFL ... *vs. Fresno St. (9/25)*: Registered career highs with 10 tackles, seven solo tackles and two sacks and tied a career high with 2.5 TFLs ... Also forced a fumble and blocked a field-goal attempt, both career firsts ... *vs. Kentucky (10/2)*: Tallied four tackles (two solo) and 0.5 TFL ... *at Alabama (10/16)*: Made four tackles (one solo) and forced a fumble ... *at Arkansas (10/23)*: Posted two solo stops, including a TFL, forced a fumble and intercepted a pass ... *vs. Auburn (10/30)*: Tallied two solo tackles, including one TFL for 6 yards (a sack of Cam Newton) ... Also recorded two pass breakups ... *vs. UL-L (11/6)*: Posted an assisted tackle ... *at Tennessee (11/13)*: Posted four tackles (two solo).

A. WALKER'S CAREER STATISTICS

—DEFENSE—

Year	G-S	UT	AT	TT	TFL-YDS	Sacks-Yds
2007	11-0	6	7	13	0.0-0	0-0
2008	13-9	18	23	41	4.0-14	2.0-12
2009	13-10	28	23	51	5.0-17	1.0-11
2010	10-10	25	21	46	5.5-23	3.0-13
Total	47-29	77	74	151	14.5-54	6.0-36

Year	CF	FR	PD	PRES	INT	BLK
2007	0	0	0	0	0	0
2008	0	0	3	0	1	0
2009	0	0	5	1	0	0
2010	3	0	3	0	1	1
Total	3	0	11	1	2	1

A. WALKER'S CAREER HIGHS

TACKLES: 10, vs. Fresno St. (9/25/10)
 SOLO TACKLES: 7, vs. Fresno St. (9/25/10)
 TFLs: 2.5, 2x, MR: vs. Fresno St. (9/25/10)
 QB SACKS: 2.0, vs. Fresno St. (9/25/10)
 FUMBLES FORCED: 1, 3x, MR: at Arkansas (10/23/10)
 INTERCEPTIONS: 1, 2x, MR: at Arkansas (10/23/10)

86 - BEN WALKER

6-3 • 205 • Fr.-HS • WR
 Ellenwood, Ga. (Martin Luther King)

Has not seen action.

73 - ALEX WASHINGTON

6-4 • 335 • Jr.-2L • OG
 Monroe, La. (Carroll)

Has played in every game this season, with starts at LG in six games ... *vs. Jacksonville St. (9/4)*: Helped Brandon Bolden rush for 104 yards ... *vs. Auburn (10/30)*: Drew his fourth start ... Helped Ole Miss rush for 218 yards, including an 83 yard TD from Jeff Scott ... *vs. UL-L (11/6)*: Helped Ole Miss post a pair of 100-yard rushers for the first time since the 1999 season ... *at Tennessee (11/13)*: Helped Brandon Bolden rush for 113 yards.

55 - CAMERON WHIGHAM

6-2 • 255 • Fr.-HS • DE
 Snellville, Ga. (Shiloh)

Has played in five games this season ... *vs. Jacksonville St. (9/4)*: Saw first career action ... *at Tulane (9/11)*: Had one assisted tackle ... *at Tennessee (11/13)*: Posted three tackles (one solo) and a QB hurry.

WHIGHAM'S CAREER STATISTICS

—DEFENSE—

Year	G-S	UT	AT	TT	TFL-YDS	Sacks-Yds
2010	5-0	1	3	4	0.0-0	0-0
Total	5-0	1	3	4	0.0-0	0-0

WHIGHAM'S CAREER HIGHS

TACKLES: 3, vs. at Tennessee (11/13/10)
 SOLO TACKLES: 1, at Tennessee (11/13/10)

28 - JULIAN WHITEHEAD

5-9 • 190 • So.-1L • CB
 Lilburn, Ga. (Parkview; Hargrave)

Has played in two game this season (Fresno St., Tennessee).

WHITEHEAD'S CAREER STATISTICS

—DEFENSE—

Year	G-S	UT	AT	TT	TFL-YDS	Sacks-Yds
2009	8-0	1	0	1	0.0-0	0-0
2010	2-0	0	0	0	0.0-0	0-0
Total	10-0	1	0	1	0.0-0	0-0

WHITEHEAD'S CAREER HIGHS

TACKLES: 1, vs. Southeastern La. (9/19/09)
 SOLO TACKLES: 1, vs. Southeastern La. (9/19/09)

13 - ALEX WILLIAMS

6-4 • 225 • Fr.-RS • WR
 Tallahassee, Fla. (Florida A&M High)

Has not seen action.

17 - JARIUS WILLIAMS

6-0 • 190 • Jr.-JC • S
 Parrish, Ala. (Parrish; Independence C.C.)

Has not seen action.

45 - RALPH WILLIAMS

6-1 • 220 • Fr.-HS • LB
 Miami, Fla. (Southridge)

Has not seen action.

31 - RUDY WILSON

6-0 • 210 • So.-1L • LB
 Port Orange, Fla. (Mainland; Hargrave)

Has played in three games this season ... *vs. Fresno St. (9/25):*
 Posted one solo stop on special teams ... *at Tennessee (11/13):*
 Posted one solo tackle, a TFL for four yards.

WILSON'S CAREER STATISTICS

—DEFENSE—

Year	G-S	UT	AT	TT	TFL-YDS	Sacks-Yds
2009	3-0	1	0	1	0.0-0	0-0
2010	3-0	2	0	2	1.0-4	0-0
Total	6-0	3	0	3	1.0-4	0-0

WILSON'S CAREER HIGHS

TACKLES: 1, 3x, MR: at Tennessee (11/13/10)
 SOLO TACKLES: 1, 3x, MR: at Tennessee (11/13/10)
 TFL: 1.0, at Tennessee (11/13/10)