

3 Tennessee-Martin

November 18, 2010 • 7 p.m. (Cox Sports TV)
Baton Rouge, La. • Pete Maravich Assembly Center (13,214)

LSU (1-1)

November

Fri. 12	NORTHWESTERN STATE	W, 87-78
Tues. 16	NICHOLLS STATE	L, 53-62
Thurs. 18	TENN-MARTIN (CST)	7 p.m.
Sun. 21	Memphis (at Tupelo, Miss.)(CBSCS)	4 p.m.
Wed. 24	CENTENARY	7 p.m.
Sun. 28	at South Alabama (CSS)	3 p.m.
Tues. 30	HOUSTON	7 p.m.

December

Sat. 11	CENTRAL MICHIGAN (CST)	7 p.m.
Mon. 13	COASTAL CAROLINA	7 p.m.
Thurs. 16	MCNEESE (CST)	7 p.m.
Sat. 18	WICHITA STATE (at Shreveport)	7 p.m.
Wed. 22	NORTH TEXAS (CST)	7 p.m.
Mon. 27	SOUTHERN (CST)	6 p.m.
Wed. 29	at Rice (CBSCS)	7 p.m.

January

Sun 2	at Virginia (FSN)	4:30 p.m.
Sat. 8	*at Auburn (FSN)	5 p.m.
Wed. 12	*ARKANSAS (SEC Network)	7 p.m.
Sat. 15	*at Kentucky (SEC Network)	3 p.m.
Sat. 22	*OLE MISS (SEC Network)	12:30 p.m.
Wed. 26	*at Tennessee (SEC Network)	7 p.m.
Sat. 29	*at Alabama (FSN)	7 p.m.

February

Wed. 2	*SOUTH CAROLINA (SEC Network)	7 p.m.
Sat. 5	*MISSISSIPPI STATE (SEC Network)	3 p.m.
Wed. 9	*at Ole Miss (CSS/CST)	8 p.m.
Sat. 12	*at Arkansas (SEC Network)	7 p.m.
Thurs. 17	*ALABAMA (ESPN/ESPN2)	8 p.m.
Sun. 20	*FLORIDA (ESPN/ESPN2)	Noon
Wed. 23	*at Mississippi State (CSS/CST)	8 p.m.
Sat. 26	*VANDERBILT (SEC Network)	12:30 p.m.

March

Wed. 2	*at Georgia (SEC Network)	7 p.m.
Sat. 5	*AUBURN (FSN)	6 p.m.
March 10-13 SEC Tournament (Atlanta, Ga.)		

On the Air

Radio • LSU Sports Radio Network

Jim Hawthorne, play-by-play
Ricky Blanton, analyst
Kevin Ford, host/analyst

Television • CST (ESPN3.com outside CST area)

Lyn Rollins, play-by-play
Jordy Hultberg, analyst

PROJECTED LSU LINEUP (BASED ON LAST GAME)

PG 4 Chris Bass (6-1, Jr., Baton Rouge, La.) 2.0 ppg, 2.0 rpg, 1.0 apg

Bass started 19 games and played in all 31 a year ago, averaging 2.3 points but having one of the best assist-to-turnover ratios of 97 to 38 and 140-52 in his two years ... Had five turnovers but got most of those back with five steals in the NW State win ... Just two assists in the first two games.

G 22 Ralston Turner (6-6, Fr., Muscle Shoals, Ala.) 13.5 ppg, 3.5 rpg, 2.0 apg

Turner made his debut a good one, hitting 6-of-12 from the field, including three treys in NW St. (11/12) win ... Played 38 minutes in collegiate debut ... One of two freshmen on the LSU team (Andre Stringer) to score 21 in first game.

G 45 Aaron Dotson (6-4, So., Seattle Wash.) 11.0 ppg, 2.5 rpg, 1.5 bpg

Dotson, now another season removed from his senior year high school knee injury, showed the talent and confidence Tiger fans were hoping for against NW St. (11/12), hitting all five field goal attempts and 7-of-8 at the free throw line.

F 24 Storm Warren (6-7, Jr., Monroe, La.) 6.0 ppg, 9.0 rpg, 1.5 apg

Had one of the bigger rebound games of his career against Nicholls (11/16) with 14 boards ... Hit 5-of-9 field goal attempts in the two games ... Has started 33 straight games dating back to last season ... One of most improved players in Division I in scoring average from freshman (2.0) to sophomore season (11.8)..

F 5 Malcolm White (6-9, Jr., Baton Rouge, La.) 7.0 ppg, 3.0 rpg

White played his first game in over a year against NW St. (11/12) after transferring from Ole Miss ... Had three blocks and was in double figures (12) as White tried to find his way on the court in a game situation again.

STORYLINES

- The loss to Nicholls on Tuesday ended LSU's 82-game home court winning streak against in-state schools that dated back to the start of the streak on Dec 8, 1988 ... LSU's last loss against an in-state school was on Dec. 6, 1988 when LSU lost to Louisiana Tech, 111-109.

- Tigers have one of the youngest teams in the league with no seniors and five players who logged their first LSU minutes in the season opener.

- Three freshmen, Andre Stringer, Ralston Turner and Matt Derrenbecker

- combined for 34 points (of 53) and 89 of the 200 minutes registered by LSU in the game on Tuesday.

- This is the 40th season of men's basketball games in the Pete Maravich Assembly Center, which was originally know as the LSU Assembly Center when it first opened.

- Coach Trent Johnson enters the game with 198 wins in 348 games, two wins shy of 200 career wins. He is in his 12th year as head coach, third at LSU, after serving time at Stanford and Nevada.

- Other numbers: LSU is two wins shy of 1,400 wins in program history.

- Storm Warren has now started 33 consecutive games (every game last year and the opener this season).

- This will be the fourth meeting between LSU and the Skyhawks with LSU winning all three games, the last in 1999.

- LSU's first regionally-televised contest is Thursday night on CST. Lyn Rolins and Jordy Hultberg will call the game.

BREAKDOWN

LSU

Record	1-1
Ranking	N/A
Last Game	November 16 in Baton Rouge lost to Nicholls, 62-52
Head Coach	Trent Johnson
Career Record	198-150/12th season
LSU Record	39-29/3rd season
vs. UT Martin	First Meeting

University of Tennessee-Martin

Record	2-0
Ranking	N/A
Last Game	November 15 in Martin defeated Centenary, 79-56
Head Coach	Jason James
Career Record	6-25/second season
UTM Record	6-25/second season
vs. LSU	First Meeting

Upcoming LSU Basketball Media Calendar

22

MONDAY
Practice
TBA

23

TUESDAY
Media Session

2 p.m. - Media Room,
LSU Practice Facility

Practice

3 p.m. -- Practice Facility
or Main PMAC Floor

24

WEDNESDAY

Game No. 5
Centenary at LSU, 7 p.m.
(Maravich Center) No TV.
Radio: LSU Sports Radio
Network (100.7 FM in
Baton Rouge). Live audio
online LSUsports.net/live

18

THURSDAY

Game No. 3
Tenn-Martin at LSU, 7
p.m. (Maravich Center)
TV: CST, Radio: LSU
Sports Radio Network
(100.7 FM in Baton
Rouge). Live audio online
LSUsports.net/live

19

FRIDAY
Schedule TBA

20

SATURDAY

21

SUNDAY
Game No. 4
Memphis-LSU, 4 p.m.
(Bancorp South Arena,
Tupelo, Miss.) TV: CBS
College Sports. Radio:
LSU Sports Radio
Network (100.7 FM in
Baton Rouge).

LSU Media Services

Media Availability

Coach Trent Johnson is available in his office for early morning appointments and phone interviews. Please contact Basketball SID Kent Lowe (225-578-1864, clowe@lsu.edu) at least 24 hours in advance.

SEC Teleconference

The 12 SEC coaches are featured on a teleconference each Monday, January through March through the conference season. The conference starts at 10 a.m. (CST). Coach Johnson is on at 10:28 a.m. CST. To access the media only number contact Kent Lowe or the SEC Media Relations Office (205-458-3010).

Media Sessions

Coach Johnson meets with the media two days prior to games, before practice at a time to be announced, in the practice facility meeting room. Some travel and scheduling issues may change the time and day so media should contact the Sports Information Office to confirm start time.

The Trent Johnson Show

Presented by Capital One Bank

The weekly call-in show takes place Mondays (beginning in December) at 7 p.m. from T.J. Ribs on Acadian Thruway ... The show airs in Baton Rouge on local flagship New Country 100.7 FM The Tiger, on the Internet at www.LSUsports.net and on many LSU Sports Radio Network affiliates.

Inside LSU Basketball

Coach Johnson's weekly TV show is on a state-wide network ... WBRZ-TV, Channel 2, airs the show at 10:35 p.m. Sundays beginning in mid-December. Television affiliates for the show are listed online at LSUsports.net/tvaffiliates

Player Media Sessions

The players will be available at the media sessions that are normally conducted two days prior to the game. Please let Kent Lowe (225-578-1864, clowe@lsu.edu) know which players you would like to have at the media session at least 24 hours in advance.

Post Game

Coach Johnson will be in the media room of the practice facility after the game and the NCAA cooling off period ... Requested players will be brought to the practice facility media room as well. ... THE LSU DRESSING ROOM IS CLOSED ... To reach the media room, take the Northwest Corridor portal (where the LSU team enters the floor) ... When reaching the multi-purpose room and the glass doors, turn right ... Before reaching the steps, turn left and then take a right down the first hallway to the double wood doors and enter the media room. LSU marshalls will help direct you to the area ... The visiting coach has an interview area (where the pre-game meal is served) that he can use for his post-game media obligations if he wishes.

WHO TO CONTACT

Sports Information Office

(225) 578-8226

Michael Bonnette - mbonnet@lsu.edu

Assoc. AD/Sports Information Director

C. Kent Lowe - clowe@lsu.edu

Sr. Assoc. Sports Information Director (Basketball Contact)

Jake Terry - jterry9@lsu.edu

Associate Sports Information Director (Social Media)

LSU Television

Kevin Wagner - jwagne2@lsu.edu

LSU Radio

Jim Hawthorne - lsuradio@lsu.edu

LSU Sports Information Mailing Address

P.O. Box 25095, Baton Rouge, LA 70894

ON THE INTERNET

www.LSUsports.net/media

The Official Website of LSU Athletics is home to all the basketball information you need. Schedules, results, rosters, bios, statistics and game notes can be found and are always up to date.

<http://media.lsusports.net>

Media can access images for all LSU athletic teams, including action shots, heads shots, logos, etc. To gain access to the high-resolution pictures, email Michael Bonnette. You will be assigned a login and password that will enable you to retrieve pictures. This service is for the media use only.

LSUsports.net/media

Request credentials online, go to the men's basketball link.



LSU Basketball on Twitter & Facebook

facebook.com/lsubasketball
twitter.com/lsubasketball
twitter.com/lsucoachjohnson
twitter.com/lsumediaalerts
LSUsports.net/connect

Trent Johnson

Head Coach • 3rd year at LSU (12th year as head coach)

Trent Johnson believes the LSU basketball program is moving forward.

With an outstanding recruiting class of student-athletes that fit the LSU program, Johnson is anxious to see this group "be a team" in 2010-11.

As Johnson, the 20th head men's basketball coach at LSU enters his third season, he seeks to build on more than a decade of excellence at LSU, Stanford and Nevada. Having earned Conference Coach of the Year in all three leagues (WAC, Pac-10 and SEC), Johnson and his staff continue toward maintaining LSU basketball as one of the premier programs in the country.

In his first season at LSU, Johnson led the Tigers to 27 wins, tied for the third most wins in a season in LSU history, and won the SEC regular season championships with a record of 13-3. LSU returned to the NCAA Tournament for the first time since 2006, advancing to the second round before falling, 84-70, to North Carolina. In the opening round, LSU defeated nationally-ranked Butler.

Coach Johnson, who eats, sleeps and drinks college basketball year round, believes in both development on the court and also personal, social and academic development. As players grasp his vision for success, they have the opportunity to embrace playing in a face-paced system, executing in the half court and defending and rebounding at a high level.

Johnson has a record of success that continues here at LSU. His team will have to blend together and learn from a coach that is a fierce competitor who exudes and demands toughness.

His devotion to the team, his protective beliefs toward his players and his loyalty to his former players is evidenced by the fact that three of his former players are now members of the LSU basketball staff. Johnson is a program builder and he has re-established the base of the LSU program by visiting with former players and coaches to bring together the past, present and the future of the program.

Johnson also is charged with the development of athletes both on and off the court. Off the court, he is working hard to make sure student-athletes understand the "student" part of their days at LSU. At all three spots in his head coach-

ing career, he has developed not just successful athletes and winning basketball teams, but young men who are having success in life.

In his head coaching career, he has taken teams in seven of the last eight seasons to post-season play, including five NCAA appearances. In addition, Johnson has seen six of his former assistant coaches become head coaches at successful programs.

Johnson has been rewarded as the consensus SEC Coach of the Year and was a finalist for four national coach of the year honors as he became the first LSU men's basketball coach to win the league title and take the team to post-season play in his first year at the school.

Under Johnson's watch, he has already coached an SEC POY in Marvyn Thomas who now plays for the NO Hornets, Garrett Temple who is in his second year in the NBA with the San Antonio Spurs and Tashin Mitchell, who finished his career as the third all-time leading scorer and sixth all-time rebounder in school history.

Thomas, Temple and Mitchell represent Johnson's ability to teach and mold a well-rounded basketball player into having both a good offensive and defensive presence that can benefit the team and provide a chance to play at the next level.

Johnson has always been a big believer in special causes and joined former LSU basketball coach Dale Brown and star center Shaquille O'Neal in cutting series of commercials that aired nationally for the "Be A Match" organization in support of bone marrow donors.

This past June, Johnson was part of a 10-day trip to Africa as part of the TRIAD Trust program that was established to stop the transmission of HIV through culturally relevant, locally sustainable health and life skills education-based programs in communities affected by HIV/AIDS.

He also is a member of the Board of Directors of the National Association of Basketball Coaches and has served on the NABC Special Committee on Recruiting and Access.

Johnson, who was born in Berkeley, Calif., and call Seattle, Wash., his home, is married to Jackie and they have two children: a daughter, Tinishia, 27, and a son, Terry, 24.



The Johnson File

NAME: Trent Johnson
BIRTH DATE: September 12, 1956
AGE: 54
BIRTHPLACE: Berkeley, Calif.
HOMETOWN: Seattle, Wash.
WIFE: Jackie
CHILDREN: Tinishia (27), Terry (24)
COLLEGE: BS, Boise State University, 1986

PLAYING EXPERIENCE

Boise State University (Boise, Idaho)
 Finished in the top 10 in career scoring and rebounding at the school ... In 1976, team advanced to NCAA Tournament after winning the Big Sky Tournament ... In his junior year, named the Most Improved Player and in his final season was named All-Big Sky.

COACHING EXPERIENCE

1986-89 - Assistant Coach, Utah
1989-92 - Assistant Coach, University of Washington
1992-96 - Assistant Coach, Rice
1996-99 - Assistant Coach, Stanford
1999-04 - Head Coach, University of Nevada ... Compiled a 79-74 overall record ... 2003 team went to NIT, 2004 team won WAC Tourney and advanced to the NCAA Sweet 16.
2004-08 - Head Coach, Stanford ... Four year record of 80-47 ... Team advanced to post-season play each of his four years, 2008 team won 28 games and advanced to the NCAA Sweet 16.
April 10, 2008 -- Named the 20th Head Basketball Coach at LSU.
2008-09 -- LSU wins the SEC title with 13-3 record, finishes 27-8 and advances to the second round of NCAA Tournament to push mark to seven straight years of coaching teams to post-season play.

LEAGUE COACH OF THE YEAR HONORS

2003 -- Western Athletic Conference
2008 -- Pac-10
2009 -- Southeastern Conference

The Trent Johnson Record

YEAR	SCHOOL	/---OVERALL---/		/---CONF.---/		FINISH
		W-L	PCT.	W-L	PCT.	
1999-00	Nevada	9-20	.310	6-10	.375	3rd-Big West
2000-01	Nevada	10-18	.357	3-13	.187	9th-WAC
2001-02	Nevada	17-13	.567	9-9	.500	5th-WAC
2002-03	Nevada	18-14	.562	11-7	.611	4th-WAC/NIT First Round
2003-04	Nevada	25-9	.735	13-5	.722	1st WAC/Tourney Champ; NCAA Sweet 16
2004-05	Stanford	18-13	.581	11-7	.611	4th-Pac 10/NCAA First Round
2005-06	Stanford	16-14	.533	11-7	.611	5th-Pac 10/NIT Second Round
2006-07	Stanford	18-13	.581	10-8	.555	6th-Pac 10/NCAA First Round
2007-08	Stanford	28-7	.800	13-5	.722	2nd-Pac10/NCAA Sweet 16
2008-09	LSU	27-8	.771	13-3	.812	1st-West, SEC Champs, NCAA 2nd rd.
2009-10	LSU	11-20	.354	2-14	.125	6th-West
2010-11	LSU	1-1	.500			
Totals	11 Years	198-150	.571	102-88	.536	7 tournaments, 2 NCAA Sweet 16
Nevada	5 Years	79-74	.516	42-44	.488	1 WAC title, 1 NCAA Sweet 16
Stanford	4 Years	80-47	.630	45-27	.625	4 tournaments, 1 NCAA Sweet 16
LSU	2 Years	39-29	.582	15-17	.469	1 SEC Title, 1 NCAA 2nd Rd.

CAREER SPECIALTY NUMBERS

CAREER DOUBLE-FIGURE GAMES

Storm Warren 21
Dennis Harris 5
Aaron Dotson 4
Andre Stringer 2
Ralston Turner 1
Malcolm White 1
Matt Derenbecker 1

CAREER DOUBLE-FIGURE REBOUNDS

Storm Warren 10

CAREER DOUBLE-DOUBLES

Storm Warren 9

CAREER THREE-POINTERS

Chris Bass 10
Aaron Dotson 7
Andre Stringer 7
Dennis Harris 5
Daron Populist 5
Ralston Turner 3
Garrett Green 3
Matt Derenbecker 3

CAREER ASSISTS

Chris Bass 142
Aaron Dotson 30
Storm Warren 22
Eddie Ludwig 19
Dennis Harris 14
Garrett Green 13
Daron Populist 11
Andre Stringer 8
Ralston Turner 4

CAREER BLOCKS

Storm Warren 60
Garrett Green 15
Aaron Dotson 15
Dennis Harris 14
Chris Bass 6
Malcolm White 4
Eddie Ludwig 3

CAREER STEALS

Storm Warren 49
Chris Bass 34
Eddie Ludwig 17
Aaron Dotson 14
Garrett Green 13
Dennis Harris 8
Ralston Turner 2
Daron Populist 1

2010-11 LSU Men's Basketball Roster

NO.	NAME	CL.	POS.	HT.	WT.	EXP.	HOMETOWN/LAST SCHOOL
3	Garrett Green	Jr.	F	6-11	230	2VL	Woodland Hills, Calif/Taft HS
4	Chris Bass	Jr.	G	6-1	185	2VL	Baton Rouge, La./Lee Academy (Ma.)
5	Malcolm White	Jr.	F	6-9	225	RS	Baton Rouge, La./Ole Miss
10	Andre Stringer	Fr.	G	5-9	170	HS	Jackson, Miss./Forest Park
13	Eddie Ludwig	So.	F	6-9	215	1L	Metairie, La./Metairie Park Country Day
14	Jalen Courtney	Fr.	F	6-8	210	HS	Jackson, Miss./Provine HS
15	Dennis Harris	So.	F	6-11	190	1L	Jonesboro, Ga./Mundy's Mill HS
21	Matt Derenbecker	Fr.	F	6-7	185	HS	Metairie, La./Metairie Park Country Day
22	Ralston Turner	Fr.	G	6-6	193	HS	Muscle Shoals, Ala./Muscle Shoals HS
24	Storm Warren	Jr.	F	6-7	230	2L	Monroe, La./Richwood HS
25	Daron Populist	So.	G	5-10	170	1L	Slidell, La./Salmen HS
41**	Justin Hamilton	Jr.	C	6-11	260	TR	Alpine, Utah/Iowa State
45	Aaron Dotson	So.	G	6-4	205	1L	Seattle, Wash./Rainier Beach HS
55	Andrew Del Piero	So.	C	7-2	286	RS	Austin, Texas/Westlake HS

**redshirt in 2010-11 after transferring from Iowa State

Head Coach: Trent Johnson (Boise State, '86), 3rd year at LSU

Assistant Coach: Donny Guerinoni (Nevada, '01), 3rd year at LSU

Assistant Coach: Lynn Nance (Washington, '65), 1st year at LSU

Assistant Coach: Brent Scott (Rice, '03), 3rd year at LSU

Director of Basketball Operations: Nick Robinson (Stanford, '05), 2nd year at LSU

Executive Asst. to Head Coach: Brittany Carvalhido (Oklahoma State, '05), 1st year LSU men, 3rd year at LSU

Transactions

Center Andrew Del Piero was redshirted prior to the beginning of the season ... Dennis Harris sprained his left ankle prior to the start of the season ... Missed first two games and is listed as day-to-day entering UT-Martin contest.

The Numbers Game

Here are some of the important numbers with the LSU basketball program:

103 -- This is the start of the 103rd season of basketball at LSU.

28-4 -- LSU record in Trent Johnson era when scoring at least 70 points.

1 -- One loss in Trent Johnson era when LSU scores at least 80 points (Aub, 1/20)

9 -- Number of career double doubles by Storm Warren (eight last season)

1999 -- Last time a freshman scored at least 21 points in a season opener for LSU (Ralston Turner and Andre Stringer -- 2010-11; Ronald Dupree vs. Grambling in opening game of 1999-00 season.)

8-0 -- Record when LSU shoots 50 percent or better in the Trent Johnson era

7 -- Number of times LSU has won when outrebounded in Trent Johnson era (7-18 record)

35-5 -- Only fifth loss for LSU in Trent Johnson era when out rebounded the opponent (Nicholls, 11/16)

6 -- Number of SEC titles LSU has won since 1980 (second most in SEC)

3 -- Number of SEC Championships won or shared since 2000 (2000, 2006, 2009)

10 -- Number of SEC championships LSU has won, second most in league.

Last Game -- Nicholls 62, LSU 53 (Nov. 16 -- Baton Rouge)

LSU struggled to duplicate the opening night's offensive performance and in the end, the team's 82-game win streak at home against Louisiana schools went by the board as LSU lost to the Colonels ... Two freshmen, Andre Stringer and Matt Derenbecker, led LSU with 14 points each ... Both hit three treys on the night ... Stringer played 31 minutes with three assists and no turnovers, but LSU still struggled with the turnovers recording 18 of them that led to 11 Nicholls points ... Storm Warren had one of his best rebounding nights with 14 boards, the 10th time he has been in double figures on the boards ... The Tigers shot just 37.2 percent for the game, including 7-of-22 in the second half and 6-of-18 from the arc.

Opening Games

The Tigers failed to go 2-0 to start the season for the first time in 14 years ... The game also ended a three-game home winning streak that dated back to the final two home games of the 2010 season.

About UTM, The Series

The Skyhawks have opened the season with wins over MacMurray College (70-49) and Centenary (79-56) ... Reuben Clayton of the Skyhawks has averaged 20.5 points and 7.0 rebounds in the first two games, including a career-high 23 against the Gents ... UTM in two games has a 26-rebound margin on opponents ... Jason James is in his second season as the head coach at UTM after seven seasons as an assistant coach at the school.

LSU leads the overall series, 3-0, with wins against UTM in 1988 (128-89), 1995 (93-74) and 1999 (73-45). But as you will see in the next note, there was an interesting sideline to the first

meeting between these schools.

A Hansen For You, Then A Hansen For LSU

Even though LSU won the first meeting with UTM handily on Dec. 20, 1988, a long-range freshman for the Skyhawks, Mike Hansen, dazzled the crowd with a 40-point performance, the highest to that time ever scored by an opponent in the Pete Maravich Assembly Center. The record was eclipsed during the 1989-90 season when the late Hank Gathers scored 48 for Loyola-Marymount in the famous 148-141 LSU overtime win over LMU ... But by then Hansen had made his way to LSU and was sitting out his transfer year for UTM. He would play three seasons at LSU and his three-point percentage of 39.7 percent still ranks fifth all-time for a career at LSU ... At the time he left LSU after the 1993 season, his 113 career three-pointers was second only to Chris Jackson's 172 treys on the school record chart.

Season 40 At The PMAC

It was the 1971-72 season that the first game was played in the then LSU Assembly Center, although the Tigers had to open on the road for the first five games before returning home to open the building on Jan. 3, 1972 against Vanderbilt, an 80-73 loss. The Tigers got their first win in the building on Jan. 6, 1972 against Georgetown, 90-71.

Last year, LSU was 11-7 in the Maravich Center, 9-1 in non-conference games ... LSU is 454-155 (74.5) all-time in the building and 241-34 in non-conference games (.876) ... Trent Johnson is 22-3 in home non-conference games.

Success At Home

The PMAC has proved to be a difficult place to play as since the start of the 2002-03 season, LSU has won 110 games, an average of 13.6 wins per year. LSU's win total is second only to Florida in the same time period:

- Florida 122
- LSU 110**
- Kentucky 102
- Vanderbilt 102
- Tennessee 101
- Alabama 96
- Arkansas 91
- Mississippi State 88
- South Carolina 85
- Auburn 84
- Ole Miss 83
- Georgia 79

Shooting The Round Ball On Opening Night

The Tigers shot the ball consistently and well when they were able to get the ball into the offense, shooting 60 percent for the night against the Demons (24-of-40) ... LSU was 13-of-22 in the first half for 59.1 percent and 11-of-18 (61.1 percent) in the second 20 minutes ... It marks the first time LSU shot 60 percent from the field since shooting 63.6 percent (35-55) against Grambling State on Dec. 13, 2008 ... It was the eighth time in the Trent Johnson era that LSU has shot 50 percent or better in a game and LSU is 8-0 in those contests.

The Tigers were 7-of-15 from the arc and 32-of-46 from the free throw line ... The 32 free throw makes was tied for the seventh most free throw makes at LSU and just nine away from the school record of 41 ... The most free throws made LSU had a year ago in a game was 20.

Correctible Items

In his post-game comments Friday, Coach Johnson said that the things he didn't like in the game were "correctible" ... Among those issues were the 25 turnovers by the Tigers that led to 28 Northwestern State points ... The Demons also racked up 24 offensive rebounds ... It was the most turnovers by LSU since the first round of the 2007 Maui Invitational when LSU turned it over 26 times and the last team to have 24 offensive rebounds against LSU was less than a year ago when Xavier had 24 offensive boards in late December 2009.

LSU was able to knock the turnovers down to 18 in the loss to Nicholls (11/16) Wednesday, but it paled in comparison to the Colonels eight turnovers ... The Colonels only got 11 points off those turnovers, while LSU got almost as many (nine) off the Nicholls turnovers ... Nicholls still had more offensive rebounds than LSU, 10-7.

Healthy Aaron Dotson

The LSU fans got to see the Aaron Dotson that they have been hoping to see ever since he was signed out of Rainier Beach HS in Seattle in the opener (11/12) ... But a high school senior

CAREER DOUBLE-DOUBLES

STORM WARREN (9)

Game	Date	Pts	Reb
Alcorn State	11/20/08	11	11
ULM	11/13/09	15	12
Indiana State	11/16/09	14	12
Western Ky.	11/17/09	20	11
UL-Laf.	12/1/09	18	16
N'wesern st.	12/12/09	21	16
SE Louisiana	12/14/09	14	12
Nicholls	12/17/09	13	11
Auburn	1/20/10	17	11

LSU Scoring Runs

5-0	4
6-0	1
7-0	3
8-0	1
9-0	
10-0	
11-0	
12-0	
13-0	
14-0	
15-0	

Opp. Scoring Runs

5-0	3
6-0	2
7-0	3
8-0	2
9-0	
10-0	
11-0	
12-0	
13-0	
14-0	
15-0	

COMPARING THE STATISTICS

Overall	LSU	UTM
Scoring Average	70.0	74.5
Opp. Scoring Average	70.0	52.5
Scoring Margin	+0.0	+22.0
FG Percentage	48.2	42.1
Opp. FG Percentage	39.0	34.3
3 PT FG Pct.	39.4	20.6
Opp. 3 PT FG Pct.	28.9	24.2
3FGs per Game	6.5	3.5
FT Percentage	70.1	68.2
Opp. FT Percentage	57.4	51.8
FT Made Per Game	23.5	15.0
Rebound Avg.	35.0	49.5
Opp. Rebound Avg.	34.5	36.5
Rebound Margin	+0.5	+13.0
Assists Average	10.5	11.5
TO Average	21.5	13.0
Blocks Average	4.0	6.5
Steals Average	8.0	12.5

knee injury that caused him to miss the majority of his senior year at Rainier, shook his confidence as a college freshman ... But it has been obvious to coaches in practices and scrimmages this was a different player this year and it showed in the opener against Northwestern State ... Dotson hit 5-of-5 field goals (one of only two players in the SEC to be perfect from the field on opening night) and scored 17 points in 27 minutes of play ... Dotson played 21 minutes with five points and two blocks against Nicholls.

The Freshmen

The Tigers had all four freshmen on the floor in the opener with Northwestern State, one as a starter in Ralston Turner, while Andre Stringer, Jalen Courtney and Matt Derenbecker came off the bench ... Turner played 38 minutes, scoring 21 points with five rebounds, two assists and two steals ... Turner was one of three players on opening night in the league to play 38 minutes ... Stringer came off the bench to play 25 minutes at point guard, also scoring 21 points ... Both Turner and Stringer hit half their field goal attempts (Turner 6-of-12, Stringer 5-of-10) ... The two of them combined to make all of LSU's seven three-pointers.

Courtney scored two points in three minutes, while Derenbecker played six minutes. Against Nicholls, it was two freshmen leading LSU in scoring again as Stringer and Derenbecker each hit three treys in 14-point performances ... Stringer had three assists and no turnovers in 31 minutes, while Derenbecker logged 28 minutes ... So far in two games, Stringer has hit seven of LSU's 13 team three-point field goals.

Warren On The Boards

The junior from Monroe is now the last player to get nine offensive rebounds (against Northwestern State a year ago) and 10 defensive rebounds (Nicholls State, 11/16) after his 14 rebound performance ... He was just two off his career high of 16 and it was his third best of his career after the two 16-rebound performances in late 2009 in back-to-back games against Northwestern State and Louisiana Lafayette ... Warren, who was seventh in the league a year ago in rebounding, is averaging 9.0 rebounds through the first two games and that is presently ninth in the league.

Seven Former Tigers Were On NBA Opening Day Rosters

When the NBA season got underway, there were seven former LSU players on rosters. That number is now six as on Thursday the San Antonio Spurs waived Garrett Temple. Here are the six players and the teams they play on;

Brandon Bass, Orlando Magic – 2nd season with Orlando, sixth in NBA
Glen Davis, Boston Celtics – 4th season with Boston
Shaquille O'Neal, Boston Celtics – 1st season with Boston, 19th in the NBA
Anthony Randolph, New York Knicks – 1st season with Knicks, 3rd in the NBA
Tyrus Thomas, Charlotte Bobcats – 1st full season with Charlotte, fifth in NBA
Marcus Thornton, New Orleans Hornets – 2nd season with Hornets

The NBA D-League begins play on Thursday and former LSU point guard Randy Livingston will begin his first season as the head coach of the Idaho Stampede. Rookie Tasmin Mitchell will be playing for the Erie Bayhawks, while Darnell Lazare will be on the roster of the Maine Red Claws. Lazare was a member of the 2006 Final Four team. Terry Martin, a senior on the 2009 SEC championship team, is listed as a tryout roster member of the Utah Flash. Austin is the Spurs D-League team and Temple was not sent to Austin, so we will update his status as news warrants.

LSU Adds Two Important Signees During Early Signing Period

Coach Trent Johnson announced on Wednesday that the LSU athletics department had received and approved two National Letters of Intent from players for the 2011-12 men's basketball season.

The players are John Isaac, a 6-4, 215-pound guard from New Llano, La., who attends Pickering High School; and, Johnny O'Bryant, a 6-9, 245-pound power forward from Cleveland, Miss., and East HS.

"It is a good day for Tiger basketball," said Coach Johnson. "Obviously, these are two quality young men who happen to be very, very good basketball players. They fit into the direction in which our program is headed, and that means playing elite level college basketball."

Isaac missed all of last season with a torn left ACL, but as a sophomore he averaged a double double with 18.5 points and 11.5 rebounds. He shot 59 percent from the field and averaged 8.6 assists and 1.8 steals. He was First-Team All-District that year in his fourth season of varsity competition for Pickering. He has been a starter on the Pickering varsity since the seventh grade.

"John Isaac is a very physical wing player who missed junior year because of an ACL injury,"

said Johnson. "If that injury had not occurred, he probably would have been one of the top 50 or 60 players in the country. He is a very physical and athletic young man. When you talk about physical, he is also playing football this season."

O'Bryant is the nation's No. 6 ranked power forward by ESPNU (21st overall in the country) and the No. 8 power forward and nation's 38th player overall according to Rivals.com.

He averaged 15 points and 7.2 rebounds last season as a junior as East reached the Class 3A semifinals. Two years ago, O'Bryant was a member of the USA Basketball U16 team that captured gold in Mendoza, Argentina at the FIBA Americas Championship and followed that up with another gold medal in Hamburg, Germany with the U17 national team.

"Johnny O'Bryant, if he was in a Tiger uniform today he would be one of our three best players," the third-year LSU Coach said. "He has a wealth of experience with USA Basketball and is one of the top players in the country. He gives us a physical presence with some durability on the front line and a strong skill set. He is a young man that Tiger fans need to enjoy every second of every day because he has a chance to be an impact player and play basketball for a long time.

"My assistant coaches did an excellent job, especially Brent Scott, in the recruitment process of both these young men. All that being said, fans should judge this recruiting class at the end of their career, not at the start of it. There is a lot of hard work in front of us. There is a lot of hard work in front of both of these young men. But they are looking forward, as much as I am, to achieving their goals at LSU and beyond."

Tigers Invited to 2011 Charleston Classic

The LSU men's basketball team will be part of the eight-team field for the 2011 Charleston Classic to be contested Nov. 17, 18 and 20, 2011 at Carolina First Arena in Charleston, S.C.

The field for the fourth annual tournament in addition to the Tigers includes Georgia Tech, Saint Joseph's, Seton Hall, Tulsa, Virginia Commonwealth, Western Kentucky and Baylor.

The 2011 Charleston Classic, a bracket-format tournament, will feature 12 games over the three days. Each team will compete in one game per day, advancing through a bracket-tournament format. The two teams that remain undefeated throughout will face off in a championship match Sunday, Nov. 20, 2011.

This family-friendly tournament offers the teams a week of practice, play and experiences in-and-around historic Charleston. Addition information, including travel packages, can be found on the Charleston Classic Web site at www.charlestonclassic.com

The Charleston Classic is owned and operated by ESPN Regional Television, Inc. (ERT), a subsidiary of ESPN.

Next Up - Tigers Leave Town for Tupelo To Face Memphis

LSU will play its first game away from home Sunday afternoon at 4 p.m. when it travels to the BancorpSouth Arena in Tupelo, Miss., to take on Memphis ... The game will be televised by CBS College Sports (Dave Ryan and Steve Lappas) and broadcast on the LSU Sports Radio Network (100.7 FM The Tiger in Baton Rouge) ... Tickets for the LSU-Memphis game are available through Ticketmaster ... The Tigers return home for a Thanksgiving eve game on Wednesday, Nov. 24 at 7 p.m. against Centenary. Tickets for that game are available at LSUtix.net.

TIGER TRENDS		
LSU RECORD...	10-11	COACH J.ERA
In November	1-1	9-3
In December		11-3
In January		7-11
In February		9-7
In March		3-5
In April		
LSU vs. AP Ranked Opponents		
At home		0-4
On the road		0-1
Neutral		1-2
LSU's Record in Games...		
Decided by 5 pts or less		9-5
Decided by 10 pts or less	1-1	16-15
Decided by 11 pts or more		23-14
At night	1-1	28-16
During the day		11-13
Decided in Overtime		1-1
Televised		19-26
LSU's Record When Scoring...		
Less than 60 points	0-1	2-19
60-69 points		9-6
70-79 points		13-3
80-89 points	1-0	11-1
90-99 points		4-0
100 or more points		
LSU's Record When Allowing...		
Less than 60 points		14-3
60-69 points	0-1	17-9
70-79 points	1-0	7-9
80-89 points		0-7
90-99 points		1-1
100 or more points		
LSU's Record When...		
Leading at the half	1-1	29-9
Losing at the half		7-21
Tied at the half		3-2
Lead 10 minutes left	1-0	33-3
Losing 10 minutes left	0-1	4-25
Tied 10 minutes left		2-1
Lead 5 minutes left	1-0	34-1
Losing 5 minutes left	0-1	4-28
Tied 5 minutes left		1-0
LSU's Record When Shooting...		
50% or higher	1-0	8-0
Less than 50%	0-1	31-29
Better than opponent	1-1	35-5
Worse than opponent		4-24
Even Shooting		
More 3PT FGs than opp.		16-4
LSU's Record When...		
Outrebounding opp.	0-1	30-10
Outrebounded by opp.	1-0	7-18
Equal rebounds		2-1
LSU's Record When Committing...		
Fewer TO than opp.		23-11
More TO than opp.	1-1	12-15
Equal TO		4-3
15 or fewer TO		26-23

SCORING BREAKDOWN

CLASS	PTS	PCT.
Freshmen	78	55.7
Sophomores	30	21.4
Juniors	32	22.8
SCORING	PTS	PCT.
Starters	61	43.5
Bench	77	55.0
POINTS IN PAINT	PTS	APG
LSU	44	22.0
Opponents	50	25.0
POINTS OFF TO	PTS	APG
LSU	31	15.5
Opponents	39	19.5
BENCH SCORING	PTS	APG
LSU	61	30.5
Opponents	77	38.5
FT% LAST 5 MINUTES		PCT
LSU	7-12	58.3
Opponents	15-25	60.0
FG% LAST 5 MINUTES		PCT
LSU	7-12	58.3
Opponents	8-15	53.3
3FG% LAST 5 MINUTES		PCT
LSU	2-6	33.3
Opp.	1-5	20.0

W-L RECORDS OF STARTING LINEUPS (G, G, F, F, F or G,G,G,F,F)

1-1 -- Bass, Turner, Dotson, Wahite, Warren

LEADING SCORERS -- Turner 1, Stringer 2, Derenbecker 1

LEADING REBOUNDERS -- Green 1, Warren 1

LEADING ASSISTS -- Stringer 2

TOTAL DUNKS -- White 1, Courtney 1, Dotson 1, Bass 1, Warren 1, Turner 1

DOUBLE FIGURE SCORING GAMES -- Turner 1, Stringer 2, White 1, Dotson 1, Derenebecker 1

DOUBLE DOUBLE --

PLAYERS SCORING IN DOUBLE FIGURES BY GAME

0	1	2	3	4	5 or more
		1		1	



Garrett Green

Forward * 6-11 * 230 * Junior * 2L * Woodland Hills, Calif. (Taft HS)

3

Top Performances

Points
 Season: 2, vs. NW St., 11/12/10
 Career: 7, vs. McNeese, 1/4/10

Rebounds
 Season: 6, vs. NW St., 11/12/10
 Career: 8, vs. Southern, 11/30/07

Field Goals Made
 Season: 1, vs. NW St., 11/12/10
 Career: 3, three times

3 PT FG Made
 Season
 Career: 1, three times

Free Throws Made
 Season:
 Career: 1, 10 times

Assists
 Season: 1, vs. Nicholls, 11/16/10
 Career: 3, at Florida, 1/16/10

Blocks
 Season:
 Career: 2, twice

Steals
 Season:
 Career: 3, vs. Arkansas, 2/24/10

Minutes Played
 Season 11, vs. NW St., 11/12/10
 Career: 30, at Vanderbilt, 2/13/01

- Top Career Scoring Games**
- 7 -- vs. McNeese, 1/4/10
 - 6 -- vs. Arkansas, 2/24/10
 - 6 -- at Vanderbilt, 2/13/10
 - 6 -- vs. Oregon State, 12/21/07
 - 5 -- vs. Northwestern State, 12/12/09
 - 4 -- seven times

2008 SEC Freshman Academic Honor Roll


Junior Season (2010-11)

Green's Game-by-Game Statistics

2010-11 OPPONENT	MIN	FG	3FG	FT	REB	PF/D	A	TO	BLK	STL	PTS
Northwestern State	11	1-1	0-0	0-0	6	2-0	0	1	0	0	2
Nicholls	5	0-1	0-0	0-2	4	1-0	1	0	0	0	0
Tennessee-Martin											
Memphis (Tupelo)											
Centenary											
at South Alabama											
Houston											
Central Michigan											
Coastal Carolina											
McNeese State											
Wichita St. (S'port)											
North Texas											
Southern											
at Rice											
at Virginia											
at Auburn											
Arkansas											
at Kentucky											
Ole Miss											
at Tennessee											
at Alabama											
South Carolina											
Mississippi State											
at Ole Miss											
at Arkansas											
Alabama											
Florida											
at Miss. State											
Vanderbilt											
at Georgia											
Auburn											
SEC Tournament											

Garrett Green's Career Stats

YEAR	GP-GS	MIN/AVG	FG-FGA	PCT.	3FG-FGA	PCT.	FT-FTA	PCT.	REB.-AVG	PF-FO	AST	TO	BLK	STL	PTS-AVG.
07-08	25-1	241-9.6	20-47	.426	2-5	.400	3-7	.429	40-1.6	41-1	3	11	5	1	45-1.6
08-09	Redshirt														
09-10	30-11	320-10.7	27-80	.338	1-4	.250	8-27	.296	74-2.5	51-1	9	30	10	12	63-2.1
10-11	2-0	16-8.0	1-2	.500	0-0	.000	0-2	.000	10-5.0	3-0	1	1	0	0	2-1.0
Totals	57-12	577-10.1	48-129	.372	3-9	.333	11-36	.306	124-2.2	95-2	13	42	15	13	110-1.9



Chris Bass

Guard * 6-1 * 185 * Junior * 2L *Baton Rouge, La. (Lee Academy Prep)

4

Top Performances

Points
 Season: 4, vs. NW St., 11/12/10
 Career: 7, twice

Rebounds
 Season: 2, twice
 Career: 8, vs. Grambling, 12/13/08

Field Goals Made
 Season: 1, vs. NW St., 11/12/10
 Career: 3, three times

3 PT FG Made
 Season:
 Career: 2, twice

Free Throws Made
 Season: 2, vs. NW St., 11/12/10
 Career: 3, at Utah, 1/2/10

Assists
 Season: 2, vs. NW St., 11/12/10
 Career: 6, four times

Blocks
 Season:
 Career: 2, vs. Utah, 1/2/10

Steals
 Season: 5, vs. NW St., 11/12/10
 Career: 5, vs. NW St., 11/12/10

Minutes Played
 Season: 18, vs. NW St., 11/12/10
 Career: 36, vs. Northwestern St., 12/12/09

Top Career Scoring Games

1. 7 vs. Connecticut, 11/25/09
1. 7 vs. ULM, 11/13/09
3. 6 at Florida, 1/16/10
3. 6 vs. Southeastern, 12/14/09
3. 6 vs. Grambling
6. 5 vs. Kentucky, 2/6/10
6. 5 vs. Louisiana Lafayette, 12/1/09
6. 5 vs. Alabama, 2/8/09
9. 4 vs. NW State, 11/12/10
9. 4 vs. Northwestern State, 12/12/09
9. 4 vs. Northwestern State, 11/23/08

Junior Season (2010-11)

Career high in steals of 5 vs. NW State (11/12) in the opener ...

Bass' Game-by-Game Statistics

2010-11

OPPONENT	MIN	FG	3FG	FT	REB	PF/D	A	TO	BLK	STL	PTS
Northwestern State	18	1-1	0-0	2-4	2	2-0	2	5	0	5	4
Nicholls	10	0-0	0-0	0-2	2	0-0	0	1	0	0	0

Tennessee-Martin
Memphis (Tupelo)
Centenary
at South Alabama
Houston
Central Michigan
Coastal Carolina
McNeese State
Wichita St. (Sport)
North Texas
Southern
at Rice
at Virginia
at Auburn
Arkansas
at Kentucky
Ole Miss
at Tennessee
at Alabama
South Carolina
Mississippi State
at Ole Miss
at Arkansas
Alabama
Florida
at Miss. State
Vanderbilt
at Georgia
Auburn
SEC Tournament

Chris Bass' Career Stats

YEAR	GP-GS	MIN/AVG	FG-FGA	PCT.	3FG-FGA	PCT.	FT-FTA	PCT.	REB.-AVG	PF-FO	AST	TO	BLK	STL	PTS-AVG.
08-09	28-0	276/9.9	7-26	.269	4-14	.286	5-14	.357	31-1.1	21-0	43	14	1	5	23-0.8
09-10	31-19	744/24.0	28-84	.333	6-33	.182	8-19	.421	73-2.4	51-3	97	38	5	24	70-2.3
10-11	2-2	28/14.0	1-1	1.000	0-0	.000	2-6	.333	4-2.0	2-0	2	6	0	5	4-2.0
Totals	61-21	1048/17.2	36-111	.324	10-47	.213	15-39	.385	108-1.8	74-3	142	58	6	34	97-1.6



Malcolm White

Forward * 6-9 * 225 * Junior * Redshirt Transfer * Baton Rouge, La. * Ole Miss

5

Top LSU Performances

Points

Season:	12, vs. NW St., 11/12/10
Career:	12, vs. NW St., 11/12/10

Rebounds

Season:	4, vs. NW St., 11/12/10
Career:	4, vs. NW St., 11/12/10

Field Goals Made

Season:	3, vs. NW St., 11/12/10
Career:	3, vs. NW St., 11/12/10

3 PT FG Made

Season:	
Career:	

Free Throws Made

Season:	6, vs. NW St., 11/12/10
Career:	6, vs. NW St., 11/12/10

Assists

Season:	
Career:	

Blocks

Season:	3, vs. NW St., 11/12/10
Career:	3, vs. NW St., 11/12/10

Steals

Season:	
Career:	

Minutes Played

Season:	34, vs. NW St., 11/12/10
Career:	34, vs. NW St., 11/12/10

Top LSU Career Scoring Games

1.	12	vs. NW State, 11/12/10
2.	2	vs. Nicholls, 11/16/10

Junior Season (2010-11)

In first game in over a year, scored 12 points in 34 minutes with three blocks against NW St. (11/12/10) ...

White's Game-by-Game Statistics

2009-10	OPONENT	MIN	FG	3FG	FT	REB	PF/D	A	TO	BLK	STL	PTS
	Northwestern State	34	3-8	0-0	6-11	4	4-0	0	4	3	0	12
	Nicholls	10	1-1	0-0	0-0	2	3-0	0	3	1	0	2
	Tennessee-Martin											
	Memphis (Tupelo)											
	Centenary											
	at South Alabama											
	Houston											
	Central Michigan											
	Coastal Carolina											
	McNeese State											
	Wichita St. (S'port)											
	North Texas											
	Southern											
	at Rice											
	at Virginia											
	at Auburn											
	Arkansas											
	at Kentucky											
	Ole Miss											
	at Tennessee											
	at Alabama											
	South Carolina											
	Mississippi State											
	at Ole Miss											
	at Arkansas											
	Alabama											
	Florida											
	at Miss. State											
	Vanderbilt											
	at Georgia											
	Auburn											
	SEC Tournament											

Malcolm White's Career Stats

YEAR	GP-GS	MIN/AVG	FG-FGA	PCT.	3FG-FGA	PCT.	FT-FTA	PCT.	REB.-AVG	PF-FO	AST	TO	BLK	STL	PTS-AVG.
10-11	2-2	44-22.0	4-9	.444	0-0	.000	6-11	.545	6-3.0	7-0	0	7	4	0	14-7.0
Totals	2-2	44-22.0	4-9	.444	0-0	.000	6-11	.545	6-3.0	7-0	0	7	4	0	14-7.0



Andre Stringer

Guard * 5-9 * 170 * Freshman * HS * Jackson, Miss. (Forest Park HS)

10

Top Performances

Points

Season:	21, vs. NW St., 11/12/10
Career:	21, vs. NW St., 11/12/10

Rebounds

Season:	3, vs. NW St., 11/12/10
Career:	3, vs. NW St., 11/12/10

Field Goals Made

Season:	5, vs. NW St., 11/12/10
Career:	5, vs. NW St., 11/12/10

3 PT FG Made

Season:	4, vs. NW St., 11/12/10
Career:	4, vs. NW St., 11/12/10

Free Throws Made

Season:	7, vs. NW St., 11/12/10
Career:	7, vs. NW St., 11/12/10

Assists

Season:	5, vs. NW St., 11/12/10
Career:	5, vs. NW St., 11/12/10

Blocks

Season:	
Career:	

Steals

Season:	
Career:	

Minutes Played

Season:	31, vs. Nicholls, 11/16/10
Career:	31, vs. Nicholls, 11/16/10

Top Career Scoring Games

1.	21	vs. NW State, 11/12/10
2.	14	vs. Nicholls, 11/16/10

Freshman Season (2010-11)

Hit four treys in the season opener against NW State (11/12), with five assists in scoring 21 points

Stringer's Game-by-Game Statistics

2009-10

OPPONENT	MIN	FG	3FG	FT	REB	PF/D	A	TO	BLK	STL	PTS
Northwestern State	25	5-10	4-9	7-10	3	4-0	5	6	0	0	21
Nicholls	31	4-13	3-8	3-3	2	0-0	3	0	0	0	14
Tennessee-Martin											
Memphis (Tupelo)											
Centenary											
at South Alabama											
Houston											
Central Michigan											
Coastal Carolina											
McNeese State											
Wichita St. (Sport)											
North Texas											
Southern											
at Rice											
at Virginia											
at Auburn											
Arkansas											
at Kentucky											
Ole Miss											
at Tennessee											
at Alabama											
South Carolina											
Mississippi State											
at Ole Miss											
at Arkansas											
Alabama											
Florida											
at Miss. State											
Vanderbilt											
at Georgia											
Auburn											
SEC Tournament											

Andre Stringer's Career Stats

YEAR	GP-GS	MIN/AVG	FG-FGA	PCT.	3FG-FGA	PCT.	FT-FTA	PCT.	REB.-AVG	PF-FO	AST	TO	BLK	STL	PTS-AVG.
10-11	2-0	56-28.0	9-23	.391	7-17	.412	10-13	.769	5-2.5	4-0	8	6	0	0	35-17.5
Totals	2-0	56-28.0	9-23	.391	7-17	.412	10-13	.769	5-2.5	4-0	8	6	0	0	35-17.5



Eddie Ludwig

Forward * 6-9 * 215 * Sophomore * 1L * Metairie, La. (Metairie Park Country Day)

13

Top Performances

Points
 Season: 4, twice
 Career: 9, twice

Rebounds
 Season: 3, vs. NW St., 11/12/10
 Career: 6, three times

Field Goals Made
 Season:
 Career: 3, twice

3 PT FG Made
 Season:
 Career:

Free Throws Made
 Season: 4, vs. NW St., 11/12/10
 Career: 5, vs. Rice, 12/19/09

Assists
 Season:
 Career: 5, at Arkansas, 2/10/10

Blocks
 Season:
 Career: 1, three times

Steals
 Season: 3, vs. NW St., 11/12/10
 Career: 4, vs. Georgia, 3/6/10

Minutes Played
 Season: 22, vs. Nicholls State, 11/16/10
 Career: 31, vs. Tenn. (SECT), 3/11/10

Top Career Scoring Games

1. 9 at Ole Miss, 3/4/10
1. 9 vs. Rice, 12/19/08
3. 8 vs. Tennessee (SECT), 3/11/10
4. 6 vs. Connecticut, 11/25/09
5. 5 vs. Northwestern State, 12/12/09
6. 4 vs. Nicholls, 11/16/10
6. 4 vs. Northwestern State, 11/12/10
6. 4 at Florida, 1/16/10
6. 4 vs. Southeastern, 12/14/09
10. 3 vs. Ole Miss, 1/23/10
10. 3 vs. Indiana State, 11/16/09

Sophomore Season (2010-11)

Ludwig's Game-by-Game Statistics

2010-11 OPPONENT	MIN	FG	3FG	FT	REB	PF/D	A	TO	BLK	STL	PTS
Northwestern State	18	0-0	0-0	4-4	3	5-1	0	2	0	3	4
Nicholls	22	1-2	0-0	2-2	2	3-0	0	2	0	0	4
Tennessee-Martin											
Memphis (Tupelo)											
Centenary											
at South Alabama											
Houston											
Central Michigan											
Coastal Carolina											
McNeese State											
Wichita St. (Sport)											
North Texas											
Southern											
at Rice											
at Virginia											
at Auburn											
Arkansas											
at Kentucky											
Ole Miss											
at Tennessee											
at Alabama											
South Carolina											
Mississippi State											
at Ole Miss											
at Arkansas											
Alabama											
Florida											
at Miss. State											
Vanderbilt											
at Georgia											
Auburn											
SEC Tournament											

Eddie Ludwig's Career Stats

YEAR	GP-GS	MIN/AVG	FG-FGA	PCT.	3FG-FGA	PCT.	FT-FTA	PCT.	REB.-AVG	PF-FD	AST	TO	BLK	STL	PTS-AVG.
09-10	30-1	383/12.8	22-64	.344	0-8	.000	26-30	.867	74-2.5	47-0	19	19	3	14	70-2.3
10-11	2-0	40-20.0	1-2	.500	0-0	.000	6-6	1.000	5-2.5	8-1	0	4	0	3	8-4.0
Totals	32-1	423-13.2	23-66	.358	0-8	.000	32-36	.889	79-2.5	55-1	19	23	3	17	78-2.4



Jalen Courtney

Forward * 6-8 * 210 * Freshman * HS * Jackson, Miss. (Provine HS)

14

Top Performances

Points
 Season: 2, vs. NW St., 11/12/10
 Career: 2, vs. NW St., 11/12/10

Rebounds
 Season:
 Career:

Field Goals Made
 Season: 1, vs. NW St., 11/12/10
 Career: 1, vs. NW St., 11/12/10

3 PT FG Made
 Season:
 Career:

Free Throws Made
 Season:
 Career:

Assists
 Season:
 Career:

Blocks
 Season:
 Career:

Steals
 Season:
 Career:

Minutes Played
 Season: 3, vs. NW St., 11/12/10
 Career: 3, vs. NW St., 11/12/10

Top Career Scoring Games
 1. 3 vs. NW State, 11/12/10

Freshman Season (2010-11)

Courtney's Game-by-Game Statistics

2010-11	OPONENT	MIN	FG	3FG	FT	REB	PF/D	A	TO	BLK	STL	PTS
	Northwestern State	3	1-1	0-0	0-0	0	0-0	0	0	0	0	2
	Nicholls	DNP										
	Tennessee-Martin											
	Memphis (Tupelo)											
	Centenary											
	at South Alabama											
	Houston											
	Central Michigan											
	Coastal Carolina											
	McNeese State											
	Wichita St. (Sport)											
	North Texas											
	Southern											
	at Rice											
	at Virginia											
	at Auburn											
	Arkansas											
	at Kentucky											
	Ole Miss											
	at Tennessee											
	at Alabama											
	South Carolina											
	Mississippi State											
	at Ole Miss											
	at Arkansas											
	Alabama											
	Florida											
	at Miss. State											
	Vanderbilt											
	at Georgia											
	Auburn											
	SEC Tournament											

Jalen Courtney's Career Stats

YEAR	GP-GS	MIN/AVG	FG-FGA	PCT.	3FG-FGA	PCT.	FT-FTA	PCT.	REB.-AVG	PF-FD	AST	TO	BLK	STL	PTS-AVG.
10-11	1-0	3-3.0	1-1	1.000	0-0	.000	0-0	.000	0-0.0	0-0	0	0	0	0	2-2.0
Totals	1-0	3-3.0	1-1	1.000	0-0	.000	0-0	.000	0-0.0	0-0	0	0	0	0	2-2.0



Dennis Harris

Forward • 6-11 * 190 * Sophomore * 1L * Jonesboro, Ga. (Mundy's Mills HS)

15

Top Performances

Points

Season:
Career: 12, vs. Alabama, 1/19/10

Rebounds

Season:
Career: 8, twice

Field Goals Made

Season:
Career: 5, three times

3 PT FG Made

Season:
Career: 2, vs. Miss. State, 2/20/10

Free Throws Made

Season:
Career: 3, vs. ULM, 11/13/09

Assists

Season:
Career: 4, vs. Western Ky, 11/17/09

Blocks

Season:
Career: 2, twice

Steals

Season:
Career: 2, vs. Miss. State, 2/20/10

Minutes Played

Season:
Career: 29, vs. Western Ky., 11/17/09

Top Career Scoring Games

1. 12 vs. Alabama, 1/9/10
2. 10 at Auburn, 2/27/10
2. 10 vs. Mississippi State, 2/20/10
2. 10 at Vanderbilt, 2/13/10
2. 10 vs. Indiana State, 11/16/09
6. 9 vs. Western Kentucky, 11/17/09
6. 9 vs. ULM, 11/13/09
8. 8 at Alabama, 1/27/10
9. 7 vs. McNeese, 1/4/10
10. 6 three times

Sophomore Season (2010-11)

Missed start of season with left ankle sprain (NW St., 11/12)

Harris' Game-by-Game Statistics

2010-11

OPPONENT	MIN	FG	3FG	FT	REB	PF/D	A	TO	BLK	STL	PTS
Northwestern State	DNP -- injury										
Nicholls	DNP -- injury										
Tennessee-Martin											
Memphis (Tupelo)											
Centenary											
at South Alabama											
Houston											
Central Michigan											
Coastal Carolina											
McNeese State											
Wichita St. (Sport)											
North Texas											
Southern											
at Rice											
at Virginia											
at Auburn											
Arkansas											
at Kentucky											
Ole Miss											
at Tennessee											
at Alabama											
South Carolina											
Mississippi State											
at Ole Miss											
at Arkansas											
Alabama											
Florida											
at Miss. State											
Vanderbilt											
at Georgia											
Auburn											
SEC Tournament											

Dennis Harris' Career Stats

YEAR	GP-GS	MIN/AVG	FG-FGA	PCT.	3FG-FGA	PCT.	FT-FTA	PCT.	REB.-AVG	PF-FD	AST	TO	BLK	STL	PTS-AVG.
09-10	29-9	415/14.3	56-111	.505	5-16	.313	17-32	.531	91-3.1	64-1	14	19	14	8	134-4.6
Totals	29-9	415/14.3	56-111	.505	5-16	.313	17-32	.531	91-3.1	64-1	14	19	14	8	134-4.6



Matt Derenbecker

Forward * 6-7 * 185 * Freshman * HS * Metairie, La. (Metairie Park Country Day)

21

Top Performances

Points

Season: 14, vs. Nicholls, 11/16/10
 Career: 14, vs. Nicholls, 11/16/10

Rebounds

Season: 6, vs. Nicholls, 11/16/10
 Career: 6, vs. Nicholls, 11/16/10

Field Goals Made

Season: 5, vs. Nicholls, 11/16/10
 Career: 5, vs. Nicholls, 11/16/10

3 PT FG Made

Season: 3, vs. Nicholls, 11/16/10
 Career: 3, vs. Nicholls, 11/16/10

Free Throws Made

Season: 1, vs. Nicholls, 11/16/10
 Career: 1, vs. Nicholls, 11/16/10

Assists

Season:
 Career:

Blocks

Season:
 Career:

Steals

Season:
 Career:

Minutes Played

Season: 25, vs. Nicholls, 11/16/10
 Career: 25, vs. Nicholls, 11/16/10

Top Career Scoring Games

1. 14 vs. Nicholls, 11/16/10

Freshman Season (2010-11)

Posted his first LSU points in Nicholls game (11/16)


Derenbecker's Game-by-Game Statistics

2009-10

OPPONENT	MIN	FG	3FG	FT	REB	PF/D	A	TO	BLK	STL	PTS
Northwestern State	6	0-0	0-0	0-0	0	2-0	0	2	0	0	0
Nicholls	28	5-10	3-7	1-1	6	3-0	0	2	0	0	14
Tennessee-Martin											
Memphis (Tupelo)											
Centenary											
at South Alabama											
Houston											
Central Michigan											
Coastal Carolina											
McNeese State											
Wichita St. (S'port)											
North Texas											
Southern											
at Rice											
at Virginia											
at Auburn											
Arkansas											
at Kentucky											
Ole Miss											
at Tennessee											
at Alabama											
South Carolina											
Mississippi State											
at Ole Miss											
at Arkansas											
Alabama											
Florida											
at Miss. State											
Vanderbilt											
at Georgia											
Auburn											
SEC Tournament											

Matt Derenbecker's Career Stats

YEAR	GP-GS	MIN/AVG	FG-FGA	PCT.	3FG-FGA	PCT.	FT-FTA	PCT.	REB.-AVG	PF-FO	AST	TO	BLK	STL	PTS-AVG.
10-11	2-0	34-17.0	5-10	.500	3-7	.429	1-1	1.000	6-3.0	5-0	0	4	0	0	14-7.0
Totals	2-0	34-17.0	5-10	.500	3-7	.429	1-1	1.000	6-3.0	5-0	0	4	0	0	14-7.0



Ralston Turner

Guard * 6-6 * 193 * Freshman * HS * Muscle Shoals, Ala. (Muscle Shoals HS)

22

Top Performances

Points

Season: 21, vs. NW St., 11/12/10
 Career: 21, vs. NW St., 11/12/10

Rebounds

Season: 5, vs. NW St., 11/12/10
 Career: 5, vs. NW St., 11/12/10

Field Goals Made

Season: 6, vs. NW St., 11/12/10
 Career: 6, vs. NW St., 11/12/10

3 PT FG Made

Season: 3, vs. NW St., 11/12/10
 Career: 3, vs. NW St., 11/12/10

Free Throws Made

Season: 6, vs. NW St., 11/12/10
 Career: 6, vs. NW St., 11/12/10

Assists

Season: 2, vs. NW St., 11/12/10
 Career: 2, vs. NW St., 11/12/10

Blocks

Season:
 Career:

Steals

Season: 2, vs. NW St., 11/12/10
 Career: 2, vs. NW St., 11/12/10

Minutes Played

Season: 38, vs. NW St., 11/12/10
 Career: 38, vs. NW St., 11/12/10

Top Career Scoring Games

- 21 vs. Northwestern State., 11/12/10
- 6 vs. Nicholls, 11/16/10

Freshman Season (2010-11)

Started the opening college game of his career and in 38 minutes scored 21 points, hitting 6-of-12 field goals with three treys against NW State (11/12) ...

Turner's Game-by-Game Statistics

2010-11

OPPONENT	MIN	FG	3FG	FT	REB	PF/D	A	TO	BLK	STL	PTS
Northwestern State	38	6-12	3-6	6-9	5	2-0	2	2	0	2	21
Nicholls	30	1-6	0-2	4-4	2	2-0	2	1	0	0	6
Tennessee-Martin											
Memphis (Tupelo)											
Centenary											
at South Alabama											
Houston											
Central Michigan											
Coastal Carolina											
McNeese State											
Wichita St. (Sport)											
North Texas											
Southern											
at Rice											
at Virginia											
at Auburn											
Arkansas											
at Kentucky											
Ole Miss											
at Tennessee											
at Alabama											
South Carolina											
Mississippi State											
at Ole Miss											
at Arkansas											
Alabama											
Florida											
at Miss. State											
Vanderbilt											
at Georgia											
Auburn											
SEC Tournament											

Ralston Turner's Career Stats

YEAR	GP-GS	MIN/AVG	FG-FGA	PCT.	3FG-FGA	PCT.	FT-FTA	PCT.	REB.-AVG	PF-FD	AST	TO	BLK	STL	PTS-AVG.
10-11	2-2	68-34.0	7-18	.389	3-8	.375	10-13	.769	7-3.5	4-0	4	3	0	2	27-13.5
Totals	2-2	68-34.0	7-18	.389	3-8	.375	10-13	.769	7-3.5	4-0	4	3	0	2	27-13.5



Storm Warren

Forward * 6-7 * 230 * Junior * 2L * Monroe, La. (Richwood HS)

24

Top Performances

Points

Season: 8, vs. Nicholls, 11/16/10
 Career: 21, twice

Rebounds

Season: 14, vs. Nicholls, 11/16/10
 Career: 16, twice

Field Goals Made

Season: 3, vs. Nicholls, 11/16/10
 Career: 9, twice

3 PT FG Made

Season:
 Career:

Free Throws Made

Season: 2, vs. Nicholls, 11/16/10
 Career: 9, twice

Assists

Season: 2, vs. NW St., 11/12/10
 Career: 4, vs. ULM, 11/13/09

Blocks

Season: 1, vs. Nicholls, 11/16/10
 Career: 4, twice

Steals

Season: 3, vs. Nicholls, 11/16/10
 Career: 3, three times

Minutes Played

Season: 36, vs. Nicholls, 11/16/10
 Career: 39, vs. UL-Lafayette, 12/1/09

Top Career Scoring Games

1. 21 at Utah, 1/2/10
1. 21 vs. Northwestern State, 12/12/09
3. 20 vs. Western Kentucky, 11/17/09
4. 19 at South Carolina, 1/13/10
5. 18 vs. Tennessee (SECT), 3/11/10
5. 18 vs. UL-Lafayette, 12/1/09
7. 17 vs. Auburn, 1/20/10
8. 15 vs. UConn, 11/25/09
8. 15 vs. ULM, 11/13/09
10. 14 four times

Junior Season (2010-11)

Started his 32nd consecutive game in the season opener against NW St. (11/12)


Warren's Game-by-Game Statistics

2010-11

OPPONENT	MIN	FG	3FG	FT	REB	PF/D	A	TO	BLK	STL	PTS
Northwestern State	17	2-2	0-0	0-0	4	4-0	2	2	0	1	4
Nicholls	36	3-7	0-0	2-3	14	2-0	1	2	1	3	8
Tennessee-Martin											
Memphis (Tupelo)											
Centenary											
at South Alabama											
Houston											
Central Michigan											
Coastal Carolina											
McNeese State											
Wichita St. (Sport)											
North Texas											
Southern											
at Rice											
at Virginia											
at Auburn											
Arkansas											
at Kentucky											
Ole Miss											
at Tennessee											
at Alabama											
South Carolina											
Mississippi State											
at Ole Miss											
at Arkansas											
Alabama											
Florida											
at Miss. State											
Vanderbilt											
at Georgia											
Auburn											
SEC Tournament											

Storm Warren's Career Stats

YEAR	GP-GS	MIN/AVG	FG-FGA	PCT.	3FG-FGA	PCT.	FT-FTA	PCT.	REB.-AVG	PF-FD	AST	TO	BLK	STL	PTS-AVG.
08-09	30-0	224-7.5	21-49	.429	0-0	.000	19-39	.487	53-1.8	32-1	6	9	15	12	61-2.0
09-10	31-31	827-26.7	141-263	.536	0-0	.000	84-123	.683	223-7.2	104-5	13	46	44	33	366-11.8
10-11	2-2	53-26.5	5-9	.556	0-0	.000	2-3	.667	18-9.0	6-0	3	4	1	4	12-6.0
Totals	63-33	1104-17.5	167-321	.520	0-0	.000	105-165	.636	294-4.7	142-6	22	59	60	49	439-7.0



Daron Populist

Guard * 5-10 * 170 * Sophomore * 1L * Slidell, La. (Salmen HS)

25

Top Performances

Points

Season:

Career: 8, vs. Arkansas, 2/24/10

Rebounds

Season:

Career: 2, twice

Field Goals Made

Season:

Career: 2, vs. Arkansas, 2/24/10

3 PT FG Made

Season:

Career: 2, vs. Arkansas, 2/24/10

Free Throws Made

Season:

Career: 2, vs. Arkansas, 2/24/10

Assists

Season: 2, vs. NW St., 11/12/10

Career: 2, three times

Blocks

Season:

Career:

Steals

Season:

Career: 1, vs. Georgia, 3/6/10

Minutes Played

Season: 7, vs. Nicholls, 11/16/10

Career: 23, twice

Top Career Scoring Games

1. 8 vs. Arkansas, 2/24/10

2. 4 at Mississippi State, 1/30/10

3. 3 vs. Georgia, 3/6/10

3. 3 vs. Tennessee, 2/4/10

5. 2 at Arkansas, 2/10/10

Sophomore Season (2010-11)

Populist's Game-by-Game Statistics

2009-10

OPPONENT	MIN	FG	3FG	FT	REB	PF/D	A	TO	BLK	STL	PTS
Northwestern State	3	0-0	0-0	0-0	0	1-0	2	0	0	0	0
Nicholls	7	0-1	0-0	0-0	0	4-0	0	3	0	0	0
Tennessee-Martin											
Memphis (Tupelo)											
Centenary											
at South Alabama											
Houston											
Central Michigan											
Coastal Carolina											
McNeese State											
Wichita St. (S'port)											
North Texas											
Southern											
at Rice											
at Virginia											
at Auburn											
Arkansas											
at Kentucky											
Ole Miss											
at Tennessee											
at Alabama											
South Carolina											
Mississippi State											
at Ole Miss											
at Arkansas											
Alabama											
Florida											
at Miss. State											
Vanderbilt											
at Georgia											
Auburn											
SEC Tournament											

Daron Populist's Career Stats

YEAR	GP-GS	MIN/AVG	FG-FGA	PCT.	3FG-FGA	PCT.	FT-FTA	PCT.	REB.-AVG	PF-FO	AST	TO	BLK	STL	PTS-AVG.
09-10	16-0	156-9.8	6-21	.286	5-16	.313	3-4	.750	8-0.5	7-0	9	9	0	1	20-1.3
10-11	2-0	10-5.0	0-0	.000	0-0	.000	0-0	.000	0-0.0	5-0	2	3	0	0	0-0.0
Totals	18-0	166-9.2	6-21	.286	5-16	.313	3-4	.750	8-0.4	12-0	11	12	0	1	20-1.1



Aaron Dotson

Guard * 6-4 * 205 * Sophomore * 1 L * Seattle, Wash. (Rainier Beach HS)

45

Top Performances

Points

Season: 17, vs. NW St., 11/12/10
 Career: 17, vs. NW St., 11/12/10

Rebounds

Season: 3, vs. NW St., 11/12/10
 Career: 3, vs. NW St., 11/12/10

Field Goals Made

Season: 5, vs. NW St., 11/12/10
 Career: 5, vs. NW St., 11/12/10

3 PT FG Made

Season:
 Career: 2, vs. McNeese, 1/4/10

Free Throws Made

Season: 7, vs. NW St., 11/12/10
 Career: 7, vs. NW St., 11/12/10

Assists

Season: 1, vs. Nicholls, 11/16/10
 Career: 5, vs. McNeese, 1/4/10

Blocks

Season: 2, vs. Nicholls, 11/16/10
 Career: 2, tjree to,es

Steals

Season: 2, vs. NW St., 11/12/10
 Career: 2, vs. NW St., 11/12/10

Minutes Played

Season: 27, vs. NW St., 11/12/10
 Career: 38, vs. Wash. St., 12/22/09

Top Career Scoring Games

1. 17 vs. Northwestern State, 11/12/10
2. 11 vs. Washington State, 12/22/09
3. 10 vs. McNeese, 1/4/10
3. 10 vs. Rice, 12/19/09
5. 7 at Ole Miss, 3/4/10
6. 6 vs. Tennessee, 2/4/10
7. 6 vs. ULM, 11/13/09
8. 5 vs. Nicholls, 11/16/10
8. 5 vs. Utah, 1/2/10
8. 5 vs. Southeastern, 12/14/09
8. 5 vs. Arizona State, 11/27/09

Sophomore Season (2010-11)

Had a career high of 17 points in the season opener against NW St. (11/12)

Dotson's Game-by-Game Statistics

2010-11

OPPONENT	MIN	FG	3FG	FT	REB	PF/D	A	TO	BLK	STL	PTS
Northwestern State	27	5-5	0-0	7-8	3	4-0	0	1	1	2	17
Nicholls	21	1-2	0-0	2-2	2	3-0	0	2	0	0	5
Tennessee-Martin											
Memphis (Tupelo)											
Centenary											
at South Alabama											
Houston											
Central Michigan											
Coastal Carolina											
McNeese State											
Wichita St. (S'port)											
North Texas											
Southern											
at Rice											
at Virginia											
at Auburn											
Arkansas											
at Kentucky											
Ole Miss											
at Tennessee											
at Alabama											
South Carolina											
Mississippi State											
at Ole Miss											
at Arkansas											
Alabama											
Florida											
at Miss. State											
Vanderbilt											
at Georgia											
Auburn											
SEC Tournament											

Aaron Dotson's Career Stats

YEAR	GP-GS	MIN/AVG	FG-FGA	PCT.	3FG-FGA	PCT.	FT-FTA	PCT.	REB.-AVG	PF-FO	AST	TO	BLK	STL	PTS-AVG.
09-10	29-17	539-18.6	32-109	.294	7-46	.152	23-43	.535	48-1.7	61-3	29	33	12	12	93-3.2
10-11	2-2	48-24.0	6-7	.857	0-1	.000	10-12	.533	5-2.5	8-0	1	5	3	2	22-1.0
Totals	31-19	587-18.9	38-116	.328	7-47	.149	33-55	.600	53-1.7	69-3	30	38	15	14	116-3.7

The Last Time LSU ...

ALL GAMES

Scoring

Less Than 50 points	49 -- vs. Tenn. (SECT) (49-59), 3/11/10
50 or more points	53 -- vs. Nicholls (53-62), 11/16/10
60 or more points	87 -- vs. NW State (87-78), 11/12/10
70 or more points	87 -- vs. NW State (87-78), 11/12/10
80 or more points	87 -- vs. NW State (87-78), 11/12/10
90 or more points	97 -- at Miss. State (97-94), 2/11/09
100 or more points	104 -- vs. Nicholls State (104-57), 11/21/05

Opponents Scoring

Less than 50 points	48 -- vs. Arkansas (48-50), 3/6/10
50 or more points	62 -- by Nicholls (62-53), 11/16/10
60 or more points	62 -- by Nicholls (62-53), 11/16/10
70 or more points	78 -- by NW State (78-87), 11/12/10
80 or more points	87 -- by Kentucky (87-52), 2/10/10
90 or more points	94 -- by Miss. State (94-97), 2/11/09
100 or more points	101 -- by Ohio State (101-113), 1-15-05

Field Goal Percentage

Shot 29 percent or less	29.2 -- at Alabama (14-48), 1/27/10
Shot 30 percent or more	37.2 -- vs. Nicholls (16-43), 11/16/10
Shot 40 percent or more	60.0 -- vs. NW State (24-40), 11/12/10
Shot 50 percent or more	60.0 -- vs. NW State (24-40), 11/12/10
Shot 60 percent or more	60.0 -- vs. NW State (24-40), 11/12/10
Shot 70 percent or more	70.3 -- vs. Centenary (45-64), 1-15-03

Opponents Field Goal Percentage

Shot 29 percent or less	27.1 -- by Grambling St. (35-55), 12/13/08
Shot 30 percent or more	35.8 -- by Nicholls (19-53), 11/16/10
Shot 40 percent or more	41.4 -- by Northwestern St. (29-70), 11/12/10
Shot 50 percent or more	51.0 -- by Ole Miss (26-51), 3/4/10
Shot 60 percent or more	61.0 -- by Arizona State (25-41), 11/27/09

Three-Point FG Percentage

Shot less than 10 pct	7.1 -- at Xavier (1-14), 12/29/09
Shot 10 percent or more	33.3 -- vs. Nicholls (6-18), 11/16/10
Shot 20 percent or more	33.3 -- vs. Nicholls (6-18), 11/16/10
Shot 30 percent or more	33.3 -- vs. Nicholls (6-18), 11/16/10
Shot 40 percent or more	46.7 -- vs. Northwestern St. (7-15), 11/12/10
Shot 50 percent or more	50.0 -- vs. Arizona State (5-10), 11/27/09
Shot 60 percent or more	63.6 -- vs. Georgia (7-11), 1/25/06

Opponents Three-Point FG Percentage

Shot less than 10 pct	7.1 -- by Georgia (1-14), 1/25/06
Shot 10 percent or more	31.6 -- by Nicholls (6-19), 11/16/10
Shot 20 percent or more	31.6 -- by Nicholls (6-19), 11/16/10
Shot 30 percent or more	31.6 -- by Nicholls (6-19), 11/16/10
Shot 40 percent or more	46.4 -- by Auburn (13-28), 2/27/10
Shot 50 percent or more	52.9 -- by Alabama (9-17), 1/27/10
Shot 60 percent or more	60.0 -- by McNeese State (9-15), 12/22/08

Free Throw Percentage

Shot less than 50 pct	46.7 -- at Ole Miss (7-15), 1/12/08
Shot 50 percent or more	71.4 -- vs. Nicholls (15-21), 11/16/10
Shot 60 percent or more	71.4 -- vs. Nicholls (15-21), 11/16/10
Shot 70 percent or more	71.4 -- vs. Nicholls (15-21), 11/16/10
Shot 80 percent or more	90.0 -- vs. Georgia (9-10), 3/6/10
Shot 90 percent or more	90.0 -- vs. Georgia (9-10), 3/6/10
Shot 100 percent	100.0 -- vs. Grambling State (4-4), 12/13/08

Rebounds

Less than 29 rebounds	29 -- at Arkansas, 2/10/10
Had 30 or more rebounds	37 -- vs. Nicholls, 11/16/10
Had 40 or more rebounds	43 -- at Washington St., 12/22/09
Had 50 or more rebounds	50 -- vs. Indiana State, 11/16/09
Had 60 or more rebounds	60 -- vs. Troy State, 12-22-98

Opponent Rebounds

Less than 20 rebounds	17 -- vs. Nicholls State, 12/17/08
Had 20 or more rebounds	33 -- by Nicholls, 11/16/10
Had 30 or more rebounds	33 -- by Nicholls, 11/16/10
Had 40 or more rebounds	41 -- by Tennessee (SECT), 3/11/10
Had 50 or more rebounds	53 -- by Kentucky, 2/6/10

Assists

Less than 5 assists	4 -- at Alabama, 1/27/10
5 assists or more	8 -- vs. Nicholls, 11/16/10
10 assists or more	13 -- vs. Northwestern St., 11/12/10
15 assists or more	22 -- vs. McNeese, 1/4/10
20 assists or more	22 -- vs. McNeese, 1/4/10
25 assists or more	26 -- vs. Troy, 11/30/08
30 or more assists	33 -- vs. Georgia State, 12-28-94

Opponent Assists

Less than 5 assists.	1 -- by Indiana State, 11/16/09
5 assists or more	7 -- by Nicholls, 11/16/10
10 assists or more	8 -- by Northwestern St., 11/12/10
15 assists or more	17 -- by Ole Miss, 3/4/10
20 assists or more	21 -- by Vanderbilt, 1/19/08
25 assists or more	28 -- by Fresno State, 11/26/99
30 assists or more	33 -- by Kentucky, 1-16-96

Blocks

0 blocks	0 -- at Miss. State, 1/30/10
1 or more blocks	4 -- vs. Nicholls, 11/16/10
5 or more blocks	9 -- vs. Arkansas, 2/24/10
10 or more blocks	11 -- vs. Ole Miss, 2/14/09
15 or more blocks	16 -- vs. Alcorn State, 11/20/08

Opponent Blocks

0 blocks	0 -- by Western Kentucky, 11/17/09
1 or more blocks	2 -- by Nicholls, 11/16/10
5 or more blocks	9 -- by Miss. State, 2/20/10
10 or more blocks	11 -- by UConn, 1/6/07

Steals

0 steals	0 -- vs. Georgia Tech, 3-17-90
1 or more steals	3 -- vs. Nicholls, 11/16/10
5 or more steals	13 -- vs. Northwestern St., 11/12/10
10 or more steals	13 -- vs. Northwestern St., 11/12/10
15 or more steals	22 -- vs. Arkansas, 2-17-01

Opponent Steals

0 steals	0 -- by Washington State, 12/27/08
1 or more steals	12 -- by Nicholls, 11/16/10
5 or more steals	12 -- by Nicholls, 11/16/10
10 or more steals	12 -- by Nicholls, 11/16/10
15 or more steals	16 -- by Miami (Fla.), 12-27-01

The Last Time An LSU Player...

ALL GAMES

Scored 20 or more points	21	Ralston Turner, vs. Northwestern St., 11/12/10
.....	21	Andre Stringer, vs. Northwestern St., 11/12/10
Scored 25 or more points.....	26	Bo Spencer, at Auburn, 2/27/10
Scored 30 or more points	38	Tasmin Mitchell, vs. Auburn, 1/20/10
Scored 35 or more points.....	38	Tasmin Mitchell, vs. Auburn, 1/20/10
Scored 40 or more points	41	Tasmin Mitchell, at Miss State, 2/11/09
Scored 45 or more points	46	Chris Jackson, vs. Vanderbilt, 2-18-90
Scored 50 or more points	51	Chris Jackson, vs. Texas, 1-2-90
Scored 55 or more points	55	Chris Jackson, vs. Ole Miss, 3-4-89
Scored 60 or more	64	Pete Maravich, vs. Kentucky, 2-21-70
Scored double figures in 5 straight games.....	7	Tasmin Mitchell, 1/30/10 to 2/24/10
Scored double figures in 10 straight games	15	Tasmin Mitchell, 11/27/09 to 1/23/10
Scored double figures in 15 straight games	15	Tasmin Mitchell, 11/27/09 to 1/23/10
Scored double figures in 20 straight games.....	48	Glen Davis, 3/5/05 to 12/17/06
Scored double figures in 25 straight games.....	48	Glen Davis, 3/5/05 to 12/17/06
Scored double figures in 30 straight games.....	48	Glen Davis, 3/5/05 to 12/17/06
Scored double figures in 35 straight games.....	48	Glen Davis, 3/5/05 to 12/17/06
Scored double figures in 40 straight games	48	Glen Davis, 3/5/05 to 12/17/06
Scored double figures in 45 or more straight game	48	Glen Davis, 3/5/05 to 12/17/06
Scored 20 points or more in 2 straight games	2	Bo Spencer, 26 at Auburn (2/27/10); 20 at Ole Miss (3/4/10)
Scored 20 points or more in 3 straight games	3	Bo Spencer, 22 vs. Rice (12/19/09); 23 vs. Washington State (12/22/09); 20 at Xavier (12/29/09)
Scored 20 points or more in 4 straight games	4	Tasmin Mitchell, 26 vs. Louisiana-Lafayette (12/1/09); 24 vs. Northwestern State (12/12/09); 24 vs. Southeastern Louisiana (12/14/09); 27 vs. Nicholls State (12/17/09)
Scored 20 points or more in 5 straight games	6	Marcus Thornton, 25 at Ole Miss (1/12/08); 27 vs. Auburn (1/16/08); 27 at Vandy (1/19/08); 20 vs. Arkansas (1/26/08); 38 at Auburn (1/30/08); 22 vs. Alabama (2/2/08)
Scored 30 points or more in consecutive games.....	2	Marcus Thornton, 31 vs. Miss. State (1/21/09); 30 vs. Xavier (1/24/09)
Made 10-14 field goals in a game	10	Tasmin Mitchell, at Miss. State, 1/30/10
Made 15 or more field goals in a game.....	15	Tasmin Mitchell, vs. Auburn, 1/20/10
Attempted 15-19 field goals in a game	21	Tasmin Mitchell, vs. Georgia, 3/6/10
Attempted 20-24 field goals in a game	21	Tasmin Mitchell, vs. Georgia, 3/6/10
Attempted 25-29 field goals in a game	27	Marcus Thornton, at Miss. State, 3/8/08
Attempted 30 or more field goals in a game	34	Ronnie Henderson, vs. Oklahoma State, 12-20-94
Made 5 three pointers in a game	5	Bo Spencer, at Ole Miss, 3/4/10
Made 6-9 three pointers in a game.....	6	Marcus Thornton, vs. Florida, 2/24/09
Made 10 or more three pointers in a game.....	10	Chris Jackson, vs. Tennessee, 2-10-90
Attempted 7 three pointers in a game.....	7	Matt Derenbecker, vs. Nicholls, 11/16/10
Attempted 8-10 three pointers in a game	8	Andre Stringer, vs. Nicholls, 11/16/10
Attempted 11 or more three pointers in a game	11	Bo Spencer, at Ole Miss, 3/4/10

The Last Time An LSU Player...

ALL GAMES

Had 10 or more rebounds	14 Storm Warren, vs. Nicholls, 11/16/10
Had 15 or more rebounds.....	17 Tasmin Mitchell, vs. Tennessee, 2/4/10
Had 20 or more rebounds.....	21 Jaime Lloreda, vs. McNeese State, 11-24-03
Had 10 or more rebounds in 2 straight games	2 Tasmin Mitchell, 10 at Miss. State, 1/30/10; 17 vs. Tennessee, 2/4/10
Had 10 or more rebounds in 3 straight games	3 Tasmin Mitchell, 10 at Alabama, 1/27/10; 10 at Miss. State, 1/30/10; 17 vs. Tennessee, 2/4/10
.....	
Had 10 or more rebounds in 4 straight games	4 Tasmin Mitchell, 11 vs. Ole Miss, 1/23/10; 10 at Alabama, 1/27/10; 10 at Miss. State, 1/30/10; 17 vs. Tennessee, 2/4/10
.....	
Had 10 or more rebounds in 5 straight games	5 Tasmin Mitchell, 10 vs. Auburn, 1/20/10; 11 vs. Ole Miss, 1/23/10; 10 at Alabama, 1/27/10; 10 at Miss. State, 1/30/10; 17 vs. Tennessee, 2/4/10
.....	
Had 10 or more rebounds in 6 or more games.....	8 Glen Davis, 11 at Alabama, 2/4/06; 16 vs. Arkansas, 2/8/06; 15 at Florida, 2/11/06; 13 vs. Miss. State, 2/15/06; 11 at Auburn, 2/18/06; 11 at Vandy, 2/22/06; 15 vs. Kentucky, 2/25/06; 10 at S. Carolina, 2/28/06
.....	
.....	
Had 9 offensive rebounds in a game.....	9 Storm Warren, vs. Northwestern State, 11/12/09
Had 10 defensive rebounds in a game.....	12 Storm Warren, vs. Nicholls, 11/16/10
Had 5 or more assists.....	5 Andre Stringer, vs. Northwestern State, 11/12/09
Had 8 or more assists.....	9 Garrett Temple, vs. Ole Miss, 2/14/09
Had 11 or more assists	12 Torris Bright, vs. McNeese State, 12-7-02
Had 16 or more assists	18 Randy Livingston, vs. George Mason, 12-3-94
Had 3 or more blocks in a game	3 Malcolm White, vs. Northwestern State, 11/12/10
Had 5 or more blocks in a game	6 Chris Johnson, at Arkansas, 2/18/09
Had 8 or more blocks in a game	9 Tyrus Thomas, vs. Tennessee, 1/14/06
Had 11 or more blocks in a game	11 Stromile Swift, vs. Alabama, 2-10-99
Had 3 or more steals in a game.....	3 Storm Warren, vs. Nicholls, 11/16/10
Had 5 or more steals in a game.....	5 Chris Bass, vs. Northwestern St., 11/12/10
Had 8 or more steals in a game	8 Clarence Ceasar, vs. Auburn, 1-8-94
Had 10 or more steals in a game.....	10 Shawn Griggs, vs. Tennessee, 2-23-91
Had a double-double	Tasmin Mitchell, at Ole Miss, 11 pts-13 reb., 3/4/10
Had a double-double in 2 straight games	Tasmin Mitchell, at Miss. State, 26 pts-10 reb., 1/30/10; vs. Tennessee, 13 pts-17 reb., 2/4/10
.....	
Had a double-double in 3 or more straight games.....	3 Storm Warren, vs. Northwestern State, 21 pts-16 reb., 12/12/09; vs. Southeastern La. 14 pts-12 reb, 12/14/09; vs. Nicholls St., 13 pts-11 reb., vs. 12/17/09
.....	
Had a double-double in 4 or more straight games	4 Storm Warren, vs. UL-Lafayette, 18 pts-16 reb., 12/1/09; vs. Northwestern State, 21 pts-16 reb., 12/1/09; vs. Southeastern La. 14 pts-12 reb., 12/14/09; vs. Nicholls State, 13 pts-11 reb., 12/17/09
.....	
Had a triple-double	Shaquille O'Neal, 26 pts-13 reb-11 blks, vs. BYU, 3-19-92
Played 40 minutes in a game.....	40 Bo Spencer vs. Tennessee (SECT), 3/11/10
Played 41 or more in a game	44 Bo Spencer, vs. Washington State, 12/22/09
.....	
Played 50 or more minutes in a game	45 Tasmin Mitchell, vs. Washington State, 12/22/09
.....	54 Maurice Carter, vs. Alabama, 2-10-99

2010-11 LSU Men's Basketball Game Boxscores

Game 1 - LSU 87, Northwestern State 78 11/12/09 7 p.m. at Maravich Center (Baton Rouge, LA)

NW ST	FG-A	3FG-A	FT-A	REB	PF	TP	A	TO	BLK	S	MIN
HULBIN, James f	0-4	0-2	0-2	5	4	0	0	3	1	0	8
EVANS, O.J. c	0-3	0-0	0-0	0	3	0	0	0	0	2	8
DAVIS, Shamir g	1-3	0-1	0-0	1	4	2	0	4	0	0	13
ELLIS, Louis g	1-5	0-2	2-2	4	1	4	1	2	0	1	16
CLARK, Charles g	0-1	0-0	0-0	0	1	0	1	0	0	0	9
KNIGHT, Dominic	1-6	0-1	0-0	1	2	2	1	0	0	1	12
WASHINGTON, T.	1-1	0-0	0-0	1	1	2	0	0	0	0	3
MCCONATHY, L.	0-0	0-0	0-0	0	0	0	2	0	0	0	0
ROBINSON, Patrick	0-1	0-1	0-0	0	0	0	0	0	0	0	3
BAKER, Devon	6-14	3-7	1-2	2	4	16	1	0	0	3	32
PRATT, Will	10-20	1-8	8-12	5	4	29	1	5	0	5	30
MOSLEY, William	4-5	0-0	2-9	9	4	10	0	1	2	2	30
STEWART, Gary	5-7	3-4	0-0	2	2	13	1	2	0	0	23
Team				6							
Totals	29-70	7-26	13-27	36	32	78	8	17	3	14	200

FG% 1st Half	15-30	50.0%	2nd half:	14-40	35.0%	Game:	29-70	41.4%	DB
3FG% 1st Half	4-11	36.4%	2nd half:	3-15	20.0%	Game:	7-26	26.9%	Reb
FT% 1st Half	7-9	77.8%	2nd half:	6-18	33.3%	Game:	13-27	48.1%	7

LSU	FG-A	3FG-A	FT-A	REB	PF	TP	A	TO	BLK	S	MIN
WHITE, Malcolm f	3-8	0-0	6-11	4	4	12	0	4	3	0	34
WARREN, Storm f	2-2	0-0	0-0	4	4	4	2	3	0	1	17
BASS, Chris g	1-1	0-0	2-4	2	2	4	2	5	0	5	18
TURNER, Ralson g	6-12	3-6	6-9	5	2	21	2	2	0	2	38
DOTSON, Aaron g	5-5	0-0	7-8	3	4	17	0	1	1	2	27
GREEN, Garrett	1-1	0-0	0-0	6	2	2	0	1	0	0	11
STRINGER, Andre	5-10	4-9	7-10	3	4	21	5	6	0	0	25
LUDWIG, Eddie	0-0	0-0	4-4	3	5	4	0	2	0	3	18
COURTNEY Jalen	1-1	0-0	0-0	0	0	2	0	0	0	0	3
DERENBECKER, Matt	0-0	0-0	0-0	0	2	0	0	2	0	0	6
POPULIST, Daron	0-0	0-0	0-0	0	1	0	2	0	0	0	3
Team				3							
Totals	24-40	7-15	32-46	33	30	87	13	25	4	13	200

FG% 1st Half	13-22	59.1%	2nd half:	11-18	61.1%	Game:	24-40	60.0%	DB
3FG% 1st Half	4-10	40.0%	2nd half:	3-5	60.0%	Game:	7-15	46.7%	Reb
FT% 1st Half	13-22	59.1%	2nd half:	19-24	79.2%	Game:	32-46	69.6%	9

Officials: Tony Greene, Bert Smith, Carlos Gonzalez

Attendance: 7842

Northwestern State 41-37 -- 78

LSU 43-44 -- 87

Game 2 - Nicholls 62, LSU 53

11/16/09 7 p.m. at Maravich Center (Baton Rouge, LA)

NICHOLLS	FG-A	3FG-A	FT-A	REB	PF	TP	A	TO	BLK	S	MIN
BOSE, Anatoly f	8-20	2-5	10-13	5	1	28	2	1	0	0	35
MARTIN, Ben g	0-4	0-4	2-3	3	4	2	1	0	0	2	27
FRANKLIN, Kenny g	3-6	2-4	0-1	2	1	8	3	0	1	0	33
HUNTER, Fred g	7-16	2-5	2-4	7	4	18	1	4	0	6	32
CARTER, Kellan g	0-3	0-0	1-2	3	2	1	0	1	0	3	28
THOMAS, Dantrell	0-2	0-0	0-0	2	3	0	0	0	0	1	14
HAMMOND, Bryan	1-2	0-1	0-0	3	1	2	0	1	0	0	12
MOORE, Eldridge	0-0	0-0	3-4	2	2	3	0	1	1	0	15
TALKINGTON, Chris	0-0	0-0	0-0	0	1	0	0	0	0	0	4
ROETHLE, Andy	0-0	0-0	0-0	0	0	0	0	0	0	0	0+
Team				6							
Totals	19-53	6-19	18-27	33	19	62	7	8	2	12	200

FG% 1st Half	7-24	29.2%	2nd half:	12-29	41.4%	Game:	19-53	35.8%	DB
3FG% 1st Half	3-7	42.9%	2nd half:	3-12	25.0%	Game:	6-19	31.6%	Reb
FT% 1st Half	4-7	57.1%	2nd half:	14-20	70.0%	Game:	18-27	66.7%	3

LSU	FG-A	3FG-A	FT-A	REB	PF	TP	A	TO	BLK	S	MIN
WHITE, Malcolm f	1-1	0-0	0-0	2	3	2	0	3	1	0	10
WARREN, Storm f	3-7	0-0	2-3	14	2	8	1	2	1	3	36
BASS, Chris g	0-0	0-0	0-2	2	0	0	0	1	0	0	10
TURNER, Ralson g	1-6	0-2	4-4	2	2	6	2	1	0	0	30
DOTSON, Aaron g	1-2	0-1	3-4	2	4	5	1	4	2	0	21
GREEN, Garrett	0-1	0-0	0-2	4	1	0	1	0	0	0	5
STRINGER, Andre	4-13	3-8	3-3	2	0	14	3	0	0	0	31
LUDWIG, Eddie	1-2	0-0	2-2	2	3	4	0	2	0	0	22
DERENBECKER, Matt	5-10	3-7	1-1	6	3	14	0	2	0	0	28
POPULIST, Daron	0-1	0-0	0-0	0	4	0	0	3	0	0	7
Team				1							
Totals	16-43	6-18	15-21	37	22	53	8	18	4	3	200

FG% 1st Half	9-21	42.9%	2nd half:	7-22	31.8%	Game:	16-43	37.2%	DB
3FG% 1st Half	2-7	28.6%	2nd half:	4-11	36.4%	Game:	6-18	33.3%	Reb
FT% 1st Half	5-5	100.0%	2nd half:	10-16	62.5%	Game:	15-21	71.4%	3

Officials: Ted Valentine, DOug Shows, John Heatly

Technical Fouls: Nicholls -- None. LSU -- None.

Attendance: 6913

Nicholls State 21-41 -- 62

LSU 25-28 -- 53

THE STAT CREW SYSTEM
LSU Combined Team Statistics (as of Nov 16, 2010)
All games

RECORD:	OVERALL	HOME	AWAY	NEUTRAL
ALL GAMES	1-1	1-1	0-0	0-0
CONFERENCE	0-0	0-0	0-0	0-0
NON-CONFERENCE	1-1	1-1	0-0	0-0

##	Player	gp-gs	min	avg	Total		3-Point		F-Throw		Rebounds				pf	dq	a	to	blk	stl	pts	avg
					fg-fga	fg%	3fg-fga	3fg%	ft-fta	ft%	off	def	tot	avg								
10	STRINGER, Andre	2-0	56	28.0	9-23	.391	7-17	.412	10-13	.769	1	4	5	2.5	4	0	8	6	0	0	35	17.5
22	TURNER, Ralston	2-2	68	34.0	7-18	.389	3-8	.375	10-13	.769	1	6	7	3.5	4	0	4	3	0	2	27	13.5
45	DOTSON, Aaron	2-2	48	24.0	6-7	.857	0-1	.000	10-12	.833	0	5	5	2.5	8	0	1	5	3	2	22	11.0
05	WHITE, Malcolm	2-2	44	22.0	4-9	.444	0-0	.000	6-11	.545	1	5	6	3.0	7	0	0	7	4	0	14	7.0
21	DERENBECKER, Matt	2-0	34	17.0	5-10	.500	3-7	.429	1-1	1.000	1	5	6	3.0	5	0	0	4	0	0	14	7.0
24	WARREN, Storm	2-2	53	26.5	5-9	.556	0-0	.000	2-3	.667	4	14	18	9.0	6	0	3	4	1	4	12	6.0
13	LUDWIG, Eddie	2-0	40	20.0	1-2	.500	0-0	.000	6-6	1.000	3	2	5	2.5	8	1	0	4	0	3	8	4.0
14	COURTNEY, Jalen	1-0	3	3.0	1-1	1.000	0-0	.000	0-0	.000	0	0	0	0.0	0	0	0	0	0	0	2	2.0
04	BASS, Chris	2-2	28	14.0	1-1	1.000	0-0	.000	2-6	.333	1	3	4	2.0	2	0	2	6	0	5	4	2.0
03	GREEN, Garrett	2-0	16	8.0	1-2	.500	0-0	.000	0-2	.000	2	8	10	5.0	3	0	1	1	0	0	2	1.0
25	POPULIST, Daron	2-0	10	5.0	0-1	.000	0-0	.000	0-0	.000	0	0	0	0.0	5	0	2	3	0	0	0	0.0
Team											2	2	4									
Total.....		2	400		40-83	.482	13-33	.394	47-67	.701	16	54	70	35.0	52	1	21	43	8	16	140	70.0
Opponents.....		2	400		48-123	.390	13-45	.289	31-54	.574	34	35	69	34.5	51	0	15	25	5	26	140	70.0

TEAM STATISTICS	LSU	OPP	Date	Opponent	Score	Att.
SCORING	140	140	11/12/10	NORTHWESTERN STATE	w 87-78	7842
Points per game	70.0	70.0	11/16/10	NICHOLLS STATE	L 53-62	6913
Scoring margin	+0.0	-	* - Conference game			
FIELD GOALS-ATT	40-83	48-123				
Field goal pct	.482	.390				
3 POINT FG-ATT	13-33	13-45				
3-point FG pct	.394	.289				
3-pt FG made per game	6.5	6.5				
FREE THROWS-ATT	47-67	31-54				
Free throw pct	.701	.574				
F-Throws made per game	23.5	15.5				
REBOUNDS	70	69				
Rebounds per game	35.0	34.5				
Rebounding margin	+0.5	-				
ASSISTS	21	15				
Assists per game	10.5	7.5				
TURNOVERS	43	25				
Turnovers per game	21.5	12.5				
Turnover margin	-9.0	-				
Assist/turnover ratio	0.5	0.6				
STEALS	16	26				
Steals per game	8.0	13.0				
BLOCKS	8	5				
Blocks per game	4.0	2.5				
ATTENDANCE	14755	0				
Home games-Avg/Game	2-7378	0-0				
Neutral site-Avg/Game	-	0-0				

Score by Periods	1st	2nd	Totals
LSU	68	72	140
Opponents	62	78	140

THE STAT CREW SYSTEM
 LSU Points-Rebounds-Assists (as of Nov 16, 2010)
 All games

Opponent	Date	Score		03 GREEN,GARR	04 BASS,CHRIS	05 WHITE,MALC	10 STRINGER,A	13 LUDWIG,EDD	14 COURTNEY,J	21 DERENBECKE
NORTHWESTERN STATE	11/12/10	87-78	w	2-6-0	4-2-2	12-4-0	21-3-5	4-3-0	2-0-0	0-0-0
NICHOLLS STATE	11/16/10	53-62	L	0-4-1	0-2-0	2-2-0	14-2-3	4-2-0	DNP	14-6-0

Opponent	Date	Score		22 TURNER,RAL	24 WARREN,STO	25 POPULIST,D	45 DOTSON,AAR
NORTHWESTERN STATE	11/12/10	87-78	w	21-5-2	4-4-2	0-0-2	17-3-0
NICHOLLS STATE	11/16/10	53-62	L	6-2-2	8-14-1	0-0-0	5-2-1