



ULM WARHAWKS



AT



GAME TEN

2010 SCHEDULE

Date	Opponent (BCS/AP/Coaches)	Time/Result
Sept. 11	! #14/15 Arkansas (FSN)	L, 7-31
Sept. 18	* at Arkansas State (SBN)	L, 20-34
Sept. 25	Southeastern Louisiana	W, 21-20
Oct. 2	at #10/11 Auburn (ESPNU)	L, 3-52
Oct. 9	* Florida Atlantic	W, 20-17
Oct. 16	* at Western Kentucky	W, 35-30
Oct. 23	* at Middle Tennessee	L, 10-38
Oct. 30	* Troy (SBN)	W, 28-14
Nov. 6	* at FIU (SBN)	L, 35-42 (2OT)
Nov. 13	at #5/5/6 LSU (PPV/Tiger Vision)	6 p.m.
Nov. 20	* North Texas	2:30 p.m.
Nov. 27	* UL-Lafayette	2:30 p.m.

* Sun Belt Conference Game / ! at Little Rock, Ark. / All times Central

ULM BY THE NUMBERS

2 Kolton Browning's 265.2 yards of total offense per game are the second most by a freshman in the NCAA, he trails only Troy's Corey Robinson (270.5)

3 Over the past six seasons the Warhawks have averaged a third-place finish in the Sun Belt, including finishing third two of the past three seasons

4 Ranking of the Warhawks in the NCAA in fourth-down attempts with 24. ULM has converted 12 of its 24 fourth-down attempts this season for 50.0 percent

8 Straight games in which Kolton Browning has thrown for over 200 yards -- it ties Stan Humphries for the ULM school record

38 Turnovers forced by the ULM defense since the start of last season. The Warhawks are averaging 1.8 forced turnovers per game under defensive coordinator Troy Reffett

41 Points scored by the Warhawks in the first and third quarters against Troy and FIU -- ULM had scored a combined 14 points in the first and third quarters in its first seven games of the season

.888 ULM's winning percentage at Malone Stadium over the past nine home games. The Warhawks have won eight of their last nine games in Monroe

2,080 Passing yards by Kolton Browning through nine games this season -- it is the most by a ULM quarterback through nine games since Raymond Philyaw had 2,370 in 1995



ULM (4-5, 3-3 SUN BELT)

AT

#5 LSU (8-1, 5-1 SEC)



Nov. 13, 2010
TIGER STADIUM (92,400)

6 P.M. / TIGERVISION
BATON ROUGE, LA.

DID YOU KNOW?

• ULM is the last team to beat Alabama in Bryant-Denny Stadium -- a streak of 18 straight wins for Alabama. The Warhawks defeated the Crimson Tide 21-14 on Nov. 17, 2007

• ULM has handed Troy its only two Sun Belt Conference losses in its last 19 league games

• Ten of ULM's starting 22 on offense and defense are freshmen and sophomores. The Warhawks will start six freshmen and four sophomores at LSU on Saturday -- ULM only has four senior starters (Frank Goodin, RB; Alvin Jordan, TE; Theo Smith, LB; Alex Ibe, S)

• The Warhawk defense has forced three turnovers in three of its last five games against teams from automatic qualifying conferences -- Texas, Kentucky, Arkansas

• Kolton Browning has been named the Louisiana Offensive Player of the Week three times this season (Arkansas State, SE Louisiana, Troy). Robert Nelson was named Sun Belt Defensive Player of the Week following the Western Kentucky game and Darius Prewell earned the same honor following the Troy game

• Kolton Browning has two of the top six total offense totals in ULM's Sun Belt era -- 350 at Arkansas State (6th) and 409 at FIU (3rd)

• Luther Ambrose is the third fastest man in college athletics and the second fastest in college football. Ambrose finished third at the 2010 NCAA Outdoor Championships in the 100m dash with a time of 10.12 -- Florida's Jeff Demps finished first

• Three of ULM's assistant coaches played for head coach Todd Berry during their collegiate careers. Steve Farmer (Illinois State), Jason Nichols (East Carolina) and Adam Waugh (Illinois State)

Tale of the Tape

Offense	ULM	LSU
Points	179	228
Average	19.9	25.3
First Downs/Game	18.7	16.9
Total Offense	3148	2976
Average	349.8	330.7
Net Rushing	906	1658
Average	100.7	184.2
Net Passing	2242	1318
Average	249.1	146.4
Pass Attempts	319	210
Complete	202	124
Interceptions	9	9
Fumbles/Lost	23/8	19/9
3rd Down	54/146 (37%)	52/130 (40%)
FG/Att.	5/7	17/21
Avg. TOP	31:56	30:09
Penalties	77-612	57-444
Average	68.0	49.3

Defense	ULM	LSU
Points	278	146
Average	30.9	16.2
First Downs/Game	21.0	15.3
Total Defense	3586	2546
Average	398.4	282.9
Net Rushing	1544	1127
Average	171.6	125.2
Net Passing	2042	1419
Average	226.9	157.7
Pass Attempts	275	238
Complete	156	134
Interceptions	10	9
Avg. per return	14.7	16.7
Fumble/Rec.	15/5	21/9
3rd Down	52/123 (42%)	50/127 (39%)
Sacks/Yds.	20/107	25/204

SUN BELT STANDINGS

	SBC	OVERALL	STK
Troy	4-1	5-3	W1
FIU	3-1	3-5	W1
Arkansas State	4-2	4-5	W2
ULM	3-3	4-5	L1
Middle Tennessee	2-2	3-5	L1
Florida Atlantic	2-3	3-5	W2
UL-Lafayette	2-3	2-7	L5
North Texas	2-4	2-7	L1
Western Kentucky	1-4	1-8	L2

WE ARE ULM

In all references, please refer to us as ULM.

We are ULM, not Monroe, La.-Monroe, LAM, La.-Mon, UL Monroe, UL-M, LMU or any other variation

We are the University of Louisiana at Monroe, not Louisiana-Monroe

ULM PRACTICE POLICIES

Certain portions of ULM's practices are open to the media as long as our policies are adhered to. Please contact Adam Prendergast in the Athletics Media Relations Office by 2 p.m., if you plan on coming to practice, and then check in with a member of the Athletics Media Relations Office upon your arrival. Please arrive to practice at least 10 minutes before the scheduled end time in case it concludes early.

What's Open: Practice will be open to the media for the first 20 minutes of practice each day. Still and video photography is allowed. Any injuries sustained during the open portion of practice are asked to not be reported on until the players parents have been notified. Media members who wish to speak to coaches or players after practice are asked to remain inside Malone Stadium or their vehicles until a member of the Athletics Media Relations Office escorts them back out to the field.

Friday's walk-thru on home weeks is completely closed to the public and to the media. The Warhawks will not go through a walk-thru on the road.

TODD BERRY INTERVIEW OPPORTUNITIES

Sun Belt Conference Teleconference -- Monday 10:56 a.m.

This is the best opportunity for out-of-town media to ask Todd Berry questions about the upcoming week and any player feature stories. Berry is scheduled to be on the call at 10:56 a.m. every Monday morning -- please note that the conference sometimes runs early and late, so it is advised that media members be on the call at least five minutes early. For access to the teleconference, members of the media can call 212-812-4494, passcode 1359 9868. For quick access, go to <https://sportssystemspiderphone.com/13599868>. For more information about the Sun Belt Teleconference contact John McElwain at mcelwain@sunbeltsports.org.

ULM Weekly Press Conference -- Tuesday 1:45 p.m.

Todd Berry and selected players will meet with the media every Tuesday at 1:45 p.m. in the Scogin Room in Malone Stadium. For directions to the Scogin Room or to request a specific player (please note that some players have class during this time) contact the ULM Athletics Media Relations Office.

The press conference will be streamed live online at ulmwarhawks.com, but will be a listen only feature. Audio and video of the press conference will be posted to ulmwarhawks.com later that afternoon for viewing. ULM will edit a four-minute clip of the press conference to be placed on an FTP site for download by out-of-town television -- contact the ULM Athletics Media Relations Office for instructions on how to download.

Post Practice in Person

Todd Berry will be available after practice on Tuesday and Wednesday during the week to speak with the media.

By Phone Via Appointment

Todd Berry will have limited availability to do phone interviews early in the week, however it is advised that all out-of-town media participate in the Sun Belt Teleconference. Contact the ULM Athletics Media Relations Office to schedule an interview.

SUN BELT CONFERENCE SATELLITE FEED

The Sun Belt Conference football satellite feed begins September 1, 2010, and will be available every Wednesday through November 24, 2010. For more information, please contact the Sun Belt Conference Director of Multimedia/New Media, Travis Llewellyn at 504-299-9066 ext. 216

Wednesday _____ Play-Out: 2:00 / Repeat: 2:30 p.m.
 Satellite _____ Galaxy 28 KU Band (DIGITAL)
 Transponder _____ 17K Digital Slot D @ 9 MHz
 Downlink Frequency _____ 12053.500 Vertical
 Symbol Rate _____ 6.1113
 FEC _____ 3/4
 Data Rate _____ 8.448
 Trouble _____ 504-299-9066 ext. 216

ULM AT FIU GAME WEEK

All ULM practices are closed to the media & public. Media will be allowed to watch the first 20 minutes of practice and all interviews will take place following practice.

SUNDAY	MONDAY	TUESDAY	WEDNESDAY	THURSDAY	FRIDAY	SATURDAY
Practice -- Grass Fields 4:30 - 5:40 p.m. Contact Prendergast for Interviews	Sun Belt Conference Head Coach Teleconference 10:56 a.m. -- See above for call-in information No Practice No Interviews	ULM Weekly Press Conference 1:45 p.m. in Scogin Room (Malone Stadium) -- Player requests must be made by Monday at 3 p.m. Free Online Stream -- ulmwarhawks.com Practice -- Grass Fields 4 - 6 p.m. Player & Coach Interviews After	Practice -- Malone Stadium 4 - 6 p.m. Player & Coach Interviews After	ULM QB Luncheon -- The Venue, Shreveport, La. 12 p.m. Practice -- Malone Stadium 4 - 5:40 p.m. NO Interviews Hawk Talk Radio Show The Fieldhouse 6 - 7 p.m.	Depart for Baton Rouge via Charter Buses -- 3 p.m. NO Interviews	Game Day ULM at LSU Baton Rouge, La. 6 p.m. Todd Berry and selected players will be available in the visiting media room following the game

WHO TO CONTACT

All Player, Coach and Administrator Interview Requests All Credential & Photo Requests

Director of Media Relations

Adam Prendergast • 318-342-5463 (o) • 318-953-4234 (c)
prendergast@ulm.edu

Secondary Contact

Assistant Director of Media Relations

Jeremy Reid • 318-342-5462 (o)
jreid@ulm.edu

ON THE WEB

ulmwarhawks.com

The official online home of ULM athletics, ulmwarhawks.com, is the number one stop on the web for all the up to date information you need on the Warhawk football team.

Schedules, results, rosters, bios, stats, general releases, game notes, depth chart and the 2010 ULM Football Fan Guide can all be found at ulmwarhawks.com or warhawksfootball.com.

sunbeltsports.org

The official online home of the Sun Belt Conference, sunbeltsports.org, has updated league standings, results, schedules and notes.

collegepressbox.com

collegepressbox.com is the official media Web site for Sun Belt football. Access and download weekly game notes, quotes, stats, media guides and more for the conference and each of its nine member schools. Login information will be distributed to accredited media or you can apply for a password by sending an e-mail to password@collegepressbox.com. The following conferences are represented on collegepressbox.com -- ACC, Big East, Big 12, C-USA, MAC, Mountain West, SEC, Sun Belt, WAC and three independents (Army, Navy, Notre Dame). The site also has logos and information for all of the NCAA bowl games and postseason awards.

Isusports.net

This week's opponent's athletic website.

RETURNING STAT LEADERS

Passing	Trey Revell (Sr.)
Rushing	Frank Goodin (Sr.)
Receiving	Luther Ambrose (Jr.)
Total Offense	Trey Revell (Sr.)
Scoring	Frank Goodin (Sr.)
Tackles	Darius Prelow (Jr.)
Tackles for Loss	Troy Evans (Jr.)
Sacks	Troy Evans (Jr.)
Kickoff Returns	Luther Ambrose (Jr.)
Punt Returns	Luther Ambrose (Jr.)

STAT PERCENTAGE RETURNING

Rushing Yards	98.0
Passing Yards	100.0
Receiving Yards	41.1
Scoring	82.4
Tackles	37.9
Sacks	37.0
Tackles for Loss	39.0
Interceptions	23.1
Break Ups	54.7
Forced Fumbles	33.3
Fumble Recoveries	20.0
Punt Return Yards	45.4
Kick Return Yards	92.6
Field Goals	100.0
Extra Points	100.0
Punting	0.0

UNDER COACH BERRY

At Home	3-0
At Opponent Stadium	1-5
At Neutral Sites	0-0
Sun Belt Conference Games	3-3
vs. Ranked Teams	0-2
in August	0-0
in September	1-2
in October	3-2
in November	0-1
in December	0-0
in January	0-0

WARHAWK RADIO NETWORK













Longtime "Voice of the Warhawks" Frank Hoffmann returns to the booth for his 35th season as the play-by-play voice for ULM football. Former ULM athletics director Bruce Hanks will serve as Hoffmann's color analyst for the season, while Miss Louisiana 2007 Amanda (Joseph) May will handle the sideline duties for the second straight season.

BROADCAST INFORMATION

Stations	104.1 FM (Monroe)
.....	1340 AM (Shreveport)
Airtime	5:30 p.m.
Online Broadcast	ulmwarhawks.com

Play-by-Play	Frank Hoffmann
Color Analyst	Bruce Hanks
Sideline Reporter	Amanda (Joseph) May
Halftime / Postgame	Nick White

2010 OPPONENTS

	No. 14/15 Arkansas Sept. 11 Little Rock, Ark. L, 7-31 FSN	Ryan Mallett threw for 400 yards and Arkansas used a strong second half to pull away from the Warhawks. ULM held Arkansas to just seven first-half points and limited the Razorbacks to just 99 yards rushing. Jason Edwards paced the defense with a career-high 11 stops while Khairi Usher added 10 tackles and Robert Nelson finished with nine. Luther Ambrose caught his sixth career touchdown pass in the fourth quarter -- it was the first career TD pass by Kolton Browning.
	at Arkansas State Sept. 18 Jonesboro, Ark. L, 20-34 Sun Belt Network	Arkansas State jumped out to a 21-0 lead and held off a late ULM charge to down the Warhawks 34-20. Kolton Browning totaled 350 yards of total offense for the Warhawks -- the most since Kinsmon Lancaster's game against Middle Tennessee. Jason Edwards led the ULM defense with 13 tackles, while Luther Ambrose had seven catches for 84 yards and a touchdown.
	SE Louisiana Sept. 25 Monroe, La. W, 21-20 Warhawks All*Access	Kolton Browning accounted for three touchdowns and 324 yards of total offense as the Warhawks picked up their first victory of the season. Browning completed 23-of-34 passes for 249 yards and a pair of touchdowns, while rushing for 75 yards and a score. It was the third straight victory for ULM in its home opener. Anthony McCall caught a game-high and career-high eight passes, while Cameron Blakes led the ULM defense with his first career sack and interception.
	at #10/11 Auburn Oct. 2 Auburn, Ala. L, 3-52 ESPNU	Auburn scored touchdowns on the second play of its opening two drives and never looked back. ULM quarterback Kolton Browning continued to put up impressive numbers as he became the first Warhawk to throw for over 200 yards in three straight games since Steven Jyles in 2005. Browning threw passes to 10 different receivers (a first since 2004). Radi Jabour booted his first field goal of the season -- it was ULM's first points against Auburn in three meetings.
	Florida Atlantic Oct. 9 Monroe, La. W, 20-17 Warhawks All*Access	ULM made history as it became the first home team to win a game in the series between the Warhawks and the Owls (seven games). The Warhawks lit up FAU for 418 total yards and Kolton Browning threw for 282 yards to bring his season total to 1,075 -- the most by a ULM quarterback since Robert Cobb in 1993. Ken Dorsey had 1.5 sacks and a safety to lead the ULM defense, while Jyruss Edwards scored from five yards out for his first career rushing touchdown and the game-winning score.
	at Western Kentucky Oct. 16 Bowling Green, Ky. W, 35-30 Warhawks All*Access	The Warhawks won for the third time in four weeks after rallying from down 24-7 entering the fourth quarter. Luther Ambrose, Frank Goodin, Jyruss Edwards and Robert Nelson all scored touchdowns in the fourth quarter to lead the comeback. Nelson's was a 55-yard interception return for a score, which earned him Sun Belt Defensive Player of the Week honors. Edwards scored twice in the game and Kolton Browning extended his streak of 200-yard passing games out to five in a row with 208 in the air.
	at Middle Tennessee Oct. 23 Murfreesboro, Tenn. L, 10-38 ESPN3	Middle Tennessee took control of the game with 21 points over a five-minute period in the second quarter. ULM quarterback Kolton Browning extended his 200-yard passing game streak to six games after throwing for 232 yards and a touchdown. Luther Ambrose hauled in a career-high nine passes for 66 yards and his fourth touchdown of the season. Defensive end Keavon Milton picked off his first career pass, while Theo Smith had eight tackles and a sack.
	Troy Oct. 30 Monroe, La. W, 28-14 Sun Belt Network	ULM dominated the four-time defending conference champion for four quarters to end Troy's 13-game Sun Belt Conference win streak. Kolton Browning extended his consecutive game streak with 200 yards passing to seven games -- he threw a touchdown pass and ran for two. Darius Prelow was named Sun Belt Conference Defensive Player of the Week after recording six tackles and an interception. ULM held Troy to just 285 yards of total offense and 167 yards through the air - 184.3 yards and 137.2 yards lower than its season average, respectively.
	at FIU Nov. 6 Miami, Fla. L, 35-42 (2OT) Sun Belt Network	ULM rallied from a 21-10 second-half deficit to send the game into overtime, but FIU was able to survive and hand the Warhawks their first ever Sun Belt Conference loss in the state of Florida, 42-35, in double overtime. Kolton Browning completed 27-of-38 pass attempts for 339 yards and three touchdowns -- he also ran for 70 yards. Frank Goodin scored for the second time this season to move into fifth place on the ULM career scoring list with 162 career points.
	LSU Nov. 13 Baton Rouge, La. 6 p.m. PPV	The in-state meeting between ULM and LSU will be just the second between the two schools on the football field. The Tigers won the initial contest 49-7 back in 2003 in a game that was scoreless until the 6:37 mark of the second quarter. LSU's November non-conference opponents have put a scare into the Tigers each of the past two seasons -- Troy led LSU 31-27 late in the fourth quarter in 2008 and Louisiana Tech held a 13-10 halftime lead last season.
	North Texas Nov. 20 Monroe, La. 2:30 p.m. Warhawks All*Access	ULM has won four of the past five meetings between the two schools and six of the last seven in Malone Stadium. UNT entered last season's contest on an offensive high after scoring 69 points against WKU the week before and having averaged 42.3 points over its previous four games -- ULM quickly ended that good feeling as they held UNT to just 268 yards of offense in a 33-6 victory. Greg James became the Sun Belt's and ULM's all-time leader in interceptions after picking off three passes in the game.
	UL-Lafayette Nov. 27 Monroe, La. 2:30 p.m. TBA	The 46th meeting between in-state rivals falls on Thanksgiving weekend in 2010. The Warhawks will be looking to reassert their dominance in the series -- ULM had won five of the previous six game and eight of the previous 11 games before ULL escaped with a pair of victories the past two seasons. The Warhawks lead the all-time series by a slim 23-22 margin and hold a 10-8 advantage in games played in Monroe.

TEAM NOTES

THE SERIES

This is just the second meeting between the two in-state foes. LSU won the only other meeting, 49-7, in the 2003 season opener. The Warhawks held the Tigers scoreless over the first 22 minutes of the game before LSU scored 21 points over the final 6:37 of the first half to take a 21-0 lead into the break.

The Warhawks are 3-35-1 all-time against the current members of the Southeastern Conference and 0-2 (Auburn, Arkansas) against the SEC this season.

GRIECO NAMED NATION'S TOP STRENGTH COACH

ULM strength and conditioning head coach John Grieco was named the Professional Football Strength and Conditioning Coaches Society Collegiate Coach of the Year for 2009. Grieco joined the ULM staff in January after four seasons as the director of strength and conditioning at UNLV. He has also worked at East Carolina and Florida.

NUMBER CHANGES

Several Warhawks changed numbers since last year -- below is a list of the old numbers and new numbers

Player	Pos.	Old	New
Troy Giddens	LB	19	21
Bryan Glenn	NT	66	50
Brandon Hardy	S	29	30
Alex Ibe	S	30	3
Brent Leonard	WR	86	18
Henry Mitchell	S	11	31
Anthony Montgomery	OL	75	57
Todd Muse	WR	23	34
Otis Peterson	CB	82	9
Kevin Steed	TE	13	82
Zarrell Sanders	WR	19	88
Ronnie Anderson	TE	92	89
Emanuel Jefferies	DE	16	90
Rahvi Smith	NT	63	99

POSITION CHANGES

Several Warhawks changed positions since last year -- below is the list of Warhawks who changed position since the end of the 2009 season

Player	Yr.	Old	New
Shaq Belson	Jr.	S	LB
Troy Giddens	Sr.	S	LB
Brandon Hardy	So.	RB	S
Emanuel Jefferies	R-Fr.	TE	DE
Keavon Milton	So.	TE	DE
Aaron Munoz	R-Fr.	QB	P/WR
Todd Muse	R-Fr.	RB	WR
Isaiah Newsome	R-Fr.	RB	S
Otis Peterson	R-Fr.	WR	CB
Zach Rhodes	Sr.	S	QB*
Ray Stovall	Fr.	DE	LB!
Madison Tharp	R-Fr.	WR	DS

* Rhodes was moved from quarterback to safety in the spring and then back to quarterback at the end of fall camp
! Stovall was moved from defensive end to linebacker prior to fall camp

WELCOME TO THE SHOW

Nine true freshmen saw action in ULM's game against Arkansas -- the 14th most of any school in the NCAA. Those nine players were not the only rookies on the field as 15 other players saw their first action as a Warhawk and 13 players earned their first career start. For the season, 19 players have earned their first career start and 29 (including true freshman) have seen the field for the first time

True Freshman (Debut)

Josh Allen, OL (Ark)
Kentarius Caldwell, DE (Ark)
Centarius Donald, RB (Ark)
Vincent Eddie, CB (Ark)
Jon Fisher, OL (Ark)
Je'Ron Hamm, WR (Ark)
Luke Russell, WR (Ark)
Ray Stovall, LB (Ark)
Roland Veal, S (Ark)

Oliver Jackson (FAU)
Emanuel Jefferies (Ark)
Lincston Jones (Aub)
Quantez Hunter, NT (Ark)
Christian Lyrse, OL (ASU)
Tavarese Maye, WR (Ark)
Ryan McCaul, OL (aArk)
Henry Mitchell, S (Ark)
Anthony Montgomery, OL (Ark)
Aaron Munoz, P (Ark)
Todd Muse, WR (FAU)
Zach Rhodes, QB (Ark)
Zarrell Sanders, WR (Ark)
Kevin Steed, TE (Ark)
Otis Peterson, CB (Ark)
Madison Tharp, DS (Ark)
Monterell Washington, RB (Aub)

First ULM Action (Debut)

Kolton Browning, QB (Ark)
Patrick Dvoracek, OL (Ark)
Jyruss Edwards, RB (Ark)

First ULM Start (Game)

Josh Allen, OL (ASU)
Cameron Blakes, LB (Ark)
Kolton Browning, QB (Ark)
Ken Dorsey, DE (Ark)
Patrick Dvoracek, OL (Ark)
Jason Edwards, LB (Ark)
Jyruss Edwards, RB (Ark)
Jon Fisher, OL (MTSU)
Bryan Glenn, NT (Ark)
Quantez Hunter, NT (FAU)
Emanuel Jefferies (FIU)
Tavarese Maye, WR (Ark)
Ryan McCaul, OL (Ark)
Anthony Montgomery, OL (Ark)
Aaron Munoz, P (Ark)
Robert Nelson, S (Ark)
Isaiah Newsome, S (Aub)
Otis Peterson, CB (ASU)
Khairi Usher, S (Ark)

START CHARTS

Offense	2010	Current	Streak	Career
Justin Roberts, OL	6	6	6	29
Frank Goodin, RB	5	5	1	28
Anthony McCall, WR	7	11	23	23
Jonathan Gill, OL	7	21	21	21
Alvin Jordan, TE	3	1	16	16
Luther Ambrose, WR	9	9	13	13
Trey Revell, QB	--	--	12	12
Kolton Browning, QB	9	9	9	9
Ryan McCaul, OL	9	9	9	9
Tavarese Maye, WR	8	--	8	8
Anthony Montgomery, OL	8	2	8	8
Josh Allen, OL	8	8	8	8
Brent Leonard, WR	6	--	7	7
Tim Taylor, WR	--	--	4	4
Jyruss Edwards, RB	4	--	4	4
Patrick Dvoracek, OL	3	--	3	3
Cody Wells, QB	--	--	2	2
Ty Kittle, TE	1	1	1	1
Jon Fisher, OL	1	--	1	1
Andrew Stout, OL	--	--	1	1
Rodney Lovett, RB	--	--	1	1

Defense	2010	Current	Streak	Career
Nate Brown, DB	3	--	26	26
Darius Prelow, DB	9	11	22	22
Theo Smith, LB	9	21	21	21
Troy Evans, DE	--	--	17	17
Keavon Milton, DE	9	9	13*	13*
Alex Ibe, S	9	9	11	11
Ken Dorsey, DE	9	9	9	9
Jason Edwards, LB	9	9	9	9
Cameron Blakes, LB	9	9	9	9
Robert Nelson, CB	9	9	9	9
Otis Peterson, CB	6	2	6	6
Khairi Usher, S	5	--	5	5
Bryan Glenn, NT	4	--	4	4
Quantez Hunter, NT	3	--	4	4
Isaiah Newsome, S	3	3	4	4
Aaron Moore, NT	--	--	2	2
Emanuel Jefferies, NT	1	1	1	1

* Four of Keavon Milton's starts came at tight end

Specialist	2010	Current	Streak	Career
Radi Jabour, PK	9	31	32	32
Alex Chace, SS	9	21	21	21
Aaron Munoz, P	9	9	9	9
Madison Tharp, DS	9	9	9	9

Longest Active Streak:

Radi Jabour, PK	31
Theo Smith, LB	21
Alex Chace, SS	21
Jonathan Gill, OL	21
Anthony McCall, WR	11
Darius Prelow, S	11

Most Career Starts:

Radi Jabour, PK	32
Justin Roberts, OL	29
Frank Goodin, RB	28
Nate Brown, DB	26
Anthony McCall, WR	23
Darius Prelow, DB	22
Jonathan Gill, OL	21
Theo Smith, LB	21
Troy Evans, DE	17
Alvin Jordan, TE	16

80 YEARS STRONG

ULM begins its 80th season of college football this season and ninth as a member of the Sun Belt Conference. The Warhawks began playing in 1931 as a junior college and won the first of the school's two national championships with an 8-0 record in 1935. ULM became a senior college in 1951 and joined the NAIA where it stayed until 1975 when the Warhawks became a Division I independent. The Warhawks joined Division I-AA in 1982 and won the school's second national championship in 1987, going 13-2. ULM made the final step to college football's top stage in 1994 as a I-A independent and then joined the Sun Belt in 2001.

ULM BY THE NUMBERS

Overall Record.....	4-5
Sun Belt.....	3-3
Non-Conference.....	1-2
Malone Stadium.....	3-0
Opponent Stadium.....	1-5
Neutral.....	0-0
TV Games.....	1-4
Scoring first.....	1-0
Opponent scoring first.....	3-5
Leading after first.....	1-0
Trailing after first.....	2-5
Tied after first.....	1-0
Leading at halftime.....	3-0
Trailing at halftime.....	1-5
Tied at halftime.....	0-0
Leading after third.....	2-0
Trailing after third.....	2-5
Tied after third.....	0-0
Overtime games.....	0-0
Against Top 25.....	0-2
Against Top 15.....	0-2
Against Top 10.....	0-1
On Natural Grass.....	0-1
On Field Turf.....	4-4
Scoring less than 20 pts.....	0-3
Scoring 20+ pts.....	3-2
Scoring 30+ pts.....	1-1
Allowing less than 20 pts.....	2-0
Allowing 20+ pts.....	2-5
Allowing 30+ pts.....	1-5
Rushing for less than 100 yards.....	1-2
Rushing for over 100 yards.....	3-3
Rushing for over 200 yards.....	0-0
Passing for over 200 yards.....	4-4
Passing for over 300 yards.....	1-1
Totaling less than 300 yards.....	0-3
300+ yds. of total offense.....	4-2
400+ yds. of total offense.....	2-1
Allowing less than 100 yds. rushing.....	1-1
Allowing less than 300 yds. total off.....	3-0
Allowing 300+ yds. total offense.....	1-5
Having 100-yard rusher.....	0-0
Opp. having 100-yard rusher.....	2-1
No turnovers.....	1-0
Less than 3 turnovers.....	3-4
3 or more turnovers.....	1-1
No takeaways.....	0-0
3 or more takeaways.....	0-1
More than 30:00 of possession.....	3-3
Less than 30:00 of possession.....	1-2

TROJAN HORSE

ULM ended Troy's 13-game Sun Belt Conference win streak with a 28-14 victory on Oct. 30. Below are some facts from the game:

- Troy has lost just two of its last 19 SBC games -- both losses have come at the hands of ULM

- ULM has now won three straight games against Troy in Malone Stadium

- ULM held Troy to 285 yards of total offense, its lowest offensive output since Florida held it to 139 yards in the second game of 2009. It was the Trojans lowest offensive output in an SBC game since Oct. 2006 against North Texas (243 yards). The 285 yards were 184.3 yards below Troy's season average

- ULM held Troy to just 167 passing yards, its lowest passing output since Florida held Troy to 66 yards passing in 2009. The 167 yards were 137.2 yards below the Trojans season average

- ULM kept one of the nation's top offensive threats in Jerrel Jernigan in check. Jernigan entered the game ranked 15th in the NCAA in receptions (6.8), 26th in receiving yards (83.5) and fourth in all-purpose yards (178.3) -- the Warhawks held him to just three catches for 27 yards and 92 all-purpose yards

- ULM held Troy to just 100 total yards, 51 passing yards and four first downs in the second half

- ULM scored 14 points in the opening quarter against the Trojans -- the Warhawks had scored just six points in the first quarter all season

- The Warhawks scored 21 points in the first and third quarters -- ULM scored a combined 14 points all season in the first and third quarter

- The ULM offense churned out a season-high 428 yards of total offense and 191 rushing yards

BERRY ONE OF NINE TO COACH A POSITION

ULM head coach Todd Berry is one of just nine head coaches in the country to coach a position group on either offense or defense. Berry works with the Warhawks' quarterbacks in addition to his role as the head coach.

FBS Coaches who Coach a Position

Todd Berry, ULM	Quarterbacks
Stan Parrish, Ball State.....	Quarterbacks
Doug Martin, Kent State.....	Quarterbacks
Chris Ault, Nevada.....	Quarterbacks
Bronco Mendenhall, BYU.....	Defensive Tackles
Gary Anderson, Utah State.....	Defensive Tackles
Brady Hoke, San Diego State.....	Defensive Line
Randy Edsall, Connecticut.....	Safeties
Todd Graham, Tulsa.....	Safeties

TEXAS TWO-STEP

The Warhawks have 24 players on the active roster from the state of Texas, the most of any state other than Louisiana (37).

Eleven of the Texans are on the Warhawks two-deep heading into the game against LSU.

ULM IN OVERTIME

ULM's overtime game at FIU on Nov. 6 was its first since 2007 and its first-ever overtime loss. The Warhawks are 5-1 all-time in overtime games, with four of the six going to multiple overtime periods.

SERIES INFORMATION



Overall: LSU leads 1-0

At ULM: 0-0

At Malone Stadium: 0-0

At LSU: 0-1

At Tiger Stadium: 0-1

Neutral Sites: 0-0

Current Streak: L1

Todd Berry vs. LSU: 0-0

Les Miles vs. ULM: 0-3

First Meeting: Oct. 16, 2004 (W, 28-20)

Last Meeting: Oct. 3, 2009 (W, 48-35)

SERIES RESULTS

Year	W/L	Site	Score
2003	L	A	7-49

ULM vs. THE SEC

Opponent	GP	W	L	T
Alabama	2	1	1	0
Arkansas	9	0	9	0
Auburn	8	0	8	0
Florida	2	0	2	0
Georgia	3	0	3	0
Kentucky	4	1	3	0
LSU	1	0	1	0
Mississippi State	6	1	4	1
Ole Miss	3	0	3	0
Tennessee	1	0	1	0
Total	39	3	35	1

BERRY vs. THE SEC

Opponent	GP	W	L
Alabama	0	0	0
Arkansas	1	0	1
Auburn	1	0	1
Florida	0	0	0
Georgia	0	0	0
Kentucky	0	0	0
LSU	0	0	0
Mississippi State	0	0	0
Ole Miss	0	0	0
Tennessee	0	0	0
Total	2	0	2

ULM All-Time Overtime Games:

Nov. 22, 1996	Jacksonville State	W, 31-28 (2OT)
Oct. 25, 1997	at UL-Lafayette	W, 28-21
Nov. 22, 1997	at Hawaii	W, 23-20
Oct. 26, 2002	Utah State	W, 51-48 (2OT)
Oct. 27, 2007	at Florida Atlantic	W, 33-30 (3OT)
Nov. 6, 2010	at FIU	L, 35-42 (2OT)

CONTROLLING THE FOOTBALL

ULM ranks 16th in the NCAA averaging 31:56 time of possession so far this season. The Warhawks have averaged 33:18 possession time over the past seven games which would rank fifth in the NCAA for the season.

The Warhawks have averaged 36:13 possession time in their three home games this season which is the second best mark in the NCAA for home games (Northern Illinois 36:18).

Game-by-Game Time of Possession

Arkansas -- 27:29
 Arkansas State -- 26:45
 SE Louisiana -- 38:11
 Auburn -- 36:52
 Florida Atlantic -- 34:17
 Western Kentucky -- 26:16
 Middle Tennessee -- 31:13
 Troy -- 36:10
 FIU -- 30:08

ULM'S MAGIC NUMBER

The Warhawks are 20-8 over the past six seasons when scoring 27 points or more. When scoring fewer than 27 points, ULM is 9-31

27 Point Games (20-8)

9/22/05	at Florida Atlantic	W, 28-21
10/1/05	Arkansas State	W, 31-27
10/15/05	Troy	W, 27-3
11/5/05	FIU	L, 29-31
11/12/05	at Middle Tennessee	W, 34-31
11/11/06	at FIU	W, 35-0
11/18/06	at Kentucky	L, 40-42
12/2/06	at UL-Lafayette	W, 39-20
10/6/07	Arkansas State	W, 30-13
10/20/07	FIU	W, 28-14
10/27/07	at Florida Atlantic	W, 33-30
11/3/07	Middle Tennessee	L, 40-43
11/10/07	Grambling State	W, 28-14
9/6/08	Arkansas	L, 27-28
9/12/08	Alabama A&M	W, 37-15
10/4/08	UL-Lafayette	L, 35-44
10/11/08	at Arkansas State	L, 29-37
10/18/08	North Texas	W, 35-23
10/24/08	Florida Atlantic	L, 28-29
11/1/08	Troy	W, 31-30
11/22/08	FIU	W, 31-27
9/12/09	Texas Southern	W, 58-0
9/26/09	Florida Atlantic	W, 27-25
10/3/09	FIU	W, 48-35
11/7/09	North Texas	W, 33-6
10/16/10	Western Kentucky	W, 35-30
10/30/10	Troy	W, 28-14
11/6/10	FIU	L, 35-42

SUNSHINE STATE DOMINATION

The Warhawks are 6-1 all-time in Sun Belt games in the state of Florida; ULM's overtime loss at FIU on Nov. 6 was its first loss in Florida in an SBC game.

The Warhawks have a 10-4 all-time record against the SBC Florida teams.

ON THE ROAD IN THE BELT

The Warhawks are .500 on the road in the Sun Belt Conference since the 2005 season. Here is a breakdown of the entire league over that time period.

Troy	16-5, .762
UL-Lafayette	13-8, .619
Middle Tennessee	12-8, .600
Florida Atlantic	12-8, .600
ULM	11-11, .500
Arkansas State	6-15, .286
North Texas	5-15, .250
FIU	4-16, .200
Western Kentucky	1-5, .167

BEST COMEBACK IN FOOTBALL

ULM's 17-point fourth quarter comeback at Western Kentucky on Oct. 16 was the largest comeback in the final quarter this season by an FBS school at the time.

The Warhawks scored on a 26-yard pass, a 2-yard run, a 6-yard run and a 55-yard interception return.

2010 Fourth Quarter Comebacks

Deficit	School	Opp.	Final	Date
28 (45-17)	Kansas	Colorado	52-45	11/6
*18 (31-13)	Jacksonville St.	Ole Miss	49-48 (OT)	9/4
17 (24-7)	ULM	WKU	35-30	10/16
15 (22-7)	Washington St.	Montana St.	23-22	9/11
15 (21-6)	West Virginia	Marshall	24-21 (OT)	9/10

WARHAWKS VS. RANKED OPPONENTS

ULM is 0-19 all-time against ranked opponents (since 1994) and 0-6 in season openers against a ranked opponent. The Warhawks closest upset bid against a ranked foe came at No. 22 Auburn in a 28-24 loss in 1996.

The Warhawks have played six ranked teams the past four seasons. In 2007, ULM played No. 25 Clemson and No. 15 Texas A&M in back-to-back weeks. In 2008, the Warhawks opened the season at No. 10 Auburn. ULM opened the 2009 season at No. 2 Texas and opened the 2010 season against No. 14 Arkansas. The Warhawks played at No. 10 Auburn on Oct. 2.

The Warhawks have played the No. 2 team in the country twice -- Florida in 2001 and Texas in 2009.

The Warhawks have opened the season six times against a ranked foe: 1994 at #8 Colorado (L, 13-48), 2003 at #13 LSU (L, 7-49), 2004 at #17 Auburn (L, 0-31), 2008 at #10 Auburn (L, 0-34), 2009 at #2 Texas (L, 20-59), 2010 vs. #14 Arkansas (L, 7-31).

YOUTHFUL DEPTH CHART

ULM's depth chart (offense/defense) features 25 players that are either freshmen or sophomores. The offense features 13 freshmen and sophomores on the 2-deep and the defense features 12 freshmen and sophomores.

Of the 22 starters on offense and defense, only four are seniors and three have a freshman backing them up.

Ten redshirt freshmen or sophomores started the season opener against Arkansas:

- QB -- Kolton Browning, R-Fr.
- RB -- Jyruss Edwards, R-Fr.
- WR -- Tavarese Maye, R-Fr.
- LT -- Patrick Dvoracek, So.
- RG -- Jonathan Gill, So.
- DE -- Keavon Milton, So.
- P -- Aaron Munoz, R-Fr.
- LB -- Cameron Blakes, So.
- CB -- Robert Nelson, So.
- S -- Khairi Usher, So.

Five other underclassmen have started a game this season (first start)

- C -- Josh Allen, Fr. (Arkansas State)
- CB -- Otis Peterson, R-Fr. (Arkansas State)
- S -- Isaiah Newsome, R-Fr. (Auburn)
- OL -- Jon Fisher, Fr. (Middle Tennessee)
- NT -- Emanuel Jefferies, R-Fr. (FIU)

SEC STREAK CONTINUES

With ULM's game against Arkansas to open the season, the Warhawks streak of playing a team from the Southeastern Conference extended.

ULM has played an SEC team every year since moving to Division I-A in 1994.

The streak appears to be headed to an end next season as the Warhawks do not have a game against an SEC opponent scheduled. ULM is scheduled to open the 2011

season at Florida State and then play at Iowa later in the season. The Warhawks still have two other non-conference games to fill.

2010 marks the 11th time since 1994 that ULM has played at least two SEC teams in a season -- the Warhawks have played three SEC teams in a season five times (1994, 1996, 1997, 2003, 2008).

WARHAWKS IN FRONT OF BIG CROWDS

The 2009 season opener at Texas saw 101,096 fans watch the Warhawks and Longhorns play -- the second largest crowd to ever watch a ULM game. The Warhawks set the Malone Stadium record in 2007 as 30,101 packed the stadium to watch the game against Grambling State -- the crowd was also the fifth largest for an on-campus game in Sun Belt history at the time.

Three of the top eight Malone Stadium crowds have come in the past five seasons and six of the top seven all-time crowds to watch a ULM game have come in the past seven seasons.

Largest Malone Stadium Crowds (20,000+)

1.	30,101	ULM 28, Grambling State	14	11/10/07
2.	28,725	Louisiana Tech	44, ULM	14 10/10/98
3.	24,842	Minnesota	30, ULM	3 9/7/96
4.	*23,900	Louisiana Tech	17, ULM	10 10/9/82
5.	#23,452	ULM 12, Louisiana Tech	10	11/3/84
6.	22,022	Tulsa	35, ULM	17 8/30/07
7.	21,752	Louisiana Tech	31, ULM	7 11/3/90
8.	21,726	Northwestern St.	27, ULM	23 9/1/05
9.	20,978	ULM 47, Nicholls State	27	10/15/83
10.	20,500	ULM 40, Eastern Kentucky		9/11/93
11.	20,451	ULM 31, UL Lafayette	6	9/10/83
12.	20,381	ULM 20, Louisiana Tech	6	11/8/86
13.	20,348	ULM 10, McNeese State	10	10/12/91
14.	20,222	ULM 30, Southeastern La.	15	10/13/84
15.	20,194	ULM 17, Mississippi College	7	9/15/90
16.	20,180	ULM 38, Sam Houston State	10	10/17/93

* - 3,900 over capacity

- 175 over capacity

Largest Crowds for a ULM Game

1.	107,327	at Tennessee	2000
2.	101,096	at Texas	2009
3.	92,476	at Georgia	2005
4.	92,138	at Alabama	2007
	92,138	at Alabama	2006
6.	89,148	at LSU	2003
7.	87,451	at Auburn	2008
8.	85,228	at Florida	1998
9.	85,011	at Florida	2001
10.	84,618	at Auburn	2002
11.	81,061	at Auburn	2003
12.	80,759	at Auburn	2010
13.	80,663	at Auburn	2004
14.	78,437	at Auburn	1994
15.	78,149	at Auburn	1995
16.	77,309	at Texas A&M	2007
17.	77,000	at Clemson	2007
18.	74,113	at Georgia	1997
19.	70,611	at Georgia	1994
20.	68,203	at Kentucky	2009

MORE ON ULM'S YOUTH

The ULM roster features 50 players that are either in their first or second year with the program. ULM has just 13 seniors and 21 juniors on the 2010 roster.

STATE-OF-THE-ART PLAYING SURFACE

The latest addition to Malone Stadium features a ProPlay monofilament fiber "grass" with a shock and drain pad and Envirofill clear coated sand infill. In addition to looking more like natural grass, ULM's new playing surface has measures in place to help prevent injuries and drain water at a rate of 10 inches per hour. The clear-coated sand used has obvious benefits over its predecessor (ground-up black rubber) in that it does not absorb as much heat, does not compact over time, and does not migrate during use. The first game played on the new surface was the 2007 season opener against Tulsa on ESPN2HD.

MALONE STADIUM YEAR-BY-YEAR

ULM Home Records -- Senior College Era

1951	4-2	1981	3-3
1952	4-1	1982	4-2
1953	1-6	1983	4-1
1954	1-3-1	1984	4-2
1955	4-3	1985	3-2
1956	4-1	1986	4-1
1957	2-3	1987	8-1
1958	1-2	1988	3-2
1959	2-4	1989	3-2
1960	3-1	1990	5-1
1961	2-4	1991	3-1-1
1962	1-2	1992	6-1
1963	3-3	1993	4-2
1964	0-4	1994	2-2
1965	0-4	1995	1-3
1966	4-1	1996	4-1
1967	4-1	1997	3-1
1968	3-2	1998	5-1
1969	1-4	1999	3-1
1970	3-2	2000	1-4
1971	2-2-1	2001	1-4
1972	1-3	2002	3-3
1973	2-2-1	2003	0-5
1974	3-1	2004	3-1
1975	4-4-1	2005	2-3
1976	2-4	2006	2-2
1977	2-3	2007	3-2
1978	5-1	2008	3-2
1979	2-2	2009	4-1
1980	4-2	2010	3-0

MALONE STADIUM OPENERS

ULM has traditionally been tough on opponents in its home openers, posting a 26-7 (.788) record in such contests over the last 32 years. ULM picked up victories in their home opener in 22 of the first 23 seasons at Malone Stadium.

ULM IN SEASON OPENERS

The Warhawks are 15-21-1 in season openers since 1975 (first year in NCAA) and 5-12 in season openers since moving to I-A in 1994.

MALONE HOME TO TV

Malone Stadium will host at least one televised game in 2010 with the possibility for two more.

The Warhawks hosted Arkansas State last season on ESPN2HD. It was the second time in three years that ULM welcomed ESPN2 to campus. ULM opened the 2007 season against Tulsa on the Worldwide Leader.

The newly formed Sun Belt Network televised ULM's home games against FIU and Middle Tennessee last season. The SBN televised ULM's game against Troy on Oct. 30, while the game against UL-Lafayette in November could also be televised.

WHAT'S IN A NAME?

There is something missing from the Warhawks' uniforms this season as the players' last names have been removed from the back of the jerseys for the second straight season.

The coaching staff has told the players the names will be returned to the jerseys upon receiving a bowl game invitation.

MALONE IS HOME FOR 33 YEARS

The 2009 season marks the 33rd consecutive year that the Warhawks have called Malone Stadium on the campus of ULM home. Dedicated to legendary football head coach James L. Malone (1934-52) on Sept. 27, 1980, Malone Stadium has seen ULM teams post a combined 107-54-1 (.664) record.

The grounds of Malone Stadium have been the home to ULM's National Championship team in 1987, four Southland Conference Championships, and most recently a Sun Belt Conference Championship in 2005.

A LOOK AT ULM'S 2010 SIGNING CLASS

The ULM coaching staff did not have much time to put their first recruiting class together, but looking at the result you wouldn't know.

Six of ULM's signees were nationally ranked at their position by Scout.com -- Josh Allen (OL), Ray Stovall (DE), Cordero Smith (S), Jon Fisher (OL), Centarius Donald (RB) and Je'Ron Hamm (WR).

Allen was rated as the seventh best center in the nation by ESPN.

The Warhawks hit the Lone Star State hard signing 10 players from Texas. The remainder of the class came from Louisiana (3), Oklahoma (3), Arkansas (1), Mississippi (1) and Kansas (1).

The priority was along both lines as ULM signed six players on both the offensive and defensive line.

FARMER IN ELITE COMPANY

ULM offensive coordinator Steve Farmer is the 10th youngest coordinator at the FBS level. Among the top 10, Farmer has the most experience at the Division I level as a coordinator with three years (Wyoming's OC Marcus Arroyo also has three years experience).

Youngest Coordinators in FBS: Age

1.	Lincoln Riley, East Carolina (OC)	27
2.	Paul Nichols, Toledo (DC)	29
3.	Neal Brown, Texas Tech (OC)	30
4.	Marcus Arroyo, Wyoming (OC)	30
5.	Matt Campbell, Toledo (OC)	30
6.	Billy Napier, Clemson (OC)	31
7.	Jeff Grady, Fresno State (OC)	31
8.	Nick Rolovich, Hawai'i (OC)	31
9.	Seth Littrell, Arizona (OC)	32
10.	Steve Farmer, ULM (OC)	33

ULM vs. 2010 OPPONENTS

All-Time Series vs. ULM's 2010 Opponents

Arkansas.....	0-9
Arkansas State	14-18
Southeastern Louisiana.....	11-25
Auburn	0-8
Florida Atlantic	5-2
Western Kentucky	3-3
Middle Tennessee.....	2-9
Troy	4-8-1
Florida International.....	5-2
LSU.....	0-1
North Texas.....	14-12
UL-Lafayette	23-22

NATIONAL POLLS

ASSOCIATED PRESS -- WEEK 10

Rk.	School (1st)	Record	Pts.	Prv.
1	Oregon (49)	9-0	1484	
2	Auburn (2)	10-0	1396	
3	TCU (2)	10-0	1391	
4	Boise State (7)	8-0	1366	
5	LSU	8-1	1196	
6	Wisconsin	8-1	1182	
7	Stanford	8-1	1143	
8	Ohio State	8-1	1087	
9	Nebraska	8-1	1055	
10	Michigan State	9-1	868	
11	Alabama	7-2	861	
12	Oklahoma State	8-1	821	
13	Iowa	7-2	807	
14	Arkansas	7-2	775	
15	Utah	8-1	657	
16	Virginia Tech	7-2	540	
17	Mississippi State	7-2	501	
18	Arizona	7-2	481	
19	Oklahoma	7-2	436	
20	Missouri	7-2	420	
21	Nevada	8-1	304	
22	South Carolina	6-3	170	
23	Texas A&M	6-3	130	
24	Florida	6-3	94	
25	UCF	7-2	74	

Others receiving votes: USC 51, San Diego State 42, Miami (FL) 39, Penn State 29, Baylor 23, North Carolina 20, Kansas State 18, Pittsburgh 14, Northern Illinois 9, Florida State 6, Temple 4, Navy 3, Syracuse 2, Delaware 1

USA TODAY / COACHES -- WEEK 10

Rk.	School (1st)	Record	Pts.	Prv.
1	Oregon (50)	9-0	1463	
2	Auburn (4)	10-0	1389	
3	TCU (2)	10-0	1340	
4	Boise State (3)	8-0	1330	
5	Wisconsin	8-1	1184	
6	LSU	8-1	1153	
7	Ohio State	8-1	1123	
8	Nebraska	8-1	1067	
9	Stanford	8-1	1058	
10	Michigan State	9-1	876	
11	Oklahoma State	8-1	832	
12	Alabama	7-2	791	
13	Iowa	7-2	779	
14	Arkansas	7-2	696	
15	Utah	8-1	659	
16	Oklahoma	7-2	569	
17	Virginia Tech	7-2	563	
18	Mississippi State	7-2	477	
19	Arizona	7-2	403	
20	Missouri	7-2	395	
21	Nevada	8-1	328	
22	South Carolina	6-3	151	
23	UCF	7-2	99	
24	Florida	6-3	85	
25	Texas A&M	6-3	79	

Others receiving votes: Miami (FL) 67, San Diego State 44, Kansas State 36, Baylor 30, Penn State 28, Michigan 15, Fresno State 11, Temple 11, Northern Illinois 8, Florida State 8, North Carolina 8, North Carolina State 5, Navy 5, Pittsburgh 5, Hawaii 3, Southern Miss 2

OFFENSE NOTES

PASSING YARDAGE BY GAME

Redshirt freshman quarterback Kolton Browning has had an impressive start to the season and has thrown for the most yards (2,080) through nine games since Raymond Philyaw threw for 2,370 yards in 1995. Robert Cobb holds the school record with 3,008 in 1993.

Game-by-Game Leaders Since 1980 (Browning)

After Five Games -- 1,476; Bubby Brister, 1985 (1,075)
 After Six Games -- 1,746; John Holman, 1982 (1,283)
 After Seven Games -- 1,985; Bubby Brister, 1985 (1,515)
 After Eight Games -- 2,219; Robert Cobb, 1993 (1,741)
 After Nine Games -- 2,445; John Holman, 1982 (2,080)
 After Ten Games -- 2,668; John Holman, 1982
 After Eleven Games -- 3,008; Robert Cobb, 1993

CONSECUTIVE 200-YARD PASSING GAMES

Kolton Browning has tied Stan Humphries' ULM school record for consecutive games with at least 200 yards passing. After throwing for 74 yards in the season opener, Browning has topped the 200-yard mark in eight straight games.

Browning's Streak

at Arkansas State -- 19-of-32, 267 yards
 SE Louisiana -- 23-of-34, 249 yards
 at Auburn -- 25-of-33, 203 yards
 Florida Atlantic -- 25-of-41, 282 yards
 at Western Kentucky -- 20-of-33, 208 yards
 at Middle Tennessee -- 25-of-43, 232 yards
 Troy -- 20-of-30, 226 yards
 FIU -- 27-of-38, 339 yards

THE BREAKDOWN ON BROWNING

Redshirt freshman quarterback Kolton Browning has had quite a start to the season.

- Has the most passing yards (2,080) through nine games by a ULM quarterback since Raymond Philyaw in 1995
- Ranks third in the Sun Belt and 27th in the NCAA in total offense averaging 265.2 yards per game -- take out the season opener (99 yards) and he is averaging 286.0 yards per game which would rank 20th in the NCAA and second in the Sun Belt
- Ranks second in the NCAA among freshman in total offense
- Leads the Sun Belt in completion percentage, 63.5%; the number two player, Corey Robinson, is at 61.8%
- Ranks 13th in the Sun Belt in rushing (34.0 per game)
- Is the leading rushing quarterback in the Sun Belt
- Ranks third in the Sun Belt averaging 231.2 passing yards per game
- Third in the Sun Belt in passing efficiency
- Has thrown a touchdown pass in eight of nine games this season
- Three-time Louisiana Offensive Player of the Week
- Rivals.com Sun Belt Player of the Week following the Troy game
- First ULM quarterback since 2004 (Steven Jyles) to led the Warhawks in rushing in back-to-back games (Arkansas State & Southeastern Louisiana)
- Tied with Stan Humphries for the ULM school record with eight straight games with over 200 yards passing (Arkansas State, SE Louisiana, Auburn, Florida Atlantic, Western Kentucky, Middle Tennessee, Troy, FIU)
- Already ranks seventh on the ULM single-season completions list with 191 to tie Bubby Brister -- needs 53 (17.6 per game) over the course of the season to break the record (243, Doug Pederson)

BROWNING COMES OF AGE

In just his second career start, redshirt freshman quarterback Kolton Browning put together one of the best games of ULM's Sun Belt era.

Browning totaled 350 yards of total offense (267 passing, 83 rushing) in addition to throwing a pair of touchdown strikes. It was the most by a ULM player since 2007 and the fifth most since the Warhawks joined the Sun Belt in 2001.

Even more impressive and a true sign that the freshman is feeling more comfortable is that 349 of those yards came in the final three quarters of the game.

ULM Top Total Offense Games since 2001

1. Steven Jyles vs. Utah State (2002)..... 495
2. Steven Jyles vs. FIU (2005) 432
3. **Kolton Browning vs. FIU (2010)409**
4. Kinsmon Lancaster at Kansas (2006)..... 407
5. Kinsmon Lancaster vs. MTSU (2007) 402
6. **Kolton Browning at Arkansas State (2010).....350**

FRESHMAN UNDER CENTER

Redshirt freshman Kolton Browning has started under center all nine games for the Warhawks.

His start against Arkansas marked the third time in the last four seasons that a freshman has started a game at quarterback -- Trey Revell (2007 vs. FIU), Cody Wells (2009 at Kentucky, at Troy) and Kolton Browning (2010).

The last freshman to start at quarterback in a season opener for ULM before Browning was Andy Chance in the 1999 opener against Nicholls State.

NEW PASS CATCHERS

- ULM had to replace LaGregory Sapp (sixth in career receiving yards) and Darrell McNeal (eighth in career receiving yards and sixth in career touchdown receptions)
- Fifteen different players have caught a pass this season
- Eight players have caught their first career pass for the Warhawks
- Four different players have caught a touchdown pass (Luther Ambrose (4), Anthony McCall (2), Brent Leonard (3), Tavarese Maye (3))

Warhawks with a Reception

- Luther Ambrose -- 52
- Tavarese Maye -- 35
- Anthony McCall -- 32
- Brent Leonard -- 27
- Frank Goodin -- 14
- Jyruss Edwards -- 11
- Zarrell Sanders -- 9
- Alvin Jordan -- 9
- Kevin Steed -- 4
- Rodney Lovett -- 2
- Centarius Donald -- 2
- Je'Ron Hamm -- 2
- Luke Russell -- 1
- Zach Rhodes -- 1
- Tim Taylor -- 1

THE FLASH

- Luther Ambrose finished third in the 100m dash at the 2010 NCAA Track & Field Outdoor Championships
- Needs two catches to move into the top 10 on the ULM single-season receptions list
- Needs 15 catches to move into the top 10 on the ULM career receptions list
- Needs four touchdown catches to move into the top 10 on the ULM career receiving touchdowns list
- Leads the Warhawks, ranks 32nd in the NCAA and second in the Sun Belt averaging 5.8 receptions per game
- Tied for fifth in the Sun Belt with four receiving touchdowns this season; ranks 79th in the NCAA
- Needs just three touchdown receptions to move into the top 10 all-time in ULM history
- Ranks second in ULM history with 1,713 career kickoff return yards -- needs 346 to become the all-time leader
- 2007 Louisiana 2A State 100 meter champion (beat New York Jets/USC running back Joe McKnight)

- Ambrose finished second at the 2009 Sun Belt Outdoor Championships in the long jump (25-02.75) and the 100m (10.44) despite limited practice time on the track due to spring football practice
- Qualified for the 2010 NCAA Regionals in the 200m and long jump. He won the Sun Belt 200m dash
- Was named the Outstanding Men's Track Performer and the Top Scorer at the outdoor meet

THE GOODS ON GOODIN

- Named to the Doak Walker Award Watch List
- Ranks 18th in the NCAA among active players with 2,761 yards rushing
- Ranks fourth all-time in ULM history with 2,761 career rushing yards
- Ranks second all-time in ULM history with 24 career rushing touchdowns
- Had 13 rushing touchdowns last season -- the second most in school history and just one shy of the school record
- Has eight 100-yard rushing games in his career
- Ranks fifth all-time in ULM history with 162 career points.
- 10th ULM player to rush for over 1,000 yards in a season (2009)
- Rushed for 1,126 yards in 2009 -- fifth most in school history

GOODIN MOVING UP THE CHARTS

Frank Goodin has moved into second place on the ULM career rushing touchdown list with 24 after running for 13 last season and one this year -- his 13 broke the career-high of five he set in 2008.

Calvin Dawson, who Goodin ran behind as a freshman, holds the ULM school record with 30 rushing touchdowns and 3,378 yards.

GOODIN 100-YARD GAMES

Yards	Carries	Opponent	Date
102	10	Clemson	9/8/07
106	23	Grambling State	11/9/07
114	17	Alabama A&M	9/12/08
105	16	Texas Southern	9/12/09
163	19	FIU	10/3/09
102	19	North Texas	11/7/09
169	14	Western Kentucky	11/14/09
108	22	UL-Lafayette	11/21/09

Career Rushing Yards

No.	Name, Years	Car	YDs
1.	Calvin Dawson, 2004-07	663	3,378
2.	Roosevelt Potts, 1990-92	658	3,061
3.	Joe Profit, 1967-70	538	2,818
4.	Frank Goodin, 2007-pr.	611	2,761
5.	Nathan Johnson, 1977-80	498	2,330
6.	Lloyd Ray Smith, 1953-58	298	1,738
7.	Tommy Minvielle, 1985-88	393	1,661
8.	Van Lambert, 1968-71	415	1,658
9.	Marquis Williams, 1996-97	396	1,590
10.	Cisco Richard, 1987-90	413	1,584

Career Rushing Touchdowns

No.	Name, Years	TDs
1.	Calvin Dawson, 2004-07	30
2.	Frank Goodin, 2007-pr.	24
3.	Greg Robinson, 1991-92	22
4.	Steven Jyles, 2002-05	21
5.	Joe Profit, 1967-70	19
6.	Nathan Johnson, 1977-80	18
	Eric Foster, 1993-95	18
8.	Roosevelt Potts, 1990-92	17
9.	Irving Spikes, 1993	14
	Jimmy Harris, 1984-85	14

POINTS ON THE RISE

For the fifth straight season the Warhawks scored more points than the year before. ULM's 25.6 point-per-game average in 2009 were the most since the 1993 squad averaged 39.2 points per game in ULM's final season as a member of the FCS (I-AA).

ULM would have to average 43.1 points per game over its final three regular season games to keep the streak alive.

Points Per Game

Year	ULM	Opp.
2010	19.9	30.9
2009	25.6	27.3
2008	23.7	31.2
2007	23.5	27.7
2006	21.8	22.2
2005	21.7	30.8
2004	19.2	27.5
2003	19.9	38.9
2002	18.4	40.1
2001	13.5	31.9
2000	8.7	37.7
1999	16.9	29.3
1998	20.6	29.3
1997	18.8	26.6
1996	17.5	32.1
1995	21.2	37.6
1994	22.0	34.9
1993	39.2	21.9
1992	35.3	19.6
1991	21.5	15.9
1990	17.6	17.4
1989	18.3	23.4
1988	14.5	19.5

OFFENSE ON TRACK

The ULM offense was on track last season averaging 392.3 yards per game, which ranked fourth best in school history and best in the 1-A (FBS) era.

	Overall	SBC Games
2010	349.8	387.8
2009	392.3	397.4
2008	337.2	388.3
2007	385.7	415.9
2006	347.8	354.0
2005	349.4	382.0
2004	353.0	377.0
2003	319.8	356.4
2002	342.7	361.2
2001	244.7	279.3

FINDING THE END ZONE

The Warhawks had an incredible streak of 18 consecutive scoring drives that resulted in a touchdown in 2008. The streak ended with a Radi Jabour 48-yard field goal against Troy.

It was the second straight season that the Warhawks had pieced together such a streak. In 2007, ULM scored touchdowns on 24-of-27 scoring drives to end the season. ULM ended 2008 scoring touchdowns on 26 of its final 28 scoring drives.

ULM scored touchdowns on 39 of their 51 scoring drives last season. The Warhawks had a string of 11 straight scoring drives that resulted in a touchdown until a Jabour 28-yard field goal on ULM's opening drive at Florida Atlantic.

The Warhawks scored touchdowns on their first seven scoring drives this season and on 20-of-25 overall.

2010 Scoring Plays

Ambrose 25-yard pass from Browning -- Arkansas
Leonard 33-yard pass from Browning -- Ark. State
Rhodes 4-yard run -- Ark. State
Ambrose 10-yard pass from Browning -- Ark. State
Browning 10-yard run -- SE Louisiana
McCall 0-yard fumble recovery -- SE Louisiana
Maye 47-yard pass from Browning -- SE Louisiana
Jabour 35-yard field goal -- Auburn
Leonard 7-yard pass -- Florida Atlantic
Jabour 30-yard field goal -- Florida Atlantic
Edwards 5-yard run -- Florida Atlantic
Edwards 33-yard run -- WKU
Ambrose 26-yard pass from Browning -- WKU
Goodin 2-yard run -- WKU
Edwards 6-yard run -- WKU
Nelson 55-yard interception return -- WKU
Jabour 20-yard field goal -- MTSU
Ambrose 8-yard pass from Browning -- MTSU
Maye 48-yard pass from Browning -- Troy
Browning 1-yard run -- Troy
Maye 43-yard run -- Troy
Browning 9-yard run -- Troy

Goodin 3-yard run -- FIU
Jabour 42-yard field goal -- FIU
Maye 26-yard pass from Browning -- FIU
Jabour 37-yard pass -- FIU
Leonard 17-yard pass from Browning -- FIU
McCall 3-yard pass from Browning -- FIU

LONG DRIVES

The Warhawks have had 16 drives this season that have been 10 plays or longer and nine that were 14 plays or longer.

ULM's touchdown drives are averaging 8.5 plays per drive. The Warhawks longest touchdown drive was a 19-play drive at Auburn, while the shortest was a 1-play drive against Southeastern Louisiana.

The Warhawks are averaging 9.3 plays per scoring drive this season.

HONORS & AWARDS

LUTHER AMBROSE

2010

- Phil Steele Preseason Second Team All-Sun Belt (WR)
- Phil Steele Preseason Third Team All-Sun Belt (PR)
- Phil Steele Preseason Fourth Team All-Sun Belt (KR)

2009

- All-Sun Belt Honorable Mention
- Phil Steele Preseason Fourth Team All-Sun Belt

NATE BROWN

2010

- Phil Steele Preseason Third Team All-Sun Belt

2009

- Phil Steele Preseason Fourth Team All-Sun Belt

2008

- Phil Steele Third Team All-Sun Belt
- Louisiana Defensive Player of the Week

KOLTON BROWNING

2010

- Rivals.com Sun Belt Player of the Week (11/1)
- Louisiana Offensive Player of the Week (11/1)
- Louisiana Offensive Player of the Week (9/20)
- Louisiana Offensive Player of the Week (9/27)

TROY EVANS

2010

- Preseason All-Sun Belt
- Phil Steele Preseason First Team All-Sun Belt

2009

- Phil Steele First Team All-Sun Belt
- All-Louisiana Second Team
- Sun Belt Defensive Player of the Week (10/19)

JONATHAN GILL

2010

- Phil Steele Preseason Second Team All-Sun Belt

FRANK GOODIN

2010

- Phil Steele Preseason First Team All-Sun Belt

2009

- All-Sun Belt Second Team

- All-Louisiana Second Team
- Phil Steele Second Team All-Sun Belt
- Phil Steele Preseason Second Team All-Sun Belt
- Sun Belt Player of the Week (10/5)
- Rivals Sun Belt Player of the Week (10/5)

2008

- Phil Steele Third Team All-Sun Belt
- Lindy's Preseason Second Team All-Sun Belt
- Athlon Preseason First Team All-Sun Belt
- Phil Steele Preseason Fourth Team All-Sun Belt

RADI JABOUR

2009

- Louisiana Special Teams Player of the Week (9/8)
- Sun Belt Special Teams Player of the Week (10/5)

ALVIN JORDAN

2010

- Phil Steele Preseason Fourth Team All-Sun Belt

ANTHONY MCCALL

2008

- All-Sun Belt Honorable Mention

ROBERT NELSON

2010

- Sun Belt Defensive Player of the Week (10/18)

DARIUS PRELOW

2010

- Sun Belt Defensive Player of the Week (11/1)
- Louisiana Defensive Player of the Week (11/1)
- Phil Steele Preseason Second Team All-Sun Belt

2009

- Phil Steele Third Team All-Sun Belt

THEO SMITH

2010

- Phil Steele Preseason Third Team All-Sun Belt

2009

- Sun Belt Defensive Player of the Week (10/5)
- Louisiana Defensive Player of the Week (10/5)

FOURTH QUARTER POINTS

The Warhawks scored 28 points in the fourth quarter (21 offensively) at Western Kentucky as they rallied from down 17 points entering the quarter.

The 28 fourth quarter points are tied with four other teams for the second most points in the final quarter this season.

Most Fourth Quarter Points in 2010

Points	Team	Opp.	Final
35	Kansas	Colorado	52-45
28	ULM	Western Kentucky	35-30
28	Auburn	Arkansas	65-43
28	Pittsburgh	FIU	44-17
28	Iowa State	Texas Tech	52-38
28	Arkansas State	Florida Atlantic	37-16

SPREADING THE WEALTH

Kolton Browning completed passes to 10 different receivers in back-to-back games against Auburn and Florida Atlantic. It marked the first time since 2004 against FIU that 10 different receivers caught a pass in a game.

BIG PLAY THREAT

Redshirt freshman wide receiver Tavares Maye is turning into one of the top big-play threats in the Sun Belt Conference.

Maye has scored four touchdowns this season (three receiving and one rushing) with three coming from at least 43 yards out. Maye's touchdowns have come from an average of 41.0 yards out. He also has an 82-yard reception to his credit -- the sixth longest in ULM history.

PICKING UP THE THIRD DOWN

ULM wide receiver Luther Ambrose is tied for second in the Sun Belt with 10 first-down receptions on third down. Ambrose has 14 receptions on third down for 130 yards.

LEONARD IS GO-TO ON FOURTH DOWN

Sophomore wide receiver Brent Leonard is tied for second in the NCAA with three first-down receptions on fourth down this season. Leonard has three catches for 26 yards on fourth down.

FORCING THE D TO PLAY FOUR DOWNS

If you stop the Warhawks on third down, it's no guarantee that you will get the ball back. ULM has gone for it on fourth down 24 times this season -- the fourth most in the NCAA (Georgia Tech 29, Western Michigan 28, Minnesota 25).

ULM's 12 fourth-down conversions rank 10th and its 50 percent success rate ranks 12th among schools with at least 18 attempts.

NUMBERS ON THE BOARD

ULM has scored in 97-of-100 games dating back to Sept. 14, 2002, against McNeese State. The Warhawks were shutout 34-0 in the 2008 season opener at No. 10 Auburn snapping a streak of 32 straight games of recording at least one score. A 59-0 loss to Ole Miss later in the season marked the first time that ULM had been shutout multiple times in the same season since 2000 -- Memphis (28-0), Middle Tennessee (38-0) and Central Florida (55-0).

FASTER START

The Warhawks had scored just six points in the first quarter through the first seven games of the season (field goals at Auburn and Middle Tennessee).

ULM has scored 24 points in the first quarter the past two games and became the first team to score a first quarter touchdown against FIU (game nine).

WEEKLY CAPTAINS

This season the Warhawks will select three weekly captains to represent the team at that weekend's game. The team will vote on permanent captains before the last regular season game (UL-Lafayette).

Weekly Captains (Offense, Defense, Special Teams) Arkansas:

Anthony McCall, Theo Smith, Jyruss Edwards

Arkansas State:

Anthony Montgomery, Bryan Glenn, Rodney Lovett

Southeastern Louisiana:

Kolton Browning, Cameron Blakes, Rodney Lovett

Auburn:

Anthony McCall, Ken Dorsey, Jyruss Edwards

Florida Atlantic:

Brent Leonard, Ken Dorsey, Jyruss Edwards

Western Kentucky:

Jyruss Edwards, Khairi Usher, Isaiah Newsome

Middle Tennessee:

Jyruss Edwards, Jason Edwards (No ST captain)

Troy:

Kolton Browning, Darius Prelow, Aaron Munoz

FIU:

Frank Goodin, Jordan Landry, Madison Tharp

LSU:

Kolton Browning, Tavares Maye, Ken Dorsey, Jason Edwards

DEFENSE NOTES

TROJANS SHUT DOWN

- ULM held Troy to 285 yards of total offense, its lowest offensive output since Florida held it to 139 yards in the second game of the 2009. It was the Trojans lowest offensive output in an SBC game since Oct. 2006 against North Texas (243 yards). The 285 yards were 184.3 yards below Troy's season average

- ULM held Troy to just 167 passing yards, its lowest passing output since Florida held Troy to 66 yards passing in 2009. The 167 yards were 137.2 yards below the Trojans season average

- ULM kept one of the nation's top offensive threats in Jerrel Jernigan in check. Jernigan entered the game ranked 15th in the NCAA in receptions (6.8), 26th in receiving yards (83.5) and fourth in all-purpose yards (178.3) -- the Warhawks held him to just three catches for 27 yards and 92 all-purpose yards

NO QUARTERBACK IS SAFE

The Warhawks tallied 27 sacks last season, more than doubling their total from the previous year. Some new faces will have to step up this season for that number to continue to increase. Gone are Aaron Morgan (9.0), Josh Thomas (3.0), Cardia Jackson (2.0), DaCorris Ford (1.0), Jameson Jordan (1.0) and Trez Lockhart (1.0) -- also, Troy Evans (3.5) missed the first eight games of the season before returning at FIU.

The Warhawks are on pace for 27 sacks this season through nine games. ULM recorded a season-high five sacks at WKU.

Year-by-Year Sacks

2010.....	20
2009.....	27
2008.....	13
2007.....	20
2006.....	19
2005.....	18
2004.....	18
2003.....	21
2002.....	12
2001.....	25

TURNOVERS & SACKS

In 21 games running the 3-3-5 scheme, the ULM defense has forced 38 turnovers, recorded 47 sacks and totaled 116 tackles for loss.

In the season before the switch, the Warhawks averaged 1.3 turnovers, 1.1 sacks and 5.2 tackles for loss per game.

2009

Opponent	TO	Sacks	TFL
Texas	3	2	5
Texas Southern	4	2	7
Arizona State	0	4	5
Florida Atlantic	1	2	4
FIU	2	1	4
Arkansas State	3	5	6
Kentucky	3	1	3
Troy	1	1	7
North Texas	3	3	8
Western Kentucky	0	6	3
UL-Lafayette	1	2	7
Middle Tennessee	2	1	6
Per Game	1.9	2.3	5.7

2010

Opponent	TO	Sack	TFL
Arkansas	3	2	6
Arkansas State	1	1	3
Southeastern Louisiana	1	3	4
Auburn	1	1	5
Florida Atlantic	2	2	4
Western Kentucky	1	5	8
Middle Tennessee	2	1	5
Troy	2	2	7
FIU	2	3	6
Per Game	1.7	2.2	5.3
Two-Year Total	1.8	2.2	5.5

MORE ON TURNOVERS

The Warhawks have forced at least one turnover in 19 of 21 games under defensive coordinator Troy Reffett and have intercepted a pass in eight of nine games (Ark. State) this season.

LIMITING THE BIG PLAY

A lot of ULM's defensive success last season came because of its ability to limit the opposing offense's ability to get the big play.

The Warhawks have allowed 42 plays of over 20 yards through the first nine games this season (4.7 per game)

The ULM defense allowed just 47 plays of 20 yards or more last season and just nine rushing plays of 20 yards or more. That was 3.9 plays of 20+ yards and 0.75 rushing plays of 20+ yards per game. The nine rushing plays of over 20 yards ranked 18th best in the NCAA.

In 2008, the ULM defense allow 65 plays of 20+ yards or 5.42 per game and 28 rushing plays of 20+ yards or 2.33 per game.

BIG SECOND HALF

The ULM defense came up huge in ULM's 17-point rally at Western Kentucky.

In the second half, the ULM defense --

- Held WKU to just 121 total yards
- Held WKU to just 52 rushing yards
- Held WKU to just 69 passing yards
- Held WKU to just six points
- Held WKU to just 3.5 yards per play
- Had two sacks for a loss of 11 yards

WHAT AN IMPROVEMENT

In the first season running the 3-3-5 defense under new coordinator Troy Reffett, the Warhawks put together the second best turnaround in the NCAA as a unit. After allowing 444.7 yards of total offense a game in 2008, the Warhawks held opponents to just 347.0 yards last season -- an improvement of 97.7 yards per game.

Top NCAA Defensive Improvements (2008 to 2009)

Team	08	09	Difference
1. Kansas State	479.1	339.9	139.2
2. ULM	444.7	347.0	97.7
3. North Carolina	365.4	269.6	95.8
4. Oklahoma	367.7	272.6	95.1
5. Texas	342.9	251.9	91.0

ULM Defense 2008 to 2009 Comparison

Stat	2008	2009	NCAA Ranking
Total	444.7	347.0	109/44
Rush	212.7	110.1	109/20
Pass Eff.	136.1	121.2	88/45
Scoring	31.2	27.3	93/74
Sacks	1.1	2.3	108/41
TFL	5.2	5.6	83/63
Turnovers	16	23	104/50

ULM Defense 2008-2010 Comparison

Stat	2008	2009	2010
Total	444.7	347.0	398.4
Rush	212.7	110.1	171.6
Pass Eff.	136.1	121.2	132.2
Scoring	31.2	27.3	30.9
Sacks	1.1	2.3	2.2
TFL	5.2	5.6	5.3
Turnovers	1.3	1.9	1.7

SWITCHING SIDES

Sophomore Keavon Milton and redshirt freshman Emanuel Jefferies both moved over to defensive end from tight end. Jefferies moved during the spring and Milton made the switch right before the start of fall camp.

Milton, who started four games and caught two touchdown passes last season, impressed so much during camp that he was named a starter heading into the season opener.

NELSON TAKES IT TO THE HOUSE

Robert Nelson clinched the Warhawks 35-30 come-from-behind victory over Western Kentucky with a 55-yard interception return for a touchdown. It was the 19th longest interception return in ULM history and the 14th longest return for a touchdown.

It was the first pick six since Greg James took one to the house against UL-Lafayette -- also from 55 yards out.

Nelson was named the Sun Belt Defensive Player of the Week for his efforts.

THE BIG GOOSE EGG

The shutout pitched by the ULM defense against Texas Southern last season was the first by ULM since Nov. 11, 2006, against FIU.

It was just the second shutout since Nov. 6, 1999, and the 14th of the NCAA era (1975-pr.)

WELCOME BACK MR. GLENN

The Warhawks received a nice surprise at the start of fall camp when nose tackle Bryan Glenn was granted a sixth year of eligibility. Glenn missed spring ball and summer workouts because of the uncertainty about his eligibility.

AMONG THE BEST IN THE BELT

Several Warhawk defenders rank among the best in the Sun Belt

Tackles

Jason Edwards, 10th (7.2)
Cameron Blakes, 11th (6.9)

Sacks (Total)

Cameron Blakes, 4th (4.5)
Jordan Landry, T-12th (3.0)
Ken Dorsey, T-12th (3.0)
Theo Smith, T-18th (2.5)

Tackles for Loss (Total)

Ken Dorsey, T-3rd (11.0)
Cameron Blakes, T-9th (7.0)

Passes Defended (Total)

Darius Prelow, T-3rd (7)
Robert Nelson, T-3rd (7)
Alex Ibe, T-7th (6)

Interceptions (Total)

Robert Nelson, T-2nd (2)
Darius Prelow, T-2nd (2)

AIR TRAFFIC GROUNDED

ULM has held eight teams under 200 yards passing under DC Troy Reffett

Teams Under 200-Yards Passing 2009

Texas Southern -- 97 yards
Kentucky -- 145 yards
North Texas -- 189 yards
Western Kentucky -- 188 yards
Middle Tennessee -- 116 yards

2010

Florida Atlantic -- 141 yards
Western Kentucky -- 164 yards
Troy -- 167 yards

MORE ABOUT STOPPING THE RUN

The Warhawks allowed teams to rush for just 110.1 yards per game last season and allowed just two players to rush for over 100 yards.

ULM ranked first in the Sun Belt Conference and 20th in the NCAA in defending the run.

The Warhawks have allowed just three 100-yard rushers this year and rank fifth in the Sun Belt against the run.

Year-by-Year Against the Run

2010.....	171.6
2009.....	110.1
2008.....	212.7
2007.....	153.5
2006.....	150.4
2005.....	190.1
2004.....	177.5
2003.....	182.5
2002.....	213.4
2001.....	137.3

DORSEY ON THE MOVE

Junior Ken Dorsey was forced to evacuate his home not once, but twice due to hurricanes.

He was first forced out of his New Orleans home by Hurricane Katrina. His family was staying in Lake Charles, La., when, not even a month later, Hurricane Rita blew threw Louisiana and forced the Dorseys to move once again.

Ken and his father loaded up the car and drove until they found a hotel with a vacancy. That happened to be in Homewood, Ala., (suburb of Birmingham) where Ken and his dad watched the Homewood Patriots pound Shades Valley 40-2 on local television. Ken turned to his dad and said this is where I want to go to school.

His moving was not limited to off the football field, during fall camp last season he was moved from linebacker to defensive end.

Dorsey started his first career game in the season opener against Arkansas and finished with five tackles, two tackles for loss, a sack, a forced fumble and a fumble recovery.

He leads the Warhawks with 11.0 tackles for loss, with 3.0 sacks and with five quarterback hurries. Dorey's 41 tackles lead all ULM defensive linemen and ranks third in the Sun Belt among defensive linemen.

NOWHERE TO RUN

ULM held six teams to under 100 yards rushing last season and held nine teams under its season rushing total.

The Warhawks did both in the season opener against Arkansas and against Southeastern Louisiana.

ULM has held eight of its last 20 opponents under 100 yards rushing and 13 of its last 20 opponents under its season average.

Teams Under 100-Yards Rushing 2009

Texas Southern -- 6 yards
FIU -- 77 yards
Arkansas State -- 29 yards
Troy -- 50 yards
North Texas -- 79 yards
UL-Lafayette -- 62 yards

2010

Arkansas -- 99 yards
Southeastern Louisiana -- 54 yards

Teams Held Under Its Season Average

2009

Team	vs. ULM	Season Avg.
Texas Southern	6	102.1
Arizona State	107	119.3
Florida Atlantic	142	152.4
FIU	77	104.3
Arkansas State	29	135.3
Kentucky	185	191.2
Troy	50	149.2
North Texas	79	185.3
UL-Lafayette	62	136.9

2010

Team	vs. ULM	Season Avg.
Arkansas	99	128.6
SE Louisiana	54	111.3
Auburn	233	307.2
Troy	118	160.1

2009 season average was at the end of the year

2010 season average is the current average

PRELOW IN PRIMETIME

Junior safety Darius Prelow came on strong at the end of the 2008 recording 14 tackles over the final four contests.

He picked up where he left off in the season opener last season at Texas, Prelow led the Warhawks with 10 tackles and also had a pass breakup. He recorded a career-high 11 stops, including his first tackle for loss in ULM's victory over Arkansas State.

He finished the season second in the Sun Belt and 26th in the NCAA averaging 1.09 pass break ups per game.

Prellow ranks third in the Sun Belt this season with seven passes defended, third with five pass break ups and sixth averaging 0.78 passes defended per game.

He was named the Sun Belt Conference Defensive Player of the Week after recording six tackles and intercepting a pass in ULM's 28-14 victory over Troy.

SPECIAL TEAMS NOTES

NEW FACES

ULM had to look to the wide receiver corp to find its punter and deep snapper for 2010. The Warhawks lost both of their projected starters at the positions late due to academics and were forced to scramble to fill the void.

Aaron Munoz, who was moved from quarterback to wide receiver in the spring, will handle the punting duties, and Madison Tharp will handle the deep snapping duties.

MUNOZ IMPRESSES IN DEBUT

When Aaron Munoz stepped on the field as ULM's starting punter against Arkansas it marked the first time he had punted in a game since he was in eighth grade -- he boomed his first kick 60 yards and finished the game with a 41.6 yards-per-punt average over nine kicks.

He played a big part in ULM's victory over Troy with eight punts for a 41.0 per punt average and two inside the 20-yard line.

He is averaging 38.8 yards per punt so far this season.

SKIPPING CLASS

Short snapper Alex Chace is listed as a senior on the roster this year despite the fact that he has two years of eligibility remaining. Chace, who is interning in the ULM media relations office this semester, is scheduled to graduate after the spring semester.

EDWARDS EXPLODES ON KICK RETURNS

Jyruss Edwards took over the kick return duties in the Florida Atlantic game and has quickly risen up the ranks in the NCAA.

Edwards entered last week's game at FIU ranked 13th in the NCAA averaging 28.2 yards per return; following that game he slipped to 41st due to a 0-yard return following a fumble.

He has returns of 37, 36, 35, 34, 34, 31, 29, 28, 27, 25, 23, 22, 16, 0 yards this season.

LOVE BACK AS STUDENT COACH

A two-time preseason All-Sun Belt selection and the first team All-Sun Belt punter in 2007, Scott Love returns as a student coach this season to help groom the young Warhawk punters.

Love, who used all of his eligibility in four years, is helping the Warhawks this season as he finishes his degree.

Love ranks fifth all-time in ULM history with a 40.1 career punting average. He is the single-season leader with 23 punts inside the 20-yard line (2007) and the single-game leader in the category as he placed five kicks inside the 20-yard line in ULM's 21-14 victory over Alabama in 2007.

LONG-DISTANCE JABOUR

Place kicker Radi Jabour is coming off a season where he scored 71 points, the fourth-best total by a kicker in school history and the ninth-best overall.

Jabour has been better at hitting longer field goals than shorter ones. In his career, he has hit 78% of his attempts from 40-49 yards, while he is 54% from 20-39 yards.

1-19.....	1-1
20-29.....	7-13
30-39.....	8-15
40-49.....	7-9
50-99.....	0-1
Overall	23-40, .575

LUTHER RUNNING DOWN RECORDS

ULM kick returner Luther Ambrose is closing in on some ULM and Sun Belt records this season.

ULM Career Kick Return Yards

1.	Jeff Steele, 1986-89	2,058
2.	Luther Ambrose, 2008-pr.	1,713
3.	Neal Charles, 1975-77	1,671
4.	Charles Estes, 2003-04	1,373

Sun Belt Career Kick Return Yards

1.	Brandon Thompkins, Arkansas State (2006-09)	2,696
2.	Leodis McKelvin, Troy (2004-07)	2,346
3.	Desmond Gee, Middle Tennessee (2006-09)	2,241
4.	Dilvory Edgecomb, Florida Atlantic (2005-08)	1,916
5.	T.Y Hilton, FIU (2008-pr.)	1,754
	Luther Ambrose, ULM (2008-pr.)	1,713

Sun Belt Career Kick Returns

1.	Brandon Thompkins, Arkansas State (2006-09)	123
2.	Desmond Gee, Middle Tennessee (2006-09)	108
3.	Leodis McKelvin, Troy (2004-07)	99
4.	Dilvory Edgecomb, Florida Atlantic (2005-08)	87
5.	Jason Chery, UL-Lafayette (2006-08)	80
	Luther Ambrose, ULM (2008-pr.)	79

ULM HEAD COACH TODD BERRY

(33-65; 9TH OVERALL SEASON / 4-5; 1ST SEASON AT ULM)



Highly regarded as an offensive mastermind, Todd Berry returns to ULM as the program's 14th head coach.

Berry, a 27-year coaching veteran, was ULM's offensive coordinator from 2004-05, where he helped guide the Warhawks to the 2005 Sun Belt Conference Championship and quarterback Steven Jyles to Sun Belt Player of the Year and Offensive Player of the Year honors.

"Todd Berry is the right man at the right time for ULM," ULM Director of Athletics Bobby Staub said. "He's here to build a winning program both on and off the field and with the support of the entire Warhawk family, I'm quite confident he'll be successful in doing just that."

Berry has diligently displayed a "championship" mentality and approach which he has infused into his players, staff, administrators and supporters, all with an eye for competing

for a Sun Belt Conference championship as soon as possible.

In fact, it was that same mentality that Berry used to resurrect Illinois State's football program. The day he was named the Redbirds' head football coach in 1996, he began talking about ISU teams playing for national championships. This for an institution that had experienced little success on the gridiron and had been on the verge of dropping the sport due to its checkered past. Just four years later, Berry had completed one of the most amazing turnarounds in Division I-AA history, guiding his revamped Illinois State program all the way to the national semifinals in 1999.

During a three-year tenure as the offensive coordinator at UNLV, Berry developed the top quarterback duo in the Mountain West Conference with record-setters Omar Clayton and Mike Clausen. The pair combined to throw for 2,693 yards and 17 touchdowns in 2009. Clayton is UNLV's career leader in completion percentage and is the only player in Rebel history to have thrown for over 300 yards and rushed for over 100 yards in a game.

Clausen set a UNLV freshman record with 119 consecutive pass attempts without an interception in 2008 - a mark that fell just 19 attempts short of the NCAA Football Bowl Subdivision record. Clayton threw 18 touchdown passes in 2008 - the fourth most in UNLV history and most since 1996 - and set the UNLV school record by attempting 173 passes without an interception. The duo combined for just six interceptions during the 2008 season to tie the school record.

Despite coaching in Nevada, Berry continued to recruit two areas that ULM relies heavily on every year - Florida and Texas. ULM had 27 players on its roster in 2009 from those two states.

Berry split his stints at ULM and UNLV with one season as the quarterbacks coach at the University of Miami in 2006.

His first stop in Monroe followed a four-year run, 2000-03, as the head coach at Army. Berry's teams set 25 Academy records during his tenure and he is the last Army coach to defeat Navy (26-17, 2001). He was a member of the Board of Trustees of the American Football Coaches Association from 2001-03 -- Berry was reappointed to the Board during the spring of 2010.

His tenure at Army followed a four-year stint at Illinois State (1996-99) where Berry presided over one of the most remarkable turnarounds in Football Championship Subdivision (FCS) history. The team had not won a conference title since 1950, but under Berry the Redbirds advanced to the NCAA FCS Playoffs in his third season and finished in the FCS top 20.

The following year, ISU became just the third team to ever run through its Gateway Conference schedule unblemished as they advanced to the FCS semifinals.

NCAA RANKINGS

	ULM	LSU
Offense		
Rushing	108	31
Passing	37	112
Total	79	92
Scoring	103	74
Sacks Allowed	110	32
Defense		
Rush	88	32
Pass Efficiency	80	16
Total	81	6
Scoring	92	7
Sacks	41	T-18
Tackles for Loss	T-80	T-39
Returns		
Punt	118	8
Kickoff	62	15
Miscellaneous		
Net Punting	86	39
Turnover Margin	T-67	T-56
Rushing		
ULM	Rank	Stat
ULM	Kolton Browning	N/A
LSU	Stevan Ridley	35
Passing Efficiency		
ULM	Rank	Stat
ULM	Kolton Browning	58
LSU	Jordan Jefferson	N/A
Passing Yards		
ULM	Rank	Stat
ULM	Kolton Browning	35
LSU	Jordan Jefferson	N/A
Total Offense		
ULM	Rank	Stat
ULM	Kolton Browning	27
LSU	Jordan Jefferson	N/A
Receptions/Gm		
ULM	Rank	Stat
ULM	Luther Ambrose	T-32
LSU	Rueben Randle	N/A
Receiving Yd/Gm		
ULM	Rank	Stat
ULM	Luther Ambrose	79
LSU	Rueben Randle	N/A
Punting		
ULM	Rank	Stat
ULM	Aaron Munoz	86
LSU	Derek Helton	N/A
Punt Returns		
ULM	Rank	Stat
ULM	Robert Nelson	N/A
LSU	Patrick Peterson	6
Kickoff Returns		
ULM	Rank	Stat
ULM	Jyruss Edwards	41
LSU	Patrick Peterson	25
Scoring		
ULM	Rank	Stat
ULM	Radi Jabour	N/A
LSU	Josh Jasper	T-41
Sacks		
ULM	Rank	Stat
ULM	Cameron Blakes	T-98
LSU	Ryan Baker	31
Tackles		
ULM	Rank	Stat
ULM	Jason Edwards	N/A
LSU	Kelvin Sheppard	T-40
Tackles for Loss		
ULM	Rank	Stat
ULM	Ken Dorsey	T-72
LSU	Drake Nevis	T-22
Interceptions		
ULM	Rank	Stat
ULM	Nelson/Prelow	N/A
LSU	Morris Claiborne	T-16



Todd Berry was introduced as ULM's 14th head coach on December 16, 2009

Under Berry's direction, Illinois State established or equaled 100 individual and team records on a game, season and career levels. The Redbirds were listed in the top 25 ranking for 19 consecutive weeks. In addition, his players captured 73 postseason awards including four Academic All-America honors and six All-America distinctions.

He was a finalist for the Eddie Robinson Award, presented annually to the top collegiate head coach at the Division I-AA level, each of his last two years at ISU. In addition, he was a two-time Gateway Conference Coach of the Year honoree and the 1999 GTE Region 4 Coach of the Year.

Before arriving at ISU, Berry spent four seasons as the offensive coordinator at East Carolina University under head coach Steve Logan. He played a vital role on the Pirate teams that reached the Liberty Bowl in 1994 and 1995.

"I want to be aggressive in all facets of the game" Berry has said in the past. "I know that you win with defense first and I appreciate that. Most of my background is on offense, but to be an effective offensive coordinator you have to understand defense."

A 1983 graduate of the University of Tulsa, Berry has worked for some well-known head coaches during his accent, holding down assistant positions on the staffs of Logan at East Carolina, John Cooper at the University of Tulsa, and Johnny Majors at the University of Tennessee.

While in high school, Berry was an all-state selection at football (quarterback) and track and field at Miami (Okla.) High School. At Tulsa, he played quarterback for the Golden Hurricane from 1979 to 1981 before suffering a career-ending knee injury.

"Coming out of high school, football was significant to me, but I also wanted to attend a school that possessed a good mix of academics-that was the reason I was going to college, first and foremost. I turned down some more traditional 'Top 10 football' programs in order to attend a school with a nice blend of academics and athletics."

Berry began his coaching career as an undergraduate at Tulsa with Cooper before moving to Tennessee as a graduate assistant and tight ends coach in 1983 when the Volunteers advanced to the Florida Citrus Bowl at years end.

Following a one-year return to his alma mater as receivers coach in 1984, Berry headed to Oklahoma State in 1985, where he worked with the likes of future National Football League standout Thurman Thomas. He then served a three-year stint as the offensive coordinator at the Tennessee-Martin, holding that position from 1986 through 1988.

While at UT-Martin, Berry coached the Pacers to a top-five finish in Division II passing offense, total offense, and scoring offense. In his final season, all four receivers, the running back and quarterback signed professional contracts.

He also enjoyed a two-year tour at Mississippi State, coaching wide receivers, and one campaign with at Southeast Missouri State, as offensive coordinator, before joining Logan's staff at ECU.

Berry is the son of the late Rueben Berry, a former Canadian Football League head coach and longtime mentor of the Saskatchewan Rough Riders.

The 49-year old Berry and his wife, Lisa have two daughters: Jordan, 23, and Ryleigh, 8.

BERRY VS ALL OPPONENTS (AT ULM)

Air Force.....	0-3 (0-0)
Arkansas.....	0-1 (0-1)
Arkansas State.....	0-1 (0-1)
Auburn.....	0-1 (0-1)
Boston College.....	0-2 (0-0)
Buffalo.....	1-2 (0-0)
Central Florida.....	0-1 (0-0)
Cincinnati.....	0-2 (0-0)
Connecticut.....	0-1 (0-0)
Colgate.....	1-0 (0-0)
East Carolina.....	0-4 (0-0)
Eastern Illinois.....	2-1 (0-0)
Florida Atlantic.....	1-0 (1-0)
FIU.....	0-1 (0-1)
Georgia Southern.....	0-1 (0-0)
Hofstra.....	1-0 (0-0)
Holy Cross.....	0-1 (0-0)
Houston.....	1-2 (0-0)
Indiana State.....	2-2 (0-0)
Kansas.....	0-1 (0-0)
Kentucky State.....	1-0 (0-0)
UL-Lafayette.....	0-0 (0-0)
Louisville.....	0-3 (0-0)
LSU.....	0-0 (0-0)
Memphis.....	0-3 (0-0)
Middle Tennessee.....	0-1 (0-1)
Minnesota.....	0-1 (0-0)
Missouri State.....	1-3 (0-0)
Navy.....	1-2 (0-0)
New Mexico State.....	0-0 (0-0)
North Texas.....	0-1 (0-0)
Northern Iowa.....	2-2 (0-0)
Northwestern State.....	0-1 (0-0)
Rutgers.....	0-2 (0-0)
South Florida.....	0-2 (0-0)
Southeast Missouri State.....	3-0 (0-0)
Southern Illinois.....	2-2 (0-0)
Southern Miss.....	0-1 (0-0)
Southern Utah.....	1-1 (0-0)
Southeastern Louisiana.....	1-0 (1-0)
St. Francis.....	1-0 (0-0)
TCU.....	0-3 (0-0)
Tennessee Tech.....	1-0 (0-0)
Troy.....	1-0 (1-0)
Truman State.....	1-0 (0-0)
Tulane.....	3-1 (0-0)
Western Illinois.....	1-3 (0-0)
Western Kentucky.....	1-0 (1-0)
UAB.....	0-3 (0-0)
UNLV.....	0-1 (0-0)
Youngstown State.....	3-1 (0-0)

2010 opponents in bold

SUPERLATIVES UNDER TODD BERRY

ULM Team Superlatives

Points Scored	35 at Western Kentucky (10/16/10)
Low	35 at FIU (11/6/10)
Low	3 at Auburn (10/2/10)
First Downs	25 at FIU (11/6/10)
Low	10 vs. Arkansas (9/11/10)
Rushing Plays	52 vs. Southeastern Louisiana (9/25/10)
Low	28 at Middle Tennessee (10/23/10)
Net Rushing Yards	191 vs. Troy (10/30/10)
Low	-4 at Middle Tennessee (10/23/10)
Passes Attempted	45 at Middle Tennessee (10/23/10)
Low	19 vs. Arkansas (9/11/10)
Passes Completed	29 at Auburn (10/2/10)
Low	29 at FIU (11/6/10)
Low	8 vs. Arkansas (9/11/10)
Net Passing Yards	366 at FIU (11/6/10)
Low	72 vs. Arkansas (9/11/10)
Total Offensive Plays	86 vs. Southeastern Louisiana (9/25/10)
Low	56 vs. Arkansas (9/11/10)
Total Net Yards	482 at FIU (11/6/10)
Low	188 vs. Arkansas (9/11/10)
Penalties	15 vs. Southeastern Louisiana (9/25/10)
Low	5 vs. Florida Atlantic (10/9/10)
Low	5 at FIU (11/6/10)
Penalty Yards	121 vs. Southeastern Louisiana (9/25/10)
Low	25 vs. Florida Atlantic (10/9/10)

ULM Player Superlatives

Rushing Attempts	22 by Kolton Browning vs. Southeastern Louisiana (9/25/10)
Net Rushing Yards	83 by Kolton Browning at Arkansas State (9/18/10)
Rushing TDs	2 by Jyruss Edwards at Western Kentucky (10/16/10)
Low	2 by Kolton Browning vs. Troy (10/30/10)
Pass Attempts	43 by Kolton Browning at Middle Tennessee (10/23/10)
Pass Completions	27 by Kolton Browning at FIU (11/6/10)
Net Passing Yards	282 by Kolton Browning vs. Florida Atlantic (10/9/10)
Passing TDs	3 by Kolton Browning at FIU (11/6/10)
Receptions	9 by Luther Ambrose at Middle Tennessee (10/23/10)
Receiving Yards	146 by Tavarese Maye at FIU (11/6/10)
TD Receptions	1 by 12 Players
Punts	10 by Aaron Munoz at Middle Tennessee (10/23/10)
Punt Average	46.0 by Aaron Munoz at FIU (11/6/10)
FG Made	2 by Radi Jabour at FIU (11/6/10)
Interceptions	1 by 11 Players
Tackles	13 by Jason Edwards at Arkansas State (9/18/10)

ULM Individual Long Plays

Rushing	43 by Tavarese Maye vs. Troy (10/30/10)
Passing	82 by Kolton Browning at FIU (11/6/10)
Receiving	82 by Tavarese Maye at FIU (11/6/10)
Field Goal	42 by Radi Jabour at FIU (11/6/10)
Punt	60 by Aaron Munoz vs. Arkansas (9/11/10)
Punt Return	9 by Robert Nelson at Western Kentucky (10/16/10)
Kickoff Return	37 by Jyruss Edwards vs. Troy (10/30/10)

Opponents Team Superlatives

Points Scored	52 at Auburn (10/2/10)
Low	14 vs. Troy (10/30/10)
First Downs	26 vs. Arkansas (9/11/10)
Low	26 at Arkansas State (9/18/10)
Low	16 vs. Southeastern Louisiana (9/25/10)
Low	16 vs. Florida Atlantic (10/9/10)
Rushing Plays	55 at Middle Tennessee (10/23/10)
Low	24 vs. Southeastern Louisiana (9/25/10)
Net Rushing Yards	244 at Middle Tennessee (10/23/10)
Low	54 vs. Southeastern Louisiana (9/25/10)
Passes Attempted	43 vs. Arkansas (9/11/10)
Low	19 at Middle Tennessee (10/23/10)
Passes Completed	28 vs. Arkansas (9/11/10)
Low	11 at Middle Tennessee (10/23/10)
Net Passing Yards	366 at FIU (11/6/10)
Low	141 vs. Florida Atlantic (10/9/10)
Total Offensive Plays	81 at Arkansas State (9/18/10)
Low	57 at Auburn (10/2/10)
Total Net Yards	505 at Auburn (10/2/10)
Low	266 vs. Southeastern Louisiana (9/25/10)
Penalties	12 at Arkansas State (9/18/10)
Low	2 at Auburn (10/2/10)
Penalty Yards	104 at Arkansas State (9/18/10)
Low	15 at Auburn (10/2/10)

Opponent Player Superlatives

Rushing Attempts	32 by Bobby Rainey at Western Kentucky (10/16/10)
Net Rushing Yards	169 by Bobby Rainey at Western Kentucky (10/16/10)
Rushing TDs	2 by Alfred Morris vs. Florida Atlantic (10/9/10)
Low	2 by Bobby Rainey at Western Kentucky (10/16/10)
Pass Attempts	43 by Ryan Mallett vs. Arkansas (9/11/10)
Pass Completions	28 by Ryan Mallett vs. Arkansas (9/11/10)
Net Passing Yards	400 by Ryan Mallett vs. Arkansas (9/11/10)
Passing TDs	3 by Ryan Mallett vs. Arkansas (9/11/10)
Low	by Cam Newton at Auburn (10/2/10)
Low	by Wes Carroll at FIU (11/6/10)
Receptions	12 by Greg Childs vs. Arkansas (9/11/10)
Receiving Yards	146 by Greg Childs vs. Arkansas (9/11/10)
TD Receptions	2 by Greg Childs vs. Arkansas (9/11/10)
Low	2 by Simmie Yarborough vs. Southeastern Louisiana (9/25/10)
Low	2 by T.Y. Hilton at FIU (11/6/10)
Punts	8 by Will Goggans vs. Troy (10/30/10)
Punt Average	51.7 by Josh Davis at Middle Tennessee (10/23/10)
FG Made	2 by Bobby Zalud at Arkansas State (9/18/10)
Interceptions	2 by M.D. Jennings at Arkansas State (9/18/10)
Tackles	17 by Mark Newbill vs. Southeastern Louisiana (9/25/10)

Opponent Individual Long Plays

Rushing	50 by Ontario McCalebb at Auburn (10/2/10)
Passing	94 by Cam Newton at Auburn (10/2/10)
Receiving	94 by Emory Blake at Auburn (10/2/10)
Field Goal	37 by Bobby Zalud at Arkansas State (9/18/10)
Punt	60 by Josh Davis at Middle Tennessee (10/23/10)
Punt Return	19 by Joe Adams vs. Arkansas (9/11/10)
Kickoff Return	95 by T.Y. Hilton at FIU (11/6/10)

SUPERLATIVES UNDER TODD BERRY

Most Points

1. 35 at FIU (11/6/10)
35 at Western Kentucky (10/16/10)
3. 28 vs. Troy (10/30/10)
4. 21 vs. Southeastern Louisiana (9/25/10)
5. 20 at Arkansas State (9/18/10)
20 vs. Florida Atlantic (10/9/10)

Fewest Points Allowed:

1. 14 vs. Troy (10/30/10)
2. 17 vs. Florida Atlantic (10/9/10)
3. 20 vs. Southeastern Louisiana (9/25/10)
4. 30 at Western Kentucky (10/16/10)
5. 31 vs. Arkansas (9/11/10)

Most First Downs

1. 25 at FIU (11/6/10)
2. 22 vs. Troy (10/30/10)
22 vs. Southeastern Louisiana (9/25/10)
4. 21 vs. Florida Atlantic (10/9/10)
5. 20 at Auburn (10/2/10)

Fewest First Downs Allowed

1. 16 vs. Southeastern Louisiana (9/25/10)
16 vs. Florida Atlantic (10/9/10)
3. 17 vs. Troy (10/30/10)
4. 20 at Middle Tennessee (10/23/10)
5. 21 at Western Kentucky (10/16/10)

Most Rushing Attempts

1. 52 vs. Southeastern Louisiana (9/25/10)
2. 49 vs. Troy (10/30/10)
3. 40 vs. Florida Atlantic (10/9/10)
4. 39 at FIU (11/6/10)
5. 37 vs. Arkansas (9/11/10)

Fewest Rushing Attempts -- Opponent

1. 24 vs. Southeastern Louisiana (9/25/10)
2. 30 vs. Troy (10/30/10)
3. 31 vs. Arkansas (9/11/10)
4. 33 at Auburn (10/2/10)
5. 37 vs. Florida Atlantic (10/9/10)

Most Rushing Yards

1. 191 vs. Troy (10/30/10)
2. 131 at Western Kentucky (10/16/10)
3. 124 at Arkansas State (9/18/10)
4. 116 vs. Arkansas (9/11/10)
116 at FIU (11/6/10)

Fewest Rushing Yards Allowed

1. 54 vs. Southeastern Louisiana (9/25/10)
2. 99 vs. Arkansas (9/11/10)
3. 118 vs. Troy (10/30/10)
4. 140 vs. Florida Atlantic (10/9/10)
5. 180 at Western Kentucky (10/16/10)

Most Passes Attempted

1. 45 at Middle Tennessee (10/23/10)
2. 42 vs. Florida Atlantic (10/9/10)
3. 41 at Auburn (10/2/10)
4. 40 at FIU (11/6/10)
5. 35 at Western Kentucky (10/16/10)

Most Passes Completed

1. 29 at FIU (11/6/10)
29 at Auburn (10/2/10)
3. 27 at Middle Tennessee (10/23/10)
4. 26 vs. Florida Atlantic (10/9/10)
5. 23 vs. Southeastern Louisiana (9/25/10)

Fewest Passes Attempted -- Opponent

1. 19 at Middle Tennessee (10/23/10)
2. 23 at Western Kentucky (10/16/10)
3. 24 at Auburn (10/2/10)
4. 26 vs. Florida Atlantic (10/9/10)
5. 27 at FIU (11/6/10)

Fewest Passes Completed -- Opponent

1. 11 at Middle Tennessee (10/23/10)
2. 13 vs. Florida Atlantic (10/9/10)
13 at Western Kentucky (10/16/10)
4. 16 vs. Troy (10/30/10)
5. 17 at FIU (11/6/10)
17 at Auburn (10/2/10)

Most Passing Yards

1. 366 at FIU (11/6/10)
2. 338 vs. Florida Atlantic (10/9/10)
3. 273 at Middle Tennessee (10/23/10)
4. 267 at Arkansas State (9/18/10)
5. 249 vs. Southeastern Louisiana (9/25/10)

Fewest Passing Yards Allowed

1. 141 vs. Florida Atlantic (10/9/10)
2. 164 at Western Kentucky (10/16/10)
3. 167 vs. Troy (10/30/10)
4. 212 vs. Southeastern Louisiana (9/25/10)
5. 219 at Middle Tennessee (10/23/10)

Most Total Offense

1. 482 at FIU (11/6/10)
2. 428 vs. Troy (10/30/10)
3. 418 vs. Florida Atlantic (10/9/10)
4. 391 at Arkansas State (9/18/10)
5. 363 vs. Southeastern Louisiana (9/25/10)

Fewest Total Yards Allowed

1. 266 vs. Southeastern Louisiana (9/25/10)
2. 281 vs. Florida Atlantic (10/9/10)
3. 285 vs. Troy (10/30/10)
4. 344 at Western Kentucky (10/16/10)
5. 463 at Middle Tennessee (10/23/10)

Punting Average (Min. 4 Punts)

1. 46.0 at FIU (11/6/10)
2. 41.6 vs. Arkansas (9/11/10)
3. 41.0 vs. Troy (10/30/10)
4. 39.5 at Middle Tennessee (10/23/10)
5. 38.0 at Auburn (10/2/10)

Highest Time of Possession

1. 38:11 vs. Southeastern Louisiana (9/25/10)
2. 36:52 at Auburn (10/2/10)
3. 34:17 vs. Florida Atlantic (10/9/10)
4. 31:13 at Middle Tennessee (10/23/10)
5. 30:08 at FIU (11/6/10)

2010 BIG PLAYS (20+ YARDS)

ULM

Yards	Type	Player(s)	Opponent
82	Pass	Kolton Browning to Tavares Maye	FIU
56	Pass	Aaron Munoz to Zach Rhodes	Fla. Atlantic
52	Pass	Kolton Browning to Anthony McCall	Fla. Atlantic
48	Pass	Kolton Browning to Tavares Maye (TD)	Troy
47	Pass	Kolton Browning to Tavares Maye (TD)	SE Louisiana
43	Run	Tavares Maye (TD)	Troy
39	Pass	Kolton Browning to Luther Ambrose	SE Louisiana
35	Pass	Kolton Browning to Anthony McCall	Ark State
34	Pass	Luke Russell to Anthony McCall	MTSU
33	Run	Jyruss Edwards (TD)	WKU
33	Pass	Kolton Browning to Brent Leonard (TD)	Ark State
33	Pass	Kolton Browning to Anthony McCall	Ark State
31	Pass	Kolton Browning to Anthony McCall	MTSU
29	Pass	Kolton Browning to Brent Leonard	Ark State
28	Pass	Kolton Browning to Frank Goodin	MTSU
26	Pass	Kolton Browning to Tavares Maye	FIU
26	Pass	Kolton Browning to Luther Ambrose (TD)	WKU
25	Pass	Kolton Browning to Luther Ambrose	Ark State
25	Pass	Kolton Browning to Luther Ambrose (TD)	Arkansas
24	Pass	Kolton Browning to Luther Ambrose	WKU
24	Pass	Kolton Browning to Frank Goodin	WKU
23	Pass	Kolton Browning to Anthony McCall	FIU
23	Pass	Kolton Browning to Brent Leonard	Fla. Atlantic
21	Pass	Kolton Browning to Anthony McCall	FIU
21	Run	Kolton Browning	Troy
21	Pass	Kolton Browning to Brent Leonard	MTSU
21	Pass	Kolton Browning to Tavares Maye	MTSU
21	Pass	Kolton Browning to Brent Leonard	Auburn
20	Pass	Kolton Browning to Luther Ambrose	Fla. Atlantic

Type

Rushing	3
Passing	26

Rushing

Tavares Maye	1
Kolton Browning	1
Jyruss Edwards	1

Passing

Kolton Browning	24
Luke Russell	1
Aaron Munoz	1

Receiving

Anthony McCall	7
Luther Ambrose	6
Brent Leonard	5
Tavares Maye	5
Frank Goodin	2
Zach Rhodes	1

Opponent

Arkansas	1
Arkansas State	5
SE Louisiana	2
Auburn	1
Florida Atlantic	4
Western Kentucky	4
Middle Tennessee	5
Troy	3
FIU	4

Yards

20-29	16
30-39	6
40-49	3
50-59	3
60-69	0
70-79	0
80-89	1
90-100	0

Opponents

Yards	Type	Player(s)	Opponent
94	Pass	Cam Newton to Emory Blake	Auburn
75	Pass	Dwight Dasher to Phillip Tanner	MTSU
67	Pass	Wes Carroll to T.Y. Hilton (TD)	FIU
53	Pass	Dwight Dasher to Tyler Mason (TD)	MTSU
50	Run	Ontario McCaleb	Auburn
47	Pass	Ryan Mallett to Joe Adams	Arkansas
42	Pass	Ryan Aplin to Carlos McCants	Ark State
40	Pass	Ryan Mallett to Jarius Wright	Arkansas
39	Run	Dwight Dasher	MTSU
37	Pass	Antonio Andrews to Marcus Vasquez (TD)	WKU
36	Pass	Ryan Aplin to Anthony Robinson	Ark State
35	Pass	Tyler Beatty to Simmie Yarborough	SE Louisiana
35	Pass	Ryan Mallett to R. Wingo (TD)	Arkansas
34	Pass	Ryan Aplin to Dwayne Frampton (TD)	Ark State
33	Run	Bobby Rainey	WKU
29	Run	Shawn Southward	Troy
28	Pass	Corey Robinson to Jamel Johnson (TD)	Troy
26	Run	J Harden	FIU
26	Pass	Cam Netwon to Phillip Lutzenkirchen	Auburn
26	Pass	Ryan Aplin to Roderick Hall	Ark State
26	Pass	Ryan Mallett to Joe Adams	Arkansas
25	Run	T.Y. Hilton (TD)	FIU
25	Run	Phillip Tanner (TD)	MTSU
25	Run	Dwight Dasher	MTSU
25	Pass	Jeff Van Camp to Rob Housler	Fla. Atlantic
25	Run	Mario Fannin	Auburn
25	Pass	Tyler Beatty to Simmie Yarborough	SE Louisiana
24	Run	Darian Mallary	FIU
24	Pass	Ryan Mallett to Jarius Wright	Arkansas
23	Pass	Corey Robinson to Jason Bruce	Troy
23	Run	Phillip Butterfield	Ark State
22	Pass	Dwight Dasher to Tyler Mason	MTSU
22	Run	Alfred Morris	Fla. Atlantic
22	Pass	Ryan Mallett to Greg Childs	Arkansas
21	Pass	Dwight Dasher to Greg Andrews	MTSU
21	Pass	Kawaun Jakes to Bobby Rainey	WKU
21	Run	Greg Johnson	SE Louisiana
20	Run	J Harden	FIU
20	Pass	Wes Carroll to T.Y. Hilton (TD)	FIU
20	Pass	Corey Robinson to D.J. Taylor	Troy
20	Pass	Kawaun Jakes to Willie McNeal	WKU
20	Run	Bobby Rainey	WKU

Type

Rushing	15
Passing	27

Opponent

Arkansas	6
Arkansas State	5
SE Louisiana	3
Auburn	4
Florida Atlantic	2
Western Kentucky	5
Middle Tennessee	7
Troy	4
FIU	6

Yards

20-29	27
30-39	7
40-49	3
50-59	2
60-69	1
70-79	1
80-89	0
90-99	1

ULM OFFENSIVE DRIVES

ARKANSAS GAME

PLAYS	YARDS	TIME	RESULT
3	-3	1:47	Punt
3	2	1:51	Punt
3	-4	1:05	Punt
3	6	1:38	Punt
11	37	5:50	Punt
3	-4	2:06	Punt
2	-6	1:03	End of Half
3	7	1:36	Punt
1	2	0:16	Fumble
6	14	2:51	Interception
6	17	2:29	Punt
9	77	3:34	*TOUCHDOWN
3	-2	1:23	Punt

ARKANSAS STATE GAME

PLAYS	YARDS	TIME	RESULT
3	-5	2:10	Punt
3	7	1:45	Punt
9	61	4:12	Missed FG
7	77	2:52	*TOUCHDOWN
5	22	1:08	Interception
3	15	0:31	End of Half
10	80	4:11	*TOUCHDOWN
11	54	4:51	Interception
8	73	3:46	*TOUCHDOWN
4	-3	0:39	Downs

SE LOUISIANA GAME

PLAYS	YARDS	TIME	RESULT
3	7	1:46	Punt
3	6	1:30	Punt
19	89	8:47	*TOUCHDOWN
3	1	2:12	Punt
6	60	2:15	*TOUCHDOWN
3	-1	1:14	Interception
5	16	0:56	End of half
5	12	2:28	Fumble
13	64	5:07	Downs
5	18	6:09	Punt
1	47	0:10	*TOUCHDOWN
3	-20	1:39	Punt
0	1	0:00	Fumble
13	36	6:31	Punt
4	7	1:30	End of half

AUBURN GAME

PLAYS	YARDS	TIME	RESULT
5	9	3:24	Punt
14	61	5:51	*FIELD GOAL
14	64	6:57	Interception
3	-8	2:31	Punt
5	3	1:23	Punt
1	-5	0:36	End of Half
5	19	2:48	Punt
5	20	2:11	Fumble
4	22	1:34	Fumble
8	14	3:51	Fumble
11	43	5:46	Downs

FLORIDA ATLANTIC GAME

PLAYS	YARDS	TIME	RESULT
4	12	2:30	Punt
12	92	4:27	Missed FG
7	43	3:49	Fumble
13	65	5:47	*TOUCHDOWN
5	35	1:54	Interception
9	36	2:49	*FIELD GOAL
3	7	1:27	Punt
3	0	2:24	Punt
6	25	2:16	Downs
8	33	3:33	Punt
9	55	1:41	*TOUCHDOWN
5	9	1:33	End of Half

WESTERN KENTUCKY GAME

PLAYS	YARDS	TIME	RESULT
3	-3	1:57	Punt
4	12	1:51	Punt
3	-7	1:38	Punt
5	10	2:40	Punt
4	5	0:50	Downs
5	56	2:12	*TOUCHDOWN
5	25	0:56	End of Half
6	25	3:38	Punt
5	11	1:02	Downs
7	60	1:53	*TOUCHDOWN
11	53	4:02	*TOUCHDOWN
7	61	2:16	*TOUCHDOWN
2	-2	0:48	End of Half

MIDDLE TENNESSEE GAME

PLAYS	YARDS	TIME	RESULT
5	32	1:33	Interception
5	22	3:02	Punt
13	52	4:35	*FIELD GOAL
3	-4	1:34	Punt
3	-11	1:21	Punt
3	8	0:44	Interception
6	18	2:06	Punt
9	44	1:44	Downs
3	-7	1:20	Punt
3	8	1:45	Punt
5	30	2:50	Punt
3	-1	1:15	Punt
5	16	2:32	Punt
5	46	1:59	*TOUCHDOWN
3	9	2:09	Punt

TROY GAME

PLAYS	YARDS	TIME	RESULT
4	27	1:20	Fumble
3	54	1:28	*TOUCHDOWN
12	80	5:38	*TOUCHDOWN
3	-2	1:29	Punt
5	30	2:17	Punt
4	59	1:55	*TOUCHDOWN
3	3	1:29	Punt
5	-4	1:07	Downs
7	30	3:16	Punt
9	60	4:25	*TOUCHDOWN
6	15	2:39	Punt
3	8	1:55	Punt
7	24	3:33	Punt
3	8	1:33	Punt
6	6	2:06	Downs

FIU GAME

PLAYS	YARDS	TIME	RESULT
9	67	3:55	*TOUCHDOWN
14	48	6:01	*TOUCHDOWN
7	12	4:25	Punt
3	0	0:56	Punt
5	22	1:32	Punt
9	80	3:49	*TOUCHDOWN
11	68	4:20	*FIELD GOAL
3	5	1:18	Punt
3	98	0:54	*TOUCHDOWN
4	22	2:39	Punt
2	6	0:13	Interception
4	25	0:00	*TOUCHDOWN
7	17	0:00	Downs

FIELD POSITION

Opponent	ULM (Regulation)				Opponent	Opponents (Regulation)			
	No. of Drives	Avg. Start	Inside 20	Past 50		No. of Drives	Avg. Start	Inside 20	Past 50
Arkansas	13	Own 25	1	2	Arkansas	13	Own 40	7	12
Arkansas State	10	Own 27	4	5	Arkansas State	10	Own 39	6	8
SE Louisiana	15	Own 31	2	6	SE Louisiana	14	Own 36	4	6
Auburn	11	Own 22	1	5	Auburn	11	Own 43	8	10
Florida Atlantic	12	Own 31	5	8	Florida Atlantic	12	Own 29	4	5
Western Kentucky	13	Own 35	4	9	Western Kentucky	13	Own 33	5	6
Middle Tennessee	15	Own 29	2	6	Middle Tennessee	15	Own 29	6	9
Troy	15	Own 27	5	5	Troy	16	Own 33	4	8
FIU	11	Own 23	4	6	FIU	11	Own 35	4	6
LSU					LSU				
North Texas					North Texas				
UL-Lafayette					UL-Lafayette				
Totals	115	Own 26.5	28	52	Totals	115	Own 35.3	48	70

DRIVE STATISTICS

Opponent	No.	ULM (Regulation)						Opponent	No.	Opponents (Regulation)					
		3 & Out		Pct.		Score				3 & Out		Pct.		Score	
Arkansas	13	7	53.8	1	7.7	1	7.7	Arkansas	13	1	7.7	5	38.5	4	30.8
Arkansas State	10	4	40.0	3	30.0	3	30.0	Arkansas State	10	3	30.0	6	60.0	4	40.0
SE Louisiana	15	5	33.3	3	20.0	3	20.0	SE Louisiana	14	5	35.7	3	21.4	3	21.4
Auburn	11	1	9.1	1	9.1	0	0.0	Auburn	11	0	0.0	8	72.7	7	63.6
Florida Atlantic	12	2	16.7	3	25.0	2	16.7	Florida Atlantic	12	2	16.7	3	25.0	2	16.7
Western Kentucky	13	2	15.4	4	30.8	4	30.8	Western Kentucky	13	3	23.1	5	38.5	4	30.8
Middle Tennessee	15	7	46.7	2	13.3	1	6.7	Middle Tennessee	15	2	13.3	5	33.3	4	26.7
Troy	15	5	33.3	4	26.7	4	26.7	Troy	16	5	31.3	2	12.5	2	12.5
FIU	11	2	18.2	5	45.5	3	27.3	FIU	11	1	9.1	4	36.4	4	36.4
LSU								LSU							
North Texas								North Texas							
UL-Lafayette								UL-Lafayette							
Total	115	35	30.4	26	22.6	21	18.3	Total	115	22	19.1	41	35.7	32	27.8

IN THE RED ZONE

Opponent	ULM (Regulation)					Opponent	Opponents (Regulation)				
	Times in		Score		FG		Times in		Score		FG
Arkansas	0	0	0.0	0		0.0	Arkansas	4	3	75.0	
Arkansas State	4	2	50.0	0	50.0	Arkansas State	6	3	50.0	2	83.3
SE Louisiana	2	1	50.0	0	50.0	SE Louisiana	4	3	75.0	0	75.0
Auburn	1	0	0.0	1	100.0	Auburn	7	5	71.4	1	85.7
Florida Atlantic	5	2	40.0	1	60.0	Florida Atlantic	4	2	50.0	1	75.0
Western Kentucky	2	2	100.0	0	100.0	Western Kentucky	5	4	80.0	1	100.0
Middle Tennessee	2	1	50.0	1	100.0	Middle Tennessee	4	2	50.0	1	75.0
Troy	3	2	66.7	0	66.7	Troy	3	1	33.3	0	33.3
FIU	6	3	50.0	2	83.3	FIU	4	3	75.0	0	75.0
LSU						LSU					
North Texas						North Texas					
UL-Lafayette						UL-Lafayette					
Total	25	13	52.0	5	72.0	Total	41	26	63.4	7	80.5

3RD DOWN AND ...

Yards	ULM											Yards	Opponents														
	UA	ASU	SLU	AU	FAU	WKU	MTSU	TROY	FIU	LSU	UNT		ULL	Total	UA	ASU	SLU	AU	FAU	WKU	MTSU	TROY	FIU	LSU	UNT	ULL	Total
1-3	2-3	2-5	6-8	2-3	3-5	1-3	1-5	2-4	1-2				20-38	1-3	3-4	5-6	1-3	1-3	2-2	5-6	2-5	3-4	2-4				24-39
4-6	1-2	4-4	1-4	1-3	4-6	1-4	0-4	3-5	3-5				18-37	4-6	1-2	4-5	2-4	2-2	2-3	1-3	1-4	0-3	3-5				16-31
7-9	0-3	0-1	2-3	3-5	2-4	1-4	2-5	1-3	1-2				12-30	7-9	1-3	0-0	1-3	1-1	0-3	0-2	2-3	0-2	0-0				5-17
10-14	0-5	2-3	1-4	0-2	0-2	0-2	0-2	0-3	0-3				3-26	10-14	1-4	0-1	0-4	0-2	0-2	1-4	0-2	1-4	2-2				5-25
15+	0-1	0-0	0-1	0-2	0-3	0-1	0-2	0-2	1-3				1-15	15+	0-1	1-5	0-1	0-0	0-0	0-0	1-2	0-3	0-1				2-13
4+	1-11	6-11	4-12	4-12	6-14	2-11	2-13	4-13	5-13				34-110	4+	3-10	5-11	3-12	3-5	2-8	2-9	4-11	1-12	5-8				28-66
7+	0-9	2-4	3-8	3-9	2-9	1-7	2-9	1-8	2-8				16-71	7+	2-8	1-6	1-8	1-3	0-5	1-6	3-7	1-9	2-3				12-55
10+	0-6	2-3	1-5	0-4	0-5	0-3	0-4	0-5	1-6				4-41	10+	1-5	1-6	0-5	0-2	0-2	1-4	1-4	1-7	2-3				7-38
Total	3-14	8-13	10-20	6-15	9-20	3-14	3-18	6-17	6-15				54-146	Total	6-14	10-17	4-15	4-8	4-10	7-15	6-16	4-16	7-12				52-123

2010 ULM FOOTBALL ALPHABETICAL ROSTER

NUMERICAL ROSTER

No.	Name	Pos.	Ht.	Wt.	Cl.	Exp.	Hometown / Previous School	No.	Name	Pos.
66	Josh Allen	OL	6-2	257	Fr.	HS	Cedar Hill, Texas / Cedar Hill HS	2	Aaron Munoz	WR/P
	LaQuinton Allen	NT	5-10	289	Fr.	HS	Monroe, La. / Sterlington HS	3	Alex Ibe	S
22	Luther Ambrose	WR	5-9	179	Jr.	2L	St. James, La. / St. James HS	4	Zach Rhodes	QB
89	Ronnie Anderson	TE	6-2	232	Jr.	SQ	Baton Rouge, La. / Southern Lab HS	5	Frank Goodin	RB
	Mitchell Bailey	RB	6-1	218	So.	TR	Broken Bow, Okla. / Arkansas	6	Robert Nelson	CB
24	Shaq Belson	LB	5-9	223	Jr.	1L	Sunset, La. / Beau Chene HS	7	Jyruss Edwards	RB
35	Cameron Blakes	LB	6-1	223	So.	1L	Monroe, La. / Ouachita Parish HS	8	Khairi Usher	S
26	Nate Brown	CB	5-9	179	Jr.	2L	Wichita Falls, Texas / Burkburnett HS	9	Otis Peterson	CB
15	Kolton Browning	QB	6-1	196	R-Fr.	SQ	Mabank, Texas / Mabank HS	10	Tim Taylor	WR
75	Demiere Burkett	OL	6-2	286	Fr.	HS	Balch Springs, Texas / West Mesquite HS	12	Trey Revell	QB
67	Jeremy Burton	OL	6-2	319	Fr.	HS	Muskogee, Okla. / Muskogee HS	14	Cody Wells	QB
97	Kentarius Caldwell	DE	6-2	262	Fr.	HS	Richardson, Texas / Berkner HS	15	Kolton Browning	QB
49	C.C. Carpenter	LB	5-11	228	Jr.	1L	West Monroe, La. / West Monroe HS	17	Alvin Jordan	TE
73	Alex Chace	DS	5-11	288	Sr.	1L	Dumfries, Va. / Fork Union Military Academy	18	Brent Leonard	WR
36	Justin Criswell	CB	5-8	186	Fr.	HS	Morrilton, Ark. / Morrilton HS	19	Luke Russell	WR
	Trevor Dillard	S	5-10	176	Fr.	HS	Arcadia, La. / Arcadia HS	20	Carl Elie	RB
38	Centarius Donald	RB	6-0	208	Fr.	HS	Columbia, La. / Caldwell Parish HS	21	Troy Giddens	LB
52	Ken Dorsey	DE	6-0	271	Jr.	SQ	Homewood, Ala. / Homewood HS	22	Luther Ambrose	WR
53	Patrick Dvoracek	OL	6-4	304	So.	JC	Fort Riley, Kan. / Trinity Valley CC	24	Shaq Belson	LB
27	Vincent Eddie	CB	5-8	154	Fr.	HS	Desoto, Texas / Desoto HS	25	Isaiah Newsome	S
77	Malcolm Edmond	DE	6-1	229	Fr.	HS	Texarkana, Texas / Liberty-Eylau HS	26	Nate Brown	CB
54	Jason Edwards	LB	5-11	235	Jr.	1L	Baton Rouge, La. / Amite HS	27	Vincent Eddie	CB
7	Jyruss Edwards	RB	5-11	189	R-Fr.	HS	White Castle, La. / White Castle HS	28	Rodney Lovett	RB
20	Carl Elie	RB	5-8	196	So.	SQ	Immokalee, Fla. / Immokalee HS	29	Monterrell Washington	RB
55	Troy Evans	DE	6-2	263	Jr.	2L	Shreveport, La. / Evangel Christian Academy	30	Brandon Hardy	S
78	Jon Fisher	OL	6-3	299	Fr.	HS	Oxford, Miss. / Oxford HS	31	Henry Mitchell	S
	Dennis Fontenot	DE	6-3	212	Fr.	HS	Opelousas, La. / Opelousas Catholic HS	32	Oliver Jackson	S
63	Conner Fryoux	P	5-8	178	Fr.	HS	Gonzales, La. / Dutchtown HS	34	Todd Muse	WR
21	Troy Giddens	LB	6-0	217	Sr.	SQ	Hammond, La. / Copiah-Lincoln CC	35	Cameron Blakes	LB
56	Jonathan Gill	OL	6-3	306	So.	1L	South Grand Prairie, Texas / South Grand Prairie HS	36	Justin Criswell	CB
50	Bryan Glenn	NT	6-3	278	Sr.	1L	Chicago, Ill. / Joilet JC	37	Darius Prelow	S
	Marcus Godfrey	CB	5-9	190	Fr.	HS	Gonzales, La. / Dutchtown HS	38	Centarius Donald	RB
5	Frank Goodin	RB	5-9	201	Sr.	3L	West Monroe, La. / West Monroe HS	41	Lincston Jones	LB
84	Julian Griffin	WR	6-2	200	Jr.	2L	Gladewater, Texas / Gladewater HS	42	Theo Smith	LB
86	Je'Ron Hamm	WR	6-3	206	Fr.	HS	Leesville, La. / Leesville HS	43	Tristan Warren	S
30	Brandon Hardy	S	5-10	201	So.	1L	Delhi, La. / Delhi Charter HS	44	Jordan Landry	DE
	Colby Harper	WR	6-0	170	Fr.	HS	Wylie, Texas / Wylie HS	46	Cordero Smith	S
	Wayne Hendricks	OL	6-1	245	Fr.	HS	West Monroe, La. / West Monroe HS	48	Roland Veal	S
58	Elliot Hilliard	DE	6-3	254	Fr.	HS	Kileen, Texas / Shoemaker HS	49	C.C. Carpenter	LB
	Greg Hudson	RB	5-9	196	Fr.	HS	Monroe, La. / Richwood HS	50	Bryan Glenn	NT
92	Quantez Hunter	NT	6-3	266	Sr.	SQ	Virginia Beach, Va. / City College of San Francisco	52	Ken Dorsey	DE
3	Alex Ibe	S	6-2	214	Sr.	2L	North Richland Hills, Texas / Nolan Catholic HS	53	Patrick Dvoracek	OL
85	Radi Jabour	K	6-0	187	Jr.	2L	LaPlace, La. / East St. John HS	54	Jason Edwards	LB
32	Oliver Jackson	S	5-11	186	R-Fr.	SQ	Amite, La. / Amite HS	55	Troy Evans	DE
90	Emanuel Jefferies	DE	6-2	263	R-Fr.	SQ	Jackson, Miss. / Forest Hill HS	56	Jonathan Gill	OL
41	Lincston Jones	LB	6-0	240	Jr.	SQ	Marrero, La. / John Curtis HS	57	Anthony Montgomery	OL
17	Alvin Jordan	TE	6-2	261	Sr.	3L	Mesquite, Texas / Greenhill School	58	Elliot Hilliard	DE
71	Jordan Karriman	OL	6-4	290	Jr.	JC	Grove, Okla. / Northeast Oklahoma A&M College	59	John Nard	NT
87	Ty Kittle	TE	6-2	217	Jr.	1L	Torrington, Conn. / Torrington HS	63	Conner Fryoux	P
44	Jordan Landry	DE	6-3	224	Jr.	1L	St. James, La. / St. James HS	66	Josh Allen	OL
18	Brent Leonard	WR	6-1	176	So.	1L	Keller, Texas / Keller HS	67	Jeremy Burton	OL
	Rob'Donovan Lewis	CB	5-11	175	Fr.	HS	Jonesboro, La. / Memphis	69	Justin Roberts	OL
95	Darius Lively	DE	6-3	215	Fr.	HS	Lancaster, Texas / Lancaster HS	71	Jordan Karriman	OL
28	Rodney Lovett	RB	5-9	201	Sr.	2L	Pompano Beach, Fla. / Fort Scott CC	72	Ryan McCaul	OL
76	Christian Lyse	OL	6-2	338	R-Fr.	SQ	Rayville, La. / Mangham HS	73	Alex Chace	DS
81	Tavarese Maye	WR	5-11	168	R-Fr.	SQ	Petal, Miss. / Petal HS	74	Andrew Stout	OL
83	Anthony McCall	WR	6-1	187	Jr.	2L	Montgomery, Ala. / Montgomery Academy	75	Demiere Burkett	OL
72	Ryan McCaul	OL	6-5	285	Jr.	JC	Moore, Okla. / Northeast Oklahoma A&M College	76	Christian Lyse	OL
	Ian McCoig	QB	6-2	232	Fr.	HS	Georgetown, Texas / Georgetown HS	77	Malcolm Edmond	DE
80	Keavon Milton	DE	6-4	260	So.	1L	Canton, Texas / Canton HS	78	Jon Fisher	OL
31	Henry Mitchell	S	5-11	191	So.	SQ	Douglasville, Ga. / Douglas County HS	80	Keavon Milton	DE
57	Anthony Montgomery	OL	6-4	302	Jr.	SQ	Adamsville, Ala. / Minor HS	81	Tavarese Maye	WR
91	Aaron Moore	NT	5-10	270	Sr.	2L	Ponchatoula, La. / Ponchatoula HS	82	Kevin Steed	TE
2	Aaron Munoz	WR/P	5-11	188	R-Fr.	SQ	Pace, Fla. / Pace HS	83	Anthony McCall	WR
34	Todd Muse	WR	5-6	173	R-Fr.	SQ	LaPlace, La. / East St. John HS	84	Julian Griffin	WR
59	John Nard	NT	6-1	279	Fr.	HS	Shreveport, La. / Evangel Christian Academy	85	Radi Jabour	K
6	Robert Nelson	CB	5-10	159	So.	1L	Suwanee, Ga. / North Gwinnett HS	86	Je'Ron Hamm	WR
25	Isaiah Newsome	S	5-11	197	R-Fr.	SQ	Petal, Miss. / Petal HS	87	Ty Kittle	TE
9	Otis Peterson	CB	5-11	165	R-Fr.	SQ	Belle Chasse, La. / Belle Chasse HS	88	Zarrell Sanders	WR
37	Darius Prelow	S	6-0	209	Jr.	2L	Shreveport, La. / Southwood HS	89	Ronnie Anderson	TE
12	Trey Revell	QB	6-4	215	Sr.	3L	Havana, Fla. / Florida State HS	90	Emanuel Jefferies	DE
								91	Aaron Moore	NT
								92	Quantez Hunter	NT
								94	Madison Tharp	DS
								95	Darius Lively	DE
								97	Kentarius Caldwell	DE
								98	Ray Stovall	LB
								99	Rahvi Smith	NT
									LaQuinton Allen	NT
									Mitchell Bailey	RB
									Trevor Dillard	S
									Dennis Fontenot	DE
									Marcus Godfrey	CB
									Colby Harper	WR
									Wayne Hendricks	OL
									Greg Hudson	RB
									Rob'Donovan Lewis	CB
									Ian McCoig	QB
									Grafton Tucker	DE

2010 ULM FOOTBALL ALPHABETICAL ROSTER

No.	Name	Pos.	Ht.	Wt.	Cl.	Exp.	Hometown / Previous School
4	Zach Rhodes	QB	6-0	202	Sr.	SQ	New Braunfels, Texas / SMU
69	Justin Roberts	OL	6-4	304	Jr.	2L	Mt. Pleasant, Texas / Mt. Pleasant HS
19	Luke Russell	WR	5-10	171	Fr.	HS	Ponder, Texas / John H. Guyer HS
88	Zarrell Sanders	WR	5-11	179	So.	SQ	Shreveport, La. / Byrd HS
46	Cordero Smith	S	6-0	187	Fr.	HS	Garland, Texas / Naaman Forest HS
99	Rahvi Smith	NT	6-0	293	Jr.	SQ	Shreveport, La. / Huntington HS
42	Theo Smith	LB	5-11	214	Sr.	3L	New Orleans, La. / Jesuit HS
82	Kevin Steed	TE	6-4	217	R-Fr.	SQ	Lithia Springs, Ga. / Lithia Springs HS
74	Andrew Stout	OL	6-3	285	Sr.	2L	West Monroe, La. / West Monroe HS
98	Ray Stovall	LB	6-2	204	Fr.	HS	Tulsa, Okla. / Booker T. Washington HS
10	Tim Taylor	WR	5-9	181	Jr.	2L	Opelousas, La. / Opelousas Catholic HS
94	Madison Tharp	DS	6-0	193	R-Fr.	HS	Albertville, Ala. / Albertville HS
	Grafton Tucker	DE	6-0	230	Fr.	HS	Shreveport, La. / Captain Shreve HS
8	Khairi Usher	S	5-9	189	So.	1L	Meridian, Miss. / Meridian HS
48	Roland Veal	S	6-0	182	Fr.	HS	Houston, Texas / Cesar Chavez HS
43	Tristan Warren	S	6-1	200	R-Fr.	SQ	Brownsboro, Texas / Brownsboro HS
29	Monterrell Washington	RB	5-11	200	R-Fr.	SQ	Bryan, Texas / Bryan HS
14	Cody Wells	QB	5-11	191	So.	1L	Hoover, Ala. / Spain Park HS

COACHING STAFF

Head Coach: Todd Berry
Asst. Head Coach / Off. Coord. / TE: Steve Farmer
Def. Coordinator / Linebackers: Troy Reffett
Running Backs: Bryan Applewhite
Defensive Tackles: Leon Lett
Wide Receivers: Jason Nichols
Cornerbacks: Brandon Shelby
Defensive Ends: Everett Todd
Offensive Line: Vance Vice
Safeties: Adam Waugh
Strength & Conditioning: John Grieco
Offensive GA: Matt Clark
Defensive GA: Tyler Donaldson
Director of Operations: Vince Logan

2010 ULM FOOTBALL COACHING STAFF

GAME DAY LOCATION -- (F) FIELD; (PB) PRESS BOX



TODD BERRY (F)
HEAD COACH



TROY REFFETT (F)
DEFENSIVE COORD. / LINEBACKERS



BRYAN APPLEWHITE (F)
RUNNING BACKS / RECRUITING COORDINATOR



BRANDON SHELBY (F)
CORNERBACKS



STEVE FARMER (PB)
ASSISTANT HEAD COACH / OFF. COORD.
/ TIGHT ENDS



EVERETT TODD (F)
DEFENSIVE ENDS



LEON LETT (PB)
DEFENSIVE TACKLES



VANCE VICE (F)
OFFENSIVE LINE



JASON NICHOLS (F)
WIDE RECEIVERS



ADAM WAUGH (PB)
SAFETIES

Also in Press Box -- Offense GA Matt Clark & Defense GA Tyler Donaldson

2010 ULM FOOTBALL NUMERICAL ROSTER

ALPHABETICAL ROSTER

No.	Name	Pos.	Ht.	Wt.	Cl.	Exp.	Hometown / Previous School	No.	Name	Pos.
2	Aaron Munoz	WR/P	5-11	188	R-Fr.	SQ	Pace, Fla. / Pace HS	66	Josh Allen	OL
3	Alex Ibe	S	6-2	214	Sr.	2L	North Richland Hills, Texas / Nolan Catholic HS		LaQuinton Allen	NT
4	Zach Rhodes	QB	6-0	202	Sr.	SQ	New Braunfels, Texas / SMU	22	Luther Ambrose	WR
5	Frank Goodin	RB	5-9	201	Sr.	3L	West Monroe, La. / West Monroe HS	89	Ronnie Anderson	TE
6	Robert Nelson	CB	5-10	159	So.	1L	Suwanee, Ga. / North Gwinnett HS		Mitchell Bailey	RB
7	Jyruss Edwards	RB	5-11	189	R-Fr.	SQ	White Castle, La. / White Castle HS	24	Shaq Belson	LB
8	Khairi Usher	S	5-9	189	Sr.	1L	Meridian, Miss. / Meridian HS	35	Cameron Blakes	LB
9	Otis Peterson	CB	5-11	165	R-Fr.	SQ	Belle Chasse, La. / Belle Chasse HS	26	Nate Brown	CB
10	Tim Taylor	WR	5-9	181	Jr.	2L	Opelousas, La. / Opelousas Catholic HS	15	Kolton Browning	QB
12	Trey Revell	QB	6-4	215	Sr.	3L	Havana, Fla. / Florida State HS	75	Demiere Burkett	OL
14	Cody Wells	QB	5-11	191	So.	1L	Hoover, Ala. / Spain Park HS	67	Jeremy Burton	OL
15	Kolton Browning	QB	6-1	196	R-Fr.	SQ	Mabank, Texas / Mabank HS	97	Kentarius Caldwell	DE
17	Alvin Jordan	TE	6-2	261	Sr.	3L	Mesquite, Texas / Greenhill School	49	C.C. Carpenter	LB
18	Brent Leonard	WR	6-1	176	So.	1L	Keller, Texas / Keller HS	73	Alex Chace	DS
19	Luke Russell	WR	5-10	171	Fr.	HS	Ponder, Texas / John H. Guyer HS	36	Justin Criswell	CB
20	Carl Elie	RB	5-8	196	So.	SQ	Immokalee, Fla. / Immokalee HS		Trevor Dillard	S
21	Troy Giddens	LB	6-0	217	Sr.	SQ	Hammond, La. / Copiah-Lincoln CC	38	Centarius Donald	RB
22	Luther Ambrose	WR	5-9	179	Jr.	2L	St. James, La. / St. James HS	52	Ken Dorsey	DE
24	Shaq Belson	LB	5-9	223	Jr.	1L	Sunset, La. / Beau Chene HS	53	Patrick Dvoracek	OL
25	Isaiah Newsome	S	5-11	197	R-Fr.	SQ	Petal, Miss. / Petal HS	27	Vincent Eddie	CB
26	Nate Brown	CB	5-9	179	Jr.	2L	Wichita Falls, Texas / Burkburnett HS	77	Malcolm Edmond	DE
27	Vincent Eddie	CB	5-8	154	Fr.	HS	Desoto, Texas / Desoto HS	54	Jason Edwards	LB
28	Rodney Lovett	RB	5-9	201	Sr.	2L	Pompano Beach, Fla. / Fort Scott CC	7	Jyruss Edwards	RB
29	Monterrell Washington	RB	5-11	200	R-Fr.	SQ	Bryan, Texas / Bryan HS	20	Carl Elie	RB
30	Brandon Hardy	S	5-10	201	So.	1L	Delhi, La. / Delhi Charter HS	55	Troy Evans	DE
31	Henry Mitchell	S	5-11	191	So.	SQ	Douglasville, Ga. / Douglas County HS	78	Jon Fisher	OL
32	Oliver Jackson	S	5-11	186	R-Fr.	SQ	Amite, La. / Amite HS		Dennis Fontenot	DE
34	Todd Muse	WR	5-6	173	R-Fr.	SQ	LaPlace, La. / East St. John HS	63	Conner Fryoux	P
35	Cameron Blakes	LB	6-1	223	So.	1L	Monroe, La. / Ouachita Parish HS	21	Troy Giddens	LB
36	Justin Criswell	CB	5-8	186	Fr.	HS	Morrilton, Ark. / Morrilton HS	56	Jonathan Gill	OL
37	Darius Prelow	S	6-0	209	Jr.	2L	Shreveport, La. / Southwood HS	50	Bryan Glenn	NT
38	Centarius Donald	RB	6-0	208	Fr.	HS	Columbia, La. / Caldwell Parish HS		Marcus Godfrey	CB
41	Lincston Jones	LB	6-0	240	Jr.	SQ	Marrero, La. / John Curtis HS	5	Frank Goodin	RB
42	Theo Smith	LB	5-11	214	Sr.	3L	New Orleans, La. / Jesuit HS	84	Julian Griffin	WR
43	Tristan Warren	S	6-1	200	R-Fr.	SQ	Brownsboro, Texas / Brownsboro HS	86	Je'Ron Hamm	WR
44	Jordan Landry	DE	6-3	224	Jr.	1L	St. James, La. / St. James HS	30	Brandon Hardy	S
46	Cordero Smith	S	6-0	187	Fr.	HS	Garland, Texas / Naaman Forest HS		Colby Harper	WR
48	Roland Veal	S	6-0	182	Fr.	HS	Houston, Texas / Cesar Chavez HS		Wayne Hendricks	OL
49	C.C. Carpenter	LB	5-11	228	Jr.	1L	West Monroe, La. / West Monroe HS	58	Elliot Hilliard	DE
50	Bryan Glenn	NT	6-3	278	Sr.	1L	Chicago, Ill. / Joilet JC		Greg Hudson	RB
52	Ken Dorsey	DE	6-0	271	Jr.	SQ	Homewood, Ala. / Homewood HS	92	Quantez Hunter	NT
53	Patrick Dvoracek	OL	6-4	304	So.	JC	Fort Riley, Kan. / Trinity Valley CC	3	Alex Ibe	S
54	Jason Edwards	LB	5-11	235	Jr.	1L	Baton Rouge, La. / Amite HS	85	Radi Jabour	K
55	Troy Evans	DE	6-2	263	Jr.	2L	Shreveport, La. / Evangel Christian Academy	32	Oliver Jackson	S
56	Jonathan Gill	OL	6-3	306	So.	1L	South Grand Prairie, Texas / South Grand Prairie HS	90	Emanuel Jefferies	DE
57	Anthony Montgomery	OL	6-4	302	Jr.	SQ	Adamsville, Ala. / Minor HS	41	Lincston Jones	LB
58	Elliot Hilliard	DE	6-3	254	Fr.	HS	Kileen, Texas / Shoemaker HS	17	Alvin Jordan	TE
59	John Nard	NT	6-1	279	Fr.	HS	Shreveport, La. / Evangel Christian Academy	71	Jordan Karriman	OL
63	Conner Fryoux	P	5-8	178	Fr.	HS	Gonzales, La. / Dutchtown HS	87	Ty Kittle	TE
66	Josh Allen	OL	6-2	257	Fr.	HS	Cedar Hill, Texas / Cedar Hill HS	44	Jordan Landry	DE
67	Jeremy Burton	OL	6-2	319	Fr.	HS	Muskogee, Okla. / Muskogee HS	18	Brent Leonard	WR
69	Justin Roberts	OL	6-4	304	Jr.	2L	Mt. Pleasant, Texas / Mt. Pleasant HS		Rob'Donovan Lewis	CB
71	Jordan Karriman	OL	6-4	290	Jr.	JC	Grove, Okla. / Northeast Oklahoma A&M College	95	Darius Lively	DE
72	Ryan McCaul	OL	6-5	285	Jr.	JC	Moore, Okla. / Northeast Oklahoma A&M College	28	Rodney Lovett	RB
73	Alex Chace	DS	5-11	288	Sr.	1L	Dumfries, Va. / Fork Union Military Academy	76	Christian Lyrse	OL
74	Andrew Stout	OL	6-3	285	Sr.	2L	West Monroe, La. / West Monroe HS	81	Tavarese Maye	WR
75	Demiere Burkett	OL	6-2	286	Fr.	HS	Balch Springs, Texas / West Mesquite HS	83	Anthony McCall	WR
76	Christian Lyrse	OL	6-2	338	R-Fr.	SQ	Rayville, La. / Mangham HS	72	Ryan McCaul	OL
77	Malcolm Edmond	DE	6-1	229	Fr.	HS	Texarkana, Texas / Liberty-Eylau HS		Ian McCoig	QB
78	Jon Fisher	OL	6-3	299	Fr.	HS	Oxford, Miss. / Oxford HS	80	Keavon Milton	DE
80	Keavon Milton	DE	6-4	260	So.	1L	Canton, Texas / Canton HS	31	Henry Mitchell	S
81	Tavarese Maye	WR	5-11	168	R-Fr.	SQ	Petal, Miss. / Petal HS	57	Anthony Montgomery	OL
82	Kevin Steed	TE	6-4	217	R-Fr.	SQ	Lithia Springs, Ga. / Lithia Springs HS	91	Aaron Moore	NT
83	Anthony McCall	WR	6-1	187	Jr.	2L	Montgomery, Ala. / Montgomery Academy	2	Aaron Munoz	WR/P
84	Julian Griffin	WR	6-2	200	Jr.	2L	Gladewater, Texas / Gladewater HS	34	Todd Muse	P
85	Radi Jabour	K	6-0	187	Jr.	2L	LaPlace, La. / East St. John HS	59	John Nard	NT
86	Je'Ron Hamm	WR	6-3	206	Fr.	HS	Leesville, La. / Leesville HS	6	Robert Nelson	CB
87	Ty Kittle	TE	6-2	217	Jr.	1L	Torrington, Conn. / Torrington HS	25	Isaiah Newsome	S
88	Zarrell Sanders	WR	5-11	179	So.	SQ	Shreveport, La. / Byrd HS	9	Otis Peterson	CB
89	Ronnie Anderson	TE	6-3	232	Jr.	SQ	Baton Rouge, La. / Southern Lab HS	37	Darius Prelow	S
90	Emanuel Jefferies	DE	6-2	263	R-Fr.	SQ	Jackson, Miss. / Forest Hill HS	12	Trey Revell	QB
91	Aaron Moore	NT	5-10	270	Sr.	2L	Ponchatoula, La. / Ponchatoula HS	4	Zach Rhodes	QB
92	Quantez Hunter	NT	6-3	266	Sr.	SQ	Virginia Beach, Va. / City College of San Francisco	69	Justin Roberts	OL
94	Madison Tharp	DS	6-0	193	R-Fr.	HS	Albertville, Ala. / Albertville HS	19	Luke Russell	WR
95	Darius Lively	DE	6-3	215	Fr.	HS	Lancaster, Texas / Lancaster HS	88	Zarrell Sanders	WR
97	Kentarius Caldwell	DE	6-3	261	Fr.	HS	Richardson, Texas / Berkner HS	46	Cordero Smith	S
98	Ray Stovall	LB	6-2	201	Fr.	HS	Tulsa, Okla. / Booker T. Washington HS	99	Rahvi Smith	NT
99	Rahvi Smith	DE	5-11	291	Jr.	SQ	Shreveport, La. / Huntington HS	42	Theo Smith	LB
	LaQuinton Allen	NT	6-0	291	Fr.	HS	Monroe, La. / Sterlington HS	82	Kevin Steed	TE
								74	Andrew Stout	OL
								98	Ray Stovall	LB
								10	Tim Taylor	WR
								94	Madison Tharp	DS
									Grafton Tucker	DE
								8	Khairi Usher	S
								48	Roland Veal	S
								43	Tristan Warren	S
								29	Monterrell Washington	RB
								14	Cody Wells	QB

2010 ULM FOOTBALL NUMERICAL ROSTER

No.	Name	Pos.	Ht.	Wt.	Cl.	Exp.	Hometown / Previous School
	Mitchell Bailey	RB	6-0	218	So.	TR	Broken Bow, Okla. / Arkansas
	Trevor Dillard	S	5-10	176	Fr.	HS	Arcadia, La. / Arcadia HS
	Dennis Fontenot	DE	6-3	212	Fr.	HS	Opelousas, La. / Opelousas Catholic HS
	Marcus Godfrey	CB	5-9	190	Fr.	HS	Gonzales, La. / Dutchtown HS
	Colby Harper	WR	6-0	170	Fr.	HS	Wylie, Texas / Wylie HS
	Wayne Hendricks	OL	6-1	245	Fr.	HS	West Monroe, La. / West Monroe HS
	Greg Hudson	RB	5-9	196	Fr.	HS	Monroe, La. / Richwood HS
	Rob'Donovan Lewis	CB	5-11	175	Fr.	HS	Jonesboro, La. / Memphis
	Ian McCoig	QB	6-2	232	Fr.	HS	Georgetown, Texas / Georgetown HS
	Grafton Tucker	DE	6-0	230	Fr.	HS	Shreveport, La. / Captain Shreve HS

PRONUNCIATION GUIDE

Luther **AMBROSE**
AM-BROS

DEMIERE Burkett
duh-mear

KENTARIUS Caldwell
ken-TARE-eous

Patrick **DVORACEK**
Duh-rah-check

Carl **ELIE**
L-E

Conner **FRYOUX**
free-ew

QUANTEZ Hunter
QUAN (rhymes with Juan)-tez

Alex **IBE**
E-bay

RADI JABOUR
Rah-dee JA-bour

Rodney **LOVETT**
LOVE-IT

Christian **LYRSE**
Lie-erse

TAVARESE Maye
Ta-VAR-us

KEYVON Milton
KEY-VAUGHN

Ian **MCCOIG**
Mc-COY-gh

Troy **REFFETT**
REF-IT

Trey **REVELL**
REV-ULL (just like devil)

ZARRELL Sanders
Zuh-rell

RAHVI Smith
Rah-v

KHAIRI Usher
Kuh-HARR-E

TRISTAN Warren
Try-stin

POSITION BREAKDOWN

Quarterbacks (5)

4	Zach Rhodes	Sr.
12	Trey Revell	Sr.
14	Cody Wells	So.
15	Kolton Browning	R-Fr.
	Ian McCoig	Fr.

Running Backs (10)

5	Frank Goodin	Sr.
7	Jyruss Edwards	R-Fr.
20	Carl Elie	So.
28	Rodney Lovett	Sr.
29	Monterrell Washington	R-Fr.
38	Centarius Donald	Fr.
	Mitchell Bailey	So.
	Greg Hudson	Fr.

Wide Receivers (12)

2	Aaron Munoz	R-Fr.
10	Tim Taylor	Jr.
18	Brent Leonard	So.
19	Luke Russell	Fr.
22	Luther Ambrose	Jr.
34	Todd Muse	R-Fr.
81	Tavarese Maye	R-Fr.
83	Anthony McCall	Jr.
84	Julian Griffin	Jr.
86	Je'Ron Hamm	Fr.
88	Zarrell Sanders	So.
	Colby Harper	Fr.

Tight Ends (4)

17	Alvin Jordan	Sr.
82	Kevin Steed	R-Fr.
87	Ty Kittle	Jr.
89	Ronnie Anderson	Jr.

Offensive Linemen (13)

56	Jonathan Gill	So.
57	Anthony Montgomery	Jr.
63	Patrick Dvoracek	So.
66	Josh Allen	Fr.
67	Jeremy Burton	Fr.
69	Justin Roberts	Jr.
71	Jordan Karriman	Jr.
72	Ryan McCaul	Jr.
74	Andrew Stout	Sr.
75	Demiere Burkett	Fr.
76	Christian Lyrse	R-Fr.
78	Jon Fisher	Fr.
	Wayne Hendricks	Fr.

Deep Snappers (2)

73	Alex Chace	Sr.
94	Madison Tharp	R-Fr.

Kickers (2)

63	Conner Fryoux	Fr.
85	Radi Jabour	Jr.

Defensive Ends (11)

44	Jordan Landry	Jr.
52	Ken Dorsey	Jr.
55	Troy Evans	Jr.
58	Elliot Hilliard	Fr.
77	Malcolm Edmond	Fr.
80	Keavon Milton	So.
90	Emanuel Jefferies	R-Fr.
95	Darius Lively	Fr.
97	Kentarius Caldwell	Fr.
	Dennis Fontenot	Fr.
	Grafton Tucker	Fr.

Nose Tackles (6)

59	John Nard	Fr.
63	Rahvi Smith	Jr.
50	Bryan Glenn	Sr.
92	Quantez Hunter	Sr.
91	Aaron Moore	Jr.
	LaQuinton Allen	Fr.

Linebackers (8)

21	Troy Giddens	Sr.
24	Shaq Belson	Jr.
35	Cameron Blakes	So.
41	Lincston Jones	Jr.
42	Theo Smith	Sr.
49	C.C. Carpenter	Jr.
54	Jason Edwards	Jr.
98	Ray Stovall	Fr.

Cornerbacks (7)

6	Robert Nelson	So.
9	Otis Peterson	R-Fr.
26	Nate Brown	Jr.
27	Vincent Eddie	Fr.
36	Justin Criswell	Fr.
	Marcus Godfrey	Fr.
	Rob'Donovan Lewis	Fr.

Safeties (11)

3	Alex Ibe	Sr.
8	Khairi Usher	So.
25	Isaiah Newsome	R-Fr.
30	Brandon Hardy	So.
31	Henry Mitchell	So.
32	Oliver Jackson	R-Fr.
37	Darius Prelow	Jr.
43	Tristan Warren	R-Fr.
46	Cordero Smith	Fr.
48	Roland Veal	Fr.
	Trevor Dillard	Fr.

Punters (2)

2	Aaron Munoz	R-Fr.
63	Conner Fryoux	Fr.

ULM DEPTH CHART (11/8/10)

OFFENSE

QB	15	Kolton Browning (6-1, 196, R-Fr., Mabank, Texas)
	14	Cody Wells (5-11, 191, So., Hoover, Ala.)
RB	5	Frank Goodin (5-9, 201, Sr., West Monroe, La.)
	7	Jyruss Edwards (5-11, 189, R-Fr., White Castle, La.)
WR	83	Anthony McCall (6-1, 187, Jr., Montgomery, Ala.)
	86	Je'Ron Hamm (6-3, 206, Fr., Leesville, La.)
WR	22	Luther Ambrose (5-9, 179, Jr., St. James, La.)
	18	Brent Leonard (6-1, 176, So., Keller, Texas)
WR	81	Tavarese Maye (5-11, 168, R-Fr., Petal, Miss.)
	88	Zarrell Sanders (5-11, 179, So., Shreveport, La.)
TE	17	Alvin Jordan (6-2, 261, Sr., Mesquite, Texas)
	87	Ty Kittle (6-2, 217, Jr., Torrington, Conn.)
LT	72	Ryan McCaul (6-5, 285, Jr., Moore, Okla.)
	53	Patrick Dvoracek (6-4, 304, So., Fort. Riley, Kan.)
LG	69	Justin Roberts (6-4, 304, Jr., Mt. Pleasant, Texas)
	78	Jon Fisher (6-3, 299, Fr., Oxford, Miss.)
C	66	Josh Allen (6-2, 257, Fr., Cedar Hill, Texas)
	74	Andrew Stout (6-3, 285, Sr., West Monroe, La.)
RG	56	Jonathan Gill (6-3, 306, So., South Grand Prairie, Texas)
	76	Christian Lyrse (6-2, 338, R-Fr., Rayville, La.)
RT	57	Anthony Montgomery (6-4, 302, Jr., Adamsville, Ala.)
	78	Jon Fisher (6-3, 299, Fr., Oxford, Miss.)

DEFENSE

DE	52	Ken Dorsey (6-0, 271, Jr., Homewood, Ala.)
	97	Kentarius Caldwell (6-2, 262, Fr., Richardson, Texas)
NT	90	Emanuel Jefferies (6-2, 236, R-Fr., Jackson, Miss.)
	50	Bryan Glenn (6-3, 287, Sr., Chicago, Ill.)
DE	80	Keavon Milton (6-4, 260, So., Canton, Texas)
	44	Jordan Landry (6-3, 224, Jr., St. James, La.)
LB	42	Theo Smith (5-11, 214, Sr., New Orleans, La.)
	21	Troy Giddens (6-0, 217, Sr., Hammond, La.)
LB	54	Jason Edwards (5-11, 235, Jr., Baton Rouge, La.)
	49	C.C. Carpenter (5-11, 228, Jr., West Monroe, La.)
LB	35	Cameron Blakes (6-1, 223, So., Monroe, La.)
	98	Ray Stovall (6-2, 204, Fr., Tulsa, Okla.)
CB	9	Otis Peterson (5-11, 165, R-Fr., Belle Chasse, La.)
	26	Nate Brown (5-9, 179, Jr., Wichita Falls, Texas)
CB	6	Robert Nelson (5-10, 159, So., Suwanee, Ga.)
	27	Vincent Eddie (5-8, 154, Fr., Desoto, Texas)
S	37	Darius Prelow (6-0, 209, Jr., Shreveport, La.)
	31	Henry Mitchell (5-11, 191, So., Douglasville, Ga.)
H	3	Alex Ibe (6-2, 214, Sr., North Richland Hills, Texas)
	48	Roland Veal (6-0, 182, Fr., Houston Texas)
S	25	Isaiah Newsome (5-11, 197, R-Fr., Petal, Miss.)
	30	Brandon Hardy (5-10, 201, So., Delhi, La.)

SPECIAL TEAMS

K	85	Radi Jabour (6-0, 187, Jr., LaPlace, La.)
	63	Conner Fryoux (5-8, 178, Fr., Gonzales, La.)
P	2	Aaron Munoz (5-11, 188, R-Fr., Pace, Fla.)
	14	Cody Wells (5-11, 191, So., Hoover, Ala.)
SS	73	Alex Chace (5-11, 288, Sr., Dumfries, Va.)
	69	Justin Roberts (6-4, 304, Jr., Mt. Pleasant, Texas)
LS	94	Madison Tharp (6-0, 193, R-Fr., Albertville, Ala.)
	73	Alex Chace (5-11, 288, Sr., Dumfries, Va.)
H	14	Cody Wells (5-11, 191, So., Hoover, Ala.)
	12	Trey Revell (6-4, 215, Sr., Havana, Fla.)
KR	7	Jyruss Edwards (5-11, 189, R-Fr., White Castle, La.)
	22	Luther Ambrose (5-9, 179, Jr., St. James, La.)
PR	6	Robert Nelson (5-10, 159, So., Suwanee, Ga.)
	18	Brent Leonard (6-1, 176, So., Keller, Texas)

CAREER STARTS

OFFENSE

Justin Roberts, OL.....	29
Frank Goodin, RB.....	28
Anthony McCall, WR.....	23
Jonathan Gill, OL.....	21
Alvin Jordan, TE.....	17
Luther Ambrose, WR.....	13
Trey Revell, QB.....	^12
Kolton Browning, QB.....	9
Ryan McCaul, OL.....	9
Tavarese Maye, WR.....	8
Anthony Montgomery, OL.....	8
Josh Allen, OL.....	8
Brent Leonard, WR.....	7
Jyruss Edwards, RB.....	4
Tim Taylor, WR.....	4
Patrick Dvoracek, OL.....	3
Cody Wells, QB.....	2
Jon Fisher, OL.....	1
Andrew Stout, OL.....	1
Rodney Lovett, RB.....	1
Ty Kittle, TE.....	1

DEFENSE

Nate Brown, CB.....	26
Darius Prelow, S.....	22
Theo Smith, LB.....	21
Troy Evans, DE.....	17
Keavon Milton, DE.....	*13
Alex Ibe, S.....	11
Robert Nelson, CB.....	9
Jason Edwards, LB.....	9
Cameron Blakes, LB.....	9
Ken Dorsey, DE.....	9
Otis Peterson, CB.....	7
Khairi Usher, S.....	5
Isaiah Newsome, S.....	4
Bryan Glenn, NT.....	4
Quantez Hunter, NT.....	4
Aaron Moore, NT.....	3
Emanuel Jefferies, NT.....	1

SPECIAL TEAMS

Radi Jabour, PK.....	32
Alex Chace, SS.....	21
Aaron Munoz, P.....	9
Madison Tharp, DS.....	9

* 4 starts at TE

OPPONENT SCHEDULES

ARKANSAS (7-2, 4-2 SEC)

Date	Opponent	Result
Sept. 4	Tennessee Tech	W, 44-3
Sept. 11	at ULM (Little Rock)	W, 31-7
Sept. 18	at Georgia *	W, 31-24
Sept. 25	Alabama *	L, 20-24
Oct. 9	Texas A&M	W, 24-17
Oct. 16	at Auburn *	L, 43-65
Oct. 23	Ole Miss *	W, 38-24
Oct. 30	Vanderbilt *	W, 49-14
Nov. 6	at South Carolina *	W, 41-20
Nov. 13	UTEP	
Nov. 20	at Mississippi State *	
Nov. 27	LSU *	

*SEC Game

ARKANSAS STATE (4-5, 4-2 SBC)

Date	Opponent	Result
Sept. 4	at Auburn	L, 26-52
Sept. 11	at UL-Lafayette *	L, 24-31
Sept. 18	ULM *	W, 34-20
Sept. 25	at Troy *	L, 28-35
Oct. 2	Louisville	L, 24-34
Oct. 9	at North Texas *	W, 24-19
Oct. 16	at Indiana	L, 34-36
Oct. 23	Florida Atlantic *	W, 37-16
Nov. 2	Middle Tennessee *	W, 51-24
Nov. 13	Western Kentucky *	
Nov. 20	at Navy	
Nov. 27	at FIU *	

*Sun Belt Game

SOUTHEASTERN LOUISIANA (2-6, 1-3 SLC)

Date	Opponent	Result
Sept. 2	at Tulane	L, 21-27
Sept. 11	UT-Martin	W, 24-10
Sept. 18	Lamar	L, 28-29
Sept. 25	at ULM	L, 20-21
Oct. 9	Texas State *	W, 49-24
Oct. 16	at Sam Houston State *	L, 7-57
Oct. 23	McNeese State *	L, 10-13
Oct. 30	at Central Arkansas *	L, 23-30
Nov. 6	Northwestern State *	
Nov. 13	at Stephen F. Austin *	
Nov. 18	at Nicholls State *	

*Southland Game

AUBURN (10-0, 7-0 SEC)

Date	Opponent	Result
Sept. 4	Arkansas State	W, 52-26
Sept. 9	at Mississippi State *	W, 17-14
Sept. 18	Clemson	W, 27-24 (OT)
Sept. 25	South Carolina *	W, 35-27
Oct. 2	ULM	W, 52-3
Oct. 9	at Kentucky *	W, 37-34
Oct. 16	Arkansas *	W, 65-43
Oct. 23	LSU *	W, 24-17
Oct. 30	at Ole Miss *	W, 51-31
Nov. 6	Chattanooga	W, 62-24
Nov. 13	Georgia *	
Nov. 26	at Alabama *	

*SEC Game

FLORIDA ATLANTIC (3-5, 2-3 SBC)

Date	Opponent	Result
Sept. 4	at UAB	W, 32-31
Sept. 11	Michigan State (Detroit)	L, 17-30
Sept. 25	North Texas *	L, 17-21
Oct. 2	at South Florida	L, 3-31
Oct. 9	at ULM *	L, 17-20
Oct. 23	at Arkansas State *	L, 16-37
Oct. 30	FIU *	W, 21-9
Nov. 6	at Western Kentucky *	W, 17-16
Nov. 13	UL-Lafayette *	
Nov. 20	at Texas	
Nov. 27	at Middle Tennessee *	
Dec. 4	Troy *	

*Sun Belt Game

WESTERN KENTUCKY (1-8, 1-4 SBC)

Date	Opponent	Result
Sept. 4	at Nebraska	L, 10-49
Sept. 11	at Kentucky	L, 28-63
Sept. 18	Indiana	L, 21-38
Sept. 25	at South Florida	L, 12-24
Oct. 9	at FIU *	L, 21-28
Oct. 16	ULM *	L, 30-35
Oct. 23	at UL-Lafayette *	W, 54-21
Oct. 30	North Texas *	L, 6-33
Nov. 6	Florida Atlantic *	L, 16-17
Nov. 13	at Arkansas State *	
Nov. 20	Middle Tennessee *	
Nov. 27	at Troy *	

*Sun Belt Game

MIDDLE TENNESSEE (3-5, 2-2 SBC)

Date	Opponent	Result
Sept. 2	Minnesota	L, 17-24
Sept. 11	Austin Peay	W, 56-33
Sept. 18	at Memphis	L, 17-24
Sept. 25	at UL-Lafayette *	W, 34-14
Oct. 5	Troy *	L, 13-42
Oct. 16	at Georgia Tech	L, 14-42
Oct. 23	ULM *	W, 38-10
Nov. 2	at Arkansas State *	L, 24-51
Nov. 13	North Texas *	
Nov. 20	at Western Kentucky *	
Nov. 27	Florida Atlantic *	
Dec. 4	at FIU *	

*Sun Belt Game

TROY (5-3, 4-1 SBC)

Date	Opponent	Result
Sept. 4	Bowling Green	W, 30-27
Sept. 11	at Oklahoma State	L, 38-41
Sept. 18	at UAB	L, 33-34
Sept. 25	Arkansas State *	W, 35-28
Oct. 5	at Middle Tennessee *	W, 42-13
Oct. 16	UL-Lafayette *	W, 31-24
Oct. 30	at ULM *	L, 14-28
Nov. 6	at North Texas *	W, 41-35
Nov. 13	FIU *	
Nov. 20	at South Carolina	
Nov. 27	Western Kentucky *	
Dec. 4	at Florida Atlantic *	

*Sun Belt Game

FIU (3-5, 3-1 SBC)

Date	Opponent	Result
Sept. 11	Rutgers	L, 14-19
Sept. 18	at Texas A&M	L, 20-27
Sept. 25	at Maryland	L, 28-42
Oct. 2	at Pittsburgh	L, 17-44
Oct. 9	Western Kentucky *	W, 28-21
Oct. 16	at North Texas *	W, 34-10
Oct. 30	at Florida Atlantic *	L, 9-21
Nov. 6	ULM *	W, 42-35 (2OT)
Nov. 13	at Troy *	
Nov. 20	at UL-Lafayette *	
Nov. 27	Arkansas State *	
Dec. 4	Middle Tennessee *	

*Sun Belt Game

LSU (8-1, 5-1 SEC)

Date	Opponent	Result
Sept. 4	North Carolina (Atlanta)	W, 30-24
Sept. 11	at Vanderbilt *	W, 27-3
Sept. 18	Mississippi State *	W, 29-7
Sept. 25	West Virginia	W, 20-14
Oct. 2	Tennessee *	W, 16-14
Oct. 9	at Florida *	W, 33-29
Oct. 16	McNeese State	W, 32-10
Oct. 23	at Auburn *	L, 17-24
Nov. 6	Alabama *	W, 24-21
Nov. 13	ULM	
Nov. 20	Ole Miss *	
Nov. 27	at Arkansas *	

*SEC Game

NORTH TEXAS (2-7, 2-4 SBC)

Date	Opponent	Result
Sept. 4	at Clemson	L, 10-35
Sept. 11	Rice	L, 31-32
Sept. 18	at Army	L, 0-24
Sept. 25	at Florida Atlantic *	W, 21-17
Oct. 2	UL-Lafayette *	L, 27-28
Oct. 9	Arkansas State *	L, 19-24
Oct. 16	FIU *	L, 10-34
Oct. 30	at Western Kentucky *	W, 33-6
Nov. 6	Troy *	L, 35-41
Nov. 13	at Middle Tennessee *	
Nov. 20	at ULM *	
Nov. 27	Kansas State	

*Sun Belt Game

UL-LAFAYETTE (2-7, 2-3 SBC)

Date	Opponent	Result
Sept. 4	at Georgia	L, 7-55
Sept. 11	Arkansas State *	W, 31-24
Sept. 25	Middle Tennessee *	L, 14-34
Oct. 2	at North Texas	W, 28-27
Oct. 8	Oklahoma State	L, 28-54
Oct. 16	at Troy *	L, 24-31
Oct. 23	Western Kentucky *	L, 21-54
Oct. 30	at Ohio	L, 31-38
Nov. 6	at Ole Miss	L, 21-43
Nov. 13	at Florida Atlantic	
Nov. 20	FIU *	
Nov. 27	at ULM *	

*Sun Belt Game

2010 STARTS BY POSITION

Offense

WR
Ambrose (9) McCall (9) Maye (8) Leonard (6)

RT
Montgomery (8) Fisher (1)

RG
Gill (9)

C
Allen (8) McCaul (1)

LG
Roberts (6) McCaul (3)

LT
McCaul (5) Dvoracek (3) Roberts (1)

TE
Jordan (3) Kittle (1)

QB
Browning (9)

TB
Goodin (5) Edwards (4)

Defense

CB
Nelson (9) Peterson (6) Brown (3)

DE
Dorsey (9)

NT
Glenn (4) Hunter (4) Jefferies (1)

DE
Milton (9)

H
Ibe (9)

LB
Blakes (9)

LB
Edwards (9)

LB
Smith (9)

S
Prelow (9)

S
Usher (5) Newsome (4)

(#) Indicates times started at designated position

2010 GAME-BY-GAME OFFENSIVE STARTERS

Game	WR	WR	LT	LG	C	RG	RT	WR/TE	TE/WR	QB	TB
Arkansas	Ambrose	McCall	Dvoracek	Roberts	McCaul	Gill	Montgomery	Maye	Jordan	Browning	Edwards
at Arkansas State	Ambrose	McCall	Dvoracek	McCaul	Allen	Gill	Montgomery	Maye	Jordan	Browning	Goodin
SE Louisiana	Ambrose	McCall	Dvoracek	McCaul	Allen	Gill	Montgomery	Maye	Leonard	Browning	Goodin
at Auburn	Ambrose	McCall	Roberts	McCaul	Allen	Gill	Montgomery	Maye	Leonard	Browning	Goodin
Florida Atlantic	Ambrose	McCall	McCaul	Roberts	Allen	Gill	Montgomery	Maye	Leonard	Browning	Goodin
at W. Kentucky	Ambrose	McCall	McCaul	Roberts	Allen	Gill	Montgomery	Maye	Leonard	Browning	Edwards
at Middle Tenn.	Ambrose	McCall	McCaul	Roberts	Allen	Gill	Fisher	Maye	Leonard	Browning	Edwards
Troy	Ambrose	McCall	McCaul	Roberts	Allen	Gill	Montgomery	Maye	Leonard	Browning	Edwards
at FIU	Ambrose	McCall	McCaul	Roberts	Allen	Gill	Montgomery	Kittle	Jordan	Browning	Goodin
at LSU											
North Texas											
UL-Lafayette											

2010 GAME-BY-GAME DEFENSIVE STARTERS

Game	DE	NT	DE	LB	LB	LB	H	S	S	CB	CB
Arkansas	Dorsey	Glenn	Milton	Blakes	Edwards	Smith	Ibe	Prelow	Usher	Nelson	Brown
at Arkansas State	Dorsey	Glenn	Milton	Blakes	Edwards	Smith	Ibe	Prelow	Usher	Nelson	Peterson
SE Louisiana	Dorsey	Glenn	Milton	Blakes	Edwards	Smith	Ibe	Prelow	Usher	Nelson	Brown
at Auburn	Dorsey	Glenn	Milton	Blakes	Edwards	Smith	Ibe	Prelow	Newsome	Nelson	Peterson
Florida Atlantic	Dorsey	Hunter	Milton	Blakes	Edwards	Smith	Ibe	Prelow	Usher	Nelson	Peterson
at W. Kentucky	Dorsey	Hunter	Milton	Blakes	Edwards	Smith	Ibe	Prelow	Usher	Nelson	Peterson
at Middle Tenn.	Dorsey	Hunter	Milton	Blakes	Edwards	Smith	Ibe	Prelow	Newsome	Nelson	Brown
Troy	Dorsey	Hunter	Milton	Blakes	Edwards	Smith	Ibe	Prelow	Newsome	Nelson	Peterson
at FIU	Dorsey	Jefferies	Milton	Blakes	Edwards	Smith	Ibe	Prelow	Newsome	Nelson	Peterson
at LSU											
North Texas											
UL-Lafayette											

WARHAWKS IN THE RECORD BOOK

CAREER RECORDS

ULM Career Rushing Yards

No.	Name, Years	Car	YDs
1.	Calvin Dawson, 2004-07	663	3,378
2.	Roosevelt Potts, 1990-92	658	3,061
3.	Joe Profit, 1967-70	538	2,818
4.	Frank Goodin, 2007-pr.	611	2,761
5.	Nathan Johnson, 1977-80	498	2,330
6.	Lloyd Ray Smith, 1953-58	298	1,738
7.	Tommy Minvielle, 1985-88	393	1,661
8.	Van Lambert, 1968-71	415	1,658
9.	Marquis Williams, 1996-97	396	1,590
10.	Cisco Richard, 1987-90	413	1,584

ULM Career Rushing Touchdowns

1.	Calvin Dawson, 2004-07	30
2.	Frank Goodin, 2007-pr.	24
3.	Greg Robinson, 1991-92	22
4.	Steven Jyles, 2002-05	21
5.	Joe Profit, 1967-70	19
6.	Nathan Johnson, 1977-80	18
	Eric Foster, 1993-95	18
8.	Roosevelt Potts, 1990-92	17
9.	Irving Spikes, 1993	14
	Jimmy Harris, 1984-85	14

Sun Belt Career Carries

1.	Patrick Cobbs, North Texas (2001-05)	818
2.	Tyrell Fenroy, UL-Lafayette (2005-08)	808
3.	Reggie Arnold, Arkansas State (2006-09)	737
4.	Charles Pierre, Florida Atlantic (2005-08)	683
5.	Eugene Gross, Middle Tennessee (2003-06)	676
	Frank Goodin, ULM (2007-pr.)	611

Sun Belt Career Rushing Yards

1.	Tyrell Fenroy, UL-Lafayette (2005-08)	4,646
2.	Patrick Cobbs, North Texas (2001-05)	4,050
3.	Reggie Arnold, Arkansas State (2006-09)	3,937
4.	Jamario Thomas, North Texas (2004-07)	3,496
5.	Calvin Dawson, ULM (2004-07)	3,378
	Frank Goodin, ULM (2007-pr.)	2,761

Sun Belt Career Rushing Touchdowns

1.	Tyrell Fenroy, UL-Lafayette (2005-08)	48
2.	Eugene Gross, Middle Tennessee (2003-06)	41
3.	Patrick Cobbs, North Texas (2001-05)	36
4.	Reggie Arnold, Arkansas State (2006-09)	33
5.	Dwone Hicks, Middle Tennessee (2001-02)	31
	Frank Goodin, ULM (2007-pr.)	3

Career Receptions

PLAYER	REC	YDS	AVG	
1.	Mack Vincent 2000-2003	203	2,673	13.1
2.	Cisco Richard, 1987-90	179	1,874	10.5
3.	Marty Booker, 1995-98	178	2,784	15.6
4.	Stepfret Williams, 1992-95	168	3,177	18.9
	Darrell McNeal, 2006-09	168	1,878	11.2
6.	Jackie Harris, 1986-89	147	2,107	14.3
7.	Drouzon Quillen, 2002, 04-05	121	1,979	16.4
8.	Tag Rome, 1980-83	117	1,763	15.1
	LaGregory Sapp, 2005-09	117	2,060	17.6
10.	Joey Evans, 1981-84	113	1,764	15.6
	Luther Ambrose, 2008-pr.	98	1,177	12.0

Career Touchdown Receptions

PLAYER	REC	YDS	TD	
1.	Stepfret Williams, 1992-95	168	3,177	33
2.	Marty Booker, 1995-98	178	2,784	23
3.	Drouzon Quillen, 2002, 04-05	121	1,979	19
4.	Mack Vincent 2000-2003	203	2,673	18
5.	Vincent Brisby, 1990-92	97	1,864	17
6.	Darrell McNeal, 2006-09	168	1,878	16
	Rubin Jones, 1968-70,72	92	1,502	16
8.	Alfred Kinney, 1979-82	92	1,526	15
9.	John Floyd, 1975-78	105	2,238	14
10.	Bobby Lewis, 1979-82	92	1,478	13
	Luther Ambrose, 2008-pr.	98	1,177	9

ULM Career Total Offense

1.	Steven Jyles, 2002-05	10,234
2.	John Holman, 1979-82	7,802
3.	Kinsmon Lancaster, 2005-08	7,306
4.	Raymond Philyaw, 1993-96	7,019
5.	Doug Pederson, 1987-90	6,092
6.	Stan Humphries, 1986-87	4,482
7.	Andy Chance, 1999-01	4,102
8.	Wendal Lowrey, 1991-92	3,504
9.	Calvin Dawson, 2004-07	3,378
10.	Robert Cobb, 1990-93	3,344
	Frank Goodin, 2007-pr.	2,761

ULM Career Scoring

1.	Teddy Garcia, 1984-87	246
2.	Rob Tallent, 1989-92	232
3.	Stepfret Williams, 1992-95	198
4.	Calvin Dawson, 2004-07	180
5.	Frank Goodin, 2007-pr.	162
6.	Cole Wilson, 2004-07	159
7.	Scott Martin, 1981-84	154
	Clark Blake, 1966-69	154
9.	Cisco Richard, 1987-90	152
10.	Cory Babineaux, 1995-98	142
	Radi Jabour, 2007-pr.	140

Sun Belt Career Scoring

1.	Tyrell Fenroy, UL-Lafayette (2005-08)	294
2.	Josh Arauco, Arkansas State (2006-09)	288
3.	Greg Whibbs, Troy (2004-07)	284
4.	Eugene Gross, Middle Tennessee (2003-06)	252
5.	Nick Bazaldua, North Texas (2002-05)	247
	DuJuan Harris, Troy (2007-pr.)	174
	Frank Goodin, ULM (2007-pr.)	162

ULM Kick Career Scoring

1.	Teddy Garcia, 1984-87	246
2.	Rob Tallent, 1989-92	232
3.	Cole Wilson, 2004-07	159
4.	Scott Martin, 1981-84	154
5.	Radi Jabour, 2007-pr.	149
6.	Clark Blake, 1966-69	148
7.	Cory Babineaux, 1995-98	142
8.	Roger Miller, 1993-94	131
9.	David Shrader, 1974-77	118
10.	Tyler Kuecker, 2001-03	98
	Bubba Toups, 1979-80	98

Sun Belt Career Kick Scoring

1.	Josh Arauco, Arkansas State (2006-09)	288
2.	Greg Whibbs, Troy (2004-07)	284
3.	Nick Bazaldua, North Texas (2002-05)	247
4.	Eric Heihouse, Arkansas State (2002-05)	234
5.	Sean Comiskey, UL-Lafayette (2002-05)	229
	Radi Jabour, ULM (2007-pr.)	149

ULM Career Kick Return Yards

1.	Jeff Steele, 1986-89	2,058
2.	Luther Ambrose, 2008-pr.	1,713
3.	Neal Charles, 1975-77	1,671
4.	Charles Estes, 2003-04	1,373
5.	H.J. Adams, 2000-2003	1,326
6.	Nathan Johnson, 1977-90	1,117
7.	Kevin Washington, 1991-94	960
8.	Bryant Jacobs, 2000-02	837
9.	Chris Hickman, 1991-92	798
10.	Richard Love, 1996-98	776

Sun Belt Career Kick Return Yards

1.	Brandon Thompkins, Arkansas State (2006-09)	2,696
2.	Leodis McKelvin, Troy (2004-07)	2,346
3.	Desmond Gee, Middle Tennessee (2006-09)	2,241
4.	Dilvory Edgecomb, Florida Atlantic (2005-08)	1,916
5.	T.Y. Hilton, FIU (2008-pr.)	1,754
	Luther Ambrose, ULM (2008-pr.)	1,713

Sun Belt Career Kick Returns

1.	Brandon Thompkins, Arkansas State (2006-09)	123
2.	Desmond Gee, Middle Tennessee (2006-09)	108
3.	Leodis McKelvin, Troy (2004-07)	99
4.	Dilvory Edgecomb, Florida Atlantic (2005-08)	87
5.	Jason Chery, UL-Lafayette (2006-08)	80
	Luther Ambrose, ULM (2008-pr.)	79

SINGLE-SEASON RECORDS

Single-Season Pass Attempts

1.	John Holman, 1982	461
2.	Doug Pederson, 1989	436
3.	Steven Jyles, 2005	379
4.	Steven Jyles, 2002	368
5.	Steven Jyles, 2004	366
6.	Steven Jyles, 2003	360
7.	Raymond Philyaw, 1996	351
8.	John Holman, 1980	350
9.	Robert Cobb, 1993	345
10.	Bubby Brister, 1985	342
	Kolton Browning, 2010	301

Single-Season Pass Completions

1.	Doug Pederson, 1989	243
2.	John Holman, 1982	218
3.	Steven Jyles, 2005	209
4.	Steven Jyles, 2004	204
5.	Steven Jyles, 2003	201
6.	Robert Cobb, 1993	197
7.	Kolton Browning, 2010	191
	Bubby Brister, 1985	191
9.	Doug Pederson, 1990	190
10.	John Holman, 1980	187

Single-Season Passing Yards

1.	Robert Cobb, 1993	3,008
2.	John Holman, 1982	2,964
3.	Bubby Brister, 1985	2,880
4.	Raymond Philyaw, 1995	2,627
5.	Stan Humphries, 1987	2,622
6.	Doug Pederson, 1989	2,603
7.	Raymond Philyaw, 1996	2,445
8.	John Holman, 1980	2,444
9.	Steven Jyles, 2004	2,322
10.	Steven Jyles, 2002	2,318
	Kolton Browning, 2010	2,080

Single-Season TD Passes

1.	Robert Cobb, 1993	29
2.	Raymond Philyaw, 1995	22
3.	John Holman, 1982	20
4.	Kinsmon Lancaster, 2008	18
	Stan Humphries, 1987	18
6.	Steven Jyles, 2002	17
	Andre Vige, 1998	17
	Bubby Brister, 1985	17
9.	Raymond Philyaw, 1996	16
	Wendal Lowrey, 1992	16
	Doug Pederson, 1989	16
	Kolton Browning, 2010	12

Single-Season Receptions

PLAYER	REC	YDS	
1.	Mack Vincent, 2002	79	1,198
2.	Marty Booker, 1998	75	1,168
3.	Stepfret Williams, 1995	66	1,056
4.	Cisco Richard, 1990	65	617
5.	Mack Vincent, 2003	62	700
6.	Cisco Richard, 1989	61	481
7.	Stepfret Williams, 1994	57	1,106
8.	Vincent Brisby, 1992	56	1,050
9.	Jackie Harris, 1989	54	661
	Darrell McNeal, 2007	54	502
	Luther Ambrose, 2010	52	562

2010 STATISTICS

GAME.....SCORE	FIRST DOWNS		RUSHING NO-YDS-TD	C-A-I	PASSING		TOT OFF PL-YDS	PUNTS NO-AVG	FUM F-L	PENALTIES NO-YDS	3DN DNS	TIME OF POSS
	TOT	RU-PA-PE			YDS	TD						
ULM.....7	10	6-4-0	37-116-0	8-19-1	72	1	56-188	9-41.6	2-1	8-70	3-of-14	27:29
vs. Arkansas.....31	26	6-19-1	31-99-1	28-43-1	400	3	74-499	3-45.7	4-2	6-46	6-of-14	32:31
ULM.....20	18	8-10-0	30-124-1	19-32-2	267	2	62-391	2-38.5	1-0	7-51	8-of-13	26:45
at Arkansas State.....34	26	14-10-2	48-234-3	21-33-0	240	1	81-474	1-41.0	1-1	12-104	10-of-17	33:15
ULM.....21	22	9-12-1	52-114-1	23-34-1	249	2	86-363	6-36.3	6-2	15-121	10-of-20	38:11
vs. SE Louisiana.....20	16	4-9-3	24-54-1	20-41-1	212	2	65-266	7-32.1	1-0	5-38	4-of-15	21:49
ULM.....3	20	5-14-1	33-38-0	29-41-1	232	0	74-270	4-38.0	4-3	7-55	6-of-15	36:52
at Auburn.....52	22	11-11-0	33-233-4	17-24-1	272	3	57-505	1-22.0	0-0	2-15	4-of-8	23:08
ULM.....20	21	5-15-1	40-80-1	26-42-1	338	1	82-418	4-28.2	3-1	5-25	9-of-20	34:17
vs. Florida Atlantic.....17	16	7-9-0	37-140-2	13-26-1	141	0	63-281	4-37.5	3-1	6-55	4-of-10	25:43
ULM.....35	17	5-11-1	32-131-3	20-35-0	208	1	67-449	5-34.2	1-0	13-98	3-of-14	26:16
at WKU.....30	21	10-10-1	44-180-2	13-23-1	164	2	67-344	7-40.1	0-0	6-48	7-of-15	33:44
ULM.....10	13	2-10-1	28-(-4)-0	27-45-2	273	1	73-269	10-39.5	1-0	9-77	3-of-18	31:13
at MTSU.....38	20	13-5-2	55-244-2	11-19-1	219	2	74-463	5-46.0	3-1	7-65	6-of-16	28:47
ULM.....28	22	9-13-0	49-191-3	21-31-0	237	1	80-428	8-41.0	4-1	8-70	6-of-17	36:10
vs. Troy.....14	17	6-8-3	30-118-1	16-39-2	167	1	69-285	8-46.1	3-0	6-45	4-of-16	23:50
ULM.....35	25	7-16-2	39-116-1	43-242-2	366	3	79-482	5-46.0	1-0	5-45	6-of-15	30:08
at FIU.....42	25	13-11-1	43-242-2	17-27-2	227	3	70-469	3-40.7	0-0	6-33	7-of-12	29:52

2010 STATISTICAL HIGHS AND LOWS

ULM

Points Scored	35.....	Western Kentucky / FIU
Low	3.....	Auburn
First Downs	25.....	FIU
Low	10.....	Arkansas
Rushing Plays	52.....	Southeastern Louisiana
Low	28.....	Middle Tennessee
Net Rushing Yards	191.....	Troy
Low	-4.....	Middle Tennessee
Passes Attempted	45.....	Middle Tennessee
Low	18.....	Arkansas
Had Intercepted	2.....	Arkansas State / Middle Tennessee
Low	0.....	Western Kentucky / Troy
Net Passing Yards.....	366.....	FIU
Low	72.....	Arkansas
Total Offensive Plays.....	86.....	Southeastern Louisiana
Low	56.....	Arkansas
Total Net Offense.....	482.....	FIU
Low	188.....	Arkansas
Penalties	15.....	Southeastern Louisiana
Low	5.....	Florida Atlantic / FIU
Penalty Yards.....	121.....	Southeastern Louisiana
Low	25.....	Florida Atlantic

ULM INDIVIDUALS

Rushes	22	Browning, Kolton vs SLU (Sep 25, 2010)
Yards Rushing	83	Browning, Kolton at Arkansas St. (Sep 18, 2010)
TD Rushes.....	2	Edwards, Jyruss at WKU (Oct 16, 2010)
.....		Browning, Kolton vs TROY (Oct 30, 2010)
Long Rush	43	Maye, Tavares vs TROY (Oct 30, 2010)
Pass attempts.....	43	Browning, Kolton at Middle Tennessee (Oct 23, 2010)
Pass completions.....	27	Browning, Kolton at FIU (Nov 06, 2010)
Yards Passing.....	339	Browning, Kolton at FIU (Nov 06, 2010)
TD Passes.....	3	Browning, Kolton at FIU (Nov 06, 2010)
Long Pass.....	82	Browning, Kolton at FIU (Nov 06, 2010)
Receptions.....	9	Ambrose, Luther at Middle Tennessee (Oct 23, 2010)
Yards Receiving.....	146	Maye, Tavares at FIU (Nov 06, 2010)
TD Receptions.....	1	12 Players
Long Reception.....	82	Maye, Tavares at FIU (Nov 06, 2010)
Field Goals.....	2	Jabour, Radi at FIU (Nov 06, 2010)
Long Field Goal	42	Jabour, Radi at FIU (Nov 06, 2010)
Punts	10	Munoz, Aaron at Middle Tennessee (Oct 23, 2010)
Punting Avg.....	46.0	Munoz, Aaron at FIU (Nov 06, 2010)
Long Punt.....	60	Munoz, Aaron vs Arkansas (Sep 11, 2010)
Long Punt Return	9	Nelson, Robert at WKU (Oct 16, 2010)
Long Kickoff Return.....	37	Edwards, Jyruss vs TROY (Oct 30, 2010)
Tackles.....	13	Edwards, Jason at Arkansas St. (Sep 18, 2010)
Sacks.....	1.5	Dorsey, Ken vs Florida Atlantic (Oct 09, 2010)
.....		Milton, Keavon at WKU (Oct 16, 2010)
Tackles For Loss.....	3.0	Nelson, Robert at Auburn (Oct 2, 2010)
Interceptions.....	1	11 Players

OPPONENTS

Points Scored	52.....	Auburn
Low	14.....	Troy
First Downs	26.....	Arkansas / Arkansas State
Low	16.....	Southeastern Louisiana / Florida Atlantic
Rushing Plays	55.....	Middle Tennessee
Low	24.....	Southeastern Louisiana
Net Rushing Yards	244.....	Middle Tennessee
Low	54.....	Southeastern Louisiana
Passes Attempted.....	43.....	Arkansas
Low	17.....	Auburn
Had Intercepted	2.....	Troy / FIU
Low	0.....	Arkansas State
Net Passing Yards.....	400.....	Arkansas
Low	141.....	Florida Atlantic
Total Offensive Plays.....	81.....	Arkansas State
Low	57.....	Auburn
Total Net Offense.....	505.....	Auburn
Low	266.....	Southeastern Louisiana
Penalties	12.....	Arkansas State
Low	2.....	Auburn
Penalty Yards.....	104.....	Arkansas State
Low	15.....	Auburn

OPPONENT INDIVIDUALS

Rushes	32	Rainey, Bobby, at WKU (Oct 16, 2010)
Yards Rushing	169	Rainey, Bobby, at WKU (Oct 16, 2010)
TD Rushes.....	2	Morris, Alfred, vs Florida Atlantic (Oct 09, 2010)
.....		Rainey, Bobby, at WKU (Oct 16, 2010)
Long Rush	50	O. McCaleb, at Auburn (Oct 2, 2010)
Pass attempts.....	43	Ryan Mallett, vs Arkansas (Sep 11, 2010)
Pass completions.....	28	Ryan Mallett, vs Arkansas (Sep 11, 2010)
Yards Passing.....	400	Ryan Mallett, vs Arkansas (Sep 11, 2010)
TD Passes.....	3	Ryan Mallett, vs Arkansas (Sep 11, 2010)
.....		Cam Newton, at Auburn (Oct 2, 2010)
.....		Carroll, Wes, at FIU (Nov 06, 2010)
Long Pass.....	94	Cam Newton, at Auburn (Oct 2, 2010)
Receptions.....	12	Greg Childs, vs Arkansas (Sep 11, 2010)
Yards Receiving.....	146	Greg Childs, vs Arkansas (Sep 11, 2010)
TD Receptions.....	2	Greg Childs, vs Arkansas (Sep 11, 2010)
.....		Yarborough, Sim, vs SLU (Sep 25, 2010)
.....		Hilton, T.Y., at FIU (Nov 06, 2010)
Long Reception.....	94	Emory Blake, at Auburn (Oct 2, 2010)
Field Goals.....	2	Zalud, Bobby, at Arkansas St. (Sep 18, 2010)
Long Field Goal	37	Zalud, Bobby, at Arkansas St. (Sep 18, 2010)
Punts	8	Will Goggans, vs TROY (Oct 30, 2010)
Punting Avg.....	51.7	Davis, Josh, at Middle Tennessee (Oct 23, 2010)
Long Punt.....	60	Davis, Josh, at Middle Tennessee (Oct 23, 2010)
Long Punt Return	19	Joe Adams, vs Arkansas (Sep 11, 2010)
Long Kickoff Return.....	95	Hilton, T.Y., at FIU (Nov 06, 2010)
Tackles.....	17	Newbill, Mark, vs SLU (Sep 25, 2010)
Sacks.....	3.0	Lattimore, J., at Middle Tennessee (Oct 23, 2010)
.....		J. Massaquoi, vs TROY (Oct 30, 2010)
Tackles For Loss.....	4.0	Williams, Toure, at FIU (Nov 06, 2010)
Interceptions.....	2	Jennings, M.D., at Arkansas St. (Sep 18, 2010)

2010 STATISTICS

2010 SEASON RESULTS (4-5, 3-3 SUN BELT)

DATE	OPPONENT	LOCATION	RESULT	TV	ATTENDANCE
SEPT. 11	ARKANSAS	LITTLE ROCK, ARK.	L, 7-31	FSN	55,705
SEPT. 18	AT ARKANSAS STATE	JONESBORO, ARK.	L, 20-34	SBN	23,176
SEPT. 25	SE LOUISIANA	MONROE, LA.	W, 21-20		15,285
OCT. 2	AT AUBURN	AUBURN, ALA.	L, 3-52	ESPNU	80,759
OCT. 9	FLORIDA ATLANTIC	MONROE, LA.	W, 20-17		16,513
OCT. 16	AT WESTERN KENTUCKY	BOWLING GREEN, KY.	W, 35-30		15,142
OCT. 23	AT MIDDLE TENNESSEE	MURFREESBORO, TENN.	L, 10-38		19,052
OCT. 30	TROY	MONROE, LA.	W, 28-14	SBN	19,980
NOV. 6	AT FIU	MIAMI, FLA.	L, 35-42 (2OT)	SBN	17,301
NOV. 13	AT LSU	BATON ROUGE, LA.	6 P.M.	PPV	
NOV. 20	NORTH TEXAS	MONROE, LA.	2:30 P.M.		
NOV. 27	UL-LAFAYETTE	MONROE, LA.	2:30 P.M.		

INDIVIDUAL STATISTICS

RUSHING..... GP	Att	Gain	Loss	Net	Avg	TD	Long	Avg/G
Browning, Kolton.....9	139	524	218	306	2.2	3	21	34.0
Goodin, Frank.....9	94	284	28	256	2.7	2	15	28.4
Edwards, Jyruss.....9	51	220	21	199	3.9	3	33	22.1
Maye, Tavares.....9	5	68	0	68	13.6	1	43	7.6
Rhodes, Zach.....8	12	53	4	49	4.1	1	14	6.1
Donald, Centarius.....9	11	32	3	29	2.6	0	8	3.2
Sanders, Zarrell.....9	3	16	0	16	5.3	0	8	1.8
Ambrose, Luther.....9	10	23	10	13	1.3	0	7	1.4
Wells, Cody.....9	2	9	0	9	4.5	0	9	1.0
Munoz, Aaron.....9	2	14	11	3	1.5	0	14	0.3
TEAM.....6	11	0	42	-42	-3.8	0	0	-7.0
Total.....9	340	1243	337	906	2.7	10	43	100.7
Opponents.....9	345	1765	221	1544	4.5	18	50	171.6

PASSING.....G	Effic	Cmp-Att-Int	Pct	Yds	TD	Lng	Avg/G
Browning, Kolton.....9	129.34	191-301-8	63.5	2080	12	82	231.1
Wells, Cody.....9	85.57	8-13-1	61.5	61	0	15	6.8
Munoz, Aaron.....9	190.13	1-3-0	33.3	56	0	56	6.2
Russell, Luke.....8	385.60	1-1-0	100.0	34	0	34	4.2
Rhodes, Zach.....8	192.40	1-1-0	100.0	11	0	11	1.4
Total.....9	129.13	202-319-9	63.3	2242	12	82	249.1
Opponents.....9	132.23	156-275-10	56.7	2042	17	94	226.9

RECEIVING.....G	No.	Yds	Avg	TD	Long	Avg/G
Ambrose, Luther.....9	52	562	10.8	4	39	62.4
Maye, Tavares.....9	35	431	12.3	3	82	47.9
McCall, Anthony.....9	32	473	14.8	2	52	52.6
Leonard, Brent.....9	27	309	11.4	3	33	34.3
Goodin, Frank.....9	14	119	8.5	0	28	13.2
Edwards, Jyruss.....9	11	71	6.5	0	11	7.9
Sanders, Zarrell.....9	9	83	9.2	0	13	9.2
Jordan, Alvin.....7	9	79	8.8	0	17	11.3
Steed, Kevin.....9	4	22	5.5	0	7	2.4
Hamm, Je'Ron.....9	2	16	8.0	0	11	1.8
Lovett, Rodney.....8	2	6	3.0	0	3	0.8
Donald, Centarius.....9	2	5	2.5	0	7	0.6
Rhodes, Zach.....8	1	56	56.0	0	56	7.0
Russell, Luke.....8	1	7	7.0	0	7	0.9
Taylor, Tim.....3	1	3	3.0	0	3	1.0
Total.....9	202	2242	11.1	12	82	249.1
Opponents.....9	156	2042	13.1	17	94	226.9

PUNTING.....No.	Yds	Avg	Long	TB	FC	I20	Blkd
Munoz, Aaron.....53	2058	38.8	60	2	13	13	0
Total.....53	2058	38.8	60	2	13	13	0
Opponents.....39	1577	40.4	60	7	2	11	0

KICKOFFS.....No.	Yds	Avg	TB	OB	Retn	Net	YdLn
Jabour, Radi.....35	2041	58.3	3	0			
Total.....35	2041	58.3	3	0	647	38.1	31
Opponents.....52	3281	63.1	8	0	959	41.6	28

TEAM STATISTICS

	ULM	OPP
SCORING	179	278
Points Per Game	19.9	30.9

FIRST DOWNS	ULM	OPP
Rushing	56	84
Passing	105	92
Penalty	7	13

RUSHING YARDAGE	ULM	OPP
Yards gained rushing	1243	1765
Yards lost rushing	337	221
Rushing Attempts	340	345
Average Per Rush	2.7	4.5
Average Per Game	100.7	171.6
TDs Rushing	10	18

PASSING YARDAGE	ULM	OPP
Comp-Att-Int	202-319-9	156-275-10
Average Per Pass	7.0	7.4
Average Per Catch	11.1	13.1
Average Per Game	249.1	226.9
TDs Passing	12	17

TOTAL OFFENSE	ULM	OPP
Total Plays	659	620
Average Per Play	4.8	5.8
Average Per Game	349.8	398.4

KICK RETURNS: #-Yards	44-959	31-647
PUNT RETURNS: #-Yards	14-38	17-173
INT RETURNS: #-Yards	10-147	9-165
KICK RETURN AVERAGE	21.8	20.9
PUNT RETURN AVERAGE	2.7	10.2
INT RETURN AVERAGE	14.7	18.3
FUMBLES-LOST	23-8	15-5

PENALTIES-Yards	77-612	56-449
Average Per Game	68.0	49.9

PUNTS-Yards	53-2058	39-1577
Average Per Punt	38.8	40.4
Net punt average	34.8	35.9

TIME OF POSSESSION/GAME	31:56	28:04
-------------------------	-------	-------

3RD-DOWN Conversions	54/146	52/123
3rd-Down Pct	37%	42%
4TH-DOWN Conversions	12/24	4/13
4th-Down Pct	50%	31%

SACKS BY-Yards	20-107	28-160
MISC YARDS	0	7
TOUCHDOWNS SCORED	23	37
FIELD GOALS-ATTEMPTS	5-7	7-12
ON-SIDE KICKS	0-1	0-0
RED-ZONE SCORES	(18-25) 72%	(33-41) 80%
RED-ZONE TOUCHDOWNS	(13-25) 52%	(26-41) 63%
PAT-ATTEMPTS	(18-20) 90%	(35-36) 97%

ATTENDANCE	107483	155430
Games/Avg Per Game	4/26871	5/31086
Neutral Site Games		0/0

SCORE BY QUARTERS	1st	2nd	3rd	4th	OT	Total
ULM	30	46	25	71	7	179
Opponents	76	70	54	64	14	278

2010 STATISTICS

SCORING.....	TD	FGs	Kick	Rush	Rcv	Pass	DXP	Saf	Points
Jabour, Radi.....	0	5-7	18-20	0-0	0	0-0	0	0	33
Maye, Tavarese.....	4	0-0	0-0	0-0	0	0-0	0	0	24
Ambrose, Luther.....	4	0-0	0-0	0-0	0	0-0	0	0	24
Leonard, Brent.....	3	0-0	0-0	0-0	2	0-0	0	0	22
Edwards, Jyruss.....	3	0-0	0-0	0-0	0	0-0	0	0	18
Browning, Kolton.....	3	0-0	0-0	0-0	0	3-3	0	0	18
McCall, Anthony.....	2	0-0	0-0	0-0	1	0-0	0	0	14
Goodin, Frank.....	2	0-0	0-0	0-0	0	0-0	0	0	12
Nelson, Robert.....	1	0-0	0-0	0-0	0	0-0	0	0	6
Rhodes, Zach.....	1	0-0	0-0	0-0	0	0-0	0	0	6
Dorsey, Ken.....	0	0-0	0-0	0-0	0	0-0	0	1	2
Total.....	23	5-7	18-20	0-0	3	3-3	0	1	179
Opponents.....	37	7-12	35-36	0-1	0	0-0	0	0	278

TOTAL OFFENSE.....	G	Plays	Rush	Pass	Total	Avg/G
Browning, Kolton.....	9	440	306	2080	2386	265.1
Goodin, Frank.....	9	94	256	0	256	28.4
Edwards, Jyruss.....	9	51	199	0	199	22.1
Wells, Cody.....	9	15	9	61	70	7.8
Maye, Tavarese.....	9	5	68	0	68	7.6
Rhodes, Zach.....	8	13	49	11	60	7.5
Munoz, Aaron.....	9	5	3	56	59	6.6
Russell, Luke.....	8	1	0	34	34	4.2
Donald, Centarius.....	9	11	29	0	29	3.2
Sanders, Zarrell.....	9	3	16	0	16	1.8
Ambrose, Luther.....	9	10	13	0	13	1.4
TEAM.....	6	11	-42	0	-42	-7.0
Total.....	9	659	906	2242	3148	349.8
Opponents.....	9	620	1544	2042	3586	398.4

FIELD GOALS.....	FGM-FGA	Pct	01-19	20-29	30-39	40-49	50-99	Lg	Blk
Jabour, Radi.....	5-7	71.4	0-0	1-2	3-4	1-1	0-0	42	1

FG SEQUENCE	ULM	OPPONENTS
Arkansas.....	-	(26)
Arkansas St.....	30	41,(37),(24)
Southeastern Louisiana.....	-	28
Auburn.....	(35)	(19)
Florida Atlantic.....	23,(30)	(28)
WKU.....	-	(25)
Middle Tennessee.....	(20)	47,(24)
TROY.....	-	23
FIU.....	(42),(37)	46

Numbers in (parentheses) indicate field goal was made.

ALL PURPOSE.....	G	Rush	Rec	PR	KOR	IR	Tot	Avg/G
Ambrose, Luther.....	9	13	562	0	359	0	934	103.8
Edwards, Jyruss.....	9	199	71	0	409	0	679	75.4
Maye, Tavarese.....	9	68	431	5	9	0	513	57.0
McCall, Anthony.....	9	0	473	0	0	0	473	52.6
Goodin, Frank.....	9	256	119	0	23	0	398	44.2
Leonard, Brent.....	9	0	309	12	0	0	321	35.7
Browning, Kolton.....	9	306	0	0	0	0	306	34.0
Donald, Centarius.....	9	29	5	0	100	0	134	14.9
Rhodes, Zach.....	8	49	56	0	0	0	105	13.1
Sanders, Zarrell.....	9	16	83	0	0	0	99	11.0
Nelson, Robert.....	9	0	0	26	0	55	81	9.0
Jordan, Alvin.....	7	0	79	0	0	0	79	11.3
Dorsey, Ken.....	9	0	0	0	0	56	56	6.2
Lovett, Rodney.....	8	0	6	0	25	0	31	3.9
Newsome, Isaiah.....	9	0	0	1	29	0	30	3.3
Steed, Kevin.....	9	0	22	0	0	0	22	2.4
Kittle, Ty.....	9	0	0	0	20	0	20	2.2
Ibe, Alex.....	9	0	0	0	0	20	20	2.2
Prelow, Darius.....	9	0	0	0	0	16	16	1.8
Hamm, Je'Ron.....	9	0	16	0	0	0	16	1.8
Wells, Cody.....	9	9	0	0	0	0	9	1.0
Russell, Luke.....	8	0	7	0	0	0	7	0.9
Taylor, Tim.....	3	0	3	0	0	0	3	1.0
Munoz, Aaron.....	9	3	0	0	0	0	3	0.3
Mitchell, Henry.....	9	0	0	-6	0	0	-6	-0.7
Washington, Monterre.....	3	0	0	0	-15	0	-15	-5.0
TEAM.....	6	-42	0	0	0	0	-42	-7.0
Total.....	9	906	2242	38	959	147	4292	476.9
Opponents.....	9	1544	2042	173	647	165	4571	507.9

PUNT RETURNS.....	No.	Yds	Avg	TD	Long
Nelson, Robert.....	6	26	4.3	0	9
Leonard, Brent.....	5	12	2.4	0	5
Maye, Tavarese.....	1	5	5.0	0	5
Newsome, Isaiah.....	1	1	1.0	0	1
Mitchell, Henry.....	1	-6	-6.0	0	0
Total.....	14	38	2.7	0	9
Opponents.....	17	173	10.2	0	19

INTERCEPTIONS.....	No.	Yds	Avg	TD	Long
Prelow, Darius.....	2	16	8.0	0	16
Nelson, Robert.....	2	55	27.5	1	55
Blakes, Cameron.....	1	0	0.0	0	0
Peterson, Otis.....	1	0	0.0	0	0
Ibe, Alex.....	1	20	20.0	0	20
Smith, Theo.....	1	0	0.0	0	0
Dorsey, Ken.....	1	56	56.0	0	56
Newton, Keavon.....	1	0	0.0	0	0
Total.....	10	147	14.7	1	56
Opponents.....	9	165	18.3	1	70

KICK RETURNS.....	No.	Yds	Avg	TD	Long
Ambrose, Luther.....	18	359	19.9	0	27
Edwards, Jyruss.....	16	409	25.6	0	37
Donald, Centarius.....	4	100	25.0	0	36
Kittle, Ty.....	1	20	20.0	0	20
Washington, Monterre.....	1	-15	-15.0	0	4
Taylor, Tim.....	1	0	0.0	0	0
Maye, Tavarese.....	1	9	9.0	0	9
Goodin, Frank.....	1	23	23.0	0	23
Lovett, Rodney.....	1	25	25.0	0	25
Newsome, Isaiah.....	0	29	0.0	0	29
Total.....	44	959	21.8	0	37
Opponents.....	31	647	20.9	1	95

FUMBLE RETURNS.....	No.	Yds	Avg	TD	Long
Total.....	0	0	0.0	0	0
Opponents.....	0	0	0.0	0	0

2010 STATISTICS

DEFENSE	GP-GS	-----Tackles-----			TFL/Yds	-Sacks-	---Pass Def---		QBH	-----Fumbles-----		Blkd	Saf
		Solo	Ast	Total			No-Yards	Int-Yds		BrUp	Rcv-Yds		
54 Edwards, Jason	9-9	49	16	65	5.5-20	2.0-9	.	.	.	1-0	.	.	
35 Blakes, Cameron	9-9	48	14	62	7.0-32	4.0-22	1-0	2	2	.	.	.	
37 Prelow, Darius	9-9	34	16	50	1.5-2	.	2-16	5	
3 Ibe, Alex	9-9	38	5	43	1.0-2	.	1-20	5	1	.	.	.	
6 Nelson, Robert	9-9	35	7	42	5.0-12	1.0-2	2-55	5	.	1-0	.	.	
52 Dorsey, Ken	9-9	33	8	41	10.0-30	3.0-6	1-56	2	5	1-0	1	1	
42 Smith, Theo	9-9	20	14	34	5.0-24	3.0-20	1-0	1	2	.	.	.	
9 Peterson, Otis	9-6	31	3	34	.	.	1-0	3	.	.	1	.	
8 Usher, Khairi	5-5	22	7	29	1.0-1	.	.	2	1	.	2	.	
26 Brown, Nate	6-3	21	4	25	1-0	1	.	
25 Newsome, Isaiah	9-4	16	7	23	0.5-0	.	.	2	
80 Milton, Keavon	9-9	18	4	22	1.0-7	2.0-7	1-0	.	3	.	.	.	
92 Hunter, Quantez	9-4	13	5	18	2.0-3	1.0-1	
31 Mitchell, Henry	9-0	7	7	14	.	.	.	1	
44 Landry, Jordan	9-0	9	4	13	3.0-22	3.0-22	.	1	1	.	.	.	
50 Glenn, Bryan	9-4	7	4	11	1.0-5	1.0-5	.	.	1	.	.	.	
27 Eddie, Vincent	9-0	7	2	9	.	.	.	1	.	1-0	.	.	
21 Giddens, Troy	9-0	8	1	9	1.0-2	
30 Hardy, Brandon	9-0	5	2	7	
97 Caldwell, Kentarius	8-0	5	1	6	0.5-0	
4 Rhodes, Zach	8-0	4	1	5	
94 Tharp, Madison	9-0	2	3	5	
90 Jefferies, Emanuel	6-1	4	1	5	1.0-1	.	.	.	1	.	.	.	
98 Stovall, Ray	9-0	4	.	4	
49 Carpenter, C.C.	9-0	3	1	4	
28 Lovett, Rodney	8-0	4	.	4	
81 Maye, Tavarese	9-8	2	1	3	
48 Veal, Roland	9-0	3	.	3	
41 Jones, Lincston	6-0	1	1	2	
85 Jabour, Radi	9-0	1	1	2	
91 Moore, Aaron	9-0	2	.	2	1.0-3	1.0-3	
55 Evans, Troy	1-0	1	.	1	
53 Dvoracek, Patrick	9-3	1	.	1	
57 Montgomery, Anthony	9-8	.	1	1	
87 Kittle, Ty	9-1	.	1	1	
38 Donald, Centarius	9-0	1	.	1	
TM TEAM	6-0	1	.	1	1.0-10	1.0-10	.	1	
83 McCall, Anthony	9-9	1	.	1	
7 Edwards, Jyruss	9-4	1	.	1	
22 Ambrose, Luther	9-9	1	.	1	
Total.....	9-0	463	142	605	48-176	20-107	10-147	31	17	5-0	5	.	1
Opponents.....	9-0	514	163	677	69.0-269	28-160	9-165	27	25	8-0	6	3	.

2010 SUN BELT STATISTICS

2010 SEASON RESULTS (4-5, 3-3 SUN BELT)					
DATE	OPPONENT	LOCATION	RESULT	TV	ATTENDANCE
SEPT. 18	AT ARKANSAS STATE	JONESBORO, ARK.	L, 20-34	SBN	23,176
OCT. 9	FLORIDA ATLANTIC	MONROE, LA.	W, 20-17		16,513
OCT. 16	AT WESTERN KENTUCKY	BOWLING GREEN, KY.	W, 35-30		15,142
OCT. 23	AT MIDDLE TENNESSEE	MURFREESBORO, TENN.	L, 10-38		19,052
OCT. 30	TROY	MONROE, LA.	W, 28-14	SBN	19,980
Nov. 6	AT FIU	MIAMI, FLA.	L, 35-42 (2OT)	SBN	17,310
Nov. 20	NORTH TEXAS	MONROE, LA.	2:30 P.M.		
Nov. 27	UL-LAFAYETTE	MONROE, LA.	2:30 P.M.		

INDIVIDUAL STATISTICS

RUSHING.....	GP	Att	Gain	Loss	Net	Avg	TD	Long	Avg/G
Browning, Kolton.....	6	94	377	158	219	2.3	2	21	36.5
Goodin, Frank.....	6	58	182	19	163	2.8	2	15	27.2
Edwards, Jyruss.....	6	40	164	19	145	3.6	3	33	24.2
Maye, Tavares.....	6	5	68	0	68	13.6	1	43	11.3
Rhodes, Zach.....	5	7	33	4	29	4.1	1	14	5.8
Munoz, Aaron.....	6	1	14	0	14	14.0	0	14	2.3
Sanders, Zarrell.....	6	1	6	0	6	6.0	0	6	1.0
Donald, Centarius.....	6	2	2	0	2	1.0	0	2	0.3
Ambrose, Luther.....	6	5	8	10	-2	-0.4	0	7	-0.3
TEAM.....	4	5	0	6	-6	-1.2	0	0	-1.5
Total.....	6	218	854	216	638	2.9	9	43	106.3
Opponents.....	6	257	1333	175	1158	4.5	12	39	193.0

PASSING.....	G	Effic	Cmp-Att-Int	Pct	Yds	TD	Lng	Avg/G
Browning, Kolton.....	6	130.98	136-217-6	62.7	1554	9	82	259.0
Wells, Cody.....	6	195.20	3-3-0	100.0	34	0	15	5.7
Munoz, Aaron.....	6	190.13	1-3-0	33.3	56	0	56	9.3
Rhodes, Zach.....	5	192.40	1-1-0	100.0	11	0	11	2.2
Russell, Luke.....	5	385.60	1-1-0	100.0	34	0	34	6.8
Total.....	6	134.03	142-225-6	63.1	1689	9	82	281.5
Opponents.....	6	122.14	91-167-7	54.5	1158	9	75	193.0

RECEIVING.....	G	No.	Yds	Avg	TD	Long	Avg/G
Ambrose, Luther.....	6	42	428	10.2	3	26	71.3
Maye, Tavares.....	6	24	319	13.3	2	82	53.2
McCall, Anthony.....	6	22	389	17.7	1	52	64.8
Leonard, Brent.....	6	18	225	12.5	3	33	37.5
Goodin, Frank.....	6	10	98	9.8	0	28	16.3
Jordan, Alvin.....	6	7	46	6.6	0	15	7.7
Edwards, Jyruss.....	6	7	45	6.4	0	11	7.5
Sanders, Zarrell.....	6	5	47	9.4	0	13	7.8
Hamm, Je'Ron.....	6	2	16	8.0	0	11	2.7
Rhodes, Zach.....	5	1	56	56.0	0	56	11.2
Steed, Kevin.....	6	1	7	7.0	0	7	1.2
Donald, Centarius.....	6	1	7	7.0	0	7	1.2
Taylor, Tim.....	2	1	3	3.0	0	3	1.5
Lovett, Rodney.....	5	1	3	3.0	0	3	0.6
Total.....	6	142	1689	11.9	9	82	281.5
Opponents.....	6	91	1158	12.7	9	75	193.0

PUNTING.....	No.	Yds	Avg	Long	TB	FC	I20	Bikd
Munoz, Aaron.....	34	1314	38.6	56	2	8	10	0
Total.....	34	1314	38.6	56	2	8	10	0
Opponents.....	28	1193	42.6	60	5	2	8	0

KICKOFFS.....	No.	Yds	Avg	TB	OB	Retn	Net	YdLn
Jabour, Radi.....	27	1562	57.9	2	0			
Total.....	27	1562	57.9	2	0	508	37.6	32
Opponents.....	33	2046	62.0	7	0	575	40.3	29

TEAM STATISTICS

	ULM	OPP				
SCORING	148	175				
Points Per Game	24.7	29.2				
FIRST DOWNS	116	125				
Rushing	36	63				
Passing	75	53				
Penalty	5	9				
RUSHING YARDAGE	638	1158				
Yards gained rushing	854	1333				
Yards lost rushing	216	175				
Rushing Attempts	218	257				
Average Per Rush	2.9	4.5				
Average Per Game	106.3	193.0				
TDs Rushing	9	12				
PASSING YARDAGE	1689	1158				
Comp-Att-Int	142-225-6	91-167-7				
Average Per Pass	7.5	6.9				
Average Per Catch	11.9	12.7				
Average Per Game	281.5	193.0				
TDs Passing	9	9				
TOTAL OFFENSE	2327	2316				
Total Plays	443	424				
Average Per Play	5.3	5.5				
Average Per Game	387.8	386.0				
KICK RETURNS: #-Yards	26-575	24-508				
PUNT RETURNS: #-Yards	10-31	9-65				
INT RETURNS: #-Yards	7-127	6-146				
KICK RETURN AVERAGE	22.1	21.2				
PUNT RETURN AVERAGE	3.1	7.2				
INT RETURN AVERAGE	18.1	24.3				
FUMBLES-LOST	11-2	10-3				
PENALTIES-Yards	47-366	43-350				
Average Per Game	61.0	58.3				
PUNTS-Yards	34-1314	28-1193				
Average Per Punt	38.6	42.6				
Net punt average	35.6	37.9				
TIME OF POSSESSION/GAME	30:48	29:12				
3RD-DOWN Conversions	35/97	38/86				
3rd-Down Pct	36%	44%				
4TH-DOWN Conversions	9/17	2/5				
4th-Down Pct	53%	40%				
SACKS BY-Yards	14-81	22-127				
MISC YARDS	0	7				
TOUCHDOWNS SCORED	19	23				
FIELD GOALS-ATTEMPTS	4-6	5-9				
ON-SIDE KICKS	0-1	0-0				
RED-ZONE SCORES	(16-22) 73%	(20-26) 77%				
RED-ZONE TOUCHDOWNS	(12-22) 55%	(15-26) 58%				
PAT-ATTEMPTS	(14-16) 88%	(22-22) 100%				
ATTENDANCE	36493	74671				
Games/Avg Per Game	2/18246	4/18668				
Neutral Site Games		0/0				
SCORE BY QUARTERS						
	1st	2nd	3rd	4th	OT	Total
ULM	27	32	25	57	7	148
Opponents	45	56	27	33	14	175

2010 SUN BELT STATISTICS

SCORING.....	TD	FGs	Kick	Rush	Rcv	Pass	DXP	Saf	Points	PUNT RETURNS	No.	Yds	Avg	TD	Long
Jabour, Radi.....	0	4-6	14-16	0-0	0	0-0	0	0	26	Nelson, Robert.....	6	26	4.3	0	9
Leonard, Brent.....	3	0-0	0-0	0-0	2	0-0	0	0	22	Mitchell, Henry	1	-6	-6.0	0	0
Edwards, Jyruss.....	3	0-0	0-0	0-0	0	0-0	0	0	18	Maye, Tavarese.....	1	5	5.0	0	5
Maye, Tavarese.....	3	0-0	0-0	0-0	0	0-0	0	0	18	Leonard, Brent.....	1	5	5.0	0	5
Ambrose, Luther.....	3	0-0	0-0	0-0	0	0-0	0	0	18	Newsome, Isaiah.....	1	1	1.0	0	1
Browning, Kolton.....	2	0-0	0-0	0-0	0	3-3	0	0	12	Total.....	10	31	3.1	0	9
Goodin, Frank.....	2	0-0	0-0	0-0	0	0-0	0	0	12	Opponents.....	9	65	7.2	0	13
McCall, Anthony.....	1	0-0	0-0	0-0	1	0-0	0	0	8	INTERCEPTIONS					
Rhodes, Zach.....	1	0-0	0-0	0-0	0	0-0	0	0	6	No.	Yds	Avg	TD	Long	
Nelson, Robert.....	1	0-0	0-0	0-0	0	0-0	0	0	6	Prelow, Darius.....	2	16	8.0	0	16
Dorsey, Ken.....	0	0-0	0-0	0-0	0	0-0	0	1	2	Nelson, Robert.....	2	55	27.5	1	55
Total.....	19	4-6	14-16	0-0	3	3-3	0	1	148	Milton, Keavon.....	1	0	0.0	0	0
Opponents.....	23	5-9	22-22	0-1	0	0-0	0	0	175	Dorsey, Ken.....	1	56	56.0	0	56

TOTAL OFFENSE.....	G	Plays	Rush	Pass	Total	Avg/G
Browning, Kolton.....	6	311	219	1554	1773	295.5
Goodin, Frank.....	6	58	163	0	163	27.2
Edwards, Jyruss.....	6	40	145	0	145	24.2
Munoz, Aaron.....	6	4	14	56	70	11.7
Maye, Tavarese.....	6	5	68	0	68	11.3
Rhodes, Zach.....	5	8	29	11	40	8.0
Russell, Luke.....	5	1	0	34	34	6.8
Wells, Cody.....	6	3	0	34	34	5.7
Sanders, Zarrell.....	6	1	6	0	6	1.0
Donald, Centarius.....	6	2	2	0	2	0.3
Ambrose, Luther.....	6	5	-2	0	-2	-0.3
TEAM.....	4	5	-6	0	-6	-1.5
Total.....	6	443	638	1689	2327	387.8
Opponents.....	6	424	1158	1158	2316	386.0

KICK RETURNS.....	No.	Yds	Avg	TD	Long
Edwards, Jyruss.....	14	366	26.1	0	37
Ambrose, Luther.....	6	115	19.2	0	21
Donald, Centarius.....	2	66	33.0	0	36
Kittle, Ty.....	1	20	20.0	0	20
Taylor, Tim.....	1	0	0.0	0	0
Washington, Monterre.....	1	-15	-15.0	0	4
Goodin, Frank.....	1	23	23.0	0	23
Total.....	26	575	22.1	0	37
Opponents.....	24	508	21.2	1	95

FIELD GOALS	FGM-FGA	Pct	01-19	20-29	30-39	40-49	50-99	Lg	Blk
Jabour, Radi.....	4-6	66.7	0-0	1-2	2-3	1-1	0-0	42	1

FUMBLE RETURNS	No.	Yds	Avg	TD	Long
Total.....	0	0	0.0	0	0
Opponents.....	1	56	56.0	0	56

FG SEQUENCE	ULM	OPPONENTS
Arkansas St.	30	41,(37),(24)
Florida Atlantic	23,(30)	(28)
WKU	-	(25)
Middle Tennessee	(20)	47,(24)
TROY	-	23
FIU	(42),(37)	46

Numbers in (parentheses) indicate field goal was made.

ALL PURPOSE	G	Rush	Rec	PR	KOR	IR	Tot	Avg/G
Edwards, Jyruss.....	6	145	45	0	366	0	556	92.7
Ambrose, Luther.....	6	-2	428	0	115	0	541	90.2
Maye, Tavarese.....	6	68	319	5	0	0	392	65.3
McCall, Anthony.....	6	0	389	0	0	0	389	64.8
Goodin, Frank.....	6	163	98	0	23	0	284	47.3
Leonard, Brent.....	6	0	225	5	0	0	230	38.3
Browning, Kolton.....	6	219	0	0	0	0	219	36.5
Rhodes, Zach.....	5	29	56	0	0	0	85	17.0
Nelson, Robert.....	6	0	0	26	0	55	81	13.5
Donald, Centarius.....	6	2	7	0	66	0	75	12.5
Dorsey, Ken.....	6	0	0	0	0	56	56	9.3
Sanders, Zarrell.....	6	6	47	0	0	0	53	8.8
Jordan, Alvin.....	6	0	46	0	0	0	46	7.7
Kittle, Ty.....	6	0	0	0	20	0	20	3.3
Prelow, Darius.....	6	0	0	0	0	16	16	2.7
Hamm, Je'Ron.....	6	0	16	0	0	0	16	2.7
Munoz, Aaron.....	6	14	0	0	0	0	14	2.3
Steed, Kevin.....	6	0	7	0	0	0	7	1.2
Taylor, Tim.....	2	0	3	0	0	0	3	1.5
Lovett, Rodney.....	5	0	3	0	0	0	3	0.6
Newsome, Isaiah.....	6	0	0	1	0	0	1	0.2
Mitchell, Henry.....	6	0	0	-6	0	0	-6	-1.0
TEAM.....	4	-6	0	0	0	0	-6	-1.5
Washington, Monterre.....	2	0	0	0	-15	0	-15	-7.5
Total.....	6	638	1689	31	575	127	3060	510.0
Opponents.....	6	1158	1158	65	508	146	3035	505.8

2010 SUN BELT STATISTICS

DEFENSE	GP-GS	-----Tackles-----			TFL/Yds	-Sacks-	---Pass Def---		QBH	-----Fumbles-----		Blkd	Saf
		Solo	Ast	Total			No-Yards	Int-Yds		BrUp	Rcv-Yds		
54 Edwards, Jason	6-6	32	12	44	4.5-12	2.0-9	.	.	.	1-0	.	.	.
35 Blakes, Cameron	6-6	34	8	42	6.0-30	3.0-20	.	2
37 Prelow, Darius	6-6	27	9	36	1.5-2	.	2-16	3
52 Dorsey, Ken	6-6	25	5	30	7.0-22	2.0-1	1-56	1	2	.	.	.	1
3 Ibe, Alex	6-6	27	3	30	.	.	.	1	1
9 Peterson, Otis	6-5	24	3	27	.	.	.	2	.	.	1	.	.
42 Smith, Theo	6-6	16	10	26	5.0-24	3.0-20	1-0	1	1
6 Nelson, Robert	6-6	15	7	22	1.0-2	.	2-55	2	.	1-0	.	.	.
25 Newsome, Isaiah	6-3	12	7	19	0.5-0	.	.	2
92 Hunter, Quantez	6-4	12	4	16	2.0-3	1.0-1
8 Usher, Khairi	3-3	14	2	16	.	.	.	1	.	.	1	.	.
26 Brown, Nate	4-1	12	3	15
80 Milton, Keavon	6-6	13	1	14	1.0-7	1.5-7	1-0	.	2
44 Landry, Jordan	6-0	6	4	10	1.0-8	1.0-8	.	1	1
31 Mitchell, Henry	6-0	6	4	10	.	.	.	1
50 Glenn, Bryan	6-1	4	2	6	1.0-5	1.0-5
90 Jefferies, Emanuel	4-1	4	1	5	1.0-1	.	.	.	1
27 Eddie, Vincent	6-0	3	2	5	.	.	.	1	.	1-0	.	.	.
30 Hardy, Brandon	6-0	3	1	4
49 Carpenter, C.C.	6-0	3	1	4
28 Lovett, Rodney	5-0	4	.	4
97 Caldwell, Kentarius	5-0	3	1	4	0.5-0
81 Maye, Tavarese	6-5	2	1	3
94 Tharp, Madison	6-0	2	1	3
21 Giddens, Troy	6-0	3	.	3
48 Veal, Roland	6-0	3	.	3
4 Rhodes, Zach	5-0	2	.	2
22 Ambrose, Luther	6-6	1	.	1
57 Montgomery, Anthony	6-5	.	1	1
41 Jones, Lincston	5-0	.	1	1
91 Moore, Aaron	6-0	1	.	1
87 Kittle, Ty	6-1	.	1	1
85 Jabour, Radi	6-0	.	1	1
TM TEAM	4-0	1	.	1	1.0-10	1.0-10	.	1
55 Evans, Troy	1-0	1	.	1
53 Dvoracek, Patrick	6-1	1	.	1
Total.....	6-0	316	96	412	33-126	14-81	7-127	19	8	3-0	2	.	1
Opponents.....	6-0	328	106	434	44.0-190	22-127	6-146	19	11	2-0	2	3	.

GAME-BY-GAME

RUSHING												
Rush-Yds/TD	Arkansas	Ark. State	SE La.	Auburn	FAU	WKU	MTSU	Troy	FIU	LSU	UNT	ULL
Ambrose	3-8/0	2-8/0	0-0/0	2-7/0	0-0/0	1-0/0	2-(-10)/0	0-0/0	0-0/0			
Browning	11-25/0	18-83/0	22-75/1	12-(-13)/0	16-8/0	9-52/0	13-(-20)/0	19-26/2	19-70/0			
Donald	0-0/0	0-0/0	0-0/0	9-27/0	0-0/0	0-0/0	2-2/0	0-0/0	0-0/0			
Edwards	6-33/0	1-8/0	5-21/0	0-0/0	5-13/1	12-60/2	4-7/0	11-39/0	7-18/0			
Goodin	12-44/0	6-14/0	19-43/0	5-6/0	11-30/0	8-21/1	5-4/0	15-66/0	13-28/1			
Maye	0-0/0	1-5/0	0-0/0	0-0/0	2-19/0	0-0/0	0-0/0	2-44/1	0-0/0			
Rhodes	3-10/0	2-6/1	1-7/0	1-3/0	3-(-1)/0	0-0/0	1-14/0	1-10/0	DNP			
Sanders	0-0/0	0-0/0	0-0/0	2-10/0	0-0/0	0-0/0	0-0/0	1-6/0	0-0/0			
Wells	1-0/0	DNP	DNP	1-9/0	DNP	DNP	0-0/0	DNP	0-0/0			

RECEIVING												
Rec-Yds/TD	Arkansas	Ark. State	SE La.	Auburn	FAU	WKU	MTSU	Troy	FIU	LSU	UNT	ULL
Ambrose	1-25/1	7-84/1	2-53/0	7-56/0	6-61/0	5-77/1	9-66/1	7-73/0	8-67/0			
Donald	1-(-2)/0	0-0/0	0-0/0	0-0/0	0-0/0	0-0/0	1-7/0	0-0/0	0-0/0			
Edwards	0-0/0	0-0/0	0-0/0	4-26/0	3-22/0	2-18/0	1-4/0	1-1/0	0-0/0			
Goodin	1-4/0	2-15/0	1-4/0	2-13/0	2-9/0	1-24/0	3-37/0	0-0/0	2-13/0			
Jordan	2-33/0	1-9/0	DNP	DNP	0-0/0	1-7/0	1-6/0	1-0/0	3-24/0			
Hamm	0-0/0	0-0/0	0-0/0	0-0/0	1-11/0	0-0/0	1-5/0	0-0/0	0-0/0			
Leonard	1-(-1)/0	3-67/1	6-51/0	2-34/0	3-36/1	2-19/0	4-42/0	3-33/0	3-28/1			
Lovett	0-0/0	0-0/0	0-0/0	1-3/0	0-0/0	0-0/0	1-3/0	DNP	0-0/0			
Maye	2-13/0	2-11/0	3-54/1	6-45/0	3-27/0	5-31/0	3-27/0	4-77/1	7-146/1			
McCall	0-0/0	2-68/0	8-69/1	2-15/0	5-96/0	2-19/0	2-65/0	5-53/0	6-88/1			
Russell	0-0/0	0-0/0	0-0/0	1-7/0	0-0/0	0-0/0	0-0/0	0-0/0	0-0/0			
Sanders	0-0/0	2-13/0	1-9/0	3-27/0	1-13/0	1-10/0	1-11/0	0-0/0	0-0/0			
Steed	0-0/0	0-0/0	2-9/0	1-6/0	1-7/0	0-0/0	0-0/0	0-0/0	DNP			
Taylor	DNP	DNP	DNP	0-0/0	0-0/0	1-3/0	DNP	DNP	DNP			

PASSING			FIELD GOALS			PUNTING		
C-A-I-Yds/TD	Browning	Wells	Made, Missed, Blocked	Jabour	Fryoux	No.-Avg./120	Munoz	Fryoux
Arkansas	7-17-1-74/1	1-2-0-(-2)/0	Arkansas	--	--	Arkansas	9-41.6/1	--
Arkansas State	19-32-2-267/2	DNP	Arkansas State	<u>30</u>	--	Arkansas State	2-38.5/0	--
SE Louisiana	23-34-1-249/2	DNP	SE Louisiana	--	--	SE Louisiana	6-36.3/1	--
Auburn	25-33-0-203/0	4-8-1-29/0	Auburn	35	--	Auburn	4-38.0/1	--
Florida Atlantic	25-41-1-282/1	DNP	Florida Atlantic	23, 30	--	Florida Atlantic	4-28.2/0	--
Western Kentucky	20-33-0-208/1	DNP	Western Kentucky	--	--	Western Kentucky	5-34.2/3	--
Middle Tennessee	25-43-2-232/1	1-1-0-7/0	Middle Tennessee	20	--	Middle Tennessee	10-39.5/4	--
Troy	20-30-1-226/1	DNP	Troy	--	--	Troy	8-41.0/2	--
FIU	27-38-1-339/3	2-2-0-27/0	FIU	42, 27	--	FIU	5-46.0/1	--
LSU			LSU			LSU		
North Texas			North Texas			North Texas		
UL-Lafayette			UL-Lafayette			UL-Lafayette		

TACKLES												
UT-AT-TT	Arkansas	Ark. State	SE La.	Auburn	FAU	WKU	MTSU	Troy	FIU	LSU	UNT	ULL
Blakes	5-2-7	4-6-10	4-3-7	2-4-6	2-6-8	6-0-6	6-1-7	2-1-3	8-1-9			
Brown	6-1-7	DNP	2-1-3	DNP	DNP	3-2-5	5-0-5	3-1-4	1-0-1			
Caldwell	0-0-0	2-0-2	0-0-0	1-1-2	0-0-0	0-0-0	1-0-1	0-1-1	0-0-0			
Carpenter	0-0-0	1-1-2	0-0-0	0-0-0	0-0-0	1-0-1	0-1-1	0-0-0	0-0-0			
Donald	1-0-1	0-0-0	0-0-0	0-0-0	0-0-0	0-0-0	0-0-0	0-0-0	0-0-0			
Dorsey	4-1-5	1-3-4	2-1-3	2-1-3	2-3-5	5-0-5	4-1-5	5-0-5	5-1-6			
Eddie	1-0-1	0-1-1	0-0-0	3-0-3	0-1-1	0-0-0	0-0-0	2-1-3	0-0-0			
Edwards	9-2-11	8-5-13	4-1-5	3-2-5	2-5-7	5-3-8	3-1-4	3-2-5	6-1-7			
Evans	DNP	DNP	DNP	DNP	DNP	DNP	DNP	DNP	1-0-1			
Jefferies	0-0-0	0-1-1	0-0-0	0-0-0	0-0-0	0-0-0	0-0-0	2-0-2	1-1-2			
Jones	DNP	DNP	DNP	1-0-1	0-0-0	0-0-0	0-0-0	0-0-0	0-1-1			
Giddens	1-1-2	1-0-1	1-0-1	1-2-3	0-0-0	0-0-0	0-0-0	1-0-1	1-0-1			
Glenn	2-2-4	0-2-2	1-0-1	0-0-0	0-1-1	0-0-0	1-1-2	0-0-0	1-0-1			
Hardy	1-1-2	0-0-0	1-0-1	0-0-0	0-0-0	2-0-2	0-0-0	0-0-0	1-1-2			
Hunter	0-0-0	0-1-1	1-0-1	0-1-1	0-1-1	6-1-7	5-1-6	0-0-0	1-0-1			
Ibe	4-0-4	4-2-6	3-2-5	1-3-4	2-5-7	4-0-4	4-2-6	1-0-1	6-0-6			
Landry	1-0-1	1-1-2	1-0-1	1-0-1	0-2-2	0-0-0	0-1-1	2-1-3	0-2-2			
Maye	0-0-0	2-0-2	0-0-0	0-0-0	0-1-1	0-0-0	0-0-0	0-0-0	0-0-0			
Milton	3-2-5	2-1-3	0-3-3	0-0-0	1-1-2	5-1-6	2-1-3	0-0-0	0-0-0			
Mitchell	1-1-2	2-2-4	0-1-1	0-1-1	0-1-1	0-0-0	2-0-2	0-2-2	1-0-1			
Moore	0-0-0	0-0-0	0-1-1	0-0-0	0-1-0	0-0-0	0-0-0	0-0-0	0-0-0			
Nelson	9-0-9	3-4-7	5-1-6	4-1-5	3-2-5	3-0-3	1-0-1	3-1-4	2-0-2			
Newsome	0-0-0	0-1-1	0-0-0	4-0-4	1-0-1	0-2-2	3-0-3	5-2-7	3-2-5			
Peterson	3-0-3	4-4-8	0-0-0	4-0-4	4-1-5	3-0-3	2-0-2	4-1-5	4-0-4			
Prelow	1-6-7	3-1-4	1-0-1	3-3-6	1-5-6	7-2-9	2-0-2	5-1-6	6-3-9			
Rhodes	1-0-1	0-0-0	0-0-0	1-1-2	0-1-1	0-0-0	1-0-1	0-0-0	0-0-0			
T. Smith	0-1-1	1-5-6	3-2-5	1-1-2	2-2-4	1-0-1	8-0-8	1-1-2	1-4-5			
Stovall	1-0-1	0-0-0	0-0-0	2-1-3	0-0-0	0-0-0	0-0-0	0-0-0	0-0-0			
Tharp	0-2-2	0-0-0	0-0-0	0-0-0	0-1-1	1-0-1	0-0-0	1-0-1	0-0-0			
Veal	0-0-0	0-0-0	0-0-0	0-0-0	1-0-1	1-0-1	1-0-1	0-0-0	0-0-0			
Usher	6-4-10	1-4-5	2-1-3	DNP	6-1-7	3-1-4	DNP	DNP	DNP			

THE LAST TIME...

Scoring

Scored 30 or more points.....	35 at FIU (Nov. 6, 2010)
Scored 40 or more points.....	48 vs. Florida International (Oct. 3, 2009)
Scored 50 or more points.....	58 vs. Texas Southern (Sept. 12, 2009)
Scored 60 or more points.....	62 vs Weber State (Oct. 1, 1994)
Scored 70 or more points.....	78 vs. Alcorn State (Nov. 21, 1992)

Total Offense

Had more than 400 total yards.....	482 at FIU (Nov. 6, 2010)
Had more than 450 total yards.....	482 at FIU (Nov. 6, 2010)
Had more than 500 total yards.....	577 vs. Florida International (Oct. 3, 2009)
Had more than 550 total yards.....	577 vs. Florida International (Oct. 3, 2009)
Had more than 600 total yards.....	624 vs. Middle Tennessee (Nov. 3, 2007)
Had more than 650 total yards.....	654 vs. Utah State (Oct. 26, 2002)
Had more than 700 total yards.....	742 vs. Alcorn State (Nov. 21, 1992)

Rushing Offense

Rushed for 150 or more yards.....	191 vs. Troy (Oct. 30, 2010)
Rushed for 200 or more yards.....	212 at UL-Lafayette (Nov. 21, 2009)
Rushed for 250 or more yards.....	290 vs. Western Kentucky (Nov. 14, 2009)
Rushed for 300 or more yards.....	304 vs. Florida International (Oct. 3, 2009)
Rushed for 350 or more yards.....	360 vs. Middle Tennessee (Nov. 3, 2007)
Rushed for 400 or more yards.....	502 vs. Alcorn State (Nov. 21, 1992)
Rushed for 450 or more yards.....	502 vs. Alcorn State (Nov. 21, 1992)
Rushed for 500 or more yards.....	502 vs. Alcorn State (Nov. 21, 1992)

Passing Offense

Passed for 250 or more yards.....	366 at FIU (Nov. 6, 2010)
Passed for 300 or more yards.....	366 at FIU (Nov. 6, 2010)
Passed for 350 or more yards.....	366 at FIU (Nov. 6, 2010)
Passed for 400 or more yards.....	470 vs. Utah State (Oct. 26, 2002)
Passed for 450 or more yards.....	470 vs. Utah State (Oct. 26, 2002)
Passed for 500 or more yards.....	619 at Stephen F. Austin (Nov. 11, 1989)

Scoring Defense

Allowed 0 points.....	0 vs. Texas Southern (Sept. 12, 2009)
Allowed 3 or fewer points.....	0 vs. Texas Southern (Sept. 12, 2009)
Allowed 7 or fewer points.....	6 at North Texas (Nov. 7, 2009)
Allowed 10 or fewer points.....	6 at North Texas (Nov. 7, 2009)
Allowed 14 or fewer points.....	14 vs. Troy (Oct. 30, 2010)

Total Defense

Allowed fewer than 75 total yards.....	63 vs Northwestern State (Sept. 1, 2005)
Allowed fewer than 100 total yards.....	63 vs Northwestern State (Sept. 1, 2005)
Allowed fewer than 125 total yards.....	103 vs. Texas Southern (Sept. 12, 2009)
Allowed fewer than 150 total yards.....	103 vs. Texas Southern (Sept. 12, 2009)
Allowed fewer than 175 total yards.....	103 vs. Texas Southern (Sept. 12, 2009)
Allowed fewer than 200 total yards.....	103 vs. Texas Southern (Sept. 12, 2009)
Allowed fewer than 225 total yards.....	103 vs. Texas Southern (Sept. 12, 2009)
Allowed fewer than 250 total yards.....	103 vs. Texas Southern (Sept. 12, 2009)
Allowed fewer than 275 total yards.....	266 vs. Southeastern Louisiana (Sept. 25, 2010)
Allowed fewer than 300 total yards.....	285 vs. Troy (Oct. 30, 2010)

Rushing Defense

Allowed 0 or fewer yards.....	-4 vs. Grambling State (Nov. 10, 2007)
Allowed 10 or fewer yards.....	6 vs. Texas Southern (Sept. 12, 2009)
Allowed 20 or fewer yards.....	6 vs. Texas Southern (Sept. 12, 2009)
Allowed 30 or fewer yards.....	29 vs. Arkansas State (Oct. 13, 2009)
Allowed 40 or fewer yards.....	29 vs. Arkansas State (Oct. 13, 2009)
Allowed 50 or fewer yards.....	50 at Troy (Oct. 31, 2009)
Allowed 60 or fewer yards.....	54 vs. Southeastern Louisiana (Sept. 25, 2010)
Allowed 70 or fewer yards.....	54 vs. Southeastern Louisiana (Sept. 25, 2010)
Allowed 80 or fewer yards.....	54 vs. Southeastern Louisiana (Sept. 25, 2010)
Allowed 90 or fewer yards.....	54 vs. Southeastern Louisiana (Sept. 25, 2010)
Allowed 100 or fewer yards.....	54 vs. Southeastern Louisiana (Sept. 25, 2010)

THE LAST TIME...

Passing Defense

Allowed 0 passing yards	0 vs. Nicholls State (Sept. 16, 2000)
Allowed 50 or fewer passing yards	24 at North Texas (Nov. 21, 2002)
Allowed 100 or fewer passing yards.....	97 vs. Texas Southern (Sept. 12, 2009)
Allowed 150 or fewer passing yards.....	141 vs. Florida Atlantic (Oct. 9, 2010)
Allowed 175 or fewer passing yards.....	167 vs. Troy (Oct. 30, 2010)
Allowed 200 or fewer passing yards.....	167 vs. Troy (Oct. 30, 2010)

Individual Rushing


Had a player rush for 100 or more yards.....	108 by Frank Goodin at UL-Lafayette (Nov. 21, 2009)
Had a player rush for 150 or more yards.....	169 by Frank Goodin vs. Western Kentucky (Nov. 14, 2009)
Had a player rush for 200 or more yards.....	231 by Irving Spikes vs. Idaho (Nov. 20, 1993)
Had a player rush for 225 or more yards.....	231 by Irving Spikes vs. Idaho (Nov. 20, 1993)
Had a player rush for 2 or more touchdowns	2 by Kolton Browning vs. Troy (Oct. 30, 2010)
Had a player rush for 3 or more touchdowns	3 by Frank Goodin vs. Florida International (Oct. 3, 2009)
Had a player rush for 4 or more touchdowns	4 by Marquis Williams at UL-Lafayette (Oct. 25, 1997)
Had a player rush for 5 or more touchdowns	Never

Individual Passing

Had a player pass for 200 or more yards.....	339 by Kolton Browning at FIU (Nov. 6, 2010)
Had a player pass for 250 or more yards.....	339 by Kolton Browning at FIU (Nov. 6, 2010)
Had a player pass for 300 or more yards.....	339 by Kinsmon Lancaster at FIU (Nov. 6, 2010)
Had a player pass for 350 or more yards.....	377 by Kinsmon Lancaster at Kansas (Sept. 9, 2006)
Had a player pass for 400 or more yards.....	470 by Steven Jyles vs. Utah State (Oct. 26, 2002)
Had a player pass for 450 or more yards.....	470 by Steven Jyles vs. Utah State (Oct. 26, 2002)
Had a player pass for 500 or more yards.....	619 by Doug Pederson at Stephen F. Austin (Nov. 11, 1989)
Had a player pass for 2 or more touchdowns	3 by Kolton Browning at FIU (Nov. 6, 2010)
Had a player pass for 3 or more touchdowns	3 by Kolton Browning at FIU (Nov. 6, 2010)
Had a player pass for 4 or more touchdowns	4 by Steven Jyles vs. Arkansas State (Oct. 4, 2003)
Had a player complete 20 passes	27 by Kolton Browning at FIU (Nov. 6, 2010)
Had a player complete 25 passes	27 by Kolton Browning at FIU (Nov. 6, 2010)
Had a player complete 30 passes	32 by Steven Jyles vs. Florida International (Nov. 5, 2005)
Had a player complete 35 passes	46 by Doug Pederson at Stephen F. Austin (Nov. 11, 1989)
Had a player complete 15 straight passes.....	15 by Trey Revell vs. Texas (Sept. 5, 2009) & vs. Texas Southern (Sept. 12, 2009) -- 3 vs. UT & 12 vs. TSU
Had a player throw 30 passes	38 by Kolton Browning at FIU (Nov. 6, 2010)
Had a player throw 35 passes	38 by Kolton Browning at FIU (Nov. 6, 2010)
Had a player throw 40 passes	43 by Kolton Browning at Middle Tennessee (Oct. 23, 2010)
Had a player throw 45 passes	49 by Steven Jyles vs. Florida International (Nov. 5, 2005)
Had a player throw 50 passes	50 by Andy Chance vs. Nicholls State (Sept. 16, 2000)

Individual Receiving

Had a player with 10 or more receptions in a game.....	10 by Darrell McNeal at Middle Tennessee (Nov. 8, 2008)
Had a player with 11 or more receptions in a game.....	12 by Stepfret Williams at Mississippi State (Sept. 30, 1995)
Had a player with 12 or more receptions in a game.....	12 by Stepfret Williams at Mississippi State (Sept. 30, 1995)
Had a player with 13 or more receptions in a game.....	16 by Jackie Harris vs. Lamar (Oct. 29, 1988)
Had a player with 14 or more receptions in a game.....	16 by Jackie Harris vs. Lamar (Oct. 29, 1988)
Had a player with 15 or more receptions in a game.....	16 by Jackie Harris vs. Lamar (Oct. 29, 1988)
Had a player with 100 or more yards	146 by Tavarese Maye at FIU (Nov. 6, 2010)
Had a player receive 150 or more yards.....	187 by LaGregory Sapp at North Texas (Nov. 7, 2009)
Had a player receive 200 or more yards.....	218 by Marty Booker at Central Florida (Oct. 12, 1996)
Had a player receive 250 or more yards.....	264 by Stepfret Williams at Nevada (Oct. 14, 1995)
Had a player receive for 2 or more touchdowns	2 by Luther Ambrose vs. Middle Tennessee (Nov. 28, 2009)
Had a player receive for 3 or more touchdowns	3 by Marty Booker vs. Portland State (Nov. 21, 1998)
Had a player receive for 4 or more touchdowns	4 by Stepfret Williams at Nevada (Oct. 14, 1995)
Had a player receive for 5 or more touchdowns	Never



#14 Arkansas 31

ULM 7

SEPT. 11, 2010
WAR MEMORIAL STADIUM (55,705)
LITTLE ROCK, ARK.

LITTLE ROCK, Ark. – Arkansas quarterback Ryan Mallett threw for 400 yards as the No. 14 Razorbacks defeated ULM, 31-7, in the season opener for the Warhawks. Arkansas led by just seven at the half before increasing its advantage after the break.

The Warhawks and Razorbacks traded possessions early in the contest, with ULM punting on a pair of occasions and an Arkansas drive stalling when ULM junior defensive end Ken Dorsey caused and recovered a fumble from Mallett.

Arkansas opened the scoring on its second possession as Mallett found Greg Childs in the end zone for a 19-yard touchdown pass with 5:48 to play in the first quarter. The score capped a seven-play, 74-yard drive for the Razorbacks.

The ULM offense began moving the ball on its first possession of the second quarter, a five-yard run by senior Zach Rhodes on a fake punt helped to keep the drive alive. On the next play, redshirt freshman running back Jyruss Edwards gained 17 yards to get the Warhawks to the Arkansas 39-yard line, but the ULM drive stalled after a sack, forcing the Warhawks to punt.

On its final drive of the half, the Razorbacks moved into ULM territory before Mallett threw an interception to senior safety Alex Ibe at the 32-yard line. Ibe returned it 20 yards to the Arkansas 48, just 1:03 before the intermission.

At the break, Arkansas held a 217-58 advantage in total offense, but the Razorbacks also committed a pair of turnovers to none by ULM.

Arkansas and ULM traded punts on the first two possessions of the second half before the Razorbacks found the end zone on their second possession.

With a short field, Arkansas went 33 yards in seven plays, capped by a Mallett one-yard sneak across the goal line to increase the Razorbacks advantage to 14-0 with 6:12 remaining in the third quarter. Arkansas increased its advantage with a 26-yard field goal from Zach Hocker with 12:53 to play in the fourth quarter.

Mallett hooked-up with Childs for a second time from 18 yards out, giving the Razorbacks a 24-0 lead with 8:46 to play.

Following Mallett's second touchdown pass, ULM got on the board with a nine-play, 77-yard touchdown drive. Redshirt freshman quarterback Kolton Browning made runs of 13, 11 and nine yards on the drive to put the Warhawks in scoring position. Browning finished the drive off by finding junior wide receiver Luther Ambrose over the middle for 25 yards and a Warhawk touchdown.

Browning finished the night 7-of-17 through the air for 74 yards and a touchdown, while his counterpart Mallett went 28-of-43 for 400 yards and three touchdowns. Greg Childs caught 12 passes for the Razorbacks for 146 yards to lead all receivers.

Senior running back Frank Goodin led ULM on the ground with 44 yards on 12 carries. Broderick Green was Arkansas' leading rusher with 45 yards on 12 carries.

The Warhawks held Arkansas to 99 total rushing yards, ULM has held seven of its last 12 opponents to less than 100 yards on the ground.

Defensively, junior linebacker Jason Edwards had 11 total tackles, including nine solos, and sophomore safety Khairi Usher made 10 tackles.

Score by Quarters	1	2	3	4	Score
Arkansas	7	0	7	17	31
ULM	0	0	0	7	7

Scoring Summary:

ARK – Mallett 19-yard pass to Childs (Hocker kick), 5:48, 1st 7-0
 ARK – Mallett 1-yard run (Hocker kick), 6:12, 2nd 14-0
 ARK – Hocker 26-yard field goal, 12:53, 3rd 17-0
 ARK – Mallett 18-yard pass to Childs (Hocker kick), 8:46, 4th 24-0
 ULM – Browning 25-yard pass to Ambrose (Jabour kick), 5:12, 4th 24-7
 ARK – Mallett 35-yard pass to Wingo (Hocker kick), 3:23, 4th 31-7

	UA	ULM
FIRST DOWNS	26	10
RUSHES-YARDS (NET)	31-99	37-116
PASSING YDS (NET)	400	72
Passes Att-Comp-Int	43-28-1	19-8-1
TOTAL OFFENSE PLAYS-YARDS	74-499	56-188
Punts (Number-Avg)	3-45.7	9-41.6
Fumbles-Lost	4-2	2-1
Penalties-Yards	6-46	8-70
Possession Time	32:31	27:29
Third-Down Conversions	6 of 14	3 of 14

RUSHING: (ULM) Goodin 12-44, Edwards 6-33, Browning 11-25, Rhodes 3-10, Ambrose 3-8, Wells 1-0; (UA) Green 12-45, Johnson 6-23, Davis 5-19, Wingo 2-11, Mallett 6-1 (TD)

PASSING: (ULM) Browning 7-17-1-74 (TD), Wells 1-2-0-(-2); (UA) Mallett 28-43-1-400 (3TD)

RECEIVING: (ULM) Jordan 2-33, Maye 2-13, Ambrose 1-25 (TD), Goodin 1-4, Leonard 1-(-1), Donald 1-(-2); (UA) Childs 12-146 (2TD), Wingo 4-37 (TD), Adams 3-76, Wright 3-72, Williams 3-44, Hamilton 3-25



ULM 20

Ark. State 34

SEPT. 18, 2010
ASU STADIUM (23,176)
JONESBORO, ARK.

JONESBORO, Ark. – ULM quarterback Kolton Browning accounted for 350 yards of total offense but it wasn't enough as ULM fell at Arkansas State, 34-20, on Saturday night in its Sun Belt Conference opener. Browning was 19-of-32 through the air for 267 yards and amassed 83 yards rushing on 18 carries.

Arkansas State quarterback Ryan Aplin passed for 243 yards and rushed for a team-high 75 yards.

Arkansas State (1-2, 1-1 Sun Belt) opened the scoring on its second drive of the night as Aplin found the end zone for the Red Wolves that took 4:26.

Following a ULM punt, the Red Wolves struck again with 1:08 to play in the first quarter with an eight-play, 70-yard scoring drive. Derek Lawson finished the drive with a 12-yard run off left tackle for the Arkansas State touchdown. The key play of the drive for the Red Wolves was a 42-yard completion from Aplin to Carlos McCants on a third and five at its own 35-yard line.

After ULM (0-2, 0-1 Sun Belt) missed a 30-yard field goal, Arkansas State went 80 yards in 10 plays for its third touchdown of the night. Aplin capped the drive with a 34-yard connection to Dwayne Frampton for the score.

ULM found the end zone on the ensuing drive as Browning hit Brent Leonard from 33 yards out for the score 4:59 before the half. The Warhawks marched 77 yards in just seven plays over 2:52 on the drive. Browning hit Luther Ambrose for 25 yards on the play just before the touchdown. The extra point was blocked as the Warhawks cut the Red Wolves lead to 21-6.

Arkansas State took the 13-point lead into the intermission.

The Warhawks cut the Red Wolves lead to one score with a touchdown on the first possession of the second half. ULM went 80 yards in 10 plays, capped by a four-yard touchdown on a direct snap to Zach Rhodes. The key play of the drive was a Browning to Leonard 29-yard pass on a third and six to keep the drive alive for the Warhawks. Following the touchdown, ULM went for two and Browning found Anthony McCall in the left corner of the end zone to bring the Warhawks within seven.

Arkansas State pushed its lead back to 14 points with a one-yard touchdown run by Phillip Butterfield. The run capped a 15-play, 75-yard drive for the Red Wolves with 5:16 remaining in the third quarter.

ULM moved down the field again on its next drive, getting to the Arkansas State 17-yard line before M.D. Jennings intercepted a pass for Arkansas State on the goal line to end the ULM drive.

With 9:31 remaining in the fourth quarter, Arkansas State increased its lead to 31-14 with a 37-yard field goal from Bobby Zalud.

Browning found Ambrose from 10 yards out with 5:38 left in the fourth quarter to make the score 31-20, the extra point was blocked. ULM went 73 yards on eight plays on the drive.

Ambrose caught seven passes for 84 yards in the contest, Leonard gained 67 yards on three receptions.

Jason Edwards led the Warhawk defense with 13 total tackles; Cameron Blakes made 10 tackles, including 1.5 tackles for loss.

Score by Quarters	1	2	3	4	Score
ULM	0	6	8	6	20
Arkansas State	14	7	7	6	34

Scoring Summary:


ASU – Aplin 4-yard run (Zalud kick), 7:04, 1st 0-7
 ASU – Lawson 12-yard run (Zalud kick), 1:08, 1st 0-14
 ASU – Aplin 34-yard pass to Frampton (Zalud kick), 7:59, 2nd 0-21
 ULM – Browning 33-yard pass to Leonard (kick blocked), 4:59, 2nd 6-21
 ULM – Rhodes 4-yard run (conversion, Browning to McCall), 10:49, 3rd 14-21
 ASU – Butterfield 1-yard run (Zalud kick), 5:16, 3rd 14-28
 ASU – Zalud 37-yard field goal, 9:31, 4th 14-31
 ULM – Browning 10-yard pass to Ambrose (kick blocked), 5:38, 4th 20-31
 ASU – Zalud 24-yard field goal, 2:25, 4th 20-34

	ULM	ASU
FIRST DOWNS	18	26
RUSHES-YARDS (NET)	30-124	48-234
PASSING YDS (NET)	267	240
Passes Att-Comp-Int	32-19-2	33-21-0
TOTAL OFFENSE PLAYS-YARDS	62-391	81-474
Punts (Number-Avg)	2-38.5	1-41.0
Fumbles-Lost	1-0	1-1
Penalties-Yards	7-51	12-104
Possession Time	26:45	33:15
Third-Down Conversions	8 of 13	10 of 17

RUSHING: (ULM) Browning 18-83, Goodin 6-14, Ambrose 2-8, Edwards 1-8, Rhodes 2-6 (TD), Maye 1-5; (ASU) Aplin 16-75 (TD), Lawson 10-52 (TD), Butterfield 8-49 (TD), Thornton 5-30, Frampton 3-26, Robertson 3-9

PASSING: (ULM) Browning 19-32-2-267 (2TD); (ASU) Aplin 20-32-0-243 (TD), Butterfield 1-1-0-(-3)

RECEIVING: (ULM) Ambrose 7-84 (TD), Leonard 3-67 (TD), McCall 2-68, Goodin 2-15, Sanders 2-13, Maye 2-11, Jordan 1-9; (ASU) Frampton 8-83 (TD), Hall 4-49, McCants 3-50, Davis 2-16, Thornton 2-(-4), Robinson 1-36, Murry 1-10



SE Louisiana 20 ULM 21

SEPT. 25, 2010
MALONE STADIUM (15,285)
MONROE, LA.

MONROE, La. -- Redshirt freshman quarterback Kolton Browning threw for 249 yards as ULM picked up its first win of the season, 21-20, over Southeastern Louisiana. Browning also gained 75 yards rushing and helped account for all three Warhawk touchdowns, two passing and one rushing.

Following a ULM (1-2) punt to begin the contest, Southeastern Louisiana (1-3) struck first with a seven-play, 71-yard touchdown drive. Tyler Beatty found Simmie Yarborough on a crossing pattern from five yards out for the score with

11:03 to play in the first quarter.

The Warhawks and Lions exchanged a pair of punts before ULM knotted the score with a 19-play, 89-yard touchdown march, capped by a 10-yard run by Browning. The Warhawks converted on 4-of-5 third downs on the drive and also picked up a first down on a fourth-and-six with an eight-yard pass from Browning to sophomore Brent Leonard on the 14th play of the drive.

The ULM scoring drive began with 8:40 remaining in the first quarter and ended on the first play of the second quarter.

The Warhawks took a 14-7 lead with 6:45 remaining in the second quarter as junior wide receiver Anthony McCall jumped on a fumble in the end zone. The score capped a six-play, 60-yard drive for ULM that took just over two minutes. On the scoring play, junior wide receiver Luther Ambrose caught a pass from Browning and gained 39 yards before fumbling the ball forward at the 16-yard line, the fumble was recovered in the end zone by McCall for a ULM touchdown.

McCall caught a career-high eight passes for 69 yards.

ULM took the seven-point lead into the intermission.

Southeastern Louisiana took advantage of a ULM turnover to tie the contest, 14-14, with 11:18 to play in the third quarter. The Lions took over on the Warhawk 14-yard line and scored on the first play of the drive as Beatty found Yarborough for their second touchdown connection of the contest.

Beatty was 20-of-41 in the contest for 212 yards and two touchdowns. Yarborough caught seven passes for 95 yards.

The Lions regained a seven-point advantage with a two-yard touchdown run by Zeke Jones. Southeastern Louisiana went 75 yards in nine plays in 4:03 to take a 20-14 lead with 2:08 to play in the third quarter. The Southeastern Louisiana extra point was no good.

After the Warhawks defense forced a punt and gave the offense possession on the Lions' 47-yard line, ULM struck right away with a 47-yard touchdown pass from Browning to redshirt freshman Tavarse Maye on the first play of the drive. Maye out-jumped a Southeastern Louisiana defender in the end zone to tie the score, junior Radi Jabour's extra point gave ULM a 21-20 lead with 14:34 to play in the contest.

The Warhawks punted the ball to Southeastern Louisiana with 2:20 remaining, giving the Lions possession on their own nine-yard line. After Southeastern Louisiana picked up eight yards on its first three downs, sophomore linebacker Cameron Blakes sealed the ULM victory with an interception on fourth down.

Southeastern Louisiana linebacker Mark Newbill had a game-high 17 tackles, which tied his career-best.

Score by Quarters	1	2	3	4	Score
Southeastern Louisiana	7	0	13	0	20
ULM	0	14	0	7	21

Scoring Summary:


SLU - Beatty 5-yard pass to Yarborough (Sebastian kick), 11:03, 1st	0-7
ULM - Browning 10-yard run (Jabour kick), 14:53, 2nd	7-7
ULM - McCall 0-yard fumble recovery (Jabour kick), 6:45, 2nd	14-7
SLU - Beatty 14-yard pass to Yarborough (Sebastian kick), 11:18, 3rd	14-14
SLU - Jones 2-yard run (kick failed), 2:08, 3rd	14-20
ULM - Browning 47-yard pass to Maye (Jabour kick), 14:34, 4th	21-20

	SLU	ULM
FIRST DOWNS	16	22
RUSHES-YARDS (NET)	24-54	52-114
PASSING YDS (NET)	212	249
Passes Att-Comp-Int	41-20-1	34-23-1
TOTAL OFFENSE PLAYS-YARDS	65-266	86-363
Punts (Number-Avg)	7-32.1	6-36.3
Fumbles-Lost	1-0	6-2
Penalties-Yards	5-38	15-121
Possession Time	21:49	38:11
Third-Down Conversions	4 of 15	10 of 20

RUSHING: (ULM) Browning 22-75 (TD), Goodin 19-43, Edwards 5-21, Rhodes 1-7; (SLU) Johnson 2-26, Fairley 6-16, Jones 7-14 (TD), Collins 1-0, Beatty 8-(2)

PASSING: (ULM) Browning 23-34-1-249 (2TD); (SLU) Beatty 20-41-1-212 (2TD)

RECEIVING: (ULM) McCall 8-69 (TD), Leonard 6-51, Maye 3-54 (TD), Ambrose 2-53, Steed 2-9, Sanders 1-9, Goodin 1-4; (SLU) Yarborough 7-95 (2TD), Collins 6-55, Cryer 3-26, Jones 2-16, Theodore 1-11, Johnson 1-9



ULM 3 #10 Auburn 52

OCT. 2, 2010
JORDAN-HARE STADIUM (80,759)
AUBURN, ALA.

AUBURN, Ala. -- Redshirt freshman quarterback Kolton Browning completed a career-high 25 passes as ULM fell 52-3 at 10th-ranked Auburn. Browning finished the day 25-for-33 through the air for 203 yards, the third-straight game in which he has thrown for more than 200 yards.

Auburn quarterback Cam Newton was 14-for-19 passing for 245 yards and three touchdowns.

Auburn took the kickoff to open the contest and scored on its first drive to take an early 7-0 advantage. The Tigers went 65 yards in two plays, capped by a 50-yard touchdown run by Onterio McCalebb.

After ULM's first drive stalled on the Auburn 44-yard line, Aaron Munoz's punt was downed by the ULM special teams at the Auburn three. The Tigers struck quickly again as Newton hit Emory Blake for a 94-yard touchdown pass on the second play of the drive.

ULM answered with a 61-yard, 14-play scoring drive. Junior Radi Jabour capped the drive with a 35-yard field with 4:31 to play in the first quarter to cut the Auburn lead to 14-3. Browning was 7-for-9 through the air on the drive for 56 yards.

Auburn responded on its next possession with a 19-yard field goal to regain a 14-point advantage, 17-3, with 2:09 to play in the first quarter.

The Warhawks once again moved into Tiger territory, reaching the 23-yard line before lining up for a 41-yard field goal. ULM attempted a fake and did not convert as its pass attempt was intercepted. Auburn then went 66 yards for a score as Michael Dyer found the end zone from three yards out.

The Tigers scored again before the half to take a 31-3 lead into the intermission.

ULM had 10 different players catch passes in the contest, the most in a game since 2005 when 10 Warhawks caught passes against FIU. Sophomore Luther Ambrose led ULM in receiving with seven catches for 56 yards.

Auburn's Mario Fannin was the game's leading rusher with 89 yards on 10 carries and one touchdown. Four different Tigers had rushing touchdowns in the contest.

Score by Quarters	1	2	3	4	Score
ULM	3	0	0	0	3
Auburn	17	14	7	14	52

Scoring Summary:


AU - McCalebb 50-yard run (Byrum kick), 14:28, 1st	0-7
AU - Newton 94-yard pass to Blake (Byrum kick), 10:22, 1st	0-14
ULM - Jabour 35-yard field goal, 4:31, 1st	3-14
AU - Byrum 19-yard field goal, 2:09, 1st	3-17
AU - Dyer 3-yard run (Byrum kick), 6:53, 2nd	3-24
AU - Newton 16-yard pass to Carr (Byrum kick), 2:41, 2nd	3-31
AU - Newton 5-yard pass to Lutzenkirchen (Byrum kick), 6:09, 3rd	3-38
AU - Fanning 2-yard run (Byrum kick), 14:55, 4th	3-45
AU - Trotter 14-yard run (Byrum kick), 8:46, 4th	3-52

	ULM	AU
FIRST DOWNS	20	22
RUSHES-YARDS (NET)	33-38	33-233
PASSING YDS (NET)	232	272
Passes Att-Comp-Int	41-29-1	24-17-1
TOTAL OFFENSE PLAYS-YARDS	74-270	57-505
Punts (Number-Avg)	4-38.0	1-22.0
Fumbles-Lost	4-3	0-0
Penalties-Yards	7-55	2-15
Possession Time	36:52	23:08
Third-Down Conversions	6 of 15	4 of 8

RUSHING: (ULM) Donald 9-27, Sanders 2-10, Wells 1-9, Ambrose 2-7, Goodin 5-6, Rhodes 1-3, Munoz 1-(-1), Browning 12-(-13); (AU) Fannin 10-89 (TD), McCalebb 4-56 (TD), Trotter 2-29 (TD), Dyer 7-22 (TD), Hooper 5-20, Zachery 1-17, Moseley 2-8, Burns 1-3, Newton 1-(-11)

PASSING: (ULM) Browning 25-33-0-203, Wells 4-8-1-29; (AU) Newton 14-19-1-245 (3TD), Trotter 3-5-0-27

RECEIVING: (ULM) Ambrose 7-56, Maye 6-45, Edwards 4-26, Sanders 3-27, Leonard 2-34, McCall 2-15, Goodin 2-13, Russell 1-7, Steed 1-6, Lovett 1-3; (AU) Zachery 4-50, Lutzenkirchen 4-41 (TD), Blake 2-101 (TD), Adams 2-25, Carr 1-16 (TD), Winter 1-15, Benton 1-15, Fannin 1-12, Kitchens 1-(-3)



Florida Atlantic 17 ULM 20

OCT. 9, 2010
MALONE STADIUM (16,513)
MONROE, LA.

MONROE, La. – Redshirt freshman running back Jyruss Edwards scored from five yards out with less than three minutes to play as ULM earned a 20-17 victory over Florida Atlantic at Malone Stadium. The Warhawks held a 12-point halftime lead before the Owls scored 17-straight in the second half to take a lead before Edwards' game-winning score.

Redshirt freshman quarterback Kolton Browning completed 25-of-41 passes for 282 yards and a touchdown. Junior Luther Ambrose had a team-best six catches for 61 yards and junior Anthony McCall had 96 yards on five catches.

Alfred Morris rushed for a game-high 153 yards on 30 carries for Florida Atlantic. Florida Atlantic (1-4, 0-2 Sun Belt) moved down to the ULM 10-yard line on its first possession of the contest before senior linebacker Theo Smith intercepted a pass by Jeff Van Camp on the one-yard line to extinguish the Owls threat.

Following the interception, ULM (2-3, 1-1 Sun Belt) put together a 12-play, 93-yard drive, moving down to the Florida Atlantic six-yard line. The key play on the drive was a 52-yard pass from Browning to McCall to get the Warhawks in the red zone. ULM came away with no points however as junior Radi Jabour's 23-yard field goal attempt hit the left upright.

On its next possession, the Warhawks used a 54-yard pass from redshirt freshman punter Aaron Munoz to senior Zach Rhodes on a fake punt on a fourth-and-nine to again move into scoring position. The Owls once again denied the Warhawks points as Browning was sacked and fumbled, giving the ball back to Florida Atlantic on its own 19.

A bad snap on its first play of the drive pushed the Owls back to their own one-yard line and ULM scored on the next play as junior defensive end Ken Dorsey sacked the Van Camp for a safety on the first play of the second quarter.

On the ensuing possession, ULM increased its advantage to 9-0 as Browning found sophomore Brent Leonard in the back of the end zone from seven yards out with 9:01 to play in the second quarter. The key play of the scoring drive for ULM was a fourth-and-11 connection from Browning to Ambrose for 19 yards. The scoring drive went 13 plays and 65 yards in 5:47.

Just before halftime, ULM increased its lead to 12-0 as Jabour made a 30-yard field goal to cap a 36-yard drive.

At the intermission, the Warhawks had 289 yards of total offense while holding the Owls to just 73 yards.

Florida Atlantic trimmed the ULM lead to nine points, 12-3, on the first drive of the second half. The Owls went 55 yards on the drive before scoring their first points on a 30-yard field goal by Ross Gornall with 10:47 left in the third quarter.

ULM punted on its first possession of the second half and Florida Atlantic drew within two, 12-10, with a touchdown on its next possession. The Owls went 66 yards in nine plays, culminated by a Morris touchdown plunge from a yard out with 5:10 to play in the third quarter.

The Owls took their first lead of the night with 10:26 remaining as Morris found the end zone for the second time. The three-yard touchdown run capped a six-play, 26-yard drive for the Owls as they took a 17-12 lead.

Florida Atlantic had the ball again with less than five minutes to play before a turnover gave the ball back to ULM, setting up the game-winning touchdown drive.

The Warhawks went 55 yards in nine plays on the drive capped by the Edwards touchdown to take an 18-17 lead. Browning found Leonard on the two-point play to give the Warhawks a 20-17 lead with 2:43 left.

Florida Atlantic picked up one first down on its final drive before turning the ball over on downs to preserve the ULM victory.

Score by Quarters	1	2	3	4	Score
Florida Atlantic	0	0	10	7	17
ULM	0	12	0	8	20

Scoring Summary:

ULM – Dorsey safety, 14:55, 2nd	2-0
ULM – Browning 7-yard pass to Leonard (Jabour kick), 9:01, 2nd	9-0
ULM – Jabour 30-yard field goal, 0:33, 2nd	12-0
FAU – Gornall 20-yard field goal, 10:47, 3rd	12-3
FAU – Morris 1-yard run (Gornall kick), 5:10, 3rd	12-10
FAU – Morris 3-yard run (Gornall kick), 10:26, 4th	12-17
ULM – Edwards 5-yard run (Browning to Leonard conversion), 2:43, 4th	20-17

	FAU	ULM
FIRST DOWNS	16	21
RUSHES-YARDS (NET)	37-140	40-80
PASSING YDS (NET)	141	338
Passes Att-Comp-Int	26-13-1	42-26-1
TOTAL OFFENSE PLAYS-YARDS	63-281	82-418
Punts (Number-Avg)	4-37.5	4-28.2
Fumbles-Lost	3-1	3-1
Penalties-Yards	6-55	5-25
Possession Time	25:43	34:17
Third-Down Conversions	4 of 10	9 of 20

RUSHING: (ULM) Goodin 11-30, Maye 2-19, Munoz 1-14, Edwards 5-13 (TD), Browning 16-8, Rhodes 3-(-1); (FAU) Morris 30-153 (2TD), Stinson 2-15, Van Camp 3-(-8)

PASSING: (ULM) Browning 25-41-1-282 (TD), Munoz 1-1-0-56; (FAU) Van Camp 13-26-1-141

RECEIVING: (ULM) Ambrose 6-61, McCall 5-96, Leonard 3-36 (TD), Maye 3-27, Edwards 3-22, Goodin 2-9, Rhodes 1-56, Sanders 1-13, Hamm 1-11, Steed 1-7; (FAU) Housler 6-78, Jean 3-38, Holly 2-10, Floyd 1-17, Morris 1-(-2)



ULM 35 W. Kentucky 30

OCT. 16, 2010
L.T. SMITH FIELD (15,142)
BOWLING GREEN, Ky.

BOWLING GREEN, Ky. -- ULM rallied from a 17-point deficit in the fourth quarter to defeat Western Kentucky 35-30 Saturday night at L.T. Smith Stadium. Robert Nelson sealed the victory with a 55-yard interception return for a touchdown after Jyruss Edwards put the Warhawks up 28-24 with a 6-yard touchdown run with just over three minutes to play.

The rally started with a 10-play, 60-yard drive capped off by a Kolton Browning 26-yard touchdown strike to Luther Ambrose early in the fourth quarter.

Browning finished the game 20-of-33 for 209 yards and the one score -- he has now thrown for over 200 yards in five straight games; the most since Steven Jyles had five straight in 2004. The redshirt freshman's 1,284 passing yards are the most through six games by a ULM quarterback since Robert Cobb in 1993.

Frank Goodin, who converted a pair of fourth-down conversions on the drive, pulled the Warhawks with three, 24-21, with a 2-yard touchdown run with 7:45 to play in the game. The score moved Goodin into sole possession of second place on the ULM career rushing touchdown list with 23 and into sixth place on the ULM career scoring chart with 156 points.

The Warhawks, who have won three of their last four games, improved to 3-3 on the season and 2-1 in the Sun Belt Conference.

Edwards led the ULM rushing attack with 60 yards and two touchdowns on 12 carries, while Browning carried the ball nine times for 52 yards and Goodin had 20 yards on eight carries. Ambrose finished with 77 yards on five catches. Edwards also averaged 29.3 yards on four kickoff returns.

WKU's Bobby Rainey, who entered the game leading the Sun Belt in rushing, carried the ball a career-high 32 times for 169 yards and two touchdowns. Kawaun Jakes completed 12-of-21 passes for 127 yards, two touchdowns and an interception. Marcus Vasquez caught six passes for 84 yards and a touchdown.

WKU jumped out to a 17-0 lead midway through the second quarter before the Warhawks broke through. Casey Tinius capped a 7-play drive to open the game for the Hilltoppers with a 25-yard field goal and Vasquez hauled in a 13-yard pass from Jakes on the first play of the second quarter to stretch the lead to 10-0.

The Hilltoppers (0-6, 0-2) made the Warhawks pay for their first mistake of the night. After a dropped snap on a punt gave WKU the ball of the ULM 25-yard line, the Hilltoppers extended their lead to 17-0 four plays later on a 3-yard touchdown run by Rainey.

ULM responded on its ensuing possession after 36-yard kickoff return by Centarius Donald sparked the drive. Facing a 4th-and-1, Edwards went straight up the middle for a 33-yard touchdown run. The Warhawks entered the weekend 14th in the NCAA in fourth-down conversions (among schools with at least 10 attempts).

Rainey scored for the second time, this time from two yards out, to give WKU a 24-7 lead with 1:21 to play in the third quarter after the Hilltoppers took over possession on the ULM 31-yard line following a failed fake punt attempt.

Score by Quarters	1	2	3	4	Score
ULM	0	7	0	28	35
Western Kentucky	3	14	7	6	30

Scoring Summary:


WKU -- Tinius 25-yard FG, 10:01, 1st	3-0
WKU -- Vasquez 13-yard pass from Jakes (Tinius kick), 14:56, 2nd	10-0
WKU -- Rainey 3-yard run (Tinius kick), 5:29, 2nd	17-0
ULM -- Edwards 33-yard run (Jabour kick), 3:10, 2nd	17-7
WKU -- Rainey 2-yard run (Tinius kick), 1:21, 3rd	24-7
ULM -- Ambrose 26-yard pass from Browning (Jabour kick), 14:20, 4th	24-14
ULM -- Goodin 2-yard run (Jabour kick), 7:38, 4th	24-21
ULM -- Edwards 6-yard run (Jabour kick), 3:35, 4th	24-28
ULM -- Nelson 55-yard interception return (Jabour kick), 1:30, 4th	24-35
WKU -- McNeal 13-yard pass from Jakes, (conversion failed), 0:50, 4th	30-35

	ULM	WKU
FIRST DOWNS	17	21
RUSHES-YARDS (NET)	32-131	44-180
PASSING YDS (NET)	208	164
Passes Att-Comp-Int	35-20-0	23-13-1
TOTAL OFFENSE PLAYS-YARDS	67-339	67-344
Punts (Number-Avg)	5-34.2	7-40.1
Fumbles-Lost	1-0	0-0
Penalties-Yards	13-98	6-48
Possession Time	26:16	33:44
Third-Down Conversions	3 of 14	7 of 15

RUSHING: (ULM) Edwards 12-60 (2TD), Browning 9-52, Goodin 8-21 (TD), Ambrose 1-0; (WKU) Rainey 32-169 (2TD), Andrews 2-8, McNeal 1-7, Jakes 9-(-4)

PASSING: (ULM) Browning 20-33-0-208 (TD), Munoz 0-2-0-0; (WKU) Jakes 12-21-1-127 (2TD), Rainey 0-1-0-0, Andrews 1-1-37-0

RECEIVING: (ULM) Ambrose 5-77 (TD), Maye 5-31, McCall 2-19, Leonard 2-19, Edwards 2-18, Goodin 1-24, Sanders 1-10, Jordan 1-7, Taylor 1-3; (WKU) Vasquez 6-84 (TD), McNeal 4-46 (TD), Rainey 1-21, Haynes 1-12, Doyle 1-1



ULM 10 Middle Tennessee 38

OCT. 23, 2010
JOHNNY FLOYD STADIUM (19,052)
MURFREESBORO, TENN.

MURFREESBORO, Tenn. -- Redshirt freshman quarterback Kolton Browning threw for 232 yards, but it wasn't enough as ULM fell at Middle Tennessee, 38-10, on Saturday (Oct. 23) at Floyd Stadium. Middle Tennessee scored 21 points in a five-minute stretch in the first half that proved to be the difference for the Blue Raiders. Browning finished the game 25-of-43 with one touchdown.

Browning has thrown for 200-or-more yards in six-straight games, the longest stretch since Raymond Philyaw had a six-game streak in 1995. Browning has also thrown for the most yards by a ULM quarterback through seven games since Philyaw in 1996.

Middle Tennessee quarterback Dwight Dasher was 11-of-19 through the air for 219 yards and two touchdowns; Dasher also had 66 rushing yards on 14 carries. Phillip Tanner had a game-high 73 rushing yards on 15 carries and a touchdown for Middle Tennessee.

Junior receiver Luther Ambrose had a career-best nine receptions for 66 yards and a touchdown.

After missing a field goal on the first drive of the game, Middle Tennessee (3-4, 2-1 Sun Belt) opened the scoring with a 70-yard interception return for a touchdown. Rod Issac stepped in front of a Browning pass along the sideline and went all the way to give the Blue Raiders the early 7-0 lead.

ULM (3-4, 2-2 Sun Belt) scored its first points of the contest following a Middle Tennessee turnover. Junior linebacker Jason Edwards recovered a fumble for the Warhawks on their own 45-yard line and ULM cashed in with a 20-yard Radi Jabour field goal. Browning found senior running back Frank Goodin for 28 yards on a swing pass on the key play of the drive to get ULM into scoring position.

Middle Tennessee answered the ULM field goal with three touchdowns in quick succession. Dasher found Garrett Andrews from 18 yards out for the first of the three scores with 13:22 left in the third quarter. He then hit Tyler Mason on a 53-yard completion for a score before Tanner capped the scoring outburst by the Blue Raiders with a 25-yard run to give Middle Tennessee a 28-3 lead with 8:22 remaining in the second quarter.

The Blue Raiders took that 25-point advantage into halftime. Middle Tennessee outgained ULM in the first half, 268-163. Dasher was 7-of-11 for 124 yards and two touchdowns in the first half; he was also the game's leading rusher with 67 yards on 10 carries. Sophomore Brent Leonard and Ambrose each had four receptions in the first half for ULM, Leonard gained 42 yards on his four receptions and Ambrose gained 40 yards.

The second half began with five consecutive drives resulting in punts before Middle Tennessee added a field goal with 3:18 to play in the third quarter. Dasher found Tanner for 75 yards on a screen pass on the first play of the drive to set up the Blue Raider score.

ULM found the end zone with 9:01 remaining in the fourth quarter as Browning found Ambrose from eight yards out. Browning was 2-of-3 through the air on the drive, including a 31-yard completion to junior Anthony McCall to move the Warhawks to the Middle Tennessee 11-yard line.

Score by Quarters	1	2	3	4	Score
ULM	3	0	0	7	10
Middle Tennessee	7	21	3	7	38

Scoring Summary:


MTSU -- Issac 70-yard interception return (Gendreau kick), 11:26, 1st	0-7
ULM -- Jabour 20-yard field goal, 1:46, 1st	3-7
MTSU -- Andrews 18-yard pass from Dasher (Gendreau kick), 13:22, 2nd	3-14
MTSU -- Mason 53-yard pass from Dasher (Gendreau kick), 10:59, 2nd	3-21
MTSU -- Tanner 25-yard run (Gendreau kick), 8:22, 2nd	3-28
MTSU -- Gendreau 24-yard field goal, 3:18, 3rd	3-31
ULM -- Ambrose 8-yard pass from Browning, 9:01, 4th	10-31
MTSU -- Pratcher 1-yard run (Gendreau kick), 4:15, 4th	10-38

	ULM	MTSU
FIRST DOWNS	13	20
RUSHES-YARDS (NET)	28(-4)	55-244
PASSING YDS (NET)	273	219
Passes Att-Comp-Int	45-27-2	19-11-1
TOTAL OFFENSE PLAYS-YARDS	73-269	74-463
Punts (Number-Avg)	10-39.5	5-46.0
Fumbles-Lost	1-0	3-1
Penalties-Yards	9-77	7-65
Possession Time	31:13	28:47
Third-Down Conversions	3 of 18	6 of 16

RUSHING: (ULM) Rhodes 1-14, Edwards 4-7, Goodin 5-4, Donald 2-2, Ambrose 2(-10), Browning 13(-20); (MTSU) Tanner 15-73 (TD), Dasher 14-66, Cunningham 7-49, Kyles 12-47, Pratcher 4-19 (TD), Beyah 1-5

PASSING: (ULM) Browning 25-43-2-232 (TD), Russell 1-1-0-34, Wells 1-1-0-7; (MTSU) Dasher 11-19-1-219 (2TD)

RECEIVING: (ULM) Ambrose 9-66 (TD), Leonard 4-42, Goodin 3-37, Maye 3-27, McCall 2-65, Sanders 1-11, Donald 1-7, Jordan 1-6, Hamm 1-5, Edwards 1-4, Lovett 1-3; (MTSU) Mason 3-93 (TD), Andrews 2-39 (TD), Turner 2(-3), Tanner 1-75, Blissard 1-9, Davis 1-4, Beyah 1-2



Troy 14 ULM 28

OCT. 30, 2010
MALONE STADIUM (19,980)
MONROE, LA.

MONROE, La. -- ULM held Troy to its lowest scoring output in a conference game since 2006 as the Warhawks earned a 28-14 victory over the Trojans on Saturday (Oct. 30) afternoon at Malone Stadium. Redshirt freshman quarterback Kolton Browning was 20-of-30 passing for 226 yards and a touchdown, Browning also had 26 rushing yards on 19 carries with a pair of touchdowns.

Browning outdueled Troy's freshman quarterback Corey Robinson who was 16-of-38 passing for 167 yards with one touchdown and two interceptions.

Browning has now thrown for 200-or-more yards in seven-straight games, the longest streak at ULM since Robert Cobb had a seven-game streak in 1993. Browning has 1,741 passing yards this season, the most for a ULM quarterback through eight games since 1996 when Raymond Philyaw had 1,762 yards through eight games.

Troy's 14 points were its fewest in a Sun Belt game since Oct. 28, 2006, when the Trojans defeated North Texas, 14-6.

Sophomore Luther Ambrose had seven catches for 73 yards and redshirt freshman Tavares Maye made four catches for 77 yards and a touchdown. Senior running back Frank Goodin had a game-high 66 yards rushing on 15 carries.

Troy capitalized on a ULM fumble on the first possession of the game to take an early 7-0 lead. The Trojans took over on the Warhawks 48-yard line and scored on the third play of the drive as Robinson found Jamel Johnson from 28 yards out to take the lead.

ULM responded immediately, going 54 yards in three plays to tie the score with 11:24 remaining in the first quarter. Junior Ty Kittle returned the kick to the ULM 46-yard line to give the Warhawks good field position before Browning found Maye down the left sideline for 48 yards to even the contest.

Following a Troy punt, ULM took its first lead of the afternoon on a 1-yard run by Browning. The Warhawks went 80 yards in 12 plays to take a 14-7 lead with 5:38 left in the first quarter. Browning found sophomore Brent Leonard for 14 yards on a 4th-and-5 at the Troy 29-yard line to keep the ULM drive alive. Browning was 5-of-5 through the air on the drive for 50 yards.

The Trojans evened the contest, 14-14, as Jerrel Jernigan capped an 80-yard drive with a 16-yard touchdown run. Troy needed just five plays to go 80 yards, aided by a trio of penalties by ULM.

Just as it did following Troy's first touchdown, ULM responded right away to regain the lead. The Warhawks used a 4-play, 59-yard drive to take a 21-14 advantage. Maye went 43 yards on a sweep around left end for the final score before the intermission.

To begin the second half, Troy punted twice, sandwiched around a ULM punt, before the Warhawks increased their lead to 14 points with 4:37 remaining in the third quarter. Browning went up the middle from nine yards out to find the end zone and give ULM a 28-14 lead. Browning's second rushing touchdown of the afternoon capped a 9-play, 60-yard drive.

With just under 10 minutes to play in the contest, the Trojans found itself with good field position, starting a drive at the ULM 31. After moving to the Warhawk 4-yard line, the ULM defense slowed Troy to force a 4th-and-goal. On the fourth down, Theo Smith got a hand on the pass and Robert Nelson came up with the interception to turn back the Trojans.

That would be as close as Troy would come as ULM handed the Trojans their first conference loss since Nov. 1, 2008, when the Warhawks beat the Trojans 31-30 at Malone Stadium, snapping a streak of 13-straight conference wins.

Score by Quarters	1	2	3	4	Score
Troy	7	7	0	0	14
ULM	14	7	7	0	28

Scoring Summary:


TROY -- Johnson 28-yard pass from Robinson (Taylor kick), 12:52, 1st	0-7
ULM -- Maye 48-yard pass from Browning (Jabour kick), 11:24, 1st	7-7
ULM -- Browning 1-yard run (Jabour kick), 3:06, 1st	14-7
TROY -- Jernigan 16-yard run (Taylor kick), 7:51, 2nd	14-14
ULM -- Maye 43-yard run (Jabour kick), 5:56, 2nd	21-14
ULM -- Browning 9-yard run (Jabour kick), 4:37, 3rd	28-14

	TROY	ULM
FIRST DOWNS	17	22
RUSHES-YARDS (NET)	30-188	49-191
PASSING YDS (NET)	167	237
Passes Att-Comp-Int	39-16-2	31-21-0
TOTAL OFFENSE PLAYS-YARDS	69-285	80-428
Punts (Number-Avg)	8-46.1	8-41.0
Fumbles-Lost	3-0	4-1
Penalties-Yards	6-45	8-70
Possession Time	23:50	36:10
Third-Down Conversions	4 of 16	6 of 17

RUSHING: (ULM) Goodin 15-66, Maye 2-44 (TD), Edwards 11-39, Browning 19-26 (2TD), Rhodes 1-10, Sanders 1-6; (TROY) Southward 11-63, Jernigan 5-35 (TD), Anderson 7-10, Bruce 1-3, Chandler 1-3, Taylor 1-3, Robinson 4-1

PASSING: (ULM) Browning 20-30-0-226 (TD), Rhodes 1-1-0-11; (TROY) Robinson 16-38-2-167 (TD), Jernigan 0-1-0-0

RECEIVING: (ULM) Ambrose 7-73, McCall 5-53, Maye 4-77, Leonard 3-33, Edwards 1-1, Jordan 1-0; (TROY) Bruce 3-33, Jernigan 3-27, Gill 3-21, Moncrif 2-18, Johnson 1-28 (TD), Taylor 1-20, Anderson 1-11, Crosby 1-5, Silvoy 1-4



ULM 35

FIU 42

Nov. 6, 2010
FIU STADIUM (17,301)
MIAMI, FLA.

MIAMI -- Kolton Browning continued to put an assault on the ULM record book as he completed 27-of-38 passes for 339 yards and three touchdowns, but FIU was able to overcome an inexcusable interception in the final seconds of the game to defeat the Warhawks 42-35 in double-overtime Saturday at FIU Stadium.

Facing a 2nd-and-8 from the ULM 16-yard line, FIU opted to pass instead of run and set up the potential game-winning field goal. Defensive end Ken Dorsey intercepted the Wesley Carroll pass and returned it 56 yards to the FIU 36-yard line with just 15 seconds to play.

Browning completed a quick strike to Brent Leonard for six yards, but was intercepted by Winston Fraser on a deflected pass to end regulation and send the game into overtime.

tion and send the game into overtime.

The Warhawks (4-5, 3-3 Sun Belt) wasted no time finding the end zone on their first possession of extra time as Browning hooked up with Anthony McCall on a fade route from the 3-yard line on the fourth play of the drive -- McCall finished the game with six catches for 88 yards.

Browning added 70 yards on the ground to his impressive passing total to finish the game with 409 yards of total offense -- the third highest total in ULM's Sun Belt history. His 339 yards through the air were the 26th most in school history and the most since Kinsmon Lancaster threw for 377 yards at Kansas in 2006.

The redshirt freshman signal caller moved into a seventh-place tie with Bubby Brister on the ULM single-season completions list with 191. He also tied Stan Humphries for the ULM school record with his eighth straight 200-yard or better passing game. Browning also moved within 238 yards of the ULM top 10 for single-season passing yards with at least three games remaining.

The Panthers (3-5, 3-1) needed just one play to send the game into a second overtime as T.Y. Hilton took a reverse 25 yards for the score on the first play. Hilton finished the game with four total touchdowns and 291 all-purpose yards as he returned a kickoff for a score and caught a pair of touchdown passes.

FIU struck quickly in the second overtime as it needed just two plays -- both runs by Darriet Perry -- to find the end zone. Perry finished the game with 112 yards on 20 carries. The Warhawks moved down to the FIU 14-yard line on its second-overtime possession, but a sack on second down made them play behind the sticks on third and fourth down.

ULM outgained FIU 482-469 in the game with the teams accumulating their yards in two different ways. The Warhawks passed for 336 yards and ran for 116, while the Golden Panthers passed for 227 and rushed for 242.

Tavarese Maye, who finished the game with seven catches for a career-high 146 yards, started a ULM rally with a 26-yard touchdown reception from Browning with just over 11 minutes to play in the third quarter. The score pulled the Warhawks within four, 21-17, after FIU took a 21-10 lead into the half.

Radi Jabour closed the gap to one, 21-20, with his second field goal of the game, this one from 37 yards out with just under five minutes to play in the third quarter.

Hilton extended the FIU lead out to 28-20 after he hauled in a 67-yard pass from Carroll with just under 12 minutes to play in the game. Carroll finished the game 17-of-27 for 227 yards with three scores and a pair of interceptions.

The Warhawks tied the game on a 17-yard touchdown pass from Browning to Leonard less than a minute later -- Browning found Leonard again on the two-point conversion to tie the game. The touchdown pass followed an 82-yard completion from Browning to Maye that was reviewed for over 10 minutes -- it went down as the sixth longest reception in school history.

Frank Goodin put the Warhawks on the board with a 3-yard run on their first possession of the game. The score was the first touchdown allowed by FIU in the first quarter this season and moved the senior running back into fifth place on the ULM career scoring list with 162 career points.

Greg Ellingson caught an 18-yard touchdown pass on FIU's opening possession to give the Golden Panthers an early 7-0 lead. Hilton returned the kickoff following Goodin's touchdown 95 yards to push the lead back out to seven, 14-7.

Jabour nailed a 42-yard field goal in the closing minutes of the first quarter to close the gap to 14-10, but Hilton caught a 20-yard touchdown pass from Carroll with just over two minutes to play before the half to give the Golden Panthers the 21-10 lead at the break.

Score by Quarters	1	2	3	4	OT	Score
ULM	10	0	10	8	7	35
FIU	14	7	0	7	14	42

Scoring Summary:

FIU -- Ellingson 18-yard pass from Carroll (Griffin kick), 13:10, 1st	7-0
ULM -- Goodin 3-yard run (Jabour kick), 9:15, 1st	7-7
FIU -- Hilton 95-yard kickoff return (Griffin kick), 9:01, 1st	14-7
ULM -- Jabour 42-yard field goal, 2:54, 1st	14-10
FIU -- Hilton 20-yard pass from Carroll (Griffin kick), 2:17, 2nd	21-10
ULM -- Maye 26-yard pass from Browning (Jabour kick), 11:11, 3rd	21-17
ULM -- Jabour 37-yard field goal, 4:51, 3rd	21-20
FIU -- Hilton 67-yard pass from Carroll (Griffin kick), 11:36, 4th	28-20
ULM -- Leonard 17-yard pass from Browning (Leonard pass from Browning), 10:42, 4th	28-28
ULM -- McCall 3-yard pass from Browning (Jabour kick), 1OT	28-35
FIU -- Hilton 25-yard run (Griffin kick), 1OT	35-35
FIU -- Perry 17-yard run (Griffin kick), 2OT	42-35

	ULM	FIU
FIRST DOWNS	25	25
RUSHES-YARDS (NET)	39-116	43-242
PASSING YDS (NET)	366	227
Passes Att-Comp-Int	40-29-1	27-17-2
TOTAL OFFENSE PLAYS-YARDS	79-482	70-469
Punts (Number-Avg)	5-46.0	3-40.7
Fumbles-Lost	1-0	0-0
Penalties-Yards	5-45	6-33
Possession Time	30:08	29:52
Third-Down Conversions	6 of 15	7 of 12

RUSHING: (ULM) Browning 19-70, Goodin 13-28 (TD), Edwards 7-18; (FIU) Perry 20-112 (TD), Harden 5-59, Mallary 9-56, Hilton 2-24 (TD), Carroll 5-(-5)

PASSING: (ULM) Browning 27-38-1-339 (3TD), Wells 2-2-0-27; (FIU) Carroll 17-27-2-227 (3TD)

RECEIVING: (ULM) Ambrose 8-67, Maye 7-146 (TD), McCall 6-88 (TD), Leonard 3-28 (TD), Jordan 3-24, Goodin 2-13; (FIU) Hilton 4-96 (2TD), Ellingson 4-47 (TD), Times 3-40, Perry 2-13, Younger 1-14, Mallary 1-9, Frierson 1-8, Harden 1-0