

LSU 2012 FOOTBALL

NATIONAL CHAMPIONS
1958 • 2003 • 2007

SEC CHAMPIONS
1935 • 1936 • 1958 • 1961 • 1970
1986 • 1988 • 2001 • 2003 • 2007 • 2011

13

Chick-fil-A Bowl vs. Clemson

December 31, 2012 • 6:30 p.m. CT • ESPN
Atlanta, Ga. • Georgia Dome (71,959)

@LSUfbal • #LSUROAR



#9/7/8 LSU (10-2, 6-2 SEC)

SEPTEMBER (5-0)

1	North Texas (ESPN)	W, 41-14
8	Washington (ESPN)	W, 41-3
15	Idaho (TigerVision PPV)	W, 63-14
22	* at Auburn (ESPN)	W, 12-10
29	Towson (ESPN)	W, 38-22

OCTOBER (2-1)

6	* at #10/11 Florida (CBS)	L, 14-6
13	* #3 South Carolina (ESPN)	W, 23-21
20	* at #20/19 Texas A&M (ESPN)	W, 24-19

NOVEMBER (3-1)

3	* #1 Alabama (CBS)	L, 21-17
10	* #21 Mississippi State (ESPN)	W, 37-17
17	* Ole Miss (CBS)	W, 41-35
23	* at Arkansas (CBS)	W, 20-13

DECEMBER (0-0)

31	Chick-fil-A Bowl (Atlanta, Ga.) vs. #14/13/14 Clemson	6:30 p.m.
----	--	-----------

#14/13/14 Clemson (10-2, 7-1 ACC)

SEPTEMBER (4-1)

1	vs. #25 Auburn (Atlanta, Ga.)	W, 26-19
8	Ball State	W, 52-27
15	Furman	W, 41-7
22	* at #4 Florida State	L, 37-49
29	* at Boston College	W, 45-31

OCTOBER (3-0)

6	* Georgia Tech	W, 47-31
20	* Virginia Tech	W, 38-17
25	* at Wake Forest	W, 42-13

NOVEMBER (3-1)

3	* at Duke	W, 56-20
10	* Maryland	W, 45-10
17	* NC State	W, 62-48
24	#13/12 South Carolina	L, 27-17

DECEMBER (0-0)

31	Chick-fil-A Bowl (Atlanta, Ga.) vs. #9/7/8 LSU	6:30 p.m.
----	---	-----------

On the Air

Radio • LSU Sports Radio Network

Jim Hawthorne, play-by-play
Doug Moreau, analyst
Gordy Rush, sideline



Television • ESPN

Mike Patrick, play-by-play
Ed Cunningham, analyst
Jeannine Edwards, sideline



National Radio • ESPN Radio

Dave Neal, play-by-play
Andre Ware, analyst
Cara Capuano, sideline



NEXT UP

No. 8 LSU To Face No. 14 Clemson In One Of Bowl Season's Best Matchups

LSU makes its 13th straight bowl appearance on Dec. 31 when the eighth-ranked Tigers face 14th-ranked Clemson in the Chick-fil-A Bowl at the Georgia Dome in Atlanta. Kickoff between LSU and Clemson is scheduled for 6:30 p.m. CT and the game will be televised on ESPN. LSU will be making its sixth appearance in the Chick-fil-A Bowl (formerly Peach Bowl) and the Tigers are 5-0 in those games, which includes a 10-7 win over Clemson in the 1996 game. LSU is 2-0 all-time against Clemson with the other win coming in the 1959 Sugar Bowl by a 7-0 count. LSU and Clemson enter this year's Chick-fil-A Bowl with identical 10-2 records. LSU is ranked No. 7 in the USA Today Coaches' Poll, No. 8 in the BCS Standings and No. 9 in the AP Top 25. Clemson is No. 13 in the coaches poll and No. 14 in the BCS Standings and in the AP Top 25. Clemson represents the sixth Top 25 that LSU will face this year as the Tigers have wins over then-No. 3 South Carolina (23-21), then-No. 20 Texas A&M (24-19) and then-No. 21 Mississippi State (37-17). Clemson is 1-2 vs. Top 25 teams this season with a win over Auburn (26-19) and losses to Florida State (49-37) and South Carolina (27-17). The LSU-Clemson matchup will feature one of the nation's top offenses (Clemson) against one of the best defenses in the country (LSU). LSU goes into the game ranked No. 8 in total defense (296.2), No. 9 in rushing defense (101.8) and pass efficiency defense (103.43 rating), and No. 11 in scoring defense (16.9). Clemson averages 42.3 points per game (No. 6 nationally), 518.3 total yards per game (No. 9) and 319.6 passing yards per game (No. 13). Junior QB **Zach Mettenberger** leads an LSU offense that averages 30.2 points and 387.2 total yards (179.9 rushing, 207.2 passing) per game. Mettenberger has connected on 193-of-329 passes for 2,489 yards, 11 TDs and just six interceptions. His top targets are a pair of sophomores in **Jarvis Landry** (52 rec., 536 yards, 4 TDs) and **Odell Beckham Jr.** (40, 673, 2). True freshman **Jeremy Hill** leads the Tigers in rushing with 631 yards and 10 TDs. Defensively, LSU's lineup features three players who earned All-America honors in S **Eric Reid** (AFCA 1st Team, AP 2nd Team), LB **Kevin Minter** (AP 2nd Team), and DE **Sam Montgomery** (AP 3rd Team). Minter leads the Tigers with 111 tackles and 13.5 TFL, while Reid has 81 tackles and Montgomery 32 tackles, 12.0 TFL and a team-high 7.0 sacks. Reid was a consensus first-team All-American.

STORYLINES

- **Les Miles** has led the Tigers to six 10-plus win seasons during his eight year at LSU. Miles has climbed to No. 2 in LSU history in career victories with 85, trailing on Charles McClendon (137).

- LSU is 36-1 under **Les Miles** in games against non-conference opponents since 2005. LSU's only loss during that span came to Penn State in the 2010 Capital One Bowl by a 19-17 count.

- Since the start of the 2009 season, LSU is 39-2 when scoring 20 or more points with the only losses coming against Ole Miss (25-23 in '09) and Arkansas (31-23 in '10).

- LSU is 5-2 in bowl games, including a 2-0 record in the Chick-fil-A Bowl, under **Les Miles**.

- QB **Zach Mettenberger's** attempt-to-interception ratio this year of 55:1 is the best in school history for a player with 300 more attempts in a season.

- LSU is 9-1 all-time in the Georgia Dome and the Tigers are 24-7 all-time in domed stadiums. LSU is 13-5 in the Mercedes-Benz Superdome, 2-0 in Cowboys Stadium and 0-1 in the Astrodome.

- LSU is making its 44th all-time bowl appearance (8th nationally) and the Tigers are 22-20-1 in those games. The 22 bowl victories tie for ninth most in college football.

BREAKDOWN

LSU Tigers

Record	10-2 (6-2 SEC; 2nd in SEC West)
Ranking	No. 9 Associated Press No. 7 USA Today/Coaches No. 8 BCS Standings, Harris
Last Game	Nov. 23 in Fayetteville, Ark. def. Arkansas, 20-13
Head Coach	Les Miles
Career Record	113-41/12th year
LSU Record	85-20/eighth year
Miles vs. CU	first meeting



Clemson Tigers

Record	10-2 (7-1 ACC; 2nd in ACC Atlantic)
Ranking	No. 14 Associated Press No. 13 USA Today/Coaches, Harris No. 14 BCS Standings
Last Game	Nov. 24 in Clemson, S.C. lost to #13/12 South Carolina, 27-17
Head Coach	Dabo Swinney
Career Record	39-21/fourth year
CU Record	39-21/fourth year
Swinney vs. LSU	first meeting



Chick-fil-A Bowl Week

26

WEDNESDAY

Depart Baton Rouge
9:30 a.m.

Practice

4 p.m. - Georgia Dome
(CLOSED)

Team Event

7:30 p.m. - Dave & Buster's (Media and Photo Op)

27

THURSDAY

Practice

1:30 p.m. - Georgia Dome
(CLOSED)

4:30 p.m. - Player Interviews (Hilton, Salon A East 2nd Floor)

Team Event

7:30 p.m. - Andretti Indoor Kart (Photo Op)

28

FRIDAY

Press Conference

(Miles, Dworaczyc, Reid)
11:45 a.m. - Sheraton

Practice

3 p.m. - Georgia Dome
(CLOSED)

29

SATURDAY

Press Conference

(Coordinators, Lonergan, Minter)
11 a.m. - Sheraton

Practice

3:50 p.m. - Falcons Practice Facility (CLOSED)

30

SUNDAY

Head Coach Press Conf.

10 a.m. - Sheraton

Walk Through

3:30 p.m. - Georgia Tech
(CLOSED)

Miles Radio Show

8 p.m. - Stats (300 Marietta St. NW)

31

MONDAY

Game Day

LSU vs. Clemson
Georgia Dome
6:30 p.m. CT • ESPN

Post Game

Coach Miles is available following the game in the press conference room.

Players will immediately follow in press conf. room

1

TUESDAY

Depart Atlanta
11 a.m.

Arrive Baton Rouge
12:15 p.m.

LSU Media Services

Les Miles Interviews

Monday Press Luncheon

LSU coach Miles meets with the media each Monday of game week in the press conference room, which is located on the fifth floor of the LSU Athletic Administration Building. Lunch is served at 11:30 a.m. (CT) followed by comments from the Coach Miles at 12:30 p.m. (CT). Media members can park in Lot F on campus, which is located off of Nicholson Drive in front of the track stadium. A transcript of coach Miles' opening statement and as well as the question and answer session can be found on the Internet at www.LSUsports.net/media.

Listen To Les Miles' Weekly Press Conference

Members of the media can access the audio portion of Coach Miles' Weekly Press Luncheon each Monday starting at 12:10 p.m. CT at www.LSUsports.net/live or over the radio in the Baton Rouge area on 104.5 FM.

SEC Teleconference

The 14 SEC coaches are featured on a weekly teleconference each Wednesday at 10 a.m. (CT) during the regular season. Coach Miles speaks for 10 minutes starting at 10 a.m. Contact the LSU Sports Information Department to obtain the phone number to access the call.

Wednesday Post Practice

Coach Miles meets with the media immediately after practice on Wednesday's during the regular-season in the Team Room of the LSU Operations Center. This interview takes place at approximately 6 p.m. each week.

LSU Player Interviews

LSU players are available to the media three times during a typical game week - Mondays, Tuesdays and following the game on Saturday. Interview requests for the Monday and Tuesday media opportunities should be made at least 24 hours in advance and emailed to Michael Bonnette (mbonnet@lsu.edu) and Bill Martin (wmarti4@lsu.edu). Members of the media are not permitted to contact players on their cell phones under any circumstance.

Following the Press Luncheon

LSU players will be made available at 1:15 p.m. (CT) following head coach Les Miles' Press Luncheon each Monday afternoon at the Indoor Football Facility. Requests must be made on (or prior to) the Sunday following the game.

Post Practice

LSU players are available after practice on Monday and Tuesday by appointment at the Indoor Football Facility. These interviews are held at approximately p.m. on Monday and 6:15 on Tuesday.

LSU Video Newsfeed

LSU will be distributing video interviews and other highlights via FTP during the 2012 season. A link to download the newsfeed each will be emailed to members of the media each Monday afternoon during the season. Email Michael Bonnette at mbonnet@lsu.edu to be placed on the distribution list.

WHO TO CONTACT

Sports Information Office

(225) 578-8226

Assoc. AD/Sports Information Director

Michael Bonnette • Assoc. AD/Sports Information Dir.

E-mail: mbonnet@lsu.edu • Twitter: @LSUBonnette

Bill Martin • Associate Sports Information Director

E-mail: wmarti4@lsu.edu • Twitter: @LSUBillMartin

Jake Terry • Associate SID (Social Media)

E-mail: jtery9@lsu.edu • Twitter: @LSUjake

LSU Television

Kevin Wagner - jwagne2@lsu.edu

LSU Radio

Jim Hawthorne - lsuradio@lsu.edu

LSU Sports Information Mailing Address

LSU Box 25095

Baton Rouge, LA 70803

ON THE INTERNET

www.LSUsports.net/media

The Official Website of LSU Athletics is home to all the football information you need. Schedules, results, rosters, bios, statistics and game notes can be found and are always up to date. The GAMEDAY section, updated daily, has all relevant info for the upcoming game.

<http://media.lsusports.net>

Media can access images for all LSU athletic teams, including action shots, heads shots, logos, etc. To gain access to the high-resolution pictures, email Michael Bonnette. You will be assigned a login and password that will enable you to retrieve pictures. This service is for the media use only.

CollegePressBox.com

Collegepressbox.com is the official media website for SEC Football. Access and download weekly game notes, quotes, statistics, media guides, headshots, logos and more for the conference and each of its member schools. Login information will be distributed to accredited media or you can apply for a password by sending an e-mail to password@collegepressbox.com.



LSU Football on Twitter & Facebook

facebook.com/lsufootball

twitter.com/lsufball

twitter.com/lsucoachmiles

twitter.com/lsumediaalerts

LSUsports.net/connect



THE LES MILES FILE

Born: Nov. 10, 1953

Hometown: Elyria, Ohio

Wife: Kathy

Children: Kathryn "Smacker", Leslie Matthew, "Manny", Benjamin, and Macy Grace

College: Michigan, '76

Coaching Experience

1980-81	Assistant Coach	Michigan
1982-86	Assistant Coach	Colorado
1987-94	Assistant Coach	Michigan
1995-97	Assistant Coach	Oklahoma State
1998-00	Assistant Coach	Dallas Cowboys
2001-04	Head Coach	Oklahoma State
2005-	Head Coach	LSU

LES MILES NOTABLES

- 85-20** Overall Record at LSU
- 51-4** Record vs. Unranked Teams
- 50-7** Record in Tiger Stadium
- 47-17** Record in SEC Regular Season Games
- 34-16** Record vs. Top 25 Teams
- 31-10** Record vs. SEC Western Division (Reg. 5)
- 25-7** Record in SEC Home Games
- 22-10** Record in SEC Road Games
- 20** Fourth Quarter/Overtime Comeback Wins For LSU Since 2005
- 13-12** Record vs. Top 10 Teams
- 15** Number of wins over coaches who have won a national title *
- 5-2** Record in Bowl Games
- 2-1** Record in BCS Bowl Games
- 1** BCS National Championship
- 2** SEC Championships

* - Came against Philip Fulmer (twice), Urban Meyer (three times), Larry Coker, Steve Spurrier (three times), Nick Saban (three times), Gene Chizik (twice) and Jim Tressel.

Les Miles

2011 NATIONAL COACH OF THE YEAR • EIGHTH SEASON

Eight years into his reign as head coach at LSU, Les Miles has guided the Tiger football program to its most successful stretch - both on and off the field - in the history of the sport at the school. With 85 victories, two SEC titles and two appearances in the BCS National Championship Game, LSU's success since the start of the 2005 season is unmatched in college football. In the classroom, LSU ranks second in the SEC to only Vanderbilt in the most recent release of graduation rates as 152 Tigers have earned their degree under Miles' watch.

While LSU came up a game short of claiming its second BCS title under Miles in 2011, it was still a record-setting season for Miles and the Tigers. LSU went 13-0 during the regular season for the first time in school history, beat a school-record eight Top 25 teams, registered 12 of its 13 wins by double-figures and spent 11 straight weeks as the nation's No. 1 ranked team. Throw in five first-team All-Americans, two national award winners, and a Heisman Trophy finalist and the 2011 regular season ranked as the most successful in school history.

Miles' accomplishments haven't come without hard work and a steadfast approach that expects excellence and dedication from his players, coaching staff and all of those who contribute to the success of LSU football. The Miles Method - a system that puts players in position to have success in the classroom, contribute and give back to the community, and compete for championships - is the foundation for which his program is built.

The results in his seven years with the program have been staggering as 161 players have graduated, 120 have earned SEC Academic Honor Roll distinction and countless hours have been spent in the community. Since the 2007

season, LSU has seen 90 of its 109 seniors get their diplomas, including 21 of 25 seniors from the 2007 national championship team, all 19 from the 2008 squad, 20 of 24 from the 2009 team, 13 of 16 from 2010 and 16 of 25 from last year's club. Twelve players during that stretch who haven't completed their requirements for graduation are currently playing in the NFL.

In the community, the Tigers played instrumental roles during the recovery efforts following Hurricanes Katrina and Rita in 2005, which were two of the worst natural disasters to hit Louisiana. A week doesn't go by where members of the football team are visiting hospitals, reading at schools or serving as motivational speakers to area youth groups. It's become the LSU way and it's a spirit that has spread through the team.

On the field, the Tigers have won more games (85) than any other program in the SEC, finished in the nation's top 10 five times and delivered a league-best 42 NFL Draft picks, including 10 first round selections. LSU's also produced 16 first team All-Americans and had players win 11 national awards. In 2007, senior defensive tackle Glenn Dorsey became the most decorated defender in school history, winning four national awards, while Patrick Peterson followed that in 2010 by claiming two national awards - the Thorpe Award as the nation's top defensive back and the Bednarik Award as the nation's top defender.

Under Miles, the Tigers have posted at least 11 victories in a season five times and finished ranked among the top five in the nation three straight years (2005, '06, and '07), a first at LSU.

BY THE NUMBERS: LES MILES AT LSU

	2005	2006	2007	2008	2009	2010	2011	2012	TOTALS
vs. Unranked teams	6-0	8-0	5-1	6-2	8-1	6-0	5-0	7-0	51-4
vs. Top 25 teams	5-2	3-2	7-1	2-3	1-3	5-2	8-1	3-2	34-16
vs. Top 10 teams	2-1	2-2	3-0	1-2	0-3	1-1	3-1	1-2	13-12
SEC Regular Season	7-1	6-2	6-2	3-5	5-3	6-2	8-0	6-2	47-17
vs. SEC Western Division	5-0	4-1	4-1	2-3	3-2	3-2	5-0	5-1	31-10
vs. SEC Eastern Division	2-1	2-1	2-1	1-2	2-1	3-0	3-0	1-1	16-7
SEC home games	3-1	4-0	3-1	1-3	3-1	4-0	4-0	3-1	25-7
SEC road games	4-0	2-2	3-1	2-2	2-2	2-2	4-0	3-1	22-10
All home games	5-1	8-0	6-1	5-3	6-1	7-0	6-0	7-1	50-7
All road games	5-0	2-2	4-1	2-2	3-2	2-2	5-0	3-1	26-10
Neutral Site games	1-1	1-0	2-0	1-0	0-1	2-0	2-1	0-0	9-3
Bowl games	1-0	1-0	1-0	1-0	0-1	1-0	0-1	0-0	5-2

THE LES MILES RECORD

YEAR	SCHOOL	OVERALL RECORD	CONF. RECORD	NOTES
2001	Oklahoma State	4-7	2-6	
2002	Oklahoma State	8-5	5-3	Houston Bowl Champions
2003	Oklahoma State	9-4	5-3	
2004	Oklahoma State	7-5	4-4	
2005	LSU	11-2	7-1	No. 5, SEC West Champions
2006	LSU	11-2	6-2	No. 3, Sugar Bowl Champions
2007	LSU *	12-2	6-2	National Champions, SEC Champs
2008	LSU	8-5	3-5	Chick-fil-A Bowl Champions
2009	LSU	9-4	5-3	No. 17, Capital One Bowl
2010	LSU	11-2	6-2	No. 8, Cotton Bowl Champions
2011	LSU	13-1	8-0	No. 2, SEC Champions, BCS
2012	LSU	10-2	6-2	
TOTALS (12th year)		113-41	63-33	
LSU Record (eighth year)		85-20	47-17	
Oklahoma State Record (four years)		28-21	16-16	

TRACKING THE TIGERS

WEEK	AP	COACHES	HARRIS	BCS
Preseason	3	1	--	--
Week 2: 9/4	3	3	--	--
Week 3: 9/10	3	2	--	--
Week 4: 9/16	2	2	--	--
Week 5: 9/23	3	3	--	--
Week 6: 9/30	4	3	--	--
Week 7: 10/7	9	8	8	--
Week 8: 10/14	6	6	6	6
Week 9: 10/21	6	6	6	6
Week 10: 10/28	5	5	5	5
Week 11: 11/4	9	9	8	8
Week 12: 11/11	8	8	8	7
Week 13: 11/18	8	7	8	7
Week 14: 11/25	9	6	8	7
Week 15: 12/2	9	7	8	8

ASSOCIATED PRESS POLL (DEC. 2)

RK.	TEAM	REC.	POINTS
1.	Notre Dame (60)	12-0	1,500
2.	Alabama	12-1	1,424
3.	Ohio State	12-0	1,302
4.	Florida	11-1	1,279
5.	Oregon	11-1	1,250
6.	Georgia	12-2	1,213
7.	Kansas State	11-1	1,129
8.	Stanford	11-2	1,094
9.	LSU	10-2	1,051
10.	Texas A&M	10-2	1,025
11.	South Carolina	10-2	907
12.	Oklahoma	10-2	851
13.	Florida State	11-2	789
14.	Clemson	10-2	691
15.	Oregon State	9-3	638
16.	Northern Illinois	12-1	534
17.	UCLA	9-4	440
18.	Utah State	10-2	379
19.	Michigan	8-4	306
20.	Boise State	10-2	276
21.	Northwestern	9-3	266
22.	Louisville	10-2	248
23.	Nebraska	10-3	227
24.	San Jose State	10-2	157
25.	Kent State	11-2	117

USA TODAY COACHES POLL (DEC. 2)

RK.	TEAM	REC.	POINTS
1.	Notre Dame (56)	12-0	1,470
2.	Alabama (3)	12-1	1,417
3.	Oregon	11-1	1,313
4.	Florida	11-1	1,287
5.	Georgia	11-2	1,216
6.	Kansas State	11-1	1,190
7.	LSU	10-2	1,111
8.	Stanford	11-2	1,047
9.	Texas A&M	10-2	1,039
10.	South Carolina	10-2	947
11.	Oklahoma	10-2	890
12.	Florida State	11-2	853
13.	Clemson	10-2	769
14.	Oregon State	9-3	663
15.	Boise State	10-2	569
16.	Northern Illinois	12-1	495
17.	Northwestern	9-3	444
18.	Louisville	10-2	409
19.	UCLA	9-4	408
20.	Utah State	10-2	334
21.	Nebraska	10-3	328
22.	Michigan	8-4	278
23.	Wisconsin	8-5	115
24.	San Jose State	10-2	110
25.	Texas	8-4	97

CHICK-FIL-A BOWL CENTER: LSU VS. CLEMSON

Date/Time: Monday, Dec. 31 at 6:30 p.m. CT

Location: Atlanta, Ga. – Georgia Dome (71,228)

Television: ESPN (HD ch. 1035 or cable ch. 35 in Baton Rouge)

Radio: LSU Sports Radio Network - 98.1 FM in Baton Rouge
Sirius Satellite Radio – ch. 84; XM Satellite Radio - ch. 84

Series Record: LSU leads 2-0

Series Notes:

LSU and Clemson meet for just the third time – all in bowl games – on Dec. 31 when the two ranked teams square off in the Chick-fil-A Bowl in Atlanta ... LSU leads the overall series 2-0 with wins coming in the 1959 Sugar Bowl, 7-0, and the 1996 Peach Bowl (now Chick-fil-A), 10-7 ... The 1959 win over Clemson capped an 11-0 season for LSU as the Tigers claimed the national title that year under head coach Paul Dietzel ... The victory in 1996 over Clemson gave LSU its first 10-win season 1987 in what was the second-year of the Gerry DiNardo era in Baton Rouge ... LSU coach Les Miles has never faced Clemson, but he's 4-0 against current members of the ACC.

LAST TIME OUT: #8/7/8 LSU 20, ARKANSAS 13 • FAYETTEVILLE, ARK.

Zach Mettenberger threw for 217 yards and a touchdown and the LSU defense halted a late fourth quarter Arkansas drive as the Tigers won in their first trip to Fayetteville since 1992, 20-13. With LSU leading 20-13 late in the fourth quarter following a **Drew Alleman** field goal, Arkansas had its potential game-tying drive halted at the Tiger 18-yard line when Tyler Wilson's pass went incomplete in the endzone as time expired. The win was the 10th of the season for the Tigers as LSU secured its sixth year of at least 10 victories under **Les Miles**. Arkansas had turnovers on consecutive plays in the first quarter, the first coming at the LSU 2-yard line that cost the Razorbacks points. The second resulted in a 49-yard field goal by Alleman, giving the Tigers a 3-0 lead at the 4:45 mark in the opening quarter. LSU stretched the lead to 10-0 on a 22-yard highlight-reel one-handed catch by **Jarvis Landry**. The Razorbacks cut the lead to 10-3 on their first possession of the third quarter before an 86-yard return on the ensuing kickoff by LSU's **Michael Ford** setup the Tigers' next touchdown. **Jeremy Hill** scored on a 1-yard run just three plays later to extend the lead to 17-3 with 9:03 left in the third quarter. The Razorbacks responded with a touchdown on their next possession, pulling to within 17-10 late in the third quarter. Arkansas forced LSU to punt on its next possession as the Hogs drove to the Tiger 1-yard line before settling for a 17-yard field goal to get to within 17-13 with 12:17 left in the game. The teams traded scoreless possessions for the next seven minutes before Alleman's 27-yard field goal extended the LSU lead to 20-13 setting up one final attempt to tie the game for Arkansas. Mettenberger connected on 16-of-29 passes and went without an interception for the fourth time in five games. Hill rushed for 77 yards and a TD, while Landry caught 8 passes for 75 yards and a score. **Lamin Barrow** led the LSU defense with 12 tackles, while **Kevin Minter** added 10 tackles.

NOTEBOOK

LSU vs. The ACC

LSU is 33-28 against current members of the ACC. LSU has won four straight against the ACC with its last loss against a current ACC team coming against Virginia Tech in 2002 by a 26-8 margin. LSU has more wins over Miami (9) than any other ACC team, while Maryland is the only ACC team that the Tigers have played at not beat. LSU is 0-3 vs. Maryland. LSU has never played North Carolina State and Virginia in football. LSU has faced Georgia Tech (19) more than any other ACC opponent as most of those games were contested when the Yellow Jackets were members of the SEC. Here's LSU's record vs. ACC schools: 2-0 vs. Boston College, 2-0 vs. Clemson, 1-1 vs. Duke, 2-7 vs. Florida State, 7-12 vs. Georgia Tech, 0-3 vs. Maryland, 9-3 vs. Miami (Fla.), 6-1 vs. North Carolina, 1-1 vs. Virginia Tech, 3-0 vs. Wake Forest.

LSU's Chick-fil-A Bowl History

LSU is 5-0 all-time in the Chick-fil-A bowl, which includes a 2-0 record under **Les Miles**. The Tigers appeared in the first Chick-fil-A Bowl (then known as the Peach Bowl) in 1968, beating Florida State, 31-27, at Grant Field in Atlanta. LSU's next appeared in the Chick-fil-A Bowl in 1996, beating Clemson, 10-7, in the Georgia Dome. Other appearances in the bowl for the Tigers include: 2000 def. Georgia Tech, 28-14; 2005 def. Miami (Fla.), 40-3; and 2008 def. Georgia Tech, 38-3.

LSU Makes Its 44th Bowl Appearance

LSU will be making its 44th bowl appearance when the Tigers lineup against Clemson in the Chick-fil-A Bowl. The 44 bowl appearances ranks eighth nationally and fourth in the SEC behind Alabama (59), Tennessee (49), and Georgia (48). LSU is 22-20-1 all-time in bowl games, which includes a 5-2 record under Les Miles.

Tigers Have Won 22 Bowl Games

LSU goes into the Chick-fil-A Bowl with 22 bowl victories to its credit. The 22 bowl wins is tied for 9th all-time. LSU coach **Les Miles** is 5-2 in bowl games which makes him the second-winningest coach in school history in terms of bowl victories. Charles McClendon, who coached the Tigers for 18 years, won seven bowl games in 13 tries from 1962-79.

Tigers Making School-Record 13th Straight Bowl Appearance

LSU will be making its school-record 13th consecutive appearance in a bowl game when the Tigers face Clemson. The 13 straight bowl appearances by the Tigers rank as the nation's eighth-longest active streak. Florida State leads the way with 31, followed by Florida (22), Virginia Tech (20), Georgia Tech and Georgia (16), Oklahoma (14), and LSU (13).

Head Coach Les Miles – Making History With the Tigers

The following is a quick look at Les Miles' notable accomplishments during his eight years and 105 games (85-20 record) as head coach of the Tigers:

- With 10 or more wins six times at LSU, Miles joined Bear Bryant (13 at Alabama), Steve Spurrier (9 at Florida), Philip Fulmer (9 at Tennessee), Mark Richt (8 at Georgia) and Vince Dooley (7 at Georgia) as the only coaches in SEC history to have six or more 10-win seasons at the same school.
- Fastest coach in LSU history to 10 wins (11 games), 20 wins (24 games), 30 wins (35 games), 40 wins (48 games), 50 wins (63 games), 60 wins (76 games), 70 wins (87 games), and 80 wins (98 games) in school history.
- Led LSU to only 12-0 and 13-0 records in school history in 2011.
- Led LSU to first 11-0 start since 1958 in 2011.
- Led LSU to 10-1 start three times in a 6-year span from 2005-10 ('05, '07, '10)
- Only coach in LSU history to beat Auburn, Florida and Alabama in same season - and he's done it three times (2005, '07, '11)
- Only coach in LSU history to beat Florida and Tennessee in the regular season during the same year, doing it twice (2010, '11).
- Only first-year coach in SEC history to lead team to league's title game (2005)
- Has 15 wins over coaches who have won national titles, including two this year (Chizik, Spurrier)
- Coached LSU to 10-plus wins in three straight seasons - a first at the school - and to six overall (the most at the school).
- Only coach in LSU history to lead Tigers to three straight top five final rankings (2005, 2006, 2007).

LSU Finishes Ranked In BCS Standings For 10th Time

With its No. 8 final placement in the Bowl Championship Series Standings, LSU has now finished in ranked in the final BCS Standings for the 10th time since its inception in 1998 (15 years). LSU has been ranked in the BCS Top 10 four times under **Les Miles** and in the Top 20 seven of the eight years under Miles. LSU ranks No. 5 nationally in all-time BCS appearances with 81 (out of 117 BCS standings). Under Les Miles, LSU has been ranked in the BCS Standings 61 out of a possible 64 polls dating back to the 2005 season. The following is a look at the all-time leaders in appearances in the BCS Standings:

Team	Appearances
1. Texas	101
2. Florida	93
Oklahoma	93
4. Virginia Tech	86
5. LSU	81

Georgia Dome Feels Like Home For LSU As Tigers Are 9-1 In Facility

The Georgia Dome has become LSU's home away from home as the Tigers have had more success in that venue than any other facility away from Tiger Stadium. LSU is 9-1 all-time in games played in the Georgia Dome. The nine wins include four victories in the SEC Championship Game, four Chick-fil-A Bowl victories and a win over North Carolina to open the 2010 season. Of the nine wins, eight have come against teams ranked in the top 25, including wins over No. 2 Tennessee in 2001, No. 5 Georgia in 2003, and No. 9 Miami in 2005. LSU's only defeat in the Georgia Dome came at the hands of Georgia in the 2005 SEC Championship Game by a 34-14 count. LSU coach Les Miles is 5-1 in the Georgia Dome. In 10 games at the Georgia Dome, LSU has outscored its opponents 288-142. The following is a look at LSU's history in the Georgia Dome:

Year	Opponent	Results	Game
1996	Clemson	W, 10-7	Chick-fil-A Bowl
2000	#15 Georgia Tech	W, 28-14	Chick-fil-A Bowl
2001	#2 Tennessee	W, 31-20	SEC Championship Game
2003	#5 Georgia	W, 34-13	SEC Championship Game
2005	#13 Georgia	L, 34-14	SEC Championship Game
2005	#9 Miami	W, 40-3	Chick-fil-A Bowl
2007	#14 Tennessee	W, 21-14	SEC Championship Game
2008	#14 Georgia Tech	W, 38-3	Chick-fil-A Bowl
2010	#18 North Carolina	W, 30-24	Chick-fil-A Kickoff Classic
2011	#12 Georgia	W, 42-10	SEC Championship Game

Linebacker Minter Named LSU's MVP In 2012

Linebacker **Kevin Minter** was named the recipient of the Charles McClendon Award as LSU's most valuable in 2012. Minter led an LSU defense that ranked among the nation's best in several categories, including total yards allowed (296.2), points allowed (16.9) and rushing yards allowed (101.8). Minter, a second team All-America and a first team All-Southeastern Conference selection, had a team-best 111 tackles to go with 13.5 tackles for loss. Minter twice earned National Player of the Week honors in 2012, the first coming after setting a school-record with 17 solo tackles against Florida and the other coming after a 12-tackle, one-interception performance in the win over Texas A&M.

Five Tigers Named Permanent Team Captains

LSU recently named five players as the National L-Club Permanent Team Captains for 2012. The group includes: **QB Zach Mettenberger**, **OT Josh Dworaczyk**, **LB Kevin Minter**, **S Eric Reid** and **PK Drew Alleman**.

HARRIS INTERACTIVE POLL (DEC. 2)

RK.	TEAM	REC.	POINTS
1.	Notre Dame (106)	12-0	2,866
2.	Alabama (9)	12-1	2,765
3.	Oregon	11-1	2,548
4.	Florida	11-1	2,480
5.	Georgia	12-1	2,388
6.	Kansas State	11-1	2,332
7.	Stanford	11-2	2,142
8.	LSU	10-2	1,485
9.	Texas A&M	10-2	1,991
10.	South Carolina	10-2	1,838
11.	Oklahoma	10-2	1,745
12.	Florida State	11-2	1,655
13.	Clemson	10-2	1,485
14.	Oregon State	9-3	1,280
15.	Boise State	10-2	1,058
16.	Northern Illinois	12-1	998
17.	UCLA	9-4	791
18.	Nebraska	10-3	710
19.	Louisville	10-2	705
20.	Northwestern	9-3	682
21.	Utah State	10-2	660
22.	Michigan	8-4	525
23.	Kent State	11-2	330
24.	Texas	8-4	230
25.	Wisconsin	8-5	217

BCS STANDINGS (DEC. 2)

RK.	TEAM	REC.	AVG.
1.	Notre Dame	12-0	.9969
2.	Alabama	12-1	.9441
3.	Florida	11-1	.8984
4.	Oregon	11-1	.8621
5.	Kansas State	11-1	.8226
6..	Stanford	11-2	.7683
7.	Georgia	11-2	.7583
8.	LSU	10-2	.7511
9.	Texas A&M	10-2	.6756
10.	South Carolina	10-2	.6604
11.	Oklahoma	10-2	.6502
12.	Florida State	11-2	.5047
13.	Oregon State	9-3	.4715
14.	Clemson	10-2	.4693
15.	Northern Illinois	12-1	.3276
16.	Nebraska	10-3	.3264
17.	UCLA	9-4	.2872
18.	Michigan	8-4	.2537
19.	Boise State	10-2	.2513
20.	Northwestern	9-3	.2327
21.	Louisville	10-2	.1808
22.	Utah State	10-2	.1787
23.	Texas	8-4	.1519
24.	San Jose State	10-2	.1346
25.	Kent State	11-2	.0772



TIGER TRENDS

	2012	Miles
August	0-0	3-0
September	5-0	29-2
October	2-1	22-7
November	3-1	25-8
December-January	0-0	7-3

LSU's Conference Record...

at home	3-1	25-7
on the road	3-1	22-10
neutral	0-0	0-0

LSU's Non-Conference Record...

at home	4-0	25-0
on the road	0-0	4-0
neutral	0-0	7-1

LSU vs. Ranked Opponents...

at home	2-1	13-5
on the road	1-1	12-8
neutral	0-0	9-3

LSU's Record in Games...

decided by 7 pts or less	5-1	28-7
decided by 3 pts or less	2-0	10-5
Away during the day	2-1	14-8
Away at night	1-0	13-1
Home during the day	1-0	13-5
Home at night	6-1	37-3

LSU's Record When Scoring...

less than 20 points	1-2	6-11
20+ points	8-0	69-9
25+ points	6-0	65-5

LSU's Record When Allowing...

14 or fewer points	5-1	50-3
24 or fewer points	8-2	67-9
25+ points	1-0	11-10

LSU's Record When...

Leading after the 1st qtr	7-2	58-6
Trailing after the 1st qtr	3-0	13-11
Leading at halftime	7-1	66-7
Trailing at halftime	3-1	18-11
Leading after the 3rd qtr	8-0	69-5
Trailing after the 3rd qtr	2-2	13-14
Tied going into the 4th qtr	0-0	5-3

LSU's Record With...

less than 300 yards	0-1	10-12
400+ yards total offense	5-1	36-4
500+ yards total offense	1-0	67-0
600+ yards total offense	0-0	0-0
less than 100 yards rush	1-1	5-12
100+ yards rushing	8-1	70-7
150+ yards rushing	6-0	57-4
200+ yards rushing	5-0	31-3
250+ yards rushing	3-0	15-1
less than 200 yards pass	5-1	39-12
300+ yards passing	0-0	7-1
350+ yards passing	0-0	2-0
400+ yards passing	0-0	0-0
450+ yards passing	0-0	0-0

LSU's Record When Allowing...

less than 200 total yards	2-0	21-1
less than 300 total yards	6-1	55-5
less than 400 total yards	7-2	64-12
400+ yards total offense	3-0	10-8
less than 100 yards rush	6-0	49-3
100+ yards rush	3-2	32-18
less than 200 yards pass	6-2	58-8
less than 250 yards pass	6-2	65-13
less than 300 yards pass	6-2	67-15
300+ yards pass	3-0	8-2

Tigers Get Five Players Back for Clemson Game

LSU will see the return of five players to the field when the Tigers face Clemson in the Chick-fil-A Bowl. Two players – LB **Kwon Alexander** (ankle) and OG **Josh Williford** (concussion) are returning after missing the last half of the season with injuries. The three other players – LB **Tahj Jones**, LB **D.J. Welter**, and OL **Evan Washington** – were ineligible to compete during the regular season, but are now eligible to play.

More On LSU Heading Into The Clemson Game

- LSU coach **Les Miles** is now the second-winningest coach in school history with 85 victories. This year, Miles moved past Bernie Moore (83 wins) and trails only Charles McClendon, who won 137 games in 18 years with the Tigers.
- By picking up its 10th win of the year vs. Arkansas, LSU has now reached double-figure victories 13 times in school history. Les Miles is responsible for six of them (6, 2005, 2006, 2007, 2010, 2011, and 2012). Other LSU coaches with 10-wins seasons include: Nick Saban (2, 2001 and 2003); Paul Dietzel (2, 1958 and 1961); Edgard Wingard (1, 1908), Mike Archer (1, 1987), Gerry DiNardo (1, 1996).
- LSU running backs have carried the ball 259 consecutive times without a lost fumble, a streak that dates back to the third quarter of the Towson game when **Michael Ford** turned the ball over.
- In 51 games under DC **John Chavis**, LSU is allowing just 3.1 first quarter points (163 in 51 games) and 7.9 first half points (409 in 52 games).
- The Tigers have used 14 first-time starters in 2012 with 5 of those being true freshmen.
- LSU is 31-3 under Les Miles when a running back reaches the 100-yard mark in a game.
- LSU has played 15 true freshmen this year – the second-highest total in college football - with 5 of those getting at least 1 start (RT **Vadal Alexander**, LB **Kwon Alexander**, LB **Lamar Louis**, CB **Jalen Mills**, RB **Jeremy Hill**)
- LSU's true freshmen have accounted for 31 starts this year – 12 on offense, 19 on defense.
- LSU has started at least 1 true freshman in every game this year. Dating back to last year, LSU has started at least 1 true freshman in 17 consecutive games and 23 of its last 26 games.
- LSU has played 103 of its 105 games under LSU Makes Its 44th Bowl Appearance
- With the win over South Carolina and Steve Spurrier in week 7, **Les Miles** now has 15 wins over coaches who have won a national title.

LSU Football Rated 4th Most Valuable College Football Team By Forbes

LSU was recently rated by Forbes Magazine as the fourth-most valuable college football team with a worth of \$102 million. LSU, which ranks first among all SEC teams in the Forbes list, trails only Texas (\$133 million), Michigan (\$120 million), and Notre Dame (\$103 million). The Forbes list is based on

LSU Streak of Consecutive Weeks In AP Top 25 Reaches 63 Straight

LSU's streak of consecutive weeks in the AP Top 25 has reached 63, which ranks second to only Alabama in terms of current streaks. LSU has been ranked in both the Coaches and AP polls every week since the start of the 2009 season. Since **Les Miles** took over at LSU, the Tigers have been represented in the AP and USA Today Coaches' Poll 121 of the 125 weeks. The exception came during the final four polls of the 2008 season. In addition, since the start of the 2002 season, LSU has played 138 of 142 games ranked in the top 25, including 103 of 105 games under Miles. LSU has an 83-19 record in games played as a Top 25 team under Miles. The only two games that LSU didn't play as a Top 25 team during the Miles era came in 2008 against Arkansas in the regular-season finale and Georgia Tech in the Chick-fil-A Bowl. LSU was ranked in the pre-season Top 25 for the 12th straight year heading into 2012. The following is a look at the longest current streaks for teams in the AP Top 25:

Team	Consecutive Weeks In AP Poll
1. Alabama	79
2. LSU	63

Reid Earns Consensus All-America Honors In 2012

LSU's **Eric Reid** was named a consensus All-America in 2012 after the junior picked up five first team All-America honors. To be a consensus All-America, a player has to be named first team on at least two of the five selected All-American teams. Five organizations were used to compile the consensus team: American Football Coaches Association, Associated Press, Football Writers Association of America, The Sporting News and Walter Camp Football Foundation. Reid earned first team All-America honors from the following organizations in 2012: American Football Coaches Association, FWAA, ESPN.com, Scout.com and AT&T ESPN. Reid becomes the 18th first-team All-America selection under head coach Les Miles. He's also the sixth first-team All-America defensive back for LSU since 2005 joining LaRon Landry (2006), Craig Steltz (2007), Patrick Peterson (2010), Morris Claiborne (2011) and Tyrann Mathieu (2011). In 2012, Reid helped lead the Tigers to a 10-2 overall mark and a No. 8 national ranking heading into the Dec. 31 Chick-fil-A Bowl against 14th-ranked Clemson. LSU, which spent the entire season ranked in the top 10, had three wins over ranked opponents, including a 23-21 victory over No. 3 South Carolina and a 24-19 win over No. 19 Texas A&M. Reid, who was also a first team All-SEC selection, ranked third on the team with 81 tackles to go along with a pair of interceptions and six pass breakups. As a team, LSU ranked No. 8 in the nation in total defense, allowing just 296.2 yards per game, and the Tigers were second in the SEC and No. 8 in the nation in interceptions with 18.

Eight Tigers on AP's All-SEC Team

LSU placed eight Tigers on the Associated Press All-Southeastern Conference football teams, including two on the first team. LSU's eight total selections ranks as the second-most in the conference behind Alabama's nine. Florida is third with seven players, followed by Georgia with six. Junior linebacker **Kevin Minter** and junior safety **Eric Reid** earned First-Team All-SEC honors on defense, while **Bennie Logan**, **Craig Loston**, **Barkevious Mingo** and **Sam Montgomery** received Second-Team All-SEC recognition. **La'el Collins** and **Josh Dworaczky** were named Honorable Mention All-SEC. It marks the second career honor for Reid, Mingo and Montgomery. Both Reid and Mingo were named to the AP All-SEC second team last season while Montgomery was a member of the first team. The All-SEC honor is the first for Minter, Collins, Dworaczky, Logan and Loston.

Five Tigers Chosen to Coaches' All-SEC Team

LSU earned five selections, including three first-team members, on the Coaches' All-SEC Team as voted on by the league coaches. **Sam Montgomery**, **Kevin Minter** and **Eric Reid** were named to the Coaches' All-SEC First Team, while **Drew Alleman** and **Barkevious Mingo** were selected to the second team. It is the second straight season Montgomery has earned a spot on the Coaches' All-SEC First Team, and it marks back-to-back years for Alleman on the coaches' second team. LSU has produced 38 First-Team All-SEC selections since head coach Les Miles' first season at LSU in 2005.

Vadal Alexander and Jalen Collins Earn Freshman All-SEC Nod

LSU right tackle **Vadal Alexander** and cornerback **Jalen Collins** were each named to the Freshman All-SEC Team as voted on by the league's coaches. LSU has produced 17 freshman All-SEC selections in eight seasons under Coach Miles, including a league-high five players in 2011.

Tigers Are 9-3 In Neutral Sites Games Under Miles

LSU brings a 9-3 record in neutral site games under **Les Miles**. Among the nine wins, include five victories in the Georgia Dome (2 SEC Championship Games, 2 Chick-fil-A Bowls, 1 Chick-fil-A Kickoff Game). LSU has outscored its opponents 362-217 in the 12 games and the Tigers have scored 40 or more points five times and 30 or more points eight times.

LSU Is 36-1 In Non-Conference Games Under Miles

LSU brings a 36-1 record in non-conference games into the Clemson contest. LSU's only non-conference loss under **Les Miles** came against Penn State in the Capital One Bowl to cap the 2009 season. LSU has won 13 straight non-conference games going into the Chick-fil-A Bowl. Of the 36 wins under Miles against non-conference opponents, 11 have come against Top 25 teams, 30 have come by double-digits and LSU has scored 40 or more points in 22 of the 37 games.

LSU's Won 21 Straight (and 31 of 32) When Scoring 20 or More Points

LSU brings a streak of 21 straight wins (and 31-of-32) when scoring at least 20 points in a game into the Clemson contest. LSU is 9-0 this year when reaching the 20-point mark after going 11-0 in 2011. The last time LSU lost a game when scoring 20 or more points came in 2010 when the Tigers dropped a 31-23 decision to Arkansas in the regular-season finale. Under Les Miles, LSU is 79-9 when scoring 20 or more points in a game.

Tigers Are 58-4 Under Miles When Reaching 30 Points

LSU's record is 58-4 under **Les Miles** when scoring at least 30 points in a game. The Tigers have won 29 straight games when scoring 30 points, a streak that dates back to the 2008 season. The last time LSU scored 30 points in a game and lost came against Arkansas by a 31-30 count on Nov. 28, 2008 in Little Rock. The current 29-game streak started the following game in the Chick-fil-A Bowl when LSU beat Georgia Tech, 38-3.

LSU Playing In Bowl For School-Record 13 Straight Season

LSU extended its streak of consecutive bowl appearances to a school-record 13 straight in 2012. The Tigers have played in a bowl game every year dating back to the 2000 season. The 13-year bowl streak trails only Florida (22) and Georgia (16) in the SEC. Florida State leads the nation with 31 consecutive bowl appearances.

LSU Leads Nation With 13 Straight Seasons Of At Least 8 Wins

LSU won at least eight games for a school-record 13 consecutive year in 2012. The 13 years with at least eight wins ties with Boise State as the longest current streak in college football. LSU's streak of season with at least eight wins dates back to 2000 when first-year coach led the Tigers to an 8-4 victory, which was capped with a 28-14 victory over Georgia Tech in the Peach Bowl (now Chick-fil-A) Bowl.

100-YD RUSHING GAMES (13, 7 IN 2012)

#4 Alfred Blue • RB

123 vs. North Texas (Sept. 1, 2012)
119 vs. Western Kentucky (Nov. 12, 2011)
101 vs. Washington (Sept. 8, 2012)

#33 Jeremy Hill • RB

127 at Texas A&M (Oct. 20, 2012)
124 vs. South Carolina (Oct. 13, 2012)
107 vs. Alabama (Nov. 3, 2012)

#27 Kenny Hilliard • RB

141 vs. North Texas (Sept. 1, 2012)
116 vs. Idaho (Sept. 15, 2012)
102 vs. Arkansas (Nov. 25, 2011)

#11 Spencer Ware • RB

109 vs. Florida (Oct. 8, 2011)
107 vs. Mississippi State (Sept. 15, 2011)
102 vs. Texas A&M (Cotton Bowl; Jan. 7, 2011)

100-YARD RECEIVING GAMES

#3 Odell Beckham, Jr. • WR

128 vs. Towson (Sept. 29, 2012)
112 at Arkansas (Nov. 23, 2012)

#80 Jarvis Landry • WR

109 vs. Mississippi State (Nov. 10, 2012)

HOME WINNING STREAK ENDS AT 22

LSU had won 22 consecutive home games prior to the Alabama game on Nov. 3. It was the Tigers' first loss in Tiger Stadium since Oct. 10, 2009 against No. 1 Florida. Here is a final look at the streak prior to the Bama loss:

#	Opponent	Score	Location	Date
1.	Auburn	31-10	Baton Rouge	10/24/09
2.	Tulane	42-0	Baton Rouge	10/31/09
3.	Louisiana Tech	24-16	Baton Rouge	11/14/09
4.	Arkansas	33-30 OT	Baton Rouge	11/28/09
5.	Mississippi State	29-7	Baton Rouge	9/18/10
6.	#22 West Virginia	20-14	Baton Rouge	9/25/10
7.	Tennessee	16-14	Baton Rouge	10/2/10
8.	McNeese State	32-10	Baton Rouge	10/16/10
9.	#5 Alabama	24-21	Baton Rouge	11/6/10
10.	UL-Monroe	51-0	Baton Rouge	11/13/10
11.	Ole Miss	43-36	Baton Rouge	11/20/10
12.	Northwestern St.	49-3	Baton Rouge	9/10/11
13.	Kentucky	35-7	Baton Rouge	10/1/11
14.	#17 Florida	41-11	Baton Rouge	10/8/11
15.	#19 Auburn	45-10	Baton Rouge	10/22/11
16.	Western Kentucky	42-9	Baton Rouge	11/12/11
17.	#3 Arkansas	41-17	Baton Rouge	11/25/11
18.	North Texas	41-14	Baton Rouge	9/1/12
19.	Washington	41-3	Baton Rouge	9/8/12
20.	Idaho	63-14	Baton Rouge	9/15/12
21.	Towson	38-22	Baton Rouge	9/29/12
22.	#3 South Carolina	23-21	Baton Rouge	10/13/12

The Streak: By The Numbers

804-289

outscored opponents

11

wins over SEC teams

13

wins over major BCS conference opponents

10

times the opponent had been held to 10 points or less



TIGERS IN THE NFL (WEEK 15)

Name	Pos.	Team
Ken Adams	DE	Cleveland Browns
Joe Barksdale	OT	St. Louis Rams
Dwayne Bowe	WR	Kansas City Chiefs
Michael Brockers	DT	St. Louis Rams
Ron Brooks	CB	Buffalo Bills
Morris Claiborne	CB	Dallas Cowboys
Ryan Clark	S	Pittsburgh Steelers
Jacob Cutrera	LB	Tampa Bay Buccaneers
Travis Daniels	DB	Kansas City Chiefs
Glenn Dorsey **	DT	Kansas City Chiefs
Early Doucet	WR	Arizona Cardinals
Matt Flynn	QB	Seattle Seahawks
Devery Henderson	WR	New Orleans Saints
Jacob Hester	RB	Denver Broncos
Trindon Holliday	RS	Denver Broncos
Bradie James	LB	Houston Texans
Tyson Jackson	DE	Kansas City Chiefs
Ricky Jean Francois	DT	San Francisco 49ers
Quinn Johnson	FB	Tennessee Titans
Donnie Jones	P	Houston Texans
Brandon LaFell	WR	Carolina Panthers
LaRon Landry	S	New York Jets
Lazarus Levingston	DT	Tampa Bay Buccaneers
Nate Livings	OG	Dallas Cowboys
Todd McClure	C	Atlanta Falcons
Danny McCray	DB	Dallas Cowboys
Richard Murphy	RB	Jacksonville Jaguars
Drake Nevis	DT	Indianapolis Colts
Stephen Peterman	G	Detroit Lions
Deangelo Peterson *	TE	Washington Redskins
Patrick Peterson	CB	Arizona Cardinals
Rueben Randle	WR	New York Giants
Stevan Ridley	RB	New England Patriots
Perry Riley	LB	Washington Redskins
Kelvin Sheppard	LB	Buffalo Bills
Marcus Spears	DE	Dallas Cowboys
Craig Steltz **	S	Chicago Bears
Brandon Taylor	S	San Diego Chargers
Corey Webster	CB	New York Giants
Andrew Whitworth	OT	Cincinnati Bengals
Keiland Williams	RB	Washington Redskins
Kyle Williams	DT	Buffalo Bills
Al Woods	DT	Pittsburgh Steelers

* - practice squad

** - injured reserve

BOLD indicates players who played for Les Miles

Number of SEC Players on Active Opening Day Rosters

1. LSU - 38
2. Tennessee - 36
3. Georgia - 35
4. Florida - 32
5. Auburn - 28
6. Alabama - 23

Mettenberger Shines In First Year As Starter For The Tigers

Junior QB **Zach Mettenberger** shined in his first season as the starter, throwing for 2,489 yards and 11 TDs in leading the Tigers to a 10-2 record. With a win over Clemson, Mettenberger will join Warren Rabb (1958) as the only first-year starting quarterbacks in LSU history to lead the Tigers to 11 wins in their full season as a starter. Mettenberger ranks sixth in LSU history for passing yards in a season (2,489), tied for sixth in completions (193) and eighth in attempts (329). Mettenberger's ratio of one interception for every 55 passes thrown is the best in school history for quarterbacks with 300 or more attempts in a season. He ranks ahead of JaMarcus Russell (43:1 in 2006) and Jeff Wickersham (38:1 in 1985). Some other Mettenberger highlights in 2012 include:

- Completed 24-of-35 passes for 298 yards, 1 TD and no interceptions in near-upset of No. 1 Alabama.
- The 298 passing yards were the most by an LSU quarterback in an SEC game since Matt Flynn threw for 353 yards at Alabama on Nov. 3, 2007.
- His 24 completions were also the most since Flynn had 24 against the Tide on that date.
- Is the first LSU QB since Tommy Hodson in 1989 to throw for 250 yards or more in three straight SEC games. Mettenberger did it with 298 yards vs. Alabama, 273 vs. Miss. State and 282 vs. Ole Miss. Hodson did it against Kentucky (283), Tennessee (438) and Ole Miss (381).
- Threw 130 consecutive passes before throwing an interception in the third quarter vs. Ole Miss. The 130 straight passes without an interception ranks as the third-longest streak in school history, trailing Alan Risher (137 in 1982) and Jarrett Lee (131 in 2010-11).

Jeremy Hill Joins Elite LSU Freshman Running Back Company

With three 100-yard rushing games – all coming against SEC teams – LSU true freshman RB **Jeremy Hill** joined some elite company. His three 100-yard games put him behind only Justin Vincent (5 in 2003), Kevin Faulk (4 in 1995) and Dalton Hilliard (4 in 1982) for the most by a true freshman in a season in LSU history. Hill is also the first LSU player to rush for 100 yards in three straight SEC games since 2005 when Joseph Addai did it (102 vs. Vanderbilt, 156 vs. Florida, 105 vs. Auburn). Hill's streak of consecutive 100-yard games came to an end vs. Mississippi State, but he still led the Tigers in rushing with 48 yards on 15 carries. Hill has led LSU in rushing in six straight games. Hill currently leads the Tigers with 631 yards and 10 TDs on just 130 carries. The following is a look at some additional accomplishments by Hill through the first 11 games of the season:

- Became first true freshman in LSU history to rush for 100 yards vs. Alabama. Hill had 107 yards and 1 TD vs. the Crimson Tide, which has the nation's No. 1 rated defense vs. the run.
- His 29 carries vs. Alabama were the most by an LSU running back since Joseph Addai toted the ball 32 times in a win over Florida in 2005.
- Had 3 rushing TDs, including the game-winner, vs. Ole Miss. The 3 rushing TDs were the most by an LSU freshman since Kendall Cleveland had 3 vs. Arkansas in 1995. It was the most by a Tiger true freshman since Kevin Faulk had 3 vs. North Texas in 1995.

LSU Freshman Rushing Yards In A Season

Player	Year	Yards
1. Justin Vincent	2003	1,001
2. Dalton Hilliard	1982	901
3. Kevin Faulk	1995	852
4. Garry James	1982	710
5. Harvey Williams	1986	700
6. LaBrandon Toefield (RS)	2000	682
7. Jeremy Hill	2012	631
8. Rondell Mealey (RS)	1996	603
9. Kendall Cleveland (RS)	1995	562
10. Robert Davis	1992	527

LSU Has 7 100-Yard Rushing Games This Year, Most Since 2003

LSU has seven 100-yard rushing games this year, which is the most in a single-season in the **Les Miles** era. It's also the most for an LSU team since 2003 when the Tigers had 8 100-yard rushing games. The following is a look at the number of 100-yard rushing games the Tigers have had under Miles:

- 2012 – 7 (Hill 3, Blue 2, Hilliard 2)
 2011 – 4 (Ware 2, Blue 1, Hilliard 1)
 2010 – 6 (Ridley 4, Jefferson 1, Ware 1)
 2009 – 2 (Scott 1, Williams 1)
 2008 – 6 (Scott 6)
 2007 – 5 (Hester 4, Williams 1)
 2006 – 2 (Scott 1, Williams 1)
 2005 – 5 (Addai 5)

 2003 – 8 (Vincent 5, Broussard 2, Carey 1)
 1997 – 14 (Faulk 6, Mealey 4, Collins 3, Tyler 1)

LSU Ranked Among Nation's Top 10 In Five Defensive Categories

LSU brings one of the nation's top defenses into the Clemson game as the Tigers are ranked among the top 10 in the nation in five categories. LSU is ranked No. 8 nationally in total defense, allowing only 292.2 yards per game. The following is a look at how LSU's defense ranks both at the national and conference level through the first 12 games of the season:

Category	LSU Avg.	Nat'l Rank	SEC Rank	Nat'l Leader
Total defense	292.2	8th	3rd	Alabama (246.0)
Pass eff. defense	103.4	9th	4th	Florida (91.69)
Rush defense	101.8	9th	3rd	Alabama (79.8)
Turnovers gained	31	8th	1st	Kent State (38)
Interceptions	18	10th	2nd	Oregon (24)
Scoring defense	16.9	11th	3rd	Notre Dame (10.3)

More Notables On The LSU Defense

- The Tigers have held every team below their rushing average this year.
- LSU held Texas A&M, the SEC's top rushing team to a season-low 134 yards, some 100 yards below its avg at the time.
- LSU held Texas A&M QB Johnny Manziel, the SEC's leading rusher and Heisman Trophy winner, to a season-low 27 yards, well below his season average of 112.7 yards going into the game.
- LSU held South Carolina to its lowest net rushing total since Sept. 13, 2008 when Georgia held them to 18 yards.
- Six out of the 12 games this season LSU has held opponents to under 100 yards rushing
- In 52 career games under defensive coord. John Chavis, LSU has held opponents to under 100 yards rushing 22 times.
- The 34 rushing yards by South Carolina were the fewest allowed by LSU against an SEC team in the John Chavis era. It represented the fewest rushing yards by an SEC team against LSU since Alabama had 20 yards rushing on Nov. 3, 2007.
- LSU held South Carolina to a season-low 211 total yards of offense, and the Tigers limited RB Marcus Lattimore to the third-lowest rushing output of his career with 35 yards on 13 carries. He was held to 33 yards on 14 carries at Auburn and 30 yards on 11 carries against Arkansas during his freshman season in 2010.

Here is a look at how LSU opponents have fared against the Tigers on the ground:

Opponent	Avg. Yds Rushing Entering Game	Actual Total	Held Below
North Texas	--	76	--
Washington	106.0	26	-80.0
Idaho	106.0	39	-67.0
at Auburn	175.3	86	-89.3
Towson	196.3	188	-8.3
at Florida	224.5	176	-48.5
South Carolina	181.5	34	-147.5
At Texas A&M	235.8	134	-101.8
Alabama	214.4	166	-48.4
Miss. State	156.4	47	-109.4
Ole Miss	165.0	147	-18.0
Arkansas	120.1	103	-18.1

Miles In Elite SEC Company

By picking up his 80th win at LSU vs. Towson, LSU coach **Les Miles** became the fastest coach in school history to reach 80 victories as he needed just 98 games to do it. In addition, the 98 games to reach 80 wins makes Miles the third-fastest in SEC history to reach that milestone as he trailed only Steve Spurrier (80 wins in 89 games) and Philip Fulmer (80 wins in 97 games). Some notable SEC coaches who needed more games than Miles to reach 80 wins include: Bear Bryant (80 wins in 120 games), Nick Saban (80 wins in 104 games), Mark Richt (80 wins in 101 games), and Vince Dooley (80 wins in 123 games).

LSU Running Backs Up To 271 Carries Without Losing A Fumble; Ware Streak at 292

After losing a fumble against Towson back in September, LSU running backs have now gone 271 straight carries without a lost fumble heading into the Clemson game. This year, LSU has put together its current streak, along with a stretch of 225 carries – which dated back to Arkansas game in 2011 – without losing a fumble by a running back. The following is a look at LSU's running backs and the numbers of carries since they have had since they lost a fumble as well as their career rushing attempts and career number of lost fumbles:

Player	Consecutive Att. w/out a lost fumble	Total Lost Fumbles (Attempts)	Last Fumble
Spencer Ware	292	0 (292)	None
Jeremy Hill	130	0 (130)	None
Alfred Blue	127	2 (127)	4Q vs. Miss. State, 2010
Kenny Hilliard	32	1 (32)	1Q vs. Towson, 2012
Michael Ford	36	2 (240)	3Q vs. Towson, 2012
J.C. Copeland	14	0 (14)	None

LSU RECORD BOOK

Career Field Goals Made

Name	FG
1. David Browndyke (1986-89)	61
...	
4. Josh Jasper (2008-10)	47
5. Andre LaFleur (1993-95)	37
6. Drew Alleman (2011-present)	36

Consecutive PAT Kicks Made

Name	PATs
1. David Browndyke (1986-89)	109
2. Drew Alleman (2011-present)	105
3. Colt David (2005-06)	77

Career Punting Average

Name	Avg. Yds.
1. Brad Wing (2011-present)	44.6
2. Patrick Fisher (2004-07)	44.1
3. Chad Kessler (1994-97)	42.9

Career Tackles For Loss

Name	TFL
1. Anthony McFarland (1995-98)	55
...	
6. Ron Sancho (1985-88)	37
7. Marcus Spears (2001-04)	34.5
8. Chad Lavalais (2000-03)	32.5
9. Sam Montgomery (2010-present)	31.5
10. Kenny Bordelon (1972-75)	30
-- Barkevious Mingo (2010-present)	26

Career Sacks

Name	Sacks
1. Rydell Malancon (1980-83)	25
...	
5. Melvin Oliver (2002-05)	20
Jarvis Green (1998-2001)	20
6. Marcus Spears (2001-04)	19
Chuck Wiley (1994-97)	19
8. James Gilyard (1992-95)	18
Michael Brooks (1983-86)	18
Sam Montgomery (2010-present)	18
10. Anthony McFarland (1995-98)	17
-- Barkevious Mingo (2010-present)	14.5

Single-Season Field Goals Made

Name	FG
1. Josh Jasper (2010)	28
2. Colt David (2007)	26
3. Drew Alleman (2012)	20

Single-Season Sacks

Name	Sacks
1. Oliver Lawrence (1989)	12
...	
10. nine players	8
-- Sam Montgomery (2012)	7

Single-Season Tackles

Name	Sacks
1. Bradie James (2002)	154
...	
10. Kelvin Sheppard (2010)	116
-- Kevin Minter (2012)	111

2012 INDIVIDUAL HONORS

78 OT Vadal Alexander

Freshman All-America Second Team (Scout.com)

Freshman All-SEC (Coaches)

30 PK Drew Alleman

All-SEC Second Team (Coaches)

3 WR/RS Odell Beckham, Jr.

SEC Special Teams Player of the Week (vs. Ole Miss)

32 Jalen Collins

Freshman All-SEC (Coaches)

70 OG La'el Collins

All-SEC Honorable Mention (AP)

78 OL Josh Dworaczyk

All-SEC Honorable Mention (AP)

33 RB Jeremy Hill

SEC Co-Freshman of the Week (vs. South Carolina)

93 DT Bennie Logan

All-SEC Second Team (AP)

64 C P.J. Lonergan

SEC Offensive Lineman of the Week (vs. Ole Miss)

6 SS Craig Loston

All-SEC Second Team (AP)

SEC Co-Defensive Player of the Week (vs. Mississippi St.)

36 CB Jalen Mills

Freshman All-America First Team (Scout.com, Sporting News)

SEC Freshman of the Week

49 DE Barkevious Mingo

All-SEC Second Team (AP, Coaches)

46 LB Kevin Minter

Butkus Award Finalist

Sports Illustrated All-America First Team

Associated Press All-America Second Team

Walter Camp All-America Second Team

Scout.com All-America Second Team

CBSsports.com All-America Third Team

All-SEC First Team (AP, Coaches, CBSsports.com, ESPN.com)

Walter Camp National Defensive Player of the Week (at Texas A&M)

Bednarik Award National Defensive Player of the Week (at Texas A&M)

SEC Co-Defensive Player of the Week (at Florida)

SEC Defensive Player of the Week (at Texas A&M)

15 True Freshmen Played For Tigers In 2012 – Second Highest Total In Nation

In what has become a frequent occurrence under head coach **Les Miles**, LSU had 15 true freshmen see the field during the regular season in 2012. The 15 true freshmen ranks second in the nation along with Ohio State. Texas and TCU have each played a nation's best 16 true freshmen this year. The following is the list of true freshmen who have played this year: LB **Kwon Alexander**, OT **Vadal Alexander**, CB **Jalen Mills**, P **Jamie Keehn**, S **Jerquinick Sandolph**, LB **Deion Jones**, SNP **Reid Ferguson**, DL **Danielle Hunter**, LB **Ronnie Feist**, LB **Lorenzo Phillips**, S **Corey Thompson**, TE **Dillon Gordon**, CB **Dwayne Thomas**, LB **Lamar Louis**, and RB **Jeremy Hill**.

13 Other First-Timers Have Played This Year

In addition to the 15 true freshmen who saw action during the regular season, another 13 first-timers played for the Tigers this year. The following is a list of players who have played for the first time in 2012: QB **Stephen Rivers**, WR **Paul Turner**, CB **Jalen Collins**, S **Micah Eugene**, C **Elliott Porter**, OG **Trai Turner**, DL **Jeremy Peebles**, DL **Quentin Thomas**, DL **A'Trey-U Jones**, LB **Jarrett Hardnett**, S **Vincent LeDuff**, LB **Edwin Johnson**, DT **Mickey Johnson**.

LSU Caps Season With Same Starting O-Line Starting Final Six Games

After using a different starting combination on the offensive line for four of the first six games in 2012, the Tigers had the same starting offensive line for the final six games of the year. LSU's most recent starting offensive line features a true freshman in RT **Vadal Alexander**, a redshirt freshman in RG **Trai Turner**, a true sophomore in LG **La'el Collins**, and a pair of seniors in C **P.J. Lonergan** and LT **Josh Dworaczyk**. Turner has started the last 6 games for an injured **Josh Williford**. Turner's start vs. South Carolina was the first of his career and marked the fourth offensive lineman to get his first career start in 2012. Other first-time starters on o-line for the Tigers in 2012 are: Collins (started 12 games at LG), **Elliott Porter** (started 1 game at C), and Alexander (started 8 games at RT).

- LSU has used 8 different starters on the offensive line, that's 1 more than the Tigers used in 14 games in 2011.
- From 2002-11 (a span of 133 games), LSU used only 5 different players at left tackle. This year, thru 12 games, the Tigers used 3 different players at that position.
- LSU has used 5 different starting lineup combinations on the offensive line, which is one more than LSU used in 14 games a year ago. It also ties with the 2010 team for the most starting lineup combinations under Les Miles.

The following is a quick look at LSU's offensive line combinations through 12 games:

Game	LT	LG	C	RG	RT
North Texas	Chris Faulk	La'el Collins	P.J. Lonergan	Josh Williford	Alex Hurst
Washington	Josh Dworaczyk	La'el Collins	P.J. Lonergan	Josh Williford	Alex Hurst
Idaho	Josh Dworaczyk	La'el Collins	Elliott Porter	Josh Williford	Alex Hurst
at Auburn	Josh Dworaczyk	La'el Collins	P.J. Lonergan	Josh Williford	Alex Hurst
Towson	Alex Hurst	La'el Collins	P.J. Lonergan	Josh Williford	Vadal Alexander
at Florida	Alex Hurst	La'el Collins	P.J. Lonergan	Josh Williford	Vadal Alexander
South Carolina	Josh Dworaczyk	La'el Collins	P.J. Lonergan	Trai Turner	Vadal Alexander
Texas A&M	Josh Dworaczyk	La'el Collins	P.J. Lonergan	Trai Turner	Vadal Alexander
Alabama	Josh Dworaczyk	La'el Collins	P.J. Lonergan	Trai Turner	Vadal Alexander
Miss. State	Josh Dworaczyk	La'el Collins	P.J. Lonergan	Trai Turner	Vadal Alexander
Ole Miss	Josh Dworaczyk	La'el Collins	P.J. Lonergan	Trai Turner	Vadal Alexander
At Arkansas	Josh Dworaczyk	La'el Collins	P.J. Lonergan	Trai Turner	Vadal Alexander

LSU Has 20 Fourth-Quarter Comebacks Under Les Miles With Two Coming In 2012

LSU has won 20 games under **Les Miles** despite trailing in the fourth quarter, including two in 2012. The Tigers rallied to overcome fourth quarter deficits against South Carolina and Ole Miss this year. The following is a look at LSU's fourth quarter comebacks under Miles, how many points the Tigers had to overcome in the final frame to win and the quarterback who engineered the comeback:

Year	Opponent	Situation	Results	QB
2005	at Arizona St.	scored TD with 1:13 left (LSU trailed 17-7 entering 4Q; LSU scored 28 4Q points)	W, 35-31	Russell
2005	Florida	scored TD with 12:35 left (LSU trailed 17-14 in 4Q)	W, 21-14	Russell
2005	Auburn	kicked FG with 1:40 left to force OT (LSU trailed 17-14 with less than 5 minutes to play)	W, 20-17	Russell
2006	at Tennessee	scored TD with 9 seconds left (LSU trailed 24-21 with less than 8 minutes left in 4Q)	W, 28-21	Russell
2006	Ole Miss	scored TD with 14 sec. left to force OT (LSU trailed 20-7 with less than 9 minutes left in 4Q)	W, 23-20 ot	Russell
2007	Florida	scored TD with 1:06 left (LSU trailed 24-14 to start 4Q)	W, 28-24	Flynn
2007	Auburn	scored TD with :01 left (LSU trailed 24-23 with 3:12 left in the 4Q)	W, 30-24	Flynn
2007	Alabama	scored TD with 1:26 left (LSU trailed 34-27 with 4:53 left in 4Q)	W, 41-34	Flynn
2007	Tennessee	scored TD with 9:54 left (LSU trailed 14-13 with less than 10 minutes left in 4Q)	W, 21-14	Perrilloux

2008	at Auburn	scored TD with 1:03 left (LSU trailed 21-20 with 4:00 left in 4Q)	W, 26-21	Lee
2008	Troy	scored go-ahead TD with 4:50 left (LSU trailed 31-10 to start 4Q)	W, 40-31	Lee
2009	at Georgia	scored go ahead TD with 0:46 left (LSU trailed 13-12 with 1:09 left)	W, 20-13	Jefferson
2009	Arkansas	kicked FG w/ 4 sec. left to force OT (LSU trailed 30-27 with 1:18 left)	W, 33-30	Jefferson
2010	Tennessee	scored TD with 0:00 left in 4Q (LSU trailed from 11:34 left in game to final play)	W, 16-14	Lee/Jefferson
2010	at Florida	scored TD with 0:06 left in 4Q (LSU trailed 29-26 with 3:21 left in game)	W, 33-29	Lee
2010	Alabama	scored go ahead TD w/ 8:13 left in 4Q (LSU trailed 36-35 with 4:57 left in game)	W, 24-21	Jefferson
2010	Ole Miss	(LSU trailed 36-35 with 4:57 left in game)	W, 43-36	Jefferson
2011	at Alabama	trailed 6-3 to start 4Q	W, 9-6 OT	Jefferson
2012	South Carolina	kicked FG with 6:37 left to take lead (LSU trailed 14-10 entering 4Q)	W, 23-21	Mettenberger
2012	Ole Miss	scored go ahead TD w/15 seconds left in 4Q (LSU trailed 28-20 entering 4Q and 35-28 with 11:11 to play)	W, 41-35	Mettenberger

LSU Has Scored 12 TDs and 2 Safeties Under Defensive Coordinator John Chavis

LSU scored its 12th defensive touchdown under **John Chavis** against Mississippi State when safety **Craig Loston** returned an interception 100 yards in the fourth quarter. It marked the third defensive TD for the Tigers this year.

LSU is 9-0 under Chavis and 13-1 under **Les Miles** (dating back to 2005) when recording a defensive TD. The following is a look at LSU's defensive TDs under Chavis (since start of 2009 season):

Year	Opponent	TD	Result
2012	Miss. State Idaho	Craig Loston 100-yard interception return	LSU def. Miss. State, 37-17
		Ronald Martin 45-yard interception return	LSU def. Idaho, 63-14
		Lavar Edwards 23-yard interception return	
2011	Georgia	Morris Claiborne 45-yard interception return	LSU def. Georgia, 42-10
2011	Ole Miss	Ron Brooks 46-yard interception return	LSU def. Ole Miss, 52-3
2011	Ole Miss	Kevin Minter 0-yard fumble recovery	
2011	Auburn	Ron Brooks 28-yard interception return	LSU def. Auburn, 45-10
2011	Kentucky	Tyrann Mathieu 23-yard fumble return	LSU def. Kentucky, 35-7
2010	UL-Monroe	Ron Brooks 32-yard interception return	LSU def. ULM, 51-0
		Lavar Edwards 29-yard fumble return	
2009	Washington	Jacob Cutrera 29-yard interception return	LSU def. Washington, 31-23
2009	Miss. State	Patrick Peterson 37-yard interception return	LSU def. Miss. State, 30-26

LSU's 44-5 Under Les Miles When Winning The Turnover Battle

LSU is 44-5 under **Les Miles** when winning the turnover battle. Prior to the Alabama game this year, LSU had won 25 straight contests when having fewer turnovers than its opponent. That streak dated back to the Arkansas game in 2008. Against ranked teams under Miles, LSU is 21-3 when having fewer turnovers than its opponent. The only five losses for the Tigers under Miles when having fewer turnovers than their opponent have come against Alabama in 2012, Arkansas in 2008, Kentucky in 2007, Arkansas in 2007, and Auburn in 2006.

LSU's Used 14 First-Time Starters This Year

LSU added another first-time starter to the list vs. Alabama as RB **Jeremy Hill** made the first start of his career. LSU has had 8 first-time starters on offense and 6 on defense. The following is a look at LSU's first-time starters and the game they made their first career start:

Game	No. First-Time Starters (Player)
North Texas	4 (QB Zach Mettenberger, LB Luke Muncie, CB Jalen Mills, LG La'el Collins)
Washington	None
Idaho	3 (C Elliott Porter, S Ronald Martin, DT Anthony Johnson)
Auburn	1 (RB Kenny Hilliard)
Towson	2 (LB Kwon Alexander, RT Vadal Alexander)
Florida	1 (TE Nic Jacobs)
South Carolina	2 (LB Lamar Louis, RG Trai Turner)
Texas A&M	None
Alabama	1 (RB Jeremy Hill)
Miss. State	None
Ole Miss	None
Arkansas	None

2012 INDIVIDUAL HONORS

99 DE Sam Montgomery

Ted Hendricks Award Finalist
 Sports Illustrated All-America Second Team
 Walter Camp All-America Second Team
 Associated Press All-America Third Team
 CBSSports.com All-America Third Team
 All-SEC First Team (Coaches, CBSSports.com, ESPN.com)
 All-SEC Second Team (AP)
 SEC Defensive Lineman of the Week (vs. Washington)
 SEC Defensive Player of the Week (at Auburn)
 SEC Defensive Lineman of the Week (vs. South Carolina)

1 S Eric Reid

AFCA Coaches' All-America First Team
 AT&T ESPN All-America First Team
 ESPN.com All-America First Team
 Scout.com All-America First Team
 Associated Press All-America Second Team
 Sports Illustrated All-America Second Team
 Walter Camp All-America Second Team
 Athlon Sports All-America Second Team
 CBSSports.com All-America Second Team
 All-SEC First Team (AP, Coaches, CBSSports.com, ESPN.com)

38 P Brad Wing

Scout.com All-America Second Team
 Sports Illustrated All-America Honorable Mention

LSU VS. TOP 25 UNDER LES MILES (34-16)

2005 (5-2)

Opponent	LSU Rank	Results
at #15 Arizona State	#5	W, 35-31
#10 Tennessee	#4	L, 30-27 OT
#11 Florida	#10	W, 21-17
#17 Auburn	#7	W, 20-17 OT
at #3 Alabama	#5	W, 16-13 OT
#13 Georgia	#3	L, 34-14 in SECCG
#10 Miami	#9	W, 40-3 in Peach Bowl

2006 (3-2)

Opponent	LSU Rank	Results
at #3 Auburn	#6	L, 7-3
at #5 Florida	#9	L, 23-10
at #8 Tennessee	#13	W, 28-24
at #5 Arkansas	#9	W, 31-26
#11 Notre Dame	#4	W, 41-14 in Sugar Bowl

2007 (7-1)

Opponent	LSU Rank	Results
#9 Virginia Tech	#2	W, 48-7
#12 South Carolina	#2	W, 28-16
#7 Florida	#1	W, 28-24
at #17 Kentucky	#1	L, 40-37 OT
#18 Auburn	#5	W, 30-24
at #17 Alabama	#17	W, 41-34
#14 Tennessee	#5	W, 21-14 in SECCG
#1 Ohio State	#2	W, 38-24 in BCS Game

2008 (2-3)

Opponent	LSU Rank	Results
at #9/10 Auburn	#6	W, 26-21
at #11 Florida	#3	L, 51-21
#9 Georgia	#11	L, 52-38
#1 Alabama	#15	L, 27-21 OT
#14 Georgia Tech	NR	W, 38-3 in Chick-fil-A Bowl

2009 (1-3)

Opponent	LSU Rank	Results
at #18/14 Georgia	#4	W, 20-13
#1 Florida	#4	L, 13-3
#3 Alabama	#9	L, 24-15
#11/9 Penn State	#13	L, 19-17 in Capital One Bowl

2010 (5-2)

Opponent	LSU Rank	Results
#18 North Carolina	#21/16	W, 30-24
#22/21 West Virginia	#15/12	W, 20-14
at #14/12 Florida	#12/9	W, 33-29
at #5 Auburn	#6	L, 24-17
#5 Alabama	#12/11	W, 24-21
at #12 Arkansas	#6	L, 31-23
#18 Texas A&M	#11	W, 41-24 in Cotton Bowl

2011 (8-1)

Opponent	LSU Rank	Results
#3 Oregon	#4	W, 40-27
at #25 Mississippi State	#3	W, 19-6
at #16 West Virginia	#2/3	W, 47-21
#17/18 Florida	#1/2	W, 41-11
#19/23 Auburn	#1/2	W, 45-10
#2 Alabama	#1	W, 9-6
#3 Arkansas	#1	W, 41-17
#12/14 Georgia	#1	W, 42-10 in SECCG
#2 Alabama	#1	L, 21-0 in BCS Game

2012 (3-2)

Opponent	LSU Rank	Results
at #10/11 Florida	#4/3	L, 14-6
#3 South Carolina	#9/8	W, 23-21
at #20/19 Texas A&M	#6	W, 24-19
#1 Alabama	#5	L, 21-17
#22/23 Miss. State	#9/8/7	W, 37-17
#14/13 Clemson	#9/7	?

LSU Has Scored 19 Special Teams TDs In Miles Era

LSU registered its 19th special teams touchdown under **Les Miles** when **Odell Beckham Jr.** returned a punt 89 yards for a touchdown against Ole Miss. Under Miles, LSU has returned 11 punts for touchdowns, 3 kickoffs for touchdowns, 2 blocked field goals returned for touchdowns, 1 blocked punt return for a TD, 1 return on a fumbled punt, and 1 on a fake field goal. LSU has scored at least one special teams touchdown in all eight seasons under Miles. LSU is 17-1 in games when scoring a special teams touchdown. The following is a breakdown of LSU's special teams touchdowns under Miles:

Year	Opponent	Play	Results
2012	Ole Miss	Odell Beckham Jr. 89-yard punt return	LSU def. Ole Miss, 41-35
	North Texas	Odell Beckham Jr. 70-yard punt return	LSU def. North Texas, 41-14
2011	Georgia	Tyrann Mathieu 62-yard punt return	LSU def. Georgia, 42-10
	Arkansas	Tyrann Mathieu 92-yard punt return	LSU def. Arkansas, 41-17
	West Virginia	Morris Claiborne 99-yard kickoff return	LSU def. W. Va., 47-21
2010	Oregon	Tyrann Mathieu 3-yard return of a fumbled punt	LSU def. Oregon, 40-27
	North Carolina	Patrick Peterson 87-yard punt return	LSU def. No. Carolina, 30-24
2009	West Virginia	Patrick Peterson 60-yard punt return	LSU def. W. Va., 20-14
	Miss. State	Chad Jones 93-yard punt return	LSU def. Miss. State, 30-26
2008	Ole Miss	Patrick Peterson 53-yard return of a blocked FG	LSU lost Ole Miss, 25-23
	Arkansas	Trindon Holliday 87-yard punt return	LSU def. Arkansas, 33-30 (OT)
2007	North Texas	Trindon Holliday 92-yard punt return	LSU def. North Texas, 41-3
2006	South Carolina	Colt David 15-yard run on fake field goal	LSU def. South Carolina, 28-16
	Ole Miss	Trindon Holliday 98-yard kickoff return	LSU def. Ole Miss, 41-24
2005	Fresno State	Craig Davis 77-yard punt return	LSU def. Fresno State, 34-6
	Arkansas	Trindon Holliday 92-yard kickoff return	LSU def. Arkansas, 31-26
2004	Arizona State	Mario Stevenson 55-yard return of a blocked FG	LSU def. Arizona State, 35-31
	Arizona State	Craig Steltz 29-yard return of a blocked punt	
	Auburn	Skyler Green 66-yard punt return	LSU def. Auburn, 20-17 (OT)

LSU's Been Good As A Top 10 Team

LSU's top 10 rankings haven't come by accident in recent years as the Tigers have backed up their placement in the polls by winning 79 of the 97 games they've played as an AP Top 10 team since the 2000 season. Since returning to the top 10 on a consistent basis during the early 2000s, LSU has recorded a 79-18 record in games in which they have been ranked in the AP Top 10. That record goes back to the 2002 season when LSU cracked the AP Top 10 the week they faced Auburn. LSU was 6-3 in 2009 as a top 10 team, 4-2 in 2010, 13-1 in 2011, and 10-2 this year.

LSU Is 49-0 Under Miles When Rushing For 100-Yards and Holding Opponents To Less Than 100 Yards

One look at LSU's results in relation to rushing the football and it's easy to figure out that head coach Les Miles is a former offensive lineman who understands the importance of running the football. In 103 games under Miles, LSU's success is easy to predict when it comes to net rushing yards. Get to 100 yards rushing and LSU will more than likely win as the Tigers are 79-8 under Miles when that happens. Hold the opponent to fewer than 100-yards and the Tigers are 50-3. An even more telling stat is that when LSU rushes for 100-plus yards and holds the opponents to fewer than 100-yards, the Tigers are 49-0, including a 7-0 record in 2012. The following is a look at LSU's rushing numbers during the Miles era and have the Tigers have fared in those games:

Year	LSU 100+	LSU 100-	Opp 100+	Opp 100-	LSU 100+/Opp 100-
2005	10-0	1-2	3-1	8-1	7-0
2006	10-0	1-2	5-0	6-2	6-0
2007	11-2	1-0	3-2	9-0	8-0
2008	8-3	0-2	2-5	6-0	6-0
2009	8-0	1-4	7-4	2-0	2-0
2010	11-2	0-0	7-1	5-0	5-0
2011	13-0	0-1	4-1	8-0	9-0
2012	8-1	1-1	3-2	6-0	6-0
Totals	79-8	5-12	34-16	50-3	49-0

LSU is 31-3 Under Miles When A Running Back Reaches 100-Yards

LSU is 31-3 under **Les Miles** when a running back reaches 100 yards in a game. The Tigers, who are 6-0 in road games when having a 100-yard rusher, had won 17 straight games when having a 100-yard rusher prior to the loss to Alabama. LSU is 6-1 this year when having a 100-yard rusher. **Jeremy Hill** has rushed for 100 or more yards in three straight games (107 vs. Alabama, 127 vs. Texas A&M, 124 vs. South Carolina). Other 100-yard rushers for LSU this year include: **Kenny Hilliard** and **Alfred Blue** both went over the 100-yard mark against North Texas in the season-opener; Blue had 101 yards vs. Washington and Hilliard had 116 yards vs. Idaho. LSU's only three losses under Miles when having a back reach the 100-yard mark came last week vs. Alabama (Hill, 107 yards), Georgia in 2008 (Charles Scott, 144 yards), Arkansas in 2007 (Jacob Hester, 126 yards).

LSU's 20-Plus Yards Play Breakdown

BY PLAY	
Pass	39
Rush	13
TOTAL	52

BY GAME	
North Texas	8
Washington	6
Idaho	4
Auburn	4
Towson	7
Florida	2
South Carolina	3
Texas A&M	3
Alabama	5
Mississippi State	4
Ole Miss	4
Arkansas	3

BY QUARTER	
1st	11
2nd	14
3rd	13
4th	15

RUSHING	
Alfred Blue	3
Kenny Hilliard	3
Spencer Ware	2
Michael Ford	2
Jeremy Hill	2
Russell Shepard	1

PASSING	
Zach Mettenberger	39

RECEIVING	
Odell Beckham Jr.	12
Jarvis Landry	6
Kadron Boone	5
Russell Shepard	3
Jarvis Landry	3
James Wright	3
Travis Dickson	2
Jeremy Hill	1
Chase Clement	1
Nic Jacobs	1
J.C. Copeland	1
Spencer Ware	1
Michael Ford	1

20 OR MORE YARD TOUCHDOWNS	
Kadron Boone	3
Kenny Hilliard	2
Jeremy Hill	2
Jarvis Landry	1
Alfred Blue	1
Odell Beckham Jr.	1
Russell Shepard	1
Michael Ford	1
Spencer Ware	1

LSU's 20-Plus Yards Plays of 2012

Yards	Type	Player	Opponent	Qtr.
78*	Run	Russell Shepard	Towson	1
71*	Run	Kenny Hilliard	Idaho	3
60	Run	Kenny Hilliard	North Texas	2
56	Pass	Odell Beckham Jr. from Zach Mettenberger	Florida	3
53*	Pass	Odell Beckham Jr. from Zach Mettenberger	Towson	4
50*	Run	Jeremy Hill	South Carolina	4
47*	Run	Jeremy Hill	Texas A&M	4
47	Pass	Odell Beckham Jr from Zach Mettenberger	Arkansas	4
46	Pass	Odell Beckham Jr. from Zach Mettenberger	Idaho	3
43	Pass	Odell Beckham Jr. from Zach Mettenberger	Arkansas	2
42	Pass	J.C. Copeland from Zach Mettenberger	Alabama	3
38*	Run	Kenny Hilliard	North Texas	1
38	Pass	Spencer Ware from Zach Mettenberger	Alabama	2
37	Run	Alfred Blue	North Texas	1
36	Pass	Odell Beckham Jr. from Zach Mettenberger	Alabama	4
36	Pass	James Wright from Zach Mettenberger	Mississippi State	2
34*	Pass	Kadron Boone from Zach Mettenberger	North Texas	4
33	Pass	Jarvis Landry from Zach Mettenberger	North Texas	4
33	Pass	Russell Shepard from Zach Mettenberger	Idaho	1
33	Pass	Spencer Ware from Zach Mettenberger	Auburn	4
32*	Pass	Kadron Boone from Zach Mettenberger	Washington	3
30	Pass	Russell Shepard from Zach Mettenberger	North Texas	3
30	Run	Spencer Ware	Auburn	2
30	Pass	Travis Dickson from Zach Mettenberger	Ole Miss	1
30	Pass	Jarvis Landry from Zach Mettenberger	Ole Miss	4
29	Pass	Kadron Boone from Zach Mettenberger	Auburn	3
29*	Pass	Kadron Boone from Zach Mettenberger	Texas A&M	2
28	Run	Spencer Ware	Auburn	1
27	Pass	Chase Clement from Zach Mettenberger	Towson	2
27*	Pass	Odell Beckham Jr. from Zach Mettenberger	Towson	2
27	Pass	Spencer Ware from Zach Mettenberger	South Carolina	1
27	Pass	Michael Ford from Zach Mettenberger	Mississippi State	3
24	Pass	Odell Beckham Jr. from Zach Mettenberger	Washington	3
24	Pass	Odell Beckham Jr. from Zach Mettenberger	Towson	4
23	Pass	James Wright from Zach Mettenberger	Washington	2
23	Pass	Russell Shepard from Zach Mettenberger	Idaho	2
23	Pass	Jarvis Landry from Zach Mettenberger	Alabama	4
23	Pass	Travis Dickson from Zach Mettenberger	Ole Miss	3
22	Pass	James Wright from Zach Mettenberger	Washington	2
22	Run	Michael Ford	Towson	3
22	Pass	Odell Beckham Jr. from Zach Mettenberger	Alabama	4
22	Pass	Odell Beckham Jr. from Zach Mettenberger	Mississippi State	3
22	Pass	Kadron Boone from Zach Mettenberger	Ole Miss	3
22	Pass	Kadron Boone from Zach Mettenberger	Ole Miss	4
22*	Pass	Jarvis Landry from Zach Mettenberger	Arkansas	2
21	Pass	Odell Beckham Jr. from Zach Mettenberger	North Texas	1
21*	Run	Alfred Blue	Washington	1
21	Pass	Nic Jacobs from Zach Mettenberger	Towson	4
21	Pass	Jeremy Hill from Zach Mettenberger	South Carolina	1
20	Run	Alfred Blue	North Texas	3
20	Pass	Jarvis Landry from Zach Mettenberger	Washington	2
20	Pass	Spencer Ware from Zach Mettenberger	Florida	1
20*	Run	Michael Ford	Texas A&M	2
20*	Pass	Spencer Ware from Zach Mettenberger	Mississippi State	2

* Denotes play resulted in touchdown.

GAME-BY-GAME NOTABLES

Opponent	Captains	Coin Toss	Kickoff/Receive	LSU 1st Poss.	Game Time (CT)	Game Length	Jerseys	Result
North Texas	Alleman, Logan, Mettenberger, Reid	Won	Kickoff	Touchdown	6:02 p.m.	3:30	White	W, 41-14
Washington	Alleman, Blue, Landry, Mingo	Loss	Receive	Punt	6:05 p.m.	3:22	White	W, 41-3
Idaho	Alleman, Wing, Minter, Mettenberger	Loss	Kickoff	Touchdown	7:00 p.m.	3:13	Purple	W, 63-14
at Auburn	Alleman, Logan, Hurst, Landry	Won	Kickoff	Fumble	6:06 p.m.	3:21	White	W, 12-10
Towson	Alleman, Barrow, Reid, Ware	Loss	Receive	Punt	6:07 p.m.	3:33	Purple	W, 38-22
at Florida	Alleman, Logan, Clement, Hurst, Minter, Reid	Loss	Receive	Field Goal	2:39 p.m.	3:23	White	L, 14-6
South Carolina	Alleman, Wing, Loneragan, Montgomery, Minter	Loss	Kickoff	Field Goal	7:06 p.m.	3:27	White	W, 23-21
at Texas A&M	Alleman, Reid, Loston, Dworaczyk, Logan, Montgomery	Won	Kickoff	Punt	11:01 a.m.	4:00	White	W, 24-19
Alabama	Alleman, Reid, Dworaczyk, Clement, Mingo, Wing	Loss	Receive	Punt	7:13 p.m.	3:34	White	L, 24-17
Mississippi St	Alleman, Loneragan, Montgomery, Minter, Fruge	Loss	Receive	Punt	6:05 p.m.	3:12	White	W, 37-17
Ole Miss	Alleman, Dworaczyk, Edwards, Mingo, Montgomery	Loss	Receive	Punt	2:39 p.m.	3:46	White	W, 41-35
at Arkansas	Alleman, Landry, Logan, Loneragan, Montgomery, Ware	Won	Kickoff	Punt	1:37 p.m.	3:45	White	W, 20-13

OFF THE FIELD

3 WR Odell Beckham, Jr.

- His father, Odell Beckham Sr., was running back at LSU from 1989-92, while his mother Heather Van Norman was an All-American track runner at LSU from 1991-93

70 OG La'el Collins

- According to his teammates, does the best impersonations of Coach Studrawa and is the best cook on the team

44 FB J.C. Copeland

- Rarely ran the ball in high school and has carried it 13 times this season
- Was one of the top defensive line prospects in HS

68 OL Josh Dworaczyk

- LSU's first sixth year player since Kirston Pittman (2008)
- Serves as an intern in the LSU Sports Information office
- Along with Coach Miles and Studrawa is the only remaining face of the 2007 national title team
- Already a graduate of LSU and will earn another degree in sports administration this December
- Served as a student coach last season on the O-Line after recovering from a knee injury

8 QB Zach Mettenberger

- An avid bowler who participates in a league with several of his teammates in the spring

49 DE Barkevious Mingo

- Nickname is "Ke-ke" which was given to him by his mother
- Went skydiving this summer and aspires to be a pilot one day ... Has flown small plane before
- Did not start playing football until his junior year of high school, was predominantly a basketball player

99 DE Sam Montgomery

- Nickname "Sonic Sam". Owns numerous Sonic the Hedgehog items and does it in memory of his brother who was murdered during his junior year of high school
- The most quotable player on the team, who actually helped write the text of his game program against Washington
- Didn't play football until his senior year of high school, thought he was going to go to college to play basketball
- From the Alabama game until the remainder of the season, the South Carolina native will wear the No. 21 in tape on his arm in honor of USC injured running back Marcus Lattimore. The two are good friends.
- Aspires to open a non-profit organization to help the lower class following his playing days
- Some of his favorite quotes: "I have climbed too high to fall today" ... "Be unforgettable or be forgotten" ... "Crush or be crushed"

1 S Eric Reid

- Owns the highest GPA on the team and his majoring in LSU's prestigious E.J. Ourso College of Business Administration
- His father is Eric Sr. - a three time All-American hurdler at LSU and 1987 NCAA champion

LSU Extends FBS Record For Non-Conference Regular Season Wins To 41 With Victory Over Towson

LSU extended the Football Bowl Subdivision (FBS) record for the longest non-conference regular season winning streak to 41 straight when the Tigers beat Towson, 38-22 in week 5. The Tigers haven't lost a non-conference regular-season game since falling to Virginia Tech, 26-8, in the 2002 season opener in Blacksburg, Va. Les Miles has accounted for 31 of the 41 wins during the streak. The 41-game non-conference regular season win streak broke the previous mark held by Kansas State. Here is a look at the top three in FBS all-time consecutive non-conference regular season wins:

Team	Years	Win Streak
1. LSU	2002-present	41
2. Kansas State	1993-2003	39
3. Miami	1985-88	36
4. Wisconsin	2003-12	33

LSU's The Winningest Program In SEC Over Last 10 Years

LSU is the winningest program in the SEC since the start of the 2003 season as the Tigers have posted a 107-24 mark during that span, which is nine wins better than Florida, 11 more than Georgia and 14 more than Alabama. The following is how the SEC stacks up over the past 10 years:

Team	W-L	Bowls	SEC Titles	Top 25
LSU	107-24	10	3	8
Florida	98-32	10	2	6
Georgia	96-35	10	1	7
Alabama	93-37	9	2	5
Auburn	88-40	8	2	5
Missouri	81-46	8	0	3
South Carolina	76-49	7	0	2
Arkansas	74-51	6	0	3
Tennessee	72-54	6	0	4
Texas A&M	68-56	7	0	3
Ole Miss	54-67	4	0	3
Miss. State	52-69	4	0	1
Kentucky	52-71	5	0	0
Vanderbilt	43-77	3	0	0

Cap and Gown Tigers

LSU goes into the Chick-fil-A Bowl with eight members of the team having already earned their college degree, including starting OT **Josh Dworaczyk**, who has two degrees to his credit. Dworaczyk graduated the first time in May of 2011 with a degree in general studies. He followed that up with a degree in sports management in December of 2012. Other graduates who are on the current LSU roster include: PK **Drew Alleman** (sports administration, December 2011); LB **Kevin Minter** (sports administration, December 2012); DE **Chancey Aghayere** (general studies, December 2012); LB **Edwin Johnson** (general studies, December 2012); WR **Russell Shepard** (general studies, December 2012); C **P.J. Lonergan** (management, December 2012); and LB **Nick Rice** (finance, December 2012).

LSU Home Field Winning Streak Comes To An End At 22 Straight

LSU's Tiger Stadium winning streak came to an end at 22 on Nov. 3 as top-ranked Alabama rallied for a 21-17 win over LSU. The 22 consecutive wins in Tiger Stadium stand as a school record, bettering the previous mark of 19, which was set during the 2005-07 seasons. The only two teams to beat LSU at home since the start of the 2009 season were both ranked No. 1 in the nation (Florida def. LSU, 13-3, on Oct. 10, 2009; Alabama def. LSU, 21-17, on Nov. 3, 2012).

Bennie Logan To Wear Jersey No. 18

Jersey No. 18 – one of the new traditions in LSU history – has been passed down to junior defensive tackle **Bennie Logan** this year. The Jersey No. 18 tradition was born in 2003 when quarterback Matt Mauck guided the Tigers to its first national championship since 1958. His number (No. 18) became synonymous with success – both on and off the field – as well as a selfless attitude that has become the epitome of being an LSU football player. After his final year with the Tigers, Mauck passed Jersey No. 18 down to running back Jacob Hester, who then helped the Tigers to another national title in 2007. Richard Dickson wore Jersey No. 18 in 2008 and 2009. Richard Murphy wore No. 18 in 2010 and Brandon Taylor held the honor last year. The following is a look at who has worn No. 18 since the tradition was born in 2003:

Year(s)	Player (Position)
2003	Matt Mauck (QB)
2004-07	Jacob Hester (RB)
2008-09	Richard Dickson (TE)
2010	Richard Murphy (RB)
2011	Brandon Taylor (S)
2012	Bennie Logan (DT)

Brad Wing To Miss Chick-fil-A Bowl

Sophomore punter **Brad Wing** will miss the Clemson game after being suspended from the squad for violation of team rules. Wing, who averaged over 44 yards a punt in 2012, will be replaced by Australian Jamie Keehn.

2012 LSU Players of the Week Honors

Opponent	Player	Award
North Texas	RB Kenny Hilliard	Louisiana Offensive Player of the Week (LSWA)
Washington	CB Jalen Mills DE Sam Montgomery	SEC Freshman of the Week SEC Defensive Lineman of the Week
Idaho	S Ronald Martin	Louisiana Defensive Player of the Week (LSWA)
Auburn	DE Sam Montgomery	SEC Defensive Player of the Week
Florida	LB Kevin Minter	SEC Defensive Player of the Week
South Carolina	DE Sam Montgomery RB Jeremy Hill	SEC Defensive Lineman of the Week SEC Co-Freshman of the Week
Texas A&M	LB Kevin Minter	Walter Camp National Defensive Player of the Week Chuck Bednarik National Defensive Player of the Week Bronko Nagurski National Defensive Player of the Week SEC Defensive Player of the Week
Alabama	OG La'el Collins	SEC Offensive Lineman of the Week
Miss. State	S Craig Loston QB Zach Mettenberger	SEC Defensive Player of the Week Louisiana Offensive Player of the Week (LSWA)
Ole Miss	C P.J. Lonergan WR/RS Odell Beckham Jr.	SEC Offensive Lineman of the Week SEC Special Teams Player of the Week

LSU Closes Out September With 26 Straight Wins During That Month

LSU closed out another September without a loss as the Tigers have now won 26 games during that month. The 26-game September winning streak dates back to the 2006 season when the Tigers dropped a 7-3 decision to Auburn. LSU coach Les Miles is 29-2 in September games at LSU. LSU's only September loss in Tiger Stadium under Miles came against Tennessee on a Monday night by a 30-27 count in overtime.

LSU No. 2 In SEC In Graduation Success Rate For Second Straight Year

For the second straight year, LSU posted the second highest graduation rate in the Southeastern Conference in the sport of football according to the NCAA's Graduation Success Rate data that was released in October, and LSU's overall student-athlete mark reached an all-time high. LSU football's GSR of 77 trails only Vanderbilt's mark of 85 in the SEC. The only other SEC football programs with GSR scores above 70 are Alabama and Florida at 75 each. LSU's overall student-athlete GSR mark is 80, the highest mark for LSU since the GSR was introduced in 2005. It represents a two point increase over last year and an 11 point increase since 2008. "We strive to have programs that perform at the highest level both in competition and in the classroom, and the performance of our student-athletes exemplifies the accomplishment of that goal," said **Joe Alleva**, Vice Chancellor and Director of Athletics. "The hard work of our student-athletes along with the leadership our coaches, the dedication of our academic support staff and the work of the faculty and staff at LSU have made it possible to strike that important balance of athletics and academic achievement." LSU football's score of 77 is well above the national mark of 68 for all Football Bowl Subdivision schools. The NCAA began reporting the GSR in 2006 and the LSU football program has shown improvement with each year's report, going from 51 in 2006 and 2007 to 54 in 2008, 60 in 2009, 67 in 2010 and 77 each of the last two years. "Graduation is a team effort, and we are fortunate to have such a dedicated team whose priority is to graduate our student-athletes," said **Kenneth Miles**, Assistant Vice Chancellor and Executive Director of the Cox Communications Academic Center for Student-Athletes. "This includes our CCACSA's staff, Academic Affairs, faculty and staff, coaches, and the athletic administration. We are fortunate to work with such a conscientious team as we strive to be the premiere academic resource for LSU student-athletes." The NCAA developed the Graduation Success Rate to more accurately assess the academic success of student-athletes. The rate holds institutions accountable for transfer students, unlike the federal graduation rate. The GSR also accounts for midyear enrollees and is calculated for every sport. Under the calculation, institutions are not penalized for outgoing transfer students who leave in good academic standing. The outgoing transfers are included in the receiving institution's GSR cohort. The most recent Division I Graduation Success Rates are based on the four entering classes from 2002-2003 through 2005-06. The NCAA began compiling these figures with the entering freshmen class of 1995.

TRUE FRESHMEN UNDER LES MILES

LSU coach **Les Miles** has never shyed away from playing true freshmen. In his eight years with the Tigers, a total of 73 true freshmen have seen action for LSU, including 15 this year. Here's the list of true freshmen who have played in their first year at LSU:

Year	Name
2005	LB Darry Beckwith and RB Steven Korte
2006	WR/RS Trindon Holliday, RB Charles Scott, DB Danny McCray, LB Jacob Cutrera, LB Perry Riley, TE Richard Dickson, WR Chris Mitchell, WR Jared Mitchell, DT Al Woods, and RB Keiland Williams.
2007	PK Josh Jasper, PK Andrew Crutchfield, LT Jarvis Jones, RT Joseph Barksdale, WR Terrance Toliver, DB Chad Jones, DT Drake Nevis.
2008	CB Patrick Peterson, CB Brandon Taylor, LB Ryan Baker, DB Karmell Hatcher, OT Greg Shaw, WR Deangelo Peterson, QB Jordan Jefferson, DB Derrick Bryant
2009	WR Rueben Randle, S Craig Loston, DT Josh Downs, CB Morris Claiborne, QB/WR Russell Shepard, FB Dominique Allen
2010	RB Alfred Blue, WR Kadron Boone, CB Tyrann Mathieu, FB Connor Neighbors, S Eric Reid, DB Tharold Simon, S Ronnie Vinson, RB Spencer Ware, WR Spencer Wright, LB Luke Muncie, DE Justin Maclin, FB J.C. Copeland
2011	WR Odell Beckham Jr., OG La'el Collins, PK James Hairston, RB Kenny Hilliard, DT Anthony Johnson, WR Jarvis Landry, RB Terrence Magee, DE Jermauria Rasco, S Ronald Martin
2012	LB Kwon Alexander, OT Vadal Alexander, CB Jalen Mills, P Jamie Keehn, S Jerquinick Sandolph, LB Deion Jones, SNP Reid Ferguson, DL Danielle Hunter, LB Ronnie Feist, LB Lorenzo Phillips, S Corey Thompson, TE Dillon Gordon, CB Dwayne Thomas, LB Lamar Louis, and RB Jeremy Hill.

BY THE NUMBERS

93,374

largest crowd in Tiger Stadium history
(lost to #1 Alabama, 21-17, on Nov. 3, 2012)

1,500

old dorm rooms below the east and west stands

.725

winning percentage after 554 home games
(392-144-18)

89

89-yard punt return by Billy Cannon 50 years ago to beat Ole Miss on Halloween Night in 1959

89th

year of LSU football in Tiger Stadium dating back to 1924

80

times the crowd has exceeded 90,000 for a game

100,000

estimated capacity when South End Zone project is completed prior to 2014 season

428

windows replaced on the North End of the stadium prior to the 2012 season

61-6

Saturday night record since 2000

50-7

home record under head coach Les Miles

14

undefeated home seasons, including three under Les Miles

9

trips by the "ESPN College GameDay" crew

8th

largest on-campus stadium in the nation (92,542)

7

times named the toughest place in the nation to play a road game by national media outlets

1

win over a No. 1 ranked team (def. Florida, 28-21, in 1997)

Tiger Stadium

COLLEGE FOOTBALL'S ULTIMATE SETTING



“THE SCARIEST PLACE TO PLAY IN AMERICA”

- ESPN.COM, OCT. 2007; ESPN COLLEGE FOOTBALL LIVE, MAY 2011

Notables

- LSU began playing football in Tiger Stadium in 1924 and is currently in its 89th year in the venerable stadium. This season marks the 82nd year LSU has played under the lights in Death Valley. The Tigers defeated Spring Hill, 35-0, on Oct. 3, 1931 in the first night game in the stadium's history.
- Head coach **Les Miles** is 36-2 in Saturday Night home games. The only losses were to top-ranked teams -- No. 1 Florida on Oct. 10, 2009 and No. 1 Alabama on Nov. 3, 2012. LSU's last non-conference home loss was to UAB on Sept. 23, 2000.
- Since national attendance figures began being kept in 1957, LSU has finished in the nation's top 10 in average attendance in 48 of the past 55 seasons.
- Since 1960, LSU owns a stellar 227-61-4 (.784) record in traditional Tiger Stadium night games. The Tigers are 26-26-3 (.500) at home during the day in that span.
- LSU has won 34 consecutive home games over non-conference opponents. **Les Miles** is 25-0 in non-conference home games.

Quotables

“I'm not sure what it was like to walk into the Coliseum, but I bet it was something like this. The best place in the world to watch a sporting event.”

- **Wright Thompson, ESPN Senior Writer**

“Dark. That combined with Tiger Stadium on a Saturday night is something loud, strange and holy. There is noise everywhere in stadiums from Eugene to Tuscaloosa. Only in Baton Rouge is there a living, breathing lurking in its grand, old stadium.”

- **Dennis Dodd, CBSSports.com**

“Best stadium -- Tiger Stadium, LSU. The pregame festivities, the deafening noise -- there's no other place like it.”

- **Matt Hayes, Sporting News**

“People always ask me what the loudest stadium is. It's not close. It's this one.”

- **Barrett Jones, Alabama All-America Center (following this year's LSU-Alabama game)**

“Death Valley is the pound-for-pound king of noise in college football. The place is just mind-numbingly loud for a ridiculous amount of time.”

- **Bruce Feldman, CBSSports.com**

The Last Meeting



Clemson	7
#17 LSU	10



1996 Peach Bowl • Dec. 28, 1996 • Georgia Dome • Atlanta Ga. • 63,622

Peach Bowl Victory Title Clinches 10-Win Season for the Tigers

Quarterback Herb Tyler led a balanced LSU attack against a stubborn Clemson squad to send the LSU Tigers to a 10-7 win in the Peach Bowl at the Georgia Dome. The win gave the Tigers their second straight bowl win and their first 10-win season in nine years. Clemson struck first, taking a 7-0 lead when quarterback Nealon Greene took the ball in from five yards out after LSU had turned the ball over deep in Clemson territory. But it would be Clemson's only points of the night. In the second quarter, Kevin Faulk capped a seven-play, 80-yard LSU drive with a three-yard touchdown run and Wade Richey added a 22-yard field goal before intermission for a 10-7 LSU lead at the half that would stand the test of the second half. The game was sealed when LSU's Aaron Adams batted away a 52-yard Clemson field goal try with less than two minutes to play.

Scoring

	1Q	2Q	3Q	4Q	Final
Clemson	7	0	0	0	-7
LSU	0	10	0	0	-10

UC	0:04	1Q	Nealon Greene 5 run (Padgett PAT)
LSU	12:43	2Q	Kevin Faulk 3 run (Richey PAT)
LSU	4:35	2Q	Wade Richey 22 FG

STATISTICAL COMPARISON

Category	LSU	Clemson	CONF. (NCAA) RANKING	
			LSU	Clemson
Record:	10-2	10-2	--	--
Conference:	6-2	7-1	--	--
Scoring Offense:	30.3	42.3	6 (46)	7 (55)
Total Offense:	387.2	518.3	7 (68)	1 (9)
Rushing Offense:	179.9	198.8	5 (44)	3 (33)
Passing Offense:	207.3	319.6	11 (90)	1 (13)
Scoring Defense:	16.9	24.9	3 (11)	4 (47)
Total Defense:	296.2	411.0	3 (8)	7 (74)
Pass Defense:	194.3	250.3	6 (20)	8 (81)
Rushing Defense:	101.8	160.7	3 (9)	8 (60)
KD Ret. Avg.:	23.1	21.0	4 (39)	8 (69)
Punt Ret. Avg.:	9.6	4.9	8 (47)	11 (100)
Time of Poss.:	31:09	28:11	3 (31)	9 (97)
3rd Down Conv.:	75-181	98-188	6 (53)	1 (4)
Opp. 3rd-D Conv:	51-167	66-190	2 (9)	5 (27)
TO Margin:	+15	+3	3 (8)	6 (48)
Net Punting:	40.4	36.4	3 (8)	5 (72)
Fumbles Recovered:	13	10	4 (24)	5 (57)
Passes Intercepted:	18	12	2 (10)	4 (44)
Fumbles Lost:	10	5	7 (60)	1 (8)
Turnovers Gained:	31	22	1 (8)	5 (50)
Turnovers Lost:	16	19	4 (23)	5 (47)
Passing Efficiency:	128.3	165.5	11 (75)	11 (4)
Pass Efficiency Defense	103.4	132.4	4 (9)	9 (62)
Fewest Penalties:	7.3	5.1	12 (101)	4 (35)
Fewest Yards Penalized:	57.2	42.8	81 (80)	30 (33)
Sacks:	2.5	2.3	5 (29)	5 (36)
Tackles for Losses:	6.6	6.6	5 (30)	4 (30)
First Downs:	19.4	25.8	9 (88)	1 (13)
Red Zone Offense:	42-50	51-54	6 (39)	1 (2)
Red Zone Defense:	24-31	30-41	7 (27)	1 (19)

The Series: LSU leads 2-0

- Jan. 1, 1959: LSU def. Clemson, 7-0 in Sugar Bowl in New Orleans to win the 1958 National Championship

- Dec. 28, 1996: LSU def. Clemson, 10-7 in Peach Bowl in Atlanta, Ga.

LSU Tigers Depth Chart

OFFENSE

X	86	Kadron Boone	6-0	207	Jr.	
	82	James Wright	6-2	203	Jr.	
LT	68	Josh Dworaczyk	6-6	300	Sr.	
	73	Chris Davenport	6-4	330	Jr.	
	65	Jerald Hawkins	6-6	300	Fr.-HS	
LG	70	La'el Collins	6-5	321	So.	
	68	Josh Dworaczyk	6-6	300	Sr.	
	71	Jonah Austin	6-6	329	Fr.-RS	
C	64	P. J. Lonergan	6-4	305	Sr.	
	55	Elliott Porter	6-4	300	So.	
RG	56	Trai Turner	6-3	306	Fr.-RS	
	74	Josh Williford	6-7	334	Jr.	
RT	78	Vadal Alexander	6-6	350	Fr.-HS	
	55	Elliott Porter	6-4	300	So.	
Y	88	Chase Clement	6-5	265	Sr.	
	41	Travis Dickson	6-3	230	So.	
Z	3	Odell Beckham, Jr.	6-0	187	So.	
	10	Russell Shepard	6-1	195	Sr.	
	14	Terrence Magee	5-9	212	So.	
3-Wide	80	Jarvis Landry	6-0	195	So.	
QB	8	Zach Mettenberger	6-5	230	Jr.	
	17	Stephen Rivers	6-8	225	Fr.-RS	
RB	11	Spencer Ware	5-11	225	Jr.	
	-or-	33	Jeremy Hill	6-2	235	Fr.-HS
	-or-	27	Kenny Hilliard	6-0	231	So.
	-or-	42	Michael Ford	5-10	216	Jr.
FB	44	J.C. Copeland	6-1	272	Jr.	
	43	Connor Neighbors	5-11	236	So.	

SPECIAL TEAMS

PK	30	Drew Alleman	5-11	183	Sr.
	30	James Hairston	6-1	220	So.
KO	30	James Hairston	6-1	220	So.
	30	Drew Alleman	5-11	182	Jr.
PR	3	Odell Beckham, Jr.	6-0	187	So.
	80	Jarvis Landry	6-0	195	So.
HOLD	48	Seth Fruge	5-11	189	Jr.

DEFENSE

LE	49	Barkevious Mingo	6-5	240	Jr.	
	89	Lavar Edwards	6-5	258	Sr.	
	59	Jermauria Rasco	6-3	255	So.	
LT	77	Josh Downs	6-1	287	Sr.	
	90	Anthony Johnson	6-3	304	So.	
	9	Ego Ferguson	6-3	308	So.	
RT	18	Bennie Logan	6-3	295	Jr.	
	9	Ego Ferguson	6-3	308	So.	
	95	Quentin Thomas	6-3	294	Fr.-RS	
RE	99	Sam Montgomery	6-5	260	Jr.	
	89	Lavar Edwards	6-5	258	Sr.	
	87	Chancey Aghayere	6-4	266	Sr.	
Sam	58	Tahj Jones	6-2	210	Jr.	
	-or-	25	Kwon Alexander	6-2	215	Fr.-HS
	-or-	23	Lamar Louis	6-0	220	Fr.-HS
Mike	46	Kevin Minter	6-2	245	Jr.	
	22	Ronnie Feist	6-2	230	Fr.-HS	
	51	Trey Granier	6-1	227	Fr.-HS	
Will	57	Lamin Barrow	6-2	229	Jr.	
	45	Deion Jones	6-2	202	Fr.-HS	
	35	Lorenzo Phillips	6-2	215	Fr.-HS	
LCB	28	Jalen Mills	6-0	185	Fr.-HS	
	32	Jalen Collins	6-2	195	Fr.-RS	
SS	6	Craig Loston	6-2	205	Jr.	
	34	Micah Eugene	5-11	190	Fr.-RS	
	12	Corey Thompson	6-2	210	Fr.-HS	
FS	1	Eric Reid	6-2	212	Jr.	
	26	Ronald Martin	6-1	202	So.	
RCB	24	Tharold Simon	6-3	187	Jr.	
	13	Dwayne Thomas	6-0	175	Fr.-HS	
	19	Derrick Raymond	6-1	175	Fr.-HS	
Nickel	32	Jalen Collins	6-2	195	Fr.-RS	

PRONUNCIATIONS

Players		
87	Chancey Aghayere	DE
	Ah-gah-yair-ee	
78	Vadal Alexander	OT
	vuh-Dall	
30	Drew Alleman	P/K
	Al-uh-maw	
57	Lamin Barrow	LB
	luh-Meen	
86	Kadron Boone	WR
	Kay-drun	
88	Chase Clement	TE
	Clay-maw	
70	La'el Collins	OG
	Lah-ell	
68	Josh Dworaczyk	RG
	Duh-ross-ic	
22	Ronnie Feist	LB
	Feast	
48	Seth Fruge	HLD
	Fru-zhay	
49	Barkevious Mingo	LB
	Bar-kee-vee-us	
43	Jerqwinick Sandolph	S
	Jer-qwin-ick	
24	Tharold Simon	CB
	Sye-munn	
Coaches		
	Steve Kragthorpe	OC
	Krag-thorpe	
	Greg Studrawa	OL
	Stu-draw-uh	

LOCATION OF COACHES

On The Field	
Les Miles, head coach	
Steve Kragthorpe, quarterbacks	
Frank Wilson, running backs	
Steve Ensminger, tight ends	
Brick Haley, defensive line	
Adam Henry, wide receivers	
Thomas McGaughey, special teams	
Corey Raymond, defensive backs	
In The Press Box	
John Chavis, defensive coordinator	
Greg Studrawa, offensive coordinator	

CAREER STARTS/GAME-BY-GAME STARTERS

				FB Copeland 14		TB Ware 14 Blue 5 Ford 4 Hill 4 Hilliard 1 Shepard 1					
							QB Mettenberger 12				
WR Wright 5 Landry 2		TE Clement 22 Dickson 1 Jacobs 1	RT Alexander 8 Faulk 2	RG Williford 19 Turner 6	C Loneragan 37 Porter 1	LG L. Collins 12 Dworaczyk 26 Williford 1	LT Faulk 14 Dworaczyk 9			WR Beckham, Jr. 22 Shepard 11 Boone 8	
LCB Mills 12 Simon 2			LE Mingo 11 Edwards 6 Aghayere 3	LT Downs 10 Johnson 3		RT Logan 26 Aghayere 1	RE Montgomery 26 Edwards 8 Mingo 4 Aghayere 2			RCB Simon 12	
	Sam Louis 5 Alexander 2 Jones 1				Mike Minter 26		Will Barrow 14				
	Nickel J. Collins 1		SS Loston 12 Reid 3 Martin 1			FS Reid 25 Loston 1			Dime		

OFFENSIVE GAME-BY-GAME STARTERS

Game	X	Z	LT	LG	C	RG	RT	TE	FB	TB	QB
North Texas	Wright	Beckham, Jr.	Faulk	L. Collins	Loneragan	Williford	Hurst	Clement	Copeland	Blue	Mettenberger
Washington	Wright	Beckham, Jr.	Dworaczyk	L. Collins	Loneragan	Williford	Hurst	Clement	Copeland	Blue	Mettenberger
Idaho	Shepard	Beckham, Jr.	Dworaczyk	L. Collins	Porter	Williford	Hurst	Clement	Copeland	Blue	Mettenberger
at Auburn	Wright	Beckham, Jr.	Dworaczyk	L. Collins	Loneragan	Williford	Hurst	Clement	Copeland	Hilliard	Mettenberger
Towson	Boone	Beckham, Jr.	Hurst	L. Collins	Loneragan	Williford	Alexander	Clement	Copeland	Ware	Mettenberger
at Florida	Boone	Beckham, Jr.	Hurst	L. Collins	Loneragan	Williford	Alexander	Clement	Jacobs (2 TE)	Ware	Mettenberger
South Carolina	Wright	Beckham, Jr.	Dworaczyk	L. Collins	Loneragan	Turner	Alexander	Clement	Copeland	Ware	Mettenberger
at Texas A&M	Boone	Beckham, Jr.	Dworaczyk	L. Collins	Loneragan	Turner	Alexander	Clement	Copeland	Ware	Mettenberger
Alabama	Boone	Beckham, Jr.	Dworaczyk	L. Collins	Loneragan	Turner	Alexander	Clement	Copeland	Hill	Mettenberger
Mississippi State	Boone	Beckham, Jr.	Dworaczyk	L. Collins	Loneragan	Turner	Alexander	Clement	Copeland	Hill	Mettenberger
Ole Miss	Boone	Beckham, Jr.	Dworaczyk	L. Collins	Loneragan	Turner	Alexander	Clement	Copeland	Hill	Mettenberger
at Arkansas	Landry	Dickson (2 TE)	Dworaczyk	L. Collins	Loneragan	Turner	Alexander	Clement	Copeland	Hill	Mettenberger

DEFENSIVE GAME-BY-GAME STARTERS

Game	LE	LT	RT	RE	WILL	MIKE	SAM	LCB	RCB	SS	FS
North Texas	Mingo	Downs	Logan	Edwards	Barrow	Minter	Muncie	Mills	Simon	Loston	Reid
Washington	Mingo	Downs	Logan	Montgomery	Barrow	Minter	Muncie	Mills	Simon	Loston	Reid
Idaho	Edwards	Johnson	Logan	Montgomery	Barrow	Minter	Muncie	Mills	Simon	Martin	Reid
at Auburn	Edwards	Johnson	Logan	Montgomery	Barrow	Minter	Muncie	Mills	Simon	Loston	Reid
Towson	Edwards	Johnson	Logan	Montgomery	Barrow	Minter	Alexander	Mills	Simon	Loston	Reid
at Florida	Mingo	Downs	Logan	Montgomery	Barrow	Minter	Alexander	Mills	Simon	Loston	Reid
South Carolina	Mingo	Downs	Logan	Montgomery	Barrow	Minter	Louis	Mills	Simon	Loston	Reid
at Texas A&M	Mingo	Downs	Logan	Montgomery	Barrow	Minter	J. Collins. (nickel)	Mills	Simon	Loston	Reid
Alabama	Mingo	Downs	Logan	Montgomery	Barrow	Minter	Louis	Mills	Simon	Loston	Reid
Mississippi State	Mingo	Downs	Logan	Edwards	Barrow	Minter	Louis	Mills	Simon	Loston	Reid
Ole Miss	Mingo	Downs	Aghayere	Edwards	Barrow	Minter	Louis	Mills	Simon	Loston	Reid
at Arkansas	Mingo	Downs	Logan	Montgomery	Barrow	Minter	Louis	Mills	Simon	Loston	Reid



87

Chancey Aghayere

Defensive End
6-4 • 265 • Sr. • 3L
Garland, Texas (Garland)

SENIOR SEASON (2012)

One of the veterans of the LSU defensive line with playing time in 42 career games, including 11 contests this season ... Made the sixth start of his career, his first of the

season and his first at defensive tackle on Senior Day against Ole Miss ... Has lined up at defensive end and defensive tackle this season ... Recovered a fumble at Arkansas ... Credited with an 11-yard sack on an intentional grounding call against Washington.

CAREER HIGHS

Total tackles: 5, twice (Last: vs. Tennessee, 2010)
Tackles for loss: 1.0, three times (Last: vs. Washington, 2012)
Sacks: 1.0, twice (Last: vs. Washington, 2012)

AGHAYERE'S CAREER DEFENSIVE STATS

YEAR	G-GS	UT	AT	TT	TFL	SACKS	PBU	QBH	INT	FF	FR
2009	11-3	3	9	12	2.0-6	1.0-3	2	2	0	0	0
2010	12-2	9	12	21	1.5-2	0	1	0	0	0	0
2011	8-0	0	3	3	0	0	0	0	0	0	0
2012	11-1	3	4	7	1.0-11	1.0-11	1	0	0	0	1-0
Totals	42-6	15	28	43	4.5-19	2.0-14	4	2	0	0	1-0



25

Kwon Alexander

Linebacker
6-2 • 215 • Fr. • HS
Oxford, Ala. (Oxford)

TRUE FRESHMAN SEASON (2012)

Suffered an ankle injury against Florida and has not played since the injury ... Has returned to practice and is available to play in the bowl ... Earned his second career

start at Florida and posted two tackles, one TFL and a 15-yard fumble recovery ... Made his first career start against Towson and finished with four tackles, one PBU and one forced fumble ... Made his first appearance as a Tiger against North Texas and recovered a fumble late in the game ... A versatile player who can line up at any of the three linebacker positions ... Chosen as a finalist for the High School Butkus Award, given annually to the nation's top linebacker.

CAREER HIGHS

Total tackles: 4 vs. Towson, 2012
Tackles for loss: 1.0 at Florida, 2012

ALEXANDER'S CAREER DEFENSIVE STATS

YEAR	G-GS	UT	AT	TT	TFL	SACKS	PBU	QBH	INT	FF	FR
2012	6-2	7	4	11	1.0-2	0	1	1	0	1	2-15
Totals	6-2	7	4	11	1.0-2	0	1	1	0	1	2-15



78

Vadal Alexander

Offensive Tackle
6-6 • 350 • Fr. • HS
Buford, Ga. (Buford)

- 2012 Freshman All-America Second Team (Scout.com)
- 2012 Freshman All-SEC (Coaches)

TRUE FRESHMAN SEASON (2012)

Season Totals: 609 snaps, 47.5 knockdowns ... Has appeared in all 12 games with eight starts at right tackle ... Led the team with 7.5 knockdowns in 67 snaps at Arkansas ... Set a season high with 11.5 knockdowns in 77 plays versus Ole Miss ... Recorded 2.5 knockdowns in 68 snaps against Mississippi State ... Played all 84 snaps against Alabama and tallied 5.5 knockdowns ... Earned 3.5 knockdowns in 72 snaps at Texas A&M ... Played 81 snaps against South Carolina and posted seven knockdowns ... Started at right tackle for the second-straight game at Florida and finished with three knockdowns in 53 snaps ... Made the first start of his career at right tackle against Towson and played all 61 snaps with two knockdown blocks ... Saw extensive action at right tackle against Idaho, playing 32 snaps with five knockdowns ... Competed in three snaps on the o-line versus Washington ... Played his first snaps at LSU in the season opener against North Texas, seeing action in 11 plays ... Enrolled early in the spring of 2012 and used that experience to prepare himself for the fall ... One of the top offensive linemen in the nation as a senior at Buford High School.



30

Drew Alleman

Placekicker
5-11 • 183 • Sr. • 1L
Lafayette, La. (Acadiana)

- 2012 All-SEC Second Team (Coaches)

SENIOR SEASON (2012)

One of the best placekickers in the nation who is the starter for the second straight season ... Is the first player in LSU history to score 100 or more points in two seasons as he scored 110 last season and has 101 this year ... Named a permanent team captain for the 2012 season in a vote by his teammates ... Ranks as the fourth-most accurate kicker in school history at .783 (36 of 46) ... Currently holds the second-longest streak in school history with 103 consecutive made PATs, only trailing David Browndyke's record of 109 straight ... Tied with Juan Betanzos (1982-84) for sixth place in LSU career field goals made with 36 ... Tied for first in the SEC in scoring for kickers, and second in scoring overall, with an average of 8.4 points per game ... Made a career-long 49-yard field goal at Arkansas and finished 2-2 as he also connected from 27 ... Hit 2-of-3 FGs against Ole Miss, making from 22 and 24 and missing from 48 ... Nailed all three of his FG attempts against Mississippi State, hitting from 28, 26 and 41 yards ... Connected on 1-of-3 field goals against Alabama, hitting from 38 and missing from 54 and 45 ... Made 1-of-2 field goals at Texas A&M, hitting from 28 and missing from 54 yards ... Matched his career high with four field goal attempts against South Carolina and made three (23, 20, 22), missing from 32 ... Hit both field goal attempts at Florida from 31 and 21 yards ... Made 1-2 field goals against Towson, hitting from 23 and missing from 51 ... Converted 1-2 field goals at Auburn, hitting from 30 yards and missing from 34 ... Did not attempt a field goal against Idaho but nailed all nine of his PAT attempts ... Hit a perfect 2-2 on field goals and 5-5 on PATs against Washington ... Made 2-3 field goals in the season opener against North Texas, tying his career long with a 44-yarder while also adding a 30-yarder ... Had a string of 11 straight field goals made snapped when he missed from 34 yards in the second quarter against North Texas.

CAREER HIGHS

Field Goals Attempted: 4, twice (Last: vs. South Carolina, 2012; First: at Mississippi State, 2011)
Field Goals Made: 4 at Mississippi State, 2011
Long FG: 49 at Arkansas, 2012
Kickoffs: 8 vs. Oregon, 2011
Kickoff Yards: 481 vs. Oregon, 2011
Kickoff Avg.: 65.0 vs. McNeese State, 2010
Punts: 2 vs. Tulane, 2009
Punting Yards: 51 vs. Tulane, 2009
Punting Avg.: 25.5 vs. Tulane, 2009

ALLEMAN'S CAREER FIELD GOAL TOTALS

YEAR	FGM-FGA	1-19	20-29	30-39	40-49	50-99	LG	PAT	POINTS
2011	16-18	2-2	6-6	5-6	3-3	0-1	44	62-63	110
2012	20-28	1-1	11-11	5-8	3-5	0-3	49	41-41	101
Totals	36-46	3-3	17-17	10-14	6-8	0-4	49	103-104	211

ALLEMAN'S CAREER KICKOFF STATS

YEAR	G-GS	NO.	YDS.	AVG.	TB	OB
2009	1-0	0	0	0	0	0
2010	2-0	7	444	63.4	0	0
2011	13-0	13	725	55.8	0	0
2012	12-0	0	0	0	0	0
Totals	28-0	20	1,169	58.45	0	0

ALLEMAN'S CAREER PUNTING TOTALS

YEAR	NO.	YDS.	AVG.	LG	I20	TB
2009	2	51	25.5	33	1	0
2010	0	0	0	0	0	0
2011	0	0	0	0	0	0
2012	0	0	0	0	0	0
Totals	2	51	25.5	33	1	0



57
Lamin Barrow
 Linebacker
 6-2 • 232 • Jr. • 2L
 Marrero, La. (John Ehret)

JUNIOR SEASON (2012)

Has started all 12 games at the Will linebacker position ... Ranks as the team's second-leading tackler and ranks seventh in the SEC with 92 stops ... Led the team with a career-high tying 12 tackles at Arkansas, and he also forced a fumble deep in LSU's territory and recorded a PBU and QB hurry ... Finished second on the team with 10 tackles against Ole Miss, including 0.5 TFLs ... Tied for the team lead in tackles with nine stops against Mississippi State and added a fumble recovery and a PBU ... Recorded eight tackles, one TFL, one fumble recovery and one PBU at Texas A&M ... Set a career high in total tackles for the second straight week as he posted 12 stops against South Carolina, including one TFL and a QB hurry ... Made nine tackles, including 2.0 TFLs, at Florida ... Finished second on the team with six total tackles, including one TFL and a QB hurry, at Auburn ... Led the team with eight tackles against North Texas ... Third-leading tackler for the Tigers against Washington with five stops.

CAREER HIGHS

Total tackles: 12, twice (Last: at Arkansas, 2012; First: vs. South Carolina, 2012)
 Tackles for loss: 2.0 at Florida, 2012

BARROW'S CAREER DEFENSIVE STATS

YEAR	G-GS	UT	AT	TT	TFL	SACKS	PBU	QBH	INT	FF	FR
2010	12-1	8	10	18	0.5-0	0	0	0	0	0	1-0
2011	13-1	4	13	17	1.0-5	0	0	0	0	0	0
2012	12-12	43	49	92	5.5-6	0	4	5	0	1	2-4
Totals	37-14	55	72	127	7.0-11	0	4	5	0	1	3-4



3
Odell Beckham, Jr.
 Wide Receiver
 6-0 • 187 • So. • 1L
 New Orleans, La. (Isidore Newman School)

• 2012 SEC Special Teams Player of the Week (vs. Ole Miss)

SOPHOMORE SEASON (2012)

Played in 12 games with 11 starts ... Team leader in receiving yards with 673 and second with 40 catches ... Ranks seventh in the SEC in punt return average at 9.7 yards per return ... Caught four passes for 112 yards at Arkansas, marking his second 100-yard receiving game of the season ... Earned SEC Special Teams Player of the Week honors after he returned a punt 89 yards for a fourth-quarter touchdown, his second punt return for a TD this season, that helped propel LSU to a win against Ole Miss ... Finished with three punt returns for 109 yards and a TD and caught two passes for 13 yards against Ole Miss ... Led the team with four grabs for 78 yards at Florida, including a career-long 56-yard reception ... Set career highs with 128 receiving yards and two TD catches against Towson, becoming the first LSU receiver to catch multiple TDs since Rueben Randle vs. Auburn last year ... His 128 receiving yards against Towson is his first 100-yard receiving game ... Displayed his tremendous athleticism with a 70-yard punt return for a touchdown against North Texas ... Also had a 76-yard return for a TD versus North Texas negated by a block in the back penalty.

CAREER HIGHS

Receptions: 8 at Mississippi State, 2011
 Yards: 128 vs. Towson, 2012
 Long: 56 at Florida, 2012
 Touchdowns: 2 vs. Towson, 2012

BECKHAM JR.'S CAREER RECEIVING STATS


YEAR	G-GS	REC.	YDS.	TD	LG
2011	14-9	41	475	2	52
2012	12-11	40	673	2	56
Totals	26-20	81	1,148	4	56

BECKHAM JR.'S CAREER PUNT RETURN STATS

YEAR	NO.	YDS.	AVG.	TD	LG
2011	9	77	8.6	0	36
2012	31	300	9.7	2	89 (TD)
Totals	40	377	9.4	2	89 (TD)

BECKHAM JR.'S CAREER KICKOFF RETURN STATS

YEAR	NO.	YDS.	AVG.	TD	LG
2011	5	120	24.0	0	34
2012	4	74	18.5	0	34
Totals	9	194	21.5	0	34



4
Alfred Blue
 Running Back
 6-2 • 220 • Jr. • 2L
 Boutte, La. (Hahnville)

JUNIOR SEASON (2012)

Injured against Idaho and has not played since ... Started the first three games of the season before his injury ... Picked up 46 yards and a touchdown on 10 carries against Idaho ... Ran for 101 yards and a touchdown on 14 carries against Washington ... Became the first Tiger to rush for 100 yards in back-to-back games since Stevan Ridley in 2010 and the first to do it in the first two games of a season since Charles Scott in 2008 ... Made his third career start against North Texas and set a career high with 123 rushing yards while tying his personal best of 16 carries ... Joined with Kenny Hilliard to become the first LSU duo each to rush for 100 yards in the season opener since 1982 ... A versatile back who has speed to hit the corner and toughness to run between the tackles.

RUSHING CAREER HIGHS

Attempts: 16, twice (Last: vs. North Texas, 2012; First: vs. Kentucky, 2011)
 Yards: 123 vs. North Texas, 2012
 Touchdowns: 2 vs. Western Kentucky, 2011
 Long: 57 at Ole Miss, 2011

RECEIVING CAREER HIGHS

Receptions: 3 vs. Idaho, 2012
 Yards: 22 vs. Idaho, 2012
 Touchdowns: 0
 Long: 14 vs. Washington, 2012

BLUE'S CAREER RUSHING STATS

YEAR	G-GS	ATT.	YDS.	TD	LG
2010	11-1	20	101	1	16
2011	13-1	78	539	7	57
2012	3-3	40	270	2	37
Totals	27-5	138	910	10	57

BLUE'S CAREER RECEIVING STATS

YEAR	G-GS	REC.	YDS.	TD	LONG
2010	11-1	1	1	0	1
2011	13-1	3	-3	0	2
2012	3-3	7	45	0	14
TOTALS	27-5	11	43	0	14



86
Kadron Boone
 Wide Receiver
 6-0 • 207 • Jr. • 2L
 Ocala, Fla. (Trinity Catholic)

JUNIOR SEASON (2012)

One of the most experienced receivers having played in all 39 games in his career with 10 starts ... Earned six starts in 12 games this season ... Tied for the team lead with four receiving TDs ... Set a career high with 51 receiving yards on three catches against Ole Miss ... Tied his career high with four grabs for 37 yards against Alabama ... Set a career high with four catches for 49 yards and a spectacular 29-yard TD grab that gave LSU the lead for good at Texas A&M ... Led LSU's receivers with three catches for 49 yards at Auburn, including a 29-yard reception in the third quarter that set up the eventual game-winning field goal ... Caught a TD pass in three straight games to open the season, including a 17-yard catch and run against Idaho ... Caught a touchdown pass on a 32-yard strike from Zach Mettenberger against Washington ... Hauled in two catches for 46 yards, including a 34-yard touchdown against North Texas.

CAREER HIGHS

Receptions: 4, twice (Last: vs. Alabama, 2012; First: at Texas A&M, 2012)
 Yards: 51 vs. Ole Miss, 2012
 Touchdowns: 1, six times (Last: at Texas A&M, 2012)
 Long: 34 vs. North Texas, 2012

BOONE'S CAREER RECEIVING STATS

YEAR	G-GS	REC.	YDS.	TD	LONG
2010	13-0	4	52	0	24
2011	14-4	7	82	2	21
2012	12-6	24	334	4	34
TOTALS	39-10	35	468	6	34



88

Chase Clement

Tight End
6-5 • 265 • Sr. • 3L
Thibodaux, La. (E.D. White)

SENIOR SEASON (2012)

Started 12 games at tight end for the Tigers ... Played in 52 career games with 21 starts ... Has four receptions this season for 44 yards ... Tied his career long with a 27-yard reception against Towson.

CAREER HIGHS

Receptions: 2, twice (Last: at Alabama, 2011)
Yards: 40 vs. Auburn, 2011
Touchdowns: 1 at West Virginia, 2011
Long: 27, twice (Last: vs. Towson, 2012; First: vs. Auburn, 2011)

CLEMENT'S CAREER RECEIVING STATS

YEAR	G-GS	REC.	YDS.	TD	LG
2009	13-0	0	0	0	0
2010	13-8	2	42	0	21
2011	14-1	7	96	1	27
2012	12-12	4	44	0	27
TOTALS	52-21	13	182	1	27



32

Jalen Collins

Cornerback
6-0 • 180 • Fr. • RS
Olive Branch, Miss. (Olive Branch)

• 2012 Freshman All-SEC (Coaches)

REDSHIRT FRESHMAN SEASON (2012)

Made one start at Texas A&M and has played in all 12 games ... Tied for second on the team with six pass breakups ... Recorded an interception and three solo tackles against Ole Miss ... Set a career high with six tackles and tied his season best with two PBUs versus Mississippi State ... Made his first career start at Texas A&M and tallied his first interception and finished with five tackles and a PBU ... Recorded two PBUs on tipped passes that led to interceptions by Ronald Martin against Idaho ... Saw his first action as a Tiger in the season opener against North Texas ... Came on strong in spring drills and was recipient of the "Most Improved" award.

CAREER HIGHS

Total tackles: 6 vs. Mississippi State, 2012
PBUs: 2, twice (Last: vs. Mississippi State, 2012; First: vs. Idaho, 2012)
Interceptions: 1, twice (Last: vs. Ole Miss, 2012; First: at Texas A&M, 2012)

COLLINS' CAREER DEFENSIVE STATS

YEAR	G-GS	UT	AT	TT	TFL	SACKS	PBU	QBH	INT	FF	FR
2012	12-1	13	15	28	0-0	0	6	0	2-9	0	0
Totals	12-1	13	15	28	0-0	0	6	0	2-9	0	0



70

La'el Collins

Offensive Guard
6-5 • 321 • So. • 1L
Baton Rouge, La. (Redemptorist)

- 2012 All-SEC Honorable Mention (AP)
- 2012 SEC Co-Offensive Lineman of the Week (vs. Alabama)

SOPHOMORE SEASON (2012)

Started all 12 games at left guard ... Leads the team in both total snaps and knockdowns ... Season Totals: 789 snaps, 58.5 knockdowns ... Tallied three knockdowns at Arkansas ... Shattered his career high with 11.5 knockdowns in 77 plays against Ole Miss ... Played 68 snaps and posted one knockdown against Mississippi State ... Earned SEC Co-Offensive Lineman of the Week honors after he led the team with nine knockdowns in 84 plays against Alabama ... Made 3.5 knockdowns in 72 snaps at Texas A&M ... Led the team with 10 knockdowns in 81 plays versus South Carolina ... Recorded three knockdowns in 53 snaps at Florida ... Played 59 snaps against Towson and recorded 2.5 knockdowns ... Saw action in all 70 offensive snaps and produced 5.5 knockdowns at Auburn ... Played 60 snaps and posted one knockdown versus Idaho ... Led the team with 5.5 knockdowns on 62 snaps against Washington ... Made his first career start against North Texas and earned three knockdowns in 36 snaps ... Saw action in 46 snaps on the offensive line in 2011 and posted five knockdown blocks.



44

J.C. Copeland

Fullback
6-1 • 272 • Jr. • 1L
LaGrange, Ga. (Troup County)

JUNIOR SEASON (2012)

Has started 11 times in 12 games this season ... Third on the team with four rushing TDs ... Scored on a one-yard TD plunge against Mississippi State ...

Caught two passes, including one for 42 yards, against Alabama ... Made his first career reception for seven yards at Florida ... Carried the ball once for a one-yard TD against Towson ... Rushed for a touchdown in back-to-back games after he scored from one yard out versus Washington ... Scored his first career touchdown on a five-yard dive against North Texas ... A wrecking ball in the backfield for the Tigers who takes pride in blocking defensive linemen ... A converted defensive lineman who enters just his second full season at fullback after making the move from defense to offense as a freshman.

CAREER RUSHING HIGHS

Attempts: 4 vs. North Texas, 2012
Yards: 33 vs. North Texas, 2012
Touchdowns: 1, four (Last: vs. Mississippi State, 2012)
Long: 16 vs. North Texas, 2012

COPELAND'S CAREER RUSHING STATS

YEAR	G-GS	ATT.	YDS.	TD	LONG
2010	4-0	0	0	0	0
2011	14-4	2	0	0	0
2012	12-11	21	67	4	16
TOTALS	30-15	23	67	4	16

COPELAND'S CAREER RECEIVING STATS

YEAR	G-GS	REC.	YDS.	TD	LONG
2010	4-0	0	0	0	0
2011	14-4	0	0	0	0
2012	12-11	3	54	0	42
TOTALS	30-15	3	54	0	42



77

Josh Downs

Defensive Tackle
6-1 • 287 • Sr. • 3L
Bastrop, La. (Bastrop)

SENIOR SEASON (2012)

One of LSU's most experienced interior defensive linemen having played in 47 games ... Started nine times in 12 games this season ... Picked up LSU's only sack of the game at Arkansas ... Earned the start at defensive tackle on Senior Day against Ole Miss ... Recorded 0.5 tackles for a loss against Alabama ... Tallied his second career sack and earned a career-best 1.5 TFLs against South Carolina ... Started at Florida and recorded half a sack ... Made his second career start against North Texas and finished with four tackles.

CAREER HIGHS

Total tackles: 4, twice (Last: vs. North Texas, 2012; First: vs. Auburn, 2009)
Tackles for loss: 1.5 vs. South Carolina, 2012
Sacks: 1, three times (Last: at Arkansas, 2012; First: vs. North Carolina, 2010)

DOWN'S' CAREER DEFENSIVE STATS

YEAR	G-GS	UT	AT	TT	TFL	SACKS	PBU	QBH	INT	FF	FR
2009	11-0	2	7	9	3.5-8	0	0	0	0	0	0
2010	12-0	2	8	10	2.0-12	1.0-9	0	0	0	0	0
2011	12-1	3	6	9	0.5-1	0	0	1	0	0	0
2012	12-9	3	12	15	3.5-19	2.5-16	0	0	0	0	0
TOTALS	47-10	10	33	43	9.5-40	3.5-25	0	1	0	0	0



68

Josh Dworaczyk

Offensive Lineman
6-6 • 300 • Sr. • 3L
New Iberia, La. (Catholic-New Iberia)

• 2012 All-SEC Honorable Mention (AP)

SENIOR SEASON (2012)

Has played in 49 career games with 35 starts ... Moved to left tackle after Chris Faulk went down before the Washington game and has cemented himself as the starter ... Started nine times at left tackle in 11 games played this season ... Named a permanent team captain for the 2012 season in a vote by his teammates ... Season Totals: 653 snaps, 28 knockdowns ... Posted 2.5 knockdowns in 67 snaps at Arkansas ... Played all 77 snaps and recorded three knockdowns against Ole Miss ... Earned one knockdown in 68 snaps against Mississippi State ... Posted 4.5 knockdowns in 84 snaps against Alabama ... Played 72 snaps with 3.5 knockdowns at Texas A&M ... Against South Carolina he tallied two knockdowns in 81 snaps ... Played nine snaps and earned one knockdown at Florida ... Did not play against Towson ... Earned 4.5 knockdowns in 70 snaps at Auburn ... Was in on 28 plays against Idaho and registered 1.5 knockdowns ... Recorded three knockdowns in 66 snaps making his first career start at left tackle against the Huskies ... Played in 31 snaps against North Texas and tallied 1.5 knockdowns ... LSU's most experienced offensive lineman entering the 2012 season ... Granted a sixth year of eligibility by the NCAA after missing the entire 2011 season with a knee injury ... A bright student in the classroom who has twice been named to the SEC Academic Honor Roll ... Earned his second degree in December 2012 after earning his undergraduate degree in May 2011.



89

Lavar Edwards

Defensive End
6-5 • 258 • Sr. • 3L
Gretna, La. (Desire Street Academy)

SENIOR SEASON (2012)

Played in 12 games with six starts ... Started against Ole Miss and tallied a sack and four total tackles ... Registered a sack for the second-straight game at Florida ... Earned a career-high seven tackles, including 1.5 sacks, against Towson ... Intercepted a pass and returned it 23 yards for a touchdown against Idaho and also made 0.5 TFL ... His INT for a TD against Idaho was the first pick-six for an LSU defensive lineman since Marcus Spears returned an INT 35 yards for a TD against Mississippi State in 2004 ... Recorded LSU's first sack of the season for a six-yard loss against Washington ... Made his 10th career start in the opener against North Texas and posted a tackle for a loss ... Rotates at both defensive end positions as well as defensive tackle in certain packages.

CAREER HIGHS

Total tackles: 7 vs. Towson, 2012
Tackles for loss: 2 vs. Louisiana Tech, 2009
Sacks: 1.5 vs. Towson, 2012
Interceptions: 1, twice (Last: vs. Idaho, 2012; First: vs. Ole Miss, 2010)

EDWARDS' CAREER DEFENSIVE STATS

YEAR	G-GS	UT	AT	TT	TFL	SACKS	PBU	QBH	INT	FF	FR
2009	12-1	9	14	23	4.5-21	2.5-16	2	1	0	1	0
2010	13-7	9	12	21	4.0-23	2.5-18	1	0	1-17	1	1-29
2011	14-1	9	17	26	4.5-16	1.0-5	2	2	0	0	1-0
2012	12-6	12	11	23	7.0-46	4.5-31	0	3	1-23	0	0
TOTALS	51-15	39	54	93	20.0-106	10.5-70	5	6	2-40	2	2-29



34

Micah Eugene

Safety
5-11 • 190 • Fr. • RS
Lafayette, La. (Acadiana HS)

REDSHIRT FRESHMAN SEASON (2012)

Played in 12 games with no starts ... Tied for fourth on the team with 3.0 sacks this season ... Posted a season-high four tackles at Texas A&M and at Arkansas ... Tallied two solo stops, two PBUs and one QB hurry against Ole Miss ... Posted two solo sacks at Auburn in a game that LSU finished with 14.0 TFLs ... Earned a sack against Washington on his second career tackle and also tallied a PBU against the Huskies ... Played in his first game as a Tiger against North Texas ... A recipient of the "Most Improved" award for outstanding work during 2012 spring drills.

CAREER HIGHS

Total tackles: 4, twice (Last: at Arkansas, 2012; First: at Texas A&M, 2012)
Tackles for loss: 2.0 at Auburn, 2012
Sacks: 2.0 at Auburn, 2012

EUGENE'S CAREER DEFENSIVE STATS

YEAR	G-GS	UT	AT	TT	TFL	SACKS	PBU	QBH	INT	FF	FR
2012	12-0	18	8	26	3.0-14	3.0-14	3	1	0	0	0
TOTALS	12-0	18	8	26	3.0-14	3.0-14	3	1	0	0	0



76

Chris Faulk

Offensive Tackle
6-6 • 323 • Jr. • 2L
Slidell, La. (Northshore)

JUNIOR SEASON (2012)

Suffered a season-ending knee (right) injury during practice the week of the Washington game ... Was the returning starter at left tackle for LSU ... Has started 16 times in 26 career games played ... Started at left tackle and played 67 snaps versus North Texas with 4.5 knockdowns ... One of the best offensive linemen in the Southeastern Conference ... Posted 73.5 knockdowns in 768 plays at left tackle in 2011.



22

Ronnie Feist

Linebacker
6-2 • 230 • Fr. • HS
Edgard, La. (West St. John)

TRUE FRESHMAN SEASON (2012)

Played in five games with no starts ... Saw his first action against North Texas ... A top linebacker prospect who will bring the combination of speed and strength to the field for LSU ... Graduated early and enrolled at LSU in spring 2012.

FEIST'S CAREER DEFENSIVE STATS

YEAR	G-GS	UT	AT	TT	TFL	SACKS	PBU	QBH	INT	FF	FR
2012	5-0	1	2	3	0	0	0	0	0	0	0
TOTALS	5-0	1	2	3	0	0	0	0	0	0	0



9

Ego Ferguson

Defensive Tackle
6-3 • 308 • So. • 1L
Frederick, Md. (Hargrave (Va.) Military Academy)

SOPHOMORE SEASON (2012)

Saw action in 12 games with no starts ... Recorded a PBU at Arkansas ... Made three assisted tackles, including 0.5 tackles for a loss, against Ole Miss ... Registered half a tackle for a loss against Washington ... Serves as a backup at defensive tackle for the second straight season ... Possesses tremendous size and strength and lends great depth.

CAREER HIGHS

Total tackles: 4 vs. Florida, 2011
Tackles for loss: 0.5, three times (Last: vs. Ole Miss, 2012; First: vs. Kentucky, 2011)

FERGUSON'S CAREER DEFENSIVE STATS

YEAR	G-GS	UT	AT	TT	TFL	SACKS	INT	PBU	QBH	FF	FR
2011	13-0	3	10	13	0.5-0	0	0	1	0	0	0
2012	12-0	2	9	11	1.0-2	0	0	1	0	0	0
TOTALS	25-0	5	19	24	1.5-2	0	0	2	0	0	0



50

Reid Ferguson

Long Snapper
6-2 • 235 • Fr. • HS
Buford, Ga. (Buford)

TRUE FRESHMAN SEASON (2012)

Handles all snapping duties for the Tigers ... Made his LSU debut against North Texas and has made every snap on punts, field goals and PAT attempts this season ... Graduated early from Buford High School and enrolled at LSU in spring 2012 ... An accurate and powerful long snapper with strong blocking ability.



42
Michael Ford
 Running Back
 5-10 • 216 • Jr. • 2L
 Leesville, La. (Leesville)

JUNIOR SEASON (2012)

Played in 12 games with no starts ... Ranks third in the SEC in kickoff return average at 25.4 yards a return ... Had a career-long 86-yard kickoff return at Arkansas that set up LSU's third-quarter TD ... Returned three kickoffs for 62 yards with a long of 22 versus Ole Miss ... Returned three kickoffs for a total of 88 yards, including a long of 41, and added a 27-yard reception on a screen pass against Mississippi State ... Ran for 78 yards and one touchdown on 11 carries at Texas A&M ... Led the team with 11 carries for 76 yards and one TD against Towson ... Scored LSU's lone touchdown in the victory at Auburn on a one-yard scamper and finished the game with 41 yards on eight carries, an average of 5.1 yards a run ... Returned kickoffs for the first time in his career against Idaho and finished with three returns for 99 yards and a long of 42 ... Picked up 50 yards rushing on eight carries against North Texas ... One of the most experienced running backs on the squad ... Has played in 36 games with five career starts.

CAREER HIGHS

Attempts: 14 vs. Oregon, 2011
 Yards: 96, twice (Last: vs. Arkansas, 2011; First: vs. Oregon, 2011)
 Touchdowns: 2, four times (Last: at West Virginia, 2011)
 Long: 49 vs. Arkansas, 2011

FORD'S CAREER RUSHING STATS

YEAR	G-GS	ATT.	YDS.	TD	LG
2010	10-2	45	244	3	36 (TD)
2011	14-3	127	756	7	49
2012	12-0	69	393	3	22
Totals	36-5	241	1,393	13	49

FORD'S CAREER RECEIVING STATS

YEAR	G-GS	REC.	YDS.	TD	LG
2010	10-2	2	30	1	27
2011	14-3	4	10	0	6
2012	12-0	2	29	0	27
Totals	36-5	8	69	1	27

FORD'S CAREER KICKOFF RETURN STATS

YEAR	NO.	YDS.	AVG.	TD	LG
2010	0	0	0	0	0
2011	0	0	0	0	0
2012	18	458	25.4	0	86
Totals	18	458	25.4	0	86



30
James Hairston
 Kickoff/Placekicker
 6-1 • 220 • So. • 1L
 Dallas, Texas (Jesuit College Prep School)

SOPHOMORE SEASON (2012)

Has kicked off in all 12 games ... Possesses a strong leg and serves as the kickoff specialist for the second straight season ... Has produced 40 touchbacks in his career, including 24 in 2012 ... Great accuracy and control on his kicks, as he has only had one ball go out of bounds on a kickoff, and it was on a squib kick ... Set career highs with 10 kickoffs and 642 kickoff yards against Idaho, including four touchbacks ... Kicked off eight times against North Texas with four touchbacks with an average of 62.5 yards (reaching the three-yard line).

CAREER HIGHS

Kickoffs: 10 vs. Idaho, 2012
 Kickoff Yards: 642 vs. Idaho, 2012
 Kickoff Avg.: 67.3 at Tennessee, 2011
 Touchbacks: 5, twice (Last: vs. Washington, 2012; First: vs. Arkansas, 2011)

HAIRSTON'S CAREER KICKOFF STATS

YEAR	G-GS	NO.	YDS.	AVG.	TB	OB
2011	11-0	70	4,601	65.7	16	0
2012	12-0	74	4,521	61.1	24	1
Totals	23-0	144	9,122	63.3	40	1



33
Jeremy Hill
 Running Back
 6-2 • 235 • Fr. • HS
 Baton Rouge, La. (Redemptorist)

• 2012 SEC Co-Freshman Player of the Week (vs. So Car)

TRUE FRESHMAN SEASON (2012)

LSU's leading rusher with 631 yards and 10 TDs ... Made four starts in 10 games played ... Ranks fifth in the SEC in scoring TDs with an average of 6.0 points per game ... His 631 rushing yards ranks as the seventh-most in a season by an LSU freshman running back ... His 10 rushing TDs this season are the most by an LSU true freshman running back since Justin Vincent had 10 in 2003 ... Finished with 77 yards rushing and a TD at Arkansas ... Rushed for a career-high three touchdowns and 77 yards on 20 carries against Ole Miss ... Became the first LSU true freshman running back to run for three TDs in a game since Kevin Faulk did it against North Texas in 1995 ... Made his first career start and rushed for 107 yards and one touchdown on a career-high 29 carries against Alabama ... Became the first LSU true freshman running back in school history to rush for more than 100 yards against Alabama and he became the first LSU running back to rush for 100 yards or more in three consecutive games since Charles Scott did it in the first four games of the 2008 season ... His 29 carries against Alabama are the most in a game by an LSU running back since Joseph Addai rushed 32 times against Florida in 2005 ... Set a career high for the second straight game as he rushed for 127 yards - 101 in the second half - and one TD on 18 carries at Texas A&M, including a 47-yard TD scamper late in the fourth quarter ... Earned SEC Co-Freshman of the Week honors after he set a career high with 124 rushing yards, with 118 coming in the second half, and scored two touchdowns on 17 carries against South Carolina ... Caught a screen pass and took it 20 yards at Florida ... Saw his first action as a Tiger against Idaho and rushed 10 times for 61 yards and two touchdowns ... One of the top running backs coming out of Louisiana in 2010.

CAREER HIGHS

Attempts: 29 vs. Alabama, 2012
 Yards: 127 at Texas A&M, 2012
 Touchdowns: 3 vs. Ole Miss, 2012
 Long: 50 vs. South Carolina, 2012

HILL'S CAREER RUSHING STATS

YEAR	G-GS	ATT.	YDS.	TD	LG
2012	10-4	130	631	10	50
Totals	10-4	130	631	10	50

HILL'S CAREER RECEIVING STATS

YEAR	G-GS	REC.	YDS.	TD	LG
2012	10-4	8	73	0	21
Totals	10-4	8	73	0	21



27
Kenny Hilliard
 Running Back
 6-0 • 231 • So. • 1L
 Patterson, La. (Patterson)

SOPHOMORE SEASON (2012)

Played in 11 games with one start ... LSU's second-leading rusher with 456 yards and six TDs on 80 carries ... Made his first career start at Auburn ... Recorded three straight multi-rushing touchdown games, becoming the first LSU player to do it since LaBrandon Toefield in 2001 (3 vs. Ala, 2 vs. Middle Tenn., 3 vs. Ark) ... Became the first LSU RB to rush for 2 TDs in each of the first three games of the season since Charles Alexander in 1978 ... Cracked the century mark rushing for the second time this season and third in his career with 116 yards and two touchdowns against Idaho ... Ran for two TDs and 46 yards against Washington ... Rushed for a career-high 141 yards and 2 TDs on 13 carries against North Texas ... Joined with Alfred Blue to become the first duo of LSU running backs each to eclipse 100 yards rushing in a season opener since 1982 ... Nephew of former LSU and New Orleans Saints standout running back Dalton Hilliard.

CAREER HIGHS

Attempts: 19 vs. Arkansas, 2011
 Yards: 141 vs. North Texas, 2012
 Touchdowns: 2, six times (Last: vs. Idaho, 2012; First: vs. Auburn, 2011)
 Long: 71 vs. Idaho, 2012

HILLIARD'S CAREER RUSHING STATS

YEAR	G-GS	ATT.	YDS.	TD	LG
2011	13-0	62	336	8	25
2012	11-1	80	456	6	71
Totals	24-1	142	792	14	71

HILLIARD'S CAREER RECEIVING STATS

YEAR	G-GS	REC.	YDS.	TD	LG
2011	13-0	3	13	1	8
2012	11-1	3	21	0	10
Totals	24-1	6	34	1	10



94
Danielle Hunter
 Defensive Line
 6-5 • 235 • Fr. • HS
 Katy, Texas (Morton Ranch)

TRUE FRESHMAN SEASON (2012)
 Has played in 11 games with no starts ... Tallied 12 tackles this season on special teams ... Season high of three tackles against Idaho ... Consistently plays on LSU's kickoff coverage and return units ... Talented true freshman with great size and speed.

CAREER HIGHS
 Total tackles: 3 vs. Idaho, 2012
 Tackles for loss: 0
 Sacks: 0

HUNTERS CAREER DEFENSIVE STATS

YEAR	G-GS	UT	AT	TT	TFL	SACKS	PBU	QBH	INT	FF	FR
2012	11-0	3	9	12	0	0	0	0	0	0	0
Totals	11-0	3	9	12	0	0	0	0	0	0	0



90
Anthony Johnson
 Defensive Tackle
 6-3 • 304 • So. • 1L
 New Orleans, La. (O. Perry Walker)

SOPHOMORE SEASON (2012)
 Has played in 12 games with three starts ... Ranks third on the team with 10.0 TFLs ... Earned four tackles, 2.0 TFLs and one sack against Ole Miss ... Made one TFL versus South Carolina and at Texas A&M ... Posted half a sack at Florida ... Credited with half a sack, 1.0 TFLs and five tackles against Towson ... Tallied his second career sack and made 2.0 TFLs at Auburn ... Made the first start of his career against Idaho and led the team with 1.5 TFLs and added five tackles ... Made his presence known against North Texas when he earned a half tackle for a loss, a PBU and a QB hurry ... Tremendous talent who plays in the defensive tackle rotation.

CAREER HIGHS
 Total tackles: 5, twice (Last: vs. Towson, 2012; First: vs. Idaho, 2012)
 Tackles for loss: 2.0, three times (Last: vs. Ole Miss, 2012; First: at Mississippi State, 2011)
 Sacks: 1.0, three times (Last: vs. Ole Miss, 2012; First: at Mississippi State, 2011)

JOHNSON'S CAREER DEFENSIVE STATS

YEAR	G-GS	UT	AT	TT	TFL	SACKS	PBU	QBH	INT	FF	FR
2011	14-0	6	6	12	3.0-10	1.0-5	0	0	0	0	0
2012	12-3	11	19	30	10.0-37	3.0-24	1	2	0	0	0
Totals	26-3	17	25	42	13.0-47	4.0-29	1	2	0	0	0



45
Deion Jones
 Linebacker
 6-2 • 202 • Fr. • HS
 New Orleans, La. (Jesuit)

TRUE FRESHMAN SEASON (2012)
 Saw action in 12 games with no starts ... Tied his season high with three tackles at Arkansas ... Recovered a fumble on a muffed punt return by Ole Miss ... Recorded three tackles and one TFL at Texas A&M ... Tallied two QB hurries against Towson ... Made his second career tackle for a loss at Auburn ... Posted a tackle for a loss and a quarterback hurry in his first game as a Tiger against North Texas ... Backup at the Will linebacker who sees significant action on special teams.

CAREER HIGHS
 Total tackles: 3, twice (Last: at Arkansas, 2012; First: at Texas A&M, 2012)
 Tackles for loss: 1.0, three times (Last: at Texas A&M, 2012; First: vs. North Texas, 2012)

JONES' CAREER DEFENSIVE STATS

YEAR	G-GS	UT	AT	TT	TFL	SACKS	PBU	QBH	INT	FF	FR
2012	12-0	7	14	21	3.0-12	0	0	3	0	0	1-0
Totals	12-0	7	14	21	3.0-12	0	0	3	0	0	1-0



38
Jamie Keehn
 Punter
 6-4 • 222 • Fr. • HS
 Queensland, Australia (The Rock Hampton GS)

TRUE FRESHMAN SEASON (2012)
 Filled in for an injured Brad Wing against North Texas and punted three times for an average 41 yards with a long of 51 and one punt inside the 20-yard line ... Only played in one game this season ... Did not play football in high school ... Spent time at Prokirk Australia where he developed his punting ability after high school.

KEEHN'S CAREER HIGHS

Punts: 3 vs. North Texas, 2012
 Punting Yards: 123 vs. North Texas, 2012
 Punting Avg.: 41.0 vs. North Texas, 2012
 Long: 51 vs. North Texas, 2012

KEEHN'S CAREER PUNTING TOTALS

YEAR	NO.	YDS.	AVG.	LG	I20	TB	50+
2012	3	123	41.0	51	1	0	1
Totals	3	123	41.0	51	1	0	1



80
Jarvis Landry
 Wide Receiver
 6-1 • 195 • So. • 1L
 Lutchter, La. (Lutchter)

SOPHOMORE SEASON (2012)
 Played in 12 games with one start ... Leads the team with 52 receptions, is tied for the team lead with four receiving TDs and is second in yards with 536 ... Ranks eighth in the SEC in receptions per game at 4.3 ... Made eight catches including a spectacular one-handed grab for a TD in his first start of the year at Arkansas ... Established career highs in receptions (9) and receiving yards (109) against Mississippi State and hauled in a 19-yard TD pass ... Became the first LSU receiver with 100 receiving yards in an SEC game since Rueben Randle (134) against Arkansas last season ... Led the team with eight catches against Alabama for 76 yards and a 14-yard TD reception ... Led the team with four catches for 55 yards against South Carolina ... Recovered a muffed punt against Towson ... Recovered the muffed punt in the third quarter that led to LSU's game-winning field goal at Auburn ... Scored the first touchdown of his career on a seven-yard pass from Zach Mettenberger against Idaho and finished with five catches for 35 yards ... Led all receivers with a career-high eight receptions and 82 yards against North Texas ... Contributes heavily on special teams, including kickoff returns and coverage ... Fantastic receiver with outstanding hands, great route-running ability and solid speed.

CAREER HIGHS

Receptions: 9 vs. Mississippi State, 2012
 Yards: 109 vs. Mississippi State, 2012
 Long: 33 vs. North Texas, 2012
 Touchdowns: 1, four times (Last: at Arkansas, 2012; First: vs. Idaho, 2012)

LANDRY'S CAREER RECEIVING STATS

YEAR	G-GS	REC.	YDS.	TD	LG
2011	14-1	4	43	0	20
2012	12-1	52	536	4	33
Totals	26-2	56	579	4	33

LANDRY'S CAREER KICKOFF RETURN STATS

YEAR	NO.	YDS.	AVG.	TD	LG
2011	1	11	11.0	0	11
2012	4	76	19.0	0	22
Totals	5	87	17.4	0	22



18
Bennie Logan

Defensive Tackle
6-3 • 295 • Jr. • 2L
Coushatta, La. (Red River)

• 2012 All-SEC Second Team (AP)

JUNIOR SEASON (2012)

Made 11 starts in 12 games played ... Blocked a field goal at Arkansas ... Set a career high with seven tackles and added a PBU against Ole Miss ... Had a PBU against Alabama ... Earned a sack, 1.5 TFLs and four tackles at Texas A&M ... Credited with an 11-yard sack and forced fumble at Florida ... Posted 0.5 TFLs, one QB hurry and four tackles against Towson ... Led the team with six tackles, including 0.5 TFL, against Idaho ... Starter at defensive tackle for the second straight year ... Carries on the tradition of the No. 18 jersey that goes to the player that represents the best of what it means to be an LSU Tiger by showing dedication and hard work in every aspect of being a student-athlete.

CAREER HIGHS

Total tackles: 7 vs. Ole Miss, 2012
Tackles for loss: 3.0 at Mississippi State, 2011
Sacks: 1.0, five times (Last: at Texas A&M, 2012)

LOGAN'S CAREER DEFENSIVE STATS

YEAR	G-GS	UT	AT	TT	TFL	SACKS	PBU	QBH	INT	FF	FR
2010	3-0	1	4	5	0.5-1	0	0	0	0	0	0
2011	14-13	22	35	57	6.5-17	3.0-13	1	1	0	1	0
2012	12-11	12	24	36	5.0-19	2.0-15	3	2	0	1	0
Totals	29-24	35	63	98	12.0-37	5.0-28	4	3	0	2	0



64
P.J. Lonergan

Center
6-4 • 305 • Sr. • 3L
New Orleans, La. (Rummel)

• 2012 SEC Offensive Lineman of the Week (vs. Ole Miss)

One of the top centers in college football in 2012 ... Is in his third season as starting center ... LSU is 31-6 in games in which he starts ... One of the strongest players ever to play at LSU as he holds the school record in the clean with a 374-pound lift ... Has a career high of 14.5 knockdowns that he recorded in the 2011 season opener against Oregon ... Played in 41 games during his career with 37 starts.

SENIOR SEASON (2012)

Played in 12 games with 11 starts at center ... Ranks second on the offensive line in snaps played ... Season Totals: 764 snaps, 44.5 knockdowns ... Played 67 snaps and made one knockdown block at Arkansas ... Earned SEC Offensive Lineman of the Week recognition after he posted a season-high 10 knockdowns in 77 snaps against Ole Miss ... Recorded 4.5 knockdowns in 68 plays against Mississippi State ... Played all 84 snaps and registered 3.5 knockdowns versus Alabama ... Led the team with four knockdowns in 72 snaps at Texas A&M ... Played all 81 snaps, posted four knockdowns and anchored a line that paved the way for 258 rushing yards against South Carolina ... Posted one knockdown in 52 plays at Florida ... Played 59 snaps and produced 2.5 knockdowns against Towson ... Registered 5.5 knockdowns in 62 snaps at Auburn ... Talled 2.5 knockdowns in 21 plays against Idaho ... Earned 2.5 knockdowns in 54 plays versus Washington ... Played 67 snaps and tallied 3.5 knockdowns against North Texas in the opener.



6
Craig Loston

Safety
6-2 • 205 • Jr. • 2L
Aldine, Texas (Eisenhower)

• 2012 All-SEC Second Team (AP)
• 2012 SEC Co-Defensive Player of the Week (vs. Miss. State)

JUNIOR SEASON (2012)

Played in 11 games and started at strong safety every time in 2012 ... Recorded an interception for the second straight game as he earned a pick against Ole Miss ... Tied the NCAA and LSU record when he intercepted a pass at the goal line and raced 100 yards for a touchdown to cement LSU's victory against Mississippi State ... Earned SEC Co-Defensive Player of the Week honors for his performance against MSU ... Joins Greg Jackson (1988 vs MSU) and White Graves (1964 vs. Kentucky) as Tigers who returned an interception 100 yards for a touchdown in school history ... Tied for the team lead with seven tackles versus Alabama ... Set a career high with nine tackles and a TFL at Texas A&M ... Recorded his first interception of the season and second of his career on the final play of the game to seal LSU's win against South Carolina ... Tallied a TFL against Towson ... Registered a tackle for a loss at Auburn ... Did not play against Idaho.

CAREER HIGHS

Total tackles: 9 at Texas A&M, 2012
Tackles for loss: 1, four times (Last: at Texas A&M, 2012; First: vs. Ole Miss, 2010)
Interceptions: 1, four times (Last: vs. Ole Miss, 2012; First: vs. ULM, 2010)

LOSTON'S CAREER DEFENSIVE STATS

YEAR	G-GS	UT	AT	TT	TFL	SACKS	PBU	QBH	INT	FF	FR
2010	13-2	12	10	22	1.0-3	0	2	0	1-11	0	0
2011	10-0	8	6	14	0	0	1	0	0	1	0
2012	11-11	25	23	48	3.0-8	0	0	0	3-103	0	0
Totals	34-13	45	39	84	4.0-11	0	3	0	4-114	1	0



23
Lamar Louis

Linebacker
6-0 • 220 • Fr. • HS
Breux Bridge, La. (Breux Bridge)

TRUE FRESHMAN SEASON (2012)

Played in 10 games with five starts in the last six games of the season ... Earned his first career start against South Carolina and posted two tackles and two QB hurries ... Played extensive minutes at Florida and earned four tackles, including three solo stops ... Saw his first action as a Tiger against Idaho and recorded three tackles ... Did not play in the first two games while recovering from an injury sustained during fall camp ... A talented linebacker who enrolled in the spring.

CAREER HIGHS

Total tackles: 4 at Florida, 2012
Tackles for loss: 0

LOUIS' CAREER DEFENSIVE STATS

YEAR	G-GS	UT	AT	TT	TFL	SACKS	PBU	QBH	INT	FF	FR
2012	10-5	5	8	13	0	0	0	2	0	0	0
Totals	10-5	5	8	13	0	0	0	2	0	0	0



14
Terrence Magee

Wide Receiver/Running Back
5-9 • 212 • So. • 5Q
Franklinton, La. (Franklinton)

SOPHOMORE SEASON (2012)

Played in nine games with no starts ... Made his first career reception for seven yards against Idaho ... Made the transition to wide receiver during fall camp but can also line up in the backfield.

RUSHING CAREER HIGHS

Attempts: 12 vs. Kentucky, 2011
Yards: 55 at Ole Miss, 2011
Touchdowns: 1 vs. Kentucky, 2011
Long: 35 at Ole Miss, 2011

RECEIVING CAREER HIGHS

Receptions: 1 vs. Idaho, 2012
Yards: 7 vs. Idaho, 2012
Long: 7 vs. Idaho, 2012

MAGEE'S CAREER RUSHING STATS

YEAR	G-GS	ATT.	YDS.	TD	LG
2011	5-0	27	133	1	35
2012	9-0	1	0	0	0
Totals	14-0	28	133	1	35

MAGEE'S CAREER RECEIVING STATS

YEAR	G-GS	REC.	YDS.	TD	LG
2011	5-0	0	0	0	0
2012	9-0	1	7	0	7
Totals	14-0	1	7	0	7



26
Ronald Martin

Safety
6-1 • 202 • So. • 1L
White Castle, La. (White Castle)

SOPHOMORE SEASON (2012)

Played in all 12 games with one start against Idaho ... Earned a season-best five tackles on four occasions - against Idaho, Towson, Alabama and Arkansas ... Recorded two interceptions, including one he returned 45 yards for a touchdown, in his first career start against Idaho ... Forced a fumble at Texas A&M ... Opened the season against North Texas with half a tackle for a loss ... Talented athlete who serves as the backup to Eric Reid at free safety.

CAREER HIGHS

Total tackles: 5, four times (Last: at Arkansas, 2012; First: vs. Idaho, 2012)
Tackles for loss: 0.5, twice (Last: vs. Idaho, 2012; First: vs. North Texas, 2012)
Interceptions: 2 vs. Idaho, 2012

MARTIN'S CAREER DEFENSIVE STATS

YEAR	G-GS	UT	AT	TT	TFL	SACKS	PBU	QBH	INT	FF	FR
2011	3-0	2	1	3	0	0	2	0	0	0	0
2012	12-1	17	16	33	1.0-1	0	0	0	2-45	1	0
Totals	15-1	19	17	36	1.0-1	0	2	0	2-45	1	0



8
Zach Mettenberger
 Quarterback
 6-5 • 230 • Jr. • 1L
 Watkinsville, Ga. (Butler (Kan.) Comm. College)

The starting quarterback for LSU after spending last season as the No. 3 QB ... Has developed into a team leader with a great command of the offense ... Named a permanent team captain for the 2012 season in a vote by his teammates ... Spent one year at Georgia before transferring to Butler (Kan.) Community College for the 2010 season ... Played one season at Butler Community College leading him team to an 11-1 record and a berth in the JUCO National Championship Game ... Has played in 17 games at LSU with 12 starts.

JUNIOR SEASON (2012)

Started all 12 games ... Season passing stats: 193-329 for 2,489 yards, 11 TDs, 6 INTs ... Ranks eighth in the SEC in passing yards a game at 207.4 ... Ranks sixth in LSU single season passing yards with 2,489, trailing Jeff Wickersham's 2,542 yards for fifth ... Tied for sixth place in LSU single season completions, equaling Jeff Wickersham's 193 in 1983 ... Ranks eighth in single season attempts at LSU behind Josh Booty's 333 in 1999 ... Wrapped up the regular season with at Arkansas by going 16-29 for 217 yards and one TD ... Saw his streak of 130 consecutive passes without an interception come to an end against Ole Miss, but that streak ranks third in LSU history ... Has eclipsed 270 yards or more passing in three straight SEC games - 298 vs Alabama, 273 vs MSU, 282 vs Ole Miss ... Became the first LSU quarterback with three-straight games with 250 or more passing yards against SEC opponents since Tommy Hodson did it in 1989 against Kentucky (283), Tennessee (438) and Ole Miss (381) ... Completed 22-37 passes for 282 yards, no TDs and two INTs against Ole Miss ... Threw for 273 yards and two touchdowns on 19-of-30 passing against Mississippi State ... Fired a 19-yard TD pass to Jarvis Landry and a 20-yard TD pass to Spencer Ware against the Bulldogs ... Set career highs in completions (24), attempts (35) and yards (298) against Alabama with a 14-yard TD to Jarvis Landry ... His 298 passing yards and 24 completions against Alabama represent the most by an LSU quarterback in an SEC game since Matt Flynn threw for 353 yards on 24 completions against Alabama in 2007 ... Completed 11-29 passes for 97 yards and one 29-yard TD to Kadron Boone at Texas A&M ... Finished 12-25 for 148 yards and one interception against South Carolina ... Completed 11-25 passes for 158 yards and one INT at Florida ... Threw for a career-high 238 yards on 15-26 passing with two touchdowns against Towson ... Finished 15-27 for 169 yards with no TDs or INTs at Auburn ... Registered his first multi-touchdown game of his LSU career, finishing 17-22 for 222 yards, two TDs and one INT against Idaho ... Completed 12-18 passes for 195 yards and a touchdown against Washington ... Made his first career start for LSU against North Texas and finished 19-26 for 192 yards with one touchdown and one interception ... His 19 completions are the second most by an LSU quarterback making his first start dating back to 1980.

CAREER HIGHS

Attempts: 37 vs. Ole Miss, 2012
 Completions: 24 vs. Alabama, 2012
 Yards: 298 vs. Alabama, 2012
 Touchdowns 2, three times (Last: vs. Mississippi State, 2012; First: vs. Idaho, 2012)

METTENBERGER'S CAREER PASSING TOTALS

YEAR	G-GS	COMP.-ATT.-INT.	YDS.	TD	LG
2011	5-0	8-11-0	92	1	24
2012	12-12	193-329-6	2,489	11	56
Totals	17-12	201-340-6	2,581	12	56



28
Jalen Mills
 Cornerback
 6-0 • 185 • Fr. • HS
 DeSoto, Texas (DeSoto)

- 2012 Freshman All-America First Team (Scout.com, Sporting News)
- 2012 SEC Freshman of the Week (vs. Washington)

TRUE FRESHMAN SEASON (2012)

Started all 12 games at cornerback ... Ranks fourth on the team with 52 total tackles ... Set season highs with nine tackles and two PBUs at Arkansas ... Tallied a PBU and four tackles against Alabama ... Credited with six tackles and one PBU versus Towson ... Made his second interception in as many games and tied for the team lead in tackles with six against Idaho ... Earned SEC Freshman of the Week honors after he made his first career interception and finished with seven tackles and a PBU against Washington ... Earned his first start against North Texas and tallied four tackles ... Showed tremendous ability to pick up the defense and make plays in fall camp ... Took over as a starting cornerback after the dismissal of Tyrann Mathieu.

CAREER HIGHS

Total tackles: 9 at Arkansas, 2012
 Interceptions: 1, twice (Last: vs. Idaho, 2012; First: vs. Washington, 2012)
 Pass Breakups: 2 at Arkansas, 2012

MILLS' CAREER DEFENSIVE STATS

YEAR	G-GS	UT	AT	TT	TFL	SACKS	PBU	QBH	INT	FF	FR
2012	12-12	33	19	52	0	0	5	0	2-18	0	0
Totals	12-12	33	19	52	0	0	5	0	2-18	0	0



49
Barkevious Mingo
 Defensive End
 6-5 • 240 • Jr. • 2L
 West Monroe, La. (West Monroe)

- 2012 All-SEC Second Team (AP, Coaches)

One of the top defensive ends in the country with exceptional quickness and tenacity to get to the quarterback ... Tremendous leadership qualities and was honored with the Tigers' most prestigious spring award in 2012, the Jimmy Taylor Award for outstanding leadership, effort and performance ... Has tallied 26 tackles for a loss in his career ... Has played in 39 games with 14 starts.

JUNIOR SEASON (2012)

Started nine times in 12 games played ... Posted a sack, four tackles and a QB hurry versus Mississippi State ... Recorded a PBU and 0.5 tackles for a loss against Alabama ... Earned a sack, three solo tackles, one fumble recovery, one PBU and one QB hurry at Texas A&M ... Tallied a sack and a QB hurry along with four tackles against South Carolina ... Recovered a fumble at Florida ... Posted his first sack of the season and finished with two QB hurries and four tackles against Towson ... Opened the season against North Texas and tallied six tackles, one TFL and one QB hurry.

CAREER HIGHS

Total tackles: 8 vs. Western Kentucky, 2011
 Tackles for loss: 3.0 vs. Arkansas, 2011
 Sacks: 2.0, twice (Last: vs. Arkansas, 2011; First: vs. Auburn, 2011)

MINGO'S CAREER DEFENSIVE STATS

YEAR	G-GS	UT	AT	TT	TFL	SACKS	PBU	QBH	INT	FF	FR
2010	13-1	18	17	35	5.5-41	2.5-21	6	4	0	2	1-0
2011	14-4	21	25	46	15.0-93	8.0-60	2	11	0	1	0
2012	12-9	19	14	33	5.5-32	4.0-25	3	12	0	0	2-0
Totals	39-14	58	56	114	26.0-166	14.5-106	11	27	0	3	3-0



46
Kevin Minter
 Linebacker
 6-2 • 245 • Jr. • 2L
 Suwanee, Ga. (Peachtree Ridge)

- 2012 Butkus Award Finalist
- 2012 First Team All-American (Sports Illustrated)
- 2012 Second Team All-American (AP, Walter Camp, Scout.com)
- 2012 Third Team All-American (CBSsports.com)
- 2012 All-SEC First Team (AP, Coaches, CBSsports.com, ESPN.com)
- 2012 Walter Camp Nat Def Player of the Week (at A&M)
- 2012 Chuck Bednarik Nat Def Player of the Week (at A&M)
- 2012 Bronko Nagurski Nat Def Player of the Week (at A&M)
- 2012 SEC Defensive Player of the Week (at Texas A&M)
- 2012 SEC Co-Defensive Player of the Week (at Florida)

JUNIOR SEASON (2012)

Started all 12 games at middle linebacker ... Received the Charles McClendon Award as the team MVP and was named a permanent team captain for the 2012 season in a vote by his teammates ... Leads the team with 111 total tackles and 13.5 tackles for a loss ... Ranks third in the SEC in tackles and fourth in TFLs ... Tallied his fourth double-digit tackle game of the season with 10 stops at Arkansas ... Led the team with 11 tackles, including 2.0 TFLs, against Ole Miss ... Posted eight tackles, including two tackles for a loss, against Mississippi State ... Tied for the team lead with seven tackles against Alabama, and he added a PBU and QB hurry against the Tide ... Racked up several national and SEC Defensive Player of the Week awards after he led the team in tackles for the fifth time this season with 12 stops, one sack, his first career interception, one PBU and two QB hurries at Texas A&M ... Racked up nine tackles and one QB hurry versus South Carolina ... Earned SEC Co-Defensive Player of the Week honors after a record-breaking performance at Florida in which he had a career-high 20 tackles (17 solo), 3.0 TFLs, 2.0 sacks and one forced fumble ... His 20 tackles against the Gators are the second-most in LSU single-game history, equaling the total that Rudy Harmon (1988) and Toby Caston (1986) produced, and are one short of the school-record 21 recorded by Al Richardson versus South Carolina in 1982 ... His 17 solo tackles at Florida are the most by anyone in the nation this season and shattered the school record, eclipsing the mark of 15 set by Ali Highsmith (2007), Trev Faulk (2000) and Charles Smith (1999) ... Led the team with nine stops, including 1.5 TFLs, against Towson ... Posted four solo tackles and one TFL at Auburn ... Tied for the team lead with six tackles against Idaho and added 1.5 TFLs ... Tallied nine tackles, 0.5 TFLs and two PBUs against Washington ... Compiled six tackles, one tackle for a loss and one PBU against North Texas.

CAREER HIGHS

Total tackles: 20 at Florida, 2012
 Tackles for loss: 3.0 at Florida, 2012
 Sacks: 2.0 at Florida, 2012
 Interceptions: 1 at Texas A&M, 2012

MINTER'S CAREER DEFENSIVE STATS

YEAR	G-GS	UT	AT	TT	TFL	SACKS	PBU	QBH	INT	FF	FR
2010	11-0	5	10	15	0	0	0	0	0	0	0
2011	14-11	21	40	61	3.5-15	1.0-7	1	0	0	1	1-0 (TD)
2012	12-12	48	63	111	13.5-45	3.0-23	5	4	1-4	1	0
Totals	37-23	74	113	187	17.0-60	4.0-30	6	4	1-4	2	1-0 (TD)



99

Sam Montgomery

Defensive End
6-5 • 260 • Jr. • 2L
Greenwood, S.C. (Greenwood)

- 2012 Ted Hendricks Award Finalist
- 2012 Second Team All-American (Walter Camp, Sports Illustrated)
- 2012 Third Team All-American (AP, CBSsports.com)
- 2012 All-SEC First Team (Coaches, CBSsports.com, ESPN.com)
- 2012 All-SEC Second Team (AP)
- 2012 SEC Defensive Lineman of the Week (vs. So. Car.)
- 2012 SEC Defensive Player of the Week (at Auburn)
- 2012 SEC Co-Defensive Lineman of the Week (vs. Wash.)

One of college football's most dominant defensive ends ... A returning first-team All-American who teams with Barkevious Mingo to form one of the nation's most terrorizing defensive end tandems ... Has tallied 31.5 tackles for a loss in his career, which ranks ninth in LSU career history ... Racked up 18.0 sacks in his career, tying James Gilyard (1992-95) and Michael Brooks (1983-86) for eighth place in school history ... Has played in 31 games with 25 starts.

JUNIOR SEASON (2012)

Started nine times in 12 games played ... Ranks fifth in the SEC in sacks with 7.0 and eighth in tackles for a loss with 12.0 ... Leads the team in sacks and is second in TFLs ... Earned a sack for the third straight game against Ole Miss ... Registered a sack and a PBU versus Mississippi State ... Recorded a sack, recovered a fumble and earned three tackles against Alabama ... Picked up SEC Defensive Lineman of the Week honors after he tied his career high with 2.0 sacks and forced a fumble against South Carolina ... Tallied 0.5 TFLs against Towson ... Earned SEC Defensive Player of the Week honors after he set a career high with 3.5 TFLs, including a sack, at Auburn and scored the first points of the game when he was credited with a safety after tackling an Auburn running back in the endzone ... Picked up SEC Co-Defensive Lineman of the Week recognition after he provided constant pressure on Washington, finishing with three QB hurries, one sack and 1.5 TFL.

CAREER HIGHS

Total tackles: 6, five times (Last: at Alabama, 2011)
Tackles for loss: 3.5 at Auburn, 2012
Sacks: 2.0, twice (Last: vs. South Carolina, 2012; First: at Alabama, 2011)

MONTGOMERY'S CAREER DEFENSIVE STATS

YEAR	G-GS	UT	AT	TT	TFL	SACKS	PBU	QBH	INT	FF	FR
2010	5-5	6	12	18	6.0-25	2.0-16	0	0	0	0	0
2011	14-11	23	26	49	13.5-63	9.0-55	0	1	0	1	0
2012	12-9	15	17	32	12.0-51	7.0-37	2	3	0	1	1-0
Totals	31-25	44	55	99	31.5-139	18.0-108	2	4	0	2	1-0



43

Connor Neighbors

Fullback
5-11 • 236 • So. • SQ
Huntsville, Ala. (Huntsville)

SOPHOMORE SEASON (2012)

Played in 17 games during his career, including 12 this season, with no starts ... Made his first career carry against Washington and picked up five yards ...

Backup fullback behind J.C. Copeland ... Good blocker who is extremely aggressive.

NEIGHBORS' CAREER RUSHING STATS

YEAR	G-GS	ATT.	YDS.	TD	LG
2010	1-0	0	0	0	0
2011	4-0	0	0	0	0
2012	12-0	1	5	0	5
Totals	17-0	1	5	0	5



55

Elliott Porter

Center
6-4 • 300 • So. • SQ
Waggaman, La. (Kentucky)

SOPHOMORE SEASON (2012)

Played in 10 games with one start against Idaho ... Season Totals: 71 snaps, 4 knockdowns ... Saw one offensive snap against Alabama and at Arkansas ...

... Played two offensive snaps against South Carolina and at Texas A&M ... Only played one offensive snap at Florida ... Did not play against Towson ... Came in for P.J. Lonergan on the first drive of the game at Auburn and played eight snaps with one knockdown ... Made his first career start at center against Idaho and made two knockdowns in 39 snaps ... Saw action at center in 15 plays and recorded one knockdown against Washington ... Played his first snaps as a Tiger late in the opener against North Texas ... Established himself as the backup at center entering the season ... Transferred to LSU in 2011 after enrolling at Kentucky as a freshman in 2010 ... Sat out the 2011 season due to NCAA transfer rules.



59

Jermauria Rasco

Defensive Line
6-3 • 255 • So. • 1L
Shreveport, La. (Evangel Christian)

SOPHOMORE SEASON (2012)

Saw action in 12 games with no starts ... Forced a fumble and made a tackle for a loss against North Texas in the opener ... Rotates in to the game behind Barkevious Mingo at defensive end ... Gifted pass rusher who is extremely athletic.

CAREER HIGHS

Total tackles: 4 vs. Florida, 2011
Tackles for loss: 1.0, four times (Last: vs. North Texas, 2012)
Sacks: 1.0, twice (Last: vs. Georgia, 2011; First: vs. Auburn, 2011)

RASCO'S CAREER DEFENSIVE STATS

YEAR	G-GS	UT	AT	TT	TFL	SACKS	PBU	QBH	INT	FF	FR
2011	9-0	10	7	17	3.5-21	2.0-17	0	0	0	0	0
2012	12-0	2	8	10	2.0-3	0	0	1	0	1	0
Totals	21-0	12	15	27	5.5-24	2.0-17	0	1	0	1	0



1

Eric Reid

Safety
6-2 • 212 • Jr. • 2L
Geismar, La. (Dutchtown)

- 2012 First Team All-American (AFCA Coaches, FWAA, ESPN, ESPN.com, Scout.com)
- 2012 Second Team All-American (AP, Walter Camp, Athlon Sports, CBSsports.com, Sports Illustrated)
- 2012 All-SEC First Team (AP, Coaches, CBSsports.com, ESPN.com)

One of the nation's premier safeties who is a leader on and off the field for the Tigers ... A strong athlete who uses his size and instincts on the field to put himself in a position to make plays ... Named a permanent team captain for the 2012 season in a vote by his teammates ... Has made 28 career starts in 38 games played.

JUNIOR SEASON (2012)

Started all 12 games at safety ... Ranks third on the team with 81 tackles ... Tallied two PBUs at Arkansas ... Finished second on the team with 10 tackles against Ole Miss ... Tied for the team lead for the second straight game with nine tackles against Mississippi State ... Tied for the team lead with seven tackles against Alabama ... Equalled his career high with 11 total tackles at Texas A&M ... Picked off his second pass of the season and returned it 29 yards against South Carolina ... Finished third on the team with six tackles at Florida ... Led the team with seven tackles, including one TFL, at Auburn ... Posted seven tackles, an interception and a PBU against North Texas ... Starter at free safety for the second straight season.

CAREER HIGHS

Total tackles: 11, twice (Last: at Texas A&M, 2012; First: vs. Alabama, 2012 BCS National Championship Game)
Tackles for loss: 1.0, four times (Last: at Auburn, 2012)
Interceptions: 1, six times (Last: vs. South Carolina, 2012)

REID'S CAREER DEFENSIVE STATS

YEAR	G-GS	UT	AT	TT	TFL	SACKS	PBU	QBH	INT	FF	FR
2010	13-3	14	18	32	1.5-2	0	1	0	2-65	0	0
2011	13-13	53	23	76	2.0-10	0	3	0	2-10	2	1-3
2012	12-12	37	44	81	1.0-1	0	6	0	2-29	0	0
Totals	38-28	104	85	184	4.5-13	0	10	0	6-104	2	1-3



17

Stephen Rivers

Quarterback
6-8 • 225 • Fr. • RS
Athens, Ala. (Athens)

REDSHIRT FRESHMAN SEASON (2012)

Played in four games with no starts ... Came in for one play against Ole Miss, subbing in for an injured Zach Mettenberger, and threw an incomplete pass ... Threw the first pass of his career against Idaho but it was incomplete ... Saw his first action as a Tiger against North Texas, rushed for two yards and did not throw a pass ... Talented quarterback who is the backup at quarterback behind Zach Mettenberger ... Comes from a great football family as the son of a high school football coach and brother of San Diego Chargers quarterback Philip Rivers ... Has gained over 30 pounds since joining the Tigers a year ago ... Nicknamed "Moon" as in Moon River by quarterback coach Steve Kragthorpe.

CAREER HIGHS

Attempts: 1, twice (Last: vs. Ole Miss, 2012; First: vs. Idaho, 2012)
Completions: 0

RIVERS' CAREER PASSING TOTALS

YEAR	G-GS	COMP.-ATT.-INT.	YDS.	TD	LG
2012	4-0	0-2-0	0	0	0
Totals	4-0	0-2-0	0	0	0



39 Jerquinick Sandolph

Safety
6-2 • 190 • Fr. • HS
Boutte, La. (Hahnville)

TRUE FRESHMAN SEASON (2012)

Saw action in eight games with no starts ... Plays consistently on the kickoff and punt coverage units ... Recovered a fumble on punt coverage against Alabama ... Picked up two tackles against Idaho ... Made his first career appearance as a Tiger against North Texas and saw extensive action on special teams ... Talented defensive back who projects as a safety at LSU.

SANDOLPH'S CAREER DEFENSIVE STATS

YEAR	G-GS	UT	AT	TT	TFL	SACKS	PBU	QBH	INT	FF	FR
2012	8-0	1	3	4	0	0	0	0	0	0	1-0
Totals	8-0	1	3	4	0	0	0	0	0	0	1-0



10 Russell Shepard

Wide Receiver
6-1 • 195 • Sr. • 3L
Houston, Texas (Cypress Ridge)

Multi-threat player who has settled in at wide receiver ... Senior leader of a talented group of receivers ... Lined up at three positions – quarterback, running back, and wide receiver – during his first two years with the Tigers

... Came to LSU as the nation's top dual-threat quarterback as a senior in high school in 2008 ... Played in 48 games during his career, starting 14 times.

SENIOR SEASON (2012)

Started once in 12 games played this season ... Rushed a career-high eight times for 33 yards against Mississippi State ... Gained 22 yards rushing on three carries with a long of 19 against Alabama ... Posted a career-high 78-yard TD run against Towson ... Set a career high with 68 yards receiving on three catches against Idaho and added 24 rushing yards on three carries ... Listed behind Odell Beckham Jr. at the X position.

CAREER RECEIVING HIGHS

Receptions: 7 vs. McNeese State, 2010
Yards: 68 vs. Idaho, 2012
Touchdowns: 1, five times (Last: vs. Arkansas, 2011)
Long: 37 vs. Florida, 2011

CAREER RUSHING HIGHS

Attempts: 8 vs. Mississippi State, 2012
Yards: 78 vs. Towson, 2012
Touchdowns: 1, five times (Last: vs. Towson, 2012)
Long: 78 vs. Towson, 2012

SHEPARD'S CAREER RECEIVING STATS

YEAR	G-GS	REC.	YDS.	TD	LG
2009	12-0	5	34	0	13
2010	13-9	33	249	1	22
2011	11-4	14	190	4	37
2012	12-1	6	92	0	33
Totals	48-14	58	565	5	37

SHEPARD'S CAREER RUSHING TOTALS

YEAR	G-GS	ATT.	YDS.	TD	LG
2009	12-0	45	294	2	69
2010	13-9	32	226	2	50
2011	11-4	7	52	0	18
2012	12-1	20	161	1	78
Totals	48-14	104	733	5	78



24 Tharold Simon

Cornerback
6-3 • 193 • Jr. • 2L
Eunice, La. (Eunice)

JUNIOR SEASON (2012)

Started all 12 games at cornerback ... Leads the team in pass breakups with eight and INTs with four ... Ranks third in the SEC in interceptions at 0.33 per game ... Ranks fourth in the SEC in passes defended at 1.00 a game ... Tallied his fourth INT of the season and two PBUs at Arkansas ... Recorded an interception and two PBUs against Ole Miss ... Finished with five tackles and a PBU versus Mississippi State ... Picked off a pass and tallied five tackles at Texas A&M ... Recovered a fumble against Towson ... Recorded his first interception of the season and fourth of his career at Auburn on the final play of the game to seal LSU's win ... Exceptional cover corner with great size and quickness who ranks among the best in the SEC ... Took over for the departed Morris Claiborne as the full-time starter at corner.

CAREER HIGHS

Total tackles: 8, twice (Last: at Mississippi State, 2011)
Tackles for loss: 1.0, twice (Last: at West Virginia, 2011)
PBUs: 3 vs. Oregon, 2011
Interceptions: 1, seven times (Last: at Arkansas, 2012)

SIMON'S CAREER DEFENSIVE STATS

YEAR	G-GS	UT	AT	TT	TFL	SACKS	PBU	QBH	INT	FF	FR
2010	8-0	3	6	9	0	0	3	0	1-0	0	0
2011	13-2	30	12	42	2.5-5	0	10	1	2-(-2)	1	0
2012	12-12	28	10	38	0	0	8	0	4-43	0	1-0
Totals	33-14	61	28	89	2.5-5	0	21	1	7-41	1	1-0



12 Corey Thompson

Safety
6-2 • 210 • Fr. • HS
Missouri City, Texas (Fort Bend Elkins)

TRUE FRESHMAN SEASON (2012)

Played in 12 games with no starts ... Tied his season high with three tackles versus Mississippi State ... Posted three tackles against Towson ... Made the first tackles of his career against Washington ... Saw his first career action against North Texas ... Plays extensively on the kickoff coverage team.

CAREER HIGHS

Total tackles: 3, twice (Last: vs. Mississippi State; First: vs. Towson, 2012)
Tackles for loss: 0

THOMPSON'S CAREER DEFENSIVE STATS

YEAR	G-GS	UT	AT	TT	TFL	SACKS	PBU	QBH	INT	FF	FR
2012	12-0	4	5	9	0	0	0	0	0	0	0
Totals	12-0	4	5	9	0	0	0	0	0	0	0



56 Trai Turner

Offensive Guard
6-3 • 306 • Fr. • RS
New Orleans, La. (St. Augustine)

REDSHIRT FRESHMAN SEASON (2012)

Entered the season as the backup to Josh Williford at right guard, he has assumed the starting spot ... Has appeared in 11 games this season with six starts ... Season Totals: 512 snaps, 45.5 knockdowns ... Second on the team with 6.5 knockdowns in 67 snaps at Arkansas ... Posted a career-high 12 knockdowns to lead the team in 77 plays against Ole Miss ... Led the team with 5.5 knockdowns in 68 snaps against Mississippi State ... Earned a season-best six knockdowns in 84 snaps against Alabama ... Played 71 snaps and earned three knockdowns at Texas A&M ... Made his first career start at right guard against South Carolina and recorded four knockdowns in 81 snaps ... Came in for an injured Williford at Florida and earned a team-best 3.5 knockdowns in 36 snaps ... Only saw action in two snaps against Towson ... Did not play at Auburn ... Posted four knockdowns in 17 plays against Idaho ... Tallied one knockdown in seven snaps versus Washington ... Saw his first action as a Tiger against North Texas, playing two offensive snaps ... Redshirted as a true freshman in 2011.



11
Spencer Ware
 Running Back
 5-11 • 225 • Jr. • 2L
 Cincinnati, Ohio (Princeton)

JUNIOR SEASON (2012)

Started four times in 11 games this season ... Tallied his first rushing TD of the season on a one-yard run against Ole Miss and also caught a crucial two-point conversion to go along with a career-high four receptions ... Made two catches for 32 yards out of the backfield with a spectacular 20-yard diving catch for a touchdown against Mississippi State ... Caught a career-long 38-yard pass from Zach Mettenberger against Alabama ... Carried 14 times, including two rushes while lined up at quarterback, for 55 yards against South Carolina and had one reception for 27 yards ... Made one catch for 20 yards at Florida ... Led the team with 90 rushing yards on 16 carries and added two catches for 44 yards at Auburn ... Did not play against Idaho ... Limited early on after being injured much of fall camp ... The most experienced running back on the squad with appearances in 35 games and 14 career starts.

CAREER RUSHING HIGHS

Attempts: 26 vs. Oregon, 2011
 Yards: 109 vs. Florida, 2011
 Touchdowns: 2, twice (Last: vs. Florida, 2011)
 Long: 35 at Ole Miss, 2011

CAREER RECEIVING HIGHS

Receptions: 4 vs. Ole Miss, 2012
 Yards: 44 at Auburn, 2012
 Touchdowns: 1, twice (Last: vs. Mississippi State, 2012; First: at Tennessee, 2011)
 Long: 38 vs. Alabama, 2012

WARE'S CAREER RUSHING STATS

YEAR	G-GS	ATT.	YDS.	TD	LG
2010	11-0	24	175	1	26
2011	13-10	177	707	8	35
2012	11-4	91	358	1	30
Totals	35-14	292	1,240	10	35

WARE'S CAREER RECEIVING STATS

YEAR	G-GS	REC.	YDS.	TD	LG
2010	11-0	10	101	0	29
2011	13-10	11	73	1	13
2012	11-4	15	212	1	38
Totals	35-14	36	386	2	38



74
Josh Williford
 Guard
 6-7 • 332 • Jr. • 2L
 Dothan, Ala. (Houston Academy)

JUNIOR SEASON (2012)

Played in 31 games during his career, starting 19 times (18 at right guard, 1 at left guard) ... Season Totals: 339 snaps, 32 knockdowns ... Started the first six games of the season at right guard before missing the last six with an injury ... Expected to be available for the bowl game ... Played 18 snaps and recorded one knockdown at Florida before leaving the game with an injury ... Made 7.5 knockdowns in 59 snaps against Towson, marking the third-straight game he led the team in knockdown blocks ... Led the team for the second-straight game with 6.5 knockdowns in 70 plays at Auburn ... Led the team with six knockdowns in 59 snaps against Idaho ... Produced 3.5 knockdowns in 66 snaps versus Washington ... Started at right guard against North Texas and led all offensive linemen with 7.5 knockdowns in 67 snaps ... Holds a career high of 8.5 knockdowns he earned against Florida in 2011.



38
Brad Wing
 Punter
 6-3 • 197 • So. • 1L
 Melbourne, Australia (Parkview Baptist)

- 2012 Second Team All-American (Scout.com)
- 2012 Honorable Mention All-American (Sports Illustrated)

One of the nation's elite punters ... A left-footed punter who can actually boot it with either foot ... A product of Australian Rules football ... In 2011 became only the second LSU player in history to earn first-team All-America honors as a punter ... Ranks first in LSU career punting average at 44.6 yards a punt ... Has placed 48 of his 118 career punts (41 percent) inside the opponent's 20-yard line with 15 touchbacks.

SOPHOMORE SEASON (2012)

Played in 11 games this season ... Ranks fourth in the SEC with an average of 44.8 yards a punt ... Boomed a season-long 69-yard punt at Arkansas, which ties as the fifth-longest punt in LSU history ... Punted five times against Ole Miss and landed three inside the 20 while averaging 44.8 yards a punt ... Placed two of his three punts inside the 20 against Mississippi State ... Averaged 49.0 yards on four punts against Alabama with two inside the 20, one touchback and a long of 64 ... Punted 10 times with a 45.1-yard average, a long of 65, five of 50-plus yards and one downed inside the 20 at Texas A&M ... Only averaged 33.5 yards a punt on four punts against South Carolina ... Averaged 45.6 yards a punt and placed three of his seven punts inside the 20-yard line at Florida ... Punted two balls inside the Towson 20-yard line and had a long of 50 ... Placed three punts inside the 20 with a long of 60 and 42.2-yard average at Auburn ... Averaged 45.2 yards a punt on five punts against Idaho, placing three inside the 20 ... Set a career high with a 54.3-yard average on three punts against Washington, placing one inside the 20 with a long of 62 ... Missed the season opener with an injury.

WING'S CAREER HIGHS

Punts: 10 at Texas A&M, 2012
 Punting Yards: 451 at Texas A&M, 2012
 Punting Avg.: 54.3 vs. Washington, 2012
 Long: 73 at Alabama, 2011

WING'S CAREER PUNTING TOTALS

YEAR	NO.	YDS.	AVG.	LG	I20	TB	50+
2011	59	2,618	44.4	73	27	5	20
2012	59	2,643	44.8	69	21	10	19
Totals	118	5,261	44.6	73	48	15	39



82
James Wright
 Wide Receiver
 6-2 • 203 • Jr. • 2L
 Belle Chasse, La. (Belle Chasse)

JUNIOR SEASON (2012)

Made four starts in 11 games played ... Set a career high with five receptions for 75 yards against Washington ... Caught a career-long 48-yard reception on a great diving play against Ole Miss and finished with three grabs for 64 yards ... Hauled in a 36-yard reception to set up LSU's touchdown right before halftime against Mississippi State ... Did not play against Idaho ... Listed as the backup X receiver for the Tigers ... One of the best blocking receivers on the team.

CAREER HIGHS

Receptions: 5 vs. Washington, 2012
 Yards: 75 vs. Washington, 2012
 Touchdowns: 0
 Long: 48 vs. Ole Miss, 2012

WRIGHT'S CAREER RECEIVING STATS

YEAR	G-GS	REC.	YDS.	TD	LG
2010	12-0	2	21	0	13
2011	14-2	5	41	0	13
2012	11-4	18	242	0	48
Totals	37-6	25	304	0	48


1968 Peach Bowl

LSU



#19 Florida State 27

LSU 31



Dec. 30, 1968 • Grant Field • Atlanta, Ga. • 35,545

LSU Rallies to Beat Florida State in Inaugural Peach Bowl

LSU fumbled the opening kickoff and spotted 19th-ranked Florida State an early 13-0 lead as the Tigers, under head coach Charles McClendon, played in the inaugural Peach Bowl (now Chick-fil-A) on Dec. 30, 1968 at Grant Field in Atlanta. LSU needed a late fourth-quarter touchdown to beat the Seminoles as the Tigers won a bowl game for the fifth time in six tries under McClendon to finish 8-3 overall in 1968. Florida State scored on its first offensive play of the game after recovering an LSU fumble on the opening kickoff as the Seminoles built a 13-0 lead early in the second quarter. LSU seized the momentum when Craig Burns returned a punt 39 yards for a touchdown leading to 24 unanswered points for the Tigers. LSU built a 24-13 lead going into the fourth quarter before Florida State scored TDs on back-to-back possessions, the last coming after another LSU fumble on a kickoff return, to regain the advantage at 27-24 with six minutes left. From there, LSU's Mike Hillman guided the Tigers on a 9-play, 61-yard drive, which included completing a 20-yard pass to Tommy Morel on 3rd-and-19 at the Florida State 37-yard line. LSU scored two plays later when Maurice LeBlanc punched across what proved to be the game-winning touchdown on a 2-yard run with just over two minutes left, giving the Tigers a 31-27 lead. LSU forced Florida State to turn the ball over on downs on its following possession as LSU was able to run out the clock to clinch the 31-27 win over the 19th-ranked Seminoles.

Scoring

Florida State	7	6	0	14	-27
LSU	0	10	14	7	-31

FSU	1Q	Bailey 36 run (Guthrie kick)
FSU	2Q	Gunter 21 pass from Cappleman (kick failed)
LSU	2Q	Burns 39 punt return (Lumpkin kick)
LSU	2Q	Lumpkin 22 FG
LSU	3Q	Hamlett 11 pass from Hillman (Lumpkin kick)
LSU	3Q	Stober 11 pass from Hillman (Lumpkin kick)
FSU	4Q	Sellers 2 pass from Cappleman (pass failed)
FSU	4Q	Sellers 4 pass from Cappleman (Glass pass from Cappleman)
LSU	4Q	LeBlanc 2 run (Lumpkin kick)

Team Stats

	FSU	LSU
FIRST DOWNS	19	22
RUSHING	6	8
PASSING	12	12
PENALTY	1	2
RUSHING ATTEMPTS	34	43
YARDS GAINED RUSHING	157	184
YARDS LOST RUSHING	65	33
NET YARDS RUSHING	92	157
NET YARDS PASSING	221	233
PASSES ATTEMPTED	41	30
PASSES COMPLETED	21	17
HAD INTERCEPTED	1	1
TOTAL OFFENSIVE PLAYS	75	73
TOTAL NET YARDS	313	384
AVERAGE GAIN PER PLAY	4.2	5.2
FUMBLES/LOST	1/0	5/4
PENALTIES/YARDS	8/90	7/70
INTERCEPTIONS/YARDS	1/0	1/0
PUNTS/YARDS	9/312	4/166
AVERAGE PER PUNT	34.7	41.5
PUNT RETURNS/YARDS	2/8	6/37
KICKOFF RETURNS/YARDS	6/114	5/72

LSU

RUSHING	ATT.	NET	TD	LONG
Maurice LeBlanc	14	97	1	20
Frank Matte	5	20	0	12
Tommy Allen	7	17	0	5
Kenny Newfield	5	14	0	12
Mike Hillman	3	12	0	11
Fred Haynes	7	-4	0	6
Jim West	1	-5	0	-5
Glenn Smith	1	0	0	0

PASSING	ATT.	COMP	INT	YDS	TD	LONG
Mike Hillman	29	16	1	229	2	28
Fred Haynes	1	1	0	4	0	4

RECEIVING	NO.	YDS.	TD	LONG
Tommy Morel	6	103	0	28
Bill Stober	4	62	1	20
Kenny Newfield	2	26	0	22
Bob Hamlett	2	24	1	11
Jim West	2	14	0	8
Frank Matte	1	4	0	4

PUNTING	NO.	YDS.	AVG.	LONG
Jim Earley	4	166	41.5	49

FIELD GOALS	ATT.	MADE	LONG	KICKS
Mark Lumpkin	2	1	22	made: 22, missed: 24

ALL RETURNS	PUNTS			KICKOFFS			INTERCEPTED		
	NO.	YDS.	LG.	NO.	YDS.	LG.	NO.	YDS.	LG.
Craig Burns	4	40	39	0	0	0	0	0	0
Gerry Kent	2	-3	0	0	0	0	0	0	0
Mark Lumpkin	0	0	0	3	41	16	0	0	0
Jim West	0	0	0	1	19	19	0	0	0
Glenn Smith	0	0	0	1	12	12	0	0	0
Bill Thomason	0	0	0	0	0	0	1	0	0

Florida State

RUSHING	ATT.	NET	TD	LONG
Tom Bailey	11	77	1	36
Bill Gunter	8	30	0	13
Brent Gilman	5	9	0	5
Don Pederson	1	-7	0	-7
Bill Cappleman	9	-17	0	28

PASSING	ATT.	COMP	INT.	YDS.	TD	LONG
Bill Cappleman	41	21	1	221	3	31

RECEIVING	NO.	YDS.	TD	LONG
Ron Sellers	8	76	2	18
Tom Bailey	4	19	0	8
Bill Gunter	1	21	1	21
Phillip Abaira	2	25	0	17
Don Pederson	2	20	0	16
Brent Gilman	2	17	0	17
Jim Tyson	1	31	0	31
Chip Glass	1	12	0	12

PUNTING	NO.	YDS.	AVG.	LONG
Bill Cheshire	9	312	34.7	42

FIELD GOALS	ATT.	MADE	LONG	KICKS
none				

ALL RETURNS	PUNTS			KICKOFFS			INTERCEPTED		
	NO.	YDS.	LG.	NO.	YDS.	LG.	NO.	YDS.	LG.
Walter Sumner	1	9	9	0	0	0	0	0	0
John Pell	1	-1	-1	0	0	0	0	0	0
Don Pederson	0	0	0	4	77	27	0	0	0
Tommy Warren	0	0	0	1	23	23	0	0	0
Brent Gilman	0	0	0	1	14	14	0	0	0
Bill Lohse	0	0	0	0	0	0	1	0	0

1996 Peach Bowl

LSU



Clemson 7

#17 LSU 10



Dec. 28, 1996 • Georgia Dome • Atlanta, Ga. • 63,622

Peach Bowl Title Clinches 10-Win Season for the Tigers

Quarterback Herb Tyler led a balanced LSU attack against a stubborn Clemson squad to send the LSU Tigers to a 10-7 win in the Peach Bowl at the Georgia Dome. The win gave the Tigers their second straight bowl victory and their first 10-win season in nine years. However, it would not come easy. Clemson struck first, taking a 7-0 lead when quarterback Nealon Greene took the ball in from five yards out after LSU had turned the ball over deep in Clemson territory. It would be Clemson's only points of the night. In the second quarter, Kevin Faulk capped a seven-play, 80-yard LSU drive with a three-yard touchdown run and Wade Richey added a 22-yard field goal before intermission for a 10-7 LSU lead at the half that would stand the test of the second half. The game was sealed when LSU's Aaron Adams batted away a 52-yard field goal try with less than two minutes to play.

Scoring

Clemson	7	0	0	0	-7
LSU	0	10	0	0	-10

CU	0:04	1Q	Nealon Greene 5 run (Padgett kick)
LSU	12:43	2Q	Kevin Faulk 3 run (Richey kick)
LSU	4:35	2Q	Wade Richey 22 FG

Team Stats

	LSU	CU
FIRST DOWNS	17	12
RUSHING	8	10
PASSING	7	2
PENALTY	2	0
RUSHING ATTEMPTS	43	42
YARDS GAINED RUSHING	180	214
YARDS LOST RUSHING	56	22
NET YARDS RUSHING	124	192
NET YARDS PASSING	163	66
PASSES ATTEMPTED	21	20
PASSES COMPLETED	14	6
HAD INTERCEPTED	0	0
TOTAL OFFENSIVE PLAYS	64	62
TOTAL NET YARDS	287	258
AVERAGE GAIN PER PLAY	4.5	4.2
FUMBLES/LOST	3/1	3/2
PENALTIES/YARDS	7/43	7/69
INTERCEPTIONS/YARDS	0/0	0/0
PUNTS/YARDS	7/296	10/382
AVERAGE PER PUNT	42.3	38.2
PUNT RETURNS/YARDS	2/55	4/28
KICKOFF RETURNS/YARDS	1/15	0/0
POSSESSION TIME	30:15	29:45
THIRD-DOWN CONVERSIONS	2/12	4/16
FOURTH-DOWN CONVERSIONS	0/0	0/0
SACKS BY	3/18	2/30

LSU

RUSHING	ATT.	GAIN	LOST	NET	TD	LONG
Kevin Faulk	23	83	19	64	1	14
Herb Tyler	12	71	33	38	0	22
Rondell Mealey	4	18	0	18	0	9
Kendall Cleveland	1	7	0	7	0	7
Casey Taber	1	1	0	1	0	1

PASSING	ATT.	COMP	INT	YDS	TD	LONG	SACKS
Herb Tyler	21	14	0	163	0	31	2

RECEIVING	NO.	YDS.	TD	LONG
David LaFleur	4	63	0	19
Tyrone Frazier	3	30	0	19
Nicky Savoie	2	40	0	31
Larry Foster	2	20	0	15
Nemessis Bates	1	7	0	7
Kendall Cleveland	1	4	0	4
Kevin Faulk	1	1	0	1

PUNTING	NO.	YDS.	AVG.	LONG	I20
Chad Kessler	7	296	42.3	54	0

FIELD GOALS	ATT.	MADE	LONG	KICKS
Wade Richey	3	1	22	made: 22, missed: 48, blocked: 40

ALL RETURNS	PUNTS			KICKOFFS			INTERCEPTED		
	NO.	YDS.	LG.	NO.	YDS.	LG.	NO.	YDS.	LG.
Kevin Faulk	2	55	29	0	0	0	0	0	0
Rondell Mealey	0	0	0	1	15	15	0	0	0

Clemson

RUSHING	ATT.	GAIN	LOST	NET	TD	LONG
Raymond Priestler	25	155	4	151	0	34
Emory Smith	9	40	0	40	0	18
Nealon Greene	5	8	18	10	1	5
Kelton Dunnican	2	6	0	6	0	4
Brian Wofford	1	5	0	5	0	5

PASSING	ATT.	COMP	INT.	YDS.	TD	LONG	SACKS
Nealon Greene	20	6	0	66	0	22	3

RECEIVING	NO.	YDS.	TD	LONG
Emory Smith	2	25	0	18
Joe Woods	1	22	0	22
Brian Wofford	1	9	0	9
Kenya Crooks	1	9	0	9
Lamont Hall	1	1	0	1

PUNTING	NO.	YDS.	AVG.	LONG	I20
Kevin Laird	10	382	38.2	63	0

FIELD GOALS	ATT.	MADE	LONG	KICKS
Matt Padgett	1	0	0	blocked: 52

ALL RETURNS	PUNTS			KICKOFFS			INTERCEPTED		
	NO.	YDS.	LG.	NO.	YDS.	LG.	NO.	YDS.	LG.
Matt McLeod	2	22	18	0	0	0	0	0	0
Joe Woods	2	6	7	0	0	0	0	0	0

2000 Chick-fil-A Peach Bowl

LSU



LSU 28

#15 Georgia Tech 14

Dec. 29, 2000 • Georgia Dome • Atlanta, Ga. • 73,614

Davey Rallies Tigers to 28-14 Win Over Georgia Tech

Rohan Davey came off the bench in the second half to lead the Tigers to a 28-14 come-from-behind win over Georgia Tech in the Chick-fil-A Peach Bowl. Trailing 14-3 at halftime, Davey started the second half and led the Tigers to a TD on the first possession of the second half. In all, Davey threw three second-half TD passes, tying an LSU bowl record, and he finished the contest with 17 completions in 25 attempts for 174 yards. Davey hit wideout Josh Reed on a 9-yard scoring pass early in the fourth quarter to give the Tigers the lead for good at 17-14. Reed finished the game with an LSU bowl record tying nine receptions for 96 yards, while fullback Tommy Banks capped his senior season with two TD receptions and a career-best seven catches for 71 yards. Georgia Tech entered the contest with only 12 turnovers all season, but the Tiger defense forced the Yellow Jackets into six turnovers, including four fumbles.

Scoring

LSU	3	0	6	19	-38
Georgia Tech	7	7	0	0	-14

LSU	8:26	1Q	J. Corbello 32 FG
GT	5:32	1Q	J. Burns 32 run (Magnet kick)
GT	8:17	2Q	J. Hatch 9 run (Magnet kick)
LSU	10:59	3Q	T. Banks 3 pass from Davey (kick failed)
LSU	14:47	4Q	J. Reed 9 pass from Davey (Reed pass from Davey)
LSU	13:30	4Q	J. Corbello 49 FG
LSU	3:12	4Q	T. Banks 3 pass from Davey (Robinson pass from Davey)

Team Stats

	LSU	GT
FIRST DOWNS	21	19
RUSHING	6	8
PASSING	15	10
PENALTY	0	1
RUSHING ATTEMPTS	40	31
YARDS GAINED RUSHING	127	177
YARDS LOST RUSHING	37	37
NET YARDS RUSHING	90	140
NET YARDS PASSING	284	177
PASSES ATTEMPTED	44	38
PASSES COMPLETED	25	19
HAD INTERCEPTED	0	2
TOTAL OFFENSIVE PLAYS	84	69
TOTAL NET YARDS	374	317
AVERAGE GAIN PER PLAY	4.5	4.6
FUMBLES/LOST	3/1	7/4
PENALTIES/YARDS	7/59	6/45
INTERCEPTIONS/YARDS	2/16	0/0
PUNTS/YARDS	8/326	5/241
AVERAGE PER PUNT	40.8	48.2
PUNT RETURNS/YARDS	3/18	5/81
KICKOFF RETURNS/YARDS	3/59	4/73
POSSESSION TIME	37:10	22:50
THIRD-DOWN CONVERSIONS	7/17	5/12
FOURTH-DOWN CONVERSIONS	0/0	0/1
SACKS BY	3/27	3/19

LSU

RUSHING	ATT.	GAIN	LOST	NET	TD	LONG
LaBrandon Toefield	22	83	5	78	0	17
Domanick Davis	8	29	4	25	0	10
Rohan Davey	1	8	0	8	0	8
Tommy Banks	3	7	0	7	0	3
Josh Booty	4	0	23	-23	0	0
TEAM	2	0	5	-5	0	0

PASSING	ATT.	COMP	INT	YDS	TD	LONG	SACKS
Rohan Davey	25	17	0	174	3	25	0
Josh Booty	19	8	0	110	0	24	3

RECEIVING	NO.	YDS.	TD	LONG
Josh Reed	9	96	1	17
Tommy Banks	7	71	2	25
Reggie Robinson	4	65	0	24
Jerel Myers	4	50	0	19
LaBrandon Toefield	1	2	0	2

PUNTING	NO.	YDS.	AVG.	LONG	I20
Donnie Jones	8	326	40.8	49	1

FIELD GOALS	ATT.	MADE	LONG	KICKS
John Corbello	2	2	49	made: 49, 32

ALL RETURNS	PUNTS			KICKOFFS			INTERCEPTED		
	NO.	YDS.	LG.	NO.	YDS.	LG.	NO.	YDS.	LG.
Jeremy Lawrence	0	0	0	0	0	0	1	16	16
Ryan Clark	0	0	0	0	0	0	1	0	0
Domanick Davis	3	18	11	3	59	27	0	0	0

Georgia Tech

RUSHING	ATT.	GAIN	LOST	NET	TD	LONG
Joe Burns	17	98	2	96	1	32
Jermaine Hatch	6	45	0	45	1	14
Kelly Campbell	1	29	0	29	0	29
Nate Curry	1	4	0	4	0	4
Andy Hall	1	0	6	-6	0	0
George Godsey	5	1	29	-28	0	1

PASSING	ATT.	COMP	INT.	YDS.	TD	LONG	SACKS
George Godsey	36	19	2	177	0	30	2
Andy Hall	2	0	0	0	0	0	1

RECEIVING	NO.	YDS.	TD	LONG
Kelly Campbell	5	31	0	10
Kerry Watkins	3	45	0	30
Will Glover	3	26	0	18
Nate Curry	2	25	0	20
Joe Burns	2	21	0	12
Russell Matvay	1	13	0	13
Jonathan Smith	1	7	0	7
Will Heller	1	5	0	5
Jermaine Hatch	1	4	0	4

PUNTING	NO.	YDS.	AVG.	LONG	I20
Dan Dyke	5	241	48.2	56	1

FIELD GOALS	ATT.	MADE	LONG	KICKS
None				


ALL RETURNS	PUNTS			KICKOFFS			INTERCEPTED		
	NO.	YDS.	LG.	NO.	YDS.	LG.	NO.	YDS.	LG.
Kelly Campbell	0	0	0	2	35	19	0	0	0
Jermaine Hatch	0	0	0	2	38	20	0	0	0
Kelley Rhino	5	81	33	0	0	0	0	0	0

2005 Chick-fil-A Peach Bowl



#9 Miami 3

#10 LSU 40



Dec. 30, 2005 • Atlanta, Ga. (Georgia Dome) • 65,620

Tigers Overwhelm Miami In 40-3 Win At Peach Bowl

Matt Flynn, subbing for an injured JaMarcus Russell, threw for 196 yards and a pair of touchdowns in leading 10th-ranked LSU to its most lopsided bowl victory ever in a 40-3 win over ninth-ranked Miami in the Chick-fil-A Peach Bowl. Joseph Addai, playing in his final game in an LSU uniform, rushed for 130 yards and a score, as the Tigers dominated the final three quarters of the contest. With the score tied at 3-3 at the end of the first quarter, the Tiger defense took over as LSU limited the Hurricanes to just two first downs and only 38 yards of offense over the final three quarters of the game. In all, Miami managed only six first downs and 153 yards of offense in the contest as LSU put together its most complete game of the season. With the Tiger defense holding the Hurricane offense at bay, the LSU offense came alive in the second quarter, first with a 51-yard TD pass from Flynn to Craig Davis. After a 47-yard field goal by Chris Jackson that put LSU up 13-3, the Tigers went on a nine-play drive just before the break, capped with a four-yard pass from Flynn to Addai to stretch the lead to 20-3 at halftime. The game was never in question after that as the Tigers added a pair of touchdowns in the third quarter followed by a pair of field goals in the fourth quarter. For the contest, LSU piled up 468 yards offense, including 272 yards on the ground. Flynn, starting for the first time in his career, earned offensive MVP honors, while Melvin Oliver was named the game's defensive MVP after recording five tackles, two tackles for losses and a sack.

Scoring

Miami (Fla.)	3	0	0	0	-3
LSU	7	14	3	0	-40

UM	8:45	1Q	Peattie 21 FG
LSU	0:58	1Q	Chris Jackson 37 FG
LSU	11:47	2Q	Davis 51 pass from Flynn (David kick)
LSU	4:57	2Q	Chris Jackson 47 FG
LSU	0:18	2Q	Addai 4 pass from Flynn (David kick)
LSU	11:54	3Q	Addai 6 run (David kick)
LSU	5:27	3Q	Hester 1 run (David kick)
LSU	13:59	4Q	Colt David 35 FG
LSU	8:20	4Q	Chris Jackson 50 FG

Team Stats

	UM	LSU
FIRST DOWNS	6	26
RUSHING	1	18
PASSING	5	7
PENALTY	0	1
NET YARDS RUSHING	53	272
RUSHING ATTEMPTS	23	56
YARDS GAINED RUSHING	90	308
YARDS LOST RUSHING	37	36
NET YARDS PASSING	100	196
PASSES ATTEMPTED	23	22
PASSES COMPLETED	10	13
HAD INTERCEPTED	1	0
TOTAL NET YARDS	153	468
TOTAL OFFENSIVE PLAYS	46	78
AVERAGE GAIN PER PLAY	3.3	6.0
FUMBLES/LOST	0/0	1/0
PENALTIES/YARDS	6/40	8/50
INTERCEPTIONS/YARDS	0/0	1/15
PUNTS/YARDS	8/344	1/41
AVERAGE PER PUNT	43.0	41.0
PUNT RETURNS/YARDS	0/0	4/46
KICKOFF RETURNS/YARDS	3/39	0/0
POSSESSION TIME	20:52	39:08
THIRD-DOWN CONVERSIONS	1/12	9/17
FOURTH-DOWN CONVERSIONS	0/1	1/2
SACKS BY	2/20	4/28

LSU

RUSHING	ATT.	GAIN	LOST	NET	TD	LONG
Joseph Addai	24	138	8	130	1	25
Jacob Hester	13	70	0	70	1	21
Matt Flynn	5	59	20	39	0	23
Skyler Green	5	19	4	15	0	16
Chris Jackson	1	12	0	12	0	12
Justin Vincent	2	6	0	6	0	5
Craig Steltz	1	3	0	3	0	3
Shyrone Carey	2	3	0	3	0	3

PASSING	ATT.	COMP	INT	YDS	TD	LONG	SACKS
Matt Flynn	22	13	0	196	2	51	2

RECEIVING	NO.	YDS.	TD	LONG
Craig Davis	5	99	1	51
Dwayne Bowe	3	51	0	32
David Jones	2	26	0	17
Joseph Addai	2	5	1	4
Jacob Hester	1	15	0	15

PUNTING	NO.	YDS.	AVG.	LONG	I20
Chris Jackson	1	41	41.0	41	0

FIELD GOALS	ATT.	MADE	LONG	KICKS
Chris Jackson	4	3	50	missed 50; made 37,47,50
Colt David	1	1	35	made 35

ALL RETURNS	PUNTS			KICKOFFS			INTERCEPTED		
	NO.	YDS.	LG.	NO.	YDS.	LG.	NO.	YDS.	LG.
Jonathan Zenon	0	0	0	0	0	0	1	15	15
Skyler Green	4	46	23	0	0	0	0	0	0

Miami

RUSHING	ATT.	GAIN	LOST	NET	TD	LONG
Charlie Jones	8	54	4	50	0	42
Devin Hester	7	28	4	24	0	10
Team	1	0	1	-1	0	0
Kyle Wright	7	8	28	-20	0	5

PASSING	ATT.	COMP	INT.	YDS.	TD	LONG	SACKS
Kyle Wright	21	10	0	100	0	24	4
Kirby Freeman	2	0	1	0	0	0	0

RECEIVING	NO.	YDS.	TD	LONG
Quadtrine Hill	4	36	0	12
Devin Hester	2	40	0	24
Sinorice Moss	2	10	0	6
Buck Ortega	1	12	0	12
Lance Leggett	1	2	0	2


PUNTING	NO.	YDS.	AVG.	LONG	I20
Brian Monroe	8	344	43.0	55	1

FIELD GOALS	ATT.	MADE	LONG	KICKS
Jon Peattie	1	1	21	made 21

ALL RETURNS	PUNTS			KICKOFFS			INTERCEPTED		
	NO.	YDS.	LG.	NO.	YDS.	LG.	NO.	YDS.	LG.
Devin Hester	0	0	0	3	39	23	0	0	0

2008 Chick-fil-A Bowl

LSU



LSU 38
#14 Georgia Tech 3

Dec. 31, 2008 • Georgia Dome • Atlanta, Ga. • 71,423

Defense Shuts Down Triple-Option As Tigers Wreck Georgia Tech, 38-3

LSU's defense shut down Georgia Tech's triple-option attack and the Tiger offense was nearly flawless in a 38-3 win over the 14th-ranked Yellow Jackets in the Chick-fil-A Bowl. Jordan Jefferson, who was making just his second career start, threw for 142 yards and a score, while Charles Scott rushed for 65 yards and 3 TDs as the Tigers led from start to finish. The Tigers set the tone early, driving 60 yards on seven plays on the opening possession of the game to take a 7-0 lead. Georgia Tech would score its only points on a 24-yard field goal late in the first quarter. The second quarter belonged to LSU as the Tigers scored 28 unanswered points during that frame to take a 35-3 lead at halftime. LSU's second quarter outburst was aided by outstanding special teams play by the Tigers. After taking a 14-3 lead on a 4-yard run by Scott, LSU recovered its on-side kick on the ensuing change of possession. After a 3-and-out by the Tigers, LSU forced a fumble on a Tech punt return, re-gaining possession at the Yellow Jacket 19-yard line. LSU scored six plays later on a 1-yard run by Scott to take a 21-3 lead. On Tech's next possession, the Tigers stuffed a fake punt attempt by the Yellow Jackets, giving LSU the ball on the Georgia Tech 24-yard line. The Tigers need just two plays to score as Jefferson connected with Richard Dickson for a 25-yard TD, stretching the lead to 28-3. LSU added a final TD just before halftime when Keiland Williams raced 17 yards for a score. LSU tacked on a field goal in the third quarter for the final points of the game. LSU's defense played its best game of the season, holding the Yellow Jackets to 314 yards, which included just 164 rushing yards, some 120 yards below their season average. In the decisive second quarter, LSU limited Georgia Tech to just 45 yards of offense and only three first downs. Jefferson was named the offensive MVP of the game, while LB Perry Riley was the game's defensive MVP after registering 11 tackles, including one tackle for a loss.

Scoring

LSU	7	28	3	0	-38
Georgia Tech	3	0	0	0	-3

LSU	11:58	1Q	C. Scott 2 run (David kick)
GT	1:03	1Q	S. Blair 24 FG
LSU	12:08	2Q	C. Scott 4 run (David kick)
LSU	8:27	2Q	C. Scott 1 run (David kick)
LSU	5:21	2Q	R. Dickson 25 pass from Jefferson (David kick)
LSU	1:27	2Q	K. Williams 17 run (David kick)
LSU	1:56	3Q	C. David 53 FG

Team Stats

	LSU	GT
FIRST DOWNS	19	15
RUSHING	10	7
PASSING	7	7
PENALTY	2	1
RUSHING ATTEMPTS	35	40
YARDS GAINED RUSHING	179	180
YARDS LOST RUSHING	18	16
NET YARDS RUSHING	161	164
NET YARDS PASSING	163	150
PASSES ATTEMPTED	27	25
PASSES COMPLETED	17	8
HAD INTERCEPTED	0	1
TOTAL OFFENSIVE PLAYS	62	65
TOTAL NET YARDS	324	314
AVERAGE GAIN PER PLAY	5.2	4.8
FUMBLES/LOST	1/0	3/2
PENALTIES/YARDS	6/60	4/40
INTERCEPTIONS/YARDS	1/-4	0/0
PUNTS/YARDS	4/166	3/100
AVERAGE PER PUNT	41.5	33.3
PUNT RETURNS/YARDS	2/36	2/11
KICKOFF RETURNS/YARDS	1/23	4/87
POSSESSION TIME	30:41	29:19
THIRD-DOWN CONVERSIONS	5/12	3/13
FOURTH-DOWN CONVERSIONS	1/2	2/6
SACKS BY	1/1	2/15

LSU

RUSHING	ATT.	GAIN	LOST	NET	TD	LONG
Charles Scott	15	65	0	65	3	18
Keiland Williams	5	42	0	42	1	17
Jordan Jefferson	10	41	16	25	0	11
Trindon Holliday	2	19	0	19	0	12
Richard Murphy	2	12	1	11	0	3
TEAM	1	0	1	-1	0	0

PASSING	ATT.	COMP	INT	YDS	TD	LONG	SACKS
Jordan Jefferson	25	16	0	142	1	25	2
Keiland Williams	1	0	0	0	0	0	0
Brady Dalfrey	1	1	0	21	0	21	0

RECEIVING	NO.	YDS.	TD	LONG
Richard Dickson	4	50	1	32
Demetrius Byrd	3	10	0	41
Brandon LaFell	2	26	1	11
Jared Mitchell	2	19	0	9
Terrance Toliver	2	17	0	24
Chad Jones	1	21	0	21
Charles Scott	1	12	0	12
Quinn Johnson	1	9	0	9
R.J. Jackson	1	-1	0	0

PUNTING	NO.	YDS.	AVG.	LONG	I20
Brady Dalfrey	4	166	41.5	51	2

FIELD GOALS	ATT.	MADE	LONG	KICKS
Colt David	1	1	53	made: 53

ALL RETURNS	PUNTS			KICKOFFS			INTERCEPTED		
	NO.	YDS.	LG.	NO.	YDS.	LG.	NO.	YDS.	LG.
Ron Brooks	0	0	0	1	23	23	0	0	0
Chris Hawkins	0	0	0	0	0	0	1	-4	0
Trindon Holliday	2	36	18	0	0	0	0	0	0

Georgia Tech

RUSHING	ATT.	GAIN	LOST	NET	TD	LONG
Jonathan Dwyer	10	68	1	67	0	39
Josh Nesbitt	16	67	5	62	0	11
Roddy Jones	9	35	3	32	0	19
Embry Peeples	2	8	0	8	0	4
Derrick Morgan	1	2	0	2	0	2
Lucas Cox	1	0	5	-5	0	0
TEAM	1	0	2	-2	0	0

PASSING	ATT.	COMP	INT.	YDS.	TD	LONG	SACKS
Josh Nesbitt	24	8	1	150	0	47	1
TEAM	1	0	0	0	0	0	0

RECEIVING	NO.	YDS.	TD	LONG
Jonathan Dwyer	3	66	0	40
Dem. Thomas	3	32	0	11
Marcus Wright	1	47	0	47
Roddy Jones	1	5	0	5

PUNTING	NO.	YDS.	AVG.	LONG	I20
Scott Blair	3	100	33.3	37	1

FIELD GOALS	ATT.	MADE	LONG	KICKS
				made: 24
Scott Blair	1	1	24	made: 24

ALL RETURNS	PUNTS			KICKOFFS			INTERCEPTED		
	NO.	YDS.	LG.	NO.	YDS.	LG.	NO.	YDS.	LG.
Marcus Wright	0	0	0	2	36	19	0	0	0
Roddy Jones	0	0	0	2	51	36	0	0	0
A. Smith	2	11	10	0	0	0	0	0	0

THE LAST TIME LSU ... (ALL GAMES)

Scoring

Scored 30 or more points	41 vs. Ole Miss (11/17/12)
Scored 40 or more points	41 vs. Ole Miss (11/17/12)
Scored 50 or more points	63 vs. Idaho (9/15/12)
Scored 60 or more points	63 vs. Idaho (9/15/12)
Scored 70 or more points	70 vs. Arkansas State (10/12/90)

Total Offense

Had more than 400 total yards	427 vs. Ole Miss (11/17/12)
Had more than 450 total yards	472 vs. Idaho (9/15/12)
Had more than 500 total yards	508 vs. North Texas (9/1/12)
Had more than 550 total yards	595 vs. Louisiana Tech (11/10/07)
Had more than 600 total yards	653 vs. Louisiana Tech (11/1/03)
Had more than 650 total yards	653 vs. Louisiana Tech (11/1/03)
Had more than 700 total yards	746 vs. Rice (9/24/77)

Rushing Offense

Rushed for 150 or more yards	219 at Texas A&M (10/20/12)
Rushed for 200 or more yards	219 at Texas A&M (10/20/12)
Rushed for 250 or more yards	258 vs. South Carolina (10/13/12)
Rushed for 300 or more yards	316 vs. North Texas (9/1/12)
Rushed for 350 or more yards	353 at Ole Miss (11/19/11)
Rushed for 400 or more yards	400 vs. Kentucky (11/1/97)
Rushed for 425 or more yards	433 vs. Houston (9/7/96)
Rushed for 500 or more yards	503 vs. Oregon (10/22/77)

Passing Offense

Passed for 250 or more yards	282 vs. Ole Miss (11/17/12)
Passed for 300 or more yards	309 vs. Georgia (10/25/08)
Passed for 350 or more yards	388 at Alabama (11/3/07)
Passed for 400 or more yards	444 vs. Illinois (1/1/02 - Sugar Bowl)
Passed for 450 or more yards	528 at Alabama (11/3/01)
Passed for 500 or more yards	528 at Alabama (11/3/01)

Scoring Defense

Allowed 0 points	0 vs. UL-Monroe (11/13/10)
Allowed 3 or fewer points	3 vs. Washington (9/8/12)
Allowed 7 or fewer points	3 vs. Washington (9/8/12)
Allowed 10 or fewer points	10 at Auburn (9/22/12)
Allowed 14 or fewer points	13 at Arkansas (11/23/12)

Total Defense

Allowed fewer than 75 total yards	70 vs. UL-Lafayette (10/5/02)
Allowed fewer than 100 total yards	95 vs. Northwestern State (9/10/11)
Allowed fewer than 125 total yards	95 vs. Northwestern State (9/10/11)
Allowed fewer than 150 total yards	95 vs. Northwestern State (9/10/11)
Allowed fewer than 175 total yards	155 vs. Kentucky (10/1/11)
Allowed fewer than 200 total yards	183 at Auburn (9/22/12)
Allowed fewer than 225 total yards	211 vs. South Carolina (10/13/12)
Allowed fewer than 250 total yards	211 vs. South Carolina (10/13/12)
Allowed fewer than 275 total yards	211 vs. South Carolina (10/13/12)
Allowed fewer than 300 total yards	211 vs. South Carolina (10/13/12)

Rushing Defense

Allowed 0 or fewer yards	-4 vs. Northwestern State (9/10/11)
Allowed 10 or fewer yards	-4 vs. Northwestern State (9/10/11)
Allowed 20 or fewer yards	-4 vs. Northwestern State (9/10/11)
Allowed 30 or fewer yards	26 vs. Washington (9/8/12)
Allowed 40 or fewer yards	34 vs. South Carolina (10/13/12)
Allowed 50 or fewer yards	47 vs. Mississippi State (11/10/12)
Allowed 60 or fewer yards	47 vs. Mississippi State (11/10/12)
Allowed 70 or fewer yards	47 vs. Mississippi State (11/10/12)
Allowed 80 or fewer yards	47 vs. Mississippi State (11/10/12)
Allowed 90 or fewer yards	47 vs. Mississippi State (11/10/12)
Allowed 100 or fewer yards	47 vs. Mississippi State (11/10/12)

THE LAST TIME LSU ... (ALL GAMES)

Passing Defense

Allowed 0 passing yards	0 vs. Alabama (11/6/71)
Allowed 50 or fewer yards	47 at Ole Miss (11/19/11)
Allowed 100 or fewer yards	61 at Florida (10/6/12)
Allowed 150 or fewer yards	61 at Florida (10/6/12)
Allowed 175 or fewer yards.....	165 vs. Alabama (11/3/12)
Allowed 200 or fewer yards	165 vs. Alabama (11/3/12)

Individual Rushing

Had a player rush for 100 or more yards	107 by Jeremy Hill vs. Alabama (11/3/12)
Had a player rush for 150 or more yards	159 by Stevan Ridley vs. Vanderbilt (9/11/10)
Had a player rush for 200 or more yards.....	250 by Alley Broussard vs. Ole Miss (11/20/04)
Had a player rush for 225 or more yards	250 by Alley Broussard vs. Ole Miss (11/20/04)
Had a player rush for 2 or more TDs	2 by Jeremy Hill vs. South Carolina (10/13/12)
Had a player rush for 3 or more TDs	3 by Jeremy Hill vs. Ole Miss (11/17/12)
Had a player rush for 4 or more TDs	4 by Domanick Davis vs. Illinois (1/1/02 - Sugar Bowl)
Had a player rush for 5 or more TDs	5 by Kevin Faulk at Kentucky (11/1/97)

Individual Passing

Had a player pass for 200 or more yards.....	282 by Zach Mettenberger vs. Ole Miss (11/17/12)
Had a player pass for 250 or more yards	282 by Zach Mettenberger vs. Ole Miss (11/17/12)
Had a player pass for 300 or more yards.....	353 by Matt Flynn at Alabama (11/3/07)
Had a player pass for 350 or more yards.....	353 by Matt Flynn at Alabama (11/3/07)
Had a player pass for 400 or more yards	444 by Rohan Davey vs. Illinois (1/1/02 - Sugar Bowl)
Had a player pass for 450 or more yards.....	528 by Rohan Davey at Alabama (11/3/01)
Had a player pass for 500 or more yards	528 by Rohan Davey at Alabama (11/3/01)
Had a player pass for 2 or more TDs	2 by Zach Mettenberger vs. Mississippi State (11/10/12)
Had a player pass for 3 or more TDs	3 by Jarrett Lee at Tennessee (10/15/11)
Had a player pass for 4 or more TDs.....	4 by Matt Flynn vs. Ohio State (1/7/08 - BCS Championship)
Had a player complete 20 passes.....	22 by Zach Mettenberger vs. Ole Miss (11/17/12)
Had a player complete 25 passes	31 by Rohan Davey vs. Illinois (1/1/02 - Sugar Bowl)
Had a player complete 30 passes.....	31 by Rohan Davey vs. Illinois (1/1/02 - Sugar Bowl)
Had a player complete 35 passes	35 by Rohan Davey at Alabama (11/3/02)
Had a player complete 15 straight passes	17 by Rohan Davey vs. Arkansas-6 (11/26/99), vs. Western Carolina-11 (9/2/00)
.....	17 by Matt Mauck vs. Arizona-11(9/6/03), vs. Western Illinois-6 (9/13/03)
Had a player throw 30 passes.....	37 by Zach Mettenberger vs. Ole Miss (11/17/12)
Had a player throw 35 passes.....	37 by Zach Mettenberger vs. Ole Miss (11/17/12)
Had a player throw 40 passes	47 by Matt Flynn vs. Arkansas (11/23/07)
Had a player throw 45 passes	47 by Matt Flynn vs. Arkansas (11/23/07)
Had a player throw 50 passes	53 by Rohan Davey vs. Illinois (1/1/02 - Sugar Bowl)

Individual Receiving

Had a player with 9 or more receptions in a game	9 by Jarvis Landry vs. Mississippi State (11/10/12)
Had a player with 10 or more receptions in a game.....	12 by Brandon LaFell vs. Troy (11/15/08)
Had a player with 11 or more receptions in a game	12 by Brandon LaFell vs. Troy (11/15/08)
Had a player with 12 or more receptions in a game	12 by Brandon LaFell vs. Troy (11/15/08)
Had a player with 13 or more receptions in a game	14 by Josh Reed vs. Illinois (1/1/02 - Sugar Bowl)
Had a player with 14 or more receptions in a game	14 by Josh Reed vs. Illinois (1/1/02 - Sugar Bowl)
Had a player with 15 or more receptions in a game	19 by Josh Reed at Alabama (11/3/01)
Had a player receive 100 or more yards.....	112 by Odell Beckham, Jr. at Arkansas (11/23/12)
Had a player receive 150 or more yards	162 by Michael Clayton vs. Western Illinois (9/13/03)
Had a player receive 200 or more yards	201 by Devery Henderson at Kentucky (11/9/02)
Had a player receive 250 or more yards.....	293 by Josh Reed at Alabama (11/3/01)
Had a player receive for 2 or more TDs	2 by Odell Beckham, Jr. vs. Towson (9/29/12)
Had a player receive for 3 or more TDs	3 by Terrence Toliver vs. Texas A&M (1/7/11 - Cotton Bowl)
Had a player receive for 4 or more TDs	4 by Tony Moss vs. Ohio University (9/30/89)
Had a player receive for 5 or more TDs	5 by Carlos Carson vs. Rice (9/24/77)

THE LAST TIME LSU ... (ALL GAMES)

Games against Ranked Teams

Beat a top 25 team	#22/23 Mississippi State, 37-17, in Baton Rouge (11/10/12)
Beat a top 10 team	#3 South Carolina, 23-21, in Baton Rouge (10/13/12)
Beat a top 5 team	#3 South Carolina, 23-21, in Baton Rouge (10/13/12)
Beat an FBS No. 1 team (AP or Coaches Poll)	#1 Ohio State, 38-24 (1/7/08 - BCS Championship Game)
Beat an FBS No. 1 team (AP or Coaches Poll) at home	#1 Florida, 28-21 (10/11/97)
Beat a ranked opponent at home	#22/23 Mississippi State, 37-17, in Baton Rouge (11/10/12)
Beat a ranked opponent on the road	#20/19 Texas A&M, 24-19, in College Station, Texas (10/20/12)
Beat a ranked opponent at a neutral site	#12 Georgia, 42-10, in SEC Championship Game in Atlanta (12/3/11)
Beat back-to-back ranked opponents	#3 South Carolina, 23-21, in Baton Rouge (10/13/12) & #20/19 Texas A&M, 24-19, in College Station (10/20/12)
Beat a ranked team in three straight games	11/23 - 1/1/02 vs. #22 Arkansas, #24 Auburn, #2 Tennessee (SEC CG), #7 Illinois (Sugar Bowl)
Beat a ranked team in four straight games	11/23 - 1/1/02 vs. #22 Arkansas, #24 Auburn, #2 Tennessee (SEC CG), #7 Illinois (Sugar Bowl)
Lost to a ranked opponent at home.....	#1 Alabama, 21-17 (11/3/12)
Lost to a ranked opponent on the road	#10/11 Florida, 14-6 (10/6/12)
Lost to a ranked opponent at a neutral site.....	#2 Alabama, 21-0, in BCS Championship Game (1/9/12)
Lost to an unranked opponent at home	Ole Miss, 31-13 (11/22/08)
Lost to an unranked opponent on the road	at Ole Miss, 25-23 (11/21/09)

Special Situations

Won on the last play of the game.....	at #2 Alabama (9-6, 11/5/11); Drew Alleman 25-yard field goal in overtime
Lost on the last play of the game	#1 Alabama, 27-21 OT (11/8/08); 1-yard run by QB John Parker Wilson in overtime
Came back and won from 10 or more down in 4th quarter	Troy, 40-31 (11/15/08); down 31-10 entering 4th quarter
Lost when leading by 10 or more in 4th quarter	Tennessee, 30-27 OT (9/26/05); led 24-7 entering fourth quarter
Lost when leading by 20 points or more	Tennessee, 30-27 OT (9/26/05); led 21-0 at halftime
Scored on the first play from scrimmage	Jordan Jefferson, 83-yard run vs. Tennessee (10/2/10)
A QB caught a pass on a designed play	Matt Flynn (35-yards from WR Early Doucet) at Alabama (11/3/07)
A RB threw a TD pass on a designated play	Spencer Ware (39 yards to Rueben Randle for a TD) at Auburn (10/23/10)
Had two RB rush for at least 100 yards each	Kenny Hilliard (141 yds) and Alfred Blue (123 yds) vs. North Texas (9/1/12)

Returns/Special Teams/Defense

Returned a KO for a TD.....	Morris Claiborne, 99 yards at West Virginia (9/24/11)
Returned a Punt for a TD	Odell Beckham, Jr. 89 yards vs. Ole Miss (11/17/12)
Returned an INT for a TD	Ronald Martin (45 yards) & Lavar Edwards (23 yards) vs. Idaho (9/15/12)
Returned 2 INTs for TDs.....	Ronald Martin (45 yards) & Lavar Edwards (23 yards) vs. Idaho (9/15/12)
Returned 3 INTs for TDs.....	3 vs. Arkansas State (C. Raymond, D. Walkup, C. Buckels) (10/12/91)
Recovered a fumble in endzone for a TD	Kevin Minter at Ole Miss (11/19/11)
Returned a fumble for a TD	Tyrann Mathieu, 23-yard fumble return and recovery vs. Kentucky (10/1/11)
Scored two defensive TDs in a game	2 vs. UL-Monroe (R. Brooks, INT; L. Edwards, FUM) (11/13/10)
Faked a field goal for a touchdown	Colt David (kicker), 15 yard run (9/22/07 vs. South Carolina)
Faked a punt for a first down	Brad Wing, 44-yard run in first quarter vs. Florida (10/8/11)
Faked a field goal for a first down	Josh Jasper, 5-yard run in 4th quarter (10/9/10 at Florida)
A player kicked the PAT after scoring the TD.....	Colt David vs. South Carolina (9/22/07)
Blocked a FG	Michael Brockers, 42-yard attempt in 2nd quarter of BCS Championship Game vs. Alabama (1/9/12)
Returned a blocked FG for a TD	Patrick Peterson, 53 yards on the block of Ole Miss' 47-yard FG attempt (11/21/09)
Blocked a PAT (kick)	Mark Roman, attempt by Seth Hanson (10/17/98 vs. Kentucky)
Returned a PAT for a Defensive Extra Point	Mark Roman, kick attempt by Seth Hanson (10/17/98 vs. Kentucky)
Blocked a punt.....	Daniel Graff vs. Tulane (10/31/09)
Blocked a punt for a safety	Jarvis Green, on an Andy Smith punt (10/16/99 at Kentucky)
Returned a blocked punt for TD	Craig Steltz, 29 yard, off Jacob Hester's block at Arizona State (9/10/05)
Recovered an onside kick	at Ole Miss (11/21/09); recovered by Brandon LaFell with 1:16 left in fourth quarter
Recovered an onside kick to start the game	vs. Auburn (12/1/01)
Recorded a Safety (Team).....	vs. North Carolina (9/4/10); ball rolled out of endzone on punt attempt
Recorded a Safety (Individual tackle)	Sam Montgomery at Auburn (9/22/12)
Recorded six interceptions.....	6 at Mississippi State (8/30/07)
Had a player record three interceptions.....	3 by Craig Steltz at Mississippi State (8/30/07)
Had a player record 15 tackles.....	20 (17 solo) by Kevin Minter at Florida (10/6/12)
Had six sacks as a team	6 vs. Auburn (10/22/11)

Opponent Returns/Special Teams

Returned a KO for a TD	Andre Debose, 88 yards (10/9/10 at Florida)
Returned a Punt for a TD.....	Marshay Green, 44 yards (11/17/07 at Ole Miss)
Returned an INT for a TD	Terence Moore, 22 yards (11/15/08 by Troy)
Returned 3 INTs for TDs.....	3, by Alvis, Smith, Robinson (9/17/94 at Auburn)
Recovered a fumble in endzone for a TD	Chris Shelling (9/17/94 at Auburn)
Returned a fumble for a TD	Alonzo Highsmith, 47 yards in first quarter (11/25/11 in Baton Rouge)
Blocked a FG	at Alabama (11/3/07)
Blocked a punt.....	Florida (10/8/11) in fourth quarter
Blocked two punts	2 at Virginia Tech (9/1/02)
Blocked a punt for a safety.....	blocked Donnie Jones (9/1/02 at Virginia Tech)
Recorded a Safety (Team).....	vs. Western Kentucky (11/12/11)
Blocked a PAT (kick)	Ole Miss (11/18/06)
Returned a PAT for a Defensive Extra Point	Eric Kelly, off bad snap (10/17/98 vs. Kentucky)
Faked a field goal for a TD.....	Damon Duval, 1 yard run (9/18/99 vs. Auburn)
Recovered an onside kick	Georgia (12/3/11 SEC Championship Game in first quarter)

TURNOVERS

Opponent	Forced by LSU					Forced By Opponent			
	Fum	Int	Tot	Pts Off	Margin	Fum	Int	Tot	Pts Off
North Texas	1	1	2	0	1	0	1	1	0
Washington	0	1	1	7	0	1	0	1	3
Idaho	0	4	4	28	3	0	1	1	7
at Auburn	1	2	3	3	1	2	0	2	7
Towson	2	0	2	7	-1	3	0	3	10
at Florida	2	0	2	3	-1	2	1	3	7
South Carolina	0	2	2	3	1	0	1	1	7
at Texas A&M	2	3	5	21	5	0	0	0	0
Alabama	2	0	2	7	2	0	0	0	0
Mississippi State	1	1	2	14	1	1	0	1	7
Ole Miss	1	3	4	13	2	0	2	2	7
at Arkansas	1	1	2	3	2	0	0	0	0
TOTALS	13	18	31	109	15	9	6	16	55

LSU BIG PLAYS

Opponent	Rushing				Passing				Special Teams	
	15+	20+	30+	40+	20+	30+	40+	50+	Block	Ret. TD
North Texas	4	3	3	1	3	2	0	0	0	1
Washington	4	1	0	0	5	1	0	0	0	0
Idaho	3	1	1	1	3	2	1	0	0	0
at Auburn	3	2	1	0	2	1	0	0	0	0
Towson	2	2	1	1	5	1	1	1	0	0
at Florida	0	0	0	0	3	1	1	1	0	0
South Carolina	3	1	1	1	2	0	0	0	0	0
at Texas A&M	3	2	1	1	1	0	0	0	0	0
Alabama	3	0	0	0	5	3	1	0	0	0
Mississippi State	0	0	0	0	5	1	0	0	0	0
Ole Miss	2	1	0	0	6	3	1	0	0	1
at Arkansas	1	0	0	0	3	2	2	0	1	0
TOTALS	28	13	8	4	43	17	7	2	1	2

OPPONENT BIG PLAYS

OPPONENT	Rushing				Passing				Special Teams	
	15+	20+	30+	40+	20+	30+	40+	50+	Block	Ret. TD
North Texas	0	0	0	0	1	1	1	1	0	0
Washington	0	0	0	0	2	0	0	0	0	0
Idaho	1	0	0	0	1	0	0	0	0	0
at Auburn	2	2	0	0	2	0	0	0	0	0
Towson	3	1	1	1	1	0	0	0	0	0
at Florida	1	0	0	0	0	0	0	0	0	0
South Carolina	1	0	0	0	3	0	0	0	0	0
at Texas A&M	2	0	0	0	4	0	0	0	0	0
Alabama	3	1	0	0	1	0	0	0	0	0
Mississippi State	1	0	0	0	3	1	1	0	0	0
Ole Miss	1	1	1	1	8	5	1	1	0	0
at Arkansas	0	0	0	0	6	1	0	0	0	0
TOTALS	15	5	2	2	32	8	3	2	0	0

LSU SCORING DRIVES

OPPONENT	No.	Plays	Yards	Time	For TD	Plays	Yards	Time
North Texas	6	6.5	69.3	3:50	4	5.5	70.0	2:13
Washington	7	8.4	58.3	3:35	5	7.8	56.8	3:21
Idaho	7	5.1	53.9	2:06	7	5.1	53.9	2:06
at Auburn	2	8	47.0	3:53	1	9.0	59.0	4:03
Towson	6	5.2	51.0	1:49	5	5.0	57.4	1:59
at Florida	2	7	33.5	2:55	0	0	0	0
South Carolina	5	9.4	56.0	4:25	2	5.0	59.5	1:54
at Texas A&M	4	6.5	50.0	2:03	3	4.7	48.3	1:05
Alabama	3	10.6	67.0	5:00	2	10	74	5:03
Mississippi State	6	9.5	51.0	3:46	3	7.7	48.7	2:12
Ole Miss	6	7	48.2	2:45	4	7.8	65.6	2:59
at Arkansas	4	6.8	44.0	2:49	2	6	45.0	2:45
TOTALS	58	7.0	53.9	3:04	38	6.3	59.4	2:32

FIELD POSITION

Opponent	LSU			
	No. of Drives	Avg. Start	Inside 20	Past 50
North Texas	12	Own 32	3	2
Washington	11	Own 32	2	2
Idaho	13	Own 42	1	4
at Auburn	13	Own 27	3	1
Towson	15	Own 42	0	5
at Florida	12	Own 24	4	1
South Carolina	12	Own 36	1	2
at Texas A&M	15	Own 30	3	3
Alabama	13	Own 28	4	2
Mississippi State	10	Own 33	1	1
Ole Miss	16	Own 36	2	3
at Arkansas	12	Own 26	5	2
TOTALS	154	Own 31	29	28

Opponent	Opponents			
	No. of Drives	Avg. Start	Inside 20	Past 50
North Texas	13	Own 22	3	0
Washington	12	Own 26	3	1
Idaho	16	Own 20	10	1
at Auburn	13	Own 26	4	1
Towson	14	Own 28	4	2
at Florida	13	Own 30	5	2
South Carolina	13	Own 32	2	1
at Texas A&M	16	Own 30	2	2
Alabama	12	Own 26	3	1
Mississippi State	12	Own 26	3	1
Ole Miss	17	Own 25	5	1
at Arkansas	12	Own 27	1	0
TOTALS	163	Own 27	45	13

DRIVE STATISTICS

Opponent	No.	LSU					
		3 & Out	Pct.	Score	Pct.	TD	Pct.
North Texas	12	2	16.7	6	50.0	4	33.3
Washington	11	2	16.7	7	58.3	5	41.7
Idaho	13	2	15.3	7	53.8	7	53.8
at Auburn	13	3	23.1	2	15.4	1	7.6
Towson	15	4	26.7	6	40.0	5	33.3
at Florida	12	5	41.7	2	16.7	0	0
South Carolina	12	2	16.7	5	41.7	2	16.7
at Texas A&M	15	7	46.7	4	26.7	3	20.0
Alabama	13	1	7.7	3	23.1	2	15.4
Mississippi State	10	0	0	6	60.0	3	30.0
Ole Miss	16	4	25.0	6	37.5	4	25.0
at Arkansas	12	3	25.0	4	33.3	2	16.7
TOTALS	154	35	22.7	60	39.0	38	24.7

Opponent	No.	Opponents					
		3 & Out	Pct.	Score	Pct.	TD	Pct.
North Texas	13	8	61.5	2	15.4	2	15.4
Washington	12	4	33.3	1	8.3	0	0
Idaho	16	5	31.3	2	12.5	2	12.5
at Auburn	13	3	23.1	2	15.4	1	7.6
Towson	14	3	21.4	4	28.6	3	21.4
at Florida	13	2	15.3	2	15.3	2	15.3
South Carolina	13	5	38.5	3	23.1	3	23.1
at Texas A&M	16	1	6.3	4	25.0	2	12.5
Alabama	12	6	50.0	3	25.0	3	25.0
Mississippi State	12	3	25.0	3	25.0	2	16.7
Ole Miss	17	5	29.4	5	29.4	5	29.4
at Arkansas	12	0	0	3	25.0	1	8.3
TOTALS	163	45	27.6	34	20.9	26	16.0

IN THE RED ZONE

Opponent	LSU					
	Inside 20	TD	Run/Pass	TD Pct.	FG	Score Pct.
North Texas	5	2	2/0	40.0	1	60.0
Washington	5	3	3/0	60.0	2	100
Idaho	7	6	4/2	85.7	0	85.7
at Auburn	4	1	1/0	25.0	1	50.0
Towson	4	2	2/0	50.0	1	75.0
at Florida	2	0	0/0	0	2	100
South Carolina	5	1	1/0	20.0	3	80.0
at Texas A&M	2	1	1/0	50.0	1	100
Alabama	2	2	1/1	100	0	100
Mississippi State	6	3	1/2	50.0	3	100
Ole Miss	6	3	3/0	50.0	2	83.3
at Arkansas	2	1	1/0	50.0	1	100
TOTALS	50	25	19/5	50.0	17	84.0

Opponent	Opponents					
	Inside 20	TD	Run/Pass	TD Pct.	FG	Score Pct.
North Texas	1	1	0/1	100	0	100
Washington	1	0	0/0	0	1	100
Idaho	1	1	0/1	100	0	100
at Auburn	1	1	1/0	100	0	100
Towson	4	3	2/1	75.0	1	100
at Florida	2	2	2/0	100	0	100
South Carolina	3	3	1/2	100	0	100
at Texas A&M	4	2	2/0	50.0	1	75.0
Alabama	3	2	2/0	66.7	0	66.7
Mississippi State	4	2	0/2	50.0	0	50.0
Ole Miss	3	2	2/0	66.7	0	66.7
at Arkansas	4	0	0/0	0	2	50.0
TOTALS	31	19	12/7	61.3	5	77.4

3RD DOWN AND ...

Yards	LSU													Total
	UNT	UW	UI	AU	TOW	UF	SC	A&M	UA	MSU	UM	Ark.		
1-3	7/8	4/6	2/2	3/7	2/3	0/4	6/9	1/3	1/2	5/7	5/6	1/1	37/57	
4-6	0/1	1/1	1/4	2/7	1/1	0/1	4/6	0/4	6/10	2/2	0/5	1/5	18/52	
7-9	0/1	1/1	1/2	1/2	0/3	0/2	0/0	1/4	3/6	2/6	1/4	2/3	12/33	
10-14	0/3	1/3	0/1	0/2	2/4	0/3	1/3	0/5	0/2	0/0	1/2	2/5	7/30	
15+	0/1	0/1	0/1	0/0	0/1	1/3	0/1	0/0	0/0	0/0	0/0	0/1	1/9	
4+	0/6	3/7	2/8	3/11	3/9	1/9	5/9	1/13	9/18	4/8	2/10	5/14	38/122	
7+	0/5	2/5	1/4	1/4	2/8	1/8	1/3	1/9	3/8	2/6	2/6	4/9	20/75	
10+	0/4	1/4	0/2	0/3	2/5	1/6	1/3	0/5	0/2	0/0	1/3	2/7	8/43	
TOT	7/14	7/12	4/10	6/18	5/12	1/13	11/19	2/16	10/20	9/15	7/17	6/15	78/181	

Yards	Opponents													Total
	UNT	UW	UI	AU	TOW	UF	SC	A&M	UA	MSU	UM	Ark.		
1-3	3/3	1/2	1/1	1/1	3/5	6/6	2/5	3/5	0/2	1/3	3/3	1/2	25/38	
4-6	0/3	1/3	0/2	0/3	1/2	1/2	1/2	2/4	1/3	2/4	1/4	1/1	11/33	
7-9	0/3	1/7	2/6	1/3	1/3	0/1	0/3	0/4	0/2	0/2	3/6	1/5	9/45	
10-14	1/3	0/3	0/3	0/3	1/4	0/2	0/1	1/3	0/1	0/1	1/5	0/4	4/33	
15+	1/3	1/1	0/2	0/2	0/3	0/3	0/2	0/0	0/1	0/0	0/1	0/0	2/18	
4+	2/12	3/14	2/13	1/11	3/12	1/8	1/8	3/10	1/7	3/7	5/16	2/10	27/128	
7+	2/9	2/11	2/11	1/8	2/10	0/6	0/6	1/7	0/4	0/3	4/12	1/9	15/95	
10+	2/6	1/4	0/5	0/5	1/7	0/5	0/3	1/3	0/2	0/1	1/6	0/4	6/51	
TOT	5/15	4/16	3/14	2/12	6/17	7/14	3/13	6/16	1/9	3/10	8/19	3/12	51/163	

DRIVE SUPERLATIVES

Longest Drive

No. of Plays	LSU 16 three times, last vs. USC (75 yds, 7:57), results in FG
By No. of Yards	90 (7p, 3:08) vs. Alabama; results in TD
By Time of Possession	8:17 (16p, 74 yds) vs. North Texas; results in FG

Shortest Drive

By No. of Plays	LSU 1 five times, last at Texas A&M (47 yds, 0:08); results in TD
By No. of Yards	-12 (3p, 1:34) at Arkansas; results in Punt
By Time of Possession	0:03 (1p, -2 yds) at Arkansas; results in End of Half

Opponents

13 by North Texas (66 yds, 7:16); results in TD
97 by Ole Miss (11p, 3:14); results in TD
7:16 by North Texas (13p, 66 yards); results in TD

Opponents

1 twice; last by Arkansas (0 yds, 0:18); results in Interception
-12 (3p, 1:17) by South Carolina; results in Punt
0:10 (2p, 1 yd) by South Carolina; results in TD

LSU DRIVE CHARTS

North Texas

Qtr.	Time	Start	PI-Yds	TOP	Result
1st	13:49	LSU 34	4-66	1:19	TOUCHDOWN
1st	10:13	LSU 15	5-31	1:49	Punt
1st	5:32	LSU 29	3-(1)	1:45	Punt
1st	0:42	LSU 20	4-11	0:59	Punt
1st	1:43	LSU 32	5-68	1:47	TOUCHDOWN
2nd	10:40	LSU 11	11-62	4:14	FIELD GOAL
2nd	4:56	UNT 29	7-12	2:36	Missed FG
2nd	1:49	LSU 26	6-67	0:46	Interception
3rd	15:00	LSU 25	3-5	1:34	Punt
3rd	10:27	LSU 13	16-74	8:17	FIELD GOAL
3rd	0:29	LSU 29	4-71	0:38	TOUCHDOWN
4th	7:28	LSU 25	9-75	5:08	TOUCHDOWN
4th	1:40	UNT 24	2-(6)	1:40	End of Half

Washington

Qtr.	Time	Start	PI-Yds	TOP	Result
1st	15:00	LSU 20	0-0	0:06	Fumble
1st	13:56	LSU 34	3-0	1:06	Punt
1st	11:57	WASH 38	2-38	0:39	TOUCHDOWN
1st	10:25	LSU 23	6-32	3:15	Punt
1st	4:43	WASH 47	7-47	2:32	TOUCHDOWN
1st	0:21	LSU 30	10-69	5:19	FIELD GOAL
2nd	8:08	LSU 30	10-55	3:05	FIELD GOAL
2nd	1:00	LSU 18	2-(5)	1:00	End of Half
3rd	13:18	LSU 39	7-61	2:43	TOUCHDOWN
3rd	7:27	LSU 27	10-73	4:36	TOUCHDOWN
4th	14:48	LSU 35	13-65	6:44	TOUCHDOWN
4th	4:30	LSU 17	3-7	2:27	Punt

Idaho

Qtr.	Time	Start	PI-Yds	TOP	Result
1st	11:45	LSU 46	4-54	1:59	TOUCHDOWN
1st	9:02	IDAHO 30	6-30	2:33	TOUCHDOWN
1st	4:41	LSU 32	3-4	1:07	Punt
1st	1:05	IDAHO 32	5-24	1:25	Interception
2nd	13:38	LSU 36	5-26	3:40	Punt
2nd	5:25	LSU 42	5-(3)	2:07	Punt
2nd	1:33	IDAHO 39	3-39	0:56	TOUCHDOWN
3rd	14:52	LSU 32	5-15	2:28	Punt
3rd	8:43	LSU 29	1-71	0:14	TOUCHDOWN
3rd	2:58	LSU 13	9-87	2:58	TOUCHDOWN
4th	14:09	LSU 22	10-78	4:01	TOUCHDOWN
4th	9:07	LSU 33	3-4	1:36	Punt
4th	5:58	IDAHO 18	3-18	1:23	TOUCHDOWN

OPPONENT DRIVE CHARTS

North Texas

Qtr.	Time	Start	PI-Yds	TOP	Result
1st	15:00	UNT 25	3-(2)	1:11	Punt
1st	12:30	UNT 25	3-3	2:17	Punt
1st	8:24	UNT 16	3-8	1:58	Punt
1st	6:26	UNT 25	3-0	0:54	Punt
1st	3:47	UNT 21	3-8	2:04	Punt
2nd	14:50	UNT 20	10-36	4:10	Punt
2nd	6:19	UNT 18	3-2	1:23	Interception
2nd	2:20	UNT 20	3-80	0:25	TOUCHDOWN
2nd	1:03	UNT 01	2-2	1:03	End of Half
3rd	13:26	UNT 36	5-19	2:59	Punt
3rd	2:05	UNT 22	3-3	1:36	Punt
4th	14:44	UNT 34	13-66	7:16	TOUCHDOWN
4th	2:20	UNT 25	2-(1)	0:40	Fumble

Washington

Qtr.	Time	Start	PI-Yds	TOP	Result
1st	14:54	LSU 20	4-4	0:51	FIELD GOAL
1st	12:50	WASH 4	3-2	0:53	Punt
1st	11:18	WASH 25	3-0	0:53	Punt
1st	7:10	WASH 20	5-9	2:27	Punt
1st	2:04	WASH 30	3-(2)	1:43	Punt
2nd	9:56	WASH 17	6-16	1:48	Punt
2nd	5:03	WASH 25	9-29	4:03	Punt
3rd	15:00	WASH 25	3-(8)	1:42	Punt
3rd	10:35	WASH 25	7-45	3:08	Interception
3rd	2:51	WASH 25	8-40	3:03	Downs
4th	7:56	WASH 27	6-19	3:26	Punt
4th	2:03	WASH 11	4-13	2:03	End of Half

Idaho

Qtr.	Time	Start	PI-Yds	TOP	Result
1st	15:00	IDAHO 25	7-29	3:15	Downs
1st	9:46	IDAHO 25	2-2	0:44	Interception
1st	6:22	IDAHO 13	3-0	1:41	Punt
1st	3:34	IDAHO 9	3-(2)	2:29	Punt
2nd	14:40	LSU 5	2-5	0:53	TOUCHDOWN
2nd	9:58	IDAHO 20	2-3	0:53	Interception
2nd	9:01	IDAHO 19	7-81	3:27	TOUCHDOWN
2nd	3:18	IDAHO 12	3-(10)	1:45	Punt
2nd	0:30	IDAHO 8	1-(1)	0:30	End of Half
3rd	12:24	IDAHO 6	4-18	1:26	Interception
3rd	10:52	IDAHO 16	3-9	2:09	Punt
3rd	8:23	IDAHO 13	9-33	5:25	Punt
4th	15:00	IDAHO 25	3-3	0:51	Punt
4th	10:08	IDAHO 25	3-1	1:01	Punt
4th	7:31	IDAHO 12	3-2	1:33	Interception
4th	4:27	IDAHO 6	7-31	4:27	End of Half

LSU DRIVE CHARTS

at Auburn

Qtr.	Time	Start	PI-Yds	TOP	Result
1st	14:05	LSU 42	11-56	5:34	Fumble
1st	8:21	LSU 41	9-59	4:03	TOUCHDOWN
1st	2:13	LSU 26	3-0	1:11	Fumble
2nd	15:00	LSU 25	5-21	2:40	Punt
2nd	9:05	LSU 11	4-6	2:39	Punt
2nd	1:21	LSU 25	4-30	0:55	Punt
3rd	15:00	LSU 25	5-21	3:13	Punt
3rd	9:37	LSU 13	3-0	0:28	Punt
3rd	9:09	AUB 48	7-35	3:43	FIELD GOAL
3rd	3:42	LSU 44	3-(6)	1:14	Punt
4th	14:04	LSU 9	3-4	1:06	Punt
4th	10:51	LSU 21	8-29	2:47	Punt
4th	4:17	LSU 27	8-57	3:38	Missed FG

Towson

Qtr.	Time	Start	PI-Yds	TOP	Result
1st	15:00	LSU 29	6-32	2:42	Punt
1st	10:37	LSU 22	1-78	0:13	TOUCHDOWN
1st	7:52	LSU 32	4-10	1:57	Punt
1st	3:26	LSU 26	3-12	1:17	Fumble
2nd	13:32	LSU 34	3-(10)	1:13	Punt
2nd	12:09	TOW 36	4-3	1:30	Missed FG
2nd	7:31	TOW 48	3-(7)	0:47	Fumble
2nd	5:15	LSU 38	6-62	2:23	TOUCHDOWN
2nd	2:15	TOW 22	6-17	0:56	FIELD GOAL
3rd	12:02	LSU 36	4-51	1:37	Fumble
3rd	9:00	TOW 44	3-(10)	1:41	Punt
3rd	7:19	TOW 8	3-8	1:23	TOUCHDOWN
3rd	2:23	LSU 30	6-70	2:31	TOUCHDOWN
4th	8:49	LSU 29	9-71	3:27	TOUCHDOWN
4th	1:24	LSU 22	2-(6)	1:24	End of Half

at Florida

Qtr.	Time	Start	PI-Yds	TOP	Result
1st	15:00	LSU 22	10-64	4:12	FIELD GOAL
1st	5:50	LSU 9	3-2	1:49	Punt
1st	1:19	LSU 6	3-6	1:19	Punt
2nd	13:35	LSU 21	3-0	0:20	Interception
2nd	10:57	LSU 8	3-6	1:22	Punt
2nd	6:05	LSU 25	3-10	2:15	Punt
2nd	2:02	UF 7	4-3	1:38	FIELD GOAL
3rd	11:30	LSU 21	6-30	2:31	Punt
3rd	5:15	LSU 18	3-59	1:02	Fumble
4th	13:18	LSU 25	6-18	4:15	Punt
4th	5:43	LSU 20	7-11	1:53	Punt
4th	0:09	LSU 22	1-8	0:00	Fumble

South Carolina

Qtr.	Time	Start	PI-Yds	TOP	Result
1st	13:19	LSU 26	16-69	7:47	FIELD GOAL
1st	1:38	LSU 42	5-24	1:34	Interception
2nd	14:54	LSU 35	12-50	4:00	Missed FG
2nd	9:03	LSU 35	6-27	4:04	Punt
2nd	0:46	LSU 3	1-(1)	0:46	End of Half
3rd	14:49	LSU 31	9-69	3:36	TOUCHDOWN
3rd	8:52	LSU 25	5-8	2:00	Punt
3rd	5:02	LSU 35	3-(1)	0:59	Punt
3rd	3:14	LSU 22	16-75	7:57	FIELD GOAL
4th	9:13	USC 22	5-17	2:36	FIELD GOAL
4th	5:15	LSU 50	1-50	0:12	TOUCHDOWN
4th	1:41	USC 49	3-5	1:06	Punt

OPPONENT DRIVE CHARTS

at Auburn

Qtr.	Time	Start	PI-Yds	TOP	Result
1st	15:00	AUB 25	3-(4)	0:55	Punt
1st	8:31	AUB 3	1-(3)	0:10	SAFETY
1st	4:18	AUB 20	3-0	2:05	Punt
1st	1:02	LSU 26	3-26	1:02	TOUCHDOWN
2nd	12:20	AUB 20	5-22	3:15	Punt
2nd	6:26	AUB 35	9-42	5:05	FIELD GOAL
2nd	0:26	AUB 10	1-(2)	0:26	End of Half
3rd	11:47	AUB 16	4-(7)	2:10	Punt
3rd	5:26	AUB 44	3-4	1:44	Fumble
3rd	2:28	AUB 18	7-42	3:24	Interception
4th	12:58	AUB 27	3-9	2:07	Punt
4th	8:04	AUB 30	6-20	3:47	Punt
4th	0:39	AUB 20	5-17	0:39	Interception

Towson

Qtr.	Time	Start	PI-Yds	TOP	Result
1st	12:18	TOW 20	3-4	1:41	Punt
1st	10:19	TOW 17	5-13	2:27	Punt
1st	5:55	TOW 17	6-12	2:29	Punt
1st	2:09	LSU 38	8-29	3:35	FIELD GOAL
2nd	12:19	TOW 36	1-0	0:10	Fumble
2nd	10:39	TOW 34	6-5	3:08	Punt
2nd	6:44	LSU 45	4-45	1:29	TOUCHDOWN
2nd	2:52	TOW 25	3-(9)	0:37	Punt
2nd	1:13	TOW 18	5-19	1:13	End of Half
3rd	14:54	TOW 25	6-39	2:52	Missed FG
3rd	10:25	TOW 13	3-(2)	1:25	Punt
3rd	5:56	TOW 25	7-16	3:33	Punt
4th	14:45	TOW 36	12-64	5:47	TOUCHDOWN
4th	5:15	TOW 20	6-80	3:45	TOUCHDOWN

at Florida

Qtr.	Time	Start	PI-Yds	TOP	Result
1st	10:48	UF 14	9-26	4:58	Punt
1st	4:01	UF 45	3-(12)	2:42	Punt
2nd	15:00	UF 40	4-(5)	1:25	Punt
2nd	13:15	LSU 38	3-(11)	2:18	Punt
2nd	9:35	UF 29	8-46	3:30	Fumble
2nd	3:50	UF 17	4-(10)	1:48	Fumble
2nd	0:24	UF 22	1-(2)	0:24	End of Half
3rd	15:00	UF 16	6-17	3:30	Punt
3rd	8:59	UF 15	8-85	3:44	TOUCHDOWN
3rd	4:13	UF 23	11-77	5:55	TOUCHDOWN
4th	9:03	UF 26	5-21	3:20	Punt
4th	3:50	UF 12	7-30	3:41	Punt
4th	0:09	LSU 30	1-(2)	0:09	End of Half

South Carolina

Qtr.	Time	Start	PI-Yds	TOP	Result
1st	15:00	USC 25	3-9	1:41	Punt
1st	5:29	USC 12	6-15	3:51	Punt
1st	0:04	LSU 1	2-1	0:10	TOUCHDOWN
2nd	10:54	USC 20	3-9	1:51	Punt
2nd	4:59	USC 28	12-35	4:13	Punt
3rd	11:13	USC 25	5-16	2:21	Punt
3rd	6:52	USC 46	5-54	1:41	TOUCHDOWN
3rd	4:03	USC 42	3-1	0:49	Punt
4th	10:17	USC 25	3-4	1:04	Interception
4th	6:32	USC 19	3-(12)	1:17	Punt
4th	4:54	USC 23	11-77	3:13	TOUCHDOWN
4th	0:35	USC 20	4-12	0:35	Interception

LSU DRIVE CHARTS

at Texas A&M

Qtr.	Time	Start	Pl-Yds	TOP	Result
1st	10:46	LSU 32	3-3	1:40	Punt
1st	5:41	LSU 12	8-37	3:23	Punt
2nd	14:53	LSU 6	3-6	1:31	Punt
2nd	11:10	LSU 20	3-4	0:44	Punt
2nd	7:24	LSU 25	5-11	2:20	Punt
2nd	4:22	LSU 42	7-58	2:33	TOUCHDOWN
2nd	0:46	TAMU 40	6-40	0:35	TOUCHDOWN
3rd	15:00	LSU 25	3-9	1:38	Punt
3rd	10:19	LSU 24	3-0	0:30	Punt
3rd	7:32	LSU 40	9-23	4:48	Missed FG
3rd	1:15	LSU 6	3-5	1:23	Punt
4th	13:32	LSU 34	12-55	4:57	FIELD GOAL
4th	7:28	LSU 20	7-26	2:33	Punt
4th	3:20	TAMU 47	1-47	0:08	TOUCHDOWN
4th	1:17	TAMU 49	3-4	1:07	Punt

Alabama

Qtr.	Time	Start	Pl-Yds	TOP	Result
1st	15:00	LSU 25	8-29	2:50	Punt
1st	11:04	LSU 26	12-53	4:53	FIELD GOAL
1st	2:55	LSU 20	7-23	3:38	Punt
2nd	8:12	LSU 12	3-4	1:23	Punt
2nd	6:49	BAMA 32	5-0	2:13	Downs
2nd	3:38	LSU 9	8-54	2:30	Missed FG
2nd	0:04	BAMA 49	1-0	0:04	End of Half
3rd	13:55	LSU 33	3-3	1:38	Punt
3rd	10:34	LSU 42	13-58	6:59	TOUCHDOWN
3rd	1:06	LSU 10	7-90	3:08	TOUCHDOWN
4th	11:51	LSU 37	6-39	3:10	Downs
4th	7:20	LSU 19	12-53	5:46	Missed FG
4th	0:45	LSU 20	3-(1)	0:45	End of Half

Mississippi State

Qtr.	Time	Start	Pl-Yds	TOP	Result
1st	15:00	LSU 16	8-29	3:36	Punt
1st	6:32	LSU 41	12-48	6:21	FIELD GOAL
2nd	13:21	LSU 24	12-67	5:22	FIELD GOAL
2nd	7:09	MSU 21	3-21	1:38	TOUCHDOWN
2nd	0:48	LSU 29	4-71	0:35	TOUCHDOWN
3rd	12:42	LSU 31	10-45	4:13	FIELD GOAL
3rd	4:36	LSU 20	11-80	4:25	TOUCHDOWN
4th	14:14	LSU 28	5-19	3:14	Punt
4th	6:26	LSU 31	6-12	2:27	Punt

Ole Miss

Qtr.	Time	Start	Pl-Yds	TOP	Result
1st	15:00	LSU 22	3-0	0:45	Punt
1st	13:30	LSU 34	3-1	1:31	Punt
1st	10:16	LSU 25	2-75	0:21	TOUCHDOWN
1st	8:47	LSU 32	6-38	2:37	Missed FG
1st	5:15	LSU 25	6-10	3:18	Punt
1st	1:57	UM 18	6-13	2:07	FIELD GOAL
2nd	13:27	UM 36	8-36	3:30	TOUCHDOWN
2nd	5:38	LSU 41	3-3	1:34	Punt
2nd	0:40	LSU 25	2-(9)	0:40	End of Half
3rd	14:08	UM 20	5-13	2:26	FIELD GOAL
3rd	10:25	LSU 28	8-64	3:18	Interception
3rd	5:24	LSU 13	1-0	0:18	Interception
3rd	0:44	LSU 12	12-88	4:05	TOUCHDOWN
4th	11:11	LSU 25	3-5	0:43	Punt
4th	7:53	LSU 33	2-35	0:35	Fumble
4th	4:18	LSU 36	9-64	4:03	TOUCHDOWN

OPPONENT DRIVE CHARTS

at Texas A&M

Qtr.	Time	Start	Pl-Yds	TOP	Result
1st	15:00	TAMU 25	12-75	4:14	TOUCHDOWN
1st	9:06	TAMU 20	12-66	3:25	FIELD GOAL
1st	2:18	TAMU 20	9-34	2:25	Punt
2nd	13:22	TAMU 46	6-14	2:12	Punt
2nd	10:26	TAMU 25	8-42	3:02	FIELD GOAL
2nd	5:04	TAMU 31	3-4	0:42	Interception
2nd	1:49	TAMU 18	5-23	1:03	Fumble
2nd	0:11	TAMU 29	1-(2)	0:11	End of Half
3rd	13:22	TAMU 26	6-17	3:03	Punt
3rd	9:49	TAMU 21	6-37	2:17	Interception
3rd	2:44	TAMU 37	5-14	1:29	Punt
4th	14:52	LSU 48	5-14	1:20	Missed FG
4th	8:35	LSU 16	4-2	1:07	Missed FG
4th	4:55	TAMU 20	5-28	1:35	Interception
4th	3:12	TAMU 20	9-80	1:55	TOUCHDOWN
4th	0:10	TAMU 18	2-6	0:10	Fumble

Alabama

Qtr.	Time	Start	Pl-Yds	TOP	Result
1st	12:10	BAMA 11	3-7	1:06	Punt
1st	6:11	BAMA 19	7-42	3:16	Punt
2nd	14:17	BAMA 8	11-92	6:00	TOUCHDOWN
2nd	4:36	BAMA 33	3-2	0:58	Punt
2nd	1:08	BAMA 37	6-63	0:57	TOUCHDOWN
3rd	15:00	BAMA 25	3-6	1:05	Punt
3rd	12:17	BAMA 20	3-5	1:43	Punt
3rd	3:35	LSU 44	5-34	2:29	Fumble
4th	12:53	BAMA 27	3-1	1:02	Punt
4th	8:41	BAMA 24	3-3	1:21	Punt
4th	1:34	BAMA 28	5-72	0:43	TOUCHDOWN

Mississippi State

Qtr.	Time	Start	Pl-Yds	TOP	Result
1st	11:24	MSU 26	10-74	4:43	TOUCHDOWN
1st	0:05	MSU 24	3-9	1:44	Punt
2nd	7:52	MSU 15	2-10	0:43	Fumble
2nd	5:31	MSU 25	9-45	4:43	FIELD GOAL
2nd	0:08	MSU 23	1-(1)	0:08	End of Half
3rd	14:54	MSU 24	3-3	1:48	Punt
3rd	13:06	LSU 29	1-29	0:14	TOUCHDOWN
3rd	8:23	MSU 34	6-18	3:47	Punt
3rd	0:03	MSU 34	3-6	0:49	Punt
4th	11:00	MSU 3	10-67	4:34	Downs
4th	3:59	MSU 13	13-78	2:46	Interception
4th	1:06	MSU 25	3-13	1:06	End of Half

Ole Miss

Qtr.	Time	Start	Pl-Yds	TOP	Result
1st	14:15	UM 39	3-0	0:36	Punt
1st	12:08	UM 18	6-82	1:52	TOUCHDOWN
1st	9:48	UM 20	3-1	1:01	Punt
1st	6:10	UM 30	4-70	0:55	TOUCHDOWN
2nd	14:50	UM 25	3-1	1:23	Interception
2nd	9:51	UM 6	11-39	4:13	Punt
2nd	4:04	UM 3	11-97	3:14	TOUCHDOWN
3rd	14:55	UM 20	2-(5)	0:47	Interception
3rd	11:37	UM 27	3-5	1:12	Punt
3rd	7:07	UM 15	5-32	1:43	Interception
3rd	5:06	LSU 38	9-38	4:16	TOUCHDOWN
4th	11:39	UM 35	4-65	0:28	TOUCHDOWN
4th	10:28	UM 34	3-4	1:18	Punt
4th	9:05	UM 21	3-4	1:12	Punt
4th	7:18	UM 32	6-32	3:00	Missed FG
4th	0:12	UM 28	3-7	0:12	End of Half

LSU DRIVE CHARTS**at Arkansas**

Qtr.	Time	Start	Pl-Yds	TOP	Result
1st	11:08	LSU 2	8-26	4:19	Punt
1st	6:31	ARK 40	4-8	1:46	FIELD GOAL
1st	1:01	LSU 3	6-54	2:17	Punt
2nd	12:04	LSU 40	7-18	2:33	Downs
2nd	5:12	LSU 24	9-76	4:0	TOUCHDOWN
2nd	0:03	LSU 26	1-(2)	0:03	End of Half
3rd	15:00	LSU 6	3-4	1:42	Punt
3rd	10:32	ARK 14	3-14	1:29	TOUCHDOWN
3rd	5:52	LSU 10	11-46	4:58	Punt
4th	12:17	LSU 25	3-6	1:30	Punt
4th	9:06	LSU 20	3-(12)	1:34	Punt
4th	5:27	LSU 12	11-78	4:01	FIELD GOAL

OPPONENT DRIVE CHARTS**at Arkansas**

Qtr.	Time	Start	Pl-Yds	TOP	Result
1st	15:00	ARK 36	8-62	3:52	Fumble
1st	6:49	ARK 28	1-0	0:18	Interception
1st	4:45	ARK 25	6-27	3:44	Punt
2nd	13:44	ARK 6	4-3	1:40	Punt
2nd	9:31	ARK 43	9-33	4:19	Missed FG
2nd	1:12	ARK 23	7-51	1:09	Missed FG
3rd	13:18	ARK 42	9-50	2:46	FIELD GOAL
3rd	9:03	ARK 26	7-74	3:11	TOUCHDOWN
3rd	0:54	ARK 20	10-79	3:37	FIELD GOAL
4th	10:47	ARK 20	5-12	1:41	Punt
4th	7:32	ARK 38	5-17	2:05	Punt
4th	1:26	ARK 22	10-60	1:26	End of Half

LSU SUPERLATIVES

Highs

Points Scored	63 vs. Idaho (9/15)
Total Yards	508 vs. North Texas (9/1)
Rushing Yards	316 vs. North Texas (9/1)
Rushing Attempts	53 vs. South Carolina (10/13)
Rushing TDs	5 vs. Idaho (9/15)
Passing Yards	296 vs. Alabama (11/3)
Passes Completed	25 vs. Alabama (11/3)
Passes Attempted	36 vs. Alabama (11/3)
Passing TDs	2 (several) last vs. Mississippi State (11/10)
Passes Intercepted	2 vs. Ole Miss (11/17)
First Downs	26 vs. North Texas (9/1)
Penalties	13 vs. Texas A&M (10/20)
Penalty Yards	102 vs. Texas A&M (10/20)
Sacks	5 vs. Florida (10/6)

Lows

Points Scored	6 vs. Florida (10/6)
Total Yards	200 vs. Florida (10/6)
Rushing Yards	43 vs. Florida (10/6)
Rushing Attempts	25 vs. Florida (10/6)
Rushing TDs	0 vs. Florida (10/6)
Passing Yards	97 vs. Texas A&M (10/20)
Passes Completed	11 (several) last vs. Texas A&M (10/20)
Passes Attempted	19 vs. Washington (9/8)
Passing TDs	0 (several) last vs. Ole Miss (11/17)
Passes Intercepted	0 (several) last vs. Arkansas (11/23)
First Downs	8 vs. Florida (10/6)
Penalties	2 vs. Mississippi State (11/10)
Penalty Yards	20 vs. Mississippi State (11/10)
Sacks	0 (several) last vs. Idaho (9/15)

Individual

All-Purpose Yds	163 by Odell Beckham Jr. vs. Towson (9/29)
Rushing Yards	141 by Kenny Hilliard vs. North Texas (9/1)
Rushing Carries	29 by Jeremy Hill vs. Alabama (11/3)
Rushing TDs	3 by Jeremy Hill vs. Ole Miss (11/17)
Longest Rush	78 by Russell Shepard vs. Towson (9/29)
Passing Yards	298 by Zach Mettenberger vs. Alabama (11/3)
Pass Completions	24 by Zach Mettenberger vs. Alabama (11/3)
Passing Attempts	35 by Zach Mettenberger vs. Alabama (11/3)
Passes Intercepted	2 by Zach Mettenberger vs. Ole Miss (11/17)
Passing TDs	2 by Zach Mettenberger (several) last vs. Towson (9/29)
Longest Pass	56 by Zach Mettenberger vs. Florida (10/6)
Receiving Yards	128 by Odell Beckham Jr. vs. Towson (9/29)
Receptions	9 by Jarvis Landry vs. Mississippi State (11/10)
Receiving TDs	2 by Odell Beckham Jr. vs. Towson (9/29)
Longest Reception	56 by Odell Beckham Jr. vs. Florida (10/6)
FG's Made	3 by Drew Alleman (several) last vs. Mississippi State (11/10)
FG's Attempted	4 by Drew Alleman vs. South Carolina (10/13)
Longest FG Made	49 yd by Drew Alleman vs. Arkansas (11/23)
PAT's	9 by Drew Alleman vs. Idaho (9/15)
Punts	10 by Brad Wing vs. Texas A&M (10/20)
Punts Average	54.3 by Brad Wing vs. Washington (9/8)
Longest Punt	69 by Brad Wing vs. Arkansas (11/23)
Punt Return Yds	109 by Odell Beckham Jr. vs. Ole Miss (11/17)
Longest Punt Ret.	89 by Odell Beckham Jr. vs. Ole Miss (11/17)
KO Return Yards	99 by Michael Ford vs. Idaho (9/15)
Longest KO Ret.	86 by Michael Ford vs. Arkansas (11/23)
Total Tackles	20 by Kevin Minnter vs. Florida (10/6)
Tackles for Loss	3.5 by Sam Montgomery vs. Auburn (9/22)
Sacks	2 (several) last by Sam Montgomery vs. South Carolina (10/13)
Interceptions	2 by Ronald Martin vs. Idaho (9/15)
Int. Return Yards	100 by Craig Loston vs. Mississippi State (11/10)

OPPONENT SUPERLATIVES

Highs

Points Scored	35 by Ole Miss (11/17)
Total Yards	463 by Ole Miss (11/17)
Rushing Yards	188 by Towson (9/29)
Rushing Attempts	58 by Florida (10/6)
Rushing TDs	3 by Ole Miss (11/17)
Passing Yards	359 by Arkansas (11/23)
Passes Completed	31 by Arkansas (11/23)
Passes Attempted	56 by Texas A&M (10/20)
Passing TDs	2 (several) last by Ole Miss (11/17)
Passes Intercepted	4 by Idaho (9/15)
First Downs	26 by Texas A&M (10/20)
Penalties	11 by Washington (9/8)
Penalty Yards	74 by Washington (9/8)
Sacks	4 (several) last by Florida (10/6)

Lows

Points Scored	3 by Washington (9/8)
Total Yards	183 (several) last by Auburn (9/22)
Rushing Yards	26 by Washington (9/8)
Rushing Attempts	24 (several) last by Arkansas (11/23)
Rushing TDs	0 (several) last by Arkansas (11/23)
Passing Yards	61 by Florida (10/6)
Passes Completed	8 (several) last by Florida (10/6)
Passes Attempted	12 by Florida (10/6)
Passing TDs	0 (several) last by Florida (10/6)
Passes Intercepted	0 by Towson (9/29)
First Downs	9 (several) by Auburn (9/22)
Penalties	1 by Alabama (11/3)
Penalty Yards	15 (several) last by Alabama (11/3)
Sacks	0 by Washington (9/8)

Individual

All-Purpose Yds	184 by Brelan Chancellor for North Texas (9/1)
Rushing Yards	146 by Mike Gillislee for Florida (10/6)
Rushing Carries	34 by Mike Gillislee for Florida (10/6)
Rushing TDs	2 (several) last by Bo Wallace for Ole Miss (11/17)
Longest Rush	58 by Bo Wallace for Ole Miss (11/17)
Passing Yards	359 by Tyler Wilson for Arkansas (11/23)
Pass Completions	31 by Tyler Wilson for Arkansas (11/23)
Passing Attempts	56 by Johnny Manziel for Texas A&M (10/20)
Passes Intercepted	4 by Dominique Blackman for Idaho (9/15)
Passing TDs	2 (several) last by Bo Wallace for Ole Miss (11/17)
Longest Pass	80 by Derek Thompson for North Texas (9/1)
Receiving Yards	161 by Donte Moncrief for Ole Miss (11/17)
Receptions	10 (several) last by Cobi Hamilton for Arkansas (11/23)
Receiving TDs	2 (several) last by Donte Moncrief for Ole Miss (11/17)
Longest Reception	80 by Brelan Chancellor for North Texas (9/1)
FG's Made	2 (several) last by John Henson for Arkansas (11/23)
FG's Attempted	4 by Taylor Bertolet for Texas A&M (10/20)
Longest FG Made	50 yd by Taylor Bertolet for Texas A&M (10/20)
PAT's	3 by Jeremy Shelly for Alabama (11/3)
Punts	8 (several) last by Corey Durkee for Washington (9/8)
Punts Average	49.1 by Kyle Christy for Florida (10/6)
Longest Punt	61 by Kyle Christy for Florida (10/6)
Punt Return Yds	50 by Ace Sanders for South Carolina (10/13)
Longest Punt Ret.	50 by Ace Sanders for South Carolina (10/13)
KO Return Yards	108 by Robert Johnson for Mississippi State (11/10)
Longest KO Ret.	76 by Trey Williams for Texas A&M (10/20)
Total Tackles	15 by Cameron Lawrence for Mississippi State (11/10)
Tackles for Loss	2.5 (several) last by Adrian Hubbard for Alabama (11/3)
Sacks	2.0 (several) last by Tye Smith for Towson (9/29)
Interceptions	2 by Senquez Golson for Ole Miss (11/17)
Int. Return Yards	94 by Gary Walker for Idaho (9/15)



2012 LSU Football
LSU Game Results (as of Nov 26, 2012)
All games



Date	Opponent		Score	Overall	Conference	Time	Attend
Sep 01, 2012	NORTH TEXAS	W	41-14	1-0	0-0	3:30	92059
Sep 08, 2012	WASHINGTON	W	41-3	2-0	0-0	3:22	92804
Sep 15, 2012	IDAHO	W	63-14	3-0	0-0	3:13	92177
* Sep 22, 2012	at Auburn	W	12-10	4-0	1-0	3:21	86721
Sep 29, 2012	TOWSON	W	38-22	5-0	1-0	3:33	92154
* Oct 06, 2012	at #10 Florida	L	6-14	5-1	1-1	3:23	90824
* Oct 13, 2012	#3 SOUTH CAROLINA	W	23-21	6-1	2-1	3:27	92734
* Oct 20, 2012	at #20 Texas A&M	W	24-19	7-1	3-1	4:00	87429
* Nov 03, 2012	#1 ALABAMA	L	17-21	7-2	3-2	3:34	93374
* Nov 10, 2012	#22 MISS. ST.	W	37-17	8-2	4-2	3:12	92831
* Nov 17, 2012	OLE MISS	W	41-35	9-2	5-2	3:46	92872
* Nov 23, 2012	at Arkansas	W	20-13	10-2	6-2	3:45	71117



2012 LSU Football
LSU Overall Team Statistics (as of Nov 26, 2012)
All games



Team Statistics	LS	OPP
SCORING	363	203
Points Per Game	30.2	16.9
FIRST DOWNS	233	208
Rushing	117	75
Passing	101	106
Penalty	15	27
RUSHING YARDAGE	2159	1222
Yards gained rushing	2461	1570
Yards lost rushing	302	348
Rushing Attempts	502	390
Average Per Rush	4.3	3.1
Average Per Game	179.9	101.8
TDs Rushing	27	13
PASSING YARDAGE	2487	2332
Comp-Att-Int	194-333-6	218-407-18
Average Per Pass	7.5	5.7
Average Per Catch	12.8	10.7
Average Per Game	207.2	194.3
TDs Passing	11	13
TOTAL OFFENSE	4646	3554
Total Plays	835	797
Average Per Play	5.6	4.5
Average Per Game	387.2	296.2
KICK RETURNS: #-Yards	28-648	48-878
PUNT RETURNS: #-Yards	32-307	15-62
INT RETURNS: #-Yards	18-274	6-202
KICK RETURN AVERAGE	23.1	18.3
PUNT RETURN AVERAGE	9.6	4.1
INT RETURN AVERAGE	15.2	33.7
FUMBLES-LOST	20-10	19-13
PENALTIES-Yards	87-687	66-477
Average Per Game	57.2	39.8
PUNTS-Yards	62-2766	76-3132
Average Per Punt	44.6	41.2
Net punt average	40.4	36.1
TIME OF POSSESSION/Game	31:09	28:51
3RD-DOWN Conversions	75/181	51/167
3rd-Down Pct	41%	31%
4TH-DOWN Conversions	4/7	9/14
4th-Down Pct	57%	64%
SACKS BY-Yards	30-196	26-200
MISC YARDS	0	0
TOUCHDOWNS SCORED	43	26
FIELD GOALS-ATTEMPTS	20-28	8-14
ON-SIDE KICKS	1-1	0-1
RED-ZONE SCORES	(42-50) 84%	(24-31) 77%
RED-ZONE TOUCHDOWNS	(25-50) 50%	(19-31) 61%
PAT-ATTEMPTS	(41-41) 100%	(23-25) 92%
ATTENDANCE	741005	336091
Games/Avg Per Game	8/92626	4/84023
Neutral Site Games		0/0

Score by Quarters	1st	2nd	3rd	4th	OT	Total
LSU	80	91	82	110	0	363
Opponents	40	67	38	58	0	203

2012 LSU Football
LSU Overall Individual Statistics (as of Nov 26, 2012)
All games

Rushing	gp-gs	att	gain	loss	net	avg	td	lg	avg/g
Jeremy Hill	10-4	130	651	20	631	4.9	10	50	63.1
Kenny Hilliard	11-1	80	469	13	456	5.7	6	71	41.5
Michael Ford	12-0	69	398	5	393	5.7	3	22	32.8
Spencer Ware	11-4	91	383	25	358	3.9	1	30	32.5
Alfred Blue	4-3	40	275	5	270	6.8	2	37	67.5
Russell Shepard	12-1	20	166	5	161	8.1	1	78	13.4
J.C. Copeland	12-11	21	68	1	67	3.2	4	16	5.6
Connor Neighbors	12-0	1	5	0	5	5.0	0	5	0.4
Stephen Rivers	4-0	1	2	0	2	2.0	0	2	0.5
Terrence Magee	9-0	1	0	0	0	0.0	0	0	0.0
TEAM	5-0	7	0	17	-17	-2.4	0	0	-3.4
Zach Mettenberger	12-12	41	44	211	-167	-4.1	0	7	-13.9
Total	12	502	2461	302	2159	4.3	27	78	179.9
Opponents	12	390	1570	348	1222	3.1	13	58	101.8

Passing	gp-gs	effic	comp-att-int	pct	yds	td	lg	avg/g
Zach Mettenberger	12-12	129.60	193-329-6	58.7	2489	11	56	207.4
Stephen Rivers	4-0	0.00	0-2-0	0.0	0	0	0	0.0
Spencer Ware	11-4	0.00	0-1-0	0.0	0	0	0	0.0
Brad Wing	11-0	83.20	1-1-0	100.0	-2	0	0	-0.2
Total	12	128.29	194-333-6	58.3	2487	11	56	207.2
Opponents	12	103.39	218-407-18	53.6	2332	13	80	194.3

Receiving	gp-gs	no.	yds	avg	td	lg	avg/g
Jarvis Landry	12-1	52	536	10.3	4	33	44.7
Odell Beckham, Jr.	12-11	40	673	16.8	2	56	56.1
Kadron Boone	12-6	24	334	13.9	4	34	27.8
James Wright	11-4	18	242	13.4	0	48	22.0
Spencer Ware	11-4	15	212	14.1	1	38	19.3
Jeremy Hill	10-4	8	73	9.1	0	21	7.3
Alfred Blue	4-3	7	45	6.4	0	14	11.2
Russell Shepard	12-1	6	92	15.3	0	33	7.7
Travis Dickson	11-1	5	69	13.8	0	30	6.3
Nic Jacobs	9-1	5	58	11.6	0	21	6.4
Chase Clement	12-12	4	44	11.0	0	27	3.7
J.C. Copeland	12-11	3	54	18.0	0	42	4.5
Kenny Hilliard	11-1	3	21	7.0	0	10	1.9
Michael Ford	12-0	2	29	14.5	0	27	2.4
Terrence Magee	9-0	1	7	7.0	0	7	0.8
Drew Alleman	12-0	1	-2	-2.0	0	0	-0.2
Total	12	194	2487	12.8	11	56	207.2
Opponents	12	218	2332	10.7	13	80	194.3

Punt Returns	no.	yds	avg	td	lg
Odell Beckham, Jr.	31	300	9.7	2	89
Jarvis Landry	1	7	7.0	0	7
Total	32	307	9.6	2	89
Opponents	15	62	4.1	0	50

Interceptions	no.	yds	avg	td	lg
Tharold Simon	4	43	10.8	0	21
Craig Loston	3	103	34.3	1	100
Ronald Martin	2	45	22.5	1	45
Jalen Mills	2	18	9.0	0	14
Eric Reid	2	29	14.5	0	29
Jalen Collins	2	9	4.5	0	6
Luke Muncie	1	0	0.0	0	0
Lavar Edwards	1	23	23.0	1	23
Kevin Minter	1	4	4.0	0	4
Total	18	274	15.2	3	100
Opponents	6	202	33.7	0	94

Kick Returns	no.	yds	avg	td	lg
Michael Ford	18	458	25.4	0	86
Jarvis Landry	4	76	19.0	0	22
Odell Beckham, Jr.	4	74	18.5	0	34
Nic Jacobs	1	11	11.0	0	11
Chase Clement	1	29	29.0	0	29
Total	28	648	23.1	0	86
Opponents	48	878	18.3	0	76

Fumble Returns	no.	yds	avg	td	lg
Lamin Barrow	1	4	4.0	0	4
Kwon Alexander	1	15	15.0	0	15
Total	2	19	9.5	0	15
Opponents	0	0	0.0	0	0



2012 LSU Football
LSU Overall Individual Statistics (as of Nov 26, 2012)
All games



Scoring	td	fg	PAT				d xp	saf	pts
			kick	rush	rcv	pass			
Drew Alleman	-	20-28	41-41	-	-	-	-	-	101
Jeremy Hill	10	-	-	-	-	-	-	-	60
Kenny Hilliard	6	-	-	-	-	-	-	-	36
Odell Beckham, Jr.	4	-	-	-	-	-	-	-	24
J.C. Copeland	4	-	-	-	-	-	-	-	24
Jarvis Landry	4	-	-	-	-	-	-	-	24
Kadron Boone	4	-	-	-	-	-	-	-	24
Michael Ford	3	-	-	-	-	-	-	-	18
Spencer Ware	2	-	-	-	1	-	-	-	14
Alfred Blue	2	-	-	-	-	-	-	-	12
Craig Loston	1	-	-	-	-	-	-	-	6
Russell Shepard	1	-	-	-	-	-	-	-	6
Ronald Martin	1	-	-	-	-	-	-	-	6
Lavar Edwards	1	-	-	-	-	-	-	-	6
Sam Montgomery	-	-	-	-	-	-	1	-	2
Brad Wing	-	-	-	0-1	-	-	-	-	0
Zach Mettenberger	-	-	-	-	-	1-1	-	-	0
Total	43	20-28	41-41	0-1	1	1-1	-	1	363
Opponents	26	8-14	23-25	0-1	-	-	-	-	203

Total Offense	g	plays	rush	pass	total	avg/g
Zach Mettenberger	12	370	-167	2489	2322	193.5
Jeremy Hill	10	130	631	0	631	63.1
Kenny Hilliard	11	80	456	0	456	41.5
Michael Ford	12	69	393	0	393	32.8
Spencer Ware	11	92	358	0	358	32.5
Alfred Blue	4	40	270	0	270	67.5
Russell Shepard	12	20	161	0	161	13.4
J.C. Copeland	12	21	67	0	67	5.6
Connor Neighbors	12	1	5	0	5	0.4
Stephen Rivers	4	3	2	0	2	0.5
Brad Wing	11	1	0	-2	-2	-0.2
TEAM	5	7	-17	0	-17	-3.4
Total	12	835	2159	2487	4646	387.2
Opponents	12	797	1222	2332	3554	296.2

Field Goals	fg	pct.	01-19	20-29	30-39	40-49	50-99	lg	blk
Drew Alleman	20-28	71.4	1-1	11-11	5-8	3-5	0-3	49	0

FG Sequence	LSU	Opponents
North Texas	(44),34,(30)	-
Washington	(18),(32)	(34)
Idaho	-	-
Auburn	(30),34	(40)
Towson	51,(23)	(26),53
Florida	(31),(21)	-
South Carolina	(23),32,(20),(22)	-
Texas A&M	54,(28)	(32),(50),52,33
Alabama	(38),54,45	-
Miss. St.	(28),(26),(41)	(47)
Ole Miss	48,(22),(24)	53
Arkansas	(49),(27)	40,43,(25),(17)

Punting	no.	yds	avg	lg	tb	fc	i20	50+	blk
Brad Wing	59	2643	44.8	69	10	17	21	19	0
Jamie Keehn	3	123	41.0	51	0	1	1	1	0
Total	62	2766	44.6	69	10	18	22	20	0
Opponents	76	3132	41.2	61	4	16	17	14	0

Kickoffs	no.	yds	avg	tb	ob	retn	net	ydln
James Hairston	74	4521	61.1	24	1			
Total	74	4521	61.1	24	1	18.3	42.7	22
Opponents	46	2706	58.8	13	3	23.1	39.1	25

Numbers in (parentheses) indicate field goal was made.



2012 LSU Football
LSU Overall Individual Statistics (as of Nov 26, 2012)
All games



All Purpose	g	rush	rcv	pr	kr	ir	total	avg/g
Odell Beckham,	12	0	673	300	74	0	1047	87.2
Michael Ford	12	393	29	0	458	0	880	73.3
Jeremy Hill	10	631	73	0	0	0	704	70.4
Jarvis Landry	12	0	536	7	76	0	619	51.6
Spencer Ware	11	358	212	0	0	0	570	51.8
Kenny Hilliard	11	456	21	0	0	0	477	43.4
Kadron Boone	12	0	334	0	0	0	334	27.8
Alfred Blue	4	270	45	0	0	0	315	78.8
Russell Shepard	12	161	92	0	0	0	253	21.1
James Wright	11	0	242	0	0	0	242	22.0
J.C. Copeland	12	67	54	0	0	0	121	10.1
Craig Loston	11	0	0	0	0	103	103	9.4
Chase Clement	12	0	44	0	29	0	73	6.1
Nic Jacobs	9	0	58	0	11	0	69	7.7
Travis Dickson	11	0	69	0	0	0	69	6.3
Ronald Martin	12	0	0	0	0	45	45	3.8
Tharold Simon	12	0	0	0	0	43	43	3.6
Eric Reid	12	0	0	0	0	29	29	2.4
Lavar Edwards	12	0	0	0	0	23	23	1.9
Jalen Mills	12	0	0	0	0	18	18	1.5
Jalen Collins	12	0	0	0	0	9	9	0.8
Terrence Magee	9	0	7	0	0	0	7	0.8
Connor Neighbo	12	5	0	0	0	0	5	0.4
Kevin Minter	12	0	0	0	0	4	4	0.3
Stephen Rivers	4	2	0	0	0	0	2	0.5
Drew Alleman	12	0	-2	0	0	0	-2	-0.2
TEAM	5	-17	0	0	0	0	-17	-3.4
Zach Mettenber	12	-167	0	0	0	0	-167	-13.9
Total	12	2159	2487	307	648	274	5875	489.6
Opponents	12	1222	2332	62	878	202	4696	391.3

2012 LSU Football
LSU Overall Defensive Statistics (as of Nov 26, 2012)
All games

##	Defensive Leaders	gp-gs	Tackles				tfl/yds	Sacks no-yds	Pass defense			Fumbles		blkd	
			ua	a	tot				int-yds	brup	qbh	rcv-yds	ff	kick	saf
46	Kevin Minter	12-12	48	63	111	13.5-45	3.0-23	1-4	5	4	.	1	.	.	
57	Lamin Barrow	12-12	43	49	92	5.5-6	.	.	4	5	2-4	1	.	.	
1	Eric Reid	12-12	37	44	81	1.0-1	.	2-29	6	
28	Jalen Mills	12-12	33	19	52	.	.	2-18	5	
6	Craig Loston	11-11	25	23	48	3.0-8	.	3-103	
24	Tharold Simon	12-12	28	10	38	.	.	4-43	8	.	1-0	.	.	.	
18	Bennie Logan	12-11	12	24	36	5.0-19	2.0-15	.	3	2	.	1	1	.	
49	Barkevious Mingo	12-9	19	14	33	5.5-32	4.0-25	.	3	12	2-0	.	.	.	
26	Ronald Martin	12-1	17	16	33	1.0-1	.	2-45	.	.	.	1	.	.	
99	Sam Montgomery	12-9	15	17	32	12.0-51	7.0-37	.	2	3	1-0	1	.	1	
90	Anthony Johnson	12-3	11	19	30	10.0-37	3.0-24	.	1	2	
32	Jalen Collins	12-1	13	15	28	.	.	2-9	6	
34	Micah Eugene	12-0	18	8	26	3.0-14	3.0-14	.	3	1	
89	Lavar Edwards	12-6	12	11	23	7.0-46	4.5-31	1-23	.	3	
45	Deion Jones	12-0	7	14	21	3.0-12	.	.	.	3	1-0	.	.	.	
77	Josh Downs	12-9	3	12	15	3.5-19	2.5-16	
23	Lamar Louis	10-5	5	8	13	2	
94	Danielle Hunter	11-0	3	9	12	
9	Ego Ferguson	12-0	2	9	11	1.0-2	.	.	1	
25	Kwon Alexander	6-2	7	4	11	1.0-2	.	.	1	1	2-15	1	.	.	
59	Jermauria Rasco	12-0	2	8	10	2.0-3	.	.	.	1	.	1	.	.	
52	Luke Muncie	8-4	6	4	10	1.0-2	.	1-0	
12	Corey Thompson	12-0	4	5	9	
80	Jarvis Landry	12-1	4	5	9	2-0	.	.	.	
87	Chancey Aghayere	10-1	3	4	7	1.0-11	1.0-11	.	1	.	1-0	.	.	.	
39	Jerqwinick Sandolph	8-0	1	3	4	1-0	.	.	.	
10	Russell Shepard	12-1	3	1	4	
48	Seth Fruge	12-0	1	3	4	
22	Ronnie Feist	5-0	1	2	3	
96	Mickey Johnson	1-0	.	1	1	
3	Odell Beckham, Jr.	12-11	.	1	1	
86	Kadron Boone	12-6	.	1	1	
33	Jeremy Hill	10-4	1	.	1	
3J	James Hairston	12-0	1	.	1	
88	Chase Clement	12-12	1	.	1	
70	La'el Collins	12-12	1	.	1	
35	Lorenzo Phillips	4-0	1	.	1	
38	Brad Wing	11-0	1	.	1	
40	Rockey Duplessis	7-0	1	.	1	
42	Michael Ford	12-0	.	1	1	
95	Quentin Thomas	3-0	.	1	1	
82	James Wright	11-4	1	.	1	
Total		12	391	428	819	79-311	30-196	18-274	49	39	13-19	7	1	1	
Opponents		12	415	552	967	66-289	26-200	6-202	45	15	10-0	13	.	.	



2012 LSU Football
LSU Team Game-by-Game (as of Nov 26, 2012)
All games



TEAM STATISTICS

Date	Opponent	Rushing				Receiving				Passing				Kick Returns				Punt Returns				tot off
		no.	yds	td	lg	no.	yds	td	lg	cmp-att-int	yds	td	lg	no.	yds	td	lg	no.	yds	td	lg	
Sep 01	NORTH TEXAS	46	316	3	60	19	192	1	34	19-26-1	192	1	34	1	26	0	26	4	75	1	70	508
Sep 08	WASHINGTON	52	242	4	21	12	195	1	32	12-19-0	195	1	32	2	54	0	34	3	11	0	7	437
Sep 15	IDAHO	39	250	5	71	17	222	2	46	17-23-1	222	2	46	3	99	0	42	4	31	0	11	472
Sep 22	at Auburn	44	182	1	30	15	169	0	33	15-27-0	169	0	33	1	22	0	22	1	-5	0	0	351
Sep 29	TOWSON	35	158	3	78	15	238	2	53	15-26-0	238	2	53	3	24	0	19	3	41	0	30	396
Oct 06	at Florida	25	42	0	13	11	158	0	56	11-25-1	158	0	56	2	38	0	20	4	22	0	11	200
Oct 13	SOUTH CAROLINA	53	258	2	50	12	148	0	27	12-25-1	148	0	27	2	59	0	31	3	6	0	4	406
Oct 20	at Texas A&M	45	219	2	47	11	97	1	29	11-29-0	97	1	29	2	27	0	15	0	0	0	0	316
Nov 03	ALABAMA	49	139	1	19	25	296	1	42	25-36-0	296	1	42	3	59	0	29	3	16	0	10	435
Nov 10	MISS. ST.	38	119	1	12	19	273	2	36	19-30-0	273	2	36	3	88	0	41	2	0	0	3	392
Nov 17	OLE MISS	38	145	4	27	22	282	0	48	22-38-2	282	0	48	3	62	0	22	3	109	1	89	427
Nov 23	at Arkansas	38	89	1	19	16	217	1	47	16-29-0	217	1	47	3	90	0	86	2	1	0	3	306
LSU		502	2159	27	78	194	2487	11	56	194-333-6	2487	11	56	28	648	0	86	32	307	2	89	4646
		390	1222	13	58	218	2332	13	80	218-407-18	2332	13	80	48	878	0	76	15	62	0	50	3554

Games played: 12
 Avg per rush: 4.3
 Avg per catch: 12.8
 Pass efficiency: 128.29
 Kick ret avg: 23.1
 Punt ret avg: 9.6
 All purpose avg/game: 489.6
 Total offense avg/gm: 387.2

Date	Opponent	Tackles				tfl-yds	Sacks		Fumble		Pass Defense			Blkd kick	PAT Attempts				saf	pts
		ua	a	total			no-yds	ff	fr-yds	int-yds	qbh	brup	kick		rush	rcv				
Sep 01	NORTH TEXAS	21	46	67	6.0-23	0.0-0	1	1-0	1-0	3	4	0	5-5	0	0	0	0	41		
Sep 08	WASHINGTON	31	28	59	8.0-35	4.0-28	0	0-0	1-4	7	7	0	5-5	0	0	0	41			
Sep 15	IDAHO	35	38	73	6.0-11	0.0-0	0	0-0	4-82	0	4	0	9-9	0	0	0	63			
Sep 22	at Auburn	34	14	48	14.0-46	4.0-17	0	1-0	2-6	5	0	0	1-1	0	0	1	12			
Sep 29	TOWSON	23	62	85	7.0-22	3.0-15	1	2-0	0-0	8	3	0	5-5	0	0	0	38			
Oct 06	at Florida	54	16	70	9.0-48	5.0-43	2	2-15	0-0	0	1	0	0-0	0	0	0	6			
Oct 13	SOUTH CAROLINA	30	32	62	7.0-33	4.0-30	1	0-0	2-39	6	2	0	2-2	0	0	0	23			
Oct 20	at Texas A&M	44	36	80	8.0-28	3.0-17	1	2-0	3-17	4	6	0	3-3	0	0	0	24			
Nov 03	ALABAMA	19	30	49	2.0-11	1.0-5	0	2-0	0-0	1	4	0	2-2	0	0	0	17			
Nov 10	MISS. ST.	36	38	74	4.0-20	2.0-15	0	1-4	1-100	1	5	0	4-4	0	0	0	37			
Nov 17	OLE MISS	34	48	82	7.0-31	3.0-23	0	1-0	3-5	1	5	0	3-3	0	1	0	41			
Nov 23	at Arkansas	30	40	70	1.0-3	1.0-3	1	1-0	1-21	3	8	1	2-2	0	0	0	20			
LSU		391	428	819	79.0-311	30.0-196	7	13-19	18-274	39	49	1	41-41	0	1	1	363			
		415	552	967	66.0-289	26.0-200	13	10-0	6-202	15	45	0	23-25	0	0	0	203			

Date	Opponent	Punting										Field Goals			Kickoffs				
		no.	yds	avg	long	blkd	tb	fc	50+	i20	md-att	long	blkd	no.	yds	avg	tb	ob	
Sep 01	NORTH TEXAS	3	123	41.0	51	0	0	1	1	1	2-3	44	0	8	500	62.5	4	0	
Sep 08	WASHINGTON	3	163	54.3	62	0	1	0	2	1	2-2	32	0	8	509	63.6	5	0	
Sep 15	IDAHO	5	226	45.2	51	0	1	1	1	3	0-0	0	0	10	642	64.2	4	0	
Sep 22	at Auburn	8	338	42.2	60	0	1	3	2	3	1-2	30	0	3	190	63.3	1	0	
Sep 29	TOWSON	4	177	44.2	50	0	1	0	1	2	1-2	23	0	7	419	59.9	2	0	
Oct 06	at Florida	7	319	45.6	57	0	0	5	2	3	2-2	31	0	3	194	64.7	0	0	
Oct 13	SOUTH CAROLINA	4	134	33.5	56	0	1	0	1	0	3-4	23	0	6	383	63.8	3	0	
Oct 20	at Texas A&M	10	451	45.1	65	0	2	2	5	1	1-2	28	0	5	282	56.4	1	0	
Nov 03	ALABAMA	4	196	49.0	64	0	1	2	1	2	1-3	38	0	3	158	52.7	1	0	
Nov 10	MISS. ST.	3	126	42.0	50	0	0	1	1	2	3-3	41	0	8	480	60.0	1	0	
Nov 17	OLE MISS	5	224	44.8	53	0	0	2	1	3	2-3	24	0	8	457	57.1	1	1	
Nov 23	at Arkansas	6	289	48.2	69	0	2	1	2	1	2-2	49	0	5	307	61.4	1	0	
LSU		62	2766	44.6	69	0	10	18	20	22	20-28	49	0	74	4521	61.1	24	1	
		76	3132	41.2	61	0	4	16	14	17	8-14	50	1	46	2706	58.8	13	3	

OPPONENT STATISTICS

Date	Opponent	Rushing				Receiving				Passing				Kick Returns				Punt Returns				tot off
		no.	yds	td	lg	no.	yds	td	lg	cmp-att-int	yds	td	lg	no.	yds	td	lg	no.	yds	td	lg	
Sep 01	NORTH TEXAS	35	76	0	12	8	143	2	80	8-21-1	143	2	80	4	74	0	26	0	0	0	0	219
Sep 08	WASHINGTON	24	26	0	9	17	157	0	22	17-36-1	157	0	22	3	63	0	30	1	1	0	1	183
Sep 15	IDAHO	26	39	0	21	23	174	2	22	23-36-4	174	2	22	6	75	0	16	2	-5	0	0	213
Sep 22	at Auburn	30	86	1	26	13	97	0	23	13-22-2	97	0	23	2	59	0	43	1	0	0	0	183
Sep 29	TOWSON	40	188	2	43	13	103	1	22	13-33-0	103	1	22	5	80	0	33	2	6	0	10	291
Oct 06	at Florida	58	176	2	17	8	61	0	14	8-12-0	61	0	14	3	51	0	21	0	0	0	0	237
Oct 13	SOUTH CAROLINA	25	34	1	17	19	177	2	29	19-35-2	177	2	29	3	47	0	23	1	50	0	50	211
Oct 20	at Texas A&M	38	134	2	18	29	276	0	27	29-56-3	276	0	27	4	108	0	76	3	16	0	11	410
Nov 03	ALABAMA	25	166	2	28	14	165	1	28	14-27-0	165	1	28	1	9	0	9	1	-4	0	0	331
Nov 10	MISS. ST.	24	47	0	16	27	304	2	40	27-39-1	304	2	40	7	139	0	28	1	3	0	3	351
Nov 17	OLE MISS	41	147	3	58	16	316	2	56	16-37-3	316	2	56	6	84	0	27	1	2	0	0	463
Nov 23	at Arkansas	24	103	0	12	31	359	1	37	31-53-1	359	1	37	4	89	0	34	2	-7	0	0	462
Opponents		390	1222	13	58	218	2332	13	80	218-407-18	2332	13	80	48	878	0	76	15	62	0	50	3554
		502	2159	27	78	194	2487	11	56	194-333-6	2487	11	56	28	648	0	86	32	307	2	89	4646

Games played: 12
 Avg per rush: 3.1
 Avg per catch: 10.7
 Pass efficiency: 103.39
 Kick ret avg: 18.3
 Punt ret avg: 4.1
 All purpose avg/game: 391.3
 Total offense avg/gm: 296.2

Date	Opponent	Tackles				tfl-yds	Sacks		Fumble		Pass Defense			Blkd kick	PAT Attempts				pts
		ua	a	total			no-yds	ff	fr-yds	int-yds	qbh	brup	kick		rush	rcv	saf		
Sep 01	NORTH TEXAS	34	52	86		5.0-33	2.0-25	0	0-0	1-0	1	0	0	2-2	0	0	0	0	14
Sep 08	WASHINGTON	33	58	91		1.0-3	0.0-0	1	1-0	0-0	0	3	0	0-0	0	0	0	0	3
Sep 15	IDAHO	38	38	76		6.0-19	3.0-12	1	0-0	1-94	0	2	0	2-2	0	0	0	0	14
Sep 22	at Auburn	38	38	76		5.0-21	2.0-15	1	2-0	0-0	7	5	0	1-1	0	0	0	0	10
Sep 29	TOWSON	34	26	60		6.0-46	4.0-42	5	3-0	0-0	1	2	0	1-2	0	0	0	0	22
Oct 06	at Florida	33	18	51		6.0-23	4.0-19	1	2-0	1-2	1	3	0	2-2	0	0	0	0	14
Oct 13	SOUTH CAROLINA	36	60	96		5.0-15	1.0-6	1	0-0	1-70	0	5	0	3-3	0	0	0	0	21
Oct 20	at Texas A&M	39	30	69		5.0-18	2.0-12	0	0-0	0-0	1	8	0	1-2	0	0	0	0	19
Nov 03	ALABAMA	36	74	110		10.0-41	3.0-22	0	0-0	0-0	0	2	0	3-3	0	0	0	0	21
Nov 10	MISS. ST.	26	60	86		4.0-24	1.0-16	2	1-0	0-0	1	4	0	2-2	0	0	0	0	17
Nov 17	OLE MISS	37	52	89		7.0-20	1.0-9	1	1-0	2-36	3	3	0	5-5	0	0	0	0	35
Nov 23	at Arkansas	31	46	77		6.0-26	3.0-22	0	0-0	0-0	0	8	0	1-1	0	0	0	0	13
Opponents		415	552	967		66.0-289	26.0-200	13	10-0	6-202	15	45	0	23-25	0	0	0	0	203
		391	428	819		79.0-311	30.0-196	7	13-19	18-274	39	49	1	41-41	0	1	1	1	363

Date	Opponent	Punting										Field Goals			Kickoffs				
		no.	yds	avg	long	blkd	tb	fc	50+	i20	md-att	long	blkd	no.	yds	avg	tb	ob	
Sep 01	NORTH TEXAS	8	327	40.9	48	0	0	1	0	2	0-0	0	0	3	195	65.0	2	0	
Sep 08	WASHINGTON	8	301	37.6	53	0	0	4	1	2	1-1	34	0	2	130	65.0	0	0	
Sep 15	IDAHO	7	316	45.1	52	0	0	2	2	1	0-0	0	0	3	184	61.3	0	0	
Sep 22	at Auburn	7	287	41.0	54	0	0	2	2	2	1-1	40	0	4	256	64.0	3	0	
Sep 29	TOWSON	7	245	35.0	54	0	0	0	1	0	1-2	26	0	5	202	40.4	0	1	
Oct 06	at Florida	7	344	49.1	61	0	1	1	4	3	0-0	0	0	3	193	64.3	1	0	
Oct 13	SOUTH CAROLINA	7	259	37.0	43	0	0	1	0	1	0-0	0	0	4	205	51.2	0	2	
Oct 20	at Texas A&M	4	151	37.8	40	0	1	1	0	2	2-4	50	0	4	243	60.8	2	0	
Nov 03	ALABAMA	7	316	45.1	56	0	1	2	2	2	0-0	0	0	4	236	59.0	1	0	
Nov 10	MISS. ST.	4	167	41.8	48	0	1	0	0	0	1-1	47	0	4	231	57.8	0	0	
Nov 17	OLE MISS	6	241	40.2	51	0	0	2	1	0	0-1	0	0	6	383	63.8	3	0	
Nov 23	at Arkansas	4	178	44.5	54	0	0	0	1	2	2-4	25	1	4	248	62.0	1	0	
Opponents		76	3132	41.2	61	0	4	16	14	17	8-14	50	1	46	2706	58.8	13	3	
		62	2766	44.6	69	0	10	18	20	22	20-28	49	0	74	4521	61.1	24	1	

LSU Inside Opponent Red-Zone

Date	Opponent	Score	Times In RZ	Times Scored	Total Pts	Rush TDs	Pass TDs	FGs Made	Failed to score inside RZ						
									FGA	Down	Int	Fumb	Half	Game	
Sep 01, 2012	NORTH TEXAS	W 41-14	5	3	17	2	2	0	1	1	0	1	0	0	0
Sep 08, 2012	WASHINGTON	W 41-3	5	5	27	3	3	0	2	0	0	0	0	0	0
Sep 15, 2012	IDAHO	W 63-14	7	6	42	6	4	2	0	0	0	1	0	0	0
Sep 22, 2012	at Auburn	W 12-10	4	2	10	1	1	0	1	1	0	0	1	0	0
Sep 29, 2012	TOWSON	W 38-22	4	3	17	2	2	0	1	0	0	0	1	0	0
Oct 06, 2012	at Florida	L 6-14	2	2	6	0	0	0	2	0	0	0	0	0	0
Oct 13, 2012	SOUTH CAROLINA	W 23-21	5	4	16	1	1	0	3	1	0	0	0	0	0
Oct 20, 2012	at Texas A&M	W 24-19	2	2	10	1	1	0	1	0	0	0	0	0	0
Nov 03, 2012	ALABAMA	L 17-21	2	2	14	2	1	1	0	0	0	0	0	0	0
Nov 10, 2012	MISS. ST.	W 37-17	6	6	30	3	1	2	3	0	0	0	0	0	0
Nov 17, 2012	OLE MISS	W 41-35	6	5	27	3	3	0	2	0	0	1	0	0	0
Nov 23, 2012	at Arkansas	W 20-13	2	2	10	1	1	0	1	0	0	0	0	0	0
Totals			50	42	226	25	20	5	17	3	0	3	2	0	0
42 of 50 (84.0%)															

Opponents Inside LSU Red-Zone

Date	Opponent	Score	Times In RZ	Times Scored	Total Pts	Rush TDs	Pass TDs	FGs Made	Failed to score inside RZ						
									FGA	Down	Int	Fumb	Half	Game	
Sep 01, 2012	NORTH TEXAS	W 41-14	1	1	7	1	0	1	0	0	0	0	0	0	0
Sep 08, 2012	WASHINGTON	W 41-3	1	1	3	0	0	0	1	0	0	0	0	0	0
Sep 15, 2012	IDAHO	W 63-14	1	1	7	1	0	1	0	0	0	0	0	0	0
Sep 22, 2012	at Auburn	W 12-10	1	1	7	1	1	0	0	0	0	0	0	0	0
Sep 29, 2012	TOWSON	W 38-22	4	4	22	3	2	1	1	0	0	0	0	0	0
Oct 06, 2012	at Florida	L 6-14	2	2	14	2	2	0	0	0	0	0	0	0	0
Oct 13, 2012	SOUTH CAROLINA	W 23-21	3	3	21	3	1	2	0	0	0	0	0	0	0
Oct 20, 2012	at Texas A&M	W 24-19	4	3	16	2	2	0	1	1	0	0	0	0	0
Nov 03, 2012	ALABAMA	L 17-21	3	2	14	2	2	0	0	0	0	0	1	0	0
Nov 10, 2012	MISS. ST.	W 37-17	4	2	14	2	0	2	0	0	1	1	0	0	0
Nov 17, 2012	OLE MISS	W 41-35	3	2	14	2	2	0	0	1	0	0	0	0	0
Nov 23, 2012	at Arkansas	W 20-13	4	2	6	0	0	0	2	0	0	0	1	1	0
Totals			31	24	145	19	12	7	5	2	1	1	2	1	0
24 of 31 (77.4%)															

2012 LSU Football
LSU By-Quarter Statistics (as of Nov 26, 2012)
All games

3rd-Down Conversions

Date	Opponent	Score	Overall	1st Qtr	2nd Qtr	3rd Qtr	4th Qtr	Overtime
Sep 01, 2012	NORTH TEXAS	W 41-14	7-14 50.0	1-3 33.3	3-6 50.0	2-4 50.0	1-1 100.0	
Sep 08, 2012	WASHINGTON	W 41-3	7-12 58.3	1-3 33.3	0-2 0.0	3-3 100.0	3-4 75.0	
Sep 15, 2012	IDAHO	W 63-14	4-10 40.0	2-3 66.7	0-3 0.0	1-2 50.0	1-2 50.0	
Sep 22, 2012	at Auburn	W 12-10	6-18 33.3	4-6 66.7	0-3 0.0	0-4 0.0	2-5 40.0	
Sep 29, 2012	TOWSON	W 38-22	5-12 41.7	0-3 0.0	0-3 0.0	2-3 66.7	3-3 100.0	
Oct 06, 2012	at Florida	L 6-14	1-13 7.7	0-3 0.0	0-4 0.0	0-2 0.0	1-4 25.0	
Oct 13, 2012	SOUTH CAROLINA	W 23-21	11-19 57.9	5-6 83.3	2-4 50.0	2-4 50.0	2-5 40.0	
Oct 20, 2012	at Texas A&M	W 24-19	2-16 12.5	0-2 0.0	0-5 0.0	1-5 20.0	1-4 25.0	
Nov 03, 2012	ALABAMA	L 17-21	10-20 50.0	3-5 60.0	0-4 0.0	4-5 80.0	3-6 50.0	
Nov 10, 2012	MISS. ST.	W 37-17	9-15 60.0	3-5 60.0	3-4 75.0	2-3 66.7	1-3 33.3	
Nov 17, 2012	OLE MISS	W 41-35	7-17 41.2	1-5 20.0	1-4 25.0	1-3 33.3	4-5 80.0	
Nov 23, 2012	at Arkansas	W 20-13	6-15 40.0	1-3 33.3	2-4 50.0	2-4 50.0	1-4 25.0	
LSU			75-181 41.4	21-47 44.7	11-46 23.9	20-42 47.6	23-46 50.0	0-0 0.0
Opponents			51-167 30.5	9-38 23.7	16-44 36.4	11-37 29.7	15-48 31.2	0-0 0.0

4th-Down Conversions

Date	Opponent	Score	Overall	1st Qtr	2nd Qtr	3rd Qtr	4th Qtr	Overtime
Sep 01, 2012	NORTH TEXAS	W 41-14	0-0 0.0	0-0 0.0	0-0 0.0	0-0 0.0	0-0 0.0	
Sep 08, 2012	WASHINGTON	W 41-3	0-0 0.0	0-0 0.0	0-0 0.0	0-0 0.0	0-0 0.0	
Sep 15, 2012	IDAHO	W 63-14	0-0 0.0	0-0 0.0	0-0 0.0	0-0 0.0	0-0 0.0	
Sep 22, 2012	at Auburn	W 12-10	0-0 0.0	0-0 0.0	0-0 0.0	0-0 0.0	0-0 0.0	
Sep 29, 2012	TOWSON	W 38-22	0-0 0.0	0-0 0.0	0-0 0.0	0-0 0.0	0-0 0.0	
Oct 06, 2012	at Florida	L 6-14	1-1 100.0	0-0 0.0	0-0 0.0	0-0 0.0	1-1 100.0	
Oct 13, 2012	SOUTH CAROLINA	W 23-21	0-0 0.0	0-0 0.0	0-0 0.0	0-0 0.0	0-0 0.0	
Oct 20, 2012	at Texas A&M	W 24-19	2-2 100.0	0-0 0.0	2-2 100.0	0-0 0.0	0-0 0.0	
Nov 03, 2012	ALABAMA	L 17-21	0-2 0.0	0-0 0.0	0-1 0.0	0-0 0.0	0-1 0.0	
Nov 10, 2012	MISS. ST.	W 37-17	0-0 0.0	0-0 0.0	0-0 0.0	0-0 0.0	0-0 0.0	
Nov 17, 2012	OLE MISS	W 41-35	1-1 100.0	0-0 0.0	1-1 100.0	0-0 0.0	0-0 0.0	
Nov 23, 2012	at Arkansas	W 20-13	0-1 0.0	0-0 0.0	0-1 0.0	0-0 0.0	0-0 0.0	
LSU			4-7 57.1	0-0 0.0	3-5 60.0	0-0 0.0	1-2 50.0	0-0 0.0
Opponents			9-14 64.3	0-1 0.0	2-2 100.0	2-3 66.7	5-8 62.5	0-0 0.0

Time of Possession

Date	Opponent	Score	Overall	1st Qtr	2nd Qtr	3rd Qtr	4th Qtr	Overtime
Sep 01, 2012	NORTH TEXAS	W 41-14	31:39	6:36	7:46	10:20	6:57	
Sep 08, 2012	WASHINGTON	W 41-3	33:39	8:06	9:03	7:19	9:11	
Sep 15, 2012	IDAHO	W 63-14	26:53	6:44	7:21	5:48	7:00	
Sep 22, 2012	at Auburn	W 12-10	33:11	10:48	6:14	8:38	7:31	
Sep 29, 2012	TOWSON	W 38-22	25:18	6:09	6:51	7:04	5:14	
Oct 06, 2012	at Florida	L 6-14	22:36	7:20	5:35	3:33	6:08	
Oct 13, 2012	SOUTH CAROLINA	W 23-21	36:57	9:21	8:50	10:09	8:37	
Oct 20, 2012	at Texas A&M	W 24-19	29:50	5:03	7:43	8:11	8:53	
Nov 03, 2012	ALABAMA	L 17-21	39:15	10:38	7:05	9:43	11:49	
Nov 10, 2012	MISS. ST.	W 37-17	32:10	10:06	7:35	8:48	5:41	
Nov 17, 2012	OLE MISS	W 41-35	32:07	10:29	6:04	6:52	8:42	
Nov 23, 2012	at Arkansas	W 20-13	30:12	7:06	7:52	8:09	7:05	
LSU			Total 373:47	98:26	87:59	94:34	92:48	0:00
			Avg. 31:08	8:12	7:19	7:52	7:44	0:00
Opponents			Total 346:13	81:34	92:01	85:26	87:12	0:00
			Avg. 28:51	6:47	7:40	7:07	7:16	0:00

Player Game-by-Game Statistics

PASSING

Zach Mettenberger	Att	Cmp	Int	Yds	TD	Lng
North Texas	26	19	1	192	1	34
Washington	18	12	0	195	1	32
Idaho	22	17	1	222	2	46
at Auburn	27	15	0	169	0	33
Towson	26	15	0	238	2	53
at Florida	25	11	1	158	0	56
South Carolina	25	12	1	148	0	27
at Texas A&M	29	11	0	97	1	29
Alabama	35	24	0	298	1	42
Mississippi State	30	19	0	273	2	36
Ole Miss	37	22	2	282	0	48
at Arkansas	29	16	0	217	1	47
TOTALS	329	193	6	2,489	11	56

Stephen Rivers	Att	Cmp	Int	Yds	TD	Lng
North Texas	0	0	0	0	0	0
Washington	0	0	0	0	0	0
Idaho	1	0	0	0	0	0
at Auburn	--DNP--					
Towson	--DNP--					
at Florida	--DNP--					
South Carolina	--DNP--					
at Texas A&M	--DNP--					
Alabama	--DNP--					
Mississippi State	--DNP--					
Ole Miss	1	0	0	0	0	0
at Arkansas	--DNP--					
TOTALS	2	0	0	0	0	0

RUSHING

Spencer Ware	Att	Gn	Ls	Net	TD	Lng
North Texas	--DNP--					
Washington	8	41	3	38	0	9
Idaho	--DNP--					
at Auburn	16	95	5	90	0	30
Towson	8	40	4	36	0	14
at Florida	8	21	0	21	0	5
South Carolina	14	56	1	55	0	11
at Texas A&M	8	18	3	15	0	3
Alabama	7	15	2	13	0	4
Mississippi State	5	19	6	13	0	12
Ole Miss	8	55	0	55	1	14
at Arkansas	9	23	1	22	0	9
TOTALS	91	383	25	358	1	30

Alfred Blue	Att	Gn	Ls	Net	TD	Lng
North Texas	16	125	2	123	0	37
Washington	14	101	0	101	1	21
Idaho	10	49	3	46	1	9
at Auburn	--DNP--					
Towson	--DNP--					
at Florida	--DNP--					
South Carolina	--DNP--					
at Texas A&M	--DNP--					
Alabama	--DNP--					
Mississippi State	--DNP--					
Ole Miss	--DNP--					
at Arkansas	--DNP--					
TOTALS	40	275	5	270	2	37

Michael Ford	Att	Gn	Ls	Net	TD	Lng
North Texas	8	50	0	50	0	12
Washington	10	48	0	48	0	11
Idaho	1	9	0	9	0	9
at Auburn	8	42	1	41	1	18
Towson	11	76	0	76	1	22
at Florida	4	16	2	14	0	9
South Carolina	7	41	0	41	0	13
at Texas A&M	11	78	0	78	1	20
Alabama	3	13	0	13	0	6
Mississippi State	1	5	0	5	0	5
Ole Miss	4	20	0	20	0	11
at Arkansas	1	0	2	-2	0	0
TOTALS	69	398	5	393	3	22

Kenny Hilliard	Att	Gn	Ls	Net	TD	Lng
North Texas	13	141	0	141	2	60
Washington	13	46	0	46	2	9
Idaho	11	118	2	116	2	71
at Auburn	10	40	0	40	0	12
Towson	6	23	0	23	0	6
at Florida	5	18	2	16	0	13
South Carolina	10	41	8	33	0	17
at Texas A&M	3	5	0	5	0	3
Alabama	--DNP--					
Mississippi State	5	29	0	29	0	12
Ole Miss	1	0	1	-1	0	0
at Arkansas	3	8	0	8	0	3
TOTALS	80	469	13	456	6	71

Jeremy Hill	Att	Gn	Ls	Net	TD	Lng
North Texas	--DNP--					
Washington	--DNP--					
Idaho	10	61	0	61	2	16
at Auburn	0	0	0	0	0	0
Towson	1	2	0	2	0	2
at Florida	2	8	0	8	0	5
South Carolina	17	124	0	124	2	50
at Texas A&M	18	127	0	127	1	47
Alabama	29	115	8	107	1	19
Mississippi State	15	50	2	48	0	9
Ole Miss	20	86	9	77	3	27
at Arkansas	18	78	1	77	1	19
TOTALS	130	651	20	631	10	50

Zach Mettenberger	Att	Gn	Ls	Net	TD	Lng
North Texas	2	0	25	-25	0	0
Washington	2	7	0	7	0	5
Idaho	4	7	13	-6	0	7
at Auburn	6	14	15	-1	0	5
Towson	5	0	52	-52	0	0
at Florida	4	0	19	-19	0	0
South Carolina	1	0	6	-6	0	0
at Texas A&M	4	5	12	-7	0	3
Alabama	4	0	22	-22	0	0
Mississippi State	2	6	16	-10	0	6
Ole Miss	3	3	9	-6	0	2
at Arkansas	4	2	22	-20	0	2
TOTALS	41	44	211	-167	0	7

Russell Shepard	Att	Gn	Ls	Net	TD	Lng
North Texas	1	0	5	-5	0	0
Washington	0	0	0	0	0	0
Idaho	3	24	0	24	0	18
at Auburn	2	7	0	7	0	4
Towson	1	78	0	78	1	78
at Florida	1	2	0	2	0	2
South Carolina	0	0	0	0	0	0
at Texas A&M	0	0	0	0	0	0
Alabama	3	22	0	22	0	19
Mississippi State	8	33	0	33	0	11
Ole Miss	1	0	0	0	0	0
at Arkansas	0	0	0	0	0	0
TOTALS	20	166	5	161	1	78

J.C. Copeland	Att	Gn	Ls	Net	TD	Lng
North Texas	4	33	0	33	1	16
Washington	2	2	0	2	1	1
Idaho	0	0	0	0	0	0
at Auburn	2	5	0	5	0	4
Towson	1	1	0	1	1	1
at Florida	0	0	0	0	0	0
South Carolina	3	12	0	12	0	9
at Texas A&M	1	1	0	1	0	1
Alabama	3	7	1	6	0	4
Mississippi State	2	1	0	1	1	1
Ole Miss	1	0	0	0	0	0
at Arkansas	2	6	0	6	0	3
TOTALS	21	68	1	67	4	16

Player Game-by-Game Statistics

RECEIVING

Odell Beckham Jr.	Rec	Yds	TD	Lng
North Texas	3	30	0	21
Washington	2	40	0	24
Idaho	4	73	0	46
at Auburn	2	15	0	9
Towson	5	128	2	53
at Florida	4	78	0	56
South Carolina	2	21	0	12
at Texas A&M	4	35	0	17
Alabama	4	73	0	36
Mississippi State	4	55	0	22
Ole Miss	2	13	0	13
at Arkansas	4	112	0	47
TOTALS	40	673	2	56

Russell Shepard	Rec	Yds	TD	Lng
North Texas	1	11	0	11
Washington	0	0	0	0
Idaho	3	68	0	33
at Auburn	0	0	0	0
Towson	1	9	0	9
at Florida	1	4	0	4
South Carolina	0	0	0	0
at Texas A&M	0	0	0	0
Alabama	0	0	0	0
Mississippi State	0	0	0	0
Ole Miss	0	0	0	0
at Arkansas	0	0	0	0
TOTALS	6	92	0	33

James Wright	Rec	Yds	TD	Lng
North Texas	2	15	0	10
Washington	5	75	0	23
Idaho	--DNP--			
at Auburn	3	25	0	10
Towson	0	0	0	0
at Florida	0	0	0	0
South Carolina	3	18	0	10
at Texas A&M	1	9	0	9
Alabama	0	0	0	0
Mississippi State	1	36	0	36
Ole Miss	3	64	0	48
at Arkansas	0	0	0	0
TOTALS	18	242	0	48

Jarvis Landry	Rec	Yds	TD	Lng
North Texas	8	82	0	33
Washington	1	20	0	20
Idaho	5	35	1	14
at Auburn	3	23	0	9
Towson	1	4	0	4
at Florida	0	0	0	0
South Carolina	4	55	0	19
at Texas A&M	1	-3	0	0
Alabama	8	76	1	23
Mississippi State	9	109	1	25
Ole Miss	4	60	0	30
at Arkansas	8	75	1	22
TOTALS	52	536	4	33

Kadron Boone	Rec	Yds	TD	Lng
North Texas	2	46	1	34
Washington	1	32	1	32
Idaho	1	17	1	17
at Auburn	3	49	0	29
Towson	3	33	0	17
at Florida	0	0	0	0
South Carolina	1	6	0	6
at Texas A&M	4	49	1	29
Alabama	4	37	0	19
Mississippi State	2	14	0	7
Ole Miss	3	51	0	22
at Arkansas	0	0	0	0
TOTALS	24	334	4	34

Chase Clement	Rec	Yds	TD	Lng
North Texas	1	4	0	4
Washington	0	0	0	0
Idaho	0	0	0	0
at Auburn	1	6	0	6
Towson	1	27	0	27
at Florida	1	7	0	7
South Carolina	0	0	0	0
at Texas A&M	0	0	0	0
Alabama	0	0	0	0
Mississippi State	0	0	0	0
Ole Miss	0	0	0	0
at Arkansas	0	0	0	0
TOTALS	4	43	0	27

Terrence McGee	Rec	Yds	TD	Lng
North Texas	0	0	0	0
Washington	0	0	0	0
Idaho	1	7	0	7
at Auburn	0	0	0	0
Towson	0	0	0	0
at Florida	0	0	0	0
South Carolina	0	0	0	0
at Texas A&M	0	0	0	0
Alabama	0	0	0	0
Mississippi State	0	0	0	0
Ole Miss	0	0	0	0
at Arkansas	0	0	0	0
TOTALS	1	7	0	7

Kenny Hilliard	Rec	Yds	TD	Lng
North Texas	0	0	0	0
Washington	0	0	0	0
Idaho	0	0	0	0
at Auburn	1	7	0	7
Towson	1	10	0	10
at Florida	0	0	0	0
South Carolina	0	0	0	0
at Texas A&M	0	0	0	0
Alabama	--DNP--			
Mississippi State	0	0	0	0
Ole Miss	0	0	0	0
at Arkansas	1	4	0	4
TOTALS	3	21	0	10

Jeremy Hill	Rec	Yds	TD	Lng
North Texas	--DNP--			
Washington	--DNP--			
Idaho	0	0	0	0
at Auburn	0	0	0	0
Towson	1	4	0	4
at Florida	1	20	0	20
South Carolina	1	21	0	21
at Texas A&M	1	7	0	7
Alabama	3	12	0	8
Mississippi State	0	0	0	0
Ole Miss	1	9	0	9
at Arkansas	0	0	0	0
TOTALS	8	73	0	21

Spencer Ware	Rec	Yds	TD	Lng
North Texas	--DNP--			
Washington	1	9	0	9
Idaho	--DNP--			
at Auburn	2	44	0	33
Towson	0	0	0	0
at Florida	1	20	0	20
South Carolina	1	27	0	27
at Texas A&M	0	0	0	0
Alabama	1	38	0	38
Mississippi State	2	32	1	20
Ole Miss	4	16	0	12
at Arkansas	3	26	0	12
TOTALS	15	212	1	38

Player Game-by-Game Statistics

RETURN YARDAGE

	Kickoff Returns			Punt Returns		
	No.	Yds	Lng	No.	Yds	Lng
Odell Beckham Jr.						
North Texas	1	26	26	4	75	70 TD
Washington	2	54	34	2	4	3
Idaho	0	0	0	4	31	11
at Auburn	0	0	0	1	-5	0
Towson	1	-6	0	3	41	30
at Florida	0	0	0	4	22	11
South Carolina	0	0	0	3	6	4
at Texas A&M	0	0	0	0	0	0
Alabama	0	0	0	3	16	10
Mississippi State	0	0	0	2	0	3
Ole Miss	0	0	0	3	109	89 TD
at Arkansas	0	0	0	2	1	3
TOTALS	4	74	34	31	300	89

	Kickoff Returns			Punt Returns		
	No.	Yds	Lng	No.	Yds	Lng
Michael Ford						
North Texas	0	0	0	0	0	0
Washington	0	0	0	0	0	0
Idaho	3	99	42	0	0	0
at Auburn	0	0	0	0	0	0
Towson	0	0	0	0	0	0
at Florida	1	18	18	0	0	0
South Carolina	2	59	31	0	0	0
at Texas A&M	1	12	12	0	0	0
Alabama	2	30	18	0	0	0
Mississippi State	3	88	41	0	0	0
Ole Miss	3	62	22	0	0	0
at Arkansas	3	90	86	0	0	0
TOTALS	18	458	86	0	0	0

	Kickoff Returns			Punt Returns		
	No.	Yds	Lng	No.	Yds	Lng
Jarvis Landry						
North Texas	0	0	0	0	0	0
Washington	0	0	0	1	7	7
Idaho	0	0	0	0	0	0
at Auburn	1	22	22	0	0	0
Towson	1	19	19	0	0	0
at Florida	1	20	20	0	0	0
South Carolina	0	0	0	0	0	0
at Texas A&M	1	15	15	0	0	0
Alabama	0	0	0	0	0	0
Mississippi State	0	0	0	0	0	0
Ole Miss	0	0	0	0	0	0
at Arkansas	0	0	0	0	0	0
TOTALS	4	76	22	1	7	7

PUNTING

Brad Wing	No.	Yds	Avg	Lng	I-20
North Texas	--DNP--				
Washington	3	163	54.3	62	1
Idaho	5	226	45.2	51	3
at Auburn	8	338	42.2	60	3
Towson	4	177	44.2	50	2
at Florida	7	319	45.6	57	3
South Carolina	4	134	33.5	56	0
at Texas A&M	10	451	45.1	65	1
Alabama	4	196	49.0	64	2
Mississippi State	3	126	42.0	50	2
Ole Miss	5	224	44.8	53	3
at Arkansas	6	289	48.2	69	1
TOTALS	59	2,643	44.8	69	21

Jamie Keehn	No.	Yds	Avg	Lng	I-20
North Texas	3	123	41.0	51	1
Washington	--DNP--				
Idaho	--DNP--				
at Auburn	--DNP--				
Towson	--DNP--				
at Florida	--DNP--				
South Carolina	--DNP--				
at Texas A&M	--DNP--				
Alabama	--DNP--				
Mississippi State	--DNP--				
Ole Miss	--DNP--				
at Arkansas	--DNP--				
TOTALS	3	123	41.0	51	1

FIELD GOALS

Drew Alleman	Made	Missed
North Texas	44, 30	34
Washington	18, 32	none
Idaho	none	none
at Auburn	30	34
Towson	23	51
at Florida	31, 21	none
South Carolina	23, 20, 22	32
at Texas A&M	28	54
Alabama	38	54, 45
Mississippi State	28, 26, 41	none
Ole Miss	22, 24	48
at Arkansas	49, 27	none
TOTALS	20-28	

PLAYER DEFENSIVE GAME-BY-GAME STATISTICS

Tackles (UT-AT-TOT)	UNT	UW	UI	at AU	TOW	at UF	SC	at A&M	Bama	MSU	UM	at Ark.	TOTALS
Chancey Aghayere	0-1-1	2-1-3	0-0-0	0-0-0	0-0-0	0-0-0	0-0-0	0-1-1	0-0-0	1-0-1	0-1-1	0-0-0	3-4-7
Kwon Alexander	0-2-2	3-0-3	0-0-0	0-0-0	2-2-4	2-0-2	DNP	DNP	DNP	DNP	DNP	0-0-0	7-4-11
Lamin Barrow	3-5-8	2-3-5	2-3-5	3-3-6	2-4-6	8-1-9	4-8-12	6-2-8	1-1-2	4-5-9	1-9-10	7-5-12	43-49-92
Jalen Collins	0-0-0	0-0-0	1-2-3	1-0-1	2-2-4	0-1-1	1-1-2	2-3-5	0-1-1	2-4-6	3-0-3	1-1-2	13-15-28
Josh Downs	0-4-4	0-1-1	0-0-0	0-0-0	0-1-1	0-2-2	1-1-2	0-0-0	0-1-1	0-1-1	0-0-0	2-1-3	3-14-18
Lavar Edwards	1-0-1	1-0-1	0-1-1	1-0-1	1-6-7	2-0-2	2-1-3	1-1-2	0-0-0	0-0-0	3-1-4	0-1-1	12-11-23
Micah Eugene	1-0-1	2-1-3	2-0-2	3-0-3	0-1-1	1-0-1	2-0-2	1-3-4	1-0-1	1-1-2	0-0-0	2-2-4	16-8-24
Ronnie Feist	0-0-0	0-0-0	0-2-2	0-0-0	0-0-0	1-0-1	0-0-0	0-0-0	0-0-0	0-0-0	2-0-2	0-0-0	3-2-5
Ego Ferguson	1-1-2	0-1-1	0-0-0	0-0-0	0-2-2	0-0-0	0-0-0	0-0-0	0-1-1	1-0-1	0-3-3	0-1-1	2-9-11
Seth Fruge	0-0-0	0-1-1	1-0-1	0-0-0	0-0-0	0-1-1	0-0-0	0-0-0	0-1-1	0-0-0	0-0-0	0-0-0	1-3-4
Danielle Hunter	0-0-0	0-1-1	1-2-3	1-0-1	1-1-2	0-1-1	0-0-0	0-0-0	0-1-1	0-2-2	0-1-1	0-0-0	3-9-12
Deion Jones	1-1-2	1-1-2	0-2-2	1-0-1	0-2-2	1-1-2	0-0-0	2-1-3	0-0-0	0-2-2	0-2-2	1-2-3	7-14-21
Anthony Johnson	1-2-3	1-2-3	2-3-5	3-0-3	0-5-5	1-2-3	1-0-1	1-0-1	0-1-1	0-1-1	1-3-4	0-0-0	11-19-30
Mickey Johnson	0-0-0	0-0-0	0-1-1	0-0-0	0-0-0	0-0-0	0-0-0	0-0-0	0-0-0	0-0-0	0-0-0	0-0-0	0-1-1
Bennie Logan	0-3-3	1-1-2	3-3-6	0-1-1	0-4-4	1-0-1	0-0-0	2-2-4	1-1-2	0-3-3	3-4-7	1-2-3	12-24-36
Craig Loston	1-5-6	1-0-1	0-0-0	4-0-4	1-2-3	3-0-3	0-2-2	5-4-9	3-4-7	3-3-6	2-3-5	2-0-2	24-24-48
Lamar Louis	0-0-0	0-0-0	0-3-3	0-0-0	0-0-0	3-1-4	1-0-1	0-0-0	0-0-0	1-1-2	0-1-1	1-0-1	7-6-13
Ronald Martin	0-1-1	1-0-1	4-1-5	0-2-2	2-3-5	1-0-1	1-1-2	3-0-3	1-4-5	2-1-3	0-0-0	2-3-5	17-16-33
Jalen Mills	2-2-4	4-3-7	6-0-6	1-1-2	3-3-6	0-0-0	4-0-4	4-1-5	2-2-4	2-0-2	1-2-3	4-5-9	33-19-52
Barkevious Mingo	3-3-6	1-1-2	0-0-0	0-1-1	3-1-4	3-0-3	2-2-4	3-0-3	0-2-2	1-3-4	2-1-3	1-0-1	19-14-33
Kevin Minter	0-6-6	5-4-9	2-4-6	4-0-4	1-8-9	17-3-20	1-8-9	6-6-12	3-4-7	4-4-8	4-7-11	1-9-10	48-63-111
Sam Montgomery	0-0-0	2-2-4	0-3-3	3-1-4	0-4-4	3-0-3	2-1-3	1-1-2	2-1-3	1-1-2	1-2-3	0-1-1	15-17-32
Luke Muncie	1-3-4	1-1-2	1-0-1	2-0-2	0-0-0	0-0-0	1-0-1	0-0-0	0-0-0	0-0-0	0-0-0	0-0-0	6-4-10
Jermauria Rasco	1-1-2	0-0-0	0-1-1	0-0-0	0-0-0	0-0-0	0-1-1	0-1-1	0-1-1	0-0-0	0-2-2	1-1-2	2-8-10
Eric Reid	3-4-7	1-1-2	2-2-4	4-3-7	1-5-6	4-2-6	3-4-7	3-8-11	3-4-7	6-3-9	6-4-10	1-4-5	37-45-81
Jerqwin Sandolph	0-0-0	0-0-0	1-1-2	0-0-0	0-0-0	0-0-0	0-0-0	0-0-0	0-0-0	0-1-1	0-0-0	0-1-1	1-3-4
Tharold Simon	0-2-2	1-1-2	4-0-4	2-2-4	2-3-5	3-0-3	2-0-2	4-1-5	2-0-2	4-1-5	1-0-1	3-0-3	28-10-38
Quentin Thomas	0-0-0	0-0-0	0-1-1	0-0-0	0-0-0	0-0-0	0-0-0	0-0-0	0-0-0	0-0-0	0-0-0	0-0-0	0-1-1
Corey Thompson	0-0-0	1-1-2	1-0-1	0-0-0	0-3-3	0-0-0	0-0-0	0-0-0	0-0-0	2-1-3	0-0-0	0-0-0	4-5-9

TFL-Yards	UNT	UW	UI	at AU	TOW	at UF	SC	at A&M	Bama	MSU	UM	at Ark.	TOTALS
Chancey Aghayere	0-0	1.0-11	0-0	0-0	0-0	0-0	0-0	0-0	0-0	0-0	0-0	0-0	1.0-11
Kwon Alexander	0-0	0-0	0-0	0-0	0-0	1.0-2	DNP	DNP	DNP	DNP	0-0	0-0	1.0-2
Lamin Barrow	0-0	0-0	0-0	1.0-1	0-0	2.0-2	1.0-1	1.0-1	0-0	0-0	0.5-1	0-0	5.5-6
Lavar Edwards	1.0-9	1.0-6	0.5-0	1.0-6	1.5-10	1.0-8	0-0	0-0	0-0	0-0	1.0-7	0-0	7.0-46
Josh Downs	0-0	0-0	0-0	0-0	0-0	0.5-4	1.5-9	0-0	0.5-3	0-0	0-0	1.0-3	3.5-19
Micah Eugene	0-0	1.0-8	0-0	2.0-6	0-0	0-0	0-0	0-0	0-0	0-0	0-0	0-0	3.0-14
Ego Ferguson	0-0	0.5-1	0-0	0-0	0-0	0-0	0-0	0-0	0-0	0-0	0.5-1	0-0	1.0-2
Deion Jones	1.0-7	0-0	0-0	1.0-1	0-0	0-0	0-0	1.0-4	0-0	0-0	0-0	0-0	3.0-12
Anthony Johnson	0.5-1	0.5-1	1.5-2	2.0-8	1.0-3	0.5-4	1.0-1	1.0-4	0-0	0-0	2.0-13	0-0	10.0-37
Bennie Logan	0-0	1.0-1	0.5-1	0.5-1	0.5-1	1.0-11	0-0	1.5-4	0-0	0-0	0-0	0-0	5.0-22
Craig Loston	0-0	0-0	0-0	1.0-4	1.0-3	0-0	0-0	1.0-1	0-0	0-0	0-0	0-0	3.0-8
Ronald Martin	0.5-0	0-0	0.5-1	0-0	0-0	0-0	0-0	0-0	0-0	0-0	0-0	0-0	1.0-1
Barkevious Mingo	1.0-4	0-0	0-0	0-0	1.0-3	0-0	1.0-9	1.0-6	0.5-3	1.0-8	0-0	0-0	5.5-33
Kevin Minter	1.0-1	0.5-1	1.5-4	1.0-4	1.5-2	3.0-17	0-0	1.0-7	0-0	2.0-5	2.0-4	0-0	13.5-45
Sam Montgomery	0-0	1.5-4	1.0-2	3.5-14	0.5-1	0-0	2.0-12	0.5-1	1.0-5	1.0-7	1.0-5	0-0	11.0-51
Luke Muncie	0-0	1.0-2	0-0	0-0	0-0	0-0	0-0	0-0	0-0	0-0	0-0	0-0	1.0-2
Jermauria Rasco	1.0-1	0-0	0.5-1	0-0	0-0	0-0	0.5-1	0-0	0-0	0-0	0-0	0-0	2.0-3
Eric Reid	0-0	0-0	0-0	1.0-1	0-0	0-0	0-0	0-0	0-0	0-0	0-0	0-0	1.0-1

Sacks-Yards	UNT	UW	UI	at AU	TOW	at UF	SC	at A&M	Bama	MSU	UM	at Ark.	TOTALS
Chancey Aghayere	0-0	1.0-11	0-0	0-0	0-0	0-0	0-0	0-0	0-0	0-0	0-0	0-0	1.0-11
Josh Downs	0-0	0-0	0-0	0-0	0-0	0.5-4	1.0-1	0-0	0-0	0-0	0-0	1.0-3	2.5-8
Lavar Edwards	0-0	1.0-6	0-0	0-0	1.5-10	1.0-8	0-0	0-0	0-0	0-0	1.0-7	0-0	3.5-24
Micah Eugene	0-0	1.0-8	0-0	2.0-6	0-0	0-0	0-0	0-0	0-0	0-0	0-0	0-0	3.0-14
Anthony Johnson	0-0	0-0	0-0	1.0-5	0.5-3	0.5-4	0-0	0-0	0-0	0-0	1.0-11	0-0	3.0-23
Bennie Logan	0-0	0-0	0-0	0-0	0-0	1.0-11	0-0	1.0-4	0-0	0-0	0-0	0-0	2.0-15
Barkevious Mingo	0-0	0-0	0-0	0-0	1.0-2	0-0	1.0-9	1.0-6	0-0	1.0-8	0-0	0-0	4.0-25
Kevin Minter	0-0	0-0	0-0	0-0	0-0	2.0-16	0-0	1.0-7	0-0	0-0	0-0	0-0	3.0-23
Sam Montgomery	0-0	1.0-3	0-0	1.0-5	0-0	0-0	2.0-12	0-0	1.0-5	1.0-7	1.0-5	0-0	7.0-37

OFFENSIVE LINE - SNAPS PLAYED

Player	UNT	UW	UI	at AU	TOW	at UF	SC	at A&M	Bama	MSU	UM	at Ark.	TOTALS
Vadal Alexander	11	3	32	DNP	61	53	81	72	84	68	77	67	609
L'ael Collins	36	62	60	70	59	53	81	72	84	68	77	67	789
Chris Davenport	2	3	6	DNP	2	DNP	DNP	DNP	DNP	DNP	DNP	DNP	13
Ben Domingue	DNP	3	6	DNP	2	DNP	DNP	DNP	DNP	DNP	DNP	DNP	11
Josh Dworaczyk	31	66	28	70	DNP	9	81	72	84	68	77	67	653
Chris Faulk	67	DNP	DNP	DNP	DNP	DNP	DNP	DNP	DNP	DNP	DNP	DNP	67
Alex Hurst	58	66	60	70	59	43	DNP	DNP	DNP	DNP	DNP	DNP	356
P.J. Lonergan	67	54	21	62	59	52	81	72	84	68	77	67	764
Elliott Porter	2	15	39	8	2	1	2	2	1	DNP	DNP	1	73
Trai Turner	2	7	17	0	2	36	81	71	84	68	77	67	512
Josh Williford	67	66	59	70	59	18	DNP	DNP	DNP	DNP	DNP	DNP	339

OFFENSIVE LINE - KNOCKDOWNS

Player	UNT	UW	UI	at AU	TOW	at UF	SC	at A&M	Bama	MSU	UM	at Ark.	TOTALS
Vadal Alexander	0	0	5	DNP	2	3	7	3.5	5.5	2.5	11.5	7.5	47.5
L'ael Collins	3	5.5	1	5.5	2.5	3	10	3.5	9	1	11.5	3	58.5
Chris Davenport	0	0	1	DNP	0	DNP	DNP	DNP	DNP	DNP	DNP	DNP	1
Ben Domingue	DNP	1	0	DNP	0	DNP	DNP	DNP	DNP	DNP	DNP	DNP	1
Josh Dworaczyk	1.5	3	1.5	4.5	DNP	1	2	3.5	4.5	1	3	2.5	28
Chris Faulk	4.5	DNP	DNP	DNP	DNP	DNP	DNP	DNP	DNP	DNP	DNP	DNP	4.5
Alex Hurst	5.5	2.5	4	5	5.5	2.5	DNP	DNP	DNP	DNP	DNP	DNP	25
P.J. Lonergan	3.5	2.5	2.5	5.5	2.5	1	4	4	3.5	4.5	10	1	44.5
Elliott Porter	0	1	2	1	0	0	0	0	0	DNP	DNP	0	4
Trai Turner	0	1	4	0	0	3.5	4	3	6	5.5	12	6.5	45.5
Josh Williford	7.5	3.5	6	6.5	7.5	1	DNP	DNP	DNP	DNP	DNP	DNP	32

Game 1

North Texas	14
#3/1 LSU	41



Sept. 1, 2012 • Tiger Stadium • Baton Rouge, La. • 92,059

No. 1 Tigers Run Past North Texas In Season-Opener, 41-14

Running backs **Kenny Hilliard** and **Alfred Blue** combined for 264 of LSU's 316 rushing yards as the Tigers used a dominant running game to beat North Texas, 41-14, in the season-opener for both teams. The win extended three LSU winning streaks – all the longest in the nation - non-conference regular season (38), Tiger Stadium (18), and overall regular season (14). Hilliard led all rushers with a career-best 141 yards and 2 TDs, while Blue added 123 yards in what was just his third career start. LSU never trailed in the contest as the Tigers took control early needing just four plays to go 66 yards for a 7-0 lead on a 38-yard run by Hilliard. LSU stretched the lead to 14-0 on a 70-yard punt return by **Odell Beckham Jr.**, and then to 21-0 just seconds into the second quarter on another TD run (5 yards) by Hilliard. A 44-yard field goal by **Drew Alleman** extended the lead to 24-0 with 6:26 left in the first half. North Texas scored on an 80-yard pass with just under 2 minutes to go in the first half to cut the deficit to 24-7 at halftime. An Alleman field goal and a 34-yard TD pass from **Zach Mettenberger** to **Kadron Boone** extended the LSU lead to 34-7 early in the fourth quarter. Fullback **J.C. Copeland** scored on a 5-yard run with just over 2 minutes left for the final margin of 41-14. Mettenberger connected on a 19-of-26 passes for 192 yards and 1 TD in his first career start, while **Jarvis Landry** hauled in 8 passes for 82 yards to lead the Tigers. **Eric Reid** (7 tackles, 1 interception), **Lamin Barrow** (7 tackles) and **Barkevious Mingo** (6 tackle, 1.0 TFL, 1 QB hurry) led a Tiger defense that limited the Mean Green to 219 total yards (76 rushing, 143 passing).

Scoring

	0	7	0	7	- 14
NORTH TEXAS					
LSU	14	10	3	14	- 41

LSU	12:30	1Q	Hilliard 38 run (Alleman Kick)
LSU	6:26	1Q	Beckham 70 punt return (Alleman Kick)
LSU	14:56	2Q	Hilliard 5 run (Alleman Kick)
LSU	6:26	2Q	Alleman 44 FG
UNT	1:55	2Q	Chancellor 80 pass from Thompson (Olen Kick)
LSU	2:10	3Q	Alleman 30 FG
LSU	14:51	4Q	Boone 34 pass from Mettenberger (Alleman Kick)
UNT	7:28	4Q	Chancellor 15 pass from Thompson (Olen Kick)
LSU	2:20	4Q	Copeland 5 run (Alleman Kick)

Team Stats

	UNT	LSU
FIRST DOWNS	9	26
RUSHING	5	15
PASSING	3	8
PENALTY	1	3
RUSHING ATTEMPTS	35	46
YARDS GAINED RUSHING	99	351
YARDS LOST RUSHING	23	35
NET YARDS RUSHING	76	316
NET YARDS PASSING	143	192
PASSES ATTEMPTED	21	26
PASSES COMPLETED	8	19
HAD INTERCEPTED	1	1
TOTAL OFFENSIVE PLAYS	56	72
TOTAL NET YARDS	219	508
AVERAGE GAIN PER PLAY	3.9	7.1
FUMBLES/LOST	1/1	2/0
PENALTIES/YARDS	5/46	10/55
INTERCEPTIONS/YARDS	1/0	1/0
PUNTS/YARDS	8/327	3/123
AVERAGE PER PUNT	40.9	41.0
PUNT RETURNS/YARDS	0/0	4/75
KICKOFF RETURNS/YARDS	4/74	1/26
POSSESSION TIME	28:21	31:39
THIRD-DOWN CONVERSIONS	5/15	7/14
FOURTH-DOWN CONVERSIONS	0/0	0/0
SACKS BY	2/25	0/0

LSU

RUSHING	Att.	Gain	Lost	Net	TD	Long
Kenny Hilliard	13	141	0	141	2	60
Alfred Blue	14	125	2	123	0	37
Michael Ford	8	50	0	50	0	12
Alfred Blue	4	33	0	33	1	16
Stephen Rivers	1	2	0	2	0	2
TEAM	1	0	3	-3	0	0
Russell Shepard	1	0	5	-5	0	0
Zach Mettenberger	2	0	25	-25	0	0

PASSING	Att.	Comp	Int	Yds	TD	Long	Sacks
Zach Mettenberger	26	19	1	192	1	34	2

RECEIVING	No.	Yds.	TD	Long
Jarvis Landry	8	82	0	33
Odell Beckham, Jr.	3	30	0	21
Kadron Boone	2	46	1	34
Alfred Blue	2	15	0	10
Russell Shepard	1	11	0	11
Chase Clement	1	4	0	4

PUNTING	No.	Yds.	Avg.	Long	I20
Jamie Keehn	3	123	41.0	51	1

FIELD GOALS	Att.	Made	Long	KICKS
Drew Alleman	3	2	44	Made 44, 30

ALL RETURNS	Punts			Kickoffs			Intercepted		
	No.	Yds.	Lg.	No.	Yds.	Lg.	No.	Yds.	Lg.
Odell Beckham Jr.	4	75	70	1	26	26	0	0	0
Eric Reid	0	0	0	0	0	0	1	0	0

NORTH TEXAS

RUSHING	Att.	Gain	Lost	Net	TD	Long
Brandin Byrd	14	41	1	40	0	12
Antoinne Jimmerson	8	24	1	23	0	6
Jeremy Brown	8	28	8	20	0	11
Derek Thompson	3	6	0	6	0	4
Brelan Chancellor	1	0	4	-4	0	0
Chris Bynes	1	0	9	-9	0	0

PASSING	Att.	Comp	Int.	Yds.	TD	Long	Sacks
Derek Thompson	21	8	1	143	2	80	0

RECEIVING	No.	Yds.	TD	Long
Brelan Chancellor	4	114	2	80
Chris Bynes	1	13	0	13
Andrew Power	1	7	0	7
Drew Miller	1	5	0	5
Marcus Smith	1	4	0	4

PUNTING	No.	Yds.	Avg.	Long	I20
Will Atterberry	8	327	40.9	48	2

FIELD GOALS	Att.	Made	Long	KICKS
none				

ALL RETURNS	Punts			Kickoffs			Intercepted		
	No.	Yds.	Lg.	No.	Yds.	Lg.	No.	Yds.	Lg.
Brelan Chancellor	0	0	0	4	74	26	0	0	0
Zac Whitfield	0	0	0	0	0	0	1	0	0

Game 2

Washington	3
#3 LSU	41



Sept. 8, 2012 • Tiger Stadium • Baton Rouge, La. • 92,804

LSU Uses Dominating Effort On Both Sides Of Ball In 41-3 Win Over Washington

LSU put together a dominating performance on both sides of the ball as the third-ranked Tigers rolled up 437 yards of offense (242 rushing, 195 passing), while holding Washington to only 183 total yards (26 rushing, 157 passing) in a 41-3 win in Tiger Stadium. Had it not been for LSU fumbling the opening kickoff at its own 16-yardline, LSU could have very easily pitched a shutout as outside of that first possession, Washington didn't get inside the Tiger 30-yard line all night. After spotting the Huskies a 3-0 lead, LSU took over, scoring (5 TDs, 2 FGs) on seven of its next nine possessions. LSU took the lead for good when **Alfred Blue** scampered 21-yards for a 7-3 Tiger lead at the 11:18 mark in the first quarter. LSU extended the advantage to 14-3 two possessions later when **J.C. Copeland** plunged 1-yard for a TD. A pair of second quarter **Drew Alleman** field goals (18 and 32 yards) gave the Tigers a 20-3 lead at halftime. After a 3-and-out by UW on its first possession of the second half, the Tigers went 61 yards on seven plays capped on a 3-yard run by **Kenny Hilliard** to extend the lead to 27-3 at the 10:35 mark in the third quarter. **Zach Mettenberger** connected with **Kadron Boone** on a 32-yard scoring strike late in the third quarter to stretch the lead to 34-3. Blue led the Tigers in rushing with 101 yards for his second straight 100-yard game, while Mettenberger completed 12-of-18 passes for 195 yards and a score. Defensively, LB **Kevin Minter** led the Tigers with 9 tackles, while DE **Sam Montgomery** added 4 tackles and had one of LSU's four sacks. Other sacks came from **Micha Eugene** (-8 yards), **Chancey Aghayere** (-11 yards) and **Lavar Edwards** (-6 yards). **Jalen Mills** had LSU's only interception to go with 7 tackles.

Scoring

WASHINGTON	3	0	0	0	-3
LSU	14	6	14	7	-41

WASH	14:03	1Q	Coons 34 FG
LSU	11:18	1Q	Blue 21 run (Alleman Kick)
LSU	2:11	1Q	Copeland 1 run (Alleman Kick)
LSU	10:02	2Q	Alleman 18 FG
LSU	5:03	2Q	Alleman 32 FG
LSU	10:35	3Q	Hilliard 3 run (Alleman Kick)
LSU	2:36	3Q	Boone 32 pass from Mettenberger (Alleman Kick)
LSU	8:04	4Q	Hilliard 1 run

Team Stats

	WASH	LSU
FIRST DOWNS	12	24
RUSHING	3	13
PASSING	6	9
PENALTY	3	2
RUSHING ATTEMPTS	24	52
YARDS GAINED RUSHING	59	250
YARDS LOST RUSHING	33	8
NET YARDS RUSHING	26	242
NET YARDS PASSING	157	195
PASSES ATTEMPTED	36	19
PASSES COMPLETED	17	12
HAD INTERCEPTED	1	0
TOTAL OFFENSIVE PLAYS	60	71
TOTAL NET YARDS	183	437
AVERAGE GAIN PER PLAY	3.0	6.2
FUMBLES/LOST	0/0	1/1
PENALTIES/YARDS	11/74	5/43
INTERCEPTIONS/YARDS	0/0	1/4
PUNTS/YARDS	8/301	3/163
AVERAGE PER PUNT	37.6	54.3
PUNT RETURNS/YARDS	1/1	3/11
KICKOFF RETURNS/YARDS	3/63	2/54
POSSESSION TIME	26:21	33:39
THIRD-DOWN CONVERSIONS	4/16	7/12
FOURTH-DOWN CONVERSIONS	1/3	0/0
SACKS BY	0/0	4/28

LSU

RUSHING	Att.	Gain	Lost	Net	TD	Long
Alfred Blue	14	101	0	101	1	21
Michael Ford	10	48	0	48	0	11
Kenny Hilliard	13	46	0	46	2	9
Spencer Ware	8	41	3	38	0	9
Zach Mettenberger	2	7	0	7	0	5
Connor Neighbors	1	5	0	5	0	5
J.C. Copeland	2	2	0	2	1	1
TEAM	2	0	5	-5	0	0

PASSING	Att.	Comp	Int	Yds	TD	Long	Sacks
Zach Mettenberger	18	12	0	195	1	32	0
Spencer Ware	1	0	0	0	0	0	0

RECEIVING	No.	Yds.	TD	Long
James Wright	5	75	0	23
Odell Beckham, Jr.	2	40	0	24
Alfred Blue	2	19	0	14
Kadron Boone	1	32	1	32
Jarvis Landry	1	20	0	20
Spencer Ware	1	9	0	9

PUNTING	No.	Yds.	Avg.	Long	I20
Brad Wing	3	163	54.3	62	1

FIELD GOALS	Att.	Made	Long	KICKS
Drew Alleman	2	2	32	Made: 18, 32

ALL RETURNS	Punts			Kickoffs			Intercepted		
	No.	Yds.	Lg.	No.	Yds.	Lg.	No.	Yds.	Lg.
Odell Beckham, Jr.	2	4	3	2	54	34	0	0	0
Jarvis Landry	1	7	7	0	0	0	0	0	0
Jalen Mills	0	0	0	0	0	0	1	4	4

WASHINGTON

RUSHING	Att.	Gain	Lost	Net	TD	Long
Erich Wilson	4	25	0	25	0	9
Bishop Sankey	8	20	4	16	0	9
Dezden Petty	7	10	1	9	0	4
Keith Price	5	4	28	-24	0	4

PASSING	Att.	Comp	Int.	Yds.	TD	Long	Sacks
Keith Price	36	17	1	157	0	22	4

RECEIVING	No.	Yds.	TD	Long
Austin Seferian-Jenkins	6	51	0	18
Kevin Smith	4	48	0	22
Bishop Sankey	3	30	0	15
Kasen Williams	3	19	0	8
Jaydon Mickens	1	9	0	9

PUNTING	No.	Yds.	Avg.	Long	I20
Korey Durkee	8	301	37.6	53	2

FIELD GOALS	Att.	Made	Long	KICKS
Travis Coons	1	34	34	Made: 34

ALL RETURNS	Punts			Kickoffs			Intercepted		
	No.	Yds.	Lg.	No.	Yds.	Lg.	No.	Yds.	Lg.
Kevin Smith	0	0	0	1	17	17	0	0	0
Jaydon Mickens	0	0	0	1	30	3	0	0	0
Shaq Thompson	0	0	0	1	16	16	0	0	0
Cody Bruns	1	1	1	0	0	0	0	0	0

Game 3

Idaho	14
#3/2 LSU	63



Sept. 15, 2012 • Tiger Stadium • Baton Rouge, La. • 92,177

LSU Uses Big Second-Half To Blowout Idaho, 63-14

Zach Mettenberger had his best game in an LSU uniform and the Tigers scored a pair of defensive touchdowns in rolling to a 63-14 win over Idaho in Tiger Stadium. LSU never trailed in the contest, taking a 14-0 with touchdowns on its first two possessions. Mettenberger connected with **Kadron Boone** on a 17-yard TD to open the scoring for the Tigers at the 9:46 mark in the first quarter and **Alfred Blue** followed with a 3-yard TD run just three minutes later. Idaho got to within 14-7 early in the second quarter, but **Ronald Martin** extended the lead to 21-7 on a 45-yard interception return for a score. LSU led 28-14 at halftime. In the second half, LSU scored 35 unanswered points as the Tigers registered the most points in a game during the **Les Miles** era. DE **Lavar Edwards** returned an interception 23 yards for a TD four minutes in to the third quarter to extend the Tiger advantage to 35-14. **Kenny Hilliard**, who led LSU with 116 yards, scored two TDs in the third quarter, giving the Tigers a 49-14 advantage. True freshman RB **Jeremy Hill**, in his first collegiate action, had a pair of fourth quarter TD runs for the final margin of 63-14. For the game, the Tigers piled up 472 total yards (250 rushing, 222 passing), while limiting the Vandals to just 213 yards (39 rushing, 174 passing). Mettenberger finished 17-of-22 for 222 yards, two TDs and one interception. WR **Jarvis Landry** led the Tigers in receiving with five catches for 35 yards and a score. CB **Jalen Collins**, DT **Bennie Logan** and LB **Kevin Minter** each recorded 6 tackles to lead the Tigers, while S **Ronald Martin** had 5 tackles and a pair of interceptions in his first career start.

Scoring

IDAHO	0	14	0	0	- 14
LSU	14	14	21	14	- 63

LSU	9:46	1Q	Boone 17 pass from Mettenberger (Alleman kick)
LSU	6:29	1Q	Blue 3 run (Alleman kick)
IDAHO	13:47	2Q	LaGrone 4 pass from Blackman (Farquhar kick)
LSU	9:05	2Q	Martin 45 Interception (Alleman kick)
IDAHO	5:34	2Q	Level 22 pass from Blackman (Farquhar kick)
LSU	0:37	2Q	Landry 7 pass from Mettenberger (Alleman kick)
LSU	10:58	3Q	Edwards 23 Interception (Alleman kick)
LSU	8:29	3Q	Hilliard 71 run (Alleman kck)
LSU	0:00	3Q	Hilliard 1 run (Alleman kick)
LSU	10:08	4Q	Hill 4 run (Alleman kick)
LSU	4:35	4Q	Hill 8 run (Alleman kick)

Team Stats

	IDAHO	LSU
FIRST DOWNS	14	21
RUSHING	3	11
PASSING	8	10
PENALTY	3	0
RUSHING ATTEMPTS	26	39
YARDS GAINED RUSHING	62	268
YARDS LOST RUSHING	23	18
NET YARDS RUSHING	39	250
NET YARDS PASSING	174	222
PASSES ATTEMPTED	36	23
PASSES COMPLETED	23	17
HAD INTERCEPTED	4	0
TOTAL OFFENSIVE PLAYS	62	62
TOTAL NET YARDS	213	472
AVERAGE GAIN PER PLAY	3.4	7.6
FUMBLES/LOST	1/0	1/0
PENALTIES/YARDS	9/49	8/58
INTERCEPTIONS/YARDS	1/94	4/82
PUNTS/YARDS	7/316	5/226
AVERAGE PER PUNT	45.1	45.2
PUNT RETURNS/YARDS	2/(5)	4/31
KICKOFF RETURNS/YARDS	6/75	3/99
POSSESSION TIME	33:07	26:53
THIRD-DOWN CONVERSIONS	3/14	4/10
FOURTH-DOWN CONVERSIONS	1/3	0/0
SACKS BY	3/12	0/0

LSU

RUSHING	Att.	Gain	Lost	Net	TD	Long
Kenny Hilliard	11	118	2	116	2	71
Jeremy Hill	10	61	0	62	2	16
Alfred Blue	10	49	3	56	1	9
Russell Shepard	3	24	0	24	0	18
Michael Ford	1	9	0	9	0	9
Zach Mettenberger	4	7	13	-6	0	7

PASSING	Att.	Comp	Int	Yds	TD	Long	Sacks
Zach Mettenberger	22	17	1	222	2	46	3
Stephen Rivers	1	0	0	0	0	0	0

RECEIVING	No.	Yds.	TD	Long
Jarvis Landry	5	35	1	14
Odell Beckham, Jr.	4	73	0	46
Russell Shepard	3	68	0	33
Alfred Blue	3	22	0	9
Kadron Boone	1	17	1	17
Terrence Magee	1	7	0	7

PUNTING	No.	Yds.	Avg.	Long	I20
Brad Wing	5	226	45.2	51	3

FIELD GOALS	Att.	Made	Long	KICKS
none				

	Punts			Kickoffs			Intercepted		
	No.	Yds.	Lg.	No.	Yds.	Lg.	No.	Yds.	Lg.
ALL RETURNS									
Odell Beckham, Jr.	4	31	11	0	0	0	0	0	0
Ronald Martin	0	0	0	0	0	0	2	45	45
Jalen Mills	0	0	0	0	0	0	1	14	14
Lavar Edwards	1	7	7	0	0	0	1	23	23
Michael Ford	0	0	0	3	99	42	0	0	0

IDAHO

RUSHING	Att.	Gain	Lost	Net	TD	Long
Todd Handley	6	20	0	20	0	14
Ryan Bass	11	35	16	19	0	21
Justin Parkins	3	3	0	3	0	2
Dominique Blackman	1	1	0	1	0	1
TEAM	1	0	1	-1	0	0
James Baker	4	3	3	-3	0	3

PASSING	Att.	Comp	Int.	Yds.	TD	Long	Sacks
Dominique Blackman	36	23	4	174	2	22	0

RECEIVING	No.	Yds.	TD	Long
Jahrie Level	5	48	0	22
Michael LaGrone	5	36	0	15
Najee Lovett	4	26	0	12
Justin Veltung	3	12	0	5
Mike Scott	2	20	0	15
Todd Handley	1	15	0	15
Marquan Major	1	9	0	9
Clayton Homme	1	4	0	4
Ryan Bass	1	4	0	4

PUNTING	No.	Yds.	Avg.	Long	I20
Bobby Cowan	7	316	45.1	52	1

	Punts			Kickoffs			Intercepted		
	No.	Yds.	Lg.	No.	Yds.	Lg.	No.	Yds.	Lg.
ALL RETURNS									
Najee Lovett	0	0	0	1	6	6	0	0	0
Justin Veltung	2	-5	0	4	56	16	0	0	0
Ryan Bass	0	0	0	1	13	13	0	0	0
Gary Walker	0	0	0	0	0	0	1	94	94

Game 4

#2 LSU	12
Auburn	10



Sept. 22, 2012 • Jordan-Hare Stadium • Auburn, Ala. • 86,721

LSU Defense Stifles Auburn In SEC-Opening 12-10 Win

LSU's defense scored points for the second straight game while limiting Auburn to just nine first downs and 183 total yards in the 12-10 win over the Auburn Tigers in Jordan-Hare Stadium. The victory was just the second for LSU at Auburn since 2000 and sent the LSU Tigers to a 4-0 overall mark and a 1-0 league record. LSU appeared to have taken control of the game early, taking its first drive and moving the ball with little resistance to the Auburn 2-yard line. However, LSU came away with no points as QB **Zach Mettenberger** fumbled the snap on 3rd-and-1 and Auburn recovered ending the LSU drive. A play later, LSU took a 2-0 lead in the contest when DE **Sam Montgomery** tackled Auburn RB Tre Mason in the endzone for a safety. LSU's offense again move the ball with ease on its next possession, capped with a 2-yard TD run by **Michael Ford** to increase the lead to 9-0 midway through the first quarter. After its third possession without a first down, Auburn punted the ball back to LSU. Three plays later, Mettenberger fumbled for the second time in the first quarter when he was sacked for a 6-yard loss at the 26. Auburn needed only three plays to go 26 yards to pull to within, 9-7, as the first quarter came to an end. Auburn took its first lead of the game, 10-9, on a 40-yard field goal just before halftime. LSU got its first break of the second half when the Tigers recovered a fumbled Auburn punt at the 48-yard line. LSU marched to the Auburn 13-yard line where senior PK **Drew Alleman** kicked what proved to be the game-winning points with a 30-yard field goal late in the third quarter, giving LSU a 12-10 advantage. LSU's defense held Auburn to just two first downs in the fourth quarter as the LSU Tigers escaped with the 12-10 victory. **Spencer Ware** led LSU with 90 rushing yards to go along with 2 catches for 44 yards, including a 33-yarder on a 3-and-4 late in the fourth quarter that extended an LSU drive. Mettenberger completed 15-of-27 passes for 169 yards. **Eric Reid** (7 tackles) and **Sam Montgomery** (4 tackles, 3.5 TFL) led the Tiger defense.

Scoring

LSU	9	0	3	0	-12
AUBURN	7	3	0	14	-10

LSU	8:21	1Q	Sam Montgomery Safety
LSU	4:18	1Q	Ford 1 run (Alleman kick)
AUB	0:00	1Q	McCalebb 4 run (Parker kick)
AUB	1:21	2Q	Parker 40 yd FG
LSU	5:26	3Q	Alleman 30 yd FG

Team Stats

	AUB	LSU
FIRST DOWNS	9	15
RUSHING	5	8
PASSING	4	6
PENALTY	0	1
RUSHING ATTEMPTS	30	44
YARDS GAINED RUSHING	130	203
YARDS LOST RUSHING	21	44
NET YARDS RUSHING	182	86
NET YARDS PASSING	97	169
PASSES ATTEMPTED	27	22
PASSES COMPLETED	15	13
HAD INTERCEPTED	2	0
TOTAL OFFENSIVE PLAYS	52	71
TOTAL NET YARDS	183	351
AVERAGE GAIN PER PLAY	3.5	4.9
FUMBLES/LOST	2/1	2/2
PENALTIES/YARDS	5/37	9/80
INTERCEPTIONS/YARDS	0/0	2/6
PUNTS/YARDS	7/287	8/338
AVERAGE PER PUNT	41.0	42.2
PUNT RETURNS/YARDS	1/0	1/-5
KICKOFF RETURNS/YARDS	2/59	1/22
POSSESSION TIME	26:49	33:11
THIRD-DOWN CONVERSIONS	3/14	4/10
FOURTH-DOWN CONVERSIONS	0/1	0/0
SACKS BY	2/15	4/17

LSU

RUSHING	Att.	Gain	Lost	Net	TD	Long
Spencer Ware	16	95	5	90	0	30
Michael Ford	8	42	1	41	1	18
Kenny Hilliard	10	40	0	40	0	12
Russell Shepard	2	7	0	7	0	4
J.C. Copeland	2	5	0	5	0	4
Zach Mettenberger	6	14	16	-1	0	5

PASSING	Att.	Comp	Int	Yds	TD	Long	Sacks
Zach Mettenberger	27	15	0	169	0	33	2

RECEIVING	No.	Yds.	TD	Long
Kadron Boone	3	49	0	29
James Wright	3	25	0	10
Jarvis Landry	3	23	0	9
Spencer Ware	2	44	0	33
Odell Beckham	2	15	0	9
Kenny Hilliard	1	7	0	7
Chase Clement	1	6	0	6

PUNTING	No.	Yds.	Avg.	Long	I20
Brad Wing	8	338	42.2	60	3

FIELD GOALS	Att.	Made	Long	KICKS
Drew Alleman	2	1	30	Made 30; Missed 34

ALL RETURNS	Punts			Kickoffs			Intercepted		
	No.	Yds.	Lg.	No.	Yds.	Lg.	No.	Yds.	Lg.
Jarvis Landry	0	0	0	1	22	22	0	0	0
Odell Beckham, Jr.	1	-5	0	0	0	0	0	0	0
Tharold Simon	0	0	0	0	0	0	1	6	6
Luke Muncie	0	0	0	0	0	0	1	0	0

AUBURN

RUSHING	Att.	Gain	Lost	Net	TD	Long
Tre Mason	9	63	9	54	0	26
Onterio McCalebb	11	40	16	24	1	20
Jonathan Wallace	3	15	0	15	0	6
TEAM	1	0	2	-2	0	0
Kiehl Frazier	6	12	17	-5	0	8

PASSING	Att.	Comp	Int.	Yds.	TD	Long	Sacks
Kiehl Frazier	22	13	2	97	0	23	4

RECEIVING	No.	Yds.	TD	Long
Philip Lutzenkirchen	5	29	0	23
Emory Blake	4	56	0	22
Quan Bray	2	10	0	7
Onterio McCalebb	2	2	0	2

PUNTING	No.	Yds.	Avg.	Long	I20
Steven Clark	7	287	41.0	54	2

ALL RETURNS	Punts			Kickoffs			Intercepted		
	No.	Yds.	Lg.	No.	Yds.	Lg.	No.	Yds.	Lg.
Quan Bray	1	0	0	0	0	0	0	0	0
Onterio McCalebb	0	0	0	2	59	43	0	0	0

Game 5

Towson	22
#3 LSU	38



Sept. 29, 2012 • Tiger Stadium • Baton Rouge, La. • 92,154

No. 3 LSU Overcomes Sluggish Effort To Beat Towson, 38-22

Despite committing a season-high 10 penalties and losing three fumbles, third-ranked LSU managed enough offense to post a 38-22 non-conference win over Towson in Tiger Stadium. The victory improved LSU to 5-0 overall, while extending the nation's longest non-conference regular season winning streak to 41 straight (also an NCAA record) as well as running LSU's Tiger Stadium winning streak to 21 in a row (also a school record). **Zach Mettenberger** threw for 238 yards and a pair of touchdowns - both to **Odell Beckham Jr.** After **Russell Shepard's** 78-yard TD run on the first play of LSU's second possession of the game gave the Tigers a 7-0 lead, Towson scored nine straight points to take a 9-7 advantage with just over five minutes left in the first half. LSU closed out the half with a 27-yard TD pass from Mettenberger to Beckham Jr. and then a 23-yard **Drew Alleman** field goal to take a 17-9 lead into the locker room. LSU extended the lead to 24-9 on a 1-yard TD run by **J.C. Copeland** and then to 31-9 on a 53-yard TD pass from Mettenberger to Beckham Jr. **Michael Ford** closed out the scoring for the Tigers with a 4-yard run late in the game for a 38-16 advantage. Towson added a touchdown with just over a minute left for the final margin. For the game, LSU's offense produced 396 total yards (158 rushing, 238 passing), while Towson managed to score more points (22), rush for more yards (188) and accumulate more total yards (291) than any team that LSU has faced this year. Shepard led LSU with 78 yards rushing on just one carry, while Ford added 76 yards on 11 attempts. Beckham Jr. had five catches for 128 yards and a pair of TDs for what statistically was the best game of his career. **Kevin Minter** led the Tiger defense with 9 tackles, including 1.5 for losses, while **Lavar Edwards** had seven tackles and 1.5 sacks.

Scoring

TOWSON	0	9	0	13	- 22
LSU	7	10	7	14	- 38

LSU	10:24	1Q	Shepard 78 run (Alleman Kick)
TOW	13:34	2Q	Soven 26 yd FG
TOW	5:15	2Q	West 1 run (Soven Kick failed)
LSU	2:52	2Q	Beckham Jr. 27 pass from Mettenberger (Alleman Kick)
LSU	1:19	2Q	Alleman 23 yd FG
LSU	5:56	3Q	Copeland 1 run (Alleman Kick)
LSU	14:52	4Q	Beckham Jr. 53 pass from Mettenberger (Alleman Kick)
TOW	8:58	4Q	West 1 run (Soven Kick)
LSU	5:22	4Q	Ford 4 run (Alleman Kick)
TOW	1:30	4Q	Sheppard 9 pass from Enders (Conversion Failed)

Team Stats

	TOW	LSU
FIRST DOWNS	19	18
RUSHING	8	9
PASSING	8	9
PENALTY	3	0
RUSHING ATTEMPTS	40	35
YARDS GAINED RUSHING	208	220
YARDS LOST RUSHING	20	62
NET YARDS RUSHING	188	158
NET YARDS PASSING	103	238
PASSES ATTEMPTED	33	26
PASSES COMPLETED	13	15
HAD INTERCEPTED	2	0
TOTAL OFFENSIVE PLAYS	73	61
TOTAL NET YARDS	291	396
AVERAGE GAIN PER PLAY	4.0	6.5
FUMBLES/LOST	2/2	5/3
PENALTIES/YARDS	4/15	10/69
INTERCEPTIONS/YARDS	0/0	0/0
PUNTS/YARDS	7/245	4/177
AVERAGE PER PUNT	35.0	44.2
PUNT RETURNS/YARDS	2/6	3/41
KICKOFF RETURNS/YARDS	5/80	3/24
POSSESSION TIME	34:42	25:18
THIRD-DOWN CONVERSIONS	6/17	5/12
FOURTH-DOWN CONVERSIONS	1/1	0/0
SACKS BY	4/42	3/15

LSU

RUSHING	Att.	Gain	Lost	Net	TD	Long
Russell Shepard	1	78	0	78	1	78
Michael Ford	11	76	0	76	1	22
Spencer Ware	8	40	4	36	0	14
Kenny Hilliard	6	23	0	23	0	6
Jeremy Hill	1	2	0	2	0	2
J.C. Copeland	1	1	0	1	1	1
TEAM	2	0	6	-6	0	0
Zach Mettenberger	5	0	52	-52	0	0

PASSING	Att.	Comp	Int	Yds	TD	Long	Sacks
Zach Mettenberger	26	15	0	238	2	53	4

RECEIVING	No.	Yds.	TD	Long
Odell Beckham	5	128	2	53
Kadron Boone	3	33	0	17
Chase Clement	1	27	0	27
Nic Jacobs	1	21	0	21
Kenny Hilliard	1	10	0	10
Russell Shepard	1	9	0	9
Jeremy Hill	1	4	0	4
Jarvis Landry	1	4	0	4
Michael Ford	1	2	0	2

PUNTING	No.	Yds.	Avg.	Long	I20
Brad Wing	4	177	44.2	50	2

FIELD GOALS	Att.	Made	Long	KICKS
Drew Alleman	2	1	23	Made 23; Missed 1

ALL RETURNS	Punts			Kickoffs			Intercepted		
	No.	Yds.	Lg.	No.	Yds.	Lg.	No.	Yds.	Lg.
Odell Beckham, Jr.	3	41	30	1	-6	0	0	0	0
Nic Jacobs	0	0	0	1	11	11	0	0	0
Jarvis Landry	0	0	0	1	19	19	0	0	0

TOWSON

RUSHING	Att.	Gain	Lost	Net	TD	Long
Grant Edwards	12	101	15	86	0	43
Terrance West	22	81	2	79	2	15
Sterlin Phifer	4	23	0	23	0	9
Dominique Booker	2	3	3	0	0	3

PASSING	Att.	Comp	Int.	Yds.	TD	Long	Sacks
Grant Enders	33	13	0	103	1	22	3

RECEIVING	No.	Yds.	TD	Long
Tom Ryan	4	54	0	22
Gerrard Sheppard	3	11	1	9
Spencer Wilkins	2	18	0	9
Tyler Magill	1	12	0	12
Erron Banks	1	6	0	6
Leon Kinnard	1	2	0	2
Cory Kirby	1	0	0	6

PUNTING	No.	Yds.	Avg.	Long	I20
R.J. Peppers	7	245	35.0	54	0

FIELD GOALS	Att.	Made	Long	KICKS
D.J. Soven	2	1	26	Made 26; Missed 1

ALL RETURNS	Punts			Kickoffs			Intercepted		
	No.	Yds.	Lg.	No.	Yds.	Lg.	No.	Yds.	Lg.
Tye Smith	0	0	0	1	10	10	0	0	0
Derrick Joseph	0	0	0	4	70	33	0	0	0
Jordan Love	2	6	10	0	0	0	0	0	0

Game 6

#4/3 LSU	6
#10/11 Florida	14



Oct. 6, 2012 • Ben Hill Griffin Stadium • Gainesville, Fla. • 90,824

Florida Uses Second-Half Surge To Beat LSU, 14-6

Florida overcame a 6-0 halftime deficit with a pair of second half touchdowns as the 10th-ranked Gators handed No. 3 LSU its first regular season loss since November of 2010 with a 14-6 win in Gainesville. The loss snapped LSU's 18-game regular season winning streak, the longest in the nation, as the Tigers fell to 5-1 overall and 1-1 in league play. Despite a spectacular first half defensive effort that saw LSU hold Florida scoreless and to just 81 total yards, the Tigers wore down in the second half as the Gators used their running game to take control of the contest. Trailing 6-0, Florida took the lead for good, 7-6, on a 12-yard TD run by Mike Gillislee late in the third quarter. The Tigers had a chance to regain the lead however, **Odell Beckham Jr.** fumbled after catching a 56-yard pass from **Zach Mettenberger** that would have given the Tigers the ball at the Florida 23-yard line. Florida responded with an 11-play drive, all rushes, to extend the lead to 14-6 early in the fourth quarter. LSU managed just two first downs on its following two possessions as the Gators held on for the victory. LSU's only points in the game came courtesy of a pair of **Drew Alleman** field goals. Alleman kicked 31-yard field goal to cap a 10-play, 64-yard drive on LSU's first possession of the game. Alleman added a 21-yard field goal just before halftime after the Tigers managed just three yards following a fumble recovery at the Florida 7-yard line. For the game, LSU was limited to just 8 first downs, 200 total yards (42 rushing, 158 passing) and just 1-of-13 on third down conversion attempts. Mettenberger completed 11-of-25 passes for 158 yards and one interception. He was sacked four times. **Kevin Minter** led the LSU defense with 20 tackles, just one shy of tying the school-record, two sacks and a forced fumble.

Scoring

LSU	3	3	0	0	- 6
UF	0	0	7	7	- 14

LSU	10:48	1Q	Alleman 31 yd FG
LSU	0:24	2Q	Alleman 21 yd FG
UF	5:15	3Q	Mike Gillislee 12 run (Sturgis Kick)
UF	13:18	4Q	Mike Gillislee 12 run (Sturgis Kick)

Team Stats

	LSU	UF
FIRST DOWNS	8	22
RUSHING	1	16
PASSING	4	3
PENALTY	3	3
RUSHING ATTEMPTS	25	58
YARDS GAINED RUSHING	65	239
YARDS LOST RUSHING	23	63
NET YARDS RUSHING	42	176
NET YARDS PASSING	158	61
PASSES ATTEMPTED	25	12
PASSES COMPLETED	11	8
HAD INTERCEPTED	1	0
TOTAL OFFENSIVE PLAYS	50	70
TOTAL NET YARDS	200	237
AVERAGE GAIN PER PLAY	4.0	3.4
FUMBLES/LOST	2/2	2/2
PENALTIES/YARDS	8/83	6/52
INTERCEPTIONS/YARDS	0/0	1/2
PUNTS/YARDS	7/319	7/344
AVERAGE PER PUNT	45.6	49.1
PUNT RETURNS/YARDS	4/22	0/0
KICKOFF RETURNS/YARDS	2/38	3/51
POSSESSION TIME	22:36	37:24
THIRD-DOWN CONVERSIONS	1/13	7/14
FOURTH-DOWN CONVERSIONS	1/1	0/0
SACKS BY	5/43	4/19

LSU

RUSHING	Att.	Gain	Lost	Net	TD	Long
Spencer Ware	8	21	0	21	0	5
Kenny Hilliard	5	18	2	16	0	13
Michael Ford	4	16	2	14	0	9
Jeremy Hill	2	8	0	8	0	5
Russell Shepard	1	2	0	2	0	2
Terrence Magee	1	0	0	0	0	0
Zach Mettenberger	4	0	19	-19	0	0

PASSING	Att.	Comp	Int	Yds	TD	Long	Sacks
Zach Mettenberger	25	11	1	158	0	56	4

RECEIVING	No.	Yds.	TD	Long
Odell Beckham	4	78	0	56
Nic Jacobs	2	22	0	13
Jeremy Hill	1	20	0	20
Spencer Ware	1	20	0	20
Chase Clement	1	7	0	7
J.C. Copeland	1	7	0	7
Russell Shepard	1	4	0	4

PUNTING	No.	Yds.	Avg.	Long	I20
Brad Wing	7	319	45.6	57	3

FIELD GOALS	Att.	Made	Long	KICKS
Drew Alleman	2	2	31	Made 31; Made 21

ALL RETURNS	Punts			Kickoffs			Intercepted		
	No.	Yds.	Lg.	No.	Yds.	Lg.	No.	Yds.	Lg.
Odell Beckham, Jr.	4	22	11	0	0	0	0	0	0
Jarvis Landry	0	0	0	1	20	20	0	0	0
Michael Ford	0	0	0	1	18	18	0	0	0

FLORIDA

RUSHING	Att.	Gain	Lost	Net	TD	Long
Mike Gillislee	34	146	0	146	2	12
Omarius Hines	1	14	0	14	0	14
Mack Brown	2	12	0	12	0	7
Trey Burton	3	8	1	7	0	7
Jeff Driskel	13	56	55	1	0	17
Solomon Patton	2	3	3	0	0	3
TEAM	2	0	4	-4	0	0

PASSING	Att.	Comp	Int.	Yds.	TD	Long	Sacks
Jeff Driskel	12	8	0	61	0	14	5

RECEIVING	No.	Yds.	TD	Long
Jordan Reed	3	30	0	14
Quinton Dunbar	2	15	0	8
Omarius Hines	1	14	0	14
Andre Debose	1	5	0	5
Frankie Hammond	1	-3	0	2

PUNTING	No.	Yds.	Avg.	Long	I20
Kyle Christy	7	344	49.1	61	3

FIELD GOALS	Att.	Made	Long	KICKS
none				

ALL RETURNS	Punts			Kickoffs			Intercepted		
	No.	Yds.	Lg.	No.	Yds.	Lg.	No.	Yds.	Lg.
Andre Debose	0	0	0	3	51	21	0	0	0
Jaylen Watkins	0	0	0	0	0	0	1	2	2

Game 7

#3 South Carolina	21
#9/8 LSU	23



Oct. 13, 2012 • Tiger Stadium • Baton Rouge, La. • 92,734

LSU Defense, RB Hill Help Tigers Past South Carolina, 23-21

In another classic battle between two SEC heavyweights, LSU's defense and a little known running back named **Jeremy Hill** made the difference as the ninth-ranked Tigers knocked off third-ranked South Carolina, 23-21. Hill, a true freshman from Baton Rouge, made the most of his opportunity, rushing for a career-best 124 yards and the 2 TDs. Hill's 50-yard scamper in the fourth quarter proved to be the difference, giving the Tigers a 23-14 advantage with just over five minutes left in the contest. LSU's defense was once again dynamite; limiting South Carolina's powerful rushing attack to just 34 net yards. USC's leading rusher Marcus Lattimore was held to a season-low 34 yards on 13 attempts. LSU struck first taking its first possession, marching 69 yards on 16 plays capped with a 23-yard field goal by **Drew Alleman** for a 3-0 advantage. South Carolina's lone TD of the first half was setup on a 70-yard interception return to the LSU 2-yard line. The Gamecocks needed just one play to take a 7-3 advantage early in the second quarter. That score stood until early in the third quarter when LSU's Hill rambled 7 yards for a TD, giving the Tigers a 10-3 advantage. South Carolina regained the lead, 14-10, on a 2-yard run by Lattimore at the 5:11 mark in the third quarter. A pair of Alleman field goals on back-to-back LSU possessions gave the Tigers a 16-14 lead with 6:37 to play. After the LSU defense forced South Carolina to punt for the seventh time, the Tigers got the ball at midfield with 5:03 setting up Hill's 50-yard TD run. South Carolina managed to pull to within 23-21 with a TD on its ensuing possession, however the onside kick went out of bounds and LSU was able to run down the clock to just 35 seconds before punting to the Gamecocks. South Carolina's last-second attempt at a Hail Mary pass was intercepted by **Craig Loston**. For the game, LSU piled up 406 total yards, including 258 on the ground. Mettenberger connected on 12-of-25 passes for 148 yards with **Jarvis Landry** leading the way with 4 catches for 55 yards.

		Scoring			
USC	0	7	7	7	- 21
LSU	3	0	7	13	- 23

LSU	5:32	1Q	Alleman 23 yd FG
USC	14:54	2Q	Ace Sanders 2 pass from Connor Shaw (Yates Kick)
LSU	11:13	3Q	Jeremy Hill 7 run (Alleman Kick)
USC	5:11	3Q	Marcus Lattimore 2 run (Yates Kick)
LSU	10:17	4Q	Alleman 20 yd FG
LSU	6:37	4Q	Alleman 22 yd FG
LSU	5:03	4Q	Jeremy Hill 50 run (Alleman Kick)

Team Stats

	USC	LSU
FIRST DOWNS	14	22
RUSHING	3	15
PASSING	9	7
PENALTY	2	0
RUSHING ATTEMPTS	25	53
YARDS GAINED RUSHING	67	274
YARDS LOST RUSHING	33	16
NET YARDS RUSHING	34	258
NET YARDS PASSING	177	148
PASSES ATTEMPTED	35	25
PASSES COMPLETED	19	12
HAD INTERCEPTED	2	1
TOTAL OFFENSIVE PLAYS	60	78
TOTAL NET YARDS	211	406
AVERAGE GAIN PER PLAY	3.5	5.2
FUMBLES/LOST	1/0	1/0
PENALTIES/YARDS	4/25	5/29
INTERCEPTIONS/YARDS	1/70	2/39
PUNTS/YARDS	7/259	4/134
AVERAGE PER PUNT	37.0	33.5
PUNT RETURNS/YARDS	1/50	3/6
KICKOFF RETURNS/YARDS	3/47	2/59
POSSESSION TIME	23:03	36:57

THIRD-DOWN CONVERSIONS	3/13	11/19
FOURTH-DOWN CONVERSIONS	2/2	0/0
SACKS BY	1/6	4/30

LSU

RUSHING	Att.	Gain	Lost	Net	TD	Long
Jeremy Hill	17	124	0	124	2	50
Spencer Ware	14	56	1	55	0	11
Michael Ford	7	41	0	41	0	13
Kenny Hilliard	10	41	8	33	0	17
J.C. Copeland	3	12	0	12	0	9
TEAM	1	0	1	-1	0	0
Zach Mettenberger	1	0	6	-6	0	0

PASSING	Att.	Comp	Int	Yds	TD	Long	Sacks
Zach Mettenberger	25	12	1	148	0	27	1

RECEIVING	No.	Yds.	TD	Long
Jarvis Landry	4	55	0	19
James Wright	3	18	0	10
Odell Beckham	2	21	0	12
Spencer Ware	1	27	0	27
Jeremy Hill	1	21	0	21
Kadron Boone	1	6	0	6

PUNTING	No.	Yds.	Avg.	Long	I20
Brad Wing	4	134	33.5	56	0

FIELD GOALS	Att.	Made	Long	KICKS
Drew Alleman	4	3	23	Made 23, 20, 22; Missed 32

ALL RETURNS	Punts		Kickoffs			Intercepted			
	No.	Yds.	Lg.	No.	Yds.	Lg.	No.	Yds.	Lg.
Odell Beckham, Jr.	3	6	4	0	0	0	0	0	0
Craig Loston	0	0	0	0	20	20	1	10	10
Eric Reid	0	0	0	0	18	18	1	29	29
Michael Ford	0	0	0	2	59	31	0	0	0

SOUTH CAROLINA

RUSHING	Att.	Gain	Lost	Net	TD	Long
Marcus Lattimore	13	37	2	35	1	9
Connor Shaw	12	30	31	-1	0	17

PASSING	Att.	Comp	Int.	Yds.	TD	Long	Sacks
Connor Shaw	34	19	2	177	2	29	4

RECEIVING	No.	Yds.	TD	Long
Ace Sanders	5	49	1	21
Bruce Ellington	4	38	1	23
Marcus Lattimore	4	23	0	7
Justice Cunningham	3	36	0	29
Damiere Byrd	2	15	0	11
Jerell Adams	1	16	0	16

PUNTING	No.	Yds.	Avg.	Long	I20
Tyler Hull	7	259	37.0	43	1

FIELD GOALS	Att.	Made	Long	KICKS
none				

ALL RETURNS	Punts		Kickoffs			Intercepted			
	No.	Yds.	Lg.	No.	Yds.	Lg.	No.	Yds.	Lg.
Ace Sanders	1	50	50	0	0	0	0	0	0
Bruce Ellington	0	0	0	3	47	23	0	0	0
Jimmy Legree	0	0	0	0	0	0	1	70	70

Game 8

#6 LSU	24
#20/19 Texas A&M	19



Oct. 20, 2012 • Kyle Field • College Station, Texas • 87,429

Defense, Hill Help LSU Overcome Slow Start To Beat Texas A&M, 24-19

Jeremy Hill rushed for a career-high 127 yards and one touchdown and the LSU defense overcame a slow start as the sixth-ranked Tigers beat Texas A&M, 24-19, in College Station. The Tigers spotted Texas A&M an early 12-0 lead as the Aggies became the first team this year to score a touchdown on the first possession of the game against LSU. Back-to-back field goals extended A&M's lead to 12-0 midway through the second quarter. LSU, which shifted to a 3-man front along with six defensive backs, finally got a spark when Jalen Collins intercepted a pass giving the Tigers their best starting field position of the half at the LSU 42-yard line. LSU needed just 7 plays to go 58 yards capped on a 20-yard TD run by Michael Ford to pull to within 12-7 with 1:49 left in the half. The Tigers got another momentum boost just before halftime when Ronald Martin forced an A&M fumble on the Aggies' next possession, giving LSU the ball back inside A&M territory with 46 seconds left in the half. LSU needed 6 plays to go 40 yards, capped with a Zach Mettenberger 29-yard TD pass to Kadron Boone with 11 seconds left to give the Tigers their first lead of the game at 14-12. A Drew Alleman field goal extended the LSU lead to 17-12 midway through the fourth quarter. The Tigers scored their 24th unanswered point of the game when Hill raced 47 yards for a TD, stretching the margin to 24-12 with 3:12 left in the contest. Hill's TD was setup by a Tharold Simon interception that gave the Tigers the ball at the A&M 47-yard line. The Aggies added a late TD to cut the advantage to 24-19 with just over a minute left in the game. The Tigers recovered the ensuing onside kick and LSU was able to run the clock down to 10 seconds left before punting back to the Aggies. A&M's last second attempt resulted in a fumble as LSU escaped with the victory. For the game, A&M outgained LSU, 410-316, but the Tigers forced five Aggie turnovers (3 interceptions, 2 fumbles). Mettenberger completed 11 of 29 passes for 97 yards and 1 score. LSU's Kevin Minter led the Tigers with 12 tackles, a sack, an interception, a pass breakup and a pair of QB hurries.

Scoring

LSU	0	14	0	10	- 24
TAMU	9	3	0	7	- 19
TAMU	10:46	1Q	Christine Michael 2 run (Bertolet Kick failed)		
TAMU	5:41	1Q	Bertolet 32 yd FG		
TAMU	7:24	2Q	Bertolet 50 yd FG		
LSU	1:49	2Q	Michael Ford 20 run (Alleman Kick)		
LSU	0:11	2Q	Kadron Boone 29 from Mettenberger (Alleman Kick)		
LSU	8:35	4Q	Alleman 28 yd FG		
LSU	3:12	4Q	Jeremy Hill 47 run (Alleman Kick)		
TAMU	1:17	4Q	Ben Malena 5 run (Bertolet Kick)		

Team Stats

	LSU	TAMU
FIRST DOWNS	18	26
RUSHING	11	8
PASSING	4	13
PENALTY	3	5
RUSHING ATTEMPTS	45	38
YARDS GAINED RUSHING	234	164
YARDS LOST RUSHING	15	30
NET YARDS RUSHING	219	134
NET YARDS PASSING	97	276
PASSES ATTEMPTED	29	56
PASSES COMPLETED	11	29
HAD INTERCEPTED	0	3
TOTAL OFFENSIVE PLAYS	74	94
TOTAL NET YARDS	316	410
AVERAGE GAIN PER PLAY	4.3	4.4
FUMBLES/LOST	0/0	2/2
PENALTIES/YARDS	13/102	6/65
INTERCEPTIONS/YARDS	3/17	0/0
PUNTS/YARDS	10/451	4/151
AVERAGE PER PUNT	45.1	37.8
PUNT RETURNS/YARDS	0/0	3/16
KICKOFF RETURNS/YARDS	2/27	4/108
POSSESSION TIME	29:50	30:10
THIRD-DOWN CONVERSIONS	2/16	6/16

FOURTH-DOWN CONVERSIONS	2/2	0/0
SACKS BY	3/17	2/12

LSU

RUSHING	Att.	Gain	Lost	Net	TD	Long
Jeremy Hill	18	127	0	127	1	47
Michael Ford	11	78	0	78	1	20
Spencer Ware	8	18	3	15	0	5
Kenny Hilliard	3	5	0	5	0	3
J.C. Copeland	1	1	0	1	0	1
Zach Mettenberger	4	5	12	-7	0	3

PASSING	Att.	Comp	Int	Yds	TD	Long	Sacks
Zach Mettenberger	29	11	0	97	1	29	2

RECEIVING	No.	Yds.	TD	Long
Kadron Boone	4	49	1	29
Odell Beckham	4	35	0	17
James Wright	1	9	0	9
Jeremy Hill	1	7	0	7
Jarvis Landry	1	-3	0	0

PUNTING	No.	Yds.	Avg.	Long	I20
Brad Wing	10	451	45.1	65	1

FIELD GOALS	Att.	Made	Long	KICKS
Drew Alleman	2	1	28	Made 28; Missed 54

ALL RETURNS	Punts			Kickoffs			Intercepted		
	No.	Yds.	Lg.	No.	Yds.	Lg.	No.	Yds.	Lg.
Jarvis Landry	0	0	0	1	15	15	0	0	0
Tharold Simon	0	0	0	0	0	0	1	10	10
Jalen Collins	0	0	0	0	0	0	1	3	3
Kevin Minter	0	0	0	1	12	12	1	4	4
Michael Ford	0	0	0	2	27	15	0	0	0

Texas A&M

RUSHING	Att.	Gain	Lost	Net	TD	Long
Ben Malena	12	83	1	82	1	18
Christine Michael	8	31	4	27	1	9
Johnny Manziel	17	50	23	27	0	14
TEAM	1	0	2	-2	0	0

PASSING	Att.	Comp	Int.	Yds.	TD	Long	Sacks
Johnny Manziel	56	29	3	276	0	27	3

RECEIVING	No.	Yds.	TD	Long
Ryan Swope	10	81	0	27
Mike Evans	6	76	0	21
Kenric McNeal	4	29	0	11
Uzoma Nwachukwu	2	44	0	27
Ben Malena	2	21	0	12
Sabian Holmes	1	10	0	10
Nehemiah Hicks	1	7	0	7
Thomas Johnson	1	4	0	4
Malcome Kennedy	1	3	0	3
Christine Michael	1	1	0	1

PUNTING	No.	Yds.	Avg.	Long	I20
Ryan Epperson	4	151	37.8	40	2

FIELD GOALS	Att.	Made	Long	KICKS
Taylor Bertolet	4	2	50	Made 32, 50; Missed 52, 33

ALL RETURNS	Punts			Kickoffs			Intercepted		
	No.	Yds.	Lg.	No.	Yds.	Lg.	No.	Yds.	Lg.
Nehemiah Hicks	0	0	0	1	2	2	0	0	0
Trey Williams	0	0	0	3	106	76	0	0	0
Dustin Harris	3	16	11	0	0	0	0	0	0

Game 9

#1 Alabama	21
#5 LSU	17



Nov. 3, 2012 • Tiger Stadium • Baton Rouge, La. • 93,374

Late TD Lifts Top-Ranked Alabama Past LSU, 21-17

Top-ranked Alabama scored its only points of the second half with 51 seconds left as T.J. Yeldon's 28-yard touchdown reception from AJ McCarron lifted the Crimson Tide to a 21-17 win over No. 5 LSU before a record crowd of 93,374 in Tiger Stadium. The loss snapped LSU's home field winning streak at 22 – which is a school-record and was the nation's longest streak. The Alabama win overshadowed a game that was dominated by LSU in every phase as the Tigers had more yards (435 to 335), first downs (22 to 18), time of possession (39:15 to 20:45) and fewer turnovers (0 to 2), but still came out on the short end of the ledger. Trailing 14-3 at halftime, LSU put on a second half show as the Tigers got to within 14-10 on a 1-yard run by **Jeremy Hill** at the 3:35 mark in the third quarter. After LSU failed at an onside kick on the ensuing kickoff, Alabama marched to the Tiger 10-yard line where **Sam Montgomery** recovered a fumble halting the Crimson Tide drive. From there, the Tigers went 90 yards on seven plays, capped with a 14-yard TD pass from **Zach Mettenberger** to **Jarvis Landry**, giving LSU a 17-14 advantage with 12:58 to play. The Tigers held Alabama to three-and-outs on its next two possessions, however LSU couldn't take advantage as the Tigers turned the ball over on downs at the Crimson Tide 24-yard line to end one possession and then missed a 45-yard field goal with 1:34 left to end its next possession. With no timeouts left, Alabama needed just five plays to go 72 yards on the game-winning drive. LSU had one final possession as the Tigers got the ball back with 45 seconds left, but with no timeouts. The game ended when Mettenberger was sacked as time expired and the Crimson Tide escaped with the victory. LSU opened the scoring in the first half when **Drew Alleman** kicked a 38-yard field goal for a 3-0 Tiger lead at the 6:11 mark in the first quarter. The score remained that way until Alabama's Eddie Lacy scored on a 7-yard run at the 8:17 mark in the second quarter. Alabama stretched the lead to 14-3 just before halftime when McCarron scored on a 9-yard run with 11 seconds left in the second quarter. Mettenberger had his best game at LSU, connecting on 24-of-35 attempts for 298 yards and a touchdown. Hill ran his streak of 100-yard games to three straight with 107 yards and a TD on 29 carries. **Eric Reid** led the Tiger defense with seven tackles as LSU limited the Crimson Tide to 1-of-9 on third-down conversion attempts and to just 52 totals plays.

Scoring

ALABAMA	0	14	0	7	-21
LSU	3	0	7	7	-17

LSU	6:11	1Q	Alleman 38 yd FG
BAMA	8:17	2Q	Eddie Lacy 7 run (Shelley Kick)
BAMA	0:11	2Q	A.J. McCarron 9 yd run (Shelley Kick)
LSU	3:35	3Q	Jeremy Hill 1 yd run (Alleman Kick)
LSU	12:58	4Q	Jarvis Landry 14 from Mettenberger (Alleman Kick)
BAMA	0:51	4Q	Yeldon 28 from A.J. McCarron (Shelley Kick)

Team Stats

	BAMA	LSU
FIRST DOWNS	18	22
RUSHING	8	8
PASSING	9	14
PENALTY	1	0
RUSHING ATTEMPTS	25	49
YARDS GAINED RUSHING	177	172
YARDS LOST RUSHING	11	33
NET YARDS RUSHING	166	139
NET YARDS PASSING	165	296
PASSES ATTEMPTED	27	36
PASSES COMPLETED	14	25
HAD INTERCEPTED	0	0
TOTAL OFFENSIVE PLAYS	52	85
TOTAL NET YARDS	331	435
AVERAGE GAIN PER PLAY	6.4	5.1
FUMBLES/LOST	2/2	1/0
PENALTIES/YARDS	1/15	7/51
INTERCEPTIONS/YARDS	0/0	0/0
PUNTS/YARDS	7/361	4/196
AVERAGE PER PUNT	45.1	49.0
PUNT RETURNS/YARDS	1/(4)	3/16
KICKOFF RETURNS/YARDS	1/9	3/59
POSSESSION TIME	20:45	39:15
THIRD-DOWN CONVERSIONS	1/9	10/20

FOURTH-DOWN CONVERSIONS	0/0	0/2
SACKS BY	3/22	1/5

LSU

RUSHING	Att.	Gain	Lost	Net	TD	Long
Jeremy Hill	29	115	8	107	1	19
Russell Shepard	3	22	0	22	0	19
Michael Ford	3	13	0	13	0	6
Spencer Ware	7	15	2	13	0	4
J.C. Copeland	3	7	1	6	0	4
Zach Mettenberger	4	0	22	-22	0	0

PASSING	Att.	Comp	Int	Yds	TD	Long	Sacks
Zach Mettenberger	35	24	0	298	1	42	3
Brad Wing	1	1	0	-2	0	0	0

RECEIVING	No.	Yds.	TD	Long
Jarvis Landry	8	76	1	23
Odele Beckham	4	73	0	36
Kadron Boone	4	37	0	19
Jeremy Hill	3	12	0	8
J.C. Copeland	2	47	0	42
Nic Jacobs	2	15	0	8
Spencer Ware	1	38	0	38
Drew Alleman	1	-2	0	0

PUNTING	No.	Yds.	Avg.	Long	I20
Brad Wing	4	196	49.0	64	2

FIELD GOALS	Att.	Made	Long	KICKS
Drew Alleman	3	1	38	Made 38; Missed 54, 45

ALL RETURNS	Punts			Kickoffs			Intercepted		
	No.	Yds.	Lg.	No.	Yds.	Lg.	No.	Yds.	Lg.
Odele Beckham	3	16	10	0	0	0	0	0	0
Chase Clement	0	0	0	1	29	29	0	0	0
Michael Ford	0	0	0	2	30	18	0	0	0

ALABAMA

RUSHING	Att.	Gain	Lost	Net	TD	Long
Eddie Lacy	11	89	6	83	1	28
T.J. Yeldon	11	76	0	76	0	23
A.J. McCarron	3	12	5	7	1	9

PASSING	Att.	Comp	Int.	Yds.	TD	Long	Sacks
A.J. McCarron	27	14	0	165	1	28	1

RECEIVING	No.	Yds.	TD	Long
Kevin Norwood	5	62	0	18
Christion Jones	4	40	0	16
T.J. Yeldon	1	28	1	28
Eddie Lacy	1	19	0	19
Kelly Johnson	1	10	0	10
Michael Williams	1	6	0	6
Marvis Shinn	1	0	0	0

PUNTING	No.	Yds.	Avg.	Long	I20
Cody Mandell	7	316	45.1	56	2

FIELD GOALS	Att.	Made	Long	KICKS
none				

ALL RETURNS	Punts			Kickoffs			Intercepted		
	No.	Yds.	Lg.	No.	Yds.	Lg.	No.	Yds.	Lg.
Cyrus Jones	1	-4	0	0	0	0	0	0	0
Xzavier Dickson	0	0	0	1	9	9	0	0	0

Game 10

#22/23 Mississippi State	17
#9 LSU	37



Nov. 10, 2012 • Tiger Stadium • Baton Rouge, La. • 92,831

Mettenberger Shines Again As LSU Pulls Away From Mississippi State, 37-17

Zach Mettenberger had another impressive outing, throwing for 273 yards and a pair of first half touchdowns, as LSU beat Mississippi State for the 13th straight time, 37-17, in Homecoming for the Tigers. It was the fifth straight game against a Top 25 team for the Tigers, a first in school history. LSU spotted Mississippi State an early 7-0 lead as the Bulldogs went 74 yards on 10 plays to score on their first possession of the game. LSU responded by scoring on its next four possessions – two field goals and a pair of touchdowns – to take a 20-10 lead at halftime. Drew Alleman kicked field goals of 28 and 26 yards in the first half to get the Tigers to within 7-6, and then LSU took the lead for good when Mettenberger connected with Jarvis Landry on a 19-yard pass play for a 13-7 advantage with 5:31 to go in the second quarter. The Bulldogs added a field goal to get to within 13-10 with less than a minute to go before halftime, however, LSU responded with a 71-yard, 4-play drive just before halftime as Mettenberger connected with Spencer Ware on a 20-yard TD pass with 13 seconds left to extend the margin to 20-10 at the break. A muffed punt led to a quick TD for State to open the second half as the Bulldogs cut the margin to 20-17, however LSU responded with another Alleman field goal and a 1-yard TD run by J.C. Copeland to extend the lead to 30-17 late in the third quarter. Craig Loston added the final points with a 100-yard interception return for a TD with just over a minute left in the contest.

Scoring

MSU	7	3	7	0	-17
LSU	3	17	10	7	-37

MSU	6:41	1Q	Marcus Green 9 from Prescott (Ball Kick)
LSU	0:11	1Q	Alleman 28 yd FG
LSU	7:59	2Q	Alleman 26 yd FG
LSU	5:31	2Q	Jarvis Landry 19 from Mettenberger (Alleman Kick)
MSU	0:48	2Q	Devon Bell 47 yd FG
LSU	0:13	2Q	Spencer Ware 20 from Mettenberger (Alleman Kick)
MSU	12:52	3Q	Chad Bumphis 14 from Russell (Bell Kick)
LSU	8:29	3Q	Alleman 41 yd FG
LSU	0:11	3Q	J.C. Copeland 1 yd run (Alleman Kick)
LSU	1:13	4Q	Craig Loston 100 yd INT return (Alleman Kick)

Team Stats

	MSU	LSU
FIRST DOWNS	21	22
RUSHING	5	10
PASSING	14	12
PENALTY	2	0
RUSHING ATTEMPTS	24	38
YARDS GAINED RUSHING	78	143
YARDS LOST RUSHING	31	24
NET YARDS RUSHING	47	119
NET YARDS PASSING	304	273
PASSES ATTEMPTED	39	30
PASSES COMPLETED	27	19
HAD INTERCEPTED	1	0
TOTAL OFFENSIVE PLAYS	63	68
TOTAL NET YARDS	351	392
AVERAGE GAIN PER PLAY	5.6	5.8
FUMBLES/LOST	1/1	3/1
PENALTIES/YARDS	4/20	2/20
INTERCEPTIONS/YARDS	0/0	1/100
PUNTS/YARDS	4/167	3/126
AVERAGE PER PUNT	41.8	42.0
PUNT RETURNS/YARDS	1/3	2/0
KICKOFF RETURNS/YARDS	7/139	3/88
POSSESSION TIME	27:50	32:10
THIRD-DOWN CONVERSIONS	3/10	9/15
FOURTH-DOWN CONVERSIONS	1/2	0/0
SACKS BY	1/16	2/15
FOURTH-DOWN CONVERSIONS	1/2	0/0

SACKS BY 1/16 2/15

LSU

RUSHING	Att.	Gain	Lost	Net	TD	Long
Jeremy Hill	15	50	2	48	0	9
Russell Shepard	8	33	0	33	0	11
Kenny Hilliard	5	29	0	29	0	12
Spencer Ware	5	19	6	13	0	12
Michael Ford	1	5	0	5	0	5
J.C. Copeland	2	1	0	1	1	1
Zach Mettenberger	2	6	16	-10	0	6

PASSING	Att.	Comp	Int	Yds	TD	Long	Sacks
Zach Mettenberger	30	19	0	273	2	36	1

RECEIVING	No.	Yds.	TD	Long
Jarvis Landry	9	109	1	25
Odell Beckham	4	55	0	22
Spencer Ware	2	32	1	20
Kadron Boone	2	14	0	7
James Wright	1	36	0	36
Michael Ford	1	27	0	27

PUNTING	No.	Yds.	Avg.	Long	I20
Brad Wing	3	126	42.0	50	2

FIELD GOALS	Att.	Made	Long	KICKS
Drew Alleman	3	3	41	Made 28, 26, 41

ALL RETURNS	Punts			Kickoffs			Intercepted		
	No.	Yds.	Lg.	No.	Yds.	Lg.	No.	Yds.	Lg.
Odell Beckham	2	0	3	0	0	0	0	0	0
Michael Ford	0	0	0	3	88	41	0	0	0
Craig Loston	0	0	0	0	0	0	1	100	100

Mississippi State

RUSHING	Att.	Gain	Lost	Net	TD	Long
Nick Griffin	11	39	1	38	0	9
Josh Robinson	5	17	0	17	0	7
Tyler Russell	5	19	15	4	0	16
Dak Prescott	1	3	0	3	0	3
Team	1	0	1	-1	0	0
Derick Milton	1	0	14	-14	0	0

PASSING	Att.	Comp	Int.	Yds.	TD	Long	Sacks
Tyler Russell	38	26	1	295	1	40	2
Dak Prescott	1	1	0	9	1	9	0

RECEIVING	No.	Yds.	TD	Long
Chad Bumphis	9	140	1	40
Chris Smith	7	56	0	20
Arceto Clark	4	43	0	17
Malcolm Johnson	2	40	0	24
Robert Johnson	1	14	0	14
Marcus Green	1	9	1	9
Adrian Marcus	1	4	0	4
Josh Robinson	1	2	0	2
Nick Griffin	1	-4	0	0

PUNTING	No.	Yds.	Avg.	Long	I20
Baker Swedenburg	4	167	41.8	48	1

FIELD GOALS	Att.	Made	Long	KICKS
Devon Bell	1	1	47	Made 47

ALL RETURNS	Punts			Kickoffs			Intercepted		
	No.	Yds.	Lg.	No.	Yds.	Lg.	No.	Yds.	Lg.
Chad Bumphis	1	3	3	0	0	0	0	0	0
Robert Johnson	0	0	0	5	108	28	0	0	0
Jameon Lewis	0	0	0	7	31	16	0	0	0

Game 11

Ole Miss	35
#8/7 LSU	41



Nov. 17, 2012 • Tiger Stadium • Baton Rouge, La. • 92,872

Tigers Score 21 Points In Fourth Quarter In Comeback Win Over Ole Miss, 41-35

LSU scored 21 fourth quarter points, including an 89-yard punt return for a touchdown by Odell Beckham Jr., that turned the tide as the Tigers came from behind to beat Ole Miss, 41-35, on Senior Day in Tiger Stadium. It turned out to be a typical LSU-Ole Miss contest in Tiger Stadium with a combined 86 points, 890 yards of total offense and three ties and four lead changes during the game. Ole Miss took a 28-20 lead into the final quarter before Jeremy Hill, along with a successful 2-point conversion, tied the game at 28-28 on a 1-yard run at the 11:35 mark. On its ensuing possession, Ole Miss marched right down the field, going 65 yards on just 4 plays to regain the lead, 35-28, with 11:11 to go. After a 3-and-out on its next possession, Ole Miss punted to LSU, where Beckham Jr. changed the momentum of the game with his 89-yard punt return, which tied the game at 35-35 with 9:10 to go. Ole Miss missed a 53-yard field goal with just over 4 minutes left in the contest, setting up LSU's game-winning drive. From there, Zach Mettenberger directed the Tigers on a 9-play, 64-yard drive capped with Hill's third TD of the game – a 1-yard plunge – with 15 seconds left to give LSU a 41-35 advantage. Ole Miss led 14-7 after the first quarter and then took a 21-17 lead into halftime following a 1-yard run by Bo Wallace with 50 seconds left in the half. The Tigers pulled to within 21-20 on Drew Alleman's 24-yard field goal early in the third quarter before Randall Mackey's 6-yard run extended the Rebels lead to 28-20 heading into the fourth quarter. For the game, LSU's offense had another productive outing with 21 first downs and 427 total yards (145 rushing, 282 passing). Mettenberger connected on 22-of-37 passes for 282 yards, while Hill rushed for 77 yards and 3 TDs. Defensively, LSU forced four turnovers (3 interceptions, 1 fumble), but allowed a season-high 463 yards, including 316 through the air.

	Scoring				
UM	14	7	7	7	- 35
LSU	7	10	3	21	- 41

UM	10:16	1Q	Bo Wallace 58 yd run (Rose Kick)
LSU	9:55	1Q	Jeremy Hill 27 yd run (Alleman Kick)
UM	5:15	1Q	Donte Moncrief 56 from Wallace (Rose Kick)
LSU	14:50	2Q	Alleman 22 yd FG
LSU	9:57	2Q	Spencer Ware 1 yd run (Alleman Kick)
UM	0:50	2Q	Bo Wallace 1 yd run (Rose Kick)
LSU	11:42	3Q	Alleman 24 yd FG
UM	0:50	3Q	Randall Mackey 6 yd run (Rose Kick)
LSU	11:39	4Q	Jeremy Hill 1 yd run (Spencer Ware from Mettenberger)
UM	11:11	4Q	Donte Moncrief 30 from Wallace (Rose Kick)
LSU	9:10	4Q	Odell Beckham 89 yd punt return (Alleman Kick)
LSU	0:15	4Q	Jeremy Hill 1 yd run (Alleman Kick)

Team Stats

	UM	LSU
FIRST DOWNS	20	21
RUSHING	8	10
PASSING	11	9
PENALTY	1	2
RUSHING ATTEMPTS	41	38
YARDS GAINED RUSHING	178	164
YARDS LOST RUSHING	31	19
NET YARDS RUSHING	147	145
NET YARDS PASSING	316	282
PASSES ATTEMPTED	37	38
PASSES COMPLETED	16	22
HAD INTERCEPTED	3	2
TOTAL OFFENSIVE PLAYS	78	76
TOTAL NET YARDS	463	427
AVERAGE GAIN PER PLAY	5.9	5.6
FUMBLES/LOST	2/1	2/1
PENALTIES/YARDS	6/34	6/56
INTERCEPTIONS/YARDS	2/36	3/5
PUNTS/YARDS	6/241	5/224
AVERAGE PER PUNT	40.2	44.8
PUNT RETURNS/YARDS	1/2	3/109
KICKOFF RETURNS/YARDS	6/84	3/62
POSSESSION TIME	27:53	32:07
THIRD-DOWN CONVERSIONS	8/19	7/17
FOURTH-DOWN CONVERSIONS	2/2	1/1
SACKS BY	1/9	3/23

LSU

RUSHING	Att.	Gain	Lost	Net	TD	Long
Jeremy Hill	20	86	9	77	3	27
Spencer Ware	8	55	0	55	1	14
Michael Ford	4	20	0	20	0	11
J.C. Copeland	1	0	0	0	0	0
Russell Shepard	1	0	0	0	0	0
Kenny Hilliard	1	0	1	-1	0	0
Zach Mettenberger	3	3	9	-6	0	2

PASSING	Att.	Comp	Int	Yds	TD	Long	Sacks
Zach Mettenberger	37	22	2	282	0	48	1
Stephen Rivers	1	0	0	0	0	0	0

RECEIVING	No.	Yds.	TD	Long
Travis Dickson	5	69	0	30
Jarvis Landry	4	60	0	30
Spencer Ware	4	16	0	12
James Wright	3	64	0	48
Kadron Boone	3	51	0	22
Odell Beckham	2	13	0	13
Jeremy Hill	1	9	0	9

PUNTING	No.	Yds.	Avg.	Long	I20
Brad Wing	5	224	44.8	53	3

FIELD GOALS	Att.	Made	Long	KICKS
Drew Alleman	3	3	41	Made 28, 26, 41

ALL RETURNS	Punts			Kickoffs			Intercepted		
	No.	Yds.	Lg.	No.	Yds.	Lg.	No.	Yds.	Lg.
Odell Beckham	3	109	89	0	0	0	0	0	0
Craig Loston	0	0	0	0	0	0	1	-7	0
Tharold Simon	0	0	0	0	0	0	1	6	6
Jalen Collins	0	0	0	0	0	0	1	6	6
Michael Ford	0	0	0	3	62	22	0	0	0

Ole Miss

RUSHING	Att.	Gain	Lost	Net	TD	Long
Bo Wallace	11	79	25	54	2	58
Randall Mackey	9	41	0	41	1	12
Jeff Scott	12	41	2	39	0	11
Barry Brunetti	8	17	2	15	0	8
Carlos Davis	1	0	2	-2	0	0

PASSING	Att.	Comp	Int.	Yds.	TD	Long	Sacks
Bo Wallace	35	15	3	310	2	56	3
Barry Brunetti	2	1	0	6	0	0	0

RECEIVING	No.	Yds.	TD	Long
Donte Moncrief	6	161	2	56
Ja-Mes Logan	3	53	0	25
Randall Mackey	3	44	0	37
Vince Sanders	2	42	0	35
Jeff Scott	1	7	0	7
Jamal Mosley	1	3	0	3
Tanner Burns	0	9	0	0
Barry Brunetti	0	7	0	0
Pierce Burton	0	-10	0	0

PUNTING	No.	Yds.	Avg.	Long	I20
Jim Broadway	6	241	40.2	51	0

FIELD GOALS	Att.	Made	Long	KICKS
Bryson Rose	1	0	0	Missed 53

ALL RETURNS	Punts			Kickoffs			Intercepted		
	No.	Yds.	Lg.	No.	Yds.	Lg.	No.	Yds.	Lg.
Jaylen Walton	0	0	0	5	73	27	0	0	0
Senquez Golson	0	0	0	0	0	0	2	36	21
Korvic Neat	1	2	0	0	0	0	0	0	0
Carlos Davis	0	0	0	1	11	11	0	0	0

2012 LSU Football Roster

NO.	NAME	POS.	HT.	WT.	CL./EXP.	HOMETOWN (HS/PREVIOUS SCHOOL)
1	Eric Reid	S	6-2	212	Jr.-2L	Geismar, La. (Dutchtown HS)
1	Rob Bolden	QB	6-4	208	Jr.-Trf.	Orchard Lake, Mich. (Penn State)
3	Odell Beckham Jr.	WR	6-0	187	So.-1L	New Orleans, La. (Newman HS)
4	Alfred Blue	RB	6-2	220	Jr.-2L	Boutte, La. (Hahnville HS)
5	Jarrett Fobbs	WR	5-11	188	So.-SQ	Shreveport, La. (Huntington HS)
6	Craig Loston	S	6-2	205	Jr.-2L	Aldine, Texas (Eisenhower HS)
8	Zach Mettenberger	QB	6-5	230	Jr.-1L	Watkinsville, Ga. (Butler (Kan.) CC)
9	Ego Ferguson	DT	6-3	308	So.-1L	Mills, Fla. (Hargrave Military Academy)
10	Russell Shepard	WR	6-1	195	Sr.-3L	Houston, Texas (Cypress Ridge HS)
10	Nick Rice	LB	6-1	229	Jr.-SQ	Coppell, Texas (Coppell HS)
11	Spencer Ware	RB	5-11	225	Jr.-2L	Cincinnati, Ohio (Princeton HS)
12	Corey Thompson	S	6-2	210	Fr.-HS	Missouri City, Texas (Lawrence Elkins HS)
13	Dwayne Thomas	CB	6-0	175	Fr.-HS	New Orleans, La. (O.P. Walker HS)
13	Chris LaBorde	WR	6-1	185	Fr.-RS	Lafayette, La. (Westminister HS)
14	Terrence Magee	WR	5-9	212	So.-SQ	Franklinton, La. (Franklinton HS)
15	Jerrard Randall	QB	6-1	186	Fr.-RS	Hollywood, Fla. (Mirimar HS)
16	Brad Kragthorpe	QB	6-0	186	Fr.-Trf.	Tulsa, Okla. (Idaho State)
17	Stephen Rivers	QB	6-8	225	Fr.-RS	Athens, Ala. (Athens HS)
17	Myles O'Brien	LB	6-2	210	So.-Trf.	Metairie, La. (Rummel HS)
18	Bennie Logan	DT	6-3	295	Jr.-2L	Coushatta, La. (Red River HS)
19	Derrick Raymond	CB	6-1	175	Fr.-HS	Metairie, La. (East Jefferson HS)
19	Ronnie Arrant	QB	5-10	165	Fr.-HS	Metairie, La. (Brother Martin HS)
21	Paul Turner	WR	5-11	192	Fr.-RS	West Monroe, La. (West Monroe HS)
21	Tre' Sullivan	DB	5-9	182	So.-SQ	Donaldsonville, La. (Donaldsonville HS)
22	Ronnie Feist	LB	6-2	230	Fr.-HS	Edgard, La. (West St. John HS)
23	Lamar Louis	LB	6-0	220	Fr.-HS	Breaux Bridge, La. (Breaux Bridge HS)
24	Tharold Simon	CB	6-3	193	Jr.-2L	Eunice, La. (Eunice HS)
25	Kwon Alexander	LB	6-2	215	Fr.-HS	Oxford, Ala. (Oxford HS)
26	Ronald Martin	S	6-1	202	So.-1L	White Castle, La. (White Castle HS)
27	Kenny Hilliard	RB	6-0	231	So.-1L	Patterson, La. (Patterson HS)
27	Dexter Alexander	DB	5-9	189	Jr.-SQ	Baton Rouge, La. (Christian Life Academy)
28	Jalen Mills	CB	6-0	185	Fr.-HS	DeSoto, Texas (DeSoto HS)
28	Jonathan Juneau	RB	5-11	198	Fr.-HS	Lafayette, La. (St. Thomas More HS)
29	Stephen Scardina	FB	5-11	272	Fr.-HS	Baton Rouge, La. (St. Michael HS)
29	Tommy LeBeau	S	6-1	190	Fr.-RS	Monroe, La. (Ouachita Christian HS)
30	Drew Alleman	PK	5-11	183	Sr.-1L	Lafayette, La. (Acadiana HS)
30	James Hairston	PK	6-1	220	So.-1L	Dallas, Texas (Jesuit HS)
30	Trent Domingue	PK/P	6-0	177	Fr.-HS	Mandeville, La. (St. Paul's HS)
30	Colby Delahoussaye	PK	5-10	174	Fr.-HS	New Iberia, La. (New Iberia HS)
32	Jalen Collins	CB	6-2	195	Fr.-RS	Olive Branch, Miss. (Olive Branch HS)
33	Jeremy Hill	RB	6-2	235	Fr.-HS	Baton Rouge, La. (Redemptorist HS)
34	Micah Eugene	S	5-11	190	Fr.-RS	Lafayette, La. (Acadiana HS)
34	Michael Davis	FB	5-11	204	Fr.-HS	Prairieville, La. (Dutchtown HS)
35	Lorenzo Phillips	LB	6-2	215	Fr.-HS	Patterson, La. (Patterson HS)
35	Devante Meullion	FB	5-10	240	Fr.-RS	Seattle, Wash. (Chief Stealth International HS)
36	Kavahra Holmes	CB	6-2	180	Fr.-HS	Breaux Bridge, La. (Breaux Bridge HS)
38	Brad Wing	P	6-3	197	So.-1L	Melbourne, Australia (Parkiew Baptist HS)
38	Jamie Keehn	P	6-4	222	Fr.-HS	Queensland, Australia (Rockhampton Grammar)
39	Jerqwinick Sandolph	DB	6-2	190	Fr.-HS	Boutte, La. (Hahnville HS)
39	Jason Slaydon	FB	5-9	198	Jr.-SQ	Westlake, La. (Westlake HS)
40	Rockey Duplessis	S	6-1	207	Jr.-2L	Belle Chasse, La. (Belle Chasse HS)
40	Tabari Williams	RB	5-7	170	Jr.-SQ	Hiram, Ga. (Culver Academy)
41	Travis Dickson	TE	6-3	230	So.-SQ	Ocean Springs, Miss. (Ocean Springs HS)
42	Michael Ford	RB	5-10	216	Jr.-2L	Leesville, La. (Leesville HS)
42	Michael Petty	LB	5-10	185	Fr.-RS	Alexandria, La. (Alexandria Senior HS)
43	Connor Neighbors	FB	5-11	236	So.-SQ	Huntsville, Ala. (Huntsville HS)
44	J.C. Copeland	FB	6-1	272	Jr.-1L	LaGrange, Ga. (Troup County HS)

2012 LSU Football Roster

45	Deion Jones	LB	6-2	202	Fr.-HS	New Orleans, La. (Jesuit HS)
45	Allen Buniger	TE	6-3	266	So.-SQ	New Orleans, La. (West Jefferson HS)
46	Kevin Minter	LB	6-2	245	Jr.-2L	Suwanee, Ga. (Peachtree Ridge HS)
46	Charles Mitchell	TE	6-1	200	So.-RS	Houston, Texas (Strake Jesuit HS)
47	Jeremy Peebles	DL	6-4	237	So.-SQ	Selma, La. (Selma HS)
48	Seth Fruge	LB/HOLD	5-11	189	Jr.-2L	Welsh, La. (Notre Dame HS)
49	Barkevious Mingo	DE	6-5	240	Jr.-2L	West Monroe, La. (West Monroe HS)
50	Reid Ferguson	SNP	6-2	235	Fr.-HS	Buford, Ga. (Buford HS)
51	Trey Granier	LB	6-1	227	Fr.-HS	Thibodaux, La. (Thibodaux HS)
52	Gabe Langlois	OG	6-2	310	Fr.-RS	Prairieville, La. (Port Neches Groves HS)
53	Logan Boudreaux	SNP	5-11	215	Fr.-RS	St. Amant, La. (St. Amant HS)
53	Grant Leger	LB	6-1	215	Fr.-RS	Metairie, La. (Jesuit HS)
54	Justin Maclin	DE	6-4	237	So.-RS	Memphis, Tenn. (Ridgeway HS)
55	Elliott Porter	C	6-4	300	So.-SQ	Westwego, La. (Kentucky)
55	Jarrett Hardnett	LB	6-1	233	Jr.-SQ	Baton Rouge, La. (Woodlawn HS)
56	Trai Turner	OL	6-3	306	Fr.-RS	New Orleans, La. (St. Augustine HS)
56	Logan Patty	LB	6-0	216	Fr.-HS	Baton Rouge, La. (St. Michael HS)
57	Lamin Barrow	LB	6-2	232	Jr.-2L	Marrero, La. (John Ehret HS)
57	Cody Townsend	OL	6-1	283	Fr.-HS	Marrero, La. (John Ehret HS)
59	Jermauria Rasco	DE	6-3	255	So.-1L	Shreveport, La. (Evangel HS)
61	Ben Domingue	C/OG	6-3	270	Jr.-SQ	Lafayette, La. (St. Thomas More HS)
62	Edwin Johnson	LB	6-1	213	Sr.-Trf.	Baton Rouge, La. (Grambling Univ.)
63	Branch Kampe	LB	5-11	200	Fr.-RS	Oakland, Mich. (Shrine Catholic HS)
64	P.J. Lonergan	C	6-4	305	Sr.-3L	New Orleans, La. (Rummel HS)
65	Jerald Hawkins	OL	6-6	300	Fr.-HS	Baldwin, La. (West St. Mary HS)
66	Derek Edinburgh Jr.	OL	6-8	316	Fr.-HS	New Orleans, La. (Karr HS)
67	Adam White	OL	6-0	260	Fr.-RS	Baton Rouge, La. (Catholic HS)
68	Josh Dworaczyk	OG/OT	6-6	300	Sr.-3L	New Iberia, La. (Catholic-New Iberia HS)
70	La'El Collins	OG	6-5	321	So.-SQ	Baton Rouge, La. (Redemptorist HS)
71	Jonah Austin	OT	6-6	329	Fr.-RS	New Orleans, La. (St. Augustine HS)
73	Chris Davenport	OT	6-4	330	Jr.-SQ	Mansfield, La. (Mansfield HS)
74	Josh Williford	OG	6-7	334	Jr.-2L	Dothan, Ala. (Houston Academy)
76	Chris Faulk	OT	6-6	323	Jr.-2L	Slidell, La. (Northshore HS)
77	Josh Downs	DT	6-1	287	Sr.-3L	Bastrop, La. (Bastrop HS)
78	Vadal Alexander	OT	6-6	350	Fr.-HS	Buford, Ga. (Buford HS)
80	Jarvis Landry	WR	6-1	195	So.-1L	Convent, La. (Lutcher HS)
81	Armand Williams	WR	6-3	200	So.-SQ	Slidell, La. (Slidell HS)
82	James Wright	WR	6-2	203	Jr.-2L	Belle Chase, La. (Belle Chase HS)
83	Travin Dural	WR	6-2	180	Fr.-HS	Breaux Bridge, La. (Breaux Bridge HS)
84	Nic Jacobs	TE	6-5	265	So.-SQ	Many, La. (Many HS)
85	Dillon Gordon	TE	6-5	280	Fr.-HS	River Ridge, La. (John Curtis HS)
86	Kadron Boone	WR	6-0	207	Jr.-2L	Ocala, Fla. (Ocala Trinity HS)
87	Chancey Aghayere	DE	6-4	266	Sr.-3L	Garland, Texas (Garland HS)
87	Jordan Johnson	WR	5-8	184	Jr.-RS	Friendswood, Texas (Friendswood HS)
88	Chase Clement	TE	6-5	265	Sr.-3L	Thibodaux, La. (E.D. White HS)
89	Lavar Edwards	DE	6-5	258	Sr.-3L	Gretna, La. (Desire Street Academy)
89	Jeffrey Lang	WR	5-11	188	So.-SQ	Benton, La. (Benton HS)
90	Anthony Johnson	DT	6-3	304	So.-1L	New Orleans, La. (O.P. Walker HS)
91	A'Trey-U Jones	DT	6-0	282	Jr.-RS	Tickfaw, La. (Hammond HS)
93	Cleveland Davis	DT	6-0	282	Jr.-SQ	Baton Rouge, La. (McKinley HS)
94	Danielle Hunter	DL	6-5	235	Fr.-HS	Katy, Texas (Morton Ranch HS)
95	Quentin Thomas	DT	6-3	294	Fr.-RS	Breaux Bridge, La. (Breaux Bridge HS)
96	Mickey Johnson	DT	6-0	306	Fr.-RS	Covington, La. (St. Paul's HS)
98	Jordan Allen	DE	6-6	253	So.-SQ	West Monroe, La. (West Monroe HS)
99	Sam Montgomery	DE	6-5	260	Jr.-2L	Greenwood, S.C. (Greenwood HS)

Game 12

#8/7 LSU	20
Arkansas	13



Nov. 23, 2012 • Razorback Stadium • Fayetteville, Ark. • 71,117

LSU Holds Off Arkansas As Tigers Get 10th Win Of Season, 20-13

Zach Mettenberger threw for 217 yards and a touchdown and the LSU defense halted a late fourth quarter Arkansas drive as the Tigers won in their first trip to Fayetteville since 1992, 20-13. With LSU leading 20-13 late in the fourth quarter following a Drew Alleman field goal, Arkansas had its potential game-tying drive halted at the Tiger 18-yard line when Tyler Wilson's pass went incomplete in the endzone as time expired. Arkansas had turnovers on consecutive plays in the first quarter, the first coming at the LSU 2-yard line that cost the Razorbacks points. The second resulted in a 49-yard field goal by Alleman, giving the Tigers a 3-0 lead at the 4:45 mark in the opening quarter. LSU stretched the lead to 10-0 on a 22-yard highlight-reel one-handed catch by Jarvis Landry. The Razorbacks cut the lead to 10-3 on their first possession of the third quarter before an 86-yard return on the ensuing kickoff by LSU's Michael Ford setup the Tigers' next touchdown. Jeremy Hill scored on a 1-yard run just three plays later to extend the lead to 17-3 with 9:03 left in the third quarter. The Razorbacks responded with a touchdown on their next possession, pulling to within 17-10 late in the third quarter. Arkansas forced LSU to punt on its next possession as the Hogs drove to the Tiger 1-yard line before settling for a 17-yard field goal to get to within 17-13 with 12:17 left in the game. The teams traded scoreless possessions for the next seven minutes before Alleman's 27-yard field goal extended the LSU lead to 20-13 setting up one final attempt to tie the game for Arkansas. Mettenberger connected on 16-of-29 passes and went without an interception for the fourth time in five games. Hill rushed for 77 yards and a TD, while Landry caught 8 passes for 75 yards and a score. Lamin Barrow led the LSU defense with 12 tackles, while Kevin Minter added 10 tackles.

Scoring

LSU	3	7	3	- 20
ARK	0	0	3	- 13

LSU	4:45	1Q	Alleman 49 yd FG
LSU	1:12	2Q	Jarvis Landry 22 from Mettenberger (Alleman Kick)
ARK	10:32	3Q	Henson 25 yd FG
LSU	9:03	3Q	Jeremy Hill 1 yd run Alleman Kick)
ARK	5:52	3Q	Mekale McKay 28 from Wilson (Henson Kick)
ARK	12:17	4Q	Henson 17 yd FG
LSU	1:26	4Q	Alleman 27 yd FG

Team Stats

	LSU	ARK
FIRST DOWNS	16	24
RUSHING	6	3
PASSING	9	18
PENALTY	1	3
RUSHING ATTEMPTS	38	24
YARDS GAINED RUSHING	117	109
YARDS LOST RUSHING	28	6
NET YARDS RUSHING	89	103
NET YARDS PASSING	217	359
PASSES ATTEMPTED	29	53
PASSES COMPLETED	16	31
HAD INTERCEPTED	0	1
TOTAL OFFENSIVE PLAYS	67	77
TOTAL NET YARDS	306	462
AVERAGE GAIN PER PLAY	4.6	6.0
FUMBLES/LOST	0/0	0/0
PENALTIES/YARDS	4/41	5/45
INTERCEPTIONS/YARDS	1/21	0/0
PUNTS/YARDS	6/289	4/178
AVERAGE PER PUNT	48.2	44.5
PUNT RETURNS/YARDS	2/1	2/-7
KICKOFF RETURNS/YARDS	3/90	4/89
POSSESSION TIME	30:12	29:48
THIRD-DOWN CONVERSIONS	6/15	3/12
FOURTH-DOWN CONVERSIONS	0/1	2/2
SACKS BY	1/3	3/22

FOURTH-DOWN CONVERSIONS	1/2	0/0
SACKS BY	1/16	2/15

LSU

RUSHING	Att.	Gain	Lost	Net	TD	Long
Jeremy Hill	18	78	1	77	1	19
Spencer Ware	9	23	1	22	0	9
Kenny Hilliard	3	8	0	8	0	3
J.C. Copeland	2	6	0	6	0	3
Michael Ford	1	0	2	-2	0	0
TEAM	1	0	2	-2	0	0
Zach Mettenberger	4	2	22	-20	0	2

PASSING	Att.	Comp	Int	Yds	TD	Long	Sacks
Zach Mettenberger	29	16	0	217	1	47	3

RECEIVING	No.	Yds.	TD	Long
Jarvis Landry	8	75	1	22
Odell Beckham	4	112	0	47
Spencer Ware	3	26	0	12
Kenny Hilliard	1	4	0	4

PUNTING	No.	Yds.	Avg.	Long	I20
Brad Wing	6	289	48.2	69	1

FIELD GOALS	Att.	Made	Long	KICKS
Drew Alleman	2	2	49	Made 49, 27

ALL RETURNS	Punts			Kickoffs			Intercepted		
	No.	Yds.	Lg.	No.	Yds.	Lg.	No.	Yds.	Lg.
Odell Beckham	2	1	3	0	0	0	0	0	0
Tharold Simon	0	0	0	0	0	0	1	21	21
Michael Ford	0	0	0	3	90	86	0	0	0

Arkansas

RUSHING	Att.	Gain	Lost	Net	TD	Long
Tyler Wilson	9	41	3	38	0	12
Knile Davis	7	34	3	31	0	9
Dennis Johnson	6	30	0	30	0	11
Jonathan Williams	2	4	0	4	0	4

PASSING	Att.	Comp	Int.	Yds.	TD	Long	Sacks
Tyler Wilson	52	31	1	359	1	37	1

RECEIVING	No.	Yds.	TD	Long
Cobi Hamilton	10	98	0	21
Knile Davis	5	52	0	22
Dennis Johnson	5	48	0	24
Javontee Herndon	3	25	0	11
Mekale McKay	2	45	1	28
Julian Horton	2	35	0	28
Brandon Mitchell	2	15	0	12
Jonathan Williams	1	37	0	37
Demetrius Wilson	1	4	0	4

PUNTING	No.	Yds.	Avg.	Long	I20
Dylan Breeding	4	178	44.5	54	2

FIELD GOALS	Att.	Made	Long	KICKS
Zach Hocker	2	0	0	Missed 43; Blocked 40
John Henson	2	2	25	Made 25, 17

ALL RETURNS	Punts			Kickoffs			Intercepted		
	No.	Yds.	Lg.	No.	Yds.	Lg.	No.	Yds.	Lg.
Dennis Johnson	0	0	0	1	21	21	0	0	0
D'Arthur Cowan	0	0	0	3	68	34	0	0	0
Keante Minor	1	-6	0	0	0	0	0	0	0
Nate Holmes	1	-1	0	0	0	0	0	0	0