



THE HEAD COACHES

TROY: Larry Blakeney (Auburn, '70)
 Record at Troy: 142-71-1 (18th year)
 Career Record: Same

LSU: Les Miles (Michigan, '76)
 Record at LSU: 40-9 (4th year)
 Career Record: 68-30 (8th year)

THE SERIES

LSU leads the all-time series 1-0, having won the only previous meeting 24-20 in 2004. LSU scored on a 30-yard pass from Marcus Randall with 2:18 left to play to earn the victory. Like in 2004, the Tigers are the defending BCS National Champs.

LAST MEETING

The Trojans capitalized on four LSU turnovers to take a 20-17 lead over the defending BCS champs on a Greg Whibbs field goal with 4:14 to play. LSU answered with a four-play drive, covering 54 yards, in just 1:33 to reclaim the lead. The LSU defense stiffened and forced a turnover on downs to seal the win.

MEDIA INFORMATION

Troy Athletics Media Relations
 Director: Ricky Hazel (Alabama, '88)
 Phone: 334-670-3832 (work)
 334-372-7032 (cell)
 E-mail: jehazel@troy.edu

LSU Media Relations
 Contact: Michael Bonnette (LSU, '93)
 Phone: 225-578-8226 (work)
 225-241-4845 (cell)
 E-mail: mbonnet@lsu.edu



GAME 10 NOVEMBER 15, 2008

TROY (6-3, 4-1 SBC) AT LSU (6-3, 3-3 SEC)



GAME FACTS:

Site: Baton Rouge, Louisiana
 Time: 7 p.m.
 Stadium: Tiger Stadium
 Stadium Opened: 1924
 Surface: Natural Grass
 Capacity: 92,400
 Forecast: Windy (20%)
 Temps: High 62, Low 37



National Rankings (AP/ESPN-USA Today): Troy (NR/NR), LSU (19/20)
 Television: Tiger Vision/Cox Sports Television (Visit www.coxsportstv.com for affiliates)
 Announcers: Doug Greengard (PxP), Rene Nadeau (color), Kevin Guidry (sideline)
 Radio: The Troy/ISP Network (See Page 17 for affiliates)
 Announcers: Barry McKnight (play-by-play)
 Jerry Miller (color), Chris Blackshear (sideline), Mike Mote (studio host)
 The broadcast begins one hour prior to kickoff.

Internet: Live audio and live stats will be available on www.TroyTrojans.com
 Tickets: Visit www.lsusports.net for information. Tickets are \$45 each.

Quick Hitters:

This will be Troy's second trip to Tiger Stadium, and both times LSU was the defending national champs ... Troy is 1-8 all-time against SEC teams ... Troy is 58-40-2 all-time against schools from Louisiana ... Troy is 5-6 all-time when playing on Nov. 15, including 1-1 under Blakeney ... The Trojans are 1-15 all-time against teams ranked in the AP top 25 ... During coach Larry Blakeney's 14 years as an assistant coach at Auburn, the Tigers faced LSU just four times, posting a 2-2 record ... During his playing career at Auburn, Blakeney was 0-2 against LSU ... This game was originally scheduled to be played on Sept. 6, but was postponed by Hurricane Gustav.

2008 TROJANS SCHEDULE & RESULTS

Date	Opponent	Location	TV Info	Time/Result
8/28	Middle Tenn.	Murfreesboro, Tenn.	ESPN +	W, 31-17
9/13	Alcorn State	Troy, Ala.	None	W, 65-0
9/20	Ohio State	Columbus, Ohio	Big Ten	L, 28-10
9/27	Okla. State	Stillwater, Okla.	None	L, 55-24
10/7	Fla. Atlantic	Boca Raton, Fla.	ESPN2	W, 30-17
10/18	Fla. International	Troy, Ala.	ESPN +	W, 33-23
10/25	North Texas	Denton, Texas	None	W, 45-17
11/1	ULM	Monroe, La.	ESPN +	L, 30-31
11/8	Western Kentucky	Troy, Ala.	CSS	W, 17-7
11/15	LSU	Baton Rouge, La.	PPV	7:00 pm
11/22	UL Lafayette	Troy, Ala.	ESPN +	6:00 pm
12/6	Arkansas State	Troy, Ala.	ESPN +	6:00 pm

Weekly News Conference

The Sun Belt Coaches Conference Call is held each Monday through December 1. Below is a schedule for the full call. To participate in the Sun Belt Conference, call 212-812-4494.

10:30 a.m.	Announcements
10:32 a.m.	Howard Schnellenberger, FAU
10:38 a.m.	Mario Cristobal, FIU
10:44 a.m.	Steve Roberts, ASU
10:50 a.m.	Rickey Bustle, ULL
10:56 a.m.	Charlie Weatherbie, ULM
11:02 a.m.	Rick Stockstill, MT
11:08 a.m.	Todd Dodge, NT
11:14 a.m.	Larry Blakeney, Troy
11:20 a.m.	David Elson, WKU
11:26 a.m.	Commissioner Wright Waters

A playback of the teleconference will be available. Check the Sun Belt Conference web site (www.SunBeltSports.org) for details.

Weekly Satellite Uplink

**Part of Sun Belt Conference uplink

Day:	Wednesdays
Time	2:15 to 2:45 p.m. CT
Satellite:	Galaxy 28 (C-band analog)
Transponder:	C-19 (nineteen)
Downlink Freq:	4080 mhz. Vertical
Audio:	6.2 - 6.8
Trouble	(225) 336-2268/2269

World Wide Web

Find information about the Troy football team and other Troy athletics teams on the department's official Web site. Fans can also listen to all Troy football, basketball and baseball games live through the site:

WWW.TROYTROJANS.COM

Troy Media Relations

Director/FB Contact.....	Ricky Hazel
Office Phone:.....	(334) 670-3229
Home Phone:.....	(334) 670-6970
Cell Phone:	(334) 372-7032
e-mail:	jehazel@troy.edu
Assistant Director	Travis Jarome
Office Phone:.....	(334) 670-5654
Cell Phone:	(334) 372-7034
e-mail:	tjarome@troy.edu
Staff Assistant	Jason Wright
Office Phone:.....	(334) 670-5834
Cell Phone:	(334) 797-6689
e-mail:	jawright@troy.edu
Media Relations FAX.....	(334) 670-5665

2008 TROY UNIVERSITY FOOTBALL MEDIA INFORMATION & WEEKLY SCHEDULE

Weekly News Conference

Coach Blakeney will hold his weekly media luncheon at 12:30 p.m. on Mondays at Country's Bar-B-Q on Highway 231 in Troy. Requested Troy players and assistant coaches will be available for one-on-one interviews beginning at 11:30 a.m. and a Q&A session with Blakeney will begin at 12:30 p.m. Please notify the Athletics Media Relations office on Sunday if you have any specific player requests. The news conference will be available live, via web stream, on www.TroyTrojans.com. An online "chat" will also be available for out of town media to ask questions that will be relayed to Coach Blakeney.

Weekly Schedule

Sunday

Updated cumulative statistics posted on www.TroyTrojans.com by 4 p.m.

Monday

Updated preliminary notes/stats posted on www.TroyTrojans.com

Weekly release available for pick-up at weekly press luncheon

Press luncheon at Country's Bar-B-Q. Players will be available at 11:30 a.m.

Coach Blakeney will be available at 12:30 p.m.

Press conference transcript archived on www.TroyTrojans.com by 6 p.m.

Post-practice report filed by Troy Athletics Media Relations (when needed)

Tuesday-Wednesday

Coach Blakeney and requested players available for post-practice interviews

Players may return phone calls to out-of-town media following practice

Post-practice report filed by Troy Athletics Media Relations (when needed).

Thursday-Friday

Players and coaches off-limits until after conclusion of game.

Post-Game Procedures

Following each game, Coach Blakeney will be made available to the media following the NCAA-mandated "cooling off" period. Coach Blakeney will appear in the interview room first, followed by Troy players and assistant coaches who have been requested. At home, the Troy locker room is closed. Consult with Troy Athletics Media Relations Director Ricky Hazel regarding access to the Troy locker room following road games.

Trojan Talk

Listen to head coach Larry Blakeney's weekly call-in show, "Trojan Talk," every Tuesday night on the Troy ISP Network. Blakeney is joined by host Barry McKnight to take calls and discuss the upcoming game. The show is aired locally on WTBF, 94.7 FM and will be available over the Troy/ISP Sports Network. The show can also be heard, and seen, via the world wide web at www.TroyTrojans.com.

Troy Football Review

Join Troy head coach Larry Blakeney and host Barry McKnight each week as they break down the previous game and preview next week's contest. The show features game highlights, analysis from Coach Blakeney, as well as locker room interviews. Catch the 30-minute show on the following stations across the Southeast:

WRJM-67 (Troy) Sunday, 10:30 pm

WTVY-4 (Dothan)..... Sunday, 11:00 pm

WNCF-13 (Montgomery) Sunday, 10:30 pm

WOTM-19 (Birmingham)..... Thursday, 8:00 pm

WFRZ 34 (Montgomery)..... Friday, 9:00 pm

Sunshine Network..... Wednesday, 5:00 pm

Blakeney Breakdown

Category	Record
Overall Record	142-71-1
As Division II School	15-7
As Division I-AA School	76-23-1
As Division I-A School	50-42
In Playoffs	5-7
At Home	77-12-1
Away	61-59
Neutral	3-1
Day	61-35-1
Night	81-36
When Scoring 35+ points	52-1
When Scoring <20 points	18-48
vs. Division I-A teams	42-45
On Television	50-35
vs. AP Ranked Teams	1-14
vs. AP Top 10 Teams	0-8
vs. I-A Unranked Teams	41-31
vs. ACC teams	0-4
vs. Big East teams	0-1
vs. Big 10 teams	0-2
vs. Big 12 teams	2-9
vs. Conference USA teams	6-5
vs. I-A Independents	6-1
vs. Mid American teams	2-4
vs. Mountain West teams	0-0
vs. Pac 10 teams	0-0
vs. SEC teams	1-8
vs. Sun Belt teams	32-14
vs. WAC teams	0-0
vs. Division I-AA teams	95-27
vs. Division II teams	4-0
vs. NAIA teams	0-0-1
vs. Teams From Alabama	29-6
In August	4-3
In September	42-25
In October	52-17-1
In November	38-22
In December	5-5

Blakeney at a Glance

Born: Sept. 21, 1947
 Hometown: Gordo, Ala.
 Wife: Janice (Powell) of Opelika, Ala.
 Children: Kelley, Julie and Tiffany
 Grandchildren: Madeline Ann Rash
 Danielle Avery Rash
 Caroline Elizabeth Taylor

Education

Graduate of Gordo High School '65
 B.S. Business Admin. - Auburn '70
 Certification - Alabama '71-72
 Certification - Mississippi State '72
 M.S. Education - Montevallo '76

Coaching Experience

Troy University, Head Coach
 1991-present
 Auburn University, Assistant coach
 OL (1977-78), TE/WR (1978-80),
 WR (1981-90), Off. play-caller (1986-90)
 Prep Head Coach
 Southern Academy (1970-71)
 Walker H.S. (1972-74)
 Vestavia Hills HS (1975-76)

2008 TROY UNIVERSITY FOOTBALL HEAD COACH LARRY BLAKENEY

● Is the all-time winningest coach in school history with a 142-71-1 record. With the 142 career wins, Blakeney has shattered the previous school record of 44, set by Billy Atkins in the late 1960s and early 1970s. He is the 20th head coach in school history.

● This season is Blakeney's 18th, the longest tenure by a head coach at the school.

● Blakeney has guided the Trojans to 11 winning seasons, including six seasons with 10 or more wins.

● Blakeney's success at Troy has come under changing conditions. He began his career in the Trojans' final two seasons in Division II, and led the Trojans to seven Division I-AA playoff appearances in eight seasons. In 2001, he led Troy through a transition season, as the Trojans moved to Division I-A, finishing with a 7-4 record and wins over Sun Belt Conference champion North Texas and Southeastern Conference foe Mississippi State.

● Was a three-year letterwinner under Ralph "Shug" Jordan at Auburn.

● Blakeney began his collegiate coaching career at his alma mater, serving as an assistant coach from 1977 until coming to Troy in 1991. While at Auburn, he helped lead the Tigers to four SEC titles and coached in nine bowl games, serving as wide receivers coach and offensive play-caller.


● Has twice been named as AFCA Regional Coach of the Year.

● Was named Southland Football League Coach of the Year in 1999 and 2000.

● Winner of the 2000 Johnny Vaught Lifetime Achievement Award by the All-American Football Foundation.

● Is 77-12-1 in games played at Movie Gallery Stadium.

● Coached his 200th game as Troy coach against North Texas in 2007.



LARRY BLAKENEY YEAR-BY-YEAR AT TROY

Year	W-L	Pct.	Key Facts
1991	5-6	.454	First season as head coach
1992	10-1	.909	Transition year from Division II to I-AA
1993	12-1-1	.893	Advanced to I-AA Semifinals
1994	8-4-0	.667	Advanced to I-AA Playoffs, falling in first round
1995	11-1-0	.917	Undefeated regular season
1996	12-2-0	.857	Southland Football League Champs/I-AA Semis
1997	5-6-0	.454	Four loses by seven points or less
1998	8-4-0	.667	Advanced to I-AA Playoffs, falling in first round
1999	11-2-0	.846	Southland Football League Champs/I-AA Quarters
2000	10-2-0	.833	Southland Football League Champs/I-AA Playoffs
2001	7-4-0	.636	First season at Division I-A level
2002	4-8-0	.333	Earned 100th career victory vs. APSU
2003	6-6-0	.500	Marshall game was 150th game at Troy
2004	7-5-0	.583	Posted first win over ranked team against Missouri
2005	4-7-0	.364	Averaged just 15.9 points per game
2006	8-5-0	.615	Sun Belt Conference and New Orleans Bowl champs
2007	8-4-0	.667	Sun Belt Conference champions
2008	5-3-0	.625	Trojans went 35 days between home games
TOTAL	141-71-1	.667	Winningest coach in school history

2008 TROY UNIVERSITY FOOTBALL



Neal Brown
OC/Quarterbacks



Randy Butler
Defensive Ends



Mo Crain
Defensive Tackles



Kenny Edenfield
Inside Receivers



Benjy Parker
Linebackers



Jeremy Rowell
DC/Secondary



John Schlarman
Offensive Line



Chad Scott
Running Backs



Richard Shaughnessy
Strength & Conditioning



Shayne Wasden
Assistant Head Coach
Outside WR/Special Teams

NEAL BROWN -- Offensive Coordinator/Quarterbacks

Hometown: Danville, Ky. Birthdate: March 11, 1980
 Wife: Brooke (Stewart) Daughter: Adalyn
 Education: Massachusetts, 2002 & 2005 (B.S. and M.S., Business Management)
 Playing Career: Kentucky, 1998-00 (Receiver); Massachusetts, 2001-02 (Receiver)
 Game Day: On Field Recruiting Areas: Atlanta/West Georgia

RANDY BUTLER -- Defensive Ends/Recruiting Coordinator

Hometown: Hartford, Ala. Birthdate: October 26, 1956
 Wife: Angela (Smith) Daughters: Anna Leigh and Chelsea
 Education: Southern Miss, 1979 & 1981 (B.S. and M.S.)
 Playing Career: Southern Miss, 1977-79 (Offensive Line)
 Game Day: On Field Recruiting Areas: West Ala./South Ala./Central Fla.

MAUREA "MO" CRAIN -- Defensive Tackles

Hometown: Waco, Texas Birthdate: December 29, 1970
 Education: Iowa, 1994 (B.S., Political Science)
 Playing Career: Iowa, 1990-94 (Defensive Tackle)
 Game Day: Press Box Recruiting Areas: Atlanta/E. Georgia/NE Florida

KENNY EDENFIELD -- Inside Receivers

Hometown: Clinton, La. Birthdate: December 8, 1965
 Wife: Pamela Children: Son, K.D.; Daughters, Caitlin, Christina and Kiley
 Education: Troy, 1989 (B.S., Mathematics Education)
 Playing Career: Troy, 1986-88 (Receiver)
 Game Day: Press Box Recruiting Areas: B'ham/NW Ala./EC Fla./S. Miss. JC

BENJY PARKER -- Linebackers

Hometown: Bruce, Miss. Birthdate: October 11, 1973
 Wife: Emily (Moore) Children: Mary Haysten (born Oct. 15, 2008)
 Education: Ole Miss, 1998 (B.S., Exercise Science); William Carey, 2000 (M.S., Education)
 Playing Career: Itawamba Community College, 1996-97
 Game Day: On Field Recruiting Areas: N. Miss. JC/SW Ga./North Fla.

JEREMY ROWELL -- Defensive Coordinator/Defensive Backs

Hometown: Crestview, Fla. Birthdate: November 21, 1973
 Wife: Jessica (Owens) Son: Jacob Owen
 Education: Troy, 1997 (B.S., Math & Science); Troy, 1999 (M.S., Education)
 Playing Career: Troy, 1991-95 (Quarterback)
 Game Day: On Field Recruiting Areas: Florida Panhandle/Kansas JC

JOHN SCHLARMAN -- Offensive Line

Hometown: Fort Thomas, Ky. Birthdate: May 1, 1975
 Wife: Lee Anne (Federspiel) Son: Joseph Douglas
 Education: Kentucky, 1998 (B.S., Mathematics Education); 2002 (M.S., Kinesiology)
 Playing Career: Kentucky, 1993-97 (Offensive Line)
 Game Day: On Field Recruiting Areas: NE Alabama/NW Georgia

CHAD SCOTT -- Running Backs

Hometown: Plant City, Fla. Birthdate: June 11, 1981
 Wife: Shambrica (Jones) Daughter: Kori Cherrell
 Education: North Carolina, 2005 (B.S., Sociology)
 Playing Career: Kentucky, 200-02 (Running Back); North Carolina, 2002-04 (Running Back)
 Game Day: On Field Recruiting Areas: South Florida/Tampa/Miami

SHAYNE WASDEN -- Assistant Head Coach/Outside Receivers/Special Teams

Hometown: Georgiana, Ala. Birthdate: July 23, 1968
 Wife: Patrice (Moseley) Daughters: Mary Beth and Anna Shay
 Education: Auburn, 1992 (B.S., Social Science); Troy, 1998 (M.S., Education Administration)
 Playing Career: Auburn, 1987-90 (Receiver)
 Game Day: On Field Recruiting Areas: South and Central Alabama

2008 TROY UNIVERSITY FOOTBALL

OFFENSIVE DEPTH CHART

POS	NO	NAME	HT	WT	CL	EXP	SGP	CGP	HOMETOWN
QB	12	Levi Brown	6-4	225	Jr.	TR	6	6	Mt. Juliet, Tenn.
	17	Dantavious Parker	5-11	196	Fr.	HS	2	2	Miami, Fla.
FB	32	DuJuan Harris	5-7	190	So.	1L	9	21	Brooksville, Fla.
	28	Xavier Moreland	5-10	185	Sr.	2L	6	27	Williamson, Ga.
	27	Maurice Greer	5-11	224	Jr.	JC	9	9	Denver, Colo.
HB	30	Nate Nolin	6-0	213	Jr.	2L	9	15	Graceville, Fla.
	80	Matt Stidham	6-3	234	Fr.	RS	1	1	Blountsville, Ala.
WR-H	3	Jerrel Jernigan	5-9	176	So.	1L	8	20	Eufaula, Ala.
	86	Patrick Cherry	5-11	186	Jr.	2L	8	28	Live Oak, Fla.
	10	Gerald Tate	5-8	183	Sr.	2L	8	24	Sarasota, Fla.
	16	Jonathan Chandler	6-0	213	So.	1L	3	5	Opelika, Ala.
WR-Y	1	Cornelius Williams	6-0	190	Jr.	2L	9	28	Hoover, Ala.
	21	Austin Silvoy	6-2	190	So.	1L	9	19	St. Augustine, Fla.
	4	Andrew Davis	5-9	183	Jr.	2L	9	32	Pelham, Ala.
WR-X	9	Kennard Burton	5-7	170	Sr.	1L	9	20	Pahokee, Fla.
	83	Zack Marcum	5-9	174	Jr.	2L	9	31	London, Ky.
	8	Chip Reeves	5-10	165	Fr.	HS	4	4	Stone Mountain, Ga.
WR-Z	81	Mykeal Terry	5-8	175	Sr.	2L	9	34	Fullerton, Calif.
	84	Fred Turner	5-8	187	Sr.	2L	9	33	Montgomery, Ala.
	19	Justin Bray	5-11	169	Jr.	2L	8	27	LaGrange, Ga.
WR-F	3	Jerrel Jernigan	5-9	176	So.	1L	8	20	Eufaula, Ala.
	83	Zack Marcum	5-9	174	Jr.	2L	9	31	London, Ky.
TE	45	Travis Boyd	6-3	237	Jr.	2L	9	22	Lacey's Spring, Ala.
	80	Matt Stidham	6-3	234	Fr.	RS	1	1	Blountsville, Ala.
RT	74	Dion Small	6-2	310	Sr.	1L	9	21	Americus, Ga.
	66	Nic Riley	6-4	282	Jr.	2L	9	13	Warner Robins, Ga.
RG	73	Steven Adams	6-3	306	Jr.	1L	9	16	Bruce, Fla.
	67	Wesley Potter	6-5	305	Sr.	1L	9	21	Bellevue, Wash.
	69	Steven Merkel	6-5	313	Sr.	3L	8	29	Pensacola, Fla.
C	75	Danny Franks	6-3	290	Jr.	2L	7	30	Bartow, Fla.
	73	Steven Adams	6-3	306	Jr.	1L	9	16	Bruce, Fla.
LG	58	Tyler Clark	6-2	275	So.	1L	9	21	Alabaster, Ala.
	68	Will Chambliss	6-6	306	Sr.	3L	9	26	Catula, Ga.
	55	Micah Grimes	6-4	288	Fr.	RS	4	4	Fort Meade, Fla.
LT	65	Chris Jamison	6-2	312	Sr.	3L	9	44	Columbus, Ga.
	68	Will Chambliss	6-6	306	Sr.	3L	9	26	Catula, Ga.

Returning Starters are listed in **BOLD** Injured Players are listed in *Italics*
 HB-YWR-TE are interchangeable positions. F WR and FB are interchangeable.
 SGP = Season Games Played CGP = Career Games Played FB = Feature Back

OFFENSIVE START CHART

Player	2008	Streak	Career
S. Adams (OL)	9	9	9
T. Boyd (TE)	2	1	5
L. Brown (QB)	4	4	4
K. Burton (WR)	9	13	13
W. Chambliss (OL)	-	-	8
T. Clark (OL)	9	14	14
A. Davis (WR)	-	-	5
D. Franks (OL)	6	1	19
J. Hampton (QB)	5	-	6
D. Harris (RB)	8	3	8
C. Jamison (OL)	9	42	42
J. Jernigan (WR)	5	-	10
T. Jones (QB)	-	-	-
Z. Marcum (WR)	1	-	2
N. Nolin (RB)	2	-	2
W. Potter (OL)	3	-	15
A. Silvoy (WR)	-	-	2
D. Small (OL)	9	21	21
G. Tate (WR)	2	2	2
M. Terry (WR)	9	9	22
C. Williams (WR)	7	-	7

SPECIAL TEAMS

DEPTH CHART

Placekicker

38 Sam Glusman	5-10	170	Jr.	1L
35 Michael Taylor	5-10	205	Fr.	RS

Kickoffs

35 Michael Taylor	5-10	205	Fr.	RS
38 Sam Glusman	5-10	170	Jr.	1L

Punter

47 Will Goggans	6-0	222	Fr.	RS
35 Michael Taylor	5-10	205	Fr.	RS

Long Snapper

42 Derrick Thomas	6-2	243	Sr.	1L
61 Drew Robinson	5-11	233	Fr.	RS

Holder

21 Austin Silvoy	6-2	190	So.	1L
83 Zack Marcum	5-9	174	Jr.	2L

Punt Returns

14 Jorrick Calvin	5-10	181	Jr.	JC
3 Jerrel Jernigan	5-9	176	So.	1L

Kickoff Returns - 1

3 Jerrel Jernigan	5-9	176	So.	1L
9 Kennard Burton	5-7	170	Sr.	1L

Kickoff Returns - 2

32 DuJuan Harris	5-7	190	So.	1L
14 Jorrick Calvin	5-10	181	Jr.	JC

SPECIALISTS START CHART

Player	2008	Streak	Career
S. Glusman (K)	9	9	9
W. Goggans (P)	9	9	9
M. Taylor (KO)	9	9	9
D. Thomas (LS)	9	21	21

2008 TROY UNIVERSITY FOOTBALL

DEFENSIVE START CHART

Player	2008	Streak	Career
C. Bowens (DB)	1	-	1
J. Calvin (DB)	8	8	8
M. Coleman (DT)	2	-	2
T. Ford (DB)	9	9	9
D. Gales (DT)	8	3	15
D. Golden (LB)	3	-	3
B. Lang (DE)	6	6	8
B. Lee (LB)	9	30	30
K. Mainor (DE)	3	-	32
S. Martin (DB)	9	10	34
D. McDowell (LB)	-	-	3
S. McLendon (DT)	9	9	16
T. Moore (DB)	9	9	20
C. Sheffield (DE)	9	9	20
T. Williams (DB)	9	33	33
B. Woods (LB)	6	1	6

PRONUNCIATION

Players

Brandon Boudreaux	boo-droh
Kennard Burton	ken-NARD
Will Chambliss	CHAM-bliss
Tyrell Curtis	TIE-rell
TeBiarus Gill	tuh-BARE-ee-us
Donnell Golden	DON-ell
DuJuan Harris	duh-JUAN
Jerrel Jernigan	jer-RELL
Kedric Manning	KED-rick
Sherrod Martin	sure-ROD
Chigozie Nwankwo	chi-GO-zee nuh-WANK-oh
Emeka Okosa	eh-MEK-ah OH-cose-uh
KeJuan Phillips	KEY-juan
Windham Rotunda	ROW-ton-duh
Rashad Rousell	rue-SELL
Austin Silvoy	sill-voy
Mykeal Terry	Michael
Tavares Williams	tuh-VAIR-us

Coaching Staff

Larry Blakeney	BLAKE-knee
Maurea Crain	moe-yah (also just Mo)
Jeremy Rowell	rau-well
John Schlarman	SLAR-man
Richard Shaughnessy	SHAW-neh-SEE
Shayne Wasden	WAS-den

DEFENSIVE DEPTH CHART

POS	NO	NAME	HT	WT	CL	EXP	SGP	CGP	HOMETOWN
LDE	91	Brandon Lang	6-4	249	Jr.	2L	9	25	Tucker, Ga.
	54	Jeremy Hawkins	6-3	230	Jr.	2L	5	12	Americus, Ga.
DT	92	Steve McLendon	6-3	290	Sr.	3L	9	42	Ozark, Ala.
	97	Daniel Orr	6-1	266	So.	TR	3	3	Eufaula, Ala.
	96	James Searcy	6-3	260	Fr.	HS	-	-	Newnan, Ga.
NT	98	Dion Gales	6-5	259	Sr.	1L	9	21	New Orleans, La.
	95	Maurice Coleman	6-0	294	Sr.	2L	9	24	Eufaula, Ala.
	77	Rashad Rousell	6-2	255	Jr.	JC	8	8	Boutte, La.
RDE	90	Cameron Sheffield	6-2	237	Jr.	2L	9	30	Portal, Ga.
	31	John Mark Patrick	6-3	242	So.	1L	9	20	Jay, Fla.
	46	Brandon Boudreaux	6-1	223	Fr.	HS	4	4	Auburn, Ala.
WLB	48	Bear Woods	6-0	228	Jr.	2L	6	25	MacClenny, Fla.
	33	Donnell Golden	6-0	223	Fr.	RS	8	8	Quitman, Ga.
	41	Rod Winston	6-3	220	Fr.	HS	-	-	Columbus, Ga.
MLB	2	Boris Lee	6-0	231	Jr.	2L	9	34	Fargo, Ga.
	49	Xavier Lamb	5-9	249	Fr.	RS	7	7	Tallahassee, Fla.
SLB	20	Terence Moore	6-2	218	Sr.	3L	9	45	Columbus, Ga.
	43	Trinity Thomas	6-0	207	Sr.	3L	9	25	Panama City, Fla.
NIC	52	Carvel Jones	5-11	220	Jr.	1L	4	6	Mobile, Ala.
	20	Terence Moore	6-2	218	Sr.	3L	9	45	Columbus, Ga.
18	Courtland Fuller	5-11	197	Jr.	2L	9	32	Columbus, Ga.	
	43	Trinity Thomas	6-0	207	Sr.	3L	9	25	Panama City, Fla.
LCB	5	Trevor Ford	6-0	193	Sr.	1L	9	16	Miami, Fla.
	34	KeJuan Phillips	5-10	180	Fr.	HS	9	9	Waycross, Ga.
FS	6	Sherrod Martin	6-0	191	Sr.	3L	9	41	Griffin, Ga.
	29	Kedric Manning	5-10	186	Jr.	JC	9	9	Eatonville, Ga.
	36	Sam Sellers	5-9	180	So.	1L	9	21	Troy, Ala.
SS	15	Tavares Williams	6-0	201	Sr.	3L	9	45	Gainesville, Fla.
	23	Bryant McKissic	6-2	210	So.	1L	9	19	Phenix City, Ala.
	39	Daniel Sheffield	6-4	210	So.	JC	9	9	Ashburn, Ga.
RCB	14	Jorrick Calvin	5-10	181	Jr.	JC	9	9	Baton Rouge, La.
	13	Chris Bowens	6-0	184	Jr.	1L	6	13	Columbus, Ga.

Returning Starters are listed in **BOLD**

Nickle and SLB are interchangeable.

SGP = Season Games Played

Injured Players are listed in *Italics*

* Expected to redshirt.

CGP = Career Games Played

ALPHABETICAL ROSTER

#	Name	Pos
73	Steven Adams	OL
99	Mario Addison	DE
25	Chris Anderson	RB
6	Terrell Bailey	WR
54	LeDerryus Benson	OL
22	John Birmingham	LB
46	Brandon Boudreaux	DE
52	Chase Boutwell	LB
13	Chris Bowens	DB
45	Travis Boyd	TE
19	Justin Bray	WR
12	Levi Brown	QB
57	Brannon Bryan	LB
9	Kennard Burton	WR
82	Rob Byrd	WR
14	Jorrick Calvin	DB
36	Anthony Cetrangelo	K
7	Darius Chambers	WR
68	Will Chambliss III	OL
16	Jonathan Chandler	WR
86	Patrick Cherry	WR
58	Tyler Clark	OL
11	Brandon Cody	DB
95	Maurice Coleman	DL
15	Nate Copeland	DB
78	Jacob Creech	OL
72	Tyrell Curtis	OL
4	Andrew Davis	WR
59	Kanorris Davis	LB
79	Tony Davis	DL
26	Fernandus Edwards	RB
5	Trevor Ford	DB
25	Rod Foster	DB
75	Danny Franks	OL
18	Courtland Fuller	DB
98	Dion Gales	DL
85	TeBiarus Gill	WR
38	Sam Glusman	K
47	Will Goggans	P
33	Donnell Golden	LB
51	Wes Goode	LS
27	Maurice Greer	RB
55	Micah Grimes	OL
44	Erik Groat	LB
57	Lance Gunn	OL
7	Jamie Hampton	QB
35	Dre Harris	DB
32	DuJuan Harris	RB
54	Jeremy Hawkins	DE
40	Josh Henderson	DL
47	Wes Henry	LS
65	Chris Jamison	OL
5	Josh Jarboe	WR
3	Jerrel Jernigan	WR
12	B.J. Johnson	DB
56	Ross Johnson	OL
52	Carvel Jones	LB
11	Tanner Jones	QB
71	Murray Keasler	OL
12	Brandon Kent	DB
93	Tim Lamb	DT
49	Xavier Lamb	LB
91	Brandon Lang	DE

2008 TROY UNIVERSITY FOOTBALL

2008 NUMERICAL TRAVEL ROSTER

#	Name	Pos	Ht	Wt	Yr	Exp	Hometown/Last School
1	Cornelius Williams	WR	6-0	190	Jr.	2L	Hoover, AL/HS
2	Boris Lee	LB	6-0	231	Jr.	2L	Fargo, GA/Clinch County HS
3	Jerrel Jernigan	WR	5-9	176	So.	1L	Eufaula, AL/HS
4	Andrew Davis	WR	5-9	183	Jr.	2L	Pelham, AL/HS
5	Trevor Ford	DB	6-0	193	Sr.	1L	Miami, FL/NW Senior HS/FSU
6	Sherrod Martin	DB	6-0	191	Sr.	3L	Griffin, GA/HS
8	Chip Reeves	WR	5-10	165	Fr.	HS	Stone Mountain, GA/HS
9	Kennard Burton	WR	5-7	170	Sr.	1L	Pahokee, FL/HS/Dodge City CC
10	Gerald Tate	WR	5-8	183	Sr.	2L	Sarasota, FL/Venice HS/Dodge City CC
12	Levi Brown	QB	6-4	225	Jr.	TR	Mt. Juliet, TN/HS/Richmond
14	Jorrick Calvin	DB	5-10	181	Jr.	JC	Baton Rouge, La./Scotlandville Magnet HS/East Central CC
15	Tavares Williams	DB	6-0	201	Sr.	3L	Gainesville, FL/Eastside HS
16	Jonathan Chandler	WR	6-0	213	So.	1L	Opelika, AL/HS
17	Dantavious Parker	QB	5-11	196	Fr.	HS	Miami, FL/Columbus HS
18	Courtland Fuller	DB	5-11	197	Jr.	2L	Columbus, GA/Kendrick HS
19	Justin Bray	WR	5-11	169	Jr.	2L	LaGrange, GA/Shaw HS
20	Terence Moore	DB	6-2	218	Sr.	3L	Columbus, GA/Shaw HS
21	Austin Silvoy	WR	6-2	190	So.	1L	St. Augustine, FL/Nease HS
23	Bryant McKissic	DB	6-2	210	So.	1L	Phenix City, AL/Central HS
26	Fernandus Edwards	RB	5-7	193	Jr.	TR	Enterprise, AL/HS/Concordia
27	Maurice Greer	RB	5-11	224	Jr.	JC	Denver, CO/Mullen HS/Garden City CC
28	Xavier Moreland	RB	5-10	185	Jr.	2L	Williamson, GA/Pike CountyHS
29	Kedric Manning	DB	5-10	186	Jr.	JC	Eatonton, GA/Putnam Co. HS/Kilgore
30	Nathan Nolin	RB	6-0	213	Jr.	2L	Graceville, FL/HS
31	John Mark Patrick	DE	6-3	242	So.	1L	Jay, FL/Pace HS
32	DuJuan Harris	RB	5-7	190	So.	1L	Brooksville, FL/Central HS
33	Donnell Golden	LB	6-0	223	Fr.	RS	Quitman, GA/Brooks County HS
34	KeJuan Phillips	DB	5-10	180	Fr.	HS	Waycross, GA/Ware County HS
35	Michael Taylor	K	5-10	205	Fr.	RS	Pensacola, FL/Washington HS
36	Sam Sellers	DB	5-9	180	So.	1L	Troy, AL/Pike Liberal Arts School
38	Sam Glusman	K	5-10	170	Jr.	SQ	Mobile, AL/St. Paul's Episcopal
39	Daniel Sheffield	S	6-4	210	So.	JC	Ashburn, GA/Turner Co. HS/Garden City CC
41	Rod Winston	LB	6-3	220	Fr.	HS	Columbus, GA/Shaw HS
42	Derrick Thomas	LS	6-2	243	Jr.	1L	Elba, AL/HS
43	Trinity Thomas	LB	6-0	207	Sr.	2L	Panama City, FL/Arnold HS
45	Travis Boyd	TE	6-3	237	Jr.	1L	Lacey's Spring, AL/A.P. Brewer HS
46	Brandon Boudreaux	DE	6-1	223	Fr.	HS	Auburn, AL/HS
47	Will Goggans	P	6-0	222	Fr.	RS	Douglas, GA/Coffee County HS
48	Bear Woods	LB	6-0	228	Jr.	2L	Macclenny, FL/Baker County HS
49	Xavier Lamb	LB	5-9	249	Fr.	RS	Tallahassee, FL/Lincoln HS
52	Carvel Jones	LB	5-11	220	Jr.	SQ	Mobile, AL/St. Paul's HS/Miss. St.
54	Jeremy Hawkins	DE	6-3	230	Jr.	2L	Americus, GA/HS

2008 TROY UNIVERSITY FOOTBALL

#	Name	Pos
2	Boris Lee	LB
8	Khalil Lee	DB
51	Kenny Mainor	DE
29	Kedric Manning	DB
83	Zack Marcum	WR
29	Andrew Martin	RB
6	Sherrod Martin	DB
50	David McDowell	LB
89	Willie McDowell	WR
23	Bryant McKissic	DB
3	D.J. McLeary	DB
92	Steve McLendon	DL
69	Steven Merkel	OL
24	Josh Milner	P
24	T.J. Mitchell	RB
20	Terence Moore	DB
28	Xavier Moreland	RB
30	Nathan Nolin	RB
94	Chigozie Nwankwo	DT
62	Emeka Okosa	OL
97	Daniel Orr	DL
17	Dan Parker	QB
31	John Mark Patrick	DE
34	KeJuan Phillips	DB
67	Wesley Potter	OL
75	Marlon Quinn	DL
8	Chip Reeves	WR
66	Nic Riley	OL
56	R.J. Roberts	LB
61	Drew Robinson	LS
63	Windham Rotunda	OL
77	Rashad Rousell	DL
43	Luke Rowe	TE
96	James Searcy	DE
36	Sam Sellers	DB
90	Cameron Sheffield	DE
39	Daniel Sheffield	S
21	Austin Silvoy	WR
74	Dion Small	OL
14	Daniel Stanley	WR
33	Thomas Starr	K
80	Matt Stidham	TE
60	Zach Swindall	OL
10	Gerald Tate	WR
23	D.J. Taylor	RB
35	Michael Taylor	K
81	Mykeal Terry	WR
42	Derrick Thomas	LS
56	Jacoby Thomas	LB
43	Trinidy Thomas	LB
70	Ben Thompson	OL
13	Kyle Tucker	K
84	Fred Turner	WR
77	Kyle Wilborn	OL
5	Corey Wilkes	QB
22	Bryant Williams	RB
1	Cornelius Williams	WR
88	Gary Williams	WR
64	Jim Bob Williams	OL
15	Tavares Williams	DB
26	Bryan Willis	DB
41	Rod Winston	LB
48	Bear Woods	LB
22	Daniel Wyche	WR

#	Name	Pos	Ht	Wt	Yr	Exp	Hometown/Last School
55	Micah Grimes	OL	6-4	288	Fr.	RS	Ft. Meade, FL/HS
57	Brannon Bryan	LB	6-0	210	Fr.	HS	Andalusia, AL/HS
58	Tyler Clark	OL	6-2	275	So.	1L	Alabaster, AL/Thompson HS
61	Drew Robinson	LS	5-11	233	Fr.	RS	Opelika, AL/HS
65	Chris Jamison	OL	6-2	312	Sr.	3L	Columbus, GA/Carver HS
66	Nic Riley	OL	6-4	282	Jr.	1L	Warner Robins, GA/Houston Co.
67	Wesley Potter	OL	6-5	305	Sr.	1L	Bellevue, WA/Interlakes HS/Snow JC
68	Will Chambliss III	OL	6-6	306	Sr.	3L	Cataula, GA/Harris County HS
69	Steven Merkel	OL	6-5	313	Sr.	3L	Pensacola, FL/Escambia HS
73	Steven Adams	OL	6-3	306	Jr.	1L	Bruce, FL/Freeport HS
74	Dion Small	OL	6-2	310	Sr.	1L	Americus, GA/HS/Georgia Military
75	Danny Franks	OL	6-3	290	Jr.	2L	Bartow, FL/HS
77	Rashad Rousell	DL	6-2	255	Jr.	JC	Boutte, LA/Hahnville HS/Jones Co. JC
79	Marlon Quinn	DL	6-3	295	So.	JC	Etiwanda, CA/HS/Mt. San Antonio
80	Matt Stidham	TE	6-3	234	Fr.	RS	Blountsville, AL/Susan Moore HS
81	Mykeal Terry	WR	5-8	175	Sr.	2L	Fullerton, CA/HS/Santa Ana JC
83	Zack Marcum	WR	5-9	174	Jr.	2L	London, KY/South Laurel HS
84	Fred Turner	WR	5-8	187	Sr.	3L	Montgomery, AL/Carver HS
86	Patrick Cherry	WR	5-11	196	Jr.	2L	Live Oak, FL/Suwanee HS
90	Cameron Sheffield	DE	6-2	237	Jr.	2L	Portal, GA/HS
91	Brandon Lang	DE	6-4	249	Jr.	2L	Tucker, GA/HS/Hargrave Military
92	Steve McLendon	DL	6-3	290	Sr.	3L	Ozark, AL/Carroll HS
95	Maurice Coleman	DL	6-0	294	Sr.	2L	Eufaula, AL/HS
98	Dion Gales	DL	6-5	259	Sr.	1L	New Orleans, LA/J.F. Kennedy HS Miss. Gulf Coast CC

Non-Travel Squad Members

#	Name	Pos	Ht	Wt	Yr	Exp	Hometown/HS/Last School
3	D.J. McLeary	DB	5-11	195	Fr.	HS	Leroy, AL/HS
5	Corey Wilkes	QB	6-0	201	Fr.	HS	Jasper, AL/Walker HS
5	Josh Jarboe	WR	6-2	185	Fr.	HS	Decatur, GA/Cedar Grove HS
6	Terrell Bailey	WR	6-0	185	Fr.	HS	Billingsley, AL/Billingsley HS
7	Jamie Hampton	QB	6-2	206	So.	1L	Cedar Bluff, AL/Cedar Bluff HS
7	Darius Chambers	WR	5-11	170	Fr.	HS	Highland Home, AL/HS
8	Khalil Lee	DB	5-9	180	Jr.	SQ	Auburn, AL/HS
11	Tanner Jones	QB	6-0	195	So.	1L	Crawfordville, FL/Wakulla HS
11	Brandon Cody	DB	5-8	165	Fr.	RS	Albany, GA/Sherwood Christian
12	Brandon Kent	DB	5-7	174	Fr.	HS	Rehobeth, AL/HS
12	B.J. Johnson	RB	5-8	195	Fr.	TR	Foley, AL/HS/West Alabama
13	Chris Bowens	DB	6-0	184	Jr.	2L	Columbus, GA/Shaw HS
13	Kyle Tucker	K	5-10	170	Fr.	HS	Highland Home, AL/HS
13	B.J. Gilham	WR	6-0	170	Fr.	HS	Hoover, AL/Spain Park HS
13	Brandon Lucas	DB	5-8	170	Fr.	HS	Tuskegee, AL/Booker T. Washington
14	Daniel Stanley	WR	6-0	185	Fr.	HS	Eclectic, AL/Elmore County HS
15	Nate Copeland	DB	6-1	205	Fr.	HS	Columbus, GA/Brookstone HS
21	Dejuan White	DB			Sr.	HS	Winfield, AL/HS
22	John Birmingham	LB	6-0	210	Fr.	RS	Alexander City, AL/Ben. Russell HS
22	Bryant Williams	RB	5-8	175	Fr.	HS	Harvest, AL/Sparkman HS

TEAM COMPARISON

Based on 2008 Statistics

	TROY	LSU
Points Scored	31.7	31.2
Points Allowed	21.7	24.2
First Downs	23.0	20.6
Rushing Yards	166.0	187.9
Rushing Defense	135.1	109.3
Passing Yards	265.2	212.4
Passing Defense	188.9	194.1
Total Offense	431.2	400.2
Total Defense	324.0	303.4
Int. For/Against	16/10	5/15
Sacks by/Allowed	26/7	18/11
Kickoff Return Avg.	22.0	19.5
Punt Return Avg.	9.6	14.7
Fum. lost/Gained	8/6	2/6
Penalties	64-551	55-443

TOUGH AT HOME

While road wins have been difficult to come by, the Trojans have been particularly difficult to defeat at Movie Gallery Veterans Stadium. The Trojans boast an overall record of 29-4 at home since the start of the 2001 season. Since the start of the 2003 season the Trojans rank among the top 20 in the nation in home winning percentage. Here is a look at the top 20 in home win percentage since the start of the 2003 season.

Best Home Winning Pct. (2003-08)

Rk	School	W-L	Pct.
1.	Oklahoma	36-1	.973
	Boise State	36-1	.973
3.	USC	34-1	.971
4.	Ohio State	37-4	.902
5.	Texas	33-4	.892
6.	TCU	30-4	.882
7.	Louisville	29-4	.879
8.	LSU	36-5	.878
9.	Virginia Tech	32-5	.865
	Texas Tech	32-5	.865
11.	Troy	23-4	.852
12.	Wisconsin	32-6	.842
13.	Georgia	31-6	.838
	Florida	31-6	.838
15.	California	29-6	.829
16.	West Virginia	31-7	.816
	Iowa	31-7	.816
18.	Missouri	30-7	.811
19.	Hawaii	32-8	.800
20.	Kansas	31-8	.795
21.	Auburn	34-9	.790
22.	Boston College	29-9	.763
23.	Navy	25-8	.758
24.	Michigan	30-10	.750
25.	UCLA	27-10	.730

2008 TROY UNIVERSITY FOOTBALL

#	Name	Pos	Ht	Wt	Yr	Exp	Hometown/HS/Last School
22	Daniel Wyche	WR	5-11	183	So.	HS	Elmore, AL/Kadena HS
24	T.J. Mitchell	RB	5-7	169	Fr.	HS	Ft. Lauderdale, FL/Hollywood-Chaminade HS
24	Josh Milner	P	5-11	215	Fr.	RS	Tallassee, AL/HS
25	Rod Foster	DB	5-9	179	Sr.	SQ	Houston, TX/Kingsworth HS/Tulsa
25	Chris Anderson	RB	5-10	180	Fr.	HS	Ft. Lauderdale, FL/Boyd Anderson
26	Bryan Willis	DB	6-0	180	Fr.	HS	Columbus, GA/Shaw HS
29	Andrew Martin	RB	6-0	252	So.	HS	Cantonment, FL/Tate HS
24	Thomas Starr	K	5-11	170	Fr.	HS	Daleville, AL/HS
35	Dre Harris	DB	5-10	175	Fr.	HS	Marietta, GA/Sprayberry HS
35	Dexter Gilley	RB	5-10	188	Fr.	HS	Enterprise, AL/New Brockton HS
36	Anthony Cetrangelo	K	5-8	165	Fr.	HS	Port Charlotte, FL/HS
37	D.J. Taylor	RB	6-0	215	Fr.	HS	Fairhope, AL/Baldwin County HS
40	Josh Henderson	DL	6-1	270	Sr.	2L	Tallahassee, FL/Rickards HS
43	Luke Rowe	TE	6-3	240	Fr.	HS	Eclectic, AL/Elmore County HS
44	Erik Groat	DB	6-0	202	Fr.	RS	Ft. Walton Beach, FL/HS
50	David McDowell	LB	6-1	249	Sr.	1L	Asheville, NC/Roberson HS/Butler Co.
51	Kenny Mainor	DE	6-4	241	Sr.	3L	Brunswick, GA/HS
51	Wes Goode	LS	6-1	255	Fr.	HS	Toney, AL/Sparkman HS
52	Chase Boutwell	LB	6-0	212	Fr.	HS	Elba, AL/HS
53	Wes Henry	LS	6-1	220	Fr.	RS	Greensboro, AL/Southern Academy
54	LeDerryus Benson	OL	6-1	315	Fr.	HS	Andalusia, AL/HS
55	R.J. Roberts	DE	6-3	216	So.	1L	Enterprise, AL/HS
56	Jacoby Thomas	LB	6-0	238	Fr.	HS	Mobile, AL/Murphy HS
56	Ross Johnson	OL	6-6	265	Fr.	HS	Valley Grande, AL/Meadowview
57	Lance Gunn	OL	6-2	275	Fr.	HS	Wetumpka, AL/Elmore County HS
59	Kevin Dixon	DL	6-3	285	Jr.	JC	Vero Beach, FL/HS/Garden City CC
60	Zach Swindall	OL	6-0	271	Fr.	RS	Troy, AL/Charles Henderson HS
62	Emeka Okosa	OL	6-3	307	Sr.	3L	Newark, NJ/West Orange HS
63	Windham Rotunda	OL	6-2	295	Jr.	JC	Brooksville, FL/Hernando HS
							College of the Sequoias
64	Jim Bob Williams	OL	6-1	275	So.	SQ	Green Cove Springs, FL/Trinity Christian
70	Ben Thompson	OL	6-2	275	Fr.	HS	Milton, FL/HS
71	Murray Keasler	OL	6-0	299	Fr.	RS	Selma, AL/Morgan Academy
72	Tyrell Curtis	OL	6-3	302	Jr.	JC	Delta, UT/HS/Snow JC
77	Kyle Wilborn	OL	6-5	280	Fr.	HS	Newnan, GA/Heritage HS
78	Jacob Creech	OL	6-3	275	Fr.	HS	Boaz, AL/HS
79	Tony Davis	DL	6-2	250	Fr.	HS	Perry, Ga./HS
82	Rob Byrd	WR	6-3	185	Fr.	HS	Alexandria, VA/West Potomac HS
85	Tebiarus Gill	WR	6-1	197	Jr.	JC	Mobile, AL/Vigor HS/Jones Co. JC
88	Garry Williams	WR	6-2	170	Fr.	HS	Linden, AL/Linden HS
89	Willie McDowell	WR	6-1	194	Fr.	RS	Eclectic, AL/Elmore County HS
93	Tim Lamb	DT	5-11	338	Fr.	HS	Tallahassee, FL/Lincoln HS/Hargrave Military
94	Chigozie Nwankwo	DT	6-2	257	Fr.	HSM	Miramar, FL/Hollywood-Chaminade HS
96	James Searcy	DE	6-3	260	Fr.	HS	Newnan, Ga./Northgate HS
97	Daniel Orr	DL	6-1	266	So.	TR	Eufaula, AL/HS/Cumberlands
99	Mario Addison	DE	6-2	238	Jr.	JC	Birmingham, AL/Tarrant HS/NE Miss. CC
	J.R. Paine	K	5-9	170	Fr.	HS	Niceville, FL/HS
	Chris Wilson	DB	6-0	195	Fr.	HS	Eufaula, AL/Eufaula HS

TROY PLAYER QUOTES

November 10, 2008

QB Levi Brown

On the Western Kentucky game.

"We got so close so many times and we have just one error that we mess up and don't get points. We had over 400 yards of offense and only 17 points to show for it. We got down to the red zone six times and only had ten points to show for it. That's not very good obviously; we could have had 40 or 50 points easily if we had done what we should have done every time we got in the red zone."

Did you shoot yourselves in the foot?

"Yeah, it's not that they were stopping us it's that we are stopping ourselves. I threw a pick in the end zone, we had a couple missed field goals and a fumble."

Do you think that one of those things happens and the team starts pressing and it leads to more mistakes?

"Maybe, I don't feel it's the case. It's not with me. I don't know how everyone else feels about it. We've been unlucky when we get down there and things haven't gone our way."

Talk about facing LSU this weekend.

"They are a good team obviously. We were supposed to play them earlier in the season and I was watching the film on them that week so I remember that they have a really good d-line that stuck out to me. They are a really good team all around so it will be big time for us for sure."

There was a lot of talk about when it got moved and the possible benefits of playing them later in the season rather than early in the season. Do you see any benefits because of this?

"Playing more games and getting more experience, you should be better as the season goes on, so I guess that's a benefit for us but at the same time it goes both ways, they are probably better now than they were so I don't think it will make a big difference."

Is there an intimidation factor going into a big stadium like Death Valley and playing there?

"I'm really looking forward to it. It's going to be a hostile environment. We all know that and are aware of that, playing at Ohio St. in front of 100 and something thousand, at Florida and Georgia last year, and Arkansas. It's not really new for us so I think we are all really excited about it."

MORE QUOTES ON PAGE 11

2008 TROY UNIVERSITY FOOTBALL

NEWS CONFERENCE QUOTES - NOVEMBER 10, 2008

Head Coach Larry Blakeney

"We got a win that we needed very badly at this point in the season, for bowl qualification and otherwise. You know, after you lose a game like on the road against Monroe, it's hard to be positive until you get that taste out of your mouth or that feeling out of your stomach, whatever you want to call it. I thought the defense really played with a lot of confidence. They gave up a play or two but, for the most part, we controlled the game with our defense."

"The offense stuttered a little bit after getting off to a bad start and we weren't as good in the red zone as we had normally been. We were a little bit better on third down on both sides of the ball so we can take something from it and get better and with Jerrel coming into the game is certainly a start. I didn't know he was coming in the game. He did come in and get us going so that was good."

"All in all, it was a good night. We didn't do anything spectacular in the kicking game except for the deflected punt, we were pretty good. Sam is still in a little bit of a slump, which is just something he is going to have to work through. We're probably kicking him too much, and he needs some rest. He's going to be alright. He's a winner and a competitor. He just needs to work on his fundamentals. A soccer style kicker is a lot like a golf swing. When you get outside of that particular plain that you have to be on to kick that ball straight, you just go everywhere. That first one was certainly mine, that's not even an attempt in my book. We got him out there late and 5, 4, 3, 2, 1. We should have called a timeout or let the clock run and punted. I should have probably sent the punter out there in the first place. You've got to be decisive on that kind of stuff and I know that. It probably cost us a chance to get three or pin them deep. I take that, and I already told Sam that I certainly take the blame for that one. He never really had a chance to kick that ball. But the other two -- he pulled the first one left and pushed the second one and overcompensated and missed it right -- so that tells me he is trying to find himself. We'll give him this week to try and concentrate to get the fundamentals down on every kick. Sometimes I think those guys get out there and kick it too much, kicking it from everywhere and outside the numbers and onside kicks. I'm sure it gets boring when you're a kicker and you don't have but about 20 minutes a day that you are called upon but that also mirrors the game, so you got to be ready when called upon and we have to get that across to all of them."

"What we've got in front of us in LSU is a great opportunity and a great place to play, super fans and they are loud. That's got to be fun to listen to and watch. The main thing is they are probably one of the best coached football programs when they are all well as there is in the country, including USC. I'm sure they are searching a little bit for the right combination a quarterback and they will probably keep working both of them. I saw 12 mostly in the game on Saturday."

"We will have matchup problems with them. I just hope they aren't totally across the board. We are going to try and find some things we can do and things we can get done to give us a chance on offense and stop them. Certainly number 8 comes into play when you are kicking the ball off, I don't know if he catches punts or not but he's scary back there. Everybody keeps it away from him and we'll have to try and do something to counteract his explosiveness. Big running back, big running game, big lineman on offense, huge guys that can run and rush the passer on defense and they will press you in the secondary. I'm sure when they look at our film they are going to press. We need to work on Troy and try to get better ourselves for LSU, Lafayette and Ark State. We are so beat up on defense we didn't even take them outside (on Sunday), we just met last night trying to get them feeling better. We are going to be real short tonight on offense also, try to get everybody ready to get some preparation in the next three days."

MORE QUOTES ON PAGE 15

Sophomore WR Jerrel Jernigan

How does it feel to be back?

"It feels pretty good, with me not playing last week it felt good to come out on the field and catch a few balls."

Were you aware that you were going to be playing because no one else seemed to know?

"Not at all because Blakeney told me I was going to dress out and see how I did during the pregame but I didn't know I was getting in until about midway through the third quarter. Coach asked me if I could go and I told him I can go and then he said go get my helmet. He asked the head trainer and the head trainer said I was good and he asked if I wanted to do this and I said I'm ready."

How did it feel when you got out there?

"It felt good. You could tell I wasn't 100% but I was able to make a catch and got a few yards after the catch. My knee isn't all the way back but I'm a good 75-80% right now."

With the last two games being at home, and must wins to get win the conference title, and this being a marquee game, people think you should be held out this week. How do you respond to that?

"I really don't want to sit out to tell you the truth, I want to go play in Baton Rouge and tell my kids I played in Baton Rouge but coach Blakeney doesn't really want to see me out because I could come back and be stiff and be out of the rotation so he wants me to get some reps in so I don't want to sit out."

Does it feel good now?

"Yeah it feels good now. I was a little sore Sunday morning but I went to treatment up in the training room and it feels good."

Do you feel that after an injury it is important to get right back out there and know you can do it again?

"Yeah, in a way I wanted to get involved real quick and get out there, so yeah it does."

Talk about the importance of Troy going to LSU and playing a team like this.

"I think it's a good opportunity to go out there and show the world our offense and defense and how good of a team we are and we can go out there and do it against them."

2008 TROY UNIVERSITY FOOTBALL

How good does it feel to have one of your big guys back in Jerrell?

"It feels really good obviously. He is a big play maker so I was excited to see him out there Saturday, I was surprised, but excited. That will help us for sure having a big play threat like him in there."

What does it tell you that he is able to bounce from surgery and play so soon?

"He's got really good genes obviously. He had surgery a week and a half ago and he came in the game Saturday and it says a lot about him as a person too. He's been working hard in rehab and stuff so I was glad to see him out there. It says a lot about him."

Is it much of a break getting a nonconference game before going back into conference play next week?

"I don't know how much of a break that is. To a team like LSU it might be a break but we are looking forward to it. We know that we have to win these last two games to go to the New Orleans Bowl but at the same time one of our beginning of the season goals was to beat one of the big teams we played and this is our last chance to do that so we are looking forward to going in there and hopefully pulling out a win."

Senior Defensive Back Tavares Williams

How does it feel to get a win under your belt after the loss the week before?

"It feels real good because as a team we had to get rid of that loss last week we kind of got over it but we weren't completely over it until we got a win. So that win helped us out and we got that nasty taste out of our mouth."

The defense looked as physical as they have all year, was that because of the discipline you guys felt after Louisiana Monroe and how was practice after that?

"All week at practice we were upset at our senior d because we felt we missed a couple of chances to win the game last week against Monroe and we were presented the chance and didn't step up so we wanted to come out this week and play lights out."

Talk about the effort you will have to play with this week against LSU.

"We are going to have to be physical from the first part of the game. They have good players and are a well coached team. We are going to have to come out and play our best."

When knowing that the quarterback has had some interception problems lately does that get you excited as a cornerback?

"You know he has thrown a few picks this season, we are just hoping to get a few chances to get some picks. We really want to get out and get our turnover ratio up on defense, put some pressure up front and take over in the back."

What about the pressures of playing in Death Valley?

"It's going to be fun, like the Florida fans getting into the game. We've played in big stadiums like that and Ohio St. There's really no pressure at all, it's going to be fun."

This is one of those games where you want to pick up a marquee win right?

"Yeah, it would help out our program and our team with our confidence and everyone else will be willing to put everything else behind us."

Is there anything different leading into this game as opposed to when you were supposed to play them in September?

"As a team I don't think we are going to go into it with a change of approach, but if we were to play them when we were supposed to they probably wouldn't be as finely tuned as they are now but it's still going to be a pretty good game."

WATCH FOR THESE GUYS

Trojans on awards watch lists thus far ...		
LB Boris Lee	Rotary Lombardi Award	
	The Butkus Award	
OL Dion Small	Rotary Lombardi Award	
C Danny Franks	Remington Award	
PK Sam Glusman	Groza Award	

SAME FACE, NEW PLACE

Many college football players have the talent to play multiple positions. Here is a list of Trojans who started their college careers at one position, only to penciled in to different positions this year.

	Began as	Became
John Birmingham	LB	RB
Travis Boyd	QB	TE
Justin Bray	DB	WR
Rod Foster	WR	DB
Jerrel Jernigan	QB	WR
Xavier Moreland	DB	RB
Nate Nolin	LB	RB
John Mark Patrick	LB	DE
Sam Sellers	RB	DB
Bear Woods	QB	LB

TURNOVER COMPARISON

2008 Season	Gained	Lost
Opponent	(+) (Pts)	(-) (Pts)
at Middle Tenn.	2 (10)	4 (7)
Alcorn State	9 (28)	4 (0)
at Ohio State	1 (0)	2 (7)
at Oklahoma State	0 (0)	3 (21)
at Florida Atlantic	3 (7)	1 (7)
Fla. International	3 (14)	0 (0)
at North Texas	4(7)	0 (0)
at UL Monroe	1 (7)	2 (0)
Western Kentucky	1 (0)	2 (0)
at LSU		
UL Lafayette		
Arkansas State		
2008 TOTAL	24 (73)	18 (42)
Ratio (Points Diff.):	+6 (+33)	

SIZING THINGS UP

Average Height/Weight of Two Deep

OFFENSE

Position	TROY	LSU
Receivers	5-10/179	6-1/194
Quarterback	6-2/210	6-3/220
Running Backs	5-9/198	6-0/230
Offensive Line	6-3/298	6-5/308
Tight End	6-2/228	6-4/246

DEFENSE

Position	TROY	LSU
Defensive Line	6-3/256	6-3/287
Linebackers	6-0/231	6-2/231
Defensive Backs	6-0/194	6-1/198

2008 TROY UNIVERSITY FOOTBALL

THIS WEEK'S OPPONENT

● LSU is coached by fourth year head coach Les Miles, whose previous head coaching experience came at Oklahoma State from 2001-04. Prior to his tenure at OSU, he spent 21 seasons as a college and professional assistant coach, with two stops at his alma mater, Michigan, for a total of 10 season, five years as an assistant at Colorado and three seasons each at Oklahoma State and with the Dallas Cowboys. Miles has never coached in a game against Troy.

● LSU is coming off its third overall national championship in football and its second BCS crown. All three of LSU's titles ended in New Orleans, twice in the Sugar Bowl and, last year, in the BCS title game.

● In the seasons following their two previous national title, the Tigers experienced a slight drop, posting a 9-2 record in 1959 and a 9-3 mark in 2004.

● The game against Troy marks the second game of the year for LSU against Sun Belt teams. The Tigers host North Texas on Sept. 13, downing the Mean Green 41-3. It is also the last of three games for LSU against teams from Alabama. The Tigers defeated Auburn 26-21 (9/20) and lost to top-ranked Alabama 27-21 in overtime last week. LSU is 55-66-6 all-time against schools from Alabama.

● The Troy-LSU game will be televised on TigerVision, the school's in-house pay-per-view network. Residents in Louisiana can purchase TigerVision through their local cable television system or through The Dish Network or DirectTV. Cable customers must have digital cable capabilities to order the game. Residents outside Louisiana can purchase the TigerVision broadcast through ESPN's Game Plan package. The cost to purchase the game will be \$34.50. The game will be shown on a tape delay basis only on the Cox Sports Network.

TIES WITH THIS WEEK'S OPPONENT

● There are only two Alabama natives on the LSU roster, both redshirt freshmen from McGill-Toolen HS in Mobile. They are: DB Phelon Jones and DE Sidell Corley.

● Troy has three players on its roster from Louisiana. DE Dion Gales is from New Orleans, DB Jorrick Calvin is from Baton Rouge and DT Rashad Roussell is from Boutte.

● Troy's visit to Tiger Stadium on Oct. 23, 2004 ranks as the fourth largest crowd to ever see the Trojans play. A total of 89,493 fans were on hand that day.

● Troy signee Jimmie Arnold, an offensive lineman who is sitting out this fall as a "greyshirt" and LSU redshirt freshman offensive Ernest McCoy were high school teammates at Glade Central HS in Belle Glades, Fla. That is the same school that produced former Troy star QB Omar Haugabook.

● Troy junior defensive end Brandon Lang and LSU junior running back Keiland Williams both played one prep school season at Hargrave Military Academy in Chatham, Va. Lang played there in 2004 and Williams in 2005.

● Troy defensive ends coach Randy Butler and LSU co-defensive coordinator/linebacker coach Bradley Dale Peveto worked together on the staff at Southern Miss during the 1993 season. Peveto also served as DC at Middle Tennessee in 2003-04, going 1-1 against Troy. He served on the staff at Northwestern State from 1996-98, going 1-2 against the Trojans.

● Butler also coached at Southern Miss with LSU special teams coordinator/defensive line coach Joe Robinson from 1993-98. Robinson is in his first season at LSU.

FACING THE SEC

Troy is 1-8 all-time against members of the Southeastern Conference. The Trojans have squared off with six of the league's 12 members since joining the Bowl Championship Subdivision in 2001. Here is a breakdown of those games.

● Oct. 13, 2001: Troy spoils homecoming in Starkville by handing Mississippi State a 21-9 home loss.

● Oct. 12, 2002: Trojans fall just short of making it back-to-back wins over MSU, falling to the Bulldogs 11-8 in a storm drenched game.

● Nov. 2, 2002: Arkansas pitches a shutout, winning 23-0 in Little Rock, despite gain-

BLAKENEY ERA

DEFENSIVE TD'S

2007

Chris Bradwell	16-yd. fumble at WKU
Boris Lee	1-yd. fumble at Ark. St.
Boris Lee	28-yd. int. vs. ULM
Elbert Mack	39-yd. int. at ULL

2004

Derrick Ansley	16-yd. int. vs. MTSU
Robby Farmer	29-yd. int. vs. MTSU
Leverne Johnson	24-yd. int. vs. Idaho
Johnny Faulk	79-yd. fumble vs. Idaho
Leodis McKelvin	71-yd. int. vs. Utah St.

2003

Derrick Ansley	70-yd. int. vs. Marshall
----------------	--------------------------

2002

Johnny Faulk	34-yd. int. vs. FAMU
--------------	----------------------

2001

David Philyaw	8-yd. fumble at ULM
Rayshun Reed	26-yd. int. vs. CS-Northridge
Rayshun Reed	73-yd. int. at Miss. St.

2000

Antonio Thompson	20-yd. int. vs. Nicholls
Rayshun Reed	10-yd. int. vs. SW Texas
Travis Bozeman	19-yd. int. vs. Ala. St.
Shelton Felton	0-yd. fumble at Ala. A&M

1999

Phillip Jones	0-yd. fumble vs. JMU
Rayshun Reed	8-yd. fumble at SW Texas
Jimmy McClain	43-yd. int. vs. USF
Jimmy McClain	71-yd. int. vs. USF
Kovey Jones	39-yd. int. at Cincinnati

1998

Julius Terrell	40-yd. int. at FAMU
Eric Sloan	82-yd. int. at UTC

1997

Clifford Ivory	76-yd. int. at Nicholls
Clifford Ivory	75-yd. int. vs. Alcorn St.

1996

Pratt Lyons	16-yd. int. at Montana
Shane Black	88-yd. int. at Alcorn St.

1995

Cliff Shamburger	54-yd. int. at Charl. So.
Willie Smith	59-yd. int. at Ala. St.

1994

Demetris Shipman	66-yd. int. at Alcorn St.
------------------	---------------------------

1991

Leonard Wheeler	40-yd. int. at Samford
Steve Leach	81-yd. int. at WKU

2008 TROY UNIVERSITY FOOTBALL

ing only five first downs and 125 yards of total offense.

- Sept. 25, 2004: Offensive struggles haunt Troy in 17-7 loss at South Carolina.
- Oct. 23, 2004: Late TD pass saves LSU in 24-20 homecoming day thriller.
- Sept. 24, 2005: Leodis McKelvin's 100-yard kickoff return highlight for Troy in 45-20 loss at South Carolina.
- Sept. 1, 2007: Darren McFadden and Felix Jones combine for 286 rushing yards in 46-26 loss to Arkansas.
- Sept. 8, 2007: Gators roll early, but Trojans play tough in 59-31 loss in Gainesville.

HOMECOMING

- Troy is now 34-12-1 on homecoming since 1951. The Trojans have won 12 consecutive homecoming dates, with the last loss coming against Northwestern State (La.) 1997, losing 14-13.
- Saturday's contest against Western Kentucky University was the first homecoming contest played against a team from the Bluegrass State. WKU was the Trojans' 24th different opponent on homecoming.
- Troy is 16-1-1 on homecoming under current head coach Larry Blakeney, with a tie against Central State (Ohio) in 1993.
- Overall, the Trojans will play in their fourth consecutive homecoming game when they face LSU. Troy served as the homecoming opponent for both North Texas and ULM before hosting Western Kentucky last week. LSU's Homecoming was originally set for Sept. 27 against Mississippi State, but was postponed in great part because of the damage in and around Baton Rouge from Hurricane Gustav.

FOR OPENERS

- Troy is 46-35-6 all-time in season openers, including a 21-23-4 record when opening a season on the road.
- The Trojans are 13-5 in season openers under Coach Larry Blakeney, including an 8-5 mark in road season openers. The Trojans five season opening losses under Blakeney have come to UCF, Arkansas, Kansas State and Nebraska (twice).
- The Trojans had a three-game, season-opening win streak snapped last year at Arkansas. The longest stretch of season-opening wins for Troy was nine years, from 1992-2000.
- Troy is now 5-4 all-time in season-openers against teams from the state of Tennessee. The Trojans have opened seasons in the past against MTSU (L in 1942), Union (2-1), Austin Peay(0-1), UT-Martin (0-1), UT-Chattanooga (1-0) and ETSU (1-0).

BLAKENEY OPENERS

In Larry Blakeney's 18 seasons at Troy, the Trojans are 13-5 in season openers. The Trojans broke a three-game losing skid with 2004's 17-15 victory at Marshall. During Blakeney's reign, the Trojans have played just two season openers at home, winning both. The Trojans have an all-time record of 47-35-6 in season opening games.

- 1991: UCF won 21-10 despite turning the ball over five times by holding Troy to 200 yards of total offense in Orlando.
- 1992: Troy rushed for 418 yards and five TDs in a 37-13 win at Southern Illinois.
- 1993: Trojans scored 27 second half points in a 37-3 rout of UAB.
- 1994: Troy defense posted a second half shutout in 31-21 victory at Connecticut.
- 1995: Joe Jackson scored three rushing TDs in a 31-7 home victory over ETSU.
- 1996: Trojans post second largest season-opening win, 61-7 at Alcorn State.
- 1997: Troy blanks Alcorn State 30-0 in return game.
- 1998: Trojans post second straight season-opening shutout, 26-0 over Alabama St.
- 1999: Troy earned first victory over a Division I-A opponent, 31-24 at Cincinnati.
- 2000: Brock Nutter throws for two scores in 28-13 victory at Alabama A&M.
- 2001: Trojans draw first blood, but fall 42-14 at Nebraska in Division I-A debut.
- 2002: Return trip to Lincoln ends in second straight loss to 'Huskers, 31-16.
- 2003: Fast start turns sour as Kansas State rallies for 41-5 win over Troy.
- 2004: Repeat after me ... sack DeMarcus Ware ... sack DeMarcus Ware. Trojans go to

BLAKENEY ERA

RETURN TD'S

2008

Jorrick Calvin 95-yd. KO at N. Texas

2007

Leodis McKelvin 52-yd. punt vs. N. Texas

Leodis McKelvin 84-yd. punt at FIU

Leodis McKelvin 74-yd. punt vs. Okla. St.

2006

Leodis McKelvin 48-yd. punt at FIU

2005

Leodis McKelvin 100-yd. KO at S. Carolina

Leodis McKelvin 73-yd. punt vs. UAB

2004

Leodis McKelvin 64-yd. punt vs. FAU

Leodis McKelvin 60-yd. punt vs. Idaho

2001

Demontray Carter 94-yd. KO vs. S. Utah

2000

Heyward Skipper 81-yd. punt vs. Appy. St.

Heyward Skipper 55-yd. punt at Jax. St.

Jonathan Carter 95-yd. KO vs. SHSU

Jonathan Carter 86-yd. KO vs. Ala. St.

1997

Andy Swafford 69-yd. punt vs. Jax. St.

Andy Swafford 88-yd. KO vs. NW St.

1996

Arrid Gregory 94-yd. KO at EKU

1993

Orlando Parker 88-yd. KO vs. S.F. Austin

Cliff Shamburger 78-yd KO vs. Charl. So.

1992

William Covington 99-yd. KO vs. Samford

William Covington 89-yd punt vs. UCF

2008 TROY UNIVERSITY FOOTBALL

West Virginia and down Marshall 17-15.

- 2005: Quick start propels Trojans to 27-10 victory over Cal Poly.
- 2006: New offense makes debut, but defense shines in 38-0 blanking of Ala. St.
- 2007: Darren McFadden and Felix Jones combine for 286 rushing yards in 46-26 loss to Arkansas.
- 2008: Trojans maintain control of Palladium Trophy with 31-17 win over MTSU.

TROJAN NOTEBOOK

● **Hurting:** The Trojans' injury woes continue to pile up. In addition to DE Kenny Mainor (knee) and QB Jamie Hampton (knee) who were lost for the season in games at Ohio State and FAU, respectively, Troy also lost backup QB Tanner Jones (knee) during the game at North Texas for the season. Sophomore DB Chris Bowens has been out for the last three games with a foot injury. The Trojans got junior center Danny Franks back for the game at ULM and he was back in the starting lineup against WKU. Junior LB Bear Woods also returned from a recurring foot injury to play against WKU, although he did limp off the field at one point in the third quarter. Junior receiver Patrick Cherry and sophomore receiver Jerrel Jernigan also returned against WKU. Jernigan did not play in the first half, but had six receptions for 88 yards in the second half.

● **Fourth Down Efficiency:** Troy is 12-for-15 on the season on fourth down conversions, including a perfect 3-of-3 against FAU. The 12th came on a fourth-and-four play in the fourth quarter against WKU. Junior Levi Brown hit Jerigan for an 11-yard gain on the play.

● **Protecting the Ball:** The Trojans played consecutive games, before ULM, without throwing an interception for the first time since November of 2004 when Troy went three straight games without a pick. It was the first time Troy had gone consecutive games without a turnover since late in the 1993 season, a stretch of 178 games. That year the Trojans played consecutive turnoverless games against Stephen F. Austin and McNeese State in the first round and quarterfinals of the Division I-AA playoffs.

● **Record Setting Day:** The Trojans and Mean Green combined to rewrite the Troy record book for combined passing in a game. The two teams combined to complete 72 of 103 pass attempts in the game, both of which broke records set in 1993 when the Trojans faced Steve "Air" McNair and Alcorn State. In that game the two teams combined to complete 60-of-96 passes. Saturday's combined passing yardage total (685) fell 30 yards short of the record total of 715, also set in that game against Alcorn State.

● **Junior Varsity Action:** Many of Troy's younger players got a taste of live game action on Sunday, Oct. 5, when the Trojans took on Georgia Military in a junior varsity game. The Trojans held a 26-14 lead at halftime, but was outscored 35-6 in the second half to fall 49-32. Standouts in the game for Troy included freshman WR Chip Reeves (10-141-2) and sophomore QB Tanner Jones (17-25-0, 192 yards, 1 TD). Defensively, the Trojans were led by freshmen Rod Winston and Brannon Bryan with seven tackles each. Bryan also had two interceptions in the game.

● **First Quarter Woes:** Success in the first quarter is a strong indication of success in the game for Troy. The Trojans trailed ULM 8-7 after the opening quarter of play, marking just the third time this season the Trojans have trailed after the end of the first quarter of play. Each time the Trojans have trailed at the end of the first quarter, they have gone on to lose the game.

● **Deja-Vu:** Junior defensive end Brandon Lang lost most of the 2007 season after suffering a knee injury against Oklahoma State. He came close to suffering the same fate this year when he hyper-extended the same knee against the Cowboys. Lang sat out most of the second half after leaving the game, but is expected to be back on the field when the Trojans take on FAU. The Trojans used sophomore John Mark Patrick and freshman Brandon Boudreaux for much of the second half against Oklahoma State in Lang's absence.

● **Ugly Penalties:** Troy was called for three personal fouls during the game at Okla-

Do you hold any of the starters like Jerrel out?

"We've never done that and I don't know if you can do that. Jerrel, Bear and Franks would be a consideration but we aren't going to turn our backs on the other guys who are working hard to get ready to play one of the best teams in the nation. You fiddle around with all that stuff I think you got a chance to hurt your team otherwise. Of course if we lost any of those three or any others it would hurt us too. At this junction we aren't a deep football team anyhow. We try to use the ones that are available and take care of the other ones and try to get them ready for Lafayette."

The last time you went to LSU it was so close up until the end. Any thoughts about that game going into this one?

"I thought about that game but a different set of teams a time for both coaches for them and different approach plus they are coming off a loss and should be motivated to play us. I think it's their homecoming, I'm not sure. We carry our float around with us. We've done a lot of homecomings. That game we had a penalty that would have put us up by seven and I believe it was a formation penalty. Our quarterback checked to a pass and the tight end was in motion. We had another penalty after that and then went to the draw to Richardson and he took it down to about the four but it was still 4th down and we had to take the lead so we went up by three. They got a good kickoff return, got it to about the 40. Then they had to their credit, they had a package to get into the end zone. It's something I think we carried out of there into the rest of the games because I believe we won out and we had a pretty good football team. This is two different sets of circumstance for both football teams. It's a pretty rabid group down there at LSU but our kids enjoy that."

2008 TROY UNIVERSITY FOOTBALL

homa State – one each by Boris Lee, Tavares Williams and Jorrick Calvin. OSU was called for one personal foul on a late hit by Jacob Lacey on the Trojans first possession of the game. Overall, OSU was flagged nine times for 70 yards while Troy was penalized five times for 55 yards.

● **Back in Action:** Senior running back Xavier Moreland made his 2008 season debut during the contest with Ohio State. He had one carry for five yards in the game. Moreland suffered a broken collar bone during the first week of preseason camp and had missed the first two games of the year.

● **Getting The Call:** Troy had five regular position players make their first career starts in the season-opening game at Middle Tennessee. First time starters were DB Chris Bowens, DB Trevor Ford, OL Steven Adams, WR Cornelius Williams and RB DuJuan Harris. Specialists who also make their first starts in that game were PK Sam Glusman, P Will Goggans and KO specialist Michael Taylor. Three other players made their first career starts at Troy in the second game of the season against Alcorn State. Junior Nate Nolin started at the H-back position, redshirt freshman Donnell Golden started in place of Bear Woods at linebacker and junior Jorrick Calvin started at cornerback.

● **Getting Off the Sideline:** Troy's big home-opening victory over Alcorn State provided a host of Trojans their first opportunities to take the field. The list of players who made their first career appearances in that game included freshmen Brandon Cody (DB), Chip Reeves (WR), John Birmingham (LB), D.J. Taylor (RB), Brandon Boudreaux (DE), Micah Grimes (OL), Zach Swindall (OL), Drew Robinson (LS), Murray Keasler (OL), Matt Stidham (TE) and Willie McDowell (WR) along with junior Fernandes Edwards (RB), senior Rod Foster (DB), junior Carvel Jones (LB), junior Levi Brown (QB), junior Windham Rotunda (OL) and junior Tyrell Curtis (OL).

● **The Sunshine State:** The Troy roster includes more players from the state of Florida than any Division I team outside of the state of Florida. A total of 32 members of the Troy squad hail from Florida. Here is a look at the schools in the Bowl Subdivision who raid the Sunshine State for the most talent: Troy (32), Army (31), Middle Tennessee (27), Wake Forest (26), Auburn (22), South Carolina (21), UL Lafayette (22), Western Michigan (20) and Navy (18).

● **The Peach State:** Troy, likewise, hits the fertile recruiting grounds in Georgia for a large number of players. There are 29 members of the Troy squad from Georgia, which also ranks first among all Division I schools from outside that state. Here are the top schools who recruit in Georgia: Troy (29), Auburn (20), Middle Tennessee (19), Western Kentucky (16), Army (14).

● **Other Recruiting Grounds:** Troy has players on its roster from 14 different states, which is no where close to the 28 states represented on the Notre Dame football roster this year. And, while the Trojans hit neighboring states Florida and Georgia hard for recruits, there are other schools in the country that look to other states even more. Here is a list of the schools who have the most players on their roster from a state other than their own: Utah State (44 from California), Boise State, UNLV and Arizona State (42 each from California), Colorado (35 from California), Utah (31 from California), Tulane (30 from Texas), Tulsa (29 from Texas), New Mexico and Army (23 each from Texas).

● **Playing It Close:** Troy coach Larry Blakeney has a 36-28-1 record in his career in games decided by seven points or less. The point-by-point breakdown follows: 1-point games (2-3), 2-point games (3-3), 3-point games (8-9), 4-point games (9-3), 5-point games (4-0), 6-point games (2-2) and 7-point games (8-8).

● **Earning a Spot:** Walk-ons are the life-blood of any football program and Troy coach Larry Blakeney has a long history of rewarding deserving walk-ons with scholarships. Over the last two years, a total of eight former walk-ons were awarded scholarships, including: TE Travis Boyd, LS Derrick Thomas, LB Nate Nolin, WR Andrew Davis, LB Bear Woods, OL Steve Adams, K Sam Glusman and WR Zack Marcum. In addition, former walk-ons dot the depth chart as starters at their positions. In addition to Boyd, Thomas, Nolin, Woods, Adams and Glusman, walk-ons who fill starting spots

ATTENDANCE RECORDS

The 2004 game against Missouri at Movie Gallery Veterans Stadium set a new record for home attendance at a Troy University football game. Here is a look at the top 10 games in terms of attendance at Movie Gallery Stadium.

Crowd	Opponent	Date
26,574	Missouri	9/9/04
26,265	Alabama State	9/2/06
26,000	Marshall	9/27/03
24,102	Oklahoma State	9/14/07
23,887	North Texas	10/20/07
22,299	UAB	9/10/05
22,105	Alcorn State	9/13/08
21,316	Alabama State	9/16/00
21,053	Florida Atlantic	11/5/05
20,515	Florida Atlantic	11/6/04

The 2008 game at Ohio State set a new record for largest crowd to ever witness a Troy football game.

Crowd	Opponent	Date
102,989	at Ohio State	9/20/08
92,746	at Georgia	11/3/07
90,244	at Florida	9/8/07
89,493	at LSU	10/23/04
84,799	at Nebraska	9/23/06
79,700	at South Carolina	9/25/04
79,125	at South Carolina	9/24/05
77,831	at Nebraska	8/31/02
77,825	at Nebraska	10/4/03
77,812	at Nebraska	9/1/01
77,217	at Florida State	9/9/06
73,926	at Arkansas	9/1/07

2008 Largest Gap Between Home Games

Days	School	Dates
42	Georgia	Oct. 18 Nov. 29*
40	Houston	Aug. 30 Oct. 9^
40	Eastern Michigan	Oct. 18 Nov. 28
35	Nevada	Sept. 6 Oct. 11
35	Troy	Sept. 13 Oct. 18
34	Syracuse	Sept. 27 Nov. 1
32	Central Michigan	Oct. 18 Nov. 19
30	Central Michigan	Aug. 28 Sept. 27
28	Wisconsin	Sept. 6 Oct. 4

*includes a game vs. Florida in Jacksonville, Fla.

^includes losing a home game during Hurricane Ike

2008 TROY UNIVERSITY FOOTBALL

for the Trojans include QB Levi Brown and OL Tyler Clark.

● **Mr. College Football:** Before the Trojans even started preseason camp this year, the team got a visit from Mr. College Football. Tony Barnhart, who recently announced his retirement from the *Atlanta Journal-Constitution*, came to speak to the Trojans about working with members of the media. His message was simple – be confident, and remember that everything you do with the media is essentially and audition that will help, or hurt, you later in life.

● **Scouting Along:** The ever-increasing cost of gas prices hit home for the Troy Trojans over the summer, but the players found an inexpensive way to battle the high prices. Instead of driving their cars and trucks to campus every day for workouts, several of the players started riding electric scooters. Junior running back Nathan Nolin was the first to start riding the Schwinn SW 560 scooter from Wal-Mart to get around campus. The scooters, which cost around \$300, are good for about 20 miles per charge and look like electric skateboards with a seat and handle-bars. Since Nolin introduced the scooters to the team, as many as 20 of his teammates have purchased them and, now, you can find them parked all over the entrance to the Tine Davis Fieldhouse every day. Now the athletic department is faced with the problem of needing to purchase a bike rack for the players to secure their scooters to. The problem is that a bike rack will likely cost more than the combined cost of all the scooters that will be anchored to it.

● **Upping the Ante:** One member of the Troy team, as well as a couple of athletics staffers, have gone a step further in battling the high-price of gas. Junior offensive lineman Steven Adams purchased a gas-powered, and street legal, Honda scooter to drive in place of his full-sized pickup. Following Adams lead, former Trojan offensive lineman James Gardner, who is serving as a graduate assistant in the equipment room, and Assistant Athletics Director Tony Ferrante, both purchased gas powered scooters to get around on instead of their larger, gas-guzzling, vehicles.

● **Harley Man:** Junior offensive lineman Danny Franks has taken things even further. Franks, who comes from a family of motorcycle enthusiasts, has parked his pickup and now rides a Harley Davidson motorcycle to campus on a regular basis.

● **Making Tracks:** There are some players who have been a part of the Troy team in past seasons that decided to move on without football this year. That group includes redshirt freshman Stanley Jones (Dothan, Ala.), sophomore Josh Brownell (Geneva, Ala.), redshirt freshman Lennie Richardson (Ashburn, Ga.), junior Shelby Davis (Clanton, Ala.) and junior Travis King (Niceville, Fla.).

● **Wearing Gray:** Several members of the Troy signing class will sit out the fall semester as “gray shirts”. That group includes quarterback Corey Robinson from Paducah, Ky., offensive lineman Jimmie Arnold from Belle Glades, Fla., receiver Gavin Ellis from Cullman, Ala., receiver Felton Payton from Ft. Walton Beach, Fla., and linebacker Johnny Thompson from Valley, Ala.

● **Comings and Goings:** Josh Jarboe is not the only new Troy player who has been dealing with eligibility issues this summer. Junior tight end Donnie Crosby, of Millbrook, Ala., has been declared ineligible and will have to sit out this season. Freshman running back Chris Anderson, from Ft. Lauderdale, was also declared ineligible by the NCAA. He is paying his own way to school this year. Crosby originally signed with UAB out of Stanhope-Elmore HS, but attended Arizona Western CC before arriving at Troy. Other players who were expected to be a part of the Troy team this year will sit out while working to gain their eligibility. That group includes DeMarcus Robertson, a junior defensive back from Sunrise, Fla.; Michael Ricks, a junior defensive back from Courtland, Ala.; Kanorris Davis, a freshman linebacker from Perry, Ga.; Chris Davies, a freshman tight end from Ft. Walton Beach; and sophomore R.J. Roberts, a defensive end from Enterprise, Ala.

TROY'S RECORD WHEN ...

Leading After:	
First Quarter:.....	6-0
Second Quarter:.....	6-1
Third Quarter:.....	6-1
Trailing After:	
First Quarter:.....	0-3
Second Quarter:.....	0-2
Third Quarter:.....	0-2
Tied After:	
First Quarter:.....	0-0
Second Quarter:.....	0-0
Third Quarter:.....	0-0
Troy Scores:	
40+	2-0
30-39	3-1
20-29	0-1
Less Than 20	1-1
First	5-0
With 100-yard Rusher:	3-1
With 200-yard Passer:.....	4-3
Allow 100-yard Rusher:	0-1
Allow 200-yard Passer:.....	4-1
Playing On TV:.....	4-1
Troy Network/CSS.....	3-1
ESPN2.....	1-0
Big Ten	0-1
Overtime:.....	0-0
September	1-2
October	3-0
November	1-1
vs. Top 25 Teams.....	0-1
vs. Non-Ranked Teams.....	6-2
Playing Day Games:.....	1-1
Playing Night Games:.....	5-2
On Natural Grass.....	1-0
On Artificial Turf.....	5-3
Wearing Black Uniforms:.....	0-0
Wearing White Uniforms:.....	3-3
Wearing Cardinal Uniforms:.....	3-0
Total Offense	
400+.....	3-1
300-399	3-2
200-299	0-0
Under 200.....	0-0
Higher than opponent.....	6-1
Rushing Yards	
200 or more	2-0
150-199	1-1
100-149	3-1
0-99	0-1
Negative yards	0-0
Higher than opponent.....	6-0
Passing Yards	
300 or more	2-0
200-299	2-3
Under 200	2-0
Under 100.....	0-0
Higher than opponent	3-2
Penalties	
10 or more	2-0
5-9	2-3
0-4	2-0
More than opponent	4-1
Time of Possession	
35:00 or more	1-0
30:00-34:59	3-0
25:00-29:59.....	1-1
Under 25:00	1-2

2008 TROY UNIVERSITY FOOTBALL

HEISMAN CONTENDERS

Troy has faced its share of Heisman Trophy candidates since joining the ranks of Division I-A, a list which added Darren McFadden and eventual winner Tim Tebow last year. This year will see another Heisman front-runner, Ohio State's Chris Wells, take a shot at the Trojans defense. Here is a look at how the various candidates fared in their outings against the Trojans defense:

Player	A-C-I	Yds	TD	Rush	Yds	TD	Sacks
Tim Tebow, Florida (2007)*	25-18-0	236	3	17	93	2	2-15
Darren McFadden, Arkansas (2007)	1-1-0	42	1	24	151	1	0
Brad Smith, Missouri (2004)	46-25-2	224	1	15	36	0	2-16
Matt Schaub, Virginia (2003)	36-23-1	241	1	1	0	0	0
Ell Roberson, Kansas State (2003)	23-9-2	234	1	15	82	3	3
Asad Abdul-Khaliq, Minnesota (2003)	16-10-1	171	1	7	54	1	0
Seneca Wallace, ISU (2002)	25-17-0	295	3	5	-12	1	1-9
Byron Leftwich, Marshall (2002)	35-23-0	275	2	4	-8	1	2-11
Eric Crouch, Nebraska (2001)	15-8-1	109	0	15	48	1	1-8
Ken Dorsey, Miami (2001)	30-18-1	299	2	1	8	0	0-0

* Won the Heisman Trophy.

TALE OF THE TURNOVER

● **Turnovers, Part I:** Since 2000, Troy has failed to force a turnover in a game just 16 times. In those 16 games the Trojans are 1-15, with the only victory coming in 2006 against North Texas. The last time Troy failed to force a turnover was Sept. 27 in a 55-24 loss at Oklahoma State. Troy is 41-25 in all other games during that time.

● **Turnovers, Part II:** On the other side, Troy has a 24-4-1 record in games in which the Trojans did not commit a turnover. That was the case in the Trojans 33-23 victory over FIU and the 45-17 win over North Texas last week.

● **Turnovers, Part III:** The Trojans played consecutive games without throwing an interception for the first time since November of 2004 when Troy went three straight games without a pick. It is the first time Troy has gone consecutive games without a turnover since late in the 1993 season, a stretch of 178 games. That year the Trojans played consecutive turnoverless games against Stephen F. Austin and McNeese State in the first round and quarterfinals of the Division I-AA playoffs.

● **Turnovers, Part IV:** In their 45-7 victory over North Texas in 2007, the Trojans committed seven turnovers, the most in a game since the move to Division IA in 2001. The Mean Green failed to convert any of the turnovers into points.

● **Turnovers, Part V:** In the Trojans 65-0 victory over Alcorn State in the second game of the season, Troy took turnovers to a new height. The Troy defense forced the Braves into seven turnovers in that game, including six in the second quarter alone. Troy picked off ASU quarterbacks five times in that quarter, three by Sherrod Martin and two by Terence Moore. Even with the seven turnovers, it could have been much worse. Alcorn State fumbled the ball seven times in the game, but regained possession on all but one of those.

● **Turnovers, Part VI:** The Trojans saw their streak of seven quarters without forcing a turnover end on a second quarter kickoff against FAU. The kick by Michael Taylor, into a brisk wind, landed on the head of FAU tight end Rob Housler, was batted back toward the FAU goal line by freshman Daniel Sheffield and recovered by junior Jorrick Calvin at the Owls' 16. Two plays later DuJuan Harris scored on a 16-yard run.

● **Turnovers, Part VII:** Levi Brown had his streak of consecutive passes to open a career snapped at 95, when his fourth quarter pass was picked off by ULM on his 27th pass attempt of the night.

● **Turnovers, Part VIII:** Since joining the ranks of Division I-A (Bowl Championship Subdivision) the Trojans have been among the best in the nation in terms of forcing turnovers. Below is a list of the top 20 schools in terms of turnovers forced over the last seven seasons, entering the 2008 campaign.

2008 TROY TROJANS

PLAYERS OF THE WEEK

Below are the players who are nominated each week for Sun Belt Player of the Week honors. Winners are highlighted in bold.

Offense

Middle Tenn.....	RB DuJuan Harris
Alcorn State	QB Jamie Hampton
Ohio State	QB Jamie Hampton
Oklahoma State	none
Florida Atlantic	QB Jamie Hampton
Fla. International.....	WR Jerrel Jernigan
North Texas	QB Levi Brown
UL Monroe	RB DuJuan Harris
Western Kentucky	QB Levi Brown
LSU.....	
UL Lafayette.....	
Arkansas State	

Defense

Middle Tenn.....	LB Bear Woods
Alcorn State	DB Sherrod Martin
Ohio State	LB Boris Lee
Oklahoma State	none
Florida Atlantic	CB Jorrick Calvin
Fla. International..	DE Cameron Sheffield
North Texas	CB Jorrick Calvin
UL Monroe	DE Cameron Sheffield
Western Kentucky	LB Terence Moore
LSU.....	
UL Lafayette.....	
Arkansas State	

Special Teams

Middle Tenn.....	PK Sam Glusman
Alcorn State	PK Sam Glusman
Ohio State	P Will Goggans
Oklahoma State	none
Florida Atlantic	PK Sam Glusman
Fla. International.....	PK Sam Glusman
North Texas	KR Jorrick Calvin
UL Monroe	KR Jorrick Calvin
Western Kentucky	none
LSU.....	
UL Lafayette.....	
Arkansas State	

2008 TROY UNIVERSITY FOOTBALL

Bowl Subdivision - Turnovers Forced

	2001	2002	2003	2004	2005	2006	2007	2008	Total
Southern Cal	35	36	42	38	38	22	28	21	260
Virginia Tech	34	37	26	32	27	27	31	20	234
Oklahoma	33	36	34	22	23	32	28	24	232
West Virginia	24	34	36	25	31	24	34	15	223
Southern Miss	28	27	33	23	34	25	28	24	222
Boston College	26	32	28	22	18	37	33	26	222
TCU	22	42	27	17	40	26	21	26	221
Oregon State	20	33	30	31	22	33	34	18	221
Washington State	35	25	48	29	19	30	23	11	220
Hawaii	35	27	29	24	21	29	29	21	215
Miami, Fla.	45	24	31	27	28	21	25	13	214
Texas	28	35	29	23	27	32	27	13	214
Wake Forest	22	34	26	20	18	31	35	28	214
Boise State	16	31	31	31	26	31	22	26	214
South Florida	28	36	25	11	30	25	42	13	210
Troy	25	25	35	32	16	25	30	22	210
San Jose State	26	38	21	19	21	30	27	24	206
Florida State	25	32	33	29	23	19	28	15	204
Utah	18	24	29	29	23	28	33	19	203
New Mexico	25	28	29	28	20	25	25	23	203

● **Shutouts:** Troy has been shutout just five times in Larry Blakeney's tenure as head coach, and three of those came during the 2003 season. Troy played 142 games under Blakeney before being shutout for the first time, by Arkansas on Nov. 2, 2002. Prior to that game, the Trojans had not been shutout in 227 games. Troy was last shutout by Nebraska, 56-0, on Sept. 23, 2006.

● **Shutouts, Part II:** Troy's 65-0 shutout of Alcorn State was the 15th in Coach Larry Blakeney's tenure as head coach. It marked the second shutout in the last seven games for the Trojans, who posted a 27-0 victory at Arkansas State last year. Overall, it was the 127th shutout victory in school history.

● **Numbers:** Several Trojans underwent number changes during the offseason this year. Those changes include: WR Jerrel Jernigan (82 to 3), DB Trevor Ford (12 to 5), DB Chris Bowens (37 to 13), LB Carvel Jones (53 to 52), WR Kennard Burton (88 to 9), OL Tyler Clark (78 to 58), DL Dion Gales (99 to 98).

● **JUCO Route:** The Troy roster includes 18 players who spent time at junior colleges or prep schools around the country before joining the Troy program. That list includes: Gerald Tate (Dodge City CC), Mykeal Terry (Santa Ana JC), Brandon Lang (Hargrave Military), David McDowell (Butler County CC), Windham Rotunda (College of the Sequoias), Wesley Potter (Snow JC), Tyrell Curtis (Snow JC), Dion Small (Georgia Military), Rashad Roussell (Jones County JC), Kennard Burton (Dodge City CC), Dion Gales (Miss. Gulf Coast CC), Jorrick Calvin (East Central CC), Maurice Greer (Garden City CC), Kedric Manning (Kilgore CC), Daniel Sheffield (Garden City CC), TeBiarus Gill (Jones County JC), Tim Lamb (Hargrave Military Academy), and Mario Addison (North East Miss. CC).

● **Second Step:** In addition to the junior college and prep school transfers, the Trojans also have several players who started at other colleges. That list includes: Trevor Ford (Florida State), Levi Brown (Richmond), B.J. Johnson (West Alabama), Fernandus Edwards (Concordia), Carvel Jones (Mississippi State), Daniel Orr (Cumberland), Marlon Quinn (Mt. San Antonio) and Josh Jarboe (Oklahoma).

● **Around The Nation:** The current Troy roster, which includes 125 players, is very heavily loaded with players from the heart of Trojan country. The roster includes 49 players from Alabama, and 32 from Florida and 29 from Georgia. The other 18 players come from 12 other states around the country: Texas, New Jersey, South Carolina, California, North Carolina, Kansas, Louisiana, Hawaii, Washington, Utah, Tennessee and Kentucky.

MEDIA MARKETS

College football fans around the country may not know where Troy University is, but the Trojans are surrounded by quality media markets. Even though Troy does not have a broadcast television station of its own, the city, and Pike County, do have a variety of viewing options. Five different markets ranked among the top 200 in the nation feed programming into Troy, giving the Trojans an opportunity to reach more than 1.2 million "local" viewers. That translates into 1.1 percent of all television households in the United States. Here is a look at Troy's television markets and the combined potential viewership of those markets.

Rank	Market	TV Households
59	Mobile/Pensacola	524,200
117	Montgomery/Selma	241,130
128	Columbus	207,180
156	Panama City	140,790
172	Dothan	99,410
22	Combined	1,212,710

Information obtained from A.C. Nielsen.

TUNING IN THE TROJANS

The Troy/ISP Radio Network makes broadcasts of Trojan football available throughout south Alabama and the surrounding area. Here is a list of stations where the Trojans will be available.

Station	Frequency	City
WAPI-AM	1070	Birmingham, AL
WOOF-AM	560	Dothan, AL
WVVL-FM	101.1	Enterprise, AL
WHEP-AM	1310	Foley, AL
WQKS-FM	96.1	Montgomery, AL
WOPP-AM	1290	Opp, AL
WDAK-AM	540	Phenix City, AL
WHBB-AM	1490	Selma, AL
WACQ-AM	1130	Tallassee, AL
WTBF-FM	94.7	Troy, AL

All Troy/ISP Sports broadcasts can be heard live through Yahoo! Broadcasts:

www.TroyTrojans.com

Affiliates subject to change.

2008 TROY UNIVERSITY FOOTBALL OFFENSIVE NOTEBOOK

● **Scoring Streak Snapped:** The Troy offense saw its streak of consecutive scoring quarters snapped in the fourth quarter against WKU. The Trojans had scored in 22 straight quarters, dating back to the opening quarter against Oklahoma State. That streak ranks as the third longest in college football this season, behind streaks of 35 quarters for Tulsa and 24 for Nevada, which is the longest active streak. Overall, Troy has scored in 30 of 36 quarters played this season, or 83.3 percent. That total is tied with Houston and ULL for the fifth best in the nation, behind Tulsa (35-36, 97.2%), Nevada (34-36, 94.4%), Missouri (37-40, 92.5%) and USC (31-36, 86.1%).

● **Small Likes His Pancakes Flattened:** Senior offensive tackle Dion Small recording an astounding 12 pancakes against Louisiana-Monroe. He graded out a whopping 97 percent against the Warhawks, playing all 67 snaps and recording only two negative plays throughout the contest.

● **Quite a Half:** Junior quarterback Levi Brown, a transfer from Richmond, completed his first five passes in the game at North Texas in route to a record setting day. Brown completed a school-record 40 passes, on 50 attempts, for 391 yards and two touchdowns. He tied the school record with 35 first half completions, on 42 attempts, but attempted just eight second half throws, completing five. The old record for completions was jointly held by Sim Byrd (vs. Jacksonville State in 1967) and Omar Haugabook (vs. FAU in 2007). Brown's 391 passing yards, while not a school record, are the most ever for a Troy quarterback in head coach Larry Blakeney's 18 seasons, surpassing Brock Nutter's 390-yard effort against Middle Tennessee in 1999. Byrd's mark of 448 yards in that 1967 game against JSU withstood Brown's challenge. In his first two starts for Troy, Brown has completed 58-of-78 pass attempts (74.3%) for 644 yards and four touchdowns. More importantly, he has not thrown an interception and the Trojans have not committed a single turnover since he took over. For his efforts in the win over North Texas, Brown earned Sun Belt Conference Offensive Player of the Week honors.

● **Firing Away:** Brown turned in another highly efficient performance, completing 30-of-46 passes against Western Kentucky in leading Troy to a 17-7 homecoming victory. He passed for 298 yards and two touchdowns. Highlights included a 58-yard strike to receiver Andrew Davis on the third play of the game for his eighth scoring strike of the year. He also hit Gerald Tate for a nine-yard TD pass in the second quarter. In four games since taking over as the starter, Brown has completed 69.4 percent of his throws (111-160) for 1,163 yards and nine scores with only two interceptions. He is averaging 290.8 yards per game passing and has posted a 146.49 QB rating. The Trojans are 3-1 with him as the starter and 3-0 when he passes for at least 250 yards.

● **WKU Notebook:** Andrew Davis caught a career long pass on a 58-yard reception for a touchdown on the third play of the game. Davis, a junior, finished with a career-high 101 receiving yards and tied a career-high with five receptions ... Junior tight end Travis Boyd caught his first pass of the season in the second quarter making him the 22nd player to catch a pass this season. The Trojans lead all of college football in number of players to have caught a pass this year ... Gerald Tate's touchdown reception in the second quarter made him the ninth different person to catch a touchdown pass this season for the Trojans ... Sophomore running back DuJuan Harris posted his second straight 100-yard rushing game. Harris had a season-high 23 carries against WKU for 101 yards.

● **Jernigan on the Run:** Sophomore receiver Jerrel Jernigan had his highest single-game rushing performance and the longest rush of his career in the game at Oklahoma State. He attempted just three rushes, but finished with 47 yards, including a career-best 38 yard run to help setup Troy's first touchdown of the game. Jernigan continued to have success rushing the ball at FAU with seven carries for 50 yards. He lined up behind center for direct snaps and took handoffs in the game. Jernigan continued his dynamic play in the win over FIU, gaining 88 yards rushing on 10 carries, 131 yards receiving on five catches, one for an 86-yard touchdown, and complet-

Sun Belt Conference

League Standings

Team	W	L	Pct.	Streak
UL Lafayette	4	0	1.000	W4
Troy	4	1	.800	L1
Fla. International	3	2	.600	W1
Arkansas St.	2	2	.500	L2
Florida Atlantic	2	2	.500	W2
Middle Tenn.	2	3	.400	W1
UL Monroe	2	4	.333	L1
North Texas	0	5	.000	L9

Overall Records

Team	W	L	Pct.	Streak
Troy	6	3	.667	W1
UL Lafayette	5	4	.555	L1
Arkansas St.	4	5	.444	L3
Fla. International	4	5	.444	W1
Florida Atlantic	4	5	.444	W3
Middle Tenn.	3	6	.333	W1
UL Monroe	3	7	.300	L1
North Texas	1	9	.100	L1

Sun Belt Schedule/Results

Saturday, November 8

Middle Tenn. 24, UL Monroe 21
 Troy 17, W. Kentucky 7
 Florida Atlantic 46, North Texas 13
 UTEP 37, UL Lafayette 24
 FIU 22, Arkansas State 21

Saturday, November 15

Middle Tenn. at W. Kentucky, Noon
 UL Monroe at Ole Miss, 1 pm
 UL Lafayette at Florida Atlantic, 3 pm
 Troy at LSU, 7 pm

Saturday, November 22

Fla. Atlantic at Arkansas State, 2 pm
 North Texas at Middle Tenn., 2:30 pm
 UL Lafayette at Troy, 6 pm
 UL Monroe at FIU, 6 pm

Saturday, November 29

Arkansas State at North Texas, 1 pm
 FIU at Florida Atlantic, 3 pm

Wednesday, December 3

Middle Tenn. at UL Lafayette, 6 pm

Saturday, December 6

Arkansas State at Troy, 6 pm
 Western Kentucky at FIU, 6 pm



2008 TROY UNIVERSITY FOOTBALL

ing his first career pass for a two-yard touchdown. He would have scored a rushing touchdown as well, but his 60-yard run for an apparent score in the fourth quarter was shortened to 35 yards by a downfield holding penalty on one of the other Troy receivers. His 10 rushing attempts all came as he lined up at quarterback. Jernigan did not have a rush attempt in the Trojans' win at North Texas.

● **Jernigan Sets Career High:** Even though he did not play in the second half, Jernigan posted his second straight 100-yard receiving game, totaling 123 yards on a career-high nine receptions in the first half against the Mean Green. Jernigan leads the Trojans this year with 48 receptions for 578 yards and five scores.

● **Joining the Crowd:** Senior running back Xavier Moreland, junior quarterback Tanner Jones, and senior offensive lineman Wesley Potter, recorded their first receptions of the season in the game at North Texas. The addition of that trio gives Troy a total of 21 players with receptions this year, the most by any team in the country. Moreland made his first catch on a traditional screen pass, but Jones made his on a throw-back from receiver Jonathan Chandler on the first play of the second half and took it 48 yards to the Mean Green one. Unfortunately, Jones suffered a knee injury on the play and will likely be lost for the rest of the season. Potter, starting at left guard for the second time this season, was credited with a reception on the first play of Troy's second possession of the game on a ball that was deflected at the line of scrimmage. The play went for a two-yard loss.

● **Spreading the Wealth:** The Troy offense made it difficult on opposing defenses to key on any one receiver by spreading the ball around to several last season. At least 10 different receivers recorded one or more reception in each of the first five games last year, and nine of 12 games last season. Overall, 20 different Trojans recorded at least one reception last year, and 15 of those players return for the 2008 season. In addition, 13 different Trojans recorded touchdown receptions last season, and 10 of those players return this year. In terms of both number of players with catches and number of players with touchdown catches, the Trojans lead all of the Bowl Championship Subdivision in 2007. So far this year the Trojans have completed passes to at least 10 receivers in a game four times.

● **Returning to his Roots:** Sophomore receiver Jonathan Chandler completed his first pass since the opening game of the 2006 season on the first play of the second half. The former quarterback threw to Tanner Jones on a throw-back play for a 48-yard gain to start the second half. Ironically, because Jones was injured on the play, Chandler will likely get more time at quarterback to prepare for an emergency role at the position for the rest of the season.

● **Third Down Woes:** Troy snapped a streak of 15 consecutive failed third down conversions on the second drive of the game against North Texas. The streak went back to the third quarter against FAU and included an 0-for-11 against FIU. The Trojans finished the game against North Texas 4-of-12 on third down conversions and has converted just 27 percent of their third down chances this year.

● **Getting a Fast Start:** For the second consecutive week, the Trojans scored on their first two drives. Against North Texas, Troy scored on four of its first five possessions, including the first three, with only a missed field goal preventing a 5-for-5 start. Overall, the Trojans scored on six of their first eight possessions against the Mean Green.

● **New Quarterbacks:** With sophomore Jamie Hampton out for the season, junior quarterback Levi Brown made his first career start in the win over FIU and completed his first pass to Jerrel Jernigan for nine yards. He hit on his first four passes in the game and finished the game 18-of-28 for 253 yards and two touchdowns. Brown was one of three players to take snaps at quarterback in the game. He was joined by Jernigan and freshman Dantavious Parker, who made the first appearance of his career and rushed for five yards on four carries. Parker, who had expected to redshirt this year, rushed for his first career touchdown on a one-yard plunge in the fourth quarter. He did not attempt a pass. Here is a look at how other Troy quarterbacks have fared in their first career starts under coach Larry Blakeney.

Preseason Sun Belt Poll

As voted on by the league's eight head coaches.

First place votes in parentheses.

School	Points
1. Florida Atlantic (6)	62
2. Troy (1)	51
3. Louisiana-Monroe (1)	46
4. Arkansas State	39
5. Middle Tennessee	32
6. Louisiana-Lafayette	26
7. North Texas	19
8. Florida International	13

Preseason All-Sun Belt Team

As voted on by the league's eight head coaches and selected media members.

Offense

QB Rusty Smith	FAU	Jr.
RB Reggie Arnold	ASU	Jr.
RB: Tyrell Fenroy	ULL	Sr.
WR Cortez Gent	FAU	Jr.
WR Casey Fitzgerald	NT	Sr.
TE David Johnson	ASU	Sr.
TE Zeek Zacharie	ULM	Sr.
OL Matt Mandich	ASU	Sr.
OL Nick Paris	FAU	Sr.
OL Chris Fisher	ULL	Jr.
OL Kelvin Drake	NT	Jr.
OL Dion Small	Troy	Sr.

Defense

DL Alex Carrington	ASU	Jr.
DL Robert St. Clair	FAU	Sr.
DL Jervonte Jackson	FAU	Sr.
DL Kenny Mainor	Troy	Sr.
LB Ben Owens	ASU	Sr.
LB Frantz Joseph	FAU	Sr.
LB Boris Lee	Troy	Jr.
DB Tavious Polo	FAU	So.
DB Corey Small	FAU	Sr.
DB Greg James	ULM	Jr.
DB Alex Suber	MT	Sr.
DB Sherrod Martin	Troy	Sr.
DB Tavares Williams	Troy	Sr.

Special Teams

P Scott Love	ULM	Jr.
PK Drew Edmiston	ULL	Sr.
RS Desmond Gee	MT	Jr.

Preseason Offensive Player of the Year
Rusty Smith (FAU, Jr., Quarterback)

Preseason Defensive Player of the Year
Frantz Joseph (FAU, Sr., Linebacker)

2008 TROY UNIVERSITY FOOTBALL

First Career Starts Under Coach Larry Blakeney

Player	Opponent	Result	Date	Att-Comp-Int	Yards	TD	Rush	Yards	TD
Levi Brown	FIU	W, 33-23	10/18/08	28-18-0	253	2	7	0	0
Jamie Hampton	Georgia*	L, 44-34	11/3/07	2-1-0	5	1	0	0	0
Omar Haugabook	Alabama St.	W, 38-0			9/2/06	32-20-1	171	4	
10	26	0							
Julian Foster	FIU	W, 18-13	10/20/05	19-12-1	150	1	13	-2	0
Carl Meadows	Cal Poly	W, 27-10	9/3/05	31-14-1	213	1	10	-66	0
D.T. McDowell	at LSU	L, 24-20	10/23/04	14-7-0	60	1	14	-10	0
Aaron Leak	at UAB	W, 20-9	9/13/03	18-11-2	131	0	13	81	1
Hansell Bearden	at Nebraska	L, 31-16	8/31/02	26-9-2	153	0	9	61	0
Brock Nutter	Alabama St.	W, 26-0	9/5/98	14-8-0	203	2	9	14	0
Mareno Philyaw	Sam Houston St.	W, 13-10	10/11/97	11-2-1	26	0	21	112	1
Adam Russell	Alcorn State	W, 30-0	8/30/97	24-9-1	75	0			
Stan Davis	at Alcorn State	W, 61-7	8/31/96	12-9-0	147	2			
Jeremy Rowell	at Connecticut	W, 31-21	9/10/94	19-10-2	103	0	15	34	1
Kelvin Simmons	Northwestern St.	W, 38-19	9/12/92	18-13-0	181	2	14	86	3
Brad Stevens	Nicholls State	L, 25-17	9/21/91	28-13-2	144	1	4	7	1

* Played first snap before being replaced by Haugabook.

● **Bombs Away:** Junior Levi Brown hooked up with Jernigan on a career-long touchdown pass for both players. The 86-yard touchdown play in the first quarter against FIU was the longest completion for Troy since October 20, 2001 when Brock Nutter connected with Heyward Skipper for a 90-yard touchdown against Cal State Northridge. It was also the longest play for Troy since moving to the spread offense, surpassing a 70-yard reception by Toris Rutledge from Omar Haugabook against Florida Atlantic in 2006.

● **Miscommunication:** Troy gave up its first safety of 2008 and its first since November 18, 2006, against Arkansas State, in the win over FIU. The safety was the result of a miscommunication between junior center Steven Adams and junior quarterback Levi Brown, who were both starting at that position for the first time. Adams' snap went right past Brown and through the end zone at the 7:03 mark of the first quarter. The safety was also the first points surrendered at home by the Trojans this year.

● **Miscommunication, Part II:** Troy gave up its second safety of the season when a Steven Adams snap was mishandled again in the Trojan endzone, leading to a first quarter safety by ULM.

● **Red Zone Success:** The Trojans improved to 33-for-36 (91.7 percent) in the red zone this season by scoring on two of three possessions against ULM. Troy failed to score in the red zone for the first time this year in the win over FAU when, after reaching the Owls 19 on the final possession of the game, the Trojans allowed the game clock to expire for a 30-17 victory. Troy ranks third in the nation in Red Zone offense efficiency.

● **Consecutive Scores:** With DuJuan Harris' 16-yard touchdown run in the second quarter against FAU, the Trojans scored on three consecutive drives for the first time since the Alcorn State game. In that contest, Troy scored on three consecutive drives on three occasions.

● **Short Drives:** The Trojans have started two drives from the opponent's 4-yard line this season. Both drives (Middle Tennessee and Florida Atlantic) resulted in touchdown runs by Jamie Hampton. The only difference in the touchdowns, against MTSU Hampton went right for four yards and against FAU he went left for one yard. Troy ranks among the best in the nation this year in both TD drives in less than two minutes (13) and TD drives of five plays or less (11).

● **Unusual Formation:** The Trojans ran a receiver hand off to Jerrell Jernigan in the first quarter of the Ohio State game with an unbalanced line to the left. There were three offensive linemen to the left of the center. Unfortunately, the play was flagged because there were only six Trojans on the line of scrimmage, meaning a receiver who should have been on failed to lineup properly.

● **Getting Off To A Fast Start:** In his first collegiate start for the Trojans, sophomore running back DuJuan Harris turned in his first career 100-yard rushing performance,

AP TOP 25 POLL

Team	Record	Pts	LWk
1. Alabama (44)	(10-0)	1604	1
2. Texas Tech (21)	(10-0)	1574	2
3. Florida	(8-1)	1467	4
4. Texas	(9-1)	1437	5
5. Oklahoma	(9-1)	1375	6
6. USC	(8-1)	1311	7
7. Penn St.	(9-1)	1161	3
8. Utah	(10-0)	1157	10
9. Boise St.	(9-0)	1110	9
10. Ohio St.	(8-2)	1009	12
11. Oklahoma St.	(8-2)	963	8
12. Missouri	(8-2)	913	13
13. Georgia	(8-2)	880	14
14. Ball St.	(9-0)	677	16
15. TCU	(9-2)	623	11
16. BYU	(9-1)	602	17
17. North Carolina	(7-2)	597	19
18. Michigan St.	(9-2)	584	18
19. LSU	(6-3)	552	15
20. Florida St.	(7-2)	380	24
21. Pittsburgh	(7-2)	318	25
22. Cincinnati	(7-2)	269	NR
23. Oregon St.	(6-3)	124	NR
24. South Carolina	(7-3)	117	NR
25. Tulsa	(8-1)	84	NR

Others Receiving Votes:

California 73, Virginia Tech 44, Air Force 40, Georgia Tech 29, Arizona 7, W. Michigan 6, Oregon 6, West Virginia 5, Miami (FL) 5, Iowa 5, Cent. Michigan 5, Northwestern 3, Boston College 3, Maryland 3, Wake Forest 1, Kansas 1, South Florida 1

BCS POLL

Team	Pts	LWk
1. Alabama	.9800	1
2. Texas Tech	.9700	2
3. Texas	.8800	4
4. Florida	.8600	5
5. Oklahoma	.8400	6
6. USC	.7900	7
7. Utah	.7700	8
8. Penn State	.6800	3
8. Boise State	.6800	10
10. Georgia	.6200	13
11. Ohio State	.5900	11
12. Missouri	.5600	14
13. Oklahoma State	.5300	9
14. Ball State	.4200	17
15. Michigan State	.3900	18
16. North Carolina	.3800	19
17. BYU	.3700	15
18. TCU	.3500	12
19. Florida State	.2600	22
20. LSU	.2400	16

2008 TROY UNIVERSITY FOOTBALL

carrying the ball 19 times for 148 yards and two touchdowns in leading Troy to a 31-17 victory over Middle Tennessee. Harris opened with his first career TD reception, a 5-yard catch from fellow sophomore Jamie Hampton, in the second quarter to give Troy a 14-3 lead. He added a 33-yard TD run in the third quarter and then sealed the victory with a 13-yard scoring run in 2:32 left in the game. He also had one kickoff return for seven yards.

● **Posting Big Numbers:** A trio of Troy quarterbacks combined to connect on 37-of-57 passing attempts for 421 yards in the win over Alcorn State. The completions and attempts both set school single-game records while the passing yardage total fell 13 yards shy of the mark.

● **A Record-Setting Day:** Troy rolled to a school record 736 yards of total offense in the game. The Trojans had 421 passing yards and 315 rushing yards against Alcorn State. The old school record for total offense in a game was 640 yards, which was also set against Alcorn State, in 1993. Troy ran a total of 107 offensive plays in the game, which far surpassed the school record of 97 set last year against Oklahoma State.

● **A Target Rich Environment:** A total of 16 different players recorded receptions for the Trojans during the win over Alcorn State. For five of those players – Fernandus Edwards, Matt Stidham, Willie McDowell, Jonathan Chandler and Chip Reeves – it was the first reception of the Troy careers. The only one of that bunch who was unhappy about his first catch was Chandler. The former quarterback, who moved to receiver in the spring, had a chance for an earlier reception in the game, but dropped a sure touchdown pass from sophomore Tanner Jones late in the third quarter. So far this season the Trojans have had 21 different players catch at least one pass, including 10 in the win over FIU and 12 in the win at North Texas.

● **Running Wild:** While three different receivers had touchdown catches in the game against Alcorn State, four different runners found the end zone on the ground. In addition to starters Jamie Hampton and DuJuan Harris, the Trojans also got first career touchdown runs from juniors Maurice Greer and Fernandus Edwards. Greer, a former Mr. Football in Colorado who is coming back from cancer, led the Trojans with 113 rushing yards, on only nine carries, and scored on a 60-yard run in the second quarter. Edwards is a walk-on from Enterprise, Ala., who had 79 yards on 12 carries and scored on a 35-yard run late in the third quarter.

● **Getting It Rolling:** This year, after many seasons of first quarter struggles, the Trojans have outscored opponents 59-36 in the opening quarter of games. After that, Troy really kicks into gear. The Troy offense normally shines in the second and third quarters. So far this season, Troy has outscored its opponents 142-59 over the middle half of games, despite being outscored 31-17 by Oklahoma State. In 2007, Troy outscored its opponents 215-152 through the second and third quarters. The only quarter when the Trojans have been outscored this year is the fourth, when opponents hold a 62-37 advantage.

● **First of 2008, Getting Back on the Board:** Andrew Davis' touchdown reception against ULM last Saturday was his first touchdown reception since the FAU game of 2007. With that touchdown reception, Davis became the eighth different receiver to record a touchdown reception this season.

● **Missing Man Formation:** With Jerrel Jernigan out of the lineup against ULM on Saturday, Levi Brown had to rely on other receivers to make contributions. A trio of receivers combined for 11 receptions and put their names at the top of the list to replace Jernigan while he is out. Andrew Davis caught five passes for 45 yards and a touchdown, Patrick Cherry caught three for 24 yards and Justin Bray caught three for 16 total yards.

● **Wrestle-Mania:** Junior offensive lineman Windham Rotunda's name may sound familiar to fans of professional wrestling. His father is former WWE tag-team champion Mike Rotunda and his uncles are former WWE stars Barry and Kendall Windham. Rotunda is also the grandson of wrestling Hall of Famer Blackjack Mulligan.

● **Former TV Star:** Junior receiver Cornelius Williams was a TV star before ever arriving on the Troy University campus. Williams was a star receiver at Hoover High

USA TODAY RANKING

Team	Record	Pts	LWk
1. Alabama (44)	(10-0)	1508	1
2. Texas Tech (17)	(10-0)	1469	3
3. Florida	(8-1)	1348	5
4. Oklahoma	(9-1)	1314	4
5. Texas	(9-1)	1300	7
6. USC	(8-1)	1268	6
7. Utah	(10-0)	1104	9
8. Penn St.	(9-1)	1074	2
9. Boise St.	(9-0)	1028	10
10. Ohio St.	(8-2)	936	12
11. Missouri	(8-2)	883	13
12. Georgia	(8-2)	842	14
13. Oklahoma St.	(8-2)	808	8
14. BYU	(9-1)	679	16
15. Michigan St.	(9-2)	660	17
16. Ball St.	(9-0)	590	18
17. North Carolina	(7-2)	543	19
18. TCU	(9-2)	475	11
19. Florida St.	(7-2)	426	24
20. LSU	(6-3)	409	15
21. Pittsburgh	(7-2)	311	NR
22. Cincinnati	(7-2)	183	NR
23. South Carolina	(7-3)	155	NR
24. Tulsa	(8-1)	144	NR
25. Oregon St.	(6-3)	71	NR

Others Receiving Votes:

California 50, Oregon 49, Georgia Tech 38, Virginia Tech 34, Air Force 25, Wake Forest 13, Northwestern 13, Kansas 11, Arizona 11, Maryland 9, Minnesota 8, Connecticut 8, Boston College 7, Iowa 6, W. Michigan 5, West Virginia 5, Miami (FL) 5

RANKED FOES

The Trojans have faced a nationally-ranked opponent 15 times since moving to Division I-A in 2001. That list will grow this year with LSU still on the slate. Troy is 1-14 all-time against nationally ranked (Division I) opponents, with the 2004 win over Missouri the only victory. The average score of the 15 games has been 37.5-15.3. Here is a list of Troy's games against ranked opponents since 2001.

Year	Opponent	Rank	Result
2001	Nebraska	4	L, 42-14
2001	Miami	1	L, 38-7
2001	Maryland	15	L, 47-14
2002	Nebraska	9	L, 31-16
2002	Iowa State	21	L, 42-12
2003	Kansas State	7	L, 41-5
2004	Missouri	17	W, 24-14
2004	LSU	17	L, 24-20
2006	Florida State	9	L, 24-17
2006	Nebraska	23	L, 56-0
2007	Arkansas	21	L, 46-26
2007	Florida	4	L, 59-31
2007	Georgia	10	L, 44-34
2008	Ohio State	13	L, 28-10

2008 TROY UNIVERSITY FOOTBALL

School during the first season of the MTV reality show "Two-A-Days". Since arriving on the Troy campus the soft-spoken Williams as kept a low profile, but his star will be on the rise this year as he looks to be one of Troy's top offensive threats. Even though Williams is quiet by nature, he has taken on a leadership role since arriving at Troy. He currently serves as vice-president of the Student-Athlete Advisory Committee (SAAC) and will move into the role of president for his senior year. To help prepare for his leadership role, Williams attended a leadership conference in Orlando, Fla., over the summer.

● **Overcoming Adversity:** Junior running back Maurice Greer has received a lot of attention since arriving on the Troy campus. Even though the native of Denver, Colo., has not yet carried the ball a single time for the Trojans, the fact that he is able even to play football is amazing. The former Mr. Football in the state of Colorado attended Garden City Community College in Kansas and it was while there, after his freshman season, that he was diagnosed with testicular cancer. After missing a season for surgery and treatment, Greer returned to the field last year, but had to battle to get back into shape after ballooning to 260 pounds during chemotherapy and radiation treatments. He arrived at Troy at 225 pounds, and hopes to get down to 215 this season, which was his pre-cancer weight.

● **Taking Advantage:** While some might consider it a miracle that Greer is on the Troy campus as a football player, sophomore running back DuJuan Harris is also happy to be a Trojan. Coming out of high school Harris, who is known as "Foxy" by his teammates, did not receive a single football scholarship offer throughout much of the recruiting process. Harris visited Florida A&M and reluctantly gave a verbal commitment to play there, but continued to send out film to Division I programs. That film caught the eye of the Troy coaches, who made an offer and Harris jumped at the chance. The Brooksville, Fla., native saw plenty of playing time last year as a true freshman and will open this season as Troy's primary backfield threat.

● **New Arrival:** The Troy football program welcomed a new player in mid-August when freshman receiver Josh Jarboe enrolled in school. Last winter Jarboe, a native of Decatur, Ga., was the subject of an intense recruiting battle between Georgia, Florida, LSU and Oklahoma. Jarboe announced his intention to attend OU live on ESPN during the U.S. Army All-Star game. Jarboe was ranked as one of the top 10 high school players in the entire country by ESPN and Rivals.com but wound up without a school after some off-field issues over the summer. He arrived at Troy on August 12 and started enrolled in classes the next day. Because he took summer classes at Oklahoma, Jarboe is considered as a Division I transfer, and will sit out this season as a redshirt.

● **Another Star In The Making:** Two years ago it was Cornelius Williams who created buzz as a freshman receiver for the Trojans. Last year it was Jerrel Jernigan who set the Troy camp on fire. This year, that role has belonged to Chip Reeves. The Stone Mountain, Georgia, native has been eye-catching since the start of training camp and is continuing to push his way up the depth chart to challenge for a starting spot. He certainly has worked his way into the primary receiver rotation with Williams, Jernigan and other older receivers. Last year, Troy had 20 different players record receptions and 15 of those players return this year, giving Troy perhaps the deepest corps of receivers in all of college football.

● **Experience Up Front:** The Trojans return perhaps one of the most experienced of offensive line groups in all of college football. Troy had six players returning who have started games on the offensive line along with four other juniors and two seniors, all of whom have been in the Troy program for at least one year. With all of the veteran players available on the line, there has been some competition for starting positions. Senior Wesley Potter, who started all 12 games last year at right guard, is facing a stiff challenge from senior Steven Merkel and junior Steven Adams. At the other guard spot, sophomore Tyler Clark appears to have held off a challenge from senior Will Chambliss, as well as Adams, who backs up both guard spots as well as the center position. Clark started the final five games last year after taking the position from

TROY BY THE NUMBERS

2 - Home games for the Trojans out of the first eight games of the 2008 season.

3 - Active coaches in Division IA who have been at their current position longer than Troy's Larry Blakeney. Those three are Penn State's Joe Paterno (43), Florida State's Bobby Bowden (33) and Virginia Tech's Frank Beamer (22).

4 - Times Troy will have played the defending national champion in the last five years when they face LSU.

5 - Number of Trojans on the preseason All-Sun Belt Conference team.

11 - Former Trojans who were in NFL training camps this year. They were:
 Gary Banks - San Diego
 Chris Bradwell - Tampa Bay
 Brannon Condren - St. Louis
 Elbert Mack - Tampa Bay
 Alfred Malone - Green Bay
 Leodis McKelvin - Buffalo
 Marcus Pittman - New Orleans
 Marcus Richardson - Indianapolis
 Lawrence Tynes - New York Giants
 Osi Umenyiora - New York Giants
 DeMarcus Ware - Dallas

15 - Ranked opponents Troy has faced since moving to Division I.

18 - Consecutive home openers won by the Trojans.

19 - Conference titles won in the history of Troy football.

32 - Members of the Troy team who hail from the state of Florida, the most Floridians on any team outside of the Sunshine State.

34 - Jersey number worn by freshman defensive back KeJuan Phillips. It is the same number formerly worn by first round draft pick Leodis McKelvin. Both Phillips and McKelvin played at Ware County High School in Waycross, Ga.

35 - The number of completed passes by Levi Brown in the first half against North Texas, tying the Troy single-game record. He finished the game with 40 to set a new school mark.

40 - Years since Troy won its first of three football national championships. The 1968 team won the NAIA national title.

42 - Consecutive starts at Troy for tackle Chris Jamison, the longest such streak on the team.

100 - Seasons of Troy football.

210 - Turnovers forced by the Troy defense since 2001, the 15th best total in all of college football.

214 - Games coached at Troy by Larry Blakeney.

2008 TROY UNIVERSITY FOOTBALL

Chambliss, who started the first seven games. The Alabaster native has added 25 pounds to his frame from when he arrived at Troy last August as an invited walk-on.

● **Trio of Veterans:** While the battle has been ongoing for the starting jobs at guard, the two tackle spots, as well as the starting center job, have been secure. Senior Dion Small, from Americus, Ga., returns as the starter at right tackle. He has been named to the preseason Rotary Lombardi Award watch list and was a preseason All-Sun Belt selection. On the other side, three-year starter Chris Jamison, a Columbus, Ga., native, returns for his senior season. Jamison has started 35 consecutive games on the line for Troy. The center position is once again manned by junior Danny Franks. The Bartow, Fla., native, has been named to the preseason Rimington Award watch list.

● **Giving Back:** While senior Will Chambliss has been involved in a battle for playing time on the field, he has used his time off the field to do good things in the community. The Catula, Ga., native has already received his degree and, instead of taking classes over the summer, he spent time working with a church group in Union Springs, mentoring young people. Chambliss, who has plans to attend seminary school after his playing days end, also attended a Souled Out conference in California.

● **Media Man:** Chambliss is not the only Troy offensive lineman who spent his summer doing non-football activities. Redshirt freshman Micah Grimes, a native of Fort Meade, Fla., spent his summer as an intern at WSFA-TV in Montgomery, working with sports director Jeff Shearer. Grimes, who serves as a regular blog contributor on the Troy University athletics web site, www.TroyTrojans.com, also serves as a sports anchor for the University's student newscast on Trojanvision News. Grimes has a sense of humor about his blogging effort, which has included regular mention of a home-grown Heisman campaign for fellow offensive lineman Wesley Potter. In addition to his extra-curricular media duties, Grimes also spends time away from the field playing the piano and guitar.

● **Guitar Heroes:** The other Troy offensive linemen also spent a lot of their down time playing guitar over the summer, but not in the traditional sense. Many afternoons during the summer, a group of the line players could be found almost any afternoon in the living room of Will Chambliss' house, playing Guitar Hero. Apparently, Steven Merkel is the best at the game among the offensive linemen.

● **Travel Overseas:** While Chambliss spent his time this summer working with area youths, junior receiver Zack Marcum went a little further to spread the word of his faith. The London, Ky., native spent time in Belo Horizonte, Brazil, on a church mission trip. Marcum also had an experience in high school that few can say they have had. His prep basketball team won a Kentucky state title during his junior season. Kentucky, like Indiana, crowns just one state champion in hoops each year, with the championship game annually played in front of more than 20,000 fans at Rupp Arena in Lexington.

TOP PASSING PERFORMANCES

During Coach Larry Blakeney's career he has had a quarterback throw for at least 250 yards in a game 28 times. Omar Haugabook hit that mark nine times, surpassing Brock Nutter, who was responsible for six of those games. The Trojans are 22-6 under Blakeney when a single player passes for at least 250 yards. Below is a list of the top passing games for the Trojans since Blakeney became head coach in 1991.

Name	Opponent	Date	Att	Comp	Int	Yards	TD	Result
Levi Brown	at North Texas	10/25/08	50	40	0	391	2	W, 45-17
Brock Nutter	Middle Tennessee	10/2/99	29	20	0	390	3	W, 48-31
Kelvin Simmons	at McNeese State	12/4/93	32	22	0	372	3	W, 35-28
Omar Haugabook	Oklahoma State	9/14/07	48	33	1	371	1	W, 41-23
Brock Nutter	Cal State-Northridge	10/20/01	36	21	0	344	3	W, 44-31
Brock Nutter	at Appalachian State	9/16/00	26	16	0	332	2	W, 34-30
Kelvin Simmons	Alcorn State	11/13/93	38	28	1	330	5	W, 63-21
Omar Haugabook	at Florida Atlantic	11/11/06	29	20	1	325	3	W, 24-17
Jamie Hampton	Alcorn State	9/13/08	37	26	2	323	4	W, 65-0

BLAKENEY NOTEBOOK

● Has 29-6 all-time record against in-state opponents ... He coached his 200th game as head coach at Troy in 2007 against North Texas ... Blakeney has been to 11 bowl games as a coach and went to two as a player ... Blakeney is one of just two coaches to have led a program from Division II to Division I-AA to Division I-A ... Blakeney ranks fifth on the list of Division IA coaches in terms of wins at his current school. Here is a list of the current active coaches with at least 100 wins at his school.

Coach	School	Record	Years
Joe Paterno	Penn St.	380-126-3	43
Bobby Bowden	Florida St.	307-89-4	33
Frank Beamer	Va. Tech	173-87-2	22
Phil Fulmer	Tennessee	150-52	17
Larry Blakeney	Troy	142-71-1	18

● Success in home games has been the rule, rather than the exception, and home openers are no exception. In Coach Larry Blakeney's 18 seasons, the Trojans are a perfect 18-0 in home openers. Overall, the Trojans have won 22 consecutive home openers and own a 63-23-2 record in home openers.

● Larry Blakeney is in his 18th season at Troy in 2008, which ranks him fourth among active head coaches in the NCAA Bowl Subdivision for the longest tenure at their current school. The only coaches ahead of Blakeney are Penn State's Joe Paterno (43rd year), Florida State's Bobby Bowden (33rd year) and Virginia Tech's Frank Beamer (22nd year).

● Trojans Head Coach Larry Blakeney is already the all-time winningest coach in Troy history and the longest-serving head coach in his 18th season. He reached the 100-win plateau in 2002 and coached in his 200th game with Troy on Oct. 20, 2007, when the Trojans defeated North Texas 45-7 at Movie Gallery Stadium.

● In his career at all levels, including high school and as an assistant coach at Auburn, Blakeney has coached in 452 total contests, posting a combined record of 303-142-7, for a .670 winning percentage.

● Blakeney has moved into fourth place all-time among college coaches in the state of Alabama with his 142 victories. Blakeney passed Alabama legend Frank Thomas for fourth on the all-time state list with the win over Cal Poly in 2005. He now stands 34 wins behind his mentor, Ralph "Shug" Jordan, for third on the state list. Jordan posted a 176-83-6 record in 25 years as head coach at Auburn.

2008 TROY UNIVERSITY FOOTBALL

Jeremy Rowell	at Western Kentucky	10/29/94	33	21	0	315	3	W, 38-16
Omar Haugabook	at Georgia	11/3/07	45	29	2	310	2	L, 44-34
Kelvin Simmons	Western Kentucky	11/6/93	32	18	0	307	2	W, 31-24
Jeremy Rowell	at Northwestern St.	10/1/94	40	22	2	299	0	L, 24-20
Levi Brown	Western Kentucky	11/8/08	46	30	1	298	2	W, 17-7
Omar Haugabook	at UL Lafayette	9/22/07	43	30	1	297	2	W, 48-31
Brock Nutter	Alabama State	9/16/00	34	20	0	292	4	W, 62-19
Omar Haugabook	UL-Monroe	9/29/07	49	29	2	288	2	W, 24-7
Omar Haugabook	North Texas	10/20/07	37	25	4	287	3	W, 45-7
Omar Haugabook	at Florida	9/8/07	52	29	1	283	2	L, 59-31
Julian Foster	Florida Atlantic	11/5/05	27	17	0	271	3	W, 28-14
Kelvin Simmons	Liberty	10/9/93	20	13	0	269	1	W, 35-13
Brock Nutter	UL-Monroe	11/10/01	31	21	0	268	2	W, 44-12
Omar Haugabook	Arkansas State	11/18/06	30	19	2	267	1	L, 33-26
Omar Haugabook	Florida Atlantic	12/1/07	47	35	0	265	2	L, 38-32
Stan Davis	Alabama State	10/5/96	29	15	0	255	1	W, 37-6
Brock Nutter	Jacksonville State	11/17/01	25	17	2	254	1	W, 21-3
Jamie Hampton	at Oklahoma State	9/27/08	45	24	2	253	3	L, 55-24
Levi Brown	FIU	10/18/08	28	18	0	253	2	W, 33-23

DEFENSIVE NOTEBOOK

● **So Close:** Junior defensive end Brandon Lang had his first career interception nullified by a penalty. Lang ranged back toward the sideline on a third and 19 pass attempt from WKU's Brandon Smith, and made a one-handed catch. Unfortunately, the play was negated when Lang's linemate, Cameron Sheffield, was flagged for lining up in the neutral zone.

● **Golden Moment, Second Coming:** Freshman Donnell Golden came up "golden" again against ULM as he intercepted his second pass in as many games. Golden leaped into the air and picked off the pass down the middle of the field, returned it for 12 yards and it led to a Trojans touchdown.

● **Home Sweet Home:** Rashad Roussell returned to his home state of Louisiana against ULM, and in doing so, recorded his first sack of the 2008 season.

● **First Start, First Sack:** Senior DT Maurice Coleman made his first career start against FIU. He finished the game with two sacks (a career-high) and five total tackles. Senior Courtland Fuller, in after Terence Moore was shaken up in the third quarter, also posted his first career sack in the win over FIU.

● **Getting A Chance:** Freshman Donnell Golden, starting at North Texas in place of injured starter Bear Woods, recorded his first career interception in the first quarter and returned it 18 yards. Another freshman linebacker, Xavier Lamb, who played extensively in the second half, finished as the Trojans' leading tackler with 10 total stops and had his first interception late in the game.

● **Another Big Game:** Junior defensive back Jorrick Calvin continues to shine, sparking the Trojans to a victory over North Texas with outstanding play on both defense and special teams. On defense, Calvin had nine tackles, seven solo, including two tackles for loss and an interception in the end zone to thwart a Mean Green scoring chance that he returned 22 yards. On special teams he became the first Trojan not named Leodis McKelvin to return a kick for a touchdown since 2001 when he went 94 yards for a score in the fourth quarter to put the game away after a North Texas field goal. He finished the game with 130 yards on three kickoff returns and had 36 yards on four punt returns, including a season-long 22 yard effort. He finished as the games all-purpose yards leader with 188 despite touching the ball just eight times. For his efforts against North Texas he was named Sun Belt Conference Defensive and Special Teams player of the week.

● **Career Day:** Junior defensive end Brandon Lang had a career day in the Trojans' win at North Texas. Lang had a career-high nine tackles, including 3.5 for losses of 13 yards against the Mean Green. He also forced a fumble and broke up a pass in the game.

COACHING NOTEBOOK

● **Defensive Coordinator Jeremy Rowell:**

Is one of two members of the Troy coaching staff who played for the Trojans ... Rowell played quarterback from 1991-95 ... This is Rowell's fourth season as Defensive Coordinator ... Rowell shared DC duties with Ricky Logo (now at Vanderbilt) in 2005 and Mike Pelton (now at Iowa State) in 2006 before taking sole control in 2007.

● **Linebacker Coach Benjy Parker:** Is in his third season at Troy ... Parker spent the previous five years coaching in the junior college ranks ... This is his first position as a coach at a four-year college ... Parker is the only native Mississippian, player or coach, on the Troy team ... He and his wife, Emily, welcomed the birth of their first child, daughter Mary Hastings, on October 15, 2008.

● **Defensive Tackles Coach Maurea Crain:** Arrived at Troy in December of 2006 and helped the Trojans to a victory in the New Orleans Bowl ... Played collegiately at Iowa for legendary coach Hayden Fry ... Came to Troy from Tyler Junior College in Texas ... Missed the first couple of days of training camp each of the last two years while working with the Arizona Cardinals ... Is the only member of the coaching staff who is single.

● **Defensive Ends Coach Randy Butler:** Although a newcomer to the Troy coaching staff, Butler is certainly no stranger to college football or south Alabama. A native of Hartford, Butler is starting his 30th season as a collegiate coach, most of which has been spent at his alma mater, Southern Mississippi. He is a member of the Southern Miss Athletics Hall of Fame and, over the summer, he was inducted along with Coach Blakeney and Troy men's basketball coach Don Maestri, into the Wiregrass Sports Hall of Fame. In addition to his duties on the field, Butler will serve as recruiting coordinator.

● **Running Backs Coach Chad Scott:** The youngest member of the coaching staff at 27, Scott played for two seasons at Kentucky before finishing his playing career at North Carolina ... He spent the 2006 season as a graduate assistant at his alma mater.

● **Offensive Line Coach John Schlarman:** Came to Troy in May of 2007 and is entering his second season ... Played at Kentucky ... Was a successful high school head coach (27-18) for four years prior to arriving at Troy.

● **Offensive Coordinator Neal Brown:** Is the second youngest member of the Troy coaching staff at 28 and is the youngest coordinator in the Bowl Championship Subdivision of NCAA football ... Played at Kentucky in the same offensive system the Trojans use before finishing

2008 TROY UNIVERSITY FOOTBALL

● **Career Day, Part II:** Junior defensive end Cameron Sheffield had a career day in the Trojans' loss to ULM. Sheffield recorded a career-high 13 total tackles, including 12 solo tackles. He recorded a pair of tackles for loss, a pass break-up and a quarterback hurry in the loss.

● **Big Play Man:** Junior defensive end Cameron Sheffield continues to play well for the Trojans. In the win over FIU, Sheffield turned in a team-high eight tackles, seven solo. He also recorded two sacks, three tackles for loss, forced and recovered a fumble, which led directly to a Troy touchdown and pushed the Trojans' lead from three to 10 points in the third quarter. He led a Troy defense that recorded 11 tackles for loss against the Panthers, including eight sacks. It was Sheffield's third forced fumble of the season. Sheffield recovered a fumble in Troy's win over North Texas last week.

● **Better Start:** For the first time since the Alcorn State game, the Trojans held the opposition out of the end zone as FAU kicked a 34-yard field goal to take a 3-0 lead with 12:08 remaining in the first quarter. The Trojans had surrendered TD drives on the opening possessions of the previous two games.

● **Getting Pressure:** Cameron Sheffield forced his second fumble on the season in the first quarter as Florida Atlantic quarterback, Rusty Smith, scrambled out of the pocket to avoid pressure. Sheffield added a sack of Smith in the third quarter, snuffing out an attempted flea-clicker by the Owls.

● **More Pressure:** Brandon Lang recorded his second sack of the season on Rusty Smith in the first quarter (third drive). The loss was for 14 yards, two yards short of his first sack which was 16 yards at Ohio State. Lang added two more sacks in the win over FIU.

● **Ball Hawks:** Terence Moore recorded his third interception of the season with 9:13 to play in the first half to end a scoring threat for Florida Atlantic, on a third and goal from the five. Boris Lee's interception with 24 seconds remaining in the opening half was his first since the opening drive of the season opener against Middle Tennessee.

● **Blank Quarter:** With the Trojans shutting out the Owls in the third quarter, it is the eighth quarter this season that Troy has shutout their opponent (two at Middle Tennessee, one at Ohio State and four against Alcorn State).

● **Long Day:** The Troy defense surrendered 612 yards of total offense to the Cowboys, marking the first time since allowing 641 yards to Middle Tennessee on Sept. 9, 2001, that a Troy opponent has topped the 600 yard mark. Of those yards, 358 were on the ground as OSU averaged 5.8 yards per carry on 62 attempts. A pair of OSU runners, Kendall Hunter and Keith Toston, both rushed for more than 100 yards, marking the first time since Sept. 23, 2006, that an opponent has done that against Troy. On that day it was Nebraska's Marlon Lucky (156) and Kenny Wilson (106) who pulled the trick.

● **Another Strong Performance:** The linebacking duo of Boris Lee and Bear Woods had another strong performance for the Trojans in the game at Ohio State. The tandem was credited with 15 (5-10) and 12 (7-5) tackles, respectively by the OSU pressbox stat crew. Those numbers were scaled back slightly after Troy coaches graded film, with Lee earning a final tally of 12 tackles (9-3) and Woods scoring with 11 (9-2). All-American James Laurinaitis, the defending Butkus Award winner for OSU, finished the game with 12 tackles as well (4-8).

● **Attack of The "Killer B's":** It was a dream come true kind of performance for the former walk-on quarterback. In his first collegiate start, Woods racked up a game-high 14 tackles, including 10 solo stops, to lead the Troy defense in a 31-17 victory over Middle Tennessee. Woods was credited with two sacks and three tackles for loss. Teaming with fellow junior linebacker Boris Lee (who had 11 tackles, 2.5 for loss and an interception), Woods helped stop Middle Tennessee three times inside the Troy 10 yard line, holding the Blue Raiders to one field goal on those three trips. In addition to his tackles, Boris Lee also recorded his sixth career interception. His pick in the first quarter was returned 18 yards, setting up Jamie Hampton's 4-yard TD run. He now has 107 return yards in his career on interceptions, but has reached the end zone just once.

Best Conference Records

Last 20 Games

Team	Conference	Record
Boise State	WAC	19-1
BYU	Mountain West	19-1
Ohio State	Big Ten	18-2
Central Mich.	Mid-American	18-2
Hawai'i	WAC	17-3
Virginia Tech	ACC	17-3
Houston	CUSA	16-4
Troy	Sun Belt	16-4
USC	Pac 10	16-4
TCU	Mountain West	15-5
West Virginia	Big East	15-5
Oklahoma	Big 12	15-5
LSU	SEC	15-5
Oregon State	Pac 10	15-5
Florida	SEC	15-5
Tulsa	CUSA	15-5
East Carolina	CUSA	14-6
Georgia Tech	ACC	14-6
Rice	CUSA	14-6
Utah	Mountain West	14-6
Wake Forest	ACC	14-6
Boston College	ACC	13-7
Georgia	SEC	13-7
Kansas	Big 12	13-7
San Jose State	WAC	13-7

Consecutive Starts

48	Andrew Hartline, OL, Central Mich. Jason Phillips, LB, TCU Dallas Reynolds, OL, BYU
46	Clint Sintim, LB, Virginia Cody Lubojasky, LB, Houston Kevin Grant, LB, Akron Matt Kroul, DL, Iowa Pat Brown, OL, UCF
45	Kenneth Fontenette, S, Houston Courtney Green, FS, Rutgers Robbie Felix, OL, UTEP Kraig Urbik, OL, Wisconsin Eric Wood, C, Louisville Dainel Holtzclaw, Eastern Michigan
44	Alex Derenthal, OL, Temple Ryan McDonald, OL, Illinois Reshard Langford, S, Vanderbilt Michael Luigs, C, Arkansas
43	Michael Oher, OT, Ole Miss Brandon Pearce, OL, Memphis Mike Mickens, CB, Cincinnati
42	Dan Gerberry, OL, Ball State Chris Jamison, OT, Troy Ryan Stanchek, OL, West Virginia
41	Jervonte Jackson, DL, Florida Atlantic Adam Korby, OL, Idaho
40	DeAndre Wright, CB, New Mexico Rudy Carpenter, QB, Arizona State

2008 TROY UNIVERSITY FOOTBALL

● **Taking A Night Off:** After being credited with a combined 48 tackles off coaches film in the Trojans' season-opening victory over Middle Tennessee, Troy junior line-backers Boris Lee and Bear Woods took on a much lighter work load against Alcorn State. Woods, nursing a bruised foot, did not play and Lee played only through the first quarter and was credited with two tackles and two assists.

● **Getting A Chance To Shine:** After the huge second quarter against Alcorn State, most of Troy's starters took the second half off against the Braves, giving a host of young players a chance to shine. Not surprisingly, redshirt freshman linebacker Xavier Lamb, who backs up Boris Lee, led the Trojans with eight total tacks against ASU. The Tallahassee native showed signs of being a big-play maker in the spring when he had 19 tackles in one scrimmage. Junior Rashad Roussell, who redshirted last year as a JC transfer, and true freshman Daniel Sheffield were behind Lamb with seven and six tackles, respectively, in the game. The younger Troy players didn't get many chances to make plays because Alcorn State only ran 26 offensive plays in the second half while the Troy offense controlled the ball for 18:50 of the game clock.

● **Getting In The Backfield:** Senior Dion Gales recorded the first sack of the season for the Trojans in the opening possession of the game at Middle Tennessee. Troy finished the game with a total of five sacks with Bear Woods (2), Cameron Sheffield and Boris Lee also contributing. The Trojans finished with 14 tackles for loss, surpassing the most Troy had in a game last year, which was 13 against North Texas. Troy also had 13 TFL in a season-opening win at Marshall in 2004.

● **Goal Line Gold:** The Troy defense found its backs to the wall three times in the game at Middle Tennessee, but the Trojans proved they were up the challenge. Three times the Blue Raiders were inside the Troy 10 yard line, but on those three trips, MTSU managed just one score, a first quarter field goal. Middle Tennessee threatened the Troy end zone again in the second quarter but, when faced with a fourth and goal at the Troy three, quarterback Dright Dasher was sacked by Cameron Sheffield, who also forced a fumble. Senior Steve McClendon picked up the fumble and returned it 53 yards to the Middle Tennessee 21. It was his first career fumble recovery. MTSU's third trip deep into Troy territory started at the Trojan 17 after a late third quarter interception. The Raiders drove to the Troy 1 but, again faced with a fourth down and goal, were stuffed short of the goal line by the combination of Bear Woods and Boris Lee, ending the Raiders' scoring chance.

● **Senior Year On Hold:** One player who did not see playing time in the game against Middle Tennessee who was listed as a starter going in was senior linebacker David McDowell. He was held out of the game, and is not expected to play in any games this year, in an effort to redshirt. The Asheville, NC, native will travel to games and will be available in case of emergency, but it is hoped that he can be held for next year. Senior Terence Moore, who is listed as the Trojans' starting nickel back, will now be listed as the Sam linebacker as well.

● **Triple Threat:** The Trojans return a trio of veteran players at defensive end, giving first-year Troy assistant coach Randy Butler a great situation. Senior Kenny Mainor has played in 37 games in his career at Troy and has started 32, which is the most of any player on the Trojan defense. The Brunswick, Ga., native is joined by juniors Brandon Lang and Cameron Sheffield to give Troy a three-headed monster of sorts. With Mainor likely out for the rest of the year, Lang and Sheffield will see their load increase. Sheffield, who started all 12 games as a sophomore last year, has been hampered some during preseason by a broken wrist, an injury he suffered while playing basketball over the summer. The Portal, Ga., native will be available to start the year. Lang is also coming back from injury. The Tucker, Ga., native suffered a torn ACL during Troy's victory over Oklahoma State last year and missed the rest of the season. He thought about trying to return for Troy's final two games last year, but decided against it in order to give himself ample time to heal. The injury cost Lang an opportunity to play against his home state Georgia Bulldogs, which was particularly tough because Lang originally signed with Georgia out of high school.

● **Talented Youngsters:** With the three veteran players returning at defensive end,

2008 TROY UNIVERSITY FOOTBALL

Freshman Participation

Team	Fr.	RS-Fr.	Total
Florida State	22	9	31
Georgia	12	12	24
Eastern Michigan	11	13	24
SMU	15	8	23
Virginia Tech	9	14	23
Alabama	15	6	21
Toledo	15	6	21
Minnesota	14	7	21
Colorado	7	13	20
Colorado State	5	15	20
UCLA	11	8	19
Arizona State	10	9	19
Mississippi State	7	12	19
Utah State	5	14	19
Auburn	12	6	18
USC	9	9	18
Baylor	5	13	18
UAB	11	6	17
Texas A&M	7	10	17
Idaho	11	5	16
Iowa State	11	5	16
North Texas	11	5	16
San Jose St.	10	5	15
Central Michigan	10	5	15
Arizona	9	6	15
N.C. State	5	10	15
Virginia	4	11	15
Troy	5	9	14
Wake Forest	3	11	14
Notre Dame	9	5	14
UTEP	8	6	14
Wyoming	2	12	14

Number of Players with Reception in 2008

1. Troy	22
2. Tulane	18
3. Georgia	17
Idaho	17
Indiana	17
Kent State	17
Kentucky	17
ULL	17
Miami	17
Northern Illinois	17
Oklahoma	17
12. South Florida	16
Iowa	16
Nebraska	16
15. Arizona	15
Arizona State	15

it may be tough for a couple of first-year players to get on the field this fall, even though both have been impressive in preseason practice. Junior Mario Addison, a native of Tarrant, Ala., who played at Northeast Mississippi CC, led all of junior college football last year in tackles for loss and has shown flashes of that ability so far. The other new Trojan who has looked good is freshman Brandon Boudreaux, who enrolled in January after sitting out last fall. As impressive as he has been on the field so far, Boudreaux has big shoes to fill based solely on where he comes from. The former Auburn HS standout follows two pretty good defensive linemen who went from AHS to Troy before moving on to the NFL – Osi Umenyiora of the world champion New York Giants and DeMarcus Ware of the Dallas Cowboys. Ware was recently named by *The Sporting News* as the No. 1 outside linebacker in the NFL while Umenyiora was ranked as the third best defensive lineman.

● **Another Solid Trio:** Like the defensive end position, the Trojans have a trio of veteran defensive tackles who could all be considered starters at the two inside defensive line spots. The concern is that behind that trio of seniors is a group that includes three freshmen, a junior and a sophomore, neither of who has never played. The Troy seniors – Steve McLendon of Ozark, Ala., Maurice Coleman of Eufaula, Ala., and Dion Gales of New Orleans – gives the Trojans a solid group to lean on. All three have had their share of bumps in the road to being contributors for the Trojans. McLendon had a major health scare going into last season that, fortunately, would up being infected lymph nodes. But, while the diagnosis was in question, he missed a considerable amount of practice and conditioning time and it took a good part of the season for him to get into playing shape. Coleman missed the entire 2006 season after an off-field incident, but has come back to be a team leader. Gales originally signed with Ole Miss out of high school, but wound up going to Mississippi Gulf Coast CC. After two solid years there, he again planned to go to Ole Miss, but eventually signed with Troy instead. Gales is certainly a different player this year than last year if for no other reason than his hair. When he arrived at Troy he had a full head of hair that was long and braided. During training camp this year he cut all of his hair off and, as a result, had to get a new, smaller helmet for practice. Gales went from wearing an XL headgear to a medium, just as the result of a haircut.

● **Backups A Concern:** Behind the trio of returning defensive tackles, the Trojans have no playing experience at the Division I level. Junior Rashad Roussell sat out last year as a redshirt after transferring from Jones County JC in Mississippi. The Boutte, La., native is battling for the backup position at nose tackle behind Coleman with sophomore Daniel Orr, who also sat out last year after transferring to Troy from the College of the Columbians. The other three backups at the two inside spots are all true freshmen – Tim Lamb from Tallahassee, Fla., James Searcy from Newnan, Ga., and Chigozie Nwankwo from Miramar, Fla. All three will have a chance to work their way into playing time this year.

● **Tonsil Trouble:** Over two seasons as a member of the Troy defense, junior linebacker Boris Lee has proven that he has a nose for the ball. The Fargo, Ga., native has two forced fumbles, three recoveries and five interceptions, which has helped him to earn a spot on both the Rotary Lombardi Award and Bronco Nagurski Award watch lists for 2008. The fact that Lee was able to earn All-Sun Belt honors as a sophomore is made even more amazing by the fact that he had a hard time eating all season last year. Lee suffered with enflamed tonsils throughout the 2007 campaign that often left him unable to eat. The result was that he played much of the season at less than 200 pounds. After the season, he had those tonsils removed and his newfound appetite has resulted in him adding the bulk he, and the Troy coaches, have wanted for him to have. He enters the 2008 season at just over 230 pounds, which should allow him to have more stamina and strength on the field.

● **Talented Wingmen:** While Lee returns as a starter at Mike linebacker, the flanking linebackers will be full-time starters for the first time this fall. Senior David McDowell started three games last year, but struggled with hamstring injuries throughout the season. He is healthy entering the 2008 campaign and will be the starting Sam line-

Most Touchdown Drives

Five Plays Or Less

Team	# of TD Drives
1. Tulsa	30
2. Rice	26
3. Oregon	25
4. Oklahoma State	25
5. Missouri	24
6. La.-Lafayette	21
7. Oregon State	19
8. New Mexico State	18
Arizona	18
TCU	18
Florida	18
12. Illinois	17
13. USC	16
Houston	16
Iowa	16
Kansas	16
17. Troy	15
Kansas State	15
19. South Carolina	14
Florida State	14

Most Touchdown Drives

Under Two Minutes

Team	# of TD Drives
1. Tulsa	32
2. Oklahoma	29
3. Missouri	28
4. Oregon	27
Rice	27
6. Oklahoma State	23
7. UL Lafayette	22
8. Florida	21
9. TCU	18
Troy	18
Kansas	18
Southern Miss	18
13. Illinois	17
Kansas State	17
Houston	17
16. Arizona	16
17. Oregon State	15
18. USC	14
New Mexico State	14
20. California	13
Navy	13

2008 TROY UNIVERSITY FOOTBALL

backer. Junior Bear Woods won the starting job at Will linebacker during spring practice with consistent and solid play. The former walk-on quarterback has served as a backup and special teams player last year, but will be counted on to be on the field for almost every snap this season, while continuing to contribute on special teams. In addition to being a former quarterback, Woods is most known for his extremely long red hair, which can be seen flowing from under his helmet.

● **Replacing Two Stars:** In addition to the battle at quarterback, one of the most scrutinized position battles in the spring, carrying over to fall practice, has been at cornerback. All Troy is having to do is replace both the NCAA leader in interceptions from last year (Elbert Mack with eight) and the No. 11 overall pick in the NFL Draft (Leodis McKelvin). The two leading candidates to fill those voids are senior Trevor Ford and junior Chris Bowens. Ford, a native of Miami who transferred to Troy from Florida State, struggled as a junior with injuries, but has had a strong camp. He will fill McKelvin's spot at left corner. Bowens, a native of Columbus, Ga., has had a strong fall camp after a sluggish performance in the spring and has apparently held off a strong challenge from junior college transfer Jorrick Calvin in the battle to replace Mack. Calvin, a native of Baton Rouge, came to Troy from East Central (Miss.) CC and will likely see playing time as a backup at both positions.

● **Dealing With Tragedy:** The fact that Trevor Ford has been able to focus on football at all is somewhat amazing, considering all of the personal tragedy he has endured over the last year. Ford, who lost his father when he was just 12 years old, has had to deal with death on a regular basis. His younger brother, Travis, was killed in a drive-by shooting last fall at the age of 16. That tragedy was followed on April 12 by the death of his older sister, Denestra, at the age of 28. Denestra, as well as his mother, Patricia, and two other sisters, Ebony (19) and Ashirra (16), all suffer from a genetic condition that produces low calcium and heart problems. Denestra had heart surgery at age 18 and died of heart problems last spring. Ford was in the room with his sister when she passed away and has a tattoo of her face with angel wings.

● **Trojan Safety Net:** Tavares Williams is one of a trio of senior defensive backs who will give the Trojans a solid foundation this year. Williams, a native of Gainesville, Fla., has started 26 straight games, is joined by Terence Moore and Sherrod Martin. Moore, a native of Columbus, Ga., has started 13 career games for Troy, but has seen action in 38 games, tied with Williams for the most of any player on the team. He and Martin, a native of Griffin, Ga., will switch places this year, with Martin returning to the free safety role he played early in his career and Moore taking over as the nickel back. Martin has played in 34 career games, starting 27.

● **Big Hitters:** During the summer, *The Sporting News* ran a list of the biggest hitters in all of college football, broken down by conference. For the Sun Belt, Trojans' junior linebacker Boris Lee was ranked as the biggest hitter in the league. With no disrespect intended, members of the Troy offense were asked what they thought and, without exception, the name that came up as the biggest hitter for the Trojans was Terence Moore. His fearless nature should pay dividends in his new role in the nickel position, where he will have the ability to help in run defense, will be able to cover receivers and will also be free to blitz the quarterback from time-to-time.

● **Having An Impact:** Sherrod Martin helped to produce one of the best statistical anomalies of the 2007 season. After seeing very little playing time as the nickel back against run-oriented Arkansas Martin suffered a broken hand on the first play of the Florida game which forced him to miss the next two games following surgery. After his return to the field, the Trojans saw their points per game average over the next seven games drop from 39.75 points to just 12.6 points per game with him on the field.

HISTORICAL NOTEBOOK

● **Conference History:** The Troy football team has been affiliated with four conferences in its history prior to joining the Sun Belt and has won a championship in each. Ironically, the Trojans won league titles in their first two seasons of membership in three of the four conferences. Troy won the 1939 Alabama Intercollegiate Conference title in their second season, the 1971 Gulf South Conference title in their second season and the inaugural 1996 Southland Football League title. The Trojans won the 1999 and 2000 SFL titles in their last two seasons as a conference member. Troy won the 2006 Sun Belt Title in its third season in the league and repeated as league champion last year.

● **Winning Titles:** The Trojans have won 19 conference titles, including three in the AIC (1939, 1941, 1942), three in the ACC (1967, 1968, 1969), six in the GSC (1971, 1973, 1976, 1984 and 1987), three in the SFL (1996, 1999, 2000) and two in the Sun Belt (2006, 2007). The Trojans were members of the Alabama Intercollegiate Conference from 1938-59, the Alabama Collegiate Conference from 1960-69 and the Gulf South Conference from 1970-89. Their SFL membership lasted from 1996-2000. All-time in conference play, the Trojans are 180-103-6 (33-21-4 in the AIC, 15-15 in the ACC, 92-50-2 in the GSC, 25-9 in the SFL and 20-8 in the Sun Belt).

● The 2008 season marks the Trojans' seventh as a full member of the NCAA Bowl Subdivision. It is the Trojans' fifth season as a member of the Sun Belt Conference.

● Since 2001 the Trojans have an overall road record of 17-36.

2008 TROY UNIVERSITY FOOTBALL

SPECIAL TEAMS NOTEBOOK

● **Lou Groza Semifinalist:** Junior placekicker Sam Glusman has been named as one of 20 semifinalists for the Lou Groza Placekicking Award. The list will be narrowed to three by the end of the season and voted on a sports information directors, coaches and members of the media.

● **Just Short:** Sam Glusman attempted a career-long 56-yard field goal as time expired against ULM. The junior proved he had the leg as he brought the crowd to its feet, as the ball just hit off the crossbar and fell short.

● **In A Slump:** Since starting the season a perfect 11-of-11 on field goals, Troy junior Sam Glusman has made just four of his last 11 attempts. Glusman was 1-of-4 against Western Kentucky, with misses from 50, 35 and 36 yards.

● **An Off Day:** Troy junior kicker Sam Glusman had been almost perfect this year before the North Texas game. That all ended against the Mean Green when he missed two PAT kicks and had a third blocked. He also missed on a 48-yard field goal attempt. He is now 25-of-29 on PAT kicks and leads the Trojans in scoring with 64 points this year.

● **Getting a Bounce:** For the second week in a row, junior Jorrick Calvin recovered a ball on special teams that hit off the helmet of a player on the receiving team on a kick in the win over FIU. Last week the play was a kickoff against FAU and this week it was on a punt against FIU.

● **Calvin Finds A Home:** Junior Jorrick Calvin seems to have settled in as the Trojans primary kickoff return man, and he got plenty of chances against OSU. Calvin had seven returns for 191 yards against the Cowboys and appeared to be on the brink of breaking a long run more than once. His longest return in the game was a 41 yarder late in the third quarter to help set up a Trojans score.

● **Making A Hit:** Senior long snapper Derrick Thomas recorded his first tackle of the season on a punt with 2:01 remaining in the first half against FAU.

● **Career Best:** Troy punter Will Goggans got only one chance to take the field at Oklahoma State, but he took full advantage. With OSU showing full pressure, Goggans delivered a perfect rugby-style punt, which bounced and rolled all the way to the OSU one, where it was downed. The 68-yarder was a career best and the longest for Troy since Thomas Olmsted had a 73-yard punt against UL Lafayette in 2004.

● **Record Setting Day:** Among the many records set by the Trojans in their 65-0 victory over Alcorn State, one was set by junior kicker Sam Glusman, who was a perfect 8-of-8 on PAT kicks and connected on all three of his field goal attempts, including a career-best 48-yarder, which was one yard shy of the school record as well. Glusman's 17 points in the game bested the old school record for scoring by a kicker, which stood at 14. Glusman was two shy of the record for PATs in a game, which was set in 1968 in a 76-0 victory over Concord.

● **Perfect Start:** Prior to his performance in the season-opener against Middle Tennessee, junior Sam Glusman's sole contribution for Troy was one lone kickoff against the Blue Raiders in 2007. As the Trojans' primary placekicker this year, Glusman was perfect against the Blue Raiders in the opener this year, nailing a 35-yard field goal on his first collegiate attempt and adding four PAT kicks.

● **Void In Kicking Game:** Having a new quarterback, and having to replace both starting corner backs, have gotten the lion's share of attention leading up to the 2008 season, but Trojans coach Larry Blakeney said the biggest hole Troy must fill going into his 18th season was left by the smallest player. Greg Whibbs handled all of the Trojans kicking duties last year and handled placements for Troy for four seasons. With him moving on to law school at Ole Miss, the Trojans will rely on at least three kickers to fill the void.

● **Making A Move:** Junior Sam Glusman, a former walk-on from Mobile, will handle PATs and short field goals for the Trojans. Glusman has been consistent from close range during camp, but started expanding his distance toward the end of training camp, making field goals from 45 yards and beyond on a regular basis.

● **College Debuts:** Redshirt freshmen Michael Taylor and Will Goggans will get the

his playing career at the University of Massachusetts ... Moved from coaching inside receivers to coaching quarterbacks with the promotion to offensive coordinator this year.

● **Outside Receivers Coach Shayne**

Wasden: Also coordinates Troy's special teams ... Wasden, like Blakeney, played at Auburn ... Spent 11 seasons as a high school head coach, posting a 91-34 record, before joining the Troy coaching staff ... Also oversees Troy's very successful walk-on program and serves as the program's Assistant Head Coach.

● **Inside Receivers Coach Kenny Eden-**

field: Another new member of the Troy coaching staff this year, Edenfield is no stranger to Troy, having played for the Trojans from 1986-88. Edenfield most recently spent seven seasons as offensive coordinator at North Alabama, helping that program to two conference titles and four playoff berths.

● **Strength & Conditioning Coach**

Richard Shaughnessy: Is back for his 13th season as the Trojans strength and conditioning coordinator ... Has been named as one of the 19 elite strength coaches in the world ... Oversees the conditioning of more than 400 student-athletes at Troy.

● **Lots of Girls:** The Troy coaching staff, as a group, has 13 daughters and only three sons. Coach Blakeney also has three granddaughters. In the past year coaches Neal Brown, Jeremy Rowell, Chad Scott and Benjy Parker have welcomed new additions to their families.

2008 TROY UNIVERSITY FOOTBALL

first crack and filling Whibbs shoes in other areas. Taylor who, like Whibbs, is a native of Pensacola, will likely handle kickoff duties and long field goal tries. He was slowed some during camp with a calcium buildup in his kicking leg, but the condition should not bother him this year. Goggans, a native of Douglas, Ga., will get the first chance to be the punter. He has looked good at times with both traditional punts as well as the rugby-style punts that Whibbs was so effective with last year.

● **The King Is Gone:** No discussion of Troy's special teams would be complete without mentioning Leodis McKelvin. For four years he tortured Trojan opponents with his ability to take a return back for a touchdown at any time, from any where on the field. His eight career returns for scores tied the NCAA career record, and he would have shattered that mark were it not for five other returns for scores that were negated by penalties during his career. The loss of McKelvin, who has already returned a kickoff for a touchdown in a preseason game for the Buffalo Bills, can be summed up like this – the last player for Troy, other than McKelvin, to return a kickoff or punt for a score was Demontray Carter, who took a kickoff back 94 yards against Southern Utah in 2001.

● **Next In Line:** Like replacing Whibbs, the Trojans will give several players an opportunity to return kicks and punts this season. Newcomer Jorrick Calvin, a defensive back with return experience in junior college, will get the first chance to return punts, with sophomore receiver Jerrel Jernigan also in line to return punts. Kickoffs will likely see Jernigan and sophomore running back DuJuan Harris deep, with Calvin and senior receiver Kennard Burton serving as the backups.

NON-CONFERENCE FOES

Louisiana State (6-3)

Date	Opponent	Result
8/30	Appalachain State	W, 41-13
9/13	North Texas	W, 41-3
9/20	at Auburn	W, 26-21
9/27	Mississippi State	W, 34-24
10/11	at Florida	L, 51-21
10/18	at South Carolina	W, 24-17
10/25	Georgia	L, 52-38
11/1	Tulane	W, 35-10
11/8	Alabama	L, 27-21
11/15	TROY	
11/22	Ole Miss	
11/28	at Arkansas	

Alcorn State (2-8)

Date	Opponent	Result
8/30	Southeast Louisiana	L, 34-28
9/6	at Grambling	L, 29-0
9/13	at TROY	L, 65-0
9/20	Arkansas-Pine Bluff	W, 13-3
9/27	Southern	L, 15-12
10/4	at New Mexico State	L, 45-10
10/11	at Miss. Valley State	W, 35-21
10/18	at Alabama A&M	L, 20-13
10/25	Texas Southern	L, 30-29
11/1	Alabama State	L, 21-24
11/15	at Prairie View	
11/22	at Jackson State	

Ohio State (8-2)

Date	Opponent	Result
8/30	Youngstown State	W, 43-0
9/6	Ohio	W, 26-14
9/13	at Southern Cal	L, 35-3
9/20	TROY	W, 28-10
9/27	Minnesota	W, 34-21
10/4	at Wisconsin	W, 20-17
10/11	Purdue	W, 16-3
10/18	at Michigan State	W, 45-7
10/25	Penn State	L, 13-6
11/8	at Northwestern	W, 45-10
11/15	at Illinois	
11/22	Michigan	

Oklahoma State (8-2)

Date	Opponent	Result
8/30	at Washington State	W, 39-13
9/6	Houston	W, 56-37
9/13	Missouri State	W, 57-13
9/27	TROY	W, 55-24
10/4	Texas A&M	W, 56-28
10/11	at Missouri	W, 28-23
10/18	Baylor	W, 34-6
10/25	at Texas	L, 28-24
11/1	Iowa State	W, 59-17
11/8	at Texas Tech	L, 56-20
11/15	at Colorado	
11/29	Oklahoma	

2008 TROY UNIVERSITY FOOTBALL SUN BELT CONFERENCE FOES

Middle Tennessee (3-6)

Date	Opponent	Result
8/28	TROY	L, 31-17
9/6	Maryland	W, 24-14
9/13	at Kentucky	L, 20-14
9/20	at Arkansas State	L, 31-14
9/30	Florida Atlantic	W, 14-13
10/11	at Fla. International	L, 31-21
10/18	at Louisville	L, 42-23
10/25	at Mississippi State	L, 31-22
11/8	UL Monroe	W, 24-21
11/15	at Western Kentucky	
11/22	North Texas	
12/3	at UL Lafayette	

Florida Atlantic (4-5)

Date	Opponent	Result
8/30	at Texas	L, 52-10
9/6	UAB	W, 49-34
9/13	at Michigan State	L, 17-0
9/20	at Minnesota	L, 37-3
9/30	at Middle Tennessee	L, 14-13
10/7	TROY	L, 30-17
10/18	at Western Kentucky	W, 24-20
10/25	at UL Monroe	W, 29-28
11/8	North Texas	W, 46-13
11/15	UL Lafayette	
11/22	at Arkansas State	
11/29	Fla. International	

Florida International (4-5)

Date	Opponent	Result
8/30	at Kansas	L, 40-10
9/6	at Iowa	L, 42-0
9/20	South Florida	L, 17-9
9/27	at Toledo	W, 35-16
10/4	at North Texas	W, 42-10
10/11	Middle Tennessee	W, 31-21
10/18	at TROY	L, 33-23
11/1	at UL Lafayette	L, 49-20
11/8	Arkansas State	W, 22-21
11/22	UL Monroe	
11/29	at Florida Atlantic	
12/6	Western Kentucky	

North Texas (1-9)

Date	Opponent	Result
8/30	at Kansas State	L, 45-6
9/6	Tulsa	L, 56-26
9/13	at LSU	L, 41-3
9/27	at Rice	L, 77-20
10/4	Fla. International	L, 42-10
10/11	UL Lafayette	L, 59-30
10/18	at UL Monroe	L, 35-23
10/25	TROY	L, 45-17
11/1	at Western Kentucky	W, 51-40
11/8	at Florida Atlantic	L, 46-13
11/15	at Middle Tennessee	
11/29	Arkansas State	

UL Monroe (3-7)

Date	Opponent	Result
8/30	at Auburn	L, 34-0
9/6	vs. Arkansas	L, 28-27
9/12	Alabama A&M	W, 37-15
9/20	at Tulane	L, 24-10
10/4	UL Lafayette	L, 44-35
10/11	at Arkansas State	L, 37-29
10/18	North Texas	W, 35-23
10/25	Florida Atlantic	L, 29-28
11/1	TROY	W, 31-30
11/8	at Middle Tennessee	L, 24-21
11/15	at Ole Miss	
11/22	at Fla. International	

Western Kentucky (2-9)

Date	Opponent	Result
8/30	at Indiana	L, 31-13
9/6	at Eastern Kentucky	W, 37-13
9/13	at Alabama	L, 41-7
9/20	Murray State	W, 50-9
9/27	at Kentucky	L, 41-3
10/4	at Virginia Tech	L, 27-13
10/11	Ball State	L, 24-7
10/18	Florida Atlantic	L, 24-20
11/1	North Texas	L, 50-41
11/8	at TROY	L, 17-7
11/15	Middle Tennessee	
12/6	at Fla. International	

UL Lafayette (5-4)

Date	Opponent	Result
8/30	at Southern Miss	L, 51-21
9/13	at Illinois	L, 20-17
9/20	Kent State	W, 44-27
9/27	at Kansas State	L, 45-37
10/4	at UL Monroe	W, 44-35
10/11	at North Texas	W, 59-30
10/18	Arkansas State	W, 28-23
11/1	Fla. International	W, 49-20
11/8	Texas-El Paso	L, 37-24
11/15	at Florida Atlantic	
11/22	at TROY	
12/3	Middle Tennessee	

Arkansas State (4-5)

Date	Opponent	Result
8/30	at Texas A&M	W, 18-14
9/6	Texas Southern	W, 83-10
9/13	Southern Miss	L, 27-24
9/20	Middle Tennessee	W, 31-14
9/27	at Memphis	L, 29-17
10/11	UL Monroe	W, 37-29
10/18	at UL Lafayette	L, 28-23
11/1	at Alabama	L, 35-0
11/8	at Fla. International	L, 22-21
11/22	Florida Atlantic	
11/29	at North Texas	
12/6	at TROY	

2008 TROY UNIVERSITY FOOTBALL

GAME 1

TROY 31, MIDDLE TENNESSEE 17

TEAM STATISTICS	TROY	MT
FIRST DOWNS	16	20
RUSHES-YARDS (NET)	36-164	50-84
PASSING YDS (NET)	136	200
Pass Att-Comp-Int	28-17-1	34-20-1
Total Off. Plays-Yards	64-300	84-284
Fumble Returns-Yards	1-67	0-0
Punt Returns-Yards	4-35	0-0
Kickoff Returns-Yards	4-60	4-67
Int. Returns-Yards	1-18	1-11
Punts (Number-Avg)	5-37.8	6-40.2
Fumbles-Lost	3-3	1-1
Penalties-Yards	4-29	5-53
Possession Time	24:06	35:54
3rd-Down Conversions	4 of 13	6 of 19
4th-Down Conversions	0 of 1	0 of 4
Red-Zone Scores-Chances	4-4	2-4
Sacks By: Number-Yards	5-47	2-9

RUSHING

TROY: DuJuan Harris 19-148; Jamie Hampton 11-41; Jerrel Jernigan 1-2; Maurice Greer 2-1; TEAM 3-minus 28.

MTSU: Phillip Tanner 16-61; Desmond Gee 18-60; Joe Craddock 11-minus 14; Dwight Dasher 5-minus 23.

PASSING

TROY: Jamie Hampton 17-28-1-136.

MTSU: Joe Craddock 20-32-1-200; Dwight Dasher 0-2-0-0.

RECEIVING

TROY: Jerrel Jernigan 6-43; Kennard Burton 5-57; Zack Marcum 2-15; Mykeal Terry 1-6; Fred Turner 1-6; DuJuan Harris 1-5; Justin Bray 1-4. MTSU: Sancho McDonald 6-65; Michael Cannon 5-38; Wes Caldwell 4-34; Malcolm Beyah 2-44; Eldred King 2-9; Phillip Tanner 1-10.

INTERCEPTIONS

TROY: Boris Lee 1-18.

MTSU: Ivon Hickmon 1-11.

FUMBLES

TROY: DuJuan Harris 1-1; TEAM 1-1; Jerrel Jernigan 1-1.

MTSU: Dwight Dasher 1-1.

SACKS (UA-A)

TROY: Cameron Sheffield 2-0; Bear Woods 2-0; Dion Gales 1-0; Boris Lee 0-1.

MTSU: Alex Suber 1-0; Wes Hofacker 1-0.

GAME FACTS

Floyd Stadium Attendance: 22307

KO time: 6:37 pm End of Game: 9:44 pm

Total elapsed time: 3:07

OFFICIALS

Referee: Matt Loeffler; Umpire: Stan Weihe,

Jr; Linesman: Scott Petersen; Line judge:

Bryan Borill; Back judge: Donnie Aultman;

Field judge: DuVal West; Side judge: Wayne

Rundell; Scorer: Morris/Layman

Temp: 87 Wind: NE 4 mph Weather: Fair

Score by Quarters

	1	2	3	4	Score	
Troy Trojans	7	10	7	7	31	Record: (1-0,1-0)
Middle Tennessee	3	0	0	14	17	Record: (0-1,0-1)

Scoring Summary:

Qtr.	Time	Team	Scoring Play	Drive	Score
1st	09:42	TROY	Jamie Hampton 4 run (Sam Glusman kick)	1-4 0:04	Troy 7, MT 0
	03:43	MT	Alan Gendreau 22 field goal	15-75 5:59	Troy 7, MT 3
2nd	11:40	TROY	DuJuan Harris 5 pass from Hampton (Glusman kick)	9-70 3:07	Troy 14, MT 3
	00:59	TROY	Glusman 35 field goal	4-3 1:06	Troy 17, MT 3
3rd	13:11	TROY	Harris 33 run (Glusman kick)	6-79 1:49	Troy 24, MT 3
4th	09:04	MT	Malcolm Beyah 46 pass from Joe Craddock (Gendreau kick)	1-46 0:07	Troy 24, MT 10
	06:44	MT	Phillip Tanner 3 run (Gendreau kick)	6-36 1:54	Troy 24, MT 17
	02:32	TROY	Harris 13 run (Glusman kick)	11-79 4:12	Troy 31, MT 17

MURFREESBORO, Tenn. – On a night when Troy debuted a new quarterback, a new offensive coordinator and a new kicking game, it was a pair of junior linebackers who stole the show.

Boris Lee and Bear Woods chased, harassed and pounded on Middle Tennessee's quarterbacks and running backs all night, posting a combined 25 tackles, 2.5 sacks and 5.5 tackles for loss in leading the Trojans to a 31-17 victory over the Blue Raiders.

Woods ended the night 14 tackles (10 solo), two sacks and three tackles for losses. Meanwhile, Lee finished with 11 tackles (six solo), 0.5 sacks and 2.5 tackles for losses.

"We have been waiting for this moment for a very long time," Lee said. "To finally get the opportunity feels great. It is good knowing that I have players next to me who have got my back."

The win brings "The Palladium" trophy back to Troy for a third straight season and give the Trojans (1-0, 1-0) a leg up on the field in the race for the Sun Belt Conference title.

"We made a lot of plays and got good one-on-one pressure," Trojans coach Larry Blakeney said. "We have some guys out there who when they try to rush the passer have the ability to get there. I am really proud of our defense."

While Lee and Woods stole the show on defense, it was a hit and miss night for the Trojans on offense. Sophomore Jamie Hampton completed 17-of-28 passes in the game for 136 yards. He threw for one touchdown, ran for 41 yards and another score, and was intercepted once.

It was another sophomore who led the Troy offense. Running back DuJuan Harris, making his first career start, rushed for 148 yards on 19 carries and scored three touchdowns.

The Trojans got off to a fast start in the game when Lee intercepted a pass deep in MTSU territory and returned the pick to the four. Hampton took care of the final yards himself, keeping for the touchdown on a QB sneak.

MTSU came right back after the Troy touchdown, marching 75 yards in 15 plays, but the Troy defense stiffened inside the 10 and forced a 22-yard field goal.

Troy took the ball on a punt to start the second quarter and marched right down the field. The big play to get the drive started was a 30-yard pass from Hampton to senior Kennard Burton. Hampton completed four-of-five pass attempts on the drive, for 44 yards, including five yards to Harris for a touchdown.

A mistake in the kicking game put the Trojans' backs to the wall late in the second quarter. MTSU moved to the Troy three but the defense rose up again, stuffing the Raiders for no gain on three straight plays. On fourth down, QB Joe Craddock was sacked by Cameron Sheffield, who forced a fumble at the Troy 18. Senior Steve McLendon scooped up the loose ball and rumbled 67 yards to the MTSU 21.

Over the next three plays the Trojans gained just three yards, but Sam Glusman was good on his first career field goal attempt from 35 yards with 1:06 left in the half.

The Troy offense got off to a much better start in the second half, pounding the ball down the field 79 yards in just six plays, with Harris covering the final 33 on run up the middle.


Hampton was intercepted by Ivon Hickmon late in the third quarter, giving the Blue Raiders the ball at the Troy 17. The Troy defense was again up to the challenge. MTSU moved to the five and had four chances to score, but the combination of Lee and Woods made the stop on fourth and goal at the one.

Middle Tennessee (0-1, 0-1 Sun Belt) scored on a 46-yard touchdown pass from Craddock to Malcolm Beyah early in the fourth quarter, trimming the lead to 24-10.

After a Troy fumble, MTSU scored on a four-yard Phillip Tanner run with 6:44 to play.

The Trojans answered with a clutch drive, capped by Harris' third TD of the night.

"The kids played hard and I thought the defense played great," Blakeney said. "We gave them some things in the kicking game and they got it close near the end. We got a little tired on defense, but we are getting better because we have the right kind of people out there."



2008 TROY UNIVERSITY FOOTBALL

GAME 2 TROY 65, ALCORN STATE 0

TEAM STATISTICS	ASU	TROY
FIRST DOWNS	9	36
RUSHES-YARDS (NET)	24-72	50-315
PASSING YDS (NET)	48	421
Passes Att-Comp-Int	37-12-6	57-37-2
TOTAL OFF. PLAYS-YARDS	61-120	107-736
Fumble Returns-Yards	1-6	0-0
Punt Returns-Yards	0-0	3-21
Kickoff Returns-Yards	9-122	0-0
Interception Returns-Yards	2-28	6-53
Punts (Number-Avg)	10-37.4	3-42.0
Fumbles-Lost	7-1	4-2
Penalties-Yards	5-44	11-85
Possession Time	22:41	37:19
Third-Down Conversions	2 of 15	5 of 16
Fourth-Down Conversions	0 of 1	5 of 5
Red-Zone Scores-Chances	0-0	7-7
Sacks By: Number-Yards	1-5	0-0

RUSHING

Alcorn State: Eric Relf 7-43; Joshua Brumfield 7-36; Charles Harrington 1-6; Tim Buckley 1-0; TEAM 1-minus 1; Tony Hobson 2-minus 1; Antoine Young 4-minus 5; Alexander Oelfke 1-minus 6.

TROY: Maurice Greer 9-113; Fernandus Edwards 12-79; Jamie Hampton 6-45; DuJuan Harris 9-39; D.J. Taylor 9-37; Tanner Jones 3-7; Levi Brown 2-minus 5.

PASSING

Alcorn State: Tim Buckley 7-22-3-16; Tony Hobson 4-12-2-24; Charles Harrington 1-3-1-8. TROY: Jamie Hampton 26-37-2-323; Tanner Jones 5-10-0-42; Levi Brown 6-10-0-56.

RECEIVING

Alcorn State: Elliott Moore 4-7; Antonio DeJarnett 3-19; Channin Pugh 1-13; Kris Williams 1-8; Earl Jackson 1-8; Edward Johnson 1-2; Chris Morris 1-minus 9. TROY: Jerrel Jernigan 8-94; Kennard Burton 5-54; Gerald Tate 3-24; Justin Bray 3-22; Fernandus Edwards 3-19; Mykeal Terry 2-53; DuJuan Harris 2-20; Matt Stidham 2-19; Cornelius Williams 2-15; Andrew Davis 1-30; Willie McDowell 1-17; Patrick Cherry 1-14; Jonathan Chandler 1-12; Chip Reeves 1-11; Austin Silvoy 1-9; Zack Marcum 1-8.

INTERCEPTIONS

Alcorn State: Corey McLaurin 1-21; Tomasi Fuller 1-7.

TROY: Sherrod Martin 3-40; Terence Moore 2-10; KeJuan Phillips 1-3.

FUMBLES

Alcorn State: Javoris Tribune 1-1; Jelendrick Turner 1-0; Tim Buckley 1-0; Chris Morris 1-0; Tomasi Fuller 1-0; Antoine Young 1-0; Elliott Moore 1-0.

TROY: Andrew Davis 1-1; DuJuan Harris 1-1; Maurice Greer 1-0; Terence Moore 1-0.

SACKS (UA-A)

Alcorn State: Javayle Fields 1-0.

TROY: None.

GAME FACTS

Movie Gallery Stadium Attendance: 22105
 KO time: 6:05 pm End of Game: 9:15 pm
 Total elapsed time: 3:10

OFFICIALS

Referee: Jeff Hilyer; Umpire: Ken Huffhines;
 Linesman: Deon Lawrence; Line judge: Tim Sistrunk; Back judge: Bill Sorah; Field judge: Dean Waite; Side judge: Pete Newton; Scorer: Phil Burroughs

Score by Quarters

	1	2	3	4	Score	
Alcorn State	0	0	0	0	0	Record: (0-3)
Troy Trojans	14	38	13	0	65	Record: (2-0)

Scoring Summary:

Qtr.	Time	Team	Scoring Play	Drive	Score
1st	13:54	TROY	Jerrel Jernigan 10 yd pass from Jamie Hampton (Sam Glusman kick)	4-63 1:06	Troy 7, ASU 0
	07:31	TROY	DuJuan Harris 3 yd run (Glusman kick)	8-59 2:34	Troy 14, ASU 0
2nd	13:38	TROY	Glusman 23 yd field goal	9-25 2:39	Troy 17, ASU 0
	10:02	TROY	Mykeal Terry 15 pass from Hampton (Glusman kick)	7-70 2:01	Troy 24, ASU 0
	03:18	TROY	Hampton 1 yd run (Glusman kick)	6-30 1:56	Troy 31, ASU 0
	01:34	TROY	Maurice Greer 60 yd run (glusman kick)	1-60 0:13	Troy 38, ASU 0
	00:35	TROY	Austin Silvoy 9 pass from Hampton (Glusman kick)	4-27 0:42	Troy 45, ASU 0
	00:19	TROY	Terry 38 pass from Hampton (Glusman kick)	1-38 0:16	Troy 52, ASU 0
3rd	08:45	TROY	Glusman 48 yd field goal	7-14 2:20	Troy 55, ASU 0
	04:23	TROY	Glusman 41 yd field goal	6-9 2:11	Troy 58, ASU 0
	00:11	TROY	Fernandus Edwards 35 run (Glusman kick)	9-53 2:57	Troy 65, ASU 0

TROY, Ala. - After more than two weeks of inactivity, the Troy Trojans showed few signs of rust as they rewrote a truck-load of school records on their way to a 65-0 victory over Alcorn State.

The Trojans set records for total offense and first downs in a game and tied marks for most completions, points in a half and interceptions in a game.

The victory also kept head coach Larry Blakeney perfect in 18 career home-openers while Troy posted its fourth largest margin of victory in school history, with the sixth largest crowd (22,105) in stadium history on hand to witness the performance.

"It was a game we knew we should win," Blakeney said. "We knew we didn't want to go out and mess around and make a statement early."

That statement came in the second quarter when the Trojans exploded for 38 points thanks to five Alcorn State (0-3) turnovers. Overall, the Braves turned the ball over to Troy seven times, but it was the five in the second quarter that sealed their fate.

Three of those second quarter picks were made by one guy, senior Sherrod Martin. The Griffin, Ga., native had not recorded an interception since Oct. 20, 2005, against Florida International. Since then he has undergone three major operations and missed one entire season.

"I'm speechless," Martin said. "The team did a lot of good things tonight. The defensive line and linebackers hustled and executed. I had the easy job, all I had to do was catch the football."

Those seven Alcorn State turnovers, combined with four turnovers by the Trojans, led to Troy having 19 possessions in the game. The Trojans ran a total of 107 plays in just over 37 minutes of possession time.

Sophomore quarterback Jamie Hampton, making his first home start, didn't see the field at all after halftime, but still piled up sparkling numbers. The Cedar Bluff, Ala., native completed 26-of-37 passes for 323 yards and four touchdowns, the last coming on a perfect 38-yard strike to senior Mykeal Terry with 19 seconds left in the first half, giving Troy a 52-0 lead at the break.

Those 52 points tied the school record for points in a half, set in 1968 in a 76-0 victory over Concord. Ironically, most of the members of that 1968 club, which captured Troy's first of three national championships, were on hand for the game, celebrating the 40th anniversary of their title run.

Troy's three quarterbacks - junior Levi Brown and sophomore Tanner Jones alternated possessions in the second half - combined to complete 37-of-57 passes for 421 yards. The trio completed passes to 16 different receivers, including five who had never before caught a pass in a game for Troy.

"Offensively, we made some plays," Blakeney said. I was really proud of the pass Jamie made at the end of the half, that is what we were hunting for."

Despite the big numbers for Hampton, which included six rushing attempts for 45 yards and a touchdown, the sophomore was not especially pleased with the performance.

"We need to eliminate the turnovers," Hampton said. "Minus those, we did a really good job of moving the football. It's great to break records, but we have to just look at this as a good offensive performance, something to build on."


Besides the passing game, the Trojans also moved the ball well on the ground, piling up 315 yards rushing on 50 attempts. Junior college transfer Maurice Greer led the attack despite having just nine carries. One of those went for a 60-yard touchdown, his first at Troy. He finished with 113 yards. Troy's other leading rushers included walk-ons Fernandus Edwards (12-79-1) and D.J. Taylor (9-37).

While the Troy offense was piling up big numbers, the defense was pitching a shutout. Alcorn State managed just 120 yards of total offense and nine first downs. Of those yards, 75 came on the Braves' final two possessions of the night, with only walk-ons manning the Troy defense.

"We got a lot of play for a lot of folks who deserved and needed time," Blakeney said. "We might have found out some things that can help us down the road."

Two players who say little, or no, playing time for Troy on defense were linebackers Boris Lee and Bear Woods. After being credited with 24 tackles each by the coaching staff in the season-opener, Lee had just two tackles in limited time and Woods did not play with a foot injury.

"Bear was ready to go and was cleared to go, and we wanted to have him available if we needed him," Blakeney said. "We didn't want to gamble with him if we didn't have to."



TEAM STATISTICS	TROY	OSU
FIRST DOWNS	15	17
RUSHES-YARDS (NET)	23-97	42-170
PASSING YDS (NET)	218	139
Passes Att-Comp-Int	43-30-2	17-10-1
TOTAL OFF. PLAYS-YARDS	66-315	59-309
Fumble Returns-Yards	0-0	0-0
Punt Returns-Yards	0-0	4-25
Kickoff Returns-Yards	4-68	1-10
Interception Returns-Yards	1-0	2-0
Punts (Number-Avg)	8-38.8	7-46.6
Fumbles-Lost	1-0	0-0
Penalties-Yards	8-80	6-46
Possession Time	29:50	30:10
Third-Down Conversions	5 of 15	3 of 11
Fourth-Down Conversions	0 of 0	0 of 1
Red-Zone Scores-Chances	1-1	2-2
Sacks By: Number-Yards	1-16	2-11

RUSHING

TROY: DuJuan Harris 11-54; Jamie Hampton 10-35; Xavier Moreland 1-5; Jerrel Jernigan 1-3.

Ohio State: Dan Herron 20-94; Terrelle Pryor 14-66; Brandon Saine 4-9; Maurice Wells 2-9; Ray Small 1-minus 1; Brian Hartline 1-minus 7.

PASSING

TROY: Jamie Hampton 30-43-2-218.

Ohio State: Terrelle Pryor 10-16-1-139; Todd Boeckman 0-1-0-0.

RECEIVING

TROY: Jerrel Jernigan 8-66; DuJuan Harris 8-29; Kennard Burton 5-42; Mykeal Terry 3-19; Andrew Davis 2-35; Zack Marcum 2-16; Fred Turner 2-11.

Ohio State: Brian Hartline 2-55; Brian Robiskie 2-41; Brandon Smith 2-20; Rory Nicol 2-10; Brandon Saine 1-12; Dan Herron 1-1.

INTERCEPTIONS

TROY: Tavares Williams 1-0.

Ohio State: Kurt Coleman 2-0.

FUMBLES

TROY: Fred Turner 1-0.

Ohio State: None.

SACKS (UA-A)

TROY: Brandon Lang 1-0.

Ohio State: James Laurinaitis 1-0; Thaddeous Gibson 1-0.

GAME FACTS

Ohio Stadium Attendance: 102989

KO time: 12:03 pm End of Game: 2:58 pm

Total elapsed time: 2:55

OFFICIALS

Referee: John O'Neill; Umpire: Pat Bayers;

Linesman: Brent Durbin; Line judge: Jack

Teitz; Back judge: Jack Lyman; Field judge: Al

Terry;

Side judge: Bobby Sagers; Scorer: Paul Hum-

mel;

Temp: 72 Wind: SW 5 mph Weather: Clear

2008 TROY UNIVERSITY FOOTBALL

GAME 3 OHIO STATE 28, TROY 10

Score by Quarters	1	2	3	4	Score	
Troy Trojans	0	10	0	0	10	Record: (2-1)
Ohio State	7	7	0	14	28	Record: (3-1)

Scoring Summary:

Qtr.	Time	Team	Scoring Play	Drive	Score
1st	10:14	OSU	Rory Nicol 13 pass from Terrelle Pryor (Ryan Pretorius kick)	9-60 4:46	Troy 0, OSU 7
2nd	13:35	TROY	Sam Glusman 22 yd field goal	9-42 4:27	Troy 3, OSU 7
	09:08	OSU	Brian Hartline 39 pass from Pryor (Pretorius kick)	4-37 2:06	Troy 3, OSU 14
	01:49	TROY	Jerrel Jernigan 45 pass from Jamie Hampton (Glusman kick)	5-80 1:45	Troy 10, OSU 14
4th	13:28	OSU	Brian Robiskie 38 pass from Pryor (Pretorius kick)	2-37 0:52	Troy 10, OSU 21
	04:46	OSU	Hartline 16 pass from Pryor (Pretorius kick)	4-27 1:50	Troy 10, OSU 28

COLUMBUS, Ohio – The Troy Trojans held No. 13 Ohio State in check most of the game, but allowed the Buckeyes to pull away in the fourth quarter for a 28-10 victory at Ohio Stadium. OSU (3-1) led by just four points, 14-10, at the end of the third quarter, but tallied two touchdown passes in the final 15 minutes.

The announced crowd of 102,989 was the largest-ever to see Troy football game. The Trojans (2-1) held a six-yard advantage in total offense, 315-309, but could not overcome two turnovers and a couple of untimely penalties.

"We lost a ball game today, and we maybe had a chance to win," Trojans coach Larry Blakeney said. "We just made too many errors and they made the big plays. In all three phases of the game, we weren't error-free. We needed some first downs in the second half and to get the ball down the field more, but they did a great job on special teams keeping us pinned deep."

Ohio State wasted no time in showing its offensive game plan. The Buckeyes opened with freshman Terrelle Pryor at quarterback and ran the ball on their first eight plays, moving from their own 40 to the Troy 13. Pryor then went to the play-action pass, finding a wide-open tight end Rory Nicol for a touchdown with 10:14 left in the opening quarter.

"It looked to me like Pryor had confidence back there and he brought a different perspective to the game," Blakeney said. "When guys were open, he got it to them. We had a chance late, but we didn't make enough plays and they did."

After the teams exchanged punts on the next four possessions, the Trojans closed the first quarter on the move, facing a second and goal from the OSU 14 after Jamie Hampton was sacked by OSU linebacker James Laurinaitis on the final play of the quarter.

"Coming in I had a concern about our pass protection, and there were some match ups up front that weren't great," Blakeney said. "We needed to throw the ball down field more, but we didn't have enough time back there. They were able to get some good rushes on us with just their front four."

The Trojans made up the yardage from the sack, but wound up settling for a 22-yard Sam Glusman field goal with 13:35 remaining in the half.

"We tried to use a short game to open because we knew they had a good defense," Hampton said. "We just tried to keep it simple in the beginning. Today turned into mainly a short game because their defense was so good."

Troy made the first major mistake of the game on its next possession when Hampton was intercepted by Kurt Coleman at the Trojans' 37. The pass was intended for Gerald Tate on a crossing pattern, but was bobbled just enough for Coleman to steal it away.

After backing the Buckeyes up on a 15-yard penalty, Pryor struck again, avoiding a strong rush to find receiver Brian Hartline open at the Troy five. Hartline fought off Troy's Tavares Williams and lunged into the end zone with 9:08 to play. The PAT gave Ohio State a 14-3 lead.

Troy showed that it was not going to go without a fight late in the half, using just five plays to cover 80 yards, with the final 45 coming on a Hampton pass and run to Jerrel Jernigan with 1:49 left in the half, cutting the Buckeyes' lead to 14-10.

Ohio State threatened late in the half, but Kenny Mainor sacked Pryor to knock the Buckeyes out of field goal range. Ohio State tried a "Hail Mary" pass on the final play of the half, but Williams came down with it in the end zone for Troy for his second career interception.


The Trojans took the second half kickoff and drove deep into Ohio State territory before Hampton was picked off by Coleman for the second time in the game, giving the Buckeyes possession at their own seven.

The two teams traded possessions through the rest of the quarter, with neither threatening to score. The quarter ended on 60-yard punt by Ohio State, which gave the Trojans the ball at their own two to start the fourth quarter.

After Troy failed to make any headway and was forced to punt, the Buckeyes got the ball at the Trojans 37-yard line. When a draw play lost one yard, OSU went back to the air, and Pryor connected with Brian Robiskie on a 38-yard touchdown pass, giving the Buckeyes a 21-10 lead with 13:28 to play.

Ohio State put the game totally out of reach after a stalled Troy drive on four plays capped off with a 16-yard pass from Pryor to Hartline for the 28-10 final.

"They were very persistent," junior linebacker Bear Woods said. "They do what they do. They have power. There was no surprise with the offense. They just keep pounding and pounding. But overall, we planned for it and were ready."



TEAM STATISTICS	TROY	OSU
FIRST DOWNS	25	35
RUSHES-YARDS (NET)	23-144	62-358
PASSING YDS (NET)	272	254
Passes Att-Comp-Int	49-27-2	21-16-0
TOTAL OFF. PLAYS-YARDS	72-416	83-612
Fumble Returns-Yards	0-0	0-0
Punt Returns-Yards	0-0	0-0
Kickoff Returns-Yards	8-201	5-115
Interception Returns-Yards	0-0	2-18
Punts (Number-Avg)	1-68.0	2-34.0
Fumbles-Lost	1-1	0-0
Penalties-Yards	5-55	9-70
Possession Time	19:25	40:35
Third-Down Conversions	4 of 10	7 of 13
Fourth-Down Conversions	1 of 3	2 of 2
Red-Zone Scores-Chances	3-3	8-8
Sacks By: Number-Yards	0-0	0-0

RUSHING

TROY: Jamie Hampton 9-54; Jerrel Jernigan 3-47; DuJuan Harris 9-41; Xavier Moreland 2-2. Oklahoma State: Kendall Hunter 24-169; Keith Toston 17-114; Zac Robinson 11-39; Beau Johnson 8-20; Matt Fodge 1-16; Michael Roberts 1-0.

PASSING

TROY: Jamie Hampton 24-45-2-253; Tanner Jones 1-2-0-11; Levi Brown 2-2-0-8. Oklahoma State: Zac Robinson 16-21-0-254.

RECEIVING

TROY: Kennard Burton 7-65; Jerrel Jernigan 6-58; Austin Silvoy 4-40; DuJuan Harris 3-43; Maurice Greer 2-15; Fred Turner 1-15; Zack Marcum 1-12; Andrew Davis 1-11; Mykeal Terry 1-9; Justin Bray 1-4. Oklahoma State: Dez Bryant 6-118; Kendall Hunter 2-27; Jamal Mosley 2-25; Damian Davis 2-22; Jeremy Broadway 1-23; DeMarcus Conner 1-14; Bo Bowling 1-13; Keith Toston, Keith 1-12.

INTERCEPTIONS

TROY: None. Oklahoma State: Jeremiah Price 1-15; Jacob Lacey 1-3.

FUMBLES

TROY: Jerrel Jernigan 1-1.

Oklahoma State: None.

SACKS (UA-A)

TROY: None. Oklahoma State: none.

GAME FACTS

Boone Pickens Stadium Attendance: 52463
 KO time: 6:05 pm End of Game: 9:21 pm
 Total elapsed time: 3:13

OFFICIALS

Referee: Randy Christal; Umpire: John Mascarello; Linesman: Kelly Saalfeld; Line judge: Mickey Bryson; Back judge: Greg Yette; Field judge: D. Rhone-Dunn; Side judge: Scott Gaines;
 Temp: 87 Wind: ENE 6 mph Weather: Sunny

2008 TROY UNIVERSITY FOOTBALL

GAME 4

OKLAHOMA STATE 55, TROY 24

Score by Quarters	1	2	3	4	Score	
Troy Trojans	0	10	7	7	24	Record: (2-2)
Oklahoma State	14	21	10	10	55	Record: (4-0)

Scoring Summary:

Qtr.	Time	Team	Scoring Play	Drive	Score
1st	09:44	OKST	Dez Bryant 16 pass from Zac Robinson (Dan Bailey kick)	11-67 5:16	Troy 0, OSU 7
	00:29	OKST	Kendall Hunter 4 run (Bailey kick)	9-54 3:11	Troy 0, OSU 14
2nd	07:28	OKST	Bryant 26 pass from Robinson (Bailey kick)	9-74 4:49	Troy 0, OSU 21
	05:12	TROY	Austin Silvoy 5 pass from Jamie Hampton (Sam Glusman kick)	6-73 2:16	Troy 7, OSU 21
	02:45	OKST	Bryant 44 pass from Robinson (Bailey kick)	5-76 2:27	Troy 7, OSU 28
	00:51	TROY	Sam Glusman 47 yd field goal	12-50 1:54	Troy 10, OSU 28
	00:20	OKST	Hunter 17 run (Bailey kick)	4-56 0:31	Troy 10, OSU 35
3rd	08:42	OKST	Keith Toston 1 run (Bailey kick)	11-99 5:25	Troy 10, OSU 42
	05:49	TROY	Jerrel Jernigan 12 pass from Hampton (Glusman kick)	11-80 2:53	Troy 17, OSU 42
	01:43	OKST	Bailey 22 field goal	11-74 4:06	Troy 17, OSU 45
4th	14:29	TROY	Fred Turner 15 pass from Hampton (Glusman kick)	10-59 2:14	Troy 24, OSU 45
	06:07	OKST	Bailey 19 field goal	16-65 8:22	Troy 24, OSU 48
	04:59	OKST	Toston 16 run (Bailey kick)	2-19 0:53	Troy 24, OSU 55

STILLWATER, Okla. – When Troy defeated Oklahoma State in 2007, Cowboys quarterback Zac Robinson was making his first collegiate start and often looked like a deer in headlights.

One year later, the junior was poised and deadly accurate, completing 13 of his first 14 passes, three for touchdowns, in leading OSU (4-0) to a big early lead at Boone Pickens Stadium en route to a 55-24 victory over the Trojans (2-2).

Robinson threw for 213 yards in the first half, with six of the completions, three for touchdowns, going to sophomore Dez Bryant, who closed the first half with 118 receiving yards. The duo helped OSU pile up 612 yards of total offense.

"It was pretty obvious that we got a pretty good wood-shedding tonight," Troy coach Larry Blakeney said. "That was one of the best offenses we've faced, period, in the years I've been at Troy. They can do anything they want."

"The quarterback is the catalyst, but they have great talent running the zone play and other great talent. They have at least one really good receiver. The offensive line is pretty good. They blocked us all night and we never got anything consistent going defensively."

OSU's 355 yards of total offense in the first half was more than the Troy defense had allowed in any of its last five games, going back to the Western Kentucky game in 2007.

For the second straight week, the Trojans allowed their opponents to march down the field for a touchdown on the opening possession of the game. Oklahoma State needed 11 plays to cover 67 yards, with the final 16 coming on a pass from Robinson to Bryant with 9:44 left in the opening quarter.

"They ran all over us and threw all over us," junior linebacker Boris Lee said. "There was some frustration. We knew what we had to do, but seeing them run around like they did was tough. They have great running backs and their coaches did a wonderful job. We just didn't do a very good job and that is our fault."

The Cowboys took advantage of a Trojan turnover to push their lead to 14-0 late in the first quarter. After a Hampton pass over the middle was deflected and intercepted, OSU drove 54 yards for its second score of the game. Another Troy turnover, this one a fumble by Jerrel Jernigan, led to another OSU score.

"We shot ourselves in the foot," Hampton said. "I had two interceptions and Jerrel fumbled once. We came in thinking that it would be a shoot out because their offense is really good. Their defense is pretty good too, but we didn't make enough big plays to stay in the game early."

The Trojans finally put together a complete drive and cut the OSU lead to 21-7 with 5:12 left in the half on a five-yard pass from Hampton to Austin Silvoy. The big plays in the drive included a career-long 38-yard run from Jernigan, a 12-yard pass from Hampton to Harris and a 13-yard run by Harris.

OSU answered right back with a quick scoring drive of its own. Robinson connected with Bryant for their third touchdown of the game, this one covering 44 yards as the 6-foot-2 sophomore out-jumped Troy corner Trevor Ford for the ball at the five and walked into the end zone with 2:45 left in the half.

"He got me on the first touchdown on a post route," junior corner Jorrick Calvin said. "We had some breakdowns. Every time that happened they made a play. They came out ready to play and we were too laid back. Once we got down by 21 in the first half, it was tough to come back."

After a Troy field goal, a short kickoff and solid return gave OSU possession near midfield, and the Cowboys again took advantage. A 20-yard gain on a shuffle pass, followed by an 18-yard pass moved the ball to the Troy 17. Hunter took it the rest of the way on a draw, pushing the OSU lead to 35-10.

After Troy freshman Will Goggans punted the Cowboys back to their own early in the second half, OSU went right to work on the ground, using 11 plays, all rushes, to cover 99 yards.

Troy answered with an 11-play drive of its own, covering 80 yards. Hampton's second TD pass of the game covered 12 yards to Jernigan with 5:49 left in the third, cutting the OSU lead to 42-17.

After an OSU field goal, Troy completed a 10-play scoring drive of its own early in the fourth quarter when Hampton hit senior Fred Turner in the corner of the end zone from 15 yards away. It was Turner's first career touchdown, and cut the OSU lead to 45-24.

The Cowboys put the game away after converting a fake punt on a fourth and 11 from deep in their own territory.

"I don't know how you can line up and not look in the backfield at the punter because he is the one who is going to get the ball," Blakeney said. "I think that was coaching. I don't think they had done that before."



TEAM STATISTICS	TROY	FAU
FIRST DOWNS	20	20
RUSHES-YARDS (NET)	51-233	31-75
PASSING YDS (NET)	127	283
Passes Att-Comp-Int	24-11-1	41-21-2
TOTAL OFF. PLAYS-YARDS	75-360	72-358
Fumble Returns-Yards	0-0	0-0
Punt Returns-Yards	0-0	3-16
Kickoff Returns-Yards	3-54	5-71
Interception Returns-Yards	2-0	1-14
Punts (Number-Avg)	4-42.0	4-17.2
Fumbles-Lost	1-0	3-1
Penalties-Yards	4-25	7-47
Possession Time	32:13	27:47
Third-Down Conversions	3 of 15	9 of 17
Fourth-Down Conversions	3 of 3	0 of 1
Red-Zone Scores-Chances	6-7	3-5
Sacks By: Number-Yards	4-35	0-0

RUSHING

TROY: Jamie Hampton 16-61; DuJuan Harris 18-60; Xavier Moreland 8-59; Jerrel Jernigan 7-50; Tanner Jones 1-2; Maurice Greer 1-1.
 FAU: Dilvory Edgecomb 7-42; Willie Rose 6-40; Jeff Blanchard 3-9; Charles Pierre 6-8; Rusty Smith 9-minus 24.

PASSING

TROY: Jamie Hampton 10-21-1-116; Tanner Jones 1-3-0-11.
 FAU: Rusty Smith 21-41-2-283.

RECEIVING

TROY: Jerrel Jernigan 6-63; Kennard Burton 2-33; Patrick Cherry 1-18; Mykeal Terry 1-11; DuJuan Harris 1-2.
 FAU: Jamari Grant 6-82; Cortez Gent 5-64; Rob Housler 4-69; Chad Wilkes 2-33; Lester Jean 2-29; Willie Rose 2-6.

INTERCEPTIONS

TROY: Terence Moore 1-0; Boris Lee 1-0.
 FAU: Ed Alexander 1-14.

FUMBLES

TROY: DuJuan Harris 1-0.
 FAU: Rusty Smith 1-0; Cortez Gent 1-0; TEAM 1-1.

SACKS (UA-A)

TROY: Cameron Sheffield 2-0; Dion Gales 1-0; Brandon Lang 1-0.
 FAU: None.

GAME FACTS

Lockhart Stadium Attendance: 17191
 KO time: 6:06 pm End of Game: 9:25 pm
 Total elapsed time: 3:19

OFFICIALS

Referee: Chuck Lewis; Umpire: Thomas Miller; Linesman: Bill Greer; Line judge: Pete Tao; Back judge: Dax Hill; Field judge: Scott Solomon; Side judge: Andy Britton; Scorer: Jamie Carrig
 Temp: 84 Wind: ENE 13 Weather: M. Cloudy

2008 TROY UNIVERSITY FOOTBALL

GAME 5

TROY 30, FLORIDA ATLANTIC 17

Score by Quarters	1	2	3	4	Score	
Troy Trojans	7	10	10	3	30	Record: (3-2,2-0)
FAU	3	7	0	7	17	Record: (1-5,0-2)

Scoring Summary:

Qtr.	Time	Team	Scoring Play	Drive	Score
1st	12:08	FAU	Warley Leroy 34 yd field goal	8-54 2:52	Troy 0, FAU 3
	04:07	TROY	Jamie Hampton 2 run (Sam Glusman kick)	11-53 4:35	Troy 7, FAU 3
2nd	13:57	TROY	Glusman 20 yd field goal	9-38 3:42	Troy 10, FAU 3
	13:41	TROY	DuJuan Harris 16 run (Glusman kick)	2-16 0:11	Troy 17, FAU 3
	04:33	FAU	Jamari Grant 8 pass from Rusty Smith (Leroy kick)	8-45 3:16	Troy 17, FAU 10
3rd	11:47	TROY	Glusman 35 yd field goal	10-52 3:13	Troy 20, FAU 10
	09:28	TROY	Hampton 1 yd run (Glusman kick)	2-4 0:41	Troy 27, FAU 10
4th	12:00	TROY	Glusman 30 yd field goal	15-67 6:01	Troy 30, FAU 10
	07:08	FAU	Smith 1 yd run (Leroy kick)	13-75 4:52	Troy 30, FAU 17

FT. LAUDERDALE, Fla. – The Troy Trojans got their revenge on Florida Atlantic, downing the Owls 30-17 Tuesday night in front of a national television audience.

“Anytime you beat this guys you feel good,” coach Larry Blakeney said. “It wasn’t a pretty game early, there were a lot penalties in the first half but we got things done and we didn’t squander too much.”

But, for the Trojans, the victory may have long-term negative effects after quarterback Jamie Hampton and center Danny Franks both were helped from the field midway through the second half.

“I think Jamie Hampton is out for the year but I’m not sure,” Blakeney said. “We will get him fixed in a couple of weeks if it is what we think it is, let him rehab for a while. Danny Franks we think is okay, but he thought he broke his ankle. The doc doesn’t think it is.”

Hampton, who had rushed for 61 yards and two touchdowns, left the game late in the third quarter after a one-yard rush up the middle. Two plays later, after the first play of the fourth quarter, Franks was helped off the field.

FAU (1-5, 0-2 Sun Belt) started quick, driving 54 yards in eight plays before the Trojans defense stiffened, forcing a 34-yard field goal from Warley Leroy, giving the Owls a 3-0 lead with 12:08 to play in the first quarter.

After the two teams traded punts, the Trojans got their first points of the game on Hampton’s third touchdown run of the year. The two-yard effort capped a 53-yard drive that included a fourth-down conversion and a facemask penalty on FAU’s Daniel Joseph that gave Troy (3-2, 2-0 Sun Belt) a first and goal at the two.

A Brandon Lang sack of FAU quarterback Rusty Smith left the Owls pinned deep in their own end. A 33-yard punt put the Trojans back in business at the FAU 41.

A 19-yard pass from Hampton to Patrick Cherry left the Trojans with a first and goal at the FAU six. After failing to move the ball on three attempts, junior Sam Glusman ran his streak of consecutive field goals made to seven by connecting from 20 yards out with 13:57 to play.

Michael Taylor’s ensuing kickoff bounced off the helmet of FAU’s Rob Housler, was batted back by freshman Daniel Sheffield and recovered by Jorrick Calvin at the Owls’ 17. After a first down pass fell incomplete, Harris took the second down run 17 yards up the middle for a Troy touchdown. Sixteen seconds after the Glusman field goal, he tacked on the extra point for a 17-3 Troy lead.

FAU threatened on its next drive, driving to the Troy five, but Smith’s pass into the end zone on third and goal was intercepted by senior Terence Moore.

Hampton gave the turnover right back when he was intercepted over the middle by Ed Alexander, giving the Owls possession at the Troy 45.

Unlike their previous trip into the Red Zone, the Owls converted when Smith completed an eight-play drive with an eight-yard scoring pass to Jamari Grant with 4:33 left in the half. The touchdown was just the second for the Owls in their last 14 quarters of play.

Troy opened the second half by moving quickly into FAU territory, but a holding penalty put the brakes on the drive and the Trojans settled for a 35-yard field from Glusman at the 11:47 mark of the third quarter to push the lead to 20-10.

After a Cameron Sheffield sack of Smith on an attempted flea-flicker put the Owls behind the chains, a poor snap on fourth down left FAU punter Keegan Peterson chasing the ball toward his own end zone. His attempt to kick the ball went out of the bounds at the FAU four, giving the Trojans a first and goal.

Hampton made the Owls pay for their mistake on the second play, diving over from the one with his second rushing TD of the night, giving the Trojans a 27-10 lead with 9:28 left in the third.


FAU had another drive stall late in the third quarter. The Owls drove to the Troy 10 before consecutive pass attempts from Smith were batted down. FAU attempted a 28-yard field goal, but Warley’s try was wide left.

The Trojans got those three points back on a 31-yard field goal by Glusman at the 12 minute mark of the fourth quarter, but the points came at the end of a 13-play drive that cost the Trojans both their quarterback and center to injuries.

Florida Atlantic trimmed the lead down to 13, at 30-17 with 7:08 remaining in the contest on a one-yard touchdown run.

Tyler Clark helped keep the lead with under six minutes to play when DuJuan Harris fumbled at the Trojans 40-yard line. The sophomore offensive lineman fell on the ball with two FAU defenders swarming to preserve the drive.

The drive stalled, however, with 4:34 to play in the contest and Will Goggans booted a 46-yard punt down to the six yard line. But, FAU’s Avery Holley was able to return the ball to the Owls’ 19-yard line with 4:21 to play.



2008 TROY UNIVERSITY FOOTBALL

GAME 6 TROY 33, FLORIDA INTERNATIONAL 23

TEAM STATISTICS	FIU	TROY
FIRST DOWNS	15	20
RUSHES-YARDS (NET)	36-83	40-137
PASSING YDS (NET)	266	255
Passes Att-Comp-Int	34-22-1	29-19-0
TOTAL OFF. PLAYS-YARDS	70-349	69-392
Fumble Returns-Yards	0-0	0-0
Punt Returns-Yards	2--6	4-40
Kickoff Returns-Yards	6-146	3-67
Interception Returns-Yards	0-0	1-4
Punts (Number-Avg)	8-43.6	8-33.8
Fumbles-Lost	3-2	1-0
Penalties-Yards	10-72	11-72
Possession Time	29:49	30:11
Third-Down Conversions	7 of 17	0 of 11
Fourth-Down Conversions	0 of 2	0 of 0
Red-Zone Scores-Chances	3-3	4-4
Sacks By: Number-Yards	1-10	7-33

RUSHING

FIU: Daunte Owens 14-69; A'mod Ned 6-14; Paul McCall 16-0.

TROY: Jerrel Jernigan 10-88; DuJuan Harris 14-34; Kennard Burton 1-8; Xavier Moreland 2-7; Dan Parker 4-5; Levi Brown 7-0; TEAM 2-minus 5.

PASSING

FIU: Paul McCall 22-33-1-266; TEAM 0-1-0-0. TROY: Levi Brown 18-28-0-253; Jerrel Jernigan 1-1-0-2.

RECEIVING

FIU: T.Y. Hilton 6-116; Greg Ellingson 6-75; Junior Mertile 3-10; Daunte Owens 2-21; Eric Kirchenberg 2-15; Alonzo Phillips 1-16; A'mod Ned 1-8;

Jeremy Dickens 1-5.

TROY: Jerrel Jernigan 5-131; Cornelius Williams 4-50; Gerald Tate 2-25; Mykeal Terry 2-8; Kennard Burton 1-19; Andrew Davis 1-17; Chip Reeves 1-8; Justin Bray 1-2; Fred Turner 1-minus 2; DuJuan Harris 1-minus 3.

INTERCEPTIONS

FIU: None.

TROY: Sherrod Martin 1-4.

FUMBLES

FIU: Paul McCall 2-1; Jon Jackson 1-1.

TROY: TEAM 1-0.

SACKS (UA-A)

FIU: Quentin Newman 1-0.

TROY: Maurice Coleman 1-2; Dion Gales 1-1; Brandon Lang 2-0; Cameron Sheffield 2-0; Courtland Fuller 1-0.

GAME FACTS

Movie Gallery Stadium Attendance: 19361
 KO time: 6:07 pm End of Game: 9:37 pm
 Total elapsed time: 3:30

OFFICIALS

Referee: Perry Havener; Umpire: William Lee; Linesman: Greg LeFils, Sr; Line judge: Jeff Chandler; Back judge: Brian McGready; Field judge: Jamie Grant; Side judge: Michael Miles; Scorer: Phil Burroughs; Temp: 68 Wind: N 15 Weather: Clear

Score by Quarters	1	2	3	4	Score
FIU	9	7	0	7	23
Troy Trojans	16	3	7	7	33

Record: (3-4,2-1)
 Record: (4-2,3-0)

Scoring Summary:

Qtr.	Time	Team	Scoring Play	Drive	Score
1st	11:14	TROY	Cornelius Williams 15 pass from Levi Brown (kick failed)	10-63 3:46	FIU 0, Troy 6
	08:52	TROY	Jerrel Jernigan 86 pass from Brown (Sam Glusman kick)	2-90 0:47	FIU 0, Troy 13
	07:03	FIU	TEAM safety		FIU 9, Troy 13
	04:36	FIU	Junior Mertile 8 pass from Paul McCall (Dustin Rivest kick)	5-62 2:27	FIU 9, Troy 16
	01:35	TROY	Glusman 20 yd field goal	8-57 3:01	FIU 9, Troy 16
2nd	03:58	TROY	Glusman 44 yd field goal	4-1 1:10	FIU 9, Troy 19
	00:20	FIU	Daunte Owens 1 yd run (Rivest kick)	9-80 3:38	FIU 16, Troy 19
3rd	13:22	TROY	Justin Bray 2 pass from Jernigan (Glusman kick)	3-17 0:59	FIU 16, Troy 26
4th	14:56	TROY	Dan Parker 1 yd run (Glusman kick)	2-9 0:15	FIU 16, Troy 33
	09:27	FIU	Jeremy Dickens 5 pass from McCall (Rivest kick)	7-69 1:48	FIU 23, Troy 33

TROY, Ala. – On a night when the Trojans played with a new quarterback and new center, it was a sophomore receiver who stole the show.

Jerrel Jernigan scored on a long TD pass from first-time starter Levi Brown, threw for another score and had 221 yards of total offense in leading Troy to a 33-23 victory over visiting FIU Saturday night at Movie Gallery Veterans Stadium.

"Jerrell is a dynamic player when he has the ball in his hands," coach Larry Blakeney said. "He is a play-maker and I am never disappointed when his number is called."

Troy (4-2, 3-0) used three different quarterbacks to replace injured starter Jamie Hampton on the opening drive, with Brown getting the start, freshman Dan Parker pulling off his redshirt to play for the first time, and Jernigan taking snaps.

"All three quarterbacks did what we wanted them to do tonight," Blakeney said. "Levi played a good game. If you look at his numbers, they don't lie. Parker took care of the ball in short yardage situations and we were pleased with that position tonight and they did not turn the ball over a single time."

Brown finished with 253 passing yards on 18-of-28 and threw for two touchdowns. Jernigan only made five catches in the game, but made them count for a career-high 131 yards. Parker ran four times for just five yards, but did score a touchdown on the ground.

Brown completed his first four pass attempts, but a sack by FIU's Quentin Newman followed by the first incompleteness of the game, left Troy with a 47-yard field goal attempt. Junior Sam Glusman, who entered the game perfect on the year on both field goals and PATs, missed the kick, but was hit by the Panthers' Dezariah Johnson. FIU was flagged for roughing the kicker, giving Troy new life.

After failing to gain on the first play, Brown connected with junior Cornelius Williams for a 15-yard TD pass at the 11:14 mark of the first quarter. Glusman did see his streak of consecutive successful kicks end when his PAT attempt hit the right upright, leaving Troy with a 6-0 lead.

After holding FIU without a first down, the Trojans were flagged for an illegal block penalty on the punt, giving Troy the ball at its own 10. After a four-yard gain by DuJuan Harris on first down, Brown hit Jernigan on a slant, and the sophomore raced, untouched, 86-yards for a touchdown. It was the longest pass play for the Trojans since a 90-yard pass from Brock Nutter to Heyward Skipper against Cal State-Northridge during the 2001 season.

Glusman connected on the PAT, giving Troy a 13-0 lead with 8:52 left in the opening quarter.

The Troy defense again forced FIU off the field after three plays, and again the Trojans found themselves pinned deep when Williams fair caught the punt from Carlos Munera at the Troy four.

After an incomplete pass on first down, junior Steven Adams, starting at center for the first time in place of injured regular Danny Franks, snapped the ball over Brown's head and through the end zone for a safety.

Following the free kick, the Panthers got their offense going after a 35-yard run by Daunte Owens followed by a 22-yard pass from Paul McCall to Greg Ellingson. Facing a third and goal from the eight, McCall hit Junior Mertile for a touchdown with 4:36 left in the quarter, cutting the Troy lead to 13-9.

Troy answered right back, needing just four plays to drive inside the FIU 10. But, the drive stalled there and the Trojans settled for a 20-yard field goal from Glusman, his 10th consecutive made attempt of the year, to take a 16-9 lead after one quarter of play.

The second quarter was quiet until the Trojans pinned FIU inside its own five on a 40 yard Goggans punt. The Panthers were unable to get out of the hole and punted the ball back to Troy. Jorrick Calvin set the Trojans up at the FIU 28 with a 21-yard return. The Trojans failed to move the ball, but Glusman was good from 44 yards out, giving the Trojans a 19-9 lead with 3:58 left in the half.

The Panthers got their offense going late in the half, driving 80 yards in nine plays, ending on a one-yard TD run by Owens with 20 seconds left in the half. The big play in the drive was a 40-yard pass from McCall T.Y. Hilton on a third and seven.


After failing to force a turnover in the first half, the Trojans started the second half quickly after junior Cameron Sheffield striped McCall at the Panthers' 17 and recovered the loose ball there.

After moving to the FIU two, Jernigan lined up behind center and rolled right before throwing his first collegiate pass, good for a two-yard touchdown to Justin Bray. Glusman's PAT increased Troy's lead to 26-16 with 13:22 left in the third quarter.

The Trojans got the benefit of an FIU mistake in the kicking game late in the third quarter in much the same manner as last weeks' game at FAU. Goggans' pooch punt attempt went off the helmet of the Panthers' Jonathan Jackson at the FIU 14 and, like the game at FAU, was recovered by Calvin at the nine.

Troy took advantage on the first play of the first quarter when Parker snuck into the end zone from the one, increasing Troy's lead to 33-16.

FIU had no intention of going down without a fight, driving the ball 69 yards in seven plays, with the final five coming on a pass from McCall to Jeremy Dickens with 9:27 to play. McCall stood tough in the pocket on the drive, taking hits from the Troy defense on 24 and 22-yard passes to Hilton to get into position for the score, cutting the Trojans' lead to 33-23.



TEAM STATISTICS	TROY	NT
FIRST DOWNS	29	22
RUSHES-YARDS (NET)	28-108	33-92
PASSING YDS (NET)	439	246
Passes Att-Comp-Int	51-41-0	52-31-3
TOTAL OFFENSE PLAYS-YARDS	79-547	85-338

Fumble Returns-Yards	0-0	0-0
Punt Returns-Yards	4-36	1-3
Kickoff Returns-Yards	4-136	8-125
Interception Returns-Yards	3-42	0-0
Punts (Number-Avg)	4-37.5	6-43.3
Fumbles-Lost	1-0	2-1
Penalties-Yards	9-94	6-47
Possession Time	30:08	29:52
Third-Down Conversions	4 of 12	10 of 21
Fourth-Down Conversions	1 of 1	0 of 0
Red-Zone Scores-Chances	6-7	1-2
Sacks By: Number-Yards	3-28	0-0

RUSHING

TROY: Maurice Greer 7-41; DuJuan Harris 8-34; Levi Brown 6-14; Kennard Burton 1-11; Xavier Moreland 3-7; Dan Parker 3-1.
 North Texas: Cam Montgomery 16-92; Keronna Henderson 2-6; Casey Fitzgerald 1-0; Giovanni Vizza 14-minus 6.

PASSING

TROY: Levi Brown 40-50-0-391; Jonathan Chandler 1-1-0-48.
 North Texas: Giovanni Vizza 31-52-3-246.

RECEIVING

TROY: Jerrel Jernigan 9-123; Kennard Burton 6-43; Mykeal Terry 4-50; DuJuan Harris 4-28; Gerald Tate 3-41; Fred Turner 3-34; Austin Silvoy 3-30; Xavier Moreland 3-19; Cornelius Williams 3-14; Tanner Jones 1-48; Andrew Davis 1-11; Wesley Potter 1-minus 2.
 North Texas: Casey Fitzgerald 14-113; Brock Stickler 5-54; Keronna Dickerson 3-14; Breece Johnson 2-18; Alex Lott 2-15; Sam Roberston 2-14; Cam Montgomery 2-11; Roderick Johnson 1-7.

INTERCEPTIONS

FIU: None.
 TROY: Sherrod Martin 1-4.

FUMBLES

TROY: Jorrick Calvin 1-22; Donnell Golden 1-20; Xavier Lamb 1-0.
 North Texas: None.

SACKS (UA-A)

TROY: Xavier Lamb 0-1; Brandon Lang 0-1; Maurice Coleman 1-0; Dion Gales 1-0.
 North Texas: None.

GAME FACTS

Fouts Field Attendance: 18345
 KO time: 6:05 pm End of Game: 9:11 pm
 Total elapsed time: 3:06

OFFICIALS

Referee: Matt Loeffler; Umpire: Stan Weihe; Linesman: Scott Petersen; Line judge: Bryan Borill; Back judge: Donnie Aultman; Field judge: DuVal West; Side judge: Wayne Rundell; Scorer: North Texas SID
 Temp: 77 Wind: SW 5 Weather: Clear

2008 TROY UNIVERSITY FOOTBALL

GAME 7

TROY 45, NORTH TEXAS 17

Score by Quarters	1	2	3	4	Score	
Troy Trojans	15	10	7	13	45	Record: (5-2,4-0)
North Texas	0	7	0	10	17	Record: (0-8,0-4)

Scoring Summary:

Qtr.	Time	Team	Scoring Play	Drive	Score
1st	12:03	TROY	Dan Parker 1 yd run (kick failed)	8-82 2:57	Troy 6, NT 0
	06:21	TROY	Sam Glusman 28 field goal	15-78 5:07	Troy 9, NT 0
	01:47	TROY	DuJuan Harris 1 run (kick blocked)	9-63 3:13	Troy 15, NT 0
2nd	11:49	TROY	Jerrel Jernigan 6 pass from Levi Brown (Glusman kick)	8-65 2:21	Troy 22, NT 0
	08:05	NT	Casey Fitzgerald 32 pass from Giovanni Vizza (Jeremy Knott kick)	11-92 3:44	Troy 22, NT 7
	00:14	TROY	Glusman 24 field goal	10-73 2:51	Troy 25, NT 7
3rd	12:59	TROY	Harris 1 run (Glusman kick)	3-49 0:47	Troy 32, NT 7
4th	11:59	NT	Knott 46 field goal	9-35 3:57	Troy 32, NT 10
	11:46	TROY	Jorrick Calvin 95 kickoff return (Glusman kick)		Troy 39, NT 10
	06:50	NT	Cam Montgomery 7 run (Knott kick)	15-76 4:56	Troy 39, NT 17
	05:32	TROY	Mykeal Terry 29 pass from Brown (kick failed)	3-42 1:18	Troy 45, NT 17

DENTON, Texas – Apparently, Levi Brown likes his new role as the Troy Trojans' starting quarterback.

The junior from Mt. Juliet, Tenn., came out like a Texas gunslinger against the Mean Green of North Texas, completing 35-of-42 passes, for 334 yards, all in the first half. He finished with 391 yards passing, completing a school-record 40 passes, leading the Trojans to a 45-17 victory.

"I knew that if we came in here and played three phase football tonight, we would have a chance to win the game," coach Larry Blakeney said. "You never know coming into a game as the favorite to win. North Texas has struggled but they have gotten better every week."

The Trojans piled up 547 yards on 79 offensive plays. Troy had 439 yards through the air and 108 on the ground. In the win, Brown became the top passing performer under current coach Larry Blakeney surpassing Brock Nutter's 390-yard performance from 1999.

"There were a lot of throws tonight," Blakeney said. "Levi did an excellent job in the running game and he threw the ball very well."

Troy got its offense going quickly, scoring on its first three possessions. Freshman Dantavious Parker scored on a one-yard run, Sam Glusman hit a 28-yard field goal and sophomore DuJuan Harris scored on a one-yard TD run to take advantage of a Donnell Golden interception. both PAT attempts failed, leaving Troy with a 15-0 lead.

After a missed field goal on their next possession, the Trojans pushed their lead to 22-0 when Brown hit Jerrel Jernigan on a six-yard pass and Glusman converted the PAT.

"The offensive line did a great job tonight," Brown said. "They make my job easy because I can just stand there and throw the ball. We thought we could have success against them but I did not know that we would throw it that much."

North Texas took advantage of a mistake on special teams to get on the board at the 8:05 mark of the second quarter. Troy had forced the Mean Green into a punting situation, but Lang slid into punter Truman Spencer and was flagged for roughing.

The Mean Green scored three plays later when Vizza finally hooked up with his favorite target, Casey Fitzgerald, for a 32-yard touchdown. Jeremy Knott's PAT cut the Troy lead to 22-7.

The Trojans came right back to get another Glusman field goal, this one from 24 yards out with 14 seconds left in the half for a 25-7 Troy lead.

That final Troy drive of the half was costly for the Trojans. Jernigan, who already had nine receptions for 123 yards in the game, limped off the field with a knee injury and did not return.

The Trojans opened the second half with a little razzle-dazzle, after forcing the Mean Green offense off the field in three plays. Tanner Jones opened the second half at quarterback and threw a lateral pass to former quarterback Jonathan Chandler on the right side. Chandler turned and threw back to Jones, who went 48 yards to the one on his first career reception. Unfortunately, the play was likely Jones' last of the season, the result of a knee injury suffered on the play.

Harris went in for the touchdown two plays later and Glusman's PAT improved Troy's lead to 32-7.

North Texas drove deep into Troy territory on its next possession before Vizza was intercepted in the end zone by Jorrick Calvin. It was his first pick of the year.


After the two teams traded punts through most of the third quarter and into the fourth, the Mean Green got back on the board with a 46 yard field goal by Knott, cutting the Troy lead to 32-10.

The Trojans answered quickly, as Calvin took the ensuing kickoff back 94 yards for a touchdown. It was the first kickoff return for a score since Leodis McKelvin went 100 yards against South Carolina in 2005 and the first kick return for a score of any kind for Troy that didn't involve McKelvin since Demontray Carter took a kickoff back 94 yards against Southern Utah in 2001.

North Texas punched in a late score to close the game to 39-17 but a failed on-side kick attempt ultimately ended the night for the Mean Green.

The night however was not done for Brown. After Troy recovered the kick Brown found a streaking Mykeal Terry open in the middle of the field for a 29-yard strike for his second touchdown pass of the game. Glusman missed his third PAT of the game as the Trojans pushed their lead to 45-17.

Freshman Xavier Lamb picked off a Vizza pass to seal the game with three minutes left.



2008 TROY UNIVERSITY FOOTBALL

GAME 8

ULM 31, TROY 30

TEAM STATISTICS	TROY	ULM
FIRST DOWNS	22	21
RUSHES-YARDS (NET)	28-165	47-161
PASSING YDS (NET)	221	169
Passes Att-Comp-Int	36-23-1	32-20-1
TOTAL OFFENSE PLAYS-YDS	64-386	79-330
Fumble Returns-Yards	2-1	0-0
Punt Returns-Yards	1-27	0-0
Kickoff Returns-Yards	7-425	6-361
Interception Returns-Yards	1-12	1-16
Punts (Number-Avg)	2-36.0	5-34.6
Fumbles-Lost	2-1	0-0
Penalties-Yards	5-45	5-38
Possession Time	20:08	39:52
Third-Down Conversions	3 of 10	9 of 19
Fourth-Down Conversions	1 of 1	0 of 1
Red-Zone Scores-Chances	2-3	4-4
Sacks By: Number-Yards	2-16	0-0

RUSHING

TROY: DuJuan Harris 20-143; Levi Brown 3-27; Xavier Moreland 3-13; Maurice Greer 1-(-2).
ULM: Frank Goodin 18-60; Kinsmon Lancaster 14-42; Rodney Lovett 7-31; Trey Revell 4-29; Darrell McNeal 3-9; J.J. McCoy 1-(-10).

PASSING

TROY: Levi Brown 23-36-1-221.
ULM: Kinsmon Lancaster 15-26-1-125; Trey Revell 5-5-0-44; Scott Love 0-1-0-0.

RECEIVING

TROY: Andrew Davis 5-45; Mykeal Terry 4-32; Patrick Cherry 3-24; Justin Bray 3-16; Kennard Burton 2-45; DuJuan Harris 2-30; Gerald Tate 2-19; Cornelius Williams 1-5; Zach Marcum 1-5.

ULM: Zeek Zacharie 6-71; Darrell McNeal 5-18; Frank Goodin 3-34; Anthony McCall 2-31; J.J. McCoy 2-4; Luther Ambrose 1-6; Mitch Doyle 1-5.

INTERCEPTIONS

TROY: Donnell Golden 1-12.
ULM: Cardia Jackson 1-16.

FUMBLES

TROY: None.
ULM: DeMarcus Carmouche 1-0.

SACKS (UA-A)

TROY: Brandon Lang 1.0-7; Rashad Rousell 1.0-9; Boris Lee 0.5-0.
ULM: None.

GAME FACTS

Malone Stadium Attendance: 101112
KO time: 6:08 pm End of Game: 9:20 pm
Total elapsed time: 3:12

OFFICIALS

Referee: Perry Havener; Umpire: William Lee;
Linesman: Greg LeFils, Sr.; Line judge: Jeff Chandler; Back judge: Brian McGready; Field judge: Jamie Grant; Side judge: Michael Miles;
Scorer: Don Wheeler
Temp: 75 Wind: N 4 Weather: Clear

Score by Quarters	1	2	3	4	Score
Troy Trojans	7	10	7	6	30
ULM	8	0	14	9	31

Record: (5-3,4-1)
Record: (3-6,2-3)

Scoring Summary:

Qtr.	Time	Team	Scoring Play	Drive	Score
1st	07:10	ULM	Darrell McNeal 7 run (kick blocked)	10-73 4:51	ULM 6, Troy 0
	06:52	ULM	Jameson Jordan safety		ULM 8, Troy 0
	03:11	TROY	Andrew Davis 11 pass from Levi Brown (Glusman kick)		
2nd	09:02	TROY	Sam Glusman 47 field goal	10-77 2:35	ULM 8, Troy 7
	05:26	TROY	Cornelius Williams 5 pass from Brown (Glusman kick)	4-5 1:23	Troy 10, ULM 8
3rd	11:07	ULM	Mitch Doyle 5 pass from Kinsmon Lancaster (Radi Jabour kick)	2-18 0:22	Troy 17, ULM 8
	3:40	ULM	Frank Goodin 13 pass from Lancaster (Jabour kick)	7-39 5:53	Troy 17, ULM 15
	1:49	TROY	DuJuan Harris 45 run (Glusman kick)	13-84 6:29	ULM 22, Troy 17
4th	12:47	ULM	Jabour 48 field goal	6-68 1:51	Troy 24, ULM 22
	04:58	TROY	Harris 29 pass from Brown (Glusman kick)	9-21 4:02	ULM 25, Troy 24
	00:34	ULM	J.J. McCoy 7 pass from Trey Revell (rush failed)	9-84 2:45	Troy 30, ULM 25
				9-72 4:24	ULM 31, Troy 30

MONROE, La. – Leading by nine at halftime, the Troy Trojans fell behind in the second half and missed a potential game-winning field goal as time expired to drop their first Sun Belt conference road game in three seasons 31-30 to ULM on Saturday night.

The loss was the first on the road in Sun Belt play since Troy dropped a 9-3 game at Arkansas State on November 12, 2005.

With starting quarterback Kinsmon Lancaster on the bench with a leg injury, back up quarterback Trey Revell drove the Warhawks down the field and into the end zone to cap a nine play, 72-yard drive to put ULM on top 31-30 after a failed two-point conversion.

After a squib kick was picked up by Jorrick Calvin and returned to mid-field, Troy took over with 26 seconds remaining still trailing by one point.

Troy's Levi Brown was forced to throw away on both first and second down, then on third down completed a pass across the middle to Patrick Cherry. That play set up a fourth down and three with five seconds on the clock, and also set up a 56-yard attempt by Sam Glusman that hit off the cross bar and missed to end the game.

"I thought that putting Glusman in there gave us the best chance to win the game," head coach Larry Blakeney said. "When he first hit it, I thought it could make but it hit the crossbar and didn't go in. I thought it was going to be a dog fight. They are a good team and it's tough to play here."

The game featured seven lead changes along the way before the final field goal attempt.

"We gave up a lot of third downs tonight and against a good football team especially offensively, even their back-up was a good player," Blakeney said. "They did what they needed to do. We made some mistakes and didn't play perfectly but that's why you play the game."

Glusman was one-for-four on the game with his lone make coming from 47-yards with 9:02 remaining in the first half to give Troy their first lead of the night at 10-8.

Wide receiver Darrell McNeal took a direct snap at quarterback and rushed around left end for a seven-yard touchdown, but Calvin broke through to block the point after attempt holding ULM to just a 6-0 lead early in the first quarter.

On the second play of Troy's ensuing drive center Steven Adams snapped the ball over Brown's head into the end zone resulting in the quarterback falling on the ball for a safety and increasing the Warhawk lead to 8-0. The safety was Troy's second given up in three games.

Troy rebounded quickly with a 10-play, 77-yard drive that lasted just two minutes and 35 seconds that concluded with Brown hitting Andrew Davis for an 11-yard scoring strike to cut the lead to 8-7.


The touchdown was Davis' first since October 6, 2007 against FIU and he became the eighth Trojan to catch a touchdown in 2008. He finished the game with five receptions for 45 yards and the touchdown. Later in the second quarter, Justin Bray fumbled the ball after a catch to mark Troy's first turnover since Jamie Hampton threw an interception against Florida Atlantic on October 7, but Troy got the ball right back with Donnell Golden's second interception in two games.

Two plays later, Brown found Cornelius Williams on a slant from five yards out for a touchdown to give Troy a halftime lead of 17-8. In a span of eight plays both teams turned the ball over and Troy scored its second touchdown of the game.

ULM started the second half strong with a 63-yard kickoff return by Robert Williams. The offense followed suit as Lancaster directed a touchdown scoring drive culminating with a five-yard toss to Mitch Doyle to cut Troy's lead to 17-15 with 11:07 remaining in the third quarter.

The Warhawks regained the lead with 3:40 left in the third on a 13-yard touchdown pass from Lancaster to Frank Goodin. After the extra point, the ULM lead stood at 22-17.

Later in the third quarter, the Trojans faced a fourth-and-one from the ULM 45-yard line when DuJuan Harris took a handoff the distance to put the Trojans back on top 24-22 with under two minutes remaining in the third quarter. The carry put Harris over 100 yards for the second time this season and the first time since he rushed for 148 yards in the season opener against Middle Tennessee.



2008 TROY UNIVERSITY FOOTBALL

GAME 9

TROY 17, WKU 7

TEAM STATISTICS	WKU	TROY
FIRST DOWNS	15	24
RUSHES-YARDS (NET)	121	131
PASSING YDS (NET)	95	298
Passes Att-Comp-Int	33-15-1	46-30-1
TOTAL OFFENSE PLAYS-YDS	68-216	79-429
Fumble Returns-Yards	0-0	0-0
Punt Returns-Yards	0-0	1-4
Kickoff Returns-Yards	3-54	2-32
Interception Returns-Yards	1-0	1-22
Punts (Number-Avg)	7-34.6	3-29.7
Fumbles-Lost	2-0	2-1
Penalties-Yards	2-14	7-66
Possession Time	31:49	27:06
Third-Down Conversions	4 of 17	11 of 19
Fourth-Down Conversions	1 of 4	1 of 1
Red-Zone Scores-Chances	1-1	2-6
Sacks By: Number-Yards	1-5	4-31

RUSHING

TROY: DuJuan Harris 23-105; Levi Brown 5-17; Maurice Greer 3-10.
WKU: Brandon Smith 13-74; Marell Booker 7-29; Dexter Taylor 5-27; Stephen Willis 2-23

PASSING

TROY: Levi Brown 30-46-1-298.
WKU: Brandon Smith 10-22-1 56; David Wolke 3-8-0 32

RECEIVING

TROY: Jerrel Jernigan 8-88; Andrew Davis 5-101; Gerald Tate 4-39; Kennard Burton 4-16; Cornelius Williams 3-13; DuJuan Harris 3-12
WKU: Jake Gaebler 6-27; Wenquel Graves 4-41; Jessie Quinn 1-9; Stephen Willis 1-5

INTERCEPTIONS

TROY: Tavares Williams 1-22.
WKU: Ryan Beard 1-0

FUMBLES

TROY: Kennard Burton 1-1; DuJuan Harris 1-0
WKU: David Wolke 1-0; Brandon Smith 1-0

SACKS (UA-A)

TROY: Brandon Lang 1.0-15; Cortland Fuller 1-8; Boris Lee 1-7; Doin Gales 1.0-1
ULM: None.

GAME FACTS

Movie Gallery Stadium Attendance: 19,066
KO time: 2:37 pm End of Game: 5:37 pm
Total elapsed time: 3:00

OFFICIALS

Referee: Perry Havener; Umpire: William Lee;
Linesman: Greg LeFils, Sr.; Line judge: Jeff Chandler; Back judge: Brian McGready; Field judge: Jamie Grant; Side judge: Michael Miles;
Scorer: Phil Burroughs
Temp: 72 Wind: N 12 Weather: Sunny

Score by Quarters	1	2	3	4	Score
WKU	0	0	7	0	7
Troy Trojans	7	7	3	0	17

Record: (2-8)
Record: (6-3,4-1)

Scoring Summary:

Qtr.	Time	Team	Scoring Play
1st	14:10	TROY	Andrew Davis 58 pass from Brown (Glusman)
2nd	07:21	TROY	Gerald Tate 9 pass from Brown (Glusman)
3rd	9:28	WKU	Brandon Smith 20 rush (Mintrum)
	3:40	TROY	Sam Glusman 34 yd FG

Drive	Score
3-65 :40	Troy 7, WKU 0
9-63 2:26	Troy 14, WKU 0
12-94 5:53	Troy 14, WKU 7
6-40 2:16	Troy 17, WKU 7

TROY – Levi Brown threw for 298 yards and two touchdowns and DuJuan Harris ran for over 100 yards for the second consecutive game as the Troy Trojans defeated Western Kentucky University 17-7 in Sun Belt Conference action on Saturday afternoon.

With the homecoming victory the Trojans improved their record to 6-3 and gained bowl eligibility for the third consecutive season. The win also improved the Trojans to 34-12-1 since 1951 on homecoming. They have won 12 consecutive homecoming games.

Brown completed 30-of-46 passes for 298 yards and two touchdowns. He also threw his second interception of the year. Harris finished with 101 yards rushing on 23 carries. Brown's 298 yards marks the 28th time under Larry Blakeney a passer has thrown for at least 250 yards in a game.

"It was one of those games where you felt like you were just on the verge of extending yourself and getting it over early. But it's a win and a win is a win and its homecoming and I'm happy," head coach Larry Blakeney said. "We are going to enjoy this win here at homecoming and starting tomorrow we are going to get ready for LSU."

It took just three plays for the Trojans to reach the end zone when Brown hit Andrew Davis on a post route for 58 yards and a touchdown. The drive took just 40 seconds for Troy to go 65 yards and get an early 7-0 lead.

The touchdown was Davis' second in two games and just his second of the season. The 58 yard reception was the longest of his career. He finished the afternoon with five catches for 101 yards, a career-high.

Another Trojan receiver picked up Troy's next score to cap a nine-play, 63-yard drive when Brown hooked up with Gerald Tate from nine yards out for the score. Tate became ninth Trojan to record a receiving touchdown in 2008. It was also his first touchdown since he scored against FAU on December 1, 2007.

Hilltopper quarterback Brandon Smith was intercepted by safety Tavares Williams on the final play of the first half. The interception was his second of the season.

To start the second half Troy picked up a roughing the kicker penalty on a WKU punt, and following the penalty the Hilltoppers drove 95 yards on 12 plays for their first touchdown of the game. Smith ran for 20 yards on the touchdown scoring play to cut the Trojan lead to 14-7.

Troy's first drive of the second half resulted in a Sam Glusman 34-yard field goal and it also featured the return of wide out Jerrel Jernigan, who missed last weekend's game against ULM.


The sophomore recorded two catches for 35 yards on the drive. The field goal pushed Troy's lead to 17-7. Jernigan finished the game with 88 yards and a team-high six receptions, all in the second half.

Facing a 4th and seven, WKU attempted a fake punt, but the Trojans snuffed it out with Kedric Manning and Bryant McKissic making the play. On the ensuing drive Brown was picked off in the end zone for a touchback by Ryan Beard, but the Hilltoppers managed just two first downs before punting it away.

Glusman also missed a 35-yarder and a 36-yarder in the fourth quarter. After starting the season six-for-seven, Glusman has missed seven of his last 11 attempts in the last three contests.

Brandon Lang recorded a sack for the fifth consecutive game, for the season he has five-and-a-half quarterback sacks. Dion Gales recorded four tackles along with a sack and a tackle for a loss. Boris Lee posted seven tackles, one for a loss and a sack.

WKU was led offensively by the quarterback Smith with 99 total yards and one rushing touchdown.



2008 TROY UNIVERSITY FOOTBALL STATISTICS

TEAM STATISTICS..... TROY OPP

SCORING.....	285	195
Points Per Game.....	31.7	21.7
FIRST DOWNS.....	207	174
Rushing.....	87	78
Passing.....	110	80
Penalty.....	10	16
RUSHING YARDAGE.....	1494	1216
Yards gained rushing.....	1640	1547
Yards lost rushing.....	146	331
Rushing Attempts.....	312	360
Average Per Rush.....	4.8	3.4
Average Per Game.....	166.0	135.1
TDs Rushing.....	15	10
PASSING YARDAGE.....	2387	1700
Att-Comp-Int.....	363-235-10	301-167-16
Average Per Pass.....	6.6	5.6
Average Per Catch.....	10.2	10.2
Average Per Game.....	265.2	188.9
TDs Passing.....	19	15
TOTAL OFFENSE.....	3881	2916
Total Plays.....	675	661
Average Per Play.....	5.7	4.4
Average Per Game.....	431.2	324.0
KICK RETURNS: #-YARDS.....	32-704	48-876
PUNT RETURNS: #-YARDS.....	17-163	10-38
INT RETURNS: #-YARDS.....	16-151	10-87
KICK RETURN AVERAGE.....	22.0	18.2
PUNT RETURN AVERAGE.....	9.6	3.8
INT RETURN AVERAGE.....	9.4	8.7
FUMBLES-LOST.....	16-8	18-6
PENALTIES-YARDS.....	64-551	55-431
Average Per Game.....	61.2	47.9
PUNTS-YARDS.....	38-1442	55-2102
Average Per Punt.....	37.9	38.2
Net punt average.....	35.4	33.4
TIME OF POSSESSION/GAME.....	27:50	32:03
3RD-DOWN CONVERSIONS.....	39/121	57/149
3rd-Down Pct.....	32%	38%
4TH-DOWN CONVERSIONS.....	12/15	3/16
4th-Down Pct.....	80%	19%
SACKS BY-YARDS.....	26-206	7-40
MISC YARDS.....	0	0
TOUCHDOWNS SCORED.....	35	25
FIELD GOALS-ATTEMPTS.....	15-22	6-8
ON-SIDE KICKS.....	0-0	0-0
RED-ZONE SCORES.....	35-42 83%	24-29 83%
RED-ZONE TOUCHDOWNS.....	24-42 57%	20-29 69%
PAT-ATTEMPTS.....	30-34 88%	23-24 96%
ATTENDANCE.....	60487	223407
Games/Avg Per Game.....	3/20162	6/37234

BY QUARTERS..... 1st 2nd ... 3rd ... 4th Total

Troy Trojans.....	73	108	61	43	285
Opponents.....	44	49	31	71	195

Individual Statistics

RUSHING.....	G	Att	Gain	Lost	Net	Avg	TD	Lg	Avg/G
DuJuan Harris.....	9	131	690	36	654	5.0	7	45	72.7
Jamie Hampton.....	5	52	257	21	236	4.5	4	20	47.2
Jerrel Jernigan.....	8	22	191	1	190	8.6	0	38	23.8
Maurice Greer.....	9	23	168	4	164	7.1	1	60	18.2
Xavier Moreland.....	6	19	94	1	93	4.9	0	26	15.5
Fernandus Edwards.....	3	12	79	0	79	6.6	1	35	26.3
Levi Brown.....	6	23	77	29	48	2.1	0	13	8.0
D.J. Taylor.....	1	9	38	1	37	4.1	0	7	37.0
Kennard Burton.....	9	4	27	0	27	6.8	0	11	3.0
Tanner Jones.....	4	4	9	0	9	2.2	0	4	2.2
Dan Parker.....	2	7	10	4	6	0.9	2	5	3.0
TEAM.....	9	6	0	49	-49	-8.2	0	0	-5.4
Total.....	9	312	1640	146	1494	4.8	15	60	166.0
Opponents.....	9	360	1547	331	1216	3.4	10	41	135.1

PASSING G. Effic .. Att-Cmp-Int ..Pct Yds...TD. Lg ..Avg/G

Jamie Hampton.....	5	119	86	107-174-8	61.5	1046	9	45	209.2
Levi Brown.....	6	144	05	119-172-2	69.2	1227	9	86	204.5
Tanner Jones.....	4	82	51	7-15-0	46.7	64	0	11	16.0
Jerrel Jernigan.....	8	446	80	1-1-0	100.0	2	1	2	0.2
Jonathan Chandler.....	3	503	20	1-1-0	100.0	48	0	48	16.0
Total.....	9	131	74	235-363-10	64.7	2387	19	86	265.2
Opponents.....	9	108	74	167-301-16	55.5	1700	15	46	188.9

RECEIVINGG....No..... Yds.....Avg ... TD..... Long ...Avg/G

Jerrel Jernigan.....	8	54	666	12.3	5	86	83.2
Kennard Burton.....	9	37	374	10.1	0	30	41.6
DuJuan Harris.....	9	25	166	6.6	2	29	18.4
Mykeal Terry.....	9	20	195	9.8	3	38	21.7
Andrew Davis.....	9	16	250	15.6	2	58	27.8
Gerald Tate.....	8	14	148	10.6	1	29	18.5
Cornelius Williams.....	9	13	97	7.5	2	20	10.8
Justin Bray.....	7	9	48	5.3	1	10	6.9
Austin Silvoy.....	9	8	79	9.9	2	25	8.8
Zack Marcum.....	9	8	70	8.8	0	14	7.8
Fred Turner.....	9	8	64	8.0	1	15	7.1
Patrick Cherry.....	8	6	61	10.2	0	18	7.6
Fernandus Edwards.....	3	3	19	6.3	0	10	6.3
Xavier Moreland.....	6	3	19	6.3	0	10	3.2
Chip Reeves.....	5	2	19	9.5	0	11	3.8
Matt Stidham.....	3	2	19	9.5	0	11	6.3
Maurice Greer.....	9	2	15	7.5	0	11	1.7
Tanner Jones.....	4	1	48	48.0	0	48	12.0
Willie McDowell.....	1	1	17	17.0	0	17	17.0
Jonathan Chandler.....	3	1	12	12.0	0	12	4.0
Travis Boyd.....	9	1	3	3.0	0	3	0.3
Wesley Potter.....	9	1	-2	-2.0	0	0	-0.2
Total.....	9	235	2387	10.2	19	86	265.2
Opponents.....	9	167	1700	10.2	15	46	188.9

INTERCEPTIONSNo..... YdsAvg..... TDLong

Sherrod Martin.....	4	44	11.0	0	25
Terence Moore.....	3	10	3.3	0	10
Tavares Williams.....	2	22	11.0	0	22
Donnell Golden.....	2	32	16.0	0	20
Boris Lee.....	2	18	9.0	0	18
KeJuan Phillips.....	1	3	3.0	0	3
Xavier Lamb.....	1	0	0.0	0	0
Jorrick Calvin.....	1	22	22.0	0	22
Total.....	16	151	9.4	0	25
Opponents.....	10	87	8.7	0	21

PUNTING..... No. ... YdsAvg... Long ... TB .. FC ... I20. Blkd

Will Goggans.....	37	1425	38.5	68	3	6	13	1
TEAM.....	1	17	17.0	17	0	0	0	0
Total.....	38	1442	37.9	68	3	6	13	1
Opponents.....	55	2102	38.2	61	5	12	16	0

2008 TROY UNIVERSITY FOOTBALL STATISTICS

PUNT RETURNS	No.	Yds	Avg	TD	Long
Jorrick Calvin	10	104	10.4	0	27
Jerrel Jernigan	4	43	10.8	0	18
Fred Turner	1	13	13.0	0	13
Cornelius Williams	1	4	4.0	0	4
Chip Reeves	1	-1	-1.0	0	0
Total	17	163	9.6	0	27
Opponents	10	38	3.8	0	13

KICK RETURNS	No.	Yds	Avg	TD	Long
Jorrick Calvin	18	507	28.2	1	95
Maurice Greer	5	82	16.4	0	21
Jerrel Jernigan	3	53	17.7	0	22
DuJuan Harris	2	20	10.0	0	13
Nate Nolin	2	26	13.0	0	13
Chip Reeves	1	6	6.0	0	6
John Mark Patrick	1	10	10.0	0	10
Total	32	704	22.0	1	95
Opponents	48	876	18.2	0	54

FUMBLE RETURNS	No.	Yds	Avg	TD	Long
Steve McLendon	1	67	67.0	0	67
Total	1	67	67.0	0	67
Opponents	1	6	6.0	0	6

[----- PATs -----]

SCORING	TD	FGs	Kick	Rush	Rcv	Pass	DXP	Saf	Pts
Sam Glusman	0	15-22	30-34	0-0	0	0-0	0	0	75
DuJuan Harris	9	0-0	0-0	0-0	0	0-0	0	0	54
Jerrel Jernigan	5	0-0	0-0	0-0	0	0-0	0	0	30
Jamie Hampton	4	0-0	0-0	0-0	0	0-0	0	0	24
Mykeal Terry	3	0-0	0-0	0-0	0	0-0	0	0	18
Cornelius Williams	2	0-0	0-0	0-0	0	0-0	0	0	12
Dan Parker	2	0-0	0-0	0-0	0	0-0	0	0	12
Austin Silvoy	2	0-0	0-0	0-0	0	0-0	0	0	12
Andrew Davis	2	0-0	0-0	0-0	0	0-0	0	0	12
Fred Turner	1	0-0	0-0	0-0	0	0-0	0	0	6
Fernandus Edwards	1	0-0	0-0	0-0	0	0-0	0	0	6
Gerald Tate	1	0-0	0-0	0-0	0	0-0	0	0	6
Justin Bray	1	0-0	0-0	0-0	0	0-0	0	0	6
Jorrick Calvin	1	0-0	0-0	0-0	0	0-0	0	0	6
Maurice Greer	1	0-0	0-0	0-0	0	0-0	0	0	6
Levi Brown	0	0-0	0-0	0-0	0	0-1	0	0	0
Tavares Williams	0	0-0	0-0	0-0	0	0-0	0	0	0
Total	35	15-22	30-34	0-0	0	0-1	0	0	285
Opponents	25	6-8	23-24	0-1	0	0-0	0	0	195

TOTAL OFFENSE	G	Plays	Rush	Pass	Total	Avg/G
Jamie Hampton	5	226	236	1046	1282	256.4
Levi Brown	6	195	48	1227	1275	212.5
DuJuan Harris	9	131	654	0	654	72.7
Jerrel Jernigan	8	23	190	2	192	24.0
Maurice Greer	9	23	164	0	164	18.2
Xavier Moreland	6	19	93	0	93	15.5
Fernandus Edwards	3	12	79	0	79	26.3
Tanner Jones	4	19	9	64	73	18.2
Jonathan Chandler	3	1	0	48	48	16.0
D.J. Taylor	1	9	37	0	37	37.0
Kennard Burton	9	4	27	0	27	3.0
Dan Parker	2	7	6	0	6	3.0
TEAM	9	6	-49	0	-49	-5.4
Total	9	675	1494	2387	3881	431.2
Opponents	9	661	1216	1700	2916	324.0

KICKOFFS	No.	Yds	Avg	TB	OB	Retn	Net	YdLn
Michael Taylor	61	3701	60.7	8	5			
Total	61	3701	60.7	8	5	876	43.7	26
Opponents	40	2422	60.5	4	3	704	41.0	29

FIELD GOALS	M-A	Pct	<19	20-29	30-39	40-49	50+	Lg	Blk
Sam Glusman	15-22	68.2	0-0	6-6	4-7	5-7	0-2	48	0

FG SEQUENCE	Troy	Trojans	OPPONENTS
Middle Tennessee	(35)		(22)
Alcorn State	(23),(48),(41)		-
Ohio State	(22)		-
Oklahoma State	(47)		(22),(19)
FAU	(20),(35),(30)		(34),27
FIU	(20),(44)		-
North Texas	(28),48,(24)		(46)
ULM	37,(47),44,56		(48)
WKU	50,(34),35,36		43

Numbers in (parentheses) indicate field goal was made.

OFFENSIVE LINE	G	Plays	+	-	KD	PEN	SCK	GRD
Nic Riley	9	57	56	1	8	2	0.0	98.2
Micah Grimes	4	40	38	2	1	2	1.0	95.0
Zach Swindall	1	13	12	1	0	0	0.0	92.3
Chris Jamison	9	630	570	60	39	5	1.5	90.4
Dion Small	9	630	565	65	55	0	0.5	89.7
Danny Franks	7	459	411	52	31	2	0.0	89.5
Steven Merkel	9	45	40	5	3	0	0.0	88.9
Will Chambliss	9	43	38	5	2	0	0.0	88.4
Tyler Clark	9	605	530	77	40	3	0.5	87.6
Wesley Potter	9	235	206	29	23	3	0.5	87.6
Steven Adams	9	605	521	84	45	2	0.0	86.1
Windham Rotunda	1	22	18	4	3	0	0.0	81.8
Murray Keasler	1	22	15	7	2	2	0.0	68.2
Total	9	3406	3020	392	252	24	4.0	88.6

ALL PURPOSE	G	Rush	Rec	PR	KOR	IR	Tot	Avg/G
Jerrel Jernigan	8	190	666	43	53	0	952	119.0
DuJuan Harris	9	654	166	0	20	0	840	93.3
Jorrick Calvin	9	0	0	104	507	22	633	70.3
Kennard Burton	9	27	374	0	0	0	401	44.6
Maurice Greer	9	164	15	0	82	0	261	29.0
Andrew Davis	9	0	250	0	0	0	250	27.8
Jamie Hampton	5	236	0	0	0	0	236	47.2
Mykeal Terry	9	0	195	0	0	0	195	21.7
Gerald Tate	8	0	148	0	0	0	148	18.5
Xavier Moreland	6	93	19	0	0	0	112	18.7
Cornelius Williams	9	0	97	4	0	0	101	11.2
Fernandus Edwards	3	79	19	0	0	0	98	32.7
Austin Silvoy	9	0	79	0	0	0	79	8.8
Fred Turner	9	0	64	13	0	0	77	8.6
Zack Marcum	9	0	70	0	0	0	70	7.8
Patrick Cherry	8	0	61	0	0	0	61	7.6
Tanner Jones	4	9	48	0	0	0	57	14.2
Justin Bray	7	0	48	0	0	0	48	6.9
Levi Brown	6	48	0	0	0	0	48	8.0
Sherrod Martin	9	0	0	0	0	44	44	4.9
D.J. Taylor	1	37	0	0	0	0	37	37.0
Donnell Golden	7	0	0	0	0	32	32	4.6
Nate Nolin	9	0	0	0	26	0	26	2.9
Chip Reeves	5	0	19	-1	6	0	24	4.8
Tavares Williams	9	0	0	0	0	22	22	2.4
Matt Stidham	3	0	19	0	0	0	19	6.3
Boris Lee	9	0	0	0	0	18	18	2.0
Willie McDowell	1	0	17	0	0	0	17	17.0
Jonathan Chandler	3	0	12	0	0	0	12	4.0
Terence Moore	9	0	0	0	0	10	10	1.1
John Mark Patrick	9	0	0	0	0	10	10	1.1
Dan Parker	2	6	0	0	0	0	6	3.0
KeJuan Phillips	9	0	0	0	0	3	3	0.3
Travis Boyd	9	0	3	0	0	0	3	0.3
Wesley Potter	9	0	-2	0	0	0	-2	-0.2
TEAM	9	-49	0	0	0	0	-49	-5.4
Total	9	1494	2387	163	704	151	4899	544.3
Opponents	9	1216	1700	38	876	87	3917	435.2

Defensive Statistics

		-----Tackles-----			-----Sacks-----		-----Pass Def-----		-----Fumbles-----		Blkd	
DEFENSIVE LEADERS	GP	Solo	Ast	Total	TFL/Yds	No-Yards	Int-Yds	BrUp	QBH	Rcv-Yds	FF	Kick . Saf
2 Boris Lee	9	54	32	86	7.5-22	2.0-7	2-18	2				
48 Bear Woods	6	44	26	70	4.0-18	2.0-16		1	2			
6 Sherrod Martin	9	42	25	67			4-44	6				
20 Terence Moore	9	33	21	54	5.0-11	0.5-0	3-10	3	3		2	
91 Brandon Lang	9	32	18	50	11.5-77	5.5-60		4	24		2	
15 Tavares Williams	9	38	11	49	3.5-8		2-22	3	1			
14 Jorrick Calvin	9	35	13	48	3.0-5		1-22	6	2	2-0	1	1
90 Cameron Sheffield	9	33	12	45	9.5-65	5.5-44		2	17	2-0	3	
98 Dion Gales	9	25	14	39	10.5-39	5.5-29		9			1	
5 Trevor Ford	9	30	4	34	2.0-2			5			1	
95 Maurice Coleman	9	19	14	33	6.5-23	3.0-19		1	5			
92 Steve McLendon	9	24	7	31	5.5-10	1.0-0		7		1-67		
33 Donnell Golden	7	20	7	27	1.0-9		2-32					
77 Rashad Rousell	8	13	9	22	4.0-10	2.0-9		5				
49 Xavier Lamb	7	14	6	20	0.5-4	0.5-4	1-0	2	1			
39 Daniel Sheffield	9	12	4	16								
18 Courtland Fuller	9	10	6	16	3.0-18	2.0-15		1			1	
51 Kenny Mainor	3	9	5	14	3.0-5			6				
43 Trinidy Thomas	9	8	3	11								
13 Chris Bowens	5	10		10								
84 Fred Turner	9	5	4	9								
23 Bryant McKissic	9	6	2	8							1	
29 Kedric Manning	7	4	4	8						1-0		
31 John Mark Patrick	9	4	2	6	2.0-5			2				
97 Daniel Orr	3	2	4	6	2.0-4			1				
46 Brandon Boudreaux	2	1	4	5		0.5-6		3				
36 Sam Sellers	9	3	2	5	1.0-6							
34 KeJuan Phillips	9	2	1	3			1-3					
52 Carvel Jones	2	2		2								
81 Mykeal Terry	9	1		1								
32 DuJuan Harris	9	1		1								
30 Nate Nolin	9	1		1								
28 Xavier Moreland	6	1		1								
54 Jeremy Hawkins	4		1	1								
1A Brandon Cody	1	1		1								
35 Michael Taylor	9	1		1								
42 Derrick Thomas	9	1		1								
7 Jamie Hampton	5	1		1								
Total	9	542	261	803	85-341	26-206	16-151	36	88	6-67	12	1
Opponents	9	468	195	663	39.0-124	7-40	10-87	28	13	8-6	12	2

2008 TROY UNIVERSITY FOOTBALL STATISTICS

TROY INDIVIDUAL GAME HIGHS

Rushes	23	DuJuan Harris vs WKU (Nov 08)
Yards Rushing	148	DuJuan Harris at Middle Tenn. (Aug 28)
TD Rushes	2	DuJuan Harris at Middle Tenn. (Aug 28) Jamie Hampton at FAU (Oct 07) DuJuan Harris at North Texas (Oct 25)
Long Rush	60	Maurice Greer vs Alcorn St. (Sep 13)
Pass attempts	50	Levi Brown at North Texas (Oct 25)
Pass completions	40	Levi Brown at North Texas (Oct 25)
Yards Passing	391	Levi Brown at North Texas (Oct 25)
TD Passes	4	Jamie Hampton vs Alcorn St. (Sep 13)
Long Pass	86	Levi Brown vs FIU (Oct 18)
Receptions	9	Jerrel Jernigan at North Texas (Oct 25)
Yards Receiving	131	Jerrel Jernigan vs FIU (Oct 18)
TD Receptions	2	Mykeal Terry vs Alcorn St. (Sep 13)
Long Reception	86	Jerrel Jernigan vs FIU (Oct 18)
Field Goals	3	Sam Glusman vs Alcorn St. (Sep 13) Sam Glusman at FAU (Oct 07)
Long Field Goal	48	Sam Glusman vs Alcorn St. (Sep 13)
Punts	8	Will Goggans at Ohio St. (Sep 20) Will Goggans vs FIU (Oct 18)
Punting Avg	68.0	Will Goggans at Oklahoma St. (Sep 27)
Long Punt	68	Will Goggans at Oklahoma St. (Sep 27)
Long Punt Return	27	Jorrick Calvin at ULM (Nov 1)
Long KO Return	95	Jorrick Calvin at North Texas (Oct 25)
Tackles	24	Boris Lee at Middle Tenn. (Aug 28) Bear Woods at Middle Tenn. (Aug 28)
Sacks	2.0	Bear Woods at Middle Tennessee (Aug 28) Cameron Sheffield at FAU (Oct 08) Cameron Sheffield vs FIU (Oct 18) Brandon Lang vs FIU (Oct 18) Maurice Coleman vs FIU (Oct 18)
Tackles For Loss	3.5	Brandon Lang at North Texas (Oct 25)
Interceptions	3	Sherrod Martin vs Alcorn St. (Sep 13)

TROY TEAM GAME HIGHS

Rushes	50	vs Alcorn St. (Sep 13)
Yards Rushing	315	vs Alcorn St. (Sep 13)
Yards Per Rush	6.3	vs Alcorn St. (Sep 13)
TD Rushes	4	vs Alcorn St. (Sep 13)
Pass attempts	57	vs Alcorn State (Sep 13)
Pass completions	41	at North Texas (Oct 25)
Yards Passing	439	at North Texas (Oct 25)
Yards Per Pass	9.6	at ULM (Nov 1)
TD Passes	4	vs Alcorn St. (Sep 13)
Total Plays	107	vs Alcorn St. (Sep 13)
Total Offense	736	vs Alcorn St. (Sep 13)
Yards Per Play	6.9	at North Texas (Oct 25)
Points	65	vs Alcorn St. (Sep 13)
Sacks By	7	vs FIU (Oct 18)
First Downs	36	vs Alcorn St. (Sep 13)
Penalties	11	vs Alcorn St. (Sep 13) vs FIU (Oct 18)
Penalty Yards	94	at North Texas (Oct 25)
Turnovers	4	at Middle Tenn. (Aug 28) vs Alcorn St. (Sep 13)
Interceptions By	6	vs Alcorn St. (Sep 13)

OPPONENT INDIVIDUAL GAME HIGHS

Rushes	24	Hunter, Kendall, at Oklahoma St. (Sep 27)
Yards Rushing	169	Hunter, Kendall, at Okla. State (Sep 27)
TD Rushes	2	Toston, Keith, at Oklahoma St. (Sep 27) Hunter, Kendall, at Oklahoma St. (Sep 27)
Long Rush	41	Hunter, Kendall, at Oklahoma St. (Sep 27)
Pass attempts	52	Vizza,Giovanni, at North Texas (Oct 25)
Pass completions	31	Vizza,Giovanni, at North Texas (Oct 25)
Yards Passing	283	Smith, Rusty, at FAU (Oct 07)
TD Passes	4	Pryor, Terrelle, at Ohio St. (Sep 20)
Long Pass	46	Craddock, Joe, at Middle Tenn. (Aug 28)
Receptions	6	McDonald, S., at Middle Tenn. (Aug 28) Bryant, Dez, at Oklahoma St. (Sep 27) Hilton, T.Y., vs FIU (Oct 18) Ellingson, Greg, vs FIU (Oct 18) Zacharie, Zeek, at ULM (Nov 1)
Yards Receiving	118	Bryant, Dez, at Oklahoma St. (Sep 27)
TD Receptions	3	Bryant, Dez, at Oklahoma St. (Sep 27)
Long Reception	46	Beyah, Malcolm, at Middle Tenn. (Aug 28)
Field Goals	2	Bailey, Dan, at Oklahoma St. (Sep 27)
Long Field Goal	48	Jabour, Radi, at ULM (Nov 1)
Punts	10	OELFKE,Alexande, vs Alcorn St. (Sep 13)
Punting Avg	46.6	Trapasso, A.J., at Ohio St. (Sep 20)
Long Punt	61	Munera, Carlos, vs FIU (Oct 18)
Long Punt Return	13	Holley, Avery, at FAU (Oct 07)
Long KO Return	54	Williams, Robert, at ULM (Nov 1)
Tackles	14	ROBINSON, Lee, vs Alcorn St. (Sep 13) Nwigwe,Tobe, at North Texas (Oct 25)
Sacks	1.0	Suber, Alex, at Middle Tenn. (Aug 28) FIELDS,Javayle, vs Alcorn St. (Sep 13) Laurinaitis, J, at Ohio St. (Sep 20) Gibson, T, at Ohio St. (Sep 20) Newman, Quentin, vs FIU (Oct 18) Harrell, Neil, vs WKU (Nov 08)
Tackles For Loss	3.0	Newman, Quentin, vs FIU (Oct 18)
Interceptions	2	Coleman, Kurt, at Ohio St. (Sep 20)

OPPONENT TEAM GAME HIGHS

Rushes	62	at Oklahoma St. (Sep 27)
Yards Rushing	358	at Oklahoma St. (Sep 27)
Yards Per Rush	5.8	at Oklahoma St. (Sep 27)
TD Rushes	4	at Oklahoma St. (Sep 27)
Pass attempts	52	at North Texas (Oct 25)
Pass completions	31	at North Texas (Oct 25)
Yards Passing	283	at FAU (Oct 07)
Yards Per Pass	12.1	at Oklahoma St. (Sep 27)
TD Passes	4	at Ohio St. (Sep 20)
Total Plays	85	at North Texas (Oct 25)
Total Offense	612	at Oklahoma St. (Sep 27)
Yards Per Play	7.4	at Oklahoma St. (Sep 27)
Points	55	at Oklahoma St. (Sep 27)
Sacks By	2	at Middle Tenn. (Aug 28) at Ohio St. (Sep 20)
First Downs	35	at Oklahoma St. (Sep 27)
Penalties	10	vs FIU (Oct 18)
Penalty Yards	72	vs FIU (Oct 18)
Turnovers	7	vs Alcorn St. (Sep 13)
Interceptions By	2	vs Alcorn St. (Sep 13) at Ohio St. (Sep 20) at Oklahoma St. (Sep 27)

2008 TROY UNIVERSITY FOOTBALL STATISTICS

3rd-Down Conversions

Date	Opponent	Score	Overall	1st Qtr	2nd Qtr	3rd Qtr	4th Qtr
Aug 28	at Middle Tennessee	W 31-17	4-13 30.8%	0-2 0.0%	1-3 33.3%	1-3 33.3%	2-5 40.0%
Sep 13	Alcorn State	W 65-0	5-16 31.2%	2-3 66.7%	1-4 25.0%	1-5 20.0%	1-4 25.0%
Sep 20	at Ohio State	L 10-28	5-15 33.3%	0-2 0.0%	2-5 40.0%	3-4 75.0%	0-4 0.0%
Sep 27	at Oklahoma State	L 24-55	4-10 40.0%	0-2 0.0%	2-3 66.7%	1-3 33.3%	1-2 50.0%
Oct 07	at FAU	W 30-17	3-15 20.0%	2-5 40.0%	0-3 0.0%	1-5 20.0%	0-2 0.0%
Oct 18	FIU	W 33-23	0-11 0.0%	0-2 0.0%	0-3 0.0%	0-2 0.0%	0-4 0.0%
Oct 25	at North Texas	W 45-17	4-12 33.3%	3-6 50.0%	0-2 0.0%	0-3 0.0%	1-1 100.0%
Nov. 1	at ULM	L 30-31	3-10 30.0%	1-2 50.0%	1-4 25.0%	0-2 0.0%	1-2 50.0%
Nov 08	WKU	W 17-7	11-19 57.9%	3-4 75.0%	3-6 50.0%	1-2 50.0%	4-7 57.1%
	Troy Trojans		39-121 32.2%	11-28 39.3%	10-33 30.3%	8-29 27.6%	10-31 32.3%
	Opponents		57-149 38.3%	11-35 31.4%	15-38 39.5%	16-39 41.0%	15-37 40.5%

4th-Down Conversions

Date	Opponent	Score	Overall	1st Qtr	2nd Qtr	3rd Qtr	4th Qtr
Aug 28	at Middle Tennessee	W 31-17	0-1 0.0%	0-0 0.0%	0-1 0.0%	0-0 0.0%	0-0 0.0%
Sep 13	Alcorn State	W 65-0	5-5 100.0%	0-0 0.0%	2-2 100.0%	1-1 100.0%	2-2 100.0%
Sep 20	at Ohio State	L 10-28	0-0 0.0%	0-0 0.0%	0-0 0.0%	0-0 0.0%	0-0 0.0%
Sep 27	at Oklahoma State	L 24-55	1-3 33.3%	0-1 0.0%	0-0 0.0%	0-0 0.0%	1-2 50.0%
Oct 07	at FAU	W 30-17	3-3 100.0%	1-1 100.0%	0-0 0.0%	1-1 100.0%	1-1 100.0%
Oct 18	FIU	W 33-23	0-0 0.0%	0-0 0.0%	0-0 0.0%	0-0 0.0%	0-0 0.0%
Oct 25	at North Texas	W 45-17	1-1 100.0%	1-1 100.0%	0-0 0.0%	0-0 0.0%	0-0 0.0%
Nov. 1	at ULM	L 30-31	1-1 100.0%	0-0 0.0%	0-0 0.0%	1-1 100.0%	0-0 0.0%
Nov 08	WKU	W 17-7	1-1 100.0%	0-0 0.0%	0-0 0.0%	0-0 0.0%	1-1 100.0%
	Troy Trojans		12-15 80.0%	2-3 66.7%	2-3 66.7%	3-3 100.0%	5-6 83.3%
	Opponents		3-16 18.8%	0-0 0.0%	0-5 0.0%	0-3 0.0%	3-8 37.5%

Time of Possession

Date	Opponent	Score	Overall	1st Qtr	2nd Qtr	3rd Qtr	4th Qtr
Aug 28	at Middle Tennessee	W 31-17	24:06	3:49	5:41	4:51	9:45
Sep 13	Alcorn State	W 65-0	37:19	8:31	9:58	8:10	10:40
Sep 20	at Ohio State	L 10-28	29:50	6:37	7:33	9:15	6:25
Sep 27	at Oklahoma State	L 24-55	19:25	3:22	7:13	5:29	3:21
Oct 07	at FAU	W 30-17	32:13	9:10	5:39	8:53	8:31
Oct 18	FIU	W 33-23	30:11	7:45	7:10	7:56	7:20
Oct 25	at North Texas	W 45-17	30:08	11:36	8:09	5:03	5:20
Nov. 1	at ULM	L 30-31	20:08	5:52	6:41	2:49	4:46
Nov 08	WKU	W 17-7	27:06	5:14	8:29	6:08	7:15
	Troy Trojans	Total	250:26	61:56	66:33	58:34	63:23
		Avg.	27:49	6:52	7:23	6:30	7:02
	Opponents	Total	288:29	73:04	68:27	76:26	70:32
		Avg.	32:03	8:07	7:36	8:29	7:50

2008 TROY UNIVERSITY FOOTBALL STATISTICS

OFFENSE GAME-BY-GAME

Date	Opponent	--RUSHING--				--RECEIVING--				-----PASSING-----				--KICK RET--				--PUNT RET--				All Purp
		No.	Yds	TD	Lg	No.	Yds	TD	Lg	Att	Cmp	Int	Yds	TD	Lg	No	Yds	TD	Lg	No	Yds	
Aug 28	at MTSU	36	164	3	33	17	136	1	30	17	28	1	30	4	60	0	22	4	35	0	18	300
Sep 13	ALCORN STATE	50	315	4	60	37	421	4	38	37	57	2	421	4	38	0	0	3	21	0	13	736
Sep 20	at Ohio State	23	97	0	13	30	218	1	45	30	43	2	218	1	45	4	68	0	21	0	0	315
Sep 27	at Oklahoma State	23	144	0	38	27	272	3	25	27	49	2	272	3	25	8	201	0	41	0	0	416
Oct 07	at FAU	51	233	3	26	11	127	0	26	11	24	1	127	0	26	3	54	0	28	0	0	360
Oct 18	FIU	40	137	1	35	19	255	3	86	19	29	0	255	3	86	3	67	0	29	4	40	392
Oct 25	at North Texas	28	108	3	14	41	439	2	48	41	51	0	439	2	48	4	136	1	95	4	36	547
Nov 1	at ULM	28	186	1	21	23	221	3	29	23	36	1	221	3	29	4	86	0	24	1	27	407
Nov 08	WKU	33	131	0	21	30	298	2	58	30	46	1	298	2	58	2	32	0	19	1	4	429
	Totals	312	1494	15	60	235	2387	19	86	235	363	10	2387	19	86	32	704	1	95	17	163	3881
	Opponent	360	1216	10	41	167	1700	15	46	167	301	16	1700	15	46	48	876	0	54	10	38	2916

Avg per rush: 4.8 Avg per catch: 10.2 Pass efficiency: 131.74 Kick ret avg: 22.0 Punt ret avg: 9.6
 All purpose avg/game: 544.3 Total offense avg/gm: 431.2

DEFENSE GAME-BY-GAME

Date	Opponent	-----TACKLES-----				-SACKS-		-FUMBLE-		Pass			Blkd		Kicks--XPTS-					Pts
		Solo	Ast	Total	TFL-Yds	No-Yds	FFFR-Yds	Int-Yds	QBH	Brk	Kick	Att	Mad	Run	Rcv	Saf				
Aug 28	at Middle Tennessee	87	34	121	13.5-60	5.5-47	1	1-67	1-18	7	3	0	4-4	0	0	0	0	31		
Sep 13	ALCORN STATE	45	30	75	8.0-29	0.0-0	3	1-0	6-53	18	6	0	8-8	0	0	0	65			
Sep 20	at Ohio State	33	38	71	6.0-32	1.0-16	0	0-0	1-0	0	2	0	1-1	0	0	0	10			
Sep 27	at Oklahoma State	71	7	78	5.0-8	0.0-0	0	0-0	0-0	0	1	0	3-3	0	0	0	24			
Oct 07	at FAU	40	20	60	9.0-47	4.0-35	2	1-0	2-0	0	2	0	3-3	0	0	0	30			
Oct 18	FIU	56	26	82	11.5-34	7.5-30	2	2-0	1-4	22	1	0	4-3	0	0	0	33			
Oct 25	at North Texas	48	34	82	9.0-42	3.0-28	1	1-0	3-42	0	5	0	6-3	0	0	0	45			
Nov 1	at ULM	66	35	101	9.0-47	2.5-16	0	0-0	1-12	2	3	1	4-1	0	0	0	30			
Nov 08	WKU	48	17	65	9.0-45	4.5-31	1	0-0	1-22	3	7	0	2-2	0	0	0	17			
	Totals	528	244	772	80.0-344	28.5-209	12	6-67	16-151	74	35	1	34-30	0	0	0	285			
	Opponent	468	195	663	39.0-124	6.5-38	12	8-6	10-87	13	28	2	24-23	0	0	2	195			

SPECIAL TEAMS GAME-BY-GAME

Date	Opponent	-----PUNTING-----										--FIELD GOALS--			-----KICKOFFS-----			
		No	Yds	Avg	Long	Blkd	TB	FC	50+	I20	A-M	Lg	Blkd	No	Yds	Avg	TB	OB
Aug 28	at MTSU	5	189	37.8	49	0	1	0	0	0	1-1	35	0	6	382	63.7	2	0
Sep 13	ALCORN STATE	3	126	42.0	44	0	1	0	0	2	3-3	48	0	12	721	60.1	1	2
Sep 20	at Ohio State	8	310	38.8	51	0	1	0	2	1	1-1	22	0	3	174	58.0	1	1
Sep 27	at Oklahoma State	1	68	68.0	68	0	0	0	1	1	1-1	47	0	5	310	62.0	0	0
Oct 07	at FAU	4	168	42.0	46	0	0	0	0	2	3-3	35	0	7	405	57.9	1	1
Oct 18	FIU	8	270	33.8	51	0	0	2	1	5	2-2	44	0	8	511	63.9	2	0
Oct 25	at North Texas	4	150	37.5	40	0	0	2	0	0	3-2	28	0	9	501	55.7	0	1
Nov 1	at ULM	2	72	36.0	41	0	0	0	0	1	4-1	47	0	7	425	60.7	0	0
Nov 08	WKU	3	89	29.7	40	1	0	1	0	1	4-1	34	0	272	68.0	1	0	
	Totals	38	1442	37.9	68	1	3	6	4	13	22-15	48	0	3701	60.7	8	5	
	Opponent	55	2102	38.2	61	0	5	12	7	16	8-6	48	0	2422	60.5	4	3	

2008 TROY UNIVERSITY FOOTBALL STATISTICS

OPPONENT OFFENSE GAME-BY-GAME

Date	Opponent	----RUSHING----				--RECEIVING--				-----PASSING-----				--KICK RET--				--PUNT RET--				All Purp
		No.	Yds	TD	Lg	No.	Yds	TD	Lg	Att-Cmp	Int	Yds	TD	Lg	No	Yds	TD	Lg	No	Yds	TD	
Aug 28	at MTSU	50	84	1	18	20	200	1	46	20-34-1	200	1	46	4	67	0	33	0	0	0	0	284
Sep 13	ALCORN STATE	24	72	0	25	12	48	0	13	12-37-6	48	0	13	9	122	0	23	0	0	0	0	120
Sep 20	at Ohio State	42	170	0	18	10	139	4	39	10-17-1	139	4	39	1	10	0	10	4	25	0	9	309
Sep 27	at Oklahoma State	62	358	4	41	16	254	3	44	16-21-0	254	3	44	5	115	0	33	0	0	0	0	612
Oct 07	at FAU	31	75	1	19	21	283	1	32	21-41-2	283	1	32	5	71	0	27	3	16	0	13	358
Oct 18	FIU	36	83	1	35	22	266	2	40	22-34-1	266	2	40	6	146	0	32	2	-6	0	0	349
Oct 25	at North Texas	33	92	1	14	31	246	1	32	31-52-3	246	1	32	8	125	0	28	1	3	0	3	338
Nov 1	at ULM	47	202	1	21	20	169	3	24	20-32-1	169	3	24	7	166	0	54	0	0	0	0	371
Nov 08	WKU	35	121	1	21	15	95	0	16	15-33-1	95	0	16	3	54	0	22	0	0	0	0	216
	Opponent totals	360	1216	10	41	167	1700	15	46	167-301-16	1700	15	46	48	876	0	54	10	38	0	13	2916
	Troy Trojans	312	1494	15	60	235	2387	19	86	235-363-10	2387	19	86	32	704	1	95	17	163	0	27	3881

Avg per rush: 3.4 Avg per catch: 10.2 Pass efficiency: 108.74 Kick ret avg: 18.2 Punt ret avg: 3.8
 All purpose avg/game: 435.2 Total offense avg/gm: 324.0

OPPONENT DEFENSE GAME-BY-GAME

Date	Opponent	-----TACKLES-----			-SACKS-	-FUMBLE-	Pass		QBH	Brk	Blkd Kick	Kicks----XPTS--				Pts		
		Solo	Ast	Total			TFL-Yds	No-Yds				FFFR-Yds	Int-Yds	Att-Mad	Run		Rcv	Saf
Aug 28	at MTSU	54	2	56	5.0-14	2.0-9	2	3-0	1-11	0	1	0	2-2	0	0	0	0	17
Sep 13	ALCORN STATE	81	10	91	3.0-8	1.0-5	4	2-6	2-28	0	2	0	0-0	0	0	0	0	0
Sep 20	at Ohio State	32	40	72	4.0-14	2.0-11	1	0-0	2-0	0	2	0	4-4	0	0	0	0	28
Sep 27	at Oklahoma State	50	8	58	0.0-0	0.0-0	1	1-0	2-18	5	10	0	7-7	0	0	0	0	55
Oct 07	at FAU	38	44	82	4.0-9	0.0-0	1	0-0	1-14	1	3	0	2-2	0	0	0	0	17
Oct 18	FIU	58	16	74	10.0-38	1.0-10	0	0-0	0-0	1	1	0	3-3	0	0	1	1	23
Oct 25	at North Texas	44	46	90	5.0-18	0.0-0	0	0-0	0-0	0	5	1	2-2	0	0	0	0	17
Nov 1	at ULM	47	16	63	3.0-5	0.0-0	1	1-0	1-16	5	2	0	1-1	0	0	0	0	30
Nov 08	WKU	64	13	77	5.0-18	1.5-5	2	1-0	1-0	1	2	1	1-1	0	0	0	0	7
	Opponent totals	468	195	663	39.0-124	6.5-38	12	8-6	10-87	13	28	2	24-23	0	0	2	195	
	Troy Trojans	528	244	772	80.0-344	28.5-209	12	6-67	16-151	74	35	1	34-30	0	0	0	285	

OPPONENT SPECIAL TEAMS GAME-BY-GAME

Date	Opponent	-----PUNTING-----									--FIELD GOALS--			-----KICKOFFS-----				
		No	Yds	Avg	Long	Blkd	TB	FC	50+	I20	Att-Made	Lg	Blkd	No	Yds	Avg	TB	OB
Aug 28	at MTSU	6	241	40.2	52	0	0	1	1	1	1-1	22	0	4	283	70.8	0	0
Sep 13	ALCORN STATE	10	374	37.4	50	0	1	0	1	1	0-0	0	0	1	33	33.0	0	0
Sep 20	at Ohio State	7	326	46.6	60	0	2	1	3	3	0-0	0	0	5	319	63.8	1	0
Sep 27	at Oklahoma State	2	68	34.0	37	0	0	1	0	1	2-2	22	0	10	635	63.5	2	0
Oct 07	at FAU	4	69	17.2	42	0	0	1	0	1	2-1	34	0	4	253	63.2	1	0
Oct 18	FIU	8	349	43.6	61	0	0	4	1	5	0-0	0	0	4	230	57.5	0	1
Oct 25	at North Texas	6	260	43.3	54	0	1	1	1	1	1-1	46	0	4	214	53.5	0	0
Nov 1	at ULM	5	173	34.6	42	0	0	0	0	2	1-1	48	0	6	361	60.2	0	2
Nov 08	WKU	7	242	34.6	40	0	1	2	0	1	1-0	0	02	94	47.0	0	0	
	Opponent totals	55	2102	38.2	61	0	5	12	7	16	8-6	48	040	2422	60.5	4	3	
	Troy Trojans	38	1442	37.9	68	1	3	6	4	13	22-15	48	061	3701	60.7	8	5	

2008 TROY UNIVERSITY FOOTBALL STATISTICS

Individual Game-By-Game

RUSHING	No-Yds/TD	MT	ALC	OHST	OKST	FAU	FIU	NT	ULM	WKU	LSU	ULL	ASU
DuJuan Harris	131-654/7	19-148/2	9-39/1	11-54/0	9-41/0	18-60/1	14-34/0	8-34/2	20-143/1	23-101/0			
Jamie Hampton	52-236/4	11-41/1	6-45/1	10-35/0	9-54/0	16-61/2	DNP	DNP	DNP	DNP			
Jerrel Jernigan	22-190/0	1-2/0	-	1-3/0	3-47/0	7-50/0	10-88/0	-	DNP	-			
Maurice Greer	23-164/1	2-1/0	9-113/1	-	-	1-1/0	-	7-41/0	1--2/0	3-10/0			
Xavier Moreland	19-93/0	DNP	DNP	1-5/0	2-2/0	8-59/0	2-7/0	3-7/0	3-13/0	DNP			
Fernandus Edwards		12-79/1	-	12-79/1	DNP	DNP	DNP	-	DNP	DNP	DNP		
Levi Brown	23-48/0	DNP	2--5/0	DNP	-	DNP	7-0/0	6-14/0	3-27/0	5-12/0			
D.J. Taylor	9-37/0	DNP	9-37/0	DNP	DNP	DNP	DNP	DNP	DNP	DNP			
Kennard Burton	4-27/0	-	-	-	-	-	1-8/0	1-11/0	-	2-8/0			
Tanner Jones	4-9/0	DNP	3-7/0	DNP	-	1-2/0	DNP	-	DNP	DNP			
Dantavious Parker	7-6/2	DNP	DNP	DNP	DNP	DNP	4-5/1	3-1/1	DNP	DNP			
TEAM	6--49/0	3--28/0	-	-	-	-	2--5/0	-	1--16/0	-			

RECEIVING	No-Yds/TD	MT	ALC	OHST	OKST	FAU	FIU	NT	ULM	WKU	LSU	ULL	ASU
Jerrel Jernigan	54-666/5	6-43/0	8-94/1	8-66/1	6-58/1	6-63/0	5-131/1	9-123/1	DNP	6-88/0			
Kennard Burton	37-374/0	5-57/0	5-54/0	5-42/0	7-65/0	2-33/0	1-19/0	6-43/0	2-45/0	4-16/0			
Andrew Davis	16-250/2	-	1-30/0	2-35/0	1-11/0	-	1-17/0	1-11/0	5-45/1	5-101/1			
Mykeal Terry	20-195/3	1-6/0	2-53/2	3-19/0	1-9/0	1-11/0	2-8/0	4-50/1	4-32/0	2-7/0			
DuJuan Harris	25-166/2	1-5/1	2-20/0	8-29/0	3-43/0	1-2/0	1--3/0	4-28/0	2-30/1	3-12/0			
Gerald Tate	14-148/1	DNP	3-24/0	-	-	-	2-25/0	3-41/0	2-19/0	4-39/1			
Cornelius Williams	13-97/2	-	2-15/0	-	-	-	4-50/1	3-14/0	1-5/1	3-13/0			
Austin Silvov	8-79/2	-	1-9/1	-	4-40/1	-	-	3-30/0	-	-			
Zack Marcum	8-70/0	2-15/0	1-8/0	2-16/0	1-12/0	-	-	-	1-5/0	1-14/0			
Fred Turner	8-64/1	1-6/0	-	2-11/0	1-15/1	-	1--2/0	3-34/0	-	-			
Patrick Cherry	6-61/0	-	1-14/0	-	-	1-18/0	-	DNP	3-24/0	1-5/0			
Justin Bray	9-48/1	1-4/0	3-22/0	DNP	1-4/0	DNP	1-2/1	-	3-16/0	-			
Tanner Jones	1-48/0	DNP	-	DNP	-	-	DNP	1-48/0	DNP	DNP			
Xavier Moreland	3-19/0	DNP	DNP	-	-	-	-	3-19/0	-	DNP			
Chip Reeves	2-19/0	-	1-11/0	-	DNP	DNP	1-8/0	-	DNP	DNP			
Matt Stidham	2-19/0	DNP	2-19/0	DNP	-	DNP	DNP	-	DNP	DNP			
Fernandus Edwards		3-19/0	-	3-19/0	DNP	DNP	DNP	-	DNP	DNP	DNP		
Willie McDowell	1-17/0	DNP	1-17/0	DNP	DNP	DNP	DNP	DNP	DNP	DNP			
Maurice Greer	2-15/0	-	-	-	2-15/0	-	-	-	-	-			
Jonathan Chandler	1-12/0	DNP	1-12/0	-	DNP	DNP	DNP	-	DNP	DNP			
Travis Boyd	1-3/0	-	-	-	-	-	-	-	-	1-3/0			
Wesley Potter	1--2/0	-	-	-	-	-	-	1--2/0	-	-			

PASSING

#7 Jamie Hampton	Att	Comp	Int	Pct	Yards	TD	Long	Sack	Yds	Effc
Middle Tennessee	28	17	1	60.7	136	1	30	2	9	106.2
Alcorn State	37	26	2	70.3	323	4	38	0	0	168.5
Ohio State	43	30	2	69.8	218	1	45	2	11	110.7
Oklahoma State	45	24	2	53.3	253	3	25	0	0	113.7
FAU	21	10	1	47.6	116	0	26	0	0	84.5
TOTALS	174	107	8	61.5	1046	9	45	4	20	119.9

#12 Levi Brown	Att	Comp	Int	Pct	Yards	TD	Long	Sack	Yds	Effc
Alcorn State	10	6	0	60.0	56	0	17	1	5	107.0
Oklahoma State	2	2	0	100.0	8	0	4	0	0	133.6
FIU	28	18	0	64.3	253	2	86	1	10	163.8
North Texas	50	40	0	80.0	391	2	43	0	0	158.9
ULM	23	36	1	63.9	221	3	20	0	0	137.40
WKU	46	30	1	65.2	298	2	58	1	5	129.6
TOTALS	172	119	2	69.2	1227	9	86	3	20	144.1

#11 Tanner Jones	Att	Comp	Int	Pct	Yards	TD	Long	Sack	Yds	Effc
Alcorn State	10	5	0	50.0	42	0	11	0	0	85.3
Oklahoma State	2	1	0	50.0	11	0	11	0	0	96.2
FAU	3	1	0	33.3	11	0	11	0	0	64.1
TOTALS	15	7	0	46.7	64	0	11	0	0	82.5

#3 Jerrel Jernigan	Att	Comp	Int	Pct	Yards	TD	Long	Sack	Yds	Effc
FIU	1	1	0	100.0	2	1	2	0	0	446.8
TOTALS	1	1	0	100.0	2	1	2	0	0	446.8

#16 Jonathan Chandler	Att	Comp	Int	Pct	Yards	TD	Long	Sack	Yds	Effc
North Texas	1	1	0	100.0	48	0	48	0	0	503.2
TOTALS	1	1	0	100.0	48	0	48	0	0	503.2

2008 TROY UNIVERSITY FOOTBALL STATISTICS

PUNT RETURNS	No-Yds	MT	ALC	OHST	OKST	FAU	FIU	NT	ULM	WKU	LSU	ULL	ASU
Jorrick Calvin	10-104	1-1	-	-	-	-	3-36	4-36	1-27	1-4			
Jerrel Jernigan	4-43	3-34	1-9	-	-	-	-	-	DNP	-			
Fred Turner	1-13	-	1-13	-	-	-	-	-	-	-			
Cornelius Williams	1-4	-	-	-	-	-	1-4	-	-	-			
Chip Reeves	1--1	-	1--1	-	DNP	DNP	-	-	DNP	DNP			

KICK RETURNS	No-Yds	MT	ALC	OHST	OKST	FAU	FIU	NT	ULM	WKU	LSU	ULL	ASU
Jorrick Calvin	18-507	-	-	1-18	7-191	1-28	2-54	3-130	4-86	-			
Maurice Greer	5-82	-	-	3-50	-	1-13	-	-	-	1-19			
Jerrel Jernigan	3-53	3-53	-	-	-	-	-	-	DNP	-			
Nate Nolin	2-26	-	-	-	-	-	1-13	-	-	1-13			
DuJuan Harris	2-20	1-7	-	-	-	1-13	-	-	-	-			
John Mark Patrick	1-10	-	-	-	1-10	-	-	-	-	-			
Chip Reeves	1-6	-	-	-	DNP	DNP	-	1-6	DNP	DNP			

FUMBLE RETURNS	No-Yds	MT	ALC	OHST	OKST	FAU	FIU	NT	ULM	WKU	LSU	ULL	ASU
Steve McLendon	1-67	1-67	-	-	-	-	-	-	-	-			

INT RETURNS	No-Yds	MT	ALC	OHST	OKST	FAU	FIU	NT	ULM	WKU	LSU	ULL	ASU
Sherrod Martin	4-44	-	3-40	-	-	-	1-4	-	-	-			
Terence Moore	3-10	-	2-10	-	-	1-0	-	-	-	-			
Donnell Golden	2-32	-	-	-	-	DNP	-	1-20	1-12	DNP			
Boris Lee	2-18	1-18	-	-	-	1-0	-	-	-	-			
Tavares Williams	2-22	-	-	1-0	-	-	-	-	-	1-22			
Jorrick Calvin	1-22	-	-	-	-	-	-	1-22	-	-			
Xavier Lamb	1-0	-	-	DNP	DNP	-	-	1-0	-	-			
KeJuan Phillips	1-3	-	1-3	-	-	-	-	-	-	-			

FUMBLES	No-Lost	MT	ALC	OHST	OKST	FAU	FIU	NT	ULM	WKU	LSU	ULL	ASU
DuJuan Harris	4-2	1-1	1-1	-	-	1-0	-	-	-	1-0			
TEAM	3-1	1-1	-	-	-	-	1-0	-	1-0	-			
Jerrel Jernigan	2-2	1-1	-	-	1-1	-	-	-	DNP	-			
Jorrick Calvin	1-0	-	-	-	-	-	-	1-0	-	-			
Fred Turner	1-0	-	-	1-0	-	-	-	-	-	-			
Terence Moore	1-0	-	1-0	-	-	-	-	-	-	-			
Justin Bray	1-1	-	-	DNP	-	DNP	-	-	1-1	-			
Andrew Davis	1-1	-	1-1	-	-	-	-	-	-	-			
Maurice Greer	1-0	-	1-0	-	-	-	-	-	-	-			
Kennard Burton	1-1	-	-	-	-	-	-	-	-	1-1			

FUMBLES FORCED	No.	MT	ALCN	OHSU	OKST	FAU	FIU	NT	ULM	WKU	LSU	ULL	ASU
Cameron Sheffield	3	1	-	-	-	1	1	-	-	-			
Brandon Lang	2	-	1	-	-	-	-	1	-	-			
Terence Moore	2	-	1	-	-	-	1	-	-	-			
Trevor Ford	1	-	-	-	-	1	-	-	-	-			
Jorrick Calvin	1	-	-	-	-	-	-	-	1	-			
Dion Gales	1	-	-	-	-	-	-	-	-	1			
Bryant McKissic	1	-	1	-	-	-	-	-	-	-			
Courtland Fuller	1	-	-	-	-	-	-	1	-	-			

FUMBLES RECOVERED	No.	MT	ALCN	OHSU	OKST	FAU	FIU	NT	ULM	WKU	LSU	ULL	ASU
Jorrick Calvin	2	-	-	-	-	1	1	-	-	-			
Cameron Sheffield	2	-	-	-	-	-	1	1	-	-			
Kedric Manning	1	-	1	DNP	-	DNP	-	-	-	-			
Steve McLendon	1	1	-	-	-	-	-	-	-	-			

2008 TROY UNIVERSITY FOOTBALL STATISTICS

TOTAL TACKLES	UA-A	TOT	MT	ALC	OHST	OKST	FAU	FIU	NT	ULM	WKU	LSU	ULL	ASU
Boris Lee	52-32	84	14-10	2-2	5-10	10-1	1-1	4-3	2-0	9-3	5-2			
Sherrrod Martin	43-23	66	9-3	2-1	1-2	9-3	3-2	4-2	3-2	7-7	5-1			
Bear Woods	43-21	64	16-8	DNP	7-5	10-1	2-4	3-2	DNP	DNP	5-1			
Terence Moore	34-18	52	5-1	3-2	4-4	7-0	3-0	1-1	3-5	3-4	5-1			
Tavares Williams	37-13	50	1-2	3-1	2-1	4-0	7-2	5-2	4-2	8-0	3-3			
Brandon Lang	32-16	48	2-4	-	2-4	6-0	2-0	5-2	8-2	4-4	3-0			
Jorrick Calvin	36-11	47	4-1	1-1	2-2	4-0	5-3	1-1	9-2	5-1	5-0			
Cameron Sheffield	33-12	45	5-1	-	1-3	-	3-0	7-3	2-1	13-2	2-2			
Dion Gales	25-14	39	4-0	-	2-2	4-1	2-1	4-3	4-1	2-5	3-1			
Maurice Coleman	19-13	32	2-0	-	2-3	-	2-0	2-3	2-4	5-2	4-1			
Trevor Ford	29-3	32	3-0	-	1-0	9-0	3-2	1-0	7-0	3-1	2-0			
Donnell Golden	20-7	27	-	4-0	1-0	-	DNP	-	9-2	6-5	DNP			
Steve McLendon	19-7	26	1-0	-	1-0	3-0	1-1	5-1	4-2	3-2	1-1			
Xavier Lamb	13-7	20	1-0	5-3	DNP	DNP	2-0	1-1	4-2	-	0-1			
Rashad Roussell	10-7	17	2-0	2-5	DNP	-	1-1	3-0	1-1	1-0	-			
Daniel Sheffield	12-4	16	2-0	5-1	1-0	-	0-1	1-0	1-1	2-1	-			
Kenny Mainor	9-5	14	7-4	1-0	1-1	DNP	DNP	DNP	DNP	DNP	DNP			
Courtland Fuller	10-4	14	-	4-0	0-1	-	0-1	5-0	0-1	0-1	1-0			
Chris Bowens	10-0	10	7-0	1-0	DNP	1-0	-	1-0	DNP	DNP	DNP			
Fred Turner	5-4	9	1-0	-	-	1-1	0-1	2-1	-	0-1	1-0			
Trinity Thomas	5-4	9	-	3-1	-	-	-	-	-	1-0	1-3			
Bryant McKissic	6-2	8	-	2-2	-	-	1-0	-	2-0	-	1-0			
Kedric Manning	4-3	7	-	0-1	DNP	-	DNP	-	3-1	0-1	1-0			
John Mark Patrick	4-2	6	-	1-1	-	1-0	1-0	-	1-1	-	-			
Daniel Orr	2-4	6	-	1-4	DNP	1-0	DNP	DNP	DNP	DNP	DNP			
Brandon Boudreaux	1-4	5	DNP	0-3	DNP	DNP	DNP	DNP	1-1	DNP	DNP			
Sam Sellers	3-2	5	-	2-0	-	-	-	0-1	0-1	1-0	-			
KeJuan Phillips	2-1	3	-	0-1	-	-	-	-	1-0	1-0	-			
Carvel Jones	2-0	2	DNP	1-0	DNP	DNP	DNP	DNP	1-0	DNP	DNP			
Derick Thomas	1-0	1	-	-	-	-	1-0	-	-	-	-			
Mykeal Terry	1-0	1	-	-	-	1-0	-	-	-	-	-			
DuJuan Harris	1-0	1	-	1-0	-	-	-	-	-	-	-			
Brandon Cody	1-0	1	DNP	1-0	DNP	DNP	DNP	DNP	DNP	DNP	DNP			
Michael Taylor	1-0	1	-	-	-	-	-	-	-	1-0	-			
Jeremy Hawkins	0-1	1	DNP	0-1	DNP	DNP	DNP	-	-	DNP	-			
Jamie Hampton	1-0	1	1-0	-	-	-	-	DNP	DNP	DNP	DNP			
Xavier Moreland	1-0	1	DNP	DNP	-	-	-	-	-	1-0	DNP			
Nate Nolin	1-0	1	-	-	-	-	-	1-0	-	-	-			
TACKLES FOR LOSS	UA-A	TOT	MT	ALC	OHST	OKST	FAU	FIU	NT	ULM	WKU	LSU	ULL	ASU
Brandon Lang	11-3	12.5	-	-	1.0-16	-	2.0-21	2.0-4	3.5-13	2.0-8	2.0-18			
Cameron Sheffield	9-1	9.5	1.5-25	-	1.0-7	-	2.0-13	3.0-7	-	2.0-13	-			
Dion Gales	8-3	9.5	2.0-8	-	1.0-4	-	1.5-7	1.5-8	1.5-7	-	2.0-5			
Boris Lee	7-1	7.5	3.0-4	-	1.5-3	1.0-1	-	-	-	1.0-7	1.0-7			
Maurice Coleman	4-3	5.5	-	-	1.5-2	-	1.0-2	2.0-6	1.0-13	-	-			
Bear Woods	5-0	5.0	2.0-16	DNP	-	1.0-1	-	1.0-1	DNP	DNP	1.0-2			
Terence Moore	5-0	5.0	1.0-2	-	-	-	1.0-2	-	-	1.0-2	2.0-5			
Steve McLendon	3-1	3.5	-	-	-	1.0-2	-	1.0-1	0.5-1	1.0-6	-			
Kenny Mainor	3-0	3.0	2.0-3	1.0-2	-	DNP	DNP	DNP	DNP	DNP	DNP			
Courtland Fuller	3-0	3.0	-	1.0-3	-	-	-	1.0-7	-	-	1.0-8			
Jorrick Calvin	3-0	3.0	1.0-1	-	-	-	-	-	2.0-4	-	-			
Tavares Williams	2-1	2.5	-	1.0-3	-	-	0.5-1	-	-	1.0-2	-			
Daniel Orr	2-0	2.0	-	1.0-1	DNP	1.0-3	DNP	DNP	DNP	DNP	DNP			
Trevor Ford	2-0	2.0	1.0-1	-	-	1.0-1	-	-	-	-	-			
John Mark Patrick	2-0	2.0	-	1.0-4	-	-	1.0-1	-	-	-	-			
Rashad Roussell	2-0	2.0	-	1.0-1	DNP	-	-	-	-	1.0-9	-			
Sam Sellers	1-0	1.0	-	1.0-6	-	-	-	-	-	-	-			
Donnell Golden	1-0	1.0	-	1.0-9	-	-	DNP	-	-	-	DNP			
Xavier Lamb	0-1	0.5	-	-	DNP	DNP	-	-	0.5-4	-	-			
SACKS	UA-A	TOT	MT	ALC	OHST	OKST	FAU	FIU	NT	ULM	WKU	LSU	ULL	ASU
Dion Gales	5-1	5.5	1.0-6	-	-	-	1.0-7	1.5-8	1.0-7	-	1.0-1			
Brandon Lang	4-3	5.5	-	-	1.0-16	-	1.0-15	1.0-3	0.5-4	1.0-7	1.0-15			
Cameron Sheffield	5-1	5.5	1.5-25	-	-	-	2.0-13	2.0-6	-	-	-			
Maurice Coleman	2-2	3.0	-	-	-	-	-	2.0-6	1.0-13	-	-			
Bear Woods	2-0	2.0	2.0-16	DNP	-	-	-	-	DNP	DNP	-			
Courtland Fuller	2-0	2.0	-	-	-	-	-	1.0-7	-	-	1.0-8			
Boris Lee	1-2	2.0	0.5-0	-	-	-	-	-	-	0.5-0	1.0-7			
Rashad Roussell	1-0	1.0	-	-	DNP	-	-	-	-	1.0-9	-			
Brandon Boudreaux	0-1	0.5	DNP	-	DNP	DNP	DNP	DNP	0.5-6	DNP	DNP			
Xavier Lamb	0-1	0.5	-	-	DNP	DNP	-	-	0.5-4	-	-			
Terence Moore	0-1	0.5	0.5-0	-	-	-	-	-	-	-	-			
Steve McLendon	0-1	0.5	-	-	-	-	-	-	-	-	0.5-0			

2008 TROY UNIVERSITY FOOTBALL STARTERS

Offense

	MT	Alcorn	OhSt	OKSt	FAU	FIU	NT	ULM	WKU	LSU	ULL	ASU
QB	Hampton	Hampton	Hampton	Hampton	Hampton	Brown	Brown	Brown	Brown			
FB	Harris	Harris	Harris	Harris	Harris	Jernigan	Harris	Harris	Harris			
WR (H)	Jernigan	Nolin	Jernigan	Jernigan	Nolin	Marcum	Jernigan	Tate	Tate			
WR (X)	Burton	Burton	Burton	Burton	Burton	Burton	Burton	Burton	Burton			
WR (Y)	Williams	Boyd	Williams	Williams	Williams	Williams	Williams	Williams	Boyd			
WR (Z)	Terry	Terry	Terry	Terry	Terry	Terry	Terry	Terry	Terry			
LT	Jamison	Jamison	Jamison	Jamison	Jamison	Jamison	Jamison	Jamison	Jamison			
LG	Clark	Clark	Clark	Clark	Clark	Clark	Clark	Clark	Clark			
C	Franks	Franks	Franks	Franks	Franks	Adams	Adams	Adams	Franks			
RG	Adams	Adams	Adams	Adams	Adams	Potter	Potter	Potter	Adams			
RT	Small	Small	Small	Small	Small	Small	Small	Small	Small			

Specialists

	MT	Alcorn	OhSt	OKSt	FAU	FIU	NT	ULM	WKU	LSU	ULL	ASU
PK	Glusman	Glusman	Glusman	Glusman	Glusman	Glusman	Glusman	Glusman	Glusman			
LS	Thomas	Thomas	Thomas	Thomas	Thomas	Thomas	Thomas	Thomas	Thomas			
HO	Silvoy	Silvoy	Silvoy	Silvoy	Silvoy	Silvoy	Silvoy	Silvoy	Silvoy			
KO	Taylor	Taylor	Taylor	Taylor	Taylor	Taylor	Taylor	Taylor	Taylor			
P	Goggans	Goggans	Goggans	Goggans	Goggans	Goggans	Goggans	Goggans	Goggans			

Defense

	MT	Alcorn	OhSt	OKSt	FAU	FIU	NT	ULM	WKU	LSU	ULL	ASU
LE	Mainor	Mainor	Mainor	Lang	Lang	Lang	Lang	Lang	Lang			
DT	Gales	Gales	Gales	Gales	Gales	Coleman	Gales	Gales	Gales			
DT	McLendon	McLendon	McLendon	McLendon	McLendon	McLendon	McLendon	McLendon	McLendon			
RE	Sheffield	Sheffield	Sheffield	Sheffield	Sheffield	Sheffield	Sheffield	Sheffield	Sheffield			
MLB	Lee	Lee	Lee	Lee	Lee	Lee	Lee	Lee	Lee			
WLB	Woods	Golden	Woods	Woods	Woods	Woods	Golden	Golden	Woods			
SLB	Moore	Moore	Moore	Moore	Moore	Moore	Moore	Moore	Moore			
CB	Ford	Ford	Ford	Ford	Ford	Ford	Ford	Ford	Ford			
FS	Martin	Martin	Martin	Martin	Martin	Martin	Martin	Martin	Martin			
SS	Williams	Williams	Williams	Williams	Williams	Williams	Williams	Williams	Williams			
CB	Bowens	Calvin	Calvin	Calvin	Calvin	Calvin	Calvin	Calvin	Calvin			

Captains

	MT	Alcorn	OhSt	OKSt	FAU	FIU	NT	ULM	WKU	LSU	ULL	ASU
Martin	Gales	Burton	Burton	Tate	Lee	Small	Martin	Martin				
Jamison	Turner	T. Williams	Coleman	T. Williams	Martin	T. Williams	Jamison	D. Thomas				
Small	Terry	Franks	Thomas	Woods	Jamison	C. Williams	Small	Turner				
Woods	Moore	McLendon		Small	Moreland	Coleman	McLendon					

2008 TROY UNIVERSITY RED ZONE PRODUCTION

Date	Opponent	Score	Times		Total	Rush	Pass	FGs	----- Failed to score inside RZ -----							
			In RZ	Scored					Pts	TDs	TDs	TDs	Made	FGA	Downs	Int
Aug 28	at Middle Tenn	W 31-17	4	4	24	3	2	1	1	0	0	0	0	0	0	0
Sep 13	Alcorn State	W 65-0	7	7	41	5	2	3	2	0	0	0	0	0	0	0
Sep 20	at Ohio State	L 10-28	1	1	3	0	0	0	1	0	0	0	0	0	0	0
Sep 27	at Okla. State	L 24-55	3	3	21	3	0	3	0	0	0	0	0	0	0	0
Oct 07	at Fla. Atlantic	W 30-17	7	6	30	3	3	0	3	0	0	0	0	0	0	1
Oct 18	FIU	W 33-23	4	4	23	3	1	2	1	0	0	0	0	0	0	0
Oct 25	at North Texas	W 45-17	7	6	32	4	3	1	2	0	0	0	0	0	0	1
Nov 1	at ULM	L 30-31	3	2	10	1	0	1	1	1	0	0	0	0	0	0
Nov 8	WKU	W 17-7	6	2	10	1	0	1	1	2	0	1	1	0	0	0
Totals			42	35	194	23	11	12	12	3	0	1	1	0	2	
			35 of 42 (83.3%)													

Opponents Inside Troy Trojans Red-Zone

Date	Opponent	Score	Times		Total	Rush	Pass	FGs	----- Failed to score inside RZ -----							
			In RZ	Scored					Pts	TDs	TDs	TDs	Made	FGA	Downs	Int
Aug 28	at Middle Tenn.	W 31-17	4	2	10	1	1	0	1	0	1	0	1	0	0	0
Sep 13	Alcorn State	W 65-0	0	0	0	0	0	0	0	0	0	0	0	0	0	0
Sep 20	at Ohio State	L 10-28	2	2	14	2	0	2	0	0	0	0	0	0	0	0
Sep 27	at Okla. State	L 24-55	8	8	48	6	4	2	2	0	0	0	0	0	0	0
Oct 07	at Fla. Atlantic	W 30-17	5	3	17	2	1	1	1	1	0	1	0	0	0	0
Oct 18	FIU	W 33-23	3	3	21	3	1	2	0	0	0	0	0	0	0	0
Oct 25	at North Texas	W 45-17	2	1	7	1	1	0	0	0	0	1	0	0	0	0
Nov 1	at ULM	L 30-31	4	4	28	4	1	3	0	0	0	0	0	0	0	0
Nov 8	WKU	W 17-7	1	1	7	1	1	0	0	0	0	0	0	0	0	0
Totals			29	24	152	20	10	10	4	1	1	2	1	0	0	0
			24 of 29 (82.8%)													

INDIVIDUAL GAME-BY-GAME LEADERS

Game	Rushing Yards	Passing Yards	Receptions	Rec. Yards	Tackles	TFL	Sacks
MTSU	D. Harris (19-148)	J. Hampton (136)	J. Jernigan (6)	K. Burton (57)	B. Woods (24) B. Lee (24)	B. Woods (3.0)	B. Woods (2.0)
Alcorn St.	M. Greer (9-113)	J. Hampton (323)	J. Jernigan (8)	J. Jernigan (94)	X. Lamb (8)	8 players (1.0)	None
Ohio St.	D. Harris (11-54)	J. Hampton (218)	J. Jernigan (8) D. Harris (8)	J. Jernigan (66)	B. Lee (12)	B. Lee (1.5) M. Coleman (1.5)	C. Sheffield (1.0)
Okla. St.	J. Hampton (9-54)	J. Hampton (253)	K. Burton (7)	K. Burton (65)	S. Martin (12)	B. Woods (1.5)	None
FAU	J. Hampton (16-61)	J. Hampton (116)	J. Jernigan (6)	J. Jernigan (63)	T. Williams (9)	C. Sheffield (2.0) B. Lang (2.0) D. Gales (2.0)	C. Sheffield (2.0) C. Sheffield (2.0)
FIU	J. Jernigan (10-88)	L. Brown (253)	J. Jernigan (5)	J. Jernigan (131)	C. Sheffield (8)	C. Sheffield (3.0) B. Lang (3.0)	C. Sheffield (2.0) B. Lang (2.0) M. Coleman (2.0)
N. Texas	M. Greer (7-41)	L. Brown (391)	J. Jernigan (9)	J. Jernigan (123)	X. Lamb (10)	B. Lang (3.5)	D. Gales (1.0) M. Coleman (1.0)
ULM	D. Harris (20-143)	L. Brown (221)	A. Davis (5)	A. Davis (45) K. Burton (45)	C. Sheffield (13)	C. Sheffield (2.0) T. Moore (2.0) B. Lang (2.0)	B. Lang (1.0) R. Roussell (1.0)
WKU	D. Harris (23-101)	L. Brown (298)	J. Jernigan (6)	A. Davis (101)	B. Lee (7)	T. Moore (2.0) D. Gales (2.0) B. Lang (2.0)	four players (1.0)
LSU							
ULL							
ASU							

2008 TROY UNIVERSITY FOOTBALL STATISTICS

NCAA TEAM RANKING COMPARISON (119 teams ranked in Division I-A)

Category	National Rank	Actual	National Leader	Actual	Sun Belt Rank	Sun Belt Leader	Actual	Opponent Rank	Actual
Rush Offense	46	166.11	Nevada	324.11	3	UL Lafayette	289.86	28	187.78
Pass Offense	19	265.13	Texas Tech	433.70	1	Troy	265.11	61	212.44
Total Offense	24	431.22	Tulsa	593.00	2	UL Lafayette	479.56	33	400.22
Scoring Offense	32	31.67	Tulsa	52.00	2	UL Lafayette	35.89	34	31.22
Pass Efficiency	44	131.39	Tulsa	194.42	2	Arkansas State	138.11	68	121.63
Rush Defense	55	135.11	TCU	39.90	2	Arkansas State	130.33	23	109.33
Pass Defense	36	188.89	USC	128.67	1	Troy	188.89	48	194.11
Total Defense	37	324.00	USC	206.44	1	Troy	324.00	24	303.44
Scoring Defense	54	21.67	USC	6.67	1	Troy	21.67	59	24.42
Pass Efficiency Def.	41	108.76	USC	81.97	1	Troy	108.76	68	116.87
Net Punting	55	35.37	Michigan	42.16	1	Troy	35.37	29	36.81
Punt Returns	51	9.59	Central Michigan	20.77	4	FIU	16.65	12	14.74
Kickoff Returns	49	22.00	Penn State	29.00	2	FIU	24.07	103	19.53
Turnover Margin	40	.44	Florida	1.75	4	Arkansas State	1.00	97	.67
Sacks	5	3.22	TCU	3.80	1	Troy	3.22	50	2.00
Tackles For Loss	1	8.89	Troy	8.89	1	Troy	8.89	81	5.22
Sacks Allowed	3	.78	Air Force	.22	1	Troy	.78	21	1.22
Time of Poss.	105	27:50	TCU	34:47	7	Arkansas State	31:23	48	30:41
3rd Down Conv.	105	27.5	BYU	59.2	8	UL Lafayette	48.7	62	39.3
3rd Down Defense	60	38.3	Florida State	18.85	3	Fla. Atlantic	31.9	18	31.9
4th Down Conv.	3	80.0	Fresno St.	100.0	1	Troy	80.0	80	40.0
4th Down Defense	3	18.8	Connecticut	10.0	1	Troy	18.8	7	25.0
Fewest Penalties	94	7.11	Navy	3.11	5	Middle Tenn.	6.13	64	6.11
Red Zone Offense	52	.830	Florida	.970	2	Arkansas State	.940	14	.900
Red Zone Defense	65	.830	Florida	.590	3	FIU	.740	95	.880
First Downs Gained	17	23.00	Texas Tech	29.00	1	Troy	23.00	38	20.67
First Downs Allowed	70	19.33	TCU	11.80	4	Middle Tennessee	18.13	6	14.67

INDIVIDUAL RANKINGS

Category	Player	National Rank	Actual	National Leader	Actual	Sun Belt Leader	Actual
Rushing	DuJuan Harris	61	72.67	Brown, UConn	156.22	Fenroy, ULL	130.78
Receptions	Jerrel Jernigan	17	6.75	Fitzgerald, NT	9.00	Fitzgerald, NT	9.00
Receiving Yards	Jerrel Jernigan	30	83.12	Collie, BYU	118.56	Fitzgerald, NT	92.89
Interceptions	Sherrod Martin	13-T	.44	Goddard, UNC	.67	Martin, Troy	.44
	Terence Moore	39-T	.33				
	Donnell Golden	88-T	.27				
Punting	Will Goggans	82	38.51	Conley, Idaho	47.22	Spencer, NT	43.46
Kickoff Returns	Jorrick Calvin	17	28.17	Gavin, Florida State	34.25	Calvin, Troy	28.17
Field Goals	Sam Glusman	12-T	1.67	Gano, Florida State	2.50	Arauco, ASU	1.88
Scoring	Sam Glusman	32-T	8.33	Ringer, Michigan State	10.91	Fenroy, ULL	10.67
All-Purpose	Jerrel Jernigan	57	118.88	Hilton, FIU	198.67	Hilton, FIU	198.67
Sacks	Brandon Lang	27-T	.72				
	Cameron Sheffield	44-T	.61	Hughes, TCU	1.40	Carrington, ASU	1.19
	Dion Gales	44-T	.61				
Tackles	Boris Lee	69-T	8.00	Richardson, NM State	13.57	Joseph, FAU	12.00
Tackles for Loss	Brandon Lang	13-T	1.50	Gilbert, San Jose State	1.95	Carrington, ASU	1.78
	Cameron Sheffield	45-T	1.19				

2008 Season Drive Chart

MTSU Game

Troy Drives

Start	Result	Plays-Yards	TOP
T47	Punt	3-6	1:27
M04	TD	1-4	0:04
T09	Punt	3-9	2:18
T30	TD	9-70	3:07
T39	Fumble	5-(-18)	1:28
M21	FG	4-3	1:06
T21	TD	6-79	1:49
T07	Punt	5-16	1:47
T24	Interception	3-0	0:47
T01	Punt	7-41	2:42
T24	Fumble	2-12	0:25
T21	TD	11-79	4:12
T29	End of Game	3-3	1:15

Middle Tennessee Drives

Start	Result	Plays-Yards	TOP
M20	Punt	6-17	2:51
M20	Interception	3-(-2)	0:56
M20	FG	15-75	5:59
M37	Punt	3-(-1)	1:38
M20	Downs	11-41	4:36
T21	Fumble	6-9	3:31
M15	End of Half	3-(-12)	0:59
M38	Punt	3-(-12)	2:08
T38	Punt	3-(-1)	0:59
M28	Punt	7-15	3:41
T17	Downs	7-16	3:25
M26	Punt	3-9	1:57
T46	TD	1-46	0:07
T36	TD	6-36	1:54
M32	Downs	8-39	1:17

Average Field Position

	By Quarter			By Half		
	1st	2nd	3rd	4th	1st	2nd
	Total	Total	Total	Total	Total	Total
Troy	T50	T49	T13	T24	T50	T19
MT	M24	M38	T48	M44	M30	M48

Alcorn State Game

Troy Drives

Start	Result	Plays-Yards	TOP
T37	TD	4-63	1:06
T38	Fumble	3-39	1:10
T41	TD	8-59	2:34
T41	Punt	5-15	2:24
A31	FG	9-25	2:39
T30	TD	7-70	2:01
T39	Interception	2-10	0:39
T20	Fumble	6-24	1:26
T11	Interception	7-57	1:23
A30	TD	6-30	1:56
T40	TD	1-60	0:13
A27	TD	4-27	0:42
A38	TD	1-38	0:16
T50	Punt	3-2	0:42
A44	FG	7-14	2:20

A33	FG	6-9	2:11
T47	TD	9-53	2:57
T04	Punt	10-52	4:18
T10	End of Game	12-39	6:22

Alcorn State Drives

Start	Result	Plays-Yards	TOP
A20	Punt	3-(-8)	1:08
A23	Punt	3-(-11)	1:31
A15	Punt	5-5	2:24
A02	Punt	3-5	1:26
A40	Punt	3-4	1:35
A40	Interception	3-0	0:36
T39	Punt	3-0	0:24
A47	Interception	2-0	0:08
A27	Interception	1-0	0:12
A20	Interception	7-30	1:31
A30	Interception	1-0	0:17
A38	Fumble	0-0	0:00
A37	End of Half	1-(-1)	0:19
A13	Punt	3-6	0:58
A08	Punt	5-16	2:15
A23	Downs	5-10	2:11
A20	Punt	3-(-5)	1:15
A24	Punt	4-33	2:14
A20	Interception	6-42	2:17

Average Field Position

	By Quarter			By Half		
	1st	2nd	3rd	4th	1st	2nd
	Total	Total	Total	Total	Total	Total
Troy	T45	T43	A45	T07	T43	T39
ASU	A15	A37	A17	A20	A30	A18

Ohio State Game

Troy Drives

Start	Result	Plays-Yards	TOP
T27	Punt	3-0	1:11
T20	Punt	5-35	2:18
O47	FG	9-42	4:27
T25	Interception	3-7	1:12
T23	Punt	6-22	3:07
T20	TD	5-80	1:45
T20	Interception	10-46	3:36
T07	Punt	11-43	5:39
T02	Punt	3-2	0:40
T31	Punt	3-5	2:09
T04	Punt	3-6	1:06
T18	Punt	6-13	2:15

Ohio State Drives

Start	Result	Plays-Yards	TOP
O40	TD	9-60	4:46
O45	Punt	3-0	2:02
O05	Punt	3-6	1:35
O38	Punt	2-(-7)	1:05
T37	TD	4-37	2:06
O29	Punt	5-27	2:23
O20	Interception	7-36	1:49
O07	Punt	5-34	3:04
O20	Punt	5-19	2:41
T37	TD	2-37	0:52

O32	Punt	7-29	3:31
T27	TD	4-27	1:50
O25	End of Game	3-9	2:22

Average Field Position

	By Quarter			By Half		
	1st	2nd	3rd	4th	1st	2nd
	Total	Total	Total	Total	Total	Total
Troy	T33	T22	T13	T13	T28	T13
OSU	O30	O37	O13	O48	O34	O36

Oklahoma State Game

Troy Drives

Start	Result	Plays-Yards	TOP
T27	Downs	6-47	1:27
T24	Interception	5-28	1:26
T20	Fumble	7-54	3:12
T27	TD	6-73	2:16
T20	FG	12-50	1:54
T41	End of Half	2-9	0:20
T27	Punt	3-4	0:53
T20	TD	11-80	2:53
T41	TD	10-59	2:14
T28	Interception	1-0	0:15
T25	Downs	6-23	1:52
T15	End of Game	4-19	0:43

Oklahoma State Drives

Start	Result	Plays-Yards	TOP
O33	TD	11-67	5:16
O27	Punt	4-18	3:11
O46	TD	9-54	3:11
O26	TD	9-74	4:49
O24	TD	5-76	2:27
O44	TD	4-56	0:31
O01	TD	11-99	5:25
O21	FG	11-74	4:06
O33	FG	16-65	8:22
T19	TD	2-19	0:53
T47	Punt	3-(-5)	2:24

Average Field Position

	By Quarter			By Half		
	1st	2nd	3rd	4th	1st	2nd
	Total	Total	Total	Total	Total	Total
Troy	T23	T29	T29	T26	T26	T28
OSU	O35	O31	O11	T45	O33	O37

2008 Season Drive Chart

Florida Atlantic Game

Troy Drives

Start	Result	Plays-Yards	TOP
T28	Punt	3-4	2:01
T47	TD	11-53	4:35
F41	FG	9-38	3:42
F16	TD	2-16	0:11
T20	Interception	5-21	1:24
T20	Punt	5-34	2:32
F47	End of Half	3-19	0:24
T30	FG	10-52	3:13
F04	TD	2-4	0:41
T15	Punt	4-24	1:58
T20	FG	15-67	6:01
T28	Punt	5-20	2:47
F39	End of Game	4-20	2:44

Florida Atlantic Drives

Start	Result	Plays-Yards	TOP
F29	FG	8-54	2:52
F14	Punt	3-9	1:25
F20	Punt	3-(-14)	1:33
F23	Fumble	0-(-7)	0:05
F30	Interception	11-66	4:28
T45	TD	8-45	3:16
F08	Interception	5-30	1:37
F40	Punt	3-2	1:38
F34	Punt	3-9	1:51
F24	Missed FG	11-66	2:38
F25	TD	13-75	4:52
F19	Downs	6-21	1:37

Average Field Position

	By Quarter				By Half		
	1st	2nd	3rd	4th	1st	2nd	Total
	Troy	T44	T44	T40	T44	T44	T41
FAU	F21	F31	F32	F22	F26	F28	F27

Florida International Game

Troy Drives

Start	Result	Plays-Yards	TOP
T37	TD	10-63	3:46
T10	TD	2-90	0:47
T04	Safety	2-(-4)	0:11
T40	FG	8-57	3:01
T29	Punt	4-15	2:26
T18	Punt	6-36	3:14
F28	FG	4-1	1:10
T37	End of Half	2-(-1)	0:20
F17	TD	3-17	0:59
T17	Punt	5-13	2:23
T09	Punt	9-54	4:23
F09	TD	2-9	0:15
T21	Punt	3-4	1:35
T33	Punt	3-5	1:57
T39	Punt	5-16	2:34
F24	Punt	3-(-18)	1:10

Florida International Drives

Start	Result	Plays-Yards	TOP
F27	Punt	3-6	1:35
F42	Punt	3-9	1:38
F38	TD	5-62	2:27
F31	Punt	3-0	1:35
F24	Punt	6-24	2:29
F03	Punt	3-2	1:43
F20	TD	9-80	3:38
F20	Fumble	2-(-3)	0:39
F27	Punt	3-19	1:13
F19	Punt	9-37	5:12
F14	Fumble	0-(-5)	0:00
F40	Punt	3-(-6)	2:06
F31	TD	7-69	1:48
F47	Interception	4-8	1:35
F15	Downs	4-9	0:44
F07	End of Game	6-18	1:27

Average Field Position

	By Quarter				By Half		
	1st	2nd	3rd	4th	1st	2nd	Total
	Troy	T22	T39	T50	T42	T30	T46
FIU	F34	F15	F22	F28	F26	F25	F26

North Texas Game

Troy Drives

Start	Result	Plays-Yards	TOP
T18	TD	8-82	2:57
T12	FG	15-78	5:07
T37	TD	9-63	3:13
N26	Missed FG	4-(-5)	0:19
T35	TD	8-65	2:21
T16	Punt	5-21	2:57
T21	FG	10-73	2:51
N49	TD	3-49	0:47
T20	Punt	3-5	1:20
T22	Punt	3-4	0:50
T25	Punt	3-3	2:06
N00	TD (KO return)	0-0	0:00
N42	TD	3-42	1:18
T43	End of Game	8-47	3:49

North Texas Drives

Start	Result	Plays-Yards	TOP
N34	Punt	3-0	0:35
N40	Interception	5-35	1:21
N26	Fumble	3-0	0:47
N31	Punt	3-(-1)	1:31
N08	TD	11-92	3:44
N26	Punt	6-14	2:03
N39	End of Half	1-4	0:14
N29	Punt	3-8	1:14
N25	Punt	11-34	4:14
N39	Interception	8-47	2:38
N36	FG	9-35	3:57
N24	TD	15-76	4:56
N27	Interception	5-22	1:43

Average Field Position

	By Quarter				By Half		
	1st	2nd	3rd	4th	1st	2nd	Total
	Troy	T35	T24	T29	N33	T30	T45
UNT	N32	N24	N33	N25	N29	N30	N30

ULM Game

Troy Drives

Start	Result	Plays-Yards	TOP
T25	Punt	5-17	2:59
T16	Safety	2-(-16)	0:18
T23	TD	10-77	2:35
T38	Missed FG	6-42	2:00
L35	FG	4-5	1:23
L29	Fumble	3-11	1:10
L18	TD	2-18	0:22
T07	Missed FG	9-66	1:46
T40	Punt	3-3	0:58
T32	TD	6-68	1:51
T40	Interception	5-27	1:27
T16	TD	9-84	2:45
L46	Missed FG	4-7	0:34

ULM Drives

Start	Result	Plays-Yards	TOP
L27	TD	10-73	4:51
L35	Punt	3-0	1:06
L20	Punt	5-10	3:18
L20	Punt	3-2	2:28
L20	Downs	4-9	1:09
L18	Interception	3-3	0:55
L29	Punt	8-32	3:40
L20	End of half	0-0	0:00
T39	TD	7-39	3:53
L16	TD	13-84	6:29
L48	FG	9-21	4:02
L37	Punt	6-20	3:37
L28	TD	9-72	4:24
L20	End of Game	0-0	0:00

Average Field Position

	By Quarter				By Half		
	1st	2nd	3rd	4th	1st	2nd	Total
	Troy	T21	L48	T36	T36	T40	T36
ULM	L27	L21	L41	L32	L24	L38	L29

2008 Season Drive Chart

Western Kentucky Game

Troy Drives

Start	Result	Plays-Yards	TOP
T35	TD	3-65	0:40
T26	Punt	8-27	2:59
T20	Missed FG	13-47	4:28
T37	TD	9-63	2:26
T32	Punt	3-7	2:20
T15	Punt	3-(-1)	0:50
T49	End of Half	0-0	0:00
T43	FG	6-40	2:16
W32	Interception	7-24	2:12
T36	Missed FG	10-46	1:40
T49	Missed FG	8-32	1:50
T26	Fumble	10-58	3:02
W29	End of Game	3-11	2:23

Western Kentucky Drives

Start	Result	Plays-Yards	TOP
W27	Missed FG	11-47	5:17
W15	Punt	8-45	4:29
W33	Punt	3-(-8)	2:20
W44	Punt	3-7	1:41
W46	Interception	4-6	1:08
W06	TD	12-94	5:32
W24	Downs	4-8	1:02
W20	Punt	5-17	2:18
W20	Punt	3-(-4)	1:40
W20	Punt	4-20	2:37
W16	Downs	8-13	2:23

Average Field Position

	By Quarter			By Half			
	1st	2nd	3rd	4th	1st	2nd	Total
	T27	T28	T49	T48	T27	T48	T38
Troy							
WKU	W21	W35	W16	W18	W30	W17	W24

Troy's Long Plays

Rushing	10-19	20-29	30-39	40+	TD
MTSU	7	0	1	0	2 (33, 13)
Alcorn St.	3	2	1	1	2 (35, 60)
Ohio St.	1	0	0	0	0
Okla. St.	1	0	0	0	0
FAU	3	1	0	0	1 (16)
FIU	4	0	1	0	0
N. Texas	5	0	0	0	0
ULM	3	0	0	1	1 (45)
WKU	1	1	0	0	0
Total	28	4	3	2	6

Passing	20-29	30-39	40-49	50+	TD
MTSU	1	1	0	0	0
Alcorn St.	3	1	0	0	1 (38)
Ohio St.	0	1	1	0	1 (45)
Okla. St.	1	0	0	0	0
FAU	2	0	0	0	0
FIU	1	0	0	1	1 (86)
N. Texas	3	0	2	0	1 (29)
ULM	2	0	0	0	1 (29)
WKU	2	0	0	1	1 (58)
Total	15	3	3	2	6

Returns	40-49	50-59	60+	TD
MTSU	0	0	1	0
Alcorn St.	0	0	0	0
Ohio St.	0	0	0	0
Okla. St.	1	0	0	0
FAU	0	0	0	0
FIU	0	0	0	0
N. Texas	0	0	1	1 (95)
ULM	0	0	0	0
WKU	0	0	0	0
Total	1	0	2	1

Opponent Long Plays

Rushing	10-19	20-29	30-39	40+	TD
MTSU	5	0	0	0	0
Alcorn St.	3	1	0	0	0
Ohio St.	5	0	0	0	0
Okla. St.	12	1	0	1	2 (17, 16)
FAU	4	0	0	0	0
FIU	1	0	1	0	0
N. Texas	3	0	0	0	0
ULM	0	2	0	0	0
WKU	4	2	0	0	1 (20)
Total	37	6	1	1	3

Passing	20-29	30-39	40-49	50+	TD
MTSU	1	0	1	0	1 (46)
Alcorn St.	0	0	0	0	0
Ohio St.	0	3	0	0	2 (39, 38)
Okla. St.	3	0	1	0	2 (26, 44)
FAU	2	2	0	0	0
FIU	3	0	1	0	0
N. Texas	0	2	0	0	1 (32)
ULM	1	0	0	0	0
WKU	0	0	0	0	0
Total	10	7	3	0	6

Returns	40-49	50-59	60+	TD
MTSU	0	0	0	0
Alcorn St.	0	0	0	0
Ohio St.	0	0	0	0
Okla. St.	0	0	0	0
FAU	0	0	0	0
FIU	0	0	0	0
N. Texas	0	0	0	0
ULM	0	1	0	0
WKU	0	0	0	0
Total	0	1	0	0