



TIGER SOFTBALL

Softball Contact: Melissa Foley • mfoley@lsu.edu • (225) 578-1869 • (225) 578-1861 - Fax • P.O. Box 25095 • Baton Rouge, LA 70894

#8 LSU TIGERS

(29-4, 8-0 SEC)

VS.

#3 FLORIDA GATORS

(37-2, 9-1 SEC)



▶ SATURDAY, MARCH 29 (DH) • NOON CDT

▶ SUNDAY, MARCH 30 (DH) • NOON CDT

▶ KATIE SEASHOLE PRESSLEY STADIUM (GAINESVILLE, FLA.)

▶ RADIO: THE X - 104.5/104.9 FM • LSUSPORTS.NET/GEAUXZONE

▶ LIVE STATS: LSUSPORTS.NET/LIVESTATS



POSSIBLE STARTING LINEUP

POS	NAME	HT	CL	AVG	AB	R	H	2B	3B	HR	RBI	SB-A
C	Killian Roessner	5-7	Sr.	.330	97	14	32	8	0	9	35	1-1
1B	Erika Sluss	5-3	Sr.	.272	81	14	22	1	0	2	10	3-4
2B	Shannon Stein	5-5	Sr.	.391	87	20	34	7	0	1	14	5-5
3B	Jessica Mouse	5-7	Fr.	.150	60	11	9	1	0	3	5	1-1
SS	Tayl'r Hollis	5-5	Sr.	.274	95	15	26	5	1	5	26	4-5
LF	Quinlan Duhon	5-8	Sr.	.247	85	13	21	5	0	3	14	2-2
CF	Jazz Jackson	5-4	So.	.296	108	21	32	3	0	0	8	13-13
RF	Rachel Mitchell	5-3	So.	.327	101	26	33	9	2	4	27	10-10
DP	Dee Dee Henderson	5-4	Sr.	.330	88	22	29	2	1	0	8	26-28

IN THE CIRCLE

POS	NAME	HT	CL	W-L	ERA	SHO	IP	R	ER	BB	SO
P	Dani Hofer	5-11	Jr.	16-2	1.05	2/3	113.0	23	17	49	178
P	Cody Trahan	6-0	So.	10-1	1.58	2/2	70.2	17	16	24	83

LSU TIGERS

(29-4, 8-0 SEC)

RANKING: No. 8 NFCA/No. 8 ESPN

LOCATION: Baton Rouge, La.

CONFERENCE: Southeastern

HEAD COACH: Yvette Girouard

SID: Melissa Foley

SERIES: LSU leads 27-7



FLORIDA GATORS

(37-2, 9-1 SEC)

RANKING: No. 3 NFCA/No. 4 ESPN

LOCATION: Gainesville, Fla.

CONFERENCE: Southeastern

HEAD COACH: Tim Walton

SID: Heidi Johnson

SERIES: LSU leads 27-7



2008 SCHEDULE/RESULTS

FEBRUARY (12-3)

15	(1) St. John's	W	14-0 (5)
15	(1) Ball State	W	4-2
16	(1) Nicholls State	W	9-1 (6)
16	(1) Chattanooga	W	9-1 (5)
17	(1) Ball State	W	10-2 (6)
17	(1) Nicholls State	W	9-2
19	Southeastern Louisiana	W	7-0
22	(2) vs. Florida Atlantic	L	0-3
22	(2) vs. Pacific	W	2-1
23	(2) vs. No. 23 Cal State Fullerton	W	3-2 (8)
23	(2) vs. No. 2 Northwestern	L	4-6
24	(2) vs. No. 9 Arizona	L	4-7
27	Louisiana-Monroe	W	9-2
29	(3) Southern Miss	W	8-5
29	(3) South Alabama	W	7-0

MARCH (17-1)

1	(3) Penn State	L	0-3
1	(3) Tulsa	W	4-2
2	(3) South Alabama	W	1-0
2	(3) Tulsa	W	6-1
5	at Nicholls State	W	3-0
8	* No. 16 Georgia (CST)	W	8-1
8	* No. 16 Georgia	W	1-0
9	* No. 16 Georgia	W	5-2
11	Troy (CST)	W	7-6 (11)
14	(4) vs. Fordham	W	8-3
14	(4) vs. Oklahoma State	W	2-0
15	(4) vs. Purdue	W	4-0
16	(4) at South Florida	W	2-1 (8)
21	* Auburn	W	8-1
21	* Auburn	W	5-3 (10)
22	* Auburn (CST)	W	10-0 (6)
26	* No. 21 Mississippi State	W	5-2
26	* No. 21 Mississippi State	W	2-1
29	* at Florida (DH)	Noon/ 2 p.m.	
30	* at Florida	Noon	

APRIL

2	McNeese State	6 p.m.	
5	* at Alabama (DH)	1 p.m./ 3 p.m.	
6	* at Alabama	1:30 p.m.	
9	* at Kentucky (DH)	3 p.m./5 p.m.	
12	* Ole Miss (DH)	1 p.m./ 3 p.m.	
13	* Ole Miss (CST)	1 p.m.	
16	Nicholls State	6 p.m.	
19	* at Tennessee (DH)	Noon/ 2 p.m.	
20	* at Tennessee (SEC RSN)	Noon	
23	at Louisiana-Monroe	6 p.m.	
26	* Arkansas (DH)	1 p.m./ 3 p.m.	
27	* Arkansas (CST)	1 p.m.	
30	at Southeastern Louisiana	6 p.m.	

MAY

3	* at South Carolina (DH)	Noon	
4	* at South Carolina	Noon	
8-10	SEC Tournament	TBA	
15-18	NCAA Regionals	TBA	
24-25	NCAA Super Regionals	TBA	
28-2	Women's College World Series		

* - SEC games

1 - Easton Tiger Classic; Baton Rouge, La.

2 - Palm Springs Classic; Palm Springs, Calif.

3 - Easton Purple & Gold Challenge; Baton Rouge, La.

4 - USF Under Armour Showcase; Tampa, Fla.

All times are Central and subject to change

2001 • WOMEN'S COLLEGE WORLD SERIES • 2004

2007 QUICK FACTS

UNIVERSITY

Location: Baton Rouge, La.
Founded: 1860
Enrollment: 29,317
Nickname: Tigers or Fighting Tigers
Mascot: Mike VI (live Bengal tiger)
Colors: Purple & Gold
Facility: Tiger Park
Capacity: 1,000
Conference: Southeastern
President: Dr. John V. Lombardi
Chancellor: Dr. William L. Jenkins (interim)

ATHLETIC DEPARTMENT

Athletics Director: Skip Bertman
Associate AD/SWA: Judy Southard
Associate AD/Operations: Verge Ausberry
Associate AD/Internal Relations: Bo Bahnsen
Associate AD/Business: Mark Ewing
Associate AD/External Affairs: Herb Vincent
Associate AD/Compliance: Chris Howard
Assistant AD/Operations: Eddie Nunez
Assistant AD/Student Services: Miriam Segar

SOFTBALL STAFF

Head Coach: Yvette Girouard
Alma Mater: Southwestern La., 1976
Record at LSU: 392-105/Eighth year
Overall Record: 1,151-355/28th year
Associate Head Coach: James DeFeo
Alma Mater: Rutgers, 1996
Assistant Coach: Megan Smith
Alma Mater: North Carolina, 1999

SPORTS INFORMATION

Assistant AD/SID: Michael Bonnette
Sr. Associate SID: Kent Lowe
Associate SID: Bill Franques
Associate SID: Brian Miller
Associate SID/SB Contact: Melissa Foley
Publications Coordinator: Jason Feirman
Graphic Design Coordinator: Krystal Bennett
Photographer: Steve Franz

PHONE DIRECTORY

Athletic Department: (225) 578-8001
Softball Office: (225) 578-3947
Sports Information: (225) 578-8226
Sports Information Fax: (225) 578-1861
Tiger Park Press Box: (225) 578-0155
Foley Office: (225) 578-1869
Foley Home: (225) 344-2072
Foley Cell: (225) 241-4365
Foley E-mail: mfoley@lsu.edu

Follow LSU Softball on:

LSUsports.net

MEDIA INFORMATION

SPORTS INFORMATION

LSU Associate Sports Information Director Melissa Foley handles the sports information duties for the Tiger softball team. She can be reached in her office at (225) 578-1869, via e-mail at mfoley@lsu.edu, at home at (225) 344-2072 or by cell phone at (225) 241-4365. The Tiger Park press box phone number is (225) 578-0155.

PRACTICE TIMES

The Tigers practice each day at 3 p.m. at Tiger Park. The practices are open to the public and last approximately two hours. Members of the media who wish to speak to players before or after practice should contact Melissa Foley in the Sports Information Office to coordinate times and interviews.

INTERVIEWS

Head coach Yvette Girouard is available for interviews weekday mornings. Her office is located on the fourth floor of the Athletic Administration Building. Interviews with coaches and/or players are held before and after practice and phone interviews may be arranged. Requests should be made at least 24 hours in advance. Please arrange all interviews through Melissa Foley.

WWW.LSUSPORTS.NET

Information about the Tiger softball team is available on www.LSUSports.net, the Official Website of LSU Athletics. Information about the Southeastern Conference is available at www.sec.org.

MEDIA.LSUSPORTS.NET

Media can now access images for all LSU athletics teams, including action shots, head shots, logos, etc. To gain access to the high-resolution pictures, e-mail Melissa Foley. You will be assigned a user name and a password. This service is for media use only. Resale of these images is strictly prohibited.

TIGERS ON THE TUBE

The Tigers will appear on television six and possibly seven times in 2008. LSU will first appear on Cox Sports Television (cable channel 37) against Georgia on March 8. The Tigers will be on Cox Sports four more times this season. LSU will also face Tennessee on FoxSports (cable channel 38) as part of the SEC-TV package. The Tigers will also have the opportunity to make a second appearance on Fox Sports as the championship game of the SEC Tournament at Tiger Park will be televised. LSU has appeared in seven of the last eight seasons.

DATE	TEAM	GAME TIME	NETWORK	RESULT
March 8	Georgia (1)	1 p.m.		W, 8-1
March 11	Troy	6 p.m.		W, 7-6 (11)
March 22	Auburn	1 p.m.		W, 10-0 (6)
April 13	Ole Miss	1 p.m.		
April 20	Tennessee	Noon		
April 27	Arkansas	1 p.m.		
May 10	SEC Tournament	TBA		

TIGERS ON THE RADIO



LSU softball is in its 10th season of radio coverage, as the LSU Sports Network will broadcast 28 regular-season games and all postseason games. The games will be broadcast in the Baton Rouge area on WNXX - The X 104.5/104.9 FM. In addition, the games can be heard live on the internet in the Geaux Zone at LSUsports.net.

TIGERS ON THE WEB



LSU games that are broadcast on the radio can be heard in the Geaux Zone on LSUsports.net. Live streaming video will also be available for all home games broadcast on the radio that are not televised. Live statistics will also be carried on LSUsports.net.

1999 • 2000 • 2004 SEC CHAMPIONS • 2001 • 2002

YVETTE GIROUARD

HEAD COACH

EIGHTH YEAR AT LSU • 28TH YEAR OVERALL
1,151-355 (.764) OVERALL • 392-105 (.789) AT LSU



In seven seasons at LSU, Yvette Girouard's effect on the Tiger softball program has been powerful. With each year, she continues to add to her legacy as one of the greatest coaches in the history of women's softball by helping LSU maintain its place among the nation's elite in the collegiate ranks.

Girouard, who was inducted into the Louisiana Softball Coaches Association Hall of Fame in June 2002 and the National Fastpitch Coaches Association Hall of Fame in December 2005, ranks fifth among the career leaders in NCAA Division I wins and fourth in winning percentage; and fifth among the active NCAA Division I coaching leaders in wins and third in winning percentage.

With 26-straight winning seasons to her credit, she has guided her athletes to 39 All-America honors, including 11 while at LSU, 16 Academic All-America honors and taken her teams to 16 NCAA Regionals.

No stranger to Oklahoma City, Girouard is just the third coach in NCAA history to take two programs to the Women's College World Series after leading ULL to three WCWS appearances in the 1990s and LSU in 2001 and 2004.

HONORS AND ACHIEVEMENTS

NATIONAL HONORS

- ▶ 2005 NFCA Hall of Fame Inductee
- ▶ 2001 NFCA National Coaching Staff of the Year
- ▶ 1990, 1993 NFCA National Coach of the Year
- ▶ Seven-Time NFCA South Region Coach of the Year
- ▶ Fourth-Winningest Active Division I Coach
- ▶ Third-Best Active Division I Winning Percentage
- ▶ Fourth-Winningest All-Time Division I Coach
- ▶ Fourth-Best All-Time Division I Winning Percentage

POSTSEASON ACCOMPLISHMENTS

- ▶ Five Women's College World Series Appearances
- ▶ One of Only Three Division I Head Coaches (Gayle Blevins, Joyce Compton, Yvette Girouard) to Lead Two Different Programs to the WCWS
- ▶ 16 NCAA Regional Appearances
- ▶ 10 National Top 10 Finishes

CONFERENCE HONORS

- ▶ 2001, 2002, 2006 SEC Coach of the Year
- ▶ 2000 Sun Belt Conference Coach of the Year
- ▶ 1984, 1985, 1987 Southland Conference Coach of the Year
- ▶ Nine Conference Championships (UL-Lafayette was Independent from 1988-1999)

STATE HONORS

- ▶ 13-Time Louisiana Coach of the Year
- ▶ 2002 Louisiana Softball Coaches Association Hall of Fame Inductee
- ▶ 2008 New Iberia Recreation Department Softball Hall of Fame Inductee
- ▶ St. Cecilia School Hall of Fame Inductee

OTHER ACCOMPLISHMENTS

- ▶ 26-Straight Winning Seasons
- ▶ 39 All-Americans
- ▶ 16 Academic All-Americans

GIROUARD YEAR-BY-YEAR

YEAR	SCHOOL	RECORD	PCT.
1981	Southwestern La.	7-15	.318
1982	Southwestern La.	15-13	.536
1983	Southwestern La.	22-13	.629
1984	Southwestern La.	28-9	.757
1985	Southwestern La.	39-13	.750
1986	Southwestern La.	32-19	.627
1987	Southwestern La.	31-16	.660
1988	Southwestern La.	29-16	.644
1989	Southwestern La.	48-16	.750
1990	Southwestern La.	44-8	.846
1991	Southwestern La.	33-10	.767
1992	Southwestern La.	41-12	.774
1993	Southwestern La.	57-7	.891
1994	Southwestern La.	57-5	.919
1995	Southwestern La.	49-9	.845
1996	Southwestern La.	46-10	.821
1997	Southwestern La.	46-18	.718
1998	Southwestern La.	36-15	.706
1999	Southwestern La.	54-11	.831
2000	UL-Lafayette	45-15	.750
2001	LSU	59-11	.843
2002	LSU	56-11	.836
2003	LSU	50-18	.735
2004	LSU	57-12	.826
2005	LSU	31-23	.574
2006	LSU	55-14	.789
2007	LSU	55-12	.821
2008	LSU	29-4	.879
Total	28th year	1151-355	.764
at ULL	20 years	759-250	.752
at LSU	Eighth year	392-105	.789



James DeFeo
Associate Head Coach



Megan Smith
Assistant Coach



Adam Roorbach
Director of Operations



Kristen Hobbs
Student Assistant Coach

1997 • 1998 • 1999 • 2000 • SEC WEST CHAMPIONS • 2001 • 2002 • 2004 • 2007

SEC STANDINGS

WESTERN DIVISION

TEAM	SEC	PCT.	OVERALL	PCT.
LSU	8-0	1.00	29-4	.879
Alabama	9-2	.818	28-3	.903
Auburn	7-4	.636	28-8	.778
Mississippi State	4-7	.364	26-11	.703
Arkansas	2-9	.182	23-14	.622
Ole Miss	0-11	.000	15-17	.469

EASTERN DIVISION

TEAM	SEC	PCT.	OVERALL	PCT.
Florida	9-1	.900	37-2	.949
Georgia	5-3	.625	32-8	.800
Tennessee	6-4	.600	30-5	.857
South Carolina	2-7	.222	13-15	.464
Kentucky	1-5	.167	13-14	.481

THIS WEEK IN THE SEC

TUESDAY, MARCH 25

Alabama def. UAB	8-1
Mercer def. Auburn	1-0
Auburn def. Mercer	10-0 (5)
Tennessee def. Lipscomb	8-0 (5)
Tennessee def. Lipscomb	4-1

WEDNESDAY, MARCH 26

* Florida def. South Carolina	6-0
* Florida def. South Carolina	1-0
* Georgia def. Ole Miss	4-2
* Georgia def. Ole Miss	3-0
* LSU def. Mississippi State	5-2
* LSU def. Mississippi State	2-1
Louisville def. Kentucky	5-4
Arkansas def. Oklahoma State	4-2
Tulsa def. Arkansas	2-1

SATURDAY, MARCH 29


* Arkansas at Georgia (DH)	Noon
* LSU at Florida (DH)	Noon
* Arkansas at Georgia (DH)	Noon
* South Carolina at Kentucky (DH)	Noon
* Ole Miss at Alabama (DH)	1 p.m.
* Tennessee at Auburn (DH)	4 p.m.
1 - Mississippi State vs. Mississippi Valley	4 p.m.
1 - Mississippi State vs. Georgetown	6 p.m.

SUNDAY, MARCH 30

* Arkansas at Georgia	11 a.m.
* LSU at Florida	Noon
* South Carolina at Kentucky	Noon
1 - Mississippi State vs. Georgetown	Noon
* Tennessee at Auburn	1 p.m.
* Ole Miss at Alabama	1:30 p.m.
1 - Mississippi State vs. Mississippi Valley	2 p.m.

* - SEC Game

1 - Bully Bash; Starkville, Miss.



Sitting (Left to Right): Stacey Woods (no longer on the team), Ashley Applegate, Shannon Stein, Tiffany Shaw and Starla Guffey. Second Row (L to R): Erika Sluss, Dee Dee Henderson, Quinlan Duhon, Jessica Mouse, Casey Faile, Jazz Jackson. Back Row (L to R): Tayl'r Hollis, Killian Roessner, Cody Trahan, Dani Hofer, Tiffany Garcia, Rachel Mitchell.

2008 TIGER SOFTBALL ROSTER

NO.	NAME	POS.	HT.	B-T	CL./EXP.	HOMETOWN
00	Quinlan Duhon	OF/1B	5-8	R-R	Sr./3L	Youngsville, La.
1	Tiffany Shaw	OF	5-4	L-R	Fr./HS	Shreveport, La.
2	Tiffany Garcia	P	5-8	R-R	Sr./3L	LaPorte, Texas
3	Jessica Mouse	3B	5-7	R-R	Fr./HS	Tampa, Fla.
4	Killian Roessner	C	5-7	R-R	Sr./3L	Manasquan, N.J.
5	Dani Hofer	P	5-11	R-R	Jr./2L	Safety Harbor, Fla.
9	Jazz Jackson	OF	5-4	L-R	So./1L	Houston, Texas
10	Ashley Applegate	OF	5-5	L-R	Fr./HS	Modesto, Calif.
12	Starla Guffey	C	5-6	R-R	Fr./HS	Prairieville, La.
13	Shannon Stein	2B	5-5	R-R	Sr./2L	Upland, Calif.
14	Tayl'r Hollis	SS	5-7	R-R	Sr./1L	St. Amant, La.
17	Erika Sluss	INF	5-3	R-R	Sr./3L	Vista, Calif.
21	Casey Faile	P	5-6	R-R	Fr./HS	Kershaw, S.C.
22	Cody Trahan	P	6-0	R-R	So./1L	Little Cypress, Texas
44	Dee Dee Henderson	OF	5-4	L-R	Sr./3L	Atlanta, Texas
55	Rachel Mitchell	OF	5-3	L-R	So./1L	LaPorte, Texas

HEAD COACH: Yvette Girouard (UL-Lafayette, 1976)

ASSOCIATE COACH: James DeFeo (Rutgers, 1996)

ASSISTANT COACH: Megan Smith (North Carolina, 1999)

DIR. OF OPERATIONS: Adam Roorbach (Indiana Wesleyan, 1999)

STUDENT ASSISTANT: Kristen Hobbs (LSU, 2007)

TRAINER: Ana Gross (LSU, 2004)

PRONUNCIATION GUIDE

Quinlan Duhon	QUIN-luhn DO-yawn
Dani Hofer	dan-E HOE-fer
Killian Roessner	Kill-E-uhn RAH-sner
Erika Sluss	SLUHS
Cody Trahan	TRAY-han
Yvette Girouard	E-vet Gi-rard
James DeFeo	duh-FAY-o

17 NFCA/LOUISVILLE SLUGGER ALL-AMERICANS

UPCOMING OPPONENTS

...ABOUT FLORIDA



Florida enters the series with a record of 37-2 and 9-1 in the SEC. The third-ranked Gators have won 10-straight games, including a doubleheader sweep of South Carolina on Wednesday, with their last loss coming at No. 2 Alabama on March 12. Florida's only other loss to Long Beach state in 10 innings. The Gators have only faced three ranked teams in their 39 games this season, with two of those against the No. 2-ranked Crimson Tide.

The Tigers are 27-7 all-time against Florida, and have won 11 straight and 15 of the last 16 over the Gators. LSU is 14-2 against Florida in Baton Rouge and 9-3 against the Gators in Gainesville. For her career, head coach Yvette Girouard is 22-4 all-time against Florida

COMPARING LSU VS. MSU

UF	STATS	LSU
37-2	Overall	29-4
9-1	Conference	8-0
23-0	Home	22-1
5-2	Road	1-0
9-0	Neutral	6-3
5-0	Last 5	5-0
10-0	Last 10	10-0
.303	Batting Avg.	.293
227	Runs	180
308	Hits	256
43	Doubles	45
30	Home Runs	29
195	RBI	160
1.06	ERA	1.61
282	Strikeouts	303
.168	Avg. Against	.183

SERIES: LSU VS. THE SEC

TEAM	RECORD	SERIES	SWEEPS
Alabama	29-20 (.592)	7-2-2	3
Arkansas	34-7 (.829)	10-1	6
Auburn	35-11 (.761)	10-1-1	6
Florida	27-7 (.794)	8-1-1	6
Georgia	27-12 (.692)	7-5	7
Kentucky	25-1 (.952)	10-0	9
Mississippi State	33-5 (.868)	11-1	8
Ole Miss	34-3 (.919)	11-0	8
South Carolina	23-11 (.676)	7-2-2	4
Tennessee	18-12 (.600)	5-2-4	3

LSU DOMINATES SEC SERIES

LSU has now competed in 112 series against conference foes and has only lost 15. The Tigers have swept 32 three-game series since the SEC adopted the three-game format in 2001 and taken 21 more series wins in that time period. This year, LSU is 1-0 in mid-week doubleheader series and 3-0 since the SEC changed to a 28-game schedule. Prior to 2001, the league played four game series against divisional opponents and doubleheaders against cross divisional rivals. LSU swept nine four-game series and 15 doubleheaders while taking six series, 3-1. LSU now has an SEC series record of 86-15-11 (.817).

MORE THAN A DECADE OF DOMINANCE

In its 12th season of softball in the modern era, LSU has achieved an unrivaled tradition of success. The Tigers have won more SEC Championships than

all other conference schools combined, while remaining one of only two schools in league history to record the triple crown (Division, Overall and Tournament Titles) in the same season, having accomplished the feat four times.

LSU POSTS SECOND-MOST WINS

In just its 12th year since reinstatement in 1997, LSU has proven to be among the elite in the nation. The Tigers have averaged 52.7 wins per year in its previous 11 years, which is by far the best in the SEC in that span. In the nation, LSU is second to only Arizona, which has averaged 55.0 wins a season over the past 11 years. The Tigers also are third in winning percentage behind only Arizona and UCLA. The Tigers rank ahead of national champions Michigan, Oklahoma, California and Fresno State.

SEC SOFTBALL SINCE 1997...

PROGRAMS BY WINNING PERCENTAGE

1.	LSU	251-74	.772
2.	Alabama	243-90	.730
3.	Florida	187-136	.579
4.	Tennessee	176-140	.557
5.	Georgia	176-148	.543
6.	South Carolina	169-145	.538
7.	Mississippi State	154-175	.468
8.	Auburn	152-180	.458
9.	Arkansas	125-210	.373
10.	Ole Miss	90-243	.270
11.	Kentucky	67-249	.212

2008 AWARDS AND HONORS

QUINLAN DUHON

- ▶ Easton Tiger Classic All-Tournament Team

DANI HOFER

- ▶ SEC Pitcher of the Week (March 24)
- ▶ Louisiana Pitcher of the Week (March 10)
- ▶ SEC Pitcher of the Week (March 10)
- ▶ Easton Tiger Classic All-Tournament Team
- ▶ ESPN Preseason Second-Team All-American
- ▶ USA Softball Player of the Year Watch List

TAYL'R HOLLIS

- ▶ Easton Purple & Gold Challenge MVP
- ▶ Easton Tiger Classic All-Tournament Team

KILLIAN ROESSNER

- ▶ SEC Player of the Week (March 17)
- ▶ ESPN Preseason First-Team All-American
- ▶ USA Softball Player of the Year Watch List
- ▶ Easton Purple & Gold Challenge All-Tournament Team

SHANNON STEIN

- ▶ Easton Purple & Gold Challenge All-Tournament Team
- ▶ Easton Tiger Classic MVP

A ROSE BY ANY OTHER NAME

In honor of LSU head coach *Yvette Girouard's* mother *Rose Mary Girouard*, who passed away in September 2007, the team will wear a rose decal on their batting helmets throughout the season. An avid supporter of her daughter for almost 30 years, *Mama G* was a fixture at softball games and she will be missed by fans everywhere.

SIGN HIM UP

For the second-straight year, *Easton Hollis*, the younger brother of LSU shortstop *Tayl'r Hollis*, will serve as the Tigers' bat boy. The eight-year old son of *Bryan and Celeste Hollis* has been a fixture in the dugout for two years. For each game, Easton comes decked out in his own LSU uniform and paints his face with eye black to match his older sister.

HEALTH OF THE TIGERS

Freshman back-up catcher *Starla Guffey* is still recovering from preseason shoulder surgery and will not see action behind the plate this season, but can see time at the plate.

19 EASTON ALL-AMERICANS

2008 NATIONAL RANKINGS

NFC/USA TODAY		ESPN/USA SOFTBALL	
Week 7 (March 24)		Week 7 (March 24)	
NO.	SCHOOL	NO.	SCHOOL
1.	Arizona State (20)	1.	UCLA (9)
2.	Alabama (5)	2.	Arizona State (7)
3.	Florida (2)	3.	Alabama (4)
4.	UCLA (1)	4.	Florida
5.	Stanford	5.	Stanford
6.	Michigan (1)	6.	Michigan
7.	Texas A&M	7.	Texas A&M
8.	LSU	8.	LSU
9.	Tennessee	9.	Tennessee
10.	Arizona	10.	Arizona
11.	Houston	11.	Houston
12.	Oklahoma	12.	Fresno State
13.	Fresno State	13.	Oklahoma
14.	UL-Lafayette	14.	Long Beach State
15.	Georgia	15.	UL-Lafayette
16.	Northwestern	16.	Northwestern
17.	DePaul	17.	Hawai'i
18.	Baylor	18.	Georgia
19.	North Carolina	19.	Baylor
20.	Long Beach State	20.	North Carolina
21.	Hawai'i	21.	Mississippi Stage
22.	Ohio State	22.	San Diego State
23.	Washington	23.	California
24.	Virginia Tech	24.	DePaul
25.	San Diego State	25.	Washington

THE TIGERS IN THE POLLS

WEEK	NFCA	ESPN
Preseason	No. 9	No. 7
Feb. 12	No. T-7	No. 8
Feb. 19	No. 6	No. T-7
Feb. 26	No. 9	No. 12
March 4	No. 12	No. 12
March 11	No. 10	No. 11
March 18	No. 10	No. 10
March 25	No. 8	No. 8
April 1		
April 8		
April 15		
April 22		
April 29		
May 6		
May 13		
Final		

LSU VS. RANKED TEAMS

OPPONENT	NFCA/ESPN	LSU	RESULT
Southeastern La.	RV/NR	#6/#7	W, 7-0
Cal St. Fullerton	#23/#24	#6/#7	W, 3-2 (8)
Northwestern	#2/#3	#6/#7	L, 4-6
Arizona	#9/#10	#6/#7	L, 4-7
Georgia	#17/#16	#12/#12	W, 8-1
Georgia	#17/#16	#12/#12	W, 1-0
Georgia	#17/#16	#12/#12	W, 5-2
South Florida	RV/NR	#10/#11	W, 2-1 (8)
Auburn	RV/RV	#10/#10	W, 8-1
Auburn	RV/RV	#10/#10	W, 5-3 (10)
Auburn	RV/RV	#10/#10	W, 10-0 (6)
Mississippi State	RV/#21	#8/#8	W, 5-2
Mississippi State	RV/#21	#8/#8	W, 2-1
Florida	#3/#4	#8/#8	
Florida	#3/#4	#8/#8	
Florida	#3/#4	#8/#8	
Alabama	#2/#3	#8/#8	
Alabama	#2/#3	#8/#8	
Alabama	#2/#3	#8/#8	
Tennessee	#9/#9	#8/#8	
Tennessee	#9/#9	#8/#8	
Tennessee	#9/#9	#8/#8	

LSU VS. RANKED TEAMS

This year, the Tigers have one of the toughest schedules in the nation. LSU is currently 6-2 against ranked teams, with both losses coming against top 10-ranked teams. The Tigers are scheduled to play nine more games against three nationally ranked teams, with all nine games against teams ranked in the Top 10.

LSU AMONG THE ELITE IN THE POLLS

LSU moved up two spots to No. 8 in the NFCA/USA Today coaches poll this week. The Tigers began the year at No. 7, the same position LSU began 2007. LSU has now been ranked for 36 straight weeks after having been ranked for 103 straight weeks from Feb. 28, 1998 until March 30, 2005. In all, LSU has been ranked in 140 of the 161 polls (.870) that have been released since the program was reinstated in 1997. The Tigers have also been ranked in the top 10 for 93 total weeks.

Since ESPN/USA Softball began its softball poll on Feb. 25, 2003, LSU has been ranked in 76 of the 85 polls (.894). The Tigers are currently ranked No. 8, moving up two spots this week and one spot down from their preseason mark of No. 7. LSU has now been ranked in the top 10 for 43 total weeks.

LSU RANKED NO. 9 IN ALL-TIME POLL

The LSU softball program has gone from its inaugural season in 1997 to being ranked the ninth-best all-time program in the NFCA poll. The Tigers are the youngest program to be ranked in the top 10. The USA Today/NFCA All-Time Top 50 poll was compiled using the points each team received in the polls for weekly rankings from the 1995 season to the present poll.

MEMORABLE FIRSTS

Freshman **Jessica Mouse**'s first career at-bat was something she will likely not forget. In the top of the first inning against St. John's in the season opener, Mouse came up to the plate for the first time in her collegiate career. On the first pitch she saw, she drilled deep over the center field fence for her first collegiate home run.

Mouse nearly duplicated the feat in her first career at-bat of SEC play. On the sixth pitch of the at-bat against Georgia, she slammed the ball over the center field fence for her third career home run.

Freshman **Casey Faile**'s first career home run was the only run scored in a 1-0 win over South Alabama in the Easton Purple & Gold Challenge. With the win, LSU advanced to the championship game against Tulsa, where the Tigers defeated the Golden Hurricane for the tournament title.

TIGERS SCORE EARLY...

In 33 games, the Tigers have outscored their opponents, 33-10 (+23), in the first inning. By the end of the second inning, the Tigers hold a commanding 57-16 (+41) scoring margin. LSU is 21-1 when leading after the fourth inning. The only loss came against then No. 2 Northwestern at the Palm Springs Classic when the Tigers lost a 3-2 lead after the fourth with the big blow coming in the form of a three-run home run in the bottom of the sixth as part of the 6-4 defeat.

In games when the Tigers have scored first, LSU is 21-0 (1.00). In games where the opponent scores first, the Tigers are only 8-4 (.667). The last time LSU scored first in a game and lost was on April 26, 2005, when LSU fell to Arkansas, 3-2, in 10 innings.

...AND TIGERS SCORE OFTEN

This season, the Tigers have scored 180 runs in 33 games for a 5.45 runs per game average, just under the school record of 5.58 set in 2004. On two occasions this season, LSU has broken into double figures in runs.

YEAR-BY-YEAR AT TIGER PARK

LONGEST WINNING STREAK:

30 games (April 12, 2006 - March 18, 2007)

LONGEST LOSING STREAK:

4 games (March 25 - April 6, 2005)

MOST CONSECUTIVE HOME SHUTOUTS:

7 games (Feb. 12, 2006 - Feb. 18, 2006)

YEAR	OVERALL	PCT.	SEC	PCT.
1997	27-4	.871	10-4	.714
1998	28-2	.933	12-1	.923
1999	30-3	.909	15-1	.938
2000	31-4	.886	13-1	.929
2001	29-1	.967	14-1	.933
2002	28-3	.903	13-2	.867
2003	29-6	.829	12-3	.800
2004	21-7	.750	9-5	.643
2005	21-8	.724	7-8	.467
2006	31-3	.912	12-3	.800
2007	30-4	.882	11-3	.786
2008	22-1	.957	8-0	1.00
TOTAL	330-46	.878	138-32	.810

...THERE'S NO PLACE LIKE HOME

The Tigers are playing their final season in Tiger Park before moving to a brand new facility located on Skip Bertman Drive adjacent. In its 12th season of play at Tiger Park, LSU owns an astounding 330-46 (.878) record at home, including a 136-32 (.810) mark in Southeastern Conference play.

GOOD EYE, GREAT EYE

In 33 games this season, the Tigers have walked an amazing 116 times, averaging out to about three and a half walks a game. Those walks have led directly to runs on 36 occasions, with the player drawing the walk later coming around to score.

Rachel Mitchell, who was second on the team last season with 30 walks, and *Jessica Mouse* lead the team with 17 walks each, followed closely by *Tayl'r Hollis* and *Erika Sluss* with 16 walks each. Of the 10 Tigers with 30 or more at-bats, everyone of them has at least two walks this season.

DOUBLE TROUBLE

The Tigers have hit 45 doubles in 33 games this season, or 1.36 doubles per game. LSU has become one of the most prolific doubles hitting teams in the nation over the last few seasons. Both the 2006 and 2007 Tigers recorded 102 doubles, which led the SEC both years. In 2006, LSU ranked 10th in the NCAA with 1.35 doubles per game, while the 2007

squad ranked eighth with 1.52 doubles per game. Eleven players have recorded at least one double, led by the eight from *Killian Roessner*, seven by *Rachell Mitchell* and six by *Shannon Stein*.

IT TAKES A THIEF

Against Nicholls State on Feb. 16, LSU recorded a single-game record with 10 stolen bases. The Tigers got a pair of stolen bases each by *Dee Dee Henderson*, *Rachel Mitchell* and *Tiffany Shaw*. The record 10 stolen bases bested the previous mark of nine swipes against Bucknell on March 21, 1998.

As a team this season, LSU has already stolen 76 bases, which is more than the 1997, 2002, 2003 and 2005 squads stole during the entire season. The Tigers are currently averaging 2.3 stolen bases per game. *Dee Dee Henderson* leads LSU with 26 stolen bases this season, which is already tied for the eighth-most single-season stolen bases in school history. In addition, *Jazz Jackson* has 13 steals, *Rachel Mitchell* has 10 and *Tiffany Shaw* has eight. Of the Tigers' 13 batters this season who have seen action on the basepaths, 11 have stolen at least one base.

CAUGHT IN THE ACT

This year LSU is tied for second in the SEC with 12 runners caught stealing. The Tigers have allowed only 15 stolen bases in 27 attempts, the fourth fewest stolen bases allowed in the league this year. Senior All-American catcher and reigning Diamond Sports National Catcher of the Year *Killian Roessner* is second in the conference with 11 runners caught stealing. *Roessner* has allowed just 14 stolen bases, including three with runners on the corners and second base conceded, for a .560 mark.

DROPPING BOMBS

This season, LSU is averaging nearly a home run a game. The Tigers have hit 29 home runs in 33 games, led by *Killian Roessner's* nine home runs and *Tayl'r Hollis'* five. LSU has now surpassed the number of home runs hit by the 1998, 1998 and 2002 Tiger teams, which all finished with 28 home runs or less in 72, 66 and 67 games.

Conversely, LSU is also giving up its fair share of home runs. In the same 33 games, the Tigers have allowed 21 home runs, which is more than the 1997, 1998, 1999, 2000, 2001 and 2002 teams in the entire year.

LSU'S RECORD WHEN...

RUN DIFFERENTIAL

One-run games	7-0
Two-run games	4-1
Five or more run games	13-0

LSU SCORING

Scoring first	21-0
No runs	0-2
1-2 runs	6-0
3-5 runs	8-2
6 or more runs	15-0

OPPONENT SCORING

Scoring first	8-4
No runs	9-0
1-2 runs	16-0
3-5 runs	3-2
6 or more runs	1-2

LSU HITTING

3 or fewer hits	2-1
4-6 hits	6-1
7-9 hits	9-2
10 or more hits	12-0

OPPONENT HITTING

3 or fewer hits	14-0
4-6 hits	13-2
7-9 hits	1-2
10 or more hits	2-0

LSU ERRORS

No errors	16-4
1 error	7-0
2 or more errors	6-0

OPPONENT ERRORS

No errors	10-3
1 error	8-1
2 or more errors	11-0

INNING-BY-INNING

Run-rule games	5-0
Extra-inning games	4-0

TIME OF DAY

Day Games	19-3
Night Games	10-1

DAYS OF THE WEEK

Tuesday	2-0
Wednesday	4-0
Thursday	0-0
Friday	9-1
Saturday	8-2
Sunday	6-1

GAME SITES

Home	22-1
Away	1-0
Neutral	6-3

TYPE OF GAME

Conference	8-0
Non-Conference	21-4
vs. Louisiana Teams	5-0
vs. Top 10	0-2
vs. Top 25	6-2

TIGER TIDBITS

- ▶ Senior **Killian Roessner** wears the No. 4 because her idol, Green Bay Packer's quarterback Brett Favre wears No. 4
- ▶ Senior **Shannon Stein** played for the California Lite 18-U team when it participated in the 2001 Women's International Softball Tournament in Shanghai, China
- ▶ Sophomore **Jazz Jackson** skipped a grade in elementary school
- ▶ Senior **Tiffany Garcia** wears No. 2 because she loves even numbers
- ▶ Freshman **Jessica Mouse** hit a home run off the first pitch of her first collegiate at-bat.
- ▶ Head coach **Yvette Girouard** would love to dance like the professionals on "Dancing with the Stars"

HENDERSON REACHES 100 STEALS

Senior **Dee Dee Henderson** became only the second player in LSU history to record 100 stolen bases with a swpie of second in the sixth inning of the first game against Auburn on March 21. In addition, Henderson is only the sixth player in SEC history to record 100 stolen bases. Despite starting only 36 games entering the 2008 season, Henderson has recorded over 20 steals in each of her seasons, mostly in a pinch running role. Entering the starting line-up regularly as a senior, Henderson is poised to have the best year of her career, having stolen 26 bases, just three off her single-season high, in only the first 33 games of the year.

HOFER EARNS CONFERENCE HONOR

Dani Hofer earned SEC Pitcher of the Week honors on March 24. Hofer went 3-0 last week, earning the win in all three of LSU's games. The hurler picked up a pair of complete-game wins, including a shutout, and a win in relief against Auburn, which was receiving votes in both national polls. In her two complete-game efforts, she allowed only three hits in each game, completing the shutout in the series finale. Limiting Auburn to just a .137 batting average against her for the weekend, she surrendered only one run before closing out the weekend with nine shutout innings for a 0.40 earned run average and 23 strikeouts.

LSU SWEEPS AUBURN

For the second-straight year, LSU earned a series sweep over Auburn. It marked the sixth series sweep of AU in 12 years. The only series loss for LSU came in 2005, when the Fighting Tigers lost all four meetings with Auburn, four of the only 11 losses for LSU against AU in the series. The Fighting Tigers came out and earned an 8-1 win in the series opener. The second game went to extra innings before Killian Roessner hit a two-run walk-off home run in the 10th. A walk-off home run by Quinlan Duhon in the sixth inning of the finale gave LSU the 10-0 win.

ROESSNER EARNS WEEKLY HONOR

Senior **Killian Roessner** was named the SEC Player of the Week honors on March 17. The Manasquan, N.J., native hit .500 on the week, going 8-for-16 at the plate with six RBIs, three doubles and two home runs for a 1.063 slugging percentage. Against South Florida, Roessner recorded a walk-off RBI single in the bottom of the eighth. It was, however, not Roessner's only heroics of the week. In the bottom of the 11th inning against Troy, she scored the game-winning run in a 7-6 victory. In the field, the 2007 Diamond Sports National Catcher of the Year threw out a pair of runners attempting to steal.

LSU SWEEPS UNDER ARMOUR TOURNEY

LSU swept through the rain-shortened USF Under Armour Showcase, on its way to tying for the tournament championship. The Tigers were one of only two of the 20-team field to go through play unscathed, joining Penn State with an unblemished record. Due to rain on Friday, the tournament was shortened to only pool play as the bracket play scheduled for Sunday was cancelled.

HOFER SWEEPS WEEKLY HONORS

Dani Hofer swept SEC and Louisiana Pitcher of the Week honors on March 10. Hofer went 2-0 with a pair of complete-game wins over No. 16 Georgia. In the series finale, she threw a one-hitter, allowing only a lone single with one out in the top of the seventh. For the week, she allowed only one earned run while recording 21 strikeouts. Georgia batted only .100 against her in 14 innings on just five hits and a 0.50 earned run average.

MULTIPLE-HIT GAMES

NAME	2	3	4	5+	TOT
Rachel Mitchell	9	1	-	-	10
Dee Dee Henderson	5	3	-	-	8
Shannon Stein	5	3	-	-	8
Killian Roessner	5	2	-	-	7
Quinlan Duhon	6	-	-	-	6
Jazz Jackson	5	1	-	-	6
Tayl'r Hollis	5	-	-	-	5
Erika Sluss	2	1	-	-	3
Ashley Applegate	1	-	-	-	1
Casey Faile	1	-	-	-	1
Jessica Mouse	1	-	-	-	1
TOTAL	45	11	0	0	56

MULTIPLE-RBI GAMES

NAME	2	3	4	5+	TOT
Killian Roessner	8	3	1	-	12
Rachel Mitchell	4	2	1	-	7
Tayl'r Hollis	2	3	-	1	6
Quinlan Duhon	3	1	-	-	4
Erika Sluss	2	1	-	-	3
Shannon Stein	3	-	-	-	3
Casey Faile	1	1	-	-	2
Ashley Applegate	1	-	-	-	1
Dee Dee Henderson	1	-	-	-	1
TOTAL	25	11	2	1	39

CAREER MULTIPLE-HIT GAMES

NAME	2	3	4	5+	TOT
Killian Roessner	31	6	2	-	39
Quinlan Duhon	28	5	-	-	33
Jazz Jackson	21	5	3	-	29
Rachel Mitchell	19	5	-	-	24
Shannon Stein	13	4	-	-	17
Dee Dee Henderson	12	5	-	-	17
Tayl'r Hollis	12	2	-	-	14
Erika Sluss	6	1	-	-	7
Ashley Applegate	1	-	-	-	1
Casey Faile	1	-	-	-	1
Jessica Mouse	1	-	-	-	1

CAREER MULTIPLE-RBI GAMES

NAME	2	3	4	5+	TOT
Killian Roessner	21	6	3	-	30
Quinlan Duhon	17	7	1	1	26
Rachel Mitchell	8	5	2	1	16
Tayl'r Hollis	8	3	-	1	12
Erika Sluss	5	3	1	-	9
Shannon Stein	5	1	-	-	6
Casey Faile	1	1	-	-	2
Ashley Applegate	1	-	-	-	1
Dee Dee Henderson	1	-	-	-	1
Jazz Jackson	1	-	-	-	1

EIGHT LOUISIANA PLAYER/PITCHERS OF THE YEAR

MISCELLANEOUS INFORMATION

BIG INNINGS (4+ RUNS)

DATE	OPPONENT	RUNS	INNING
2/15	St. John's	10	1st
2/15	St. John's	4	5th
2/16	Nicholls State	5	6th
2/17	Ball State	4	6th
2/17	Nicholls State	4	3rd
2/27	UL-Monroe	5	1st
2/29	Southern Miss	4	4th
2/29	South Alabama	5	6th
3/1	Tulsa	4	4th
3/8	No. 16 Georgia	6	2nd
3/11	Troy	4	3rd

COME FROM BEHIND WINS

DATE	OPPONENT	FINAL	DEFICIT
2/17	Nicholls State	9-2	0-1 (after 2 1/2)
2/22	Pacific	2-1	0-1 (after 6 1/2)
2/23	#23 Cal St. Fullerton	3-2	0-2 (after 6)
3/1	Tulsa	4-2	0-2 (after 3 1/2)
3/11	Troy	7-6 (11)	0-3 (after 2 1/2)
3/14	Fordham	8-3	1-2 (after 3)
3/21	Auburn (2)	5-3 (10)	2-3 (after 6 1/2)
3/26	#1 Mississippi State	2-1	0-1 (after 2 1/2)

LOST LEADS

DATE	OPPONENT	FINAL	LEAD
2/23	#2 Northwestern	4-6	4-3 (after 5)
2/24	#9 Arizona	4-7	2-1 (after 1 1/2)

WALK-OFF WINS

DATE	OPPONENT	FINAL	GW RBI
2/16	Chattanooga	9-1 (5)	Roessner (1B)
2/17	Ball State	10-2 (6)	Hollis (2B)
2/22	Pacific	2-1	Roessner (HR)
3/11	Troy	7-6 (11)	Stein (1B)
3/16	South Florida	2-1 (8)	Roessner (1B)
3/21	Auburn	5-3 (10)	Roessner (HR)
3/22	Auburn	10-0 (6)	Duhon (HR)

LSU SWEEPS NO. 16 GEORGIA

For the first time since 2002, LSU earned an SEC series sweep over No. 16 Georgia. It also marked the first series win over the Bulldogs in the same time period. After winning the first 17 meetings in the all-time series, LSU dropped 12 of the last 19 contests before the 2008 series. The Tigers' only conference series loss last season was to Georgia in the final SEC series of the year, costing LSU the SEC Championship. This season, the Tigers avenged the losses with three wins, including a convincing 8-1 win in game one.

Georgia was held to only two hits over the final two games as LSU won, 1-0 and 5-2.

DOUBLE-FIGURE INNING

LSU began 2008 with a bang, scoring 10 runs in the top of the first inning against St. John's in the opener. It marked only the fifth time in school history the Tigers had scored more than 10 runs in an inning. LSU scored a school record 15 runs in the fourth against Nicholls State on April 1, 2004.

ROESSNER TIES HOME RUN MARK

Against Southern Miss in the Easton Purple & Gold Challenge, senior **Killian Roessner** tied the LSU single-game record for home runs with two round trippers. The catcher recorded two-run homers in back-to-back at-bats in the fourth and fifth innings. Roessner tied the record of two home runs in a game, which has been accomplished 21 times in Tiger softball history, most recently before Roessner by Rachel Mitchell against Stanford in the NCAA Regional Championship Game on May 19, 2008.

LSU WINS PURPLE & GOLD CHALLENGE

LSU won five of its six games in the Easton Purple & Gold Challenge to claim the tournament title. It marked the eighth Purple & Gold Challenge title for the Tigers in the nine years the tournament has been played (the eighth was cancelled due to weather and no championship was awarded). The Tigers are now 38-3 all-time in the Purple & Gold Challenge. **Tayl'r Hollis** earned Most Valuable Player honors, while **Shannon Stein** and **Killian Roessner** were named to the All-Tournament team.

TIGERS SWEEP TIGER CLASSIC

LSU swept through the Easton Tiger Classic, winning all six games on its way to the tournament championship. It marked the seventh Tiger Classic title (1999, 2000, 2001, 2005, 2006, 2007 and 2008) for the Tigers in the nine years the tournament has been played. The Tigers posted four run-rule wins and outscored their opponents 55-8. The Tigers are now 46-6 all-time in the Tiger Classic. **Shannon Stein** earned Most Valuable Player honors, while **Quinlan Duhon**, **Dani Hofer** and **Tayl'r Hollis** were named to the All-Tournament team.

FOUR EARN PRESEASON SEC HONORS

Four LSU softball players were named to the inaugural Preseason All-Southeastern Conference teams. **Dani Hofer**, an ESPN preseason second-team All-

GAMES BY STARTING POSITION

CATCHER	2008	CAREER
Killian Roessner	31	177
Erika Sluss	2	3
FIRST BASE	NO.	REC.
Erika Sluss	25	25
Quinlan Duhon	8	8
SECOND BASE	NO.	REC.
Shannon Stein	32	80
Ashley Applegate	1	1
Erika Sluss	-	4
THIRD BASE	NO.	REC.
Jessica Mouse	28	28
Erika Sluss	5	18
Tayl'r Hollis	-	52
Rachel Mitchell	-	3
SHORTSTOP	NO.	REC.
Tayl'r Hollis	33	33
LEFT FIELD	NO.	REC.
Quinlan Duhon	21	42
Ashley Applegate	7	7
Rachel Mitchell	5	21
Jazz Jackson	-	49
Dee Dee Henderson	-	1
Erika Sluss	-	2
CENTER FIELD	NO.	REC.
Jazz Jackson	33	33
RIGHT FIELD	NO.	REC.
Rachel Mitchell	28	62
Dee Dee Henderson	5	6
Quinlan Duhon	-	115
Shannon Stein	-	3
Erika Sluss	-	2
DESIGNATED PLAYER	NO.	REC.
Dee Dee Henderson	27	61
Casey Faile	3	3
Killian Roessner	1	8
Tiffany Garcia	1	1
Tiffany Shaw	1	1
Jazz Jackson	-	13
Quinlan Duhon	-	11
Erika Sluss	-	8
Rachel Mitchell	-	3
Shannon Stein	-	3

American, **Jazz Jackson** and **Rachel Mitchell** were selected to the first team, while ESPN preseason first-team All-American **Killian Roessner** was named to the second team. The quartet was four of 25 players selected to the teams. The four selections were second among SEC schools, behind only the seven selections from Alabama.

FOUR LOUISIANA NEWCOMERS OF THE YEAR

HITTING STREAKS

NAME	NOW	'08	CAREER
Jazz Jackson	8	11	13
Killian Roessner	-	7	7
Shannon Stein	1	6	7
Quinlan Duhon	3	5	9
Casey Faile	-	5	-
Tayl'r Hollis	2	5	15 (*)
Rachel Mitchell	-	5	5
Erika Sluss	-	4	5
Ashley Applegate	-	3	3
Dee Dee Henderson	3	3	15 (*)
Jessica Mouse	-	2	2

* - School record

SEC HITTING STREAKS

NAME	NOW	'08	CAREER
Jazz Jackson	5	5	11
Quinlan Duhon	3	3	4
Dee Dee Henderson	3	3	6
Rachel Mitchell	-	3	4
Casey Faile	-	2	2
Tayl'r Hollis	2	2	12
Killian Roessner	-	2	3
Erika Sluss	-	2	2
Shannon Stein	1	2	6
Jessica Mouse	-	1	1

TWO NAMED PRESEASON ALL-AMERICANS

Killian Roessner and *Dani Hofer* were named ESPN Preseason All-Americans. *Roessner* was a 2007 first-team All-American and Diamond Sports National Catcher of the Year. *Hofer* earned 2007 first-team All-SEC and second-team NFCA All-South Region honors while also being named the Louisiana Pitcher of the Year.

DUO NAMED TO WATCH LIST

Killian Roessner and *Dani Hofer* were two of 50 players named to the seventh annual USA Softball Collegiate Player of the Year watch list. The pair were two of 10 players from the SEC named to the initial watch list. LSU is among 12 schools, including three SEC schools, that have multiple players on the list. *Roessner* was a 2007 first-team All-American and Diamond Sports National Catcher of the Year. *Hofer* earned 2007 first-team All-SEC and second-team NFCA All-South Region honors while also being named the Louisiana Pitcher of the Year.

TRIO CHOSEN 2008 TEAM CAPTAINS

Seniors *Quinlan Duhon*, *Shannon Stein* and *Dee Dee Henderson* were selected as the captains for the 2008 season. *Stein* is entering her second season as a team captain after also serving as one of three captains last year. This is the first season as a team captain for both *Duhon* and *Henderson*.

TIGERS PICKED SECOND IN SEC WEST

LSU was picked to win the SEC West in a preseason poll by the league's coaches. The Tigers earned 19 points, just behind Alabama with 11 points. Mississippi State came in third with 33 points, followed by Ole Miss with 48 and Auburn with 49.

Florida led the SEC East with 11 points. Tennessee was second with 19 points followed by Georgia with 29 points. South Carolina and Kentucky completed the division with 35 and 46 points respectively.

Alabama was also picked to win the overall SEC title with eight championship votes, while Florida had two votes and LSU had one.

WESTERN DIVISION

- Alabama 11
- LSU 19**
- Mississippi State 33
- Auburn 35
- Ole Miss 48
- Arkansas 49

EASTERN DIVISION

- Florida 11
- Tennessee 19
- Georgia 29
- South Carolina 35
- Kentucky 46

OVERALL CHAMPION: Alabama (8), Florida (2), LSU (1).

LSU VS. LOUISIANA TEAMS

In 2008, the Tigers have nine games against Louisiana schools, including three against Nicholls State, two against Southeastern Louisiana and UL-Monroe, and one against McNeese State. LSU is 108-5 (.956) all-time against in-state schools. The Tigers had their 55-game winning streak snapped on April 25, 2007, vs. Southeastern Louisiana, after not having lost to a Louisiana school since an April 18, 2001 loss to UL-Lafayette, 2-1. The Tigers boast undefeated records against Centenary (13-0), Grambling State (6-0), Louisiana Tech (10-0), UL-Monroe (3-0), McNeese State (16-0), Northwestern State (22-0) and Southern (5-0). LSU's only losses to

in-state schools have come to UL-Lafayette, Southeastern Louisiana and Nicholls State. The Tigers are 12-3 (.800) all-time against ULL, 10-1 (.909) against the Lady Lions and 14-1 (.933) all-time against the Lady Colonels.

TIGERS IN SEC OPENERS

LSU is 11-2 all-time in SEC openers, including a 6-0 record in Tiger Park and a 4-2 record on the road. The Tigers topped Georgia, 8-1, to open league play this season. The Tigers dropped their only two SEC openers in school history, 4-3, to South Carolina on the road in 2005 and 2-1 to Ole Miss on the road in 2007. The Tigers have outscored their opponents 70-20 in conference openers. LSU also dropped its only SEC opening series in 2005, losing 2-of-3 to the Gamecocks, after winning the previous eight opening series. The Tigers have now combined for a 30-6 record in SEC-opening series. The Tigers' only losses were single games to Auburn in 2000, Florida in 2001, Tennessee in 2003 and Ole Miss in 2007.

TIGERS IN SEASON OPENERS

Since the Tigers reinstated softball in 1997, LSU is 11-1 in season openers, including a 9-0 record at Tiger Park. The Tigers' only season opening loss was a 5-3 loss to Illinois to open the 2005 season at the UNLV Softball Classic. This season, LSU topped St. John's, 14-0, in five innings in the season opener as part of the Easton Tiger Classic at Tiger Park. In 11 season openers, LSU has outscored its opponents 119-9 overall, and has posted eight shutouts.

SEASON MULTIPLE-RBI RECORD

17	Leslie Klein	2007
16	Ashlee Ducote	2000
15	Leslie Klein	2004
14	Tara Asbill	1998
13	Leslie Klein	2006
13	Stephanie Hill	2004
13	Tessa Lynam	2002
13	Shaunte' Fremin	2000
12	KILLIAN ROESSNER	2008
12	Five more players	

INNING-BY-INNING

SCORE BY INNINGS	1	2	3	4	5	6	7	8	9	10	11	TOTALS
LSU	33	24	22	30	25	36	5	2	0	2	1	180
Opponents	10	6	12	9	8	10	5	0	0	0	0	60

2001 NATIONAL COACHING STAFF OF THE YEAR

GAME-WINNING RBIS

QUINLAN DUHON (2)

DATE	OPPONENT	ACTION	INNING	FINAL
Feb. 15	St. John's	2-RBI single	Top of the first	14-0 (5)
Feb. 16	Chattanooga	2-RBI double	Bottom of the first	6-1 (5)

CASEY FAILE (3)

DATE	OPPONENT	ACTION	INNING	FINAL
March 2	South Alabama	Home run	Bottom of the fifth	1-0
March 9	No. 16 Georgia	3-run home run	Bottom of the fifth	5-2
March 15	Purdue	RBI double	Bottom of the fifth	4-0

DEE DEE HENDERSON (2)

DATE	OPPONENT	ACTION	INNING	FINAL
Feb. 23	No. 23 Cal State Fullerton	RBI single	Top of the eighth	3-2
March 26	No. 21 Mississippi State (1)	RBI single	Bottom of the second	5-2

TAYL'R HOLLIS (3)

DATE	OPPONENT	ACTION	INNING	FINAL
Feb. 27	Louisiana-Monroe	3-run home run	Bottom of the first	9-2
Feb. 29	South Alabama	RBI double	Bottom of the first	7-0
March 26	No. 21 Mississippi State (2)	RBI single	Bottom of the fourth	2-1

JAZZ JACKSON (2)

DATE	OPPONENT	ACTION	INNING	FINAL
Feb. 19	Southeastern Louisiana	RBI single	Bottom of the third	7-0
March 8	No. 16 Georgia (2)	RBI single	Bottom of the fifth	1-0

RACHEL MITCHELL (4)

DATE	OPPONENT	ACTION	INNING	FINAL
Feb. 17	Nicholls State	2-run double	Bottom of the third	9-2
March 2	Tulsa	2-run single	Bottom of the first	6-1
March 8	No. 16 Georgia (1)	RBI double	Bottom of the first	8-1
April 21	Auburn (1)	2-run double	Bottom of the third	8-1

KILLIAN ROESSNER (6)

DATE	OPPONENT	ACTION	INNING	FINAL
Feb. 15	Ball State	RBI walk	Bottom of the first	4-2
Feb. 22	Pacific	2-run home run	Bottom of the seventh	2-1
Feb. 29	Southern Miss	2-run home run	Top of the fifth	8-5
March 14	Oklahoma State	RBI double	Top of the first	2-0
March 16	South Florida	RBI single	Bottom of the eighth	2-1 (8)
April 21	Auburn (2)	2-run home run	Bottom of the 10th	5-3 (10)

ERIKA SLUSS (1)

DATE	OPPONENT	ACTION	INNING	FINAL
Feb. 16	Nicholls State	3-run home run	Top of the second	9-1 (6)

SHANNON STEIN (1)

DATE	OPPONENT	ACTION	INNING	FINAL
March 11	Troy	RBI single	Bottom of the 11th	7-6 (11)

NCAA SOFTBALL SINCE 1997...

TOP 10 PROGRAMS BY WINNING PCT.

1.	Arizona	628-107-1	.854
2.	UCLA	547-138-1	.798
T-3.	LSU	609-156	.796
T-3.	Michigan	580-147-4	.796
5.	UL-Lafayette	556-149	.789
6.	Oklahoma	573-173-2	.767
7.	Fresno State	556-184	.751
8.	Alabama	573-199	.742
9.	DePaul	520-182-3	.740
10.	Massachusetts	463-185-3	.714

TOP 10 PROGRAMS BY WINS

1.	Arizona	628-107-1	.854
2.	LSU	609-156	.796
3.	Michigan	580-147-4	.796
T-4.	Oklahoma	573-173-2	.767
T-4.	Alabama	573-199	.742
6.	Florida State	558-242-2	.697
T-7.	UL-Lafayette	556-149	.789
T-7.	Fresno State	556-184	.751
9.	California	548-241	.695
10.	UCLA	547-138-1	.798

TOP 10 PROGRAMS BY WINS PER YEAR

1.	Arizona	55.0
2.	LSU	52.7
3.	Michigan	50.5
4.	Oklahoma	49.6
	Alabama	49.6
6.	UL-Lafayette	48.7
7.	Florida State	48.3
8.	Fresno State	47.8
9.	UCLA	47.2
10.	California	47.0

THIS POINT IN THE SEASON

YEAR	33 GAMES	FINAL
1997	28-5	44-14
1998	29-4	58-14
1999	27-6	56-10
2000	26-7	59-13
2001	27-6	59-11
2002	26-7	56-11
2003	24-9	50-18
2004	27-6	57-12
2005	19-14	31-23
2006	28-5	55-14
2007	29-4	55-12
2008	29-4	???

LSU UNDER YVETTE GIROUARD (2001-)**RUN DIFFERENTIAL**

One-run games	80-33
Two-run games	45-23
Five or more run games	180-18

LSU SCORING

Scoring first	328-15
0-2 runs	66-77
3-5 runs	142-18
6 or more runs	184-3

OPPONENT SCORING

Scoring first	64-80
0-2 runs	339-27
3-5 runs	44-44
6 or more runs	10-34

LSU HITTING

3 or fewer hits	19-35
4-6 hits	96-42
7-9 hits	136-19
10 or more hits	135-4

OPPONENT HITTING

3 or fewer hits	210-9
4-6 hits	120-38
7-9 hits	43-32
10 or more hits	16-26

LSU ERRORS

No errors	207-19
1 error	120-43
2 or more errors	80-43

OPPONENT ERRORS

No errors	98-58
1 error	110-29
2 or more errors	174-18

INNING-BY-INNING

Run-rule games	96-6
Extra-inning games	33-13

TIME OF DAY

Day Games	293-79
Night Games	99-26

DAYS OF THE WEEK

February	128-26
March	116-32
April	105-20
May	58-30

GAME SITES

Home	214-32
Away	100-39
Neutral	78-34

TYPE OF GAME

Conference	156-55
Non-Conference	235-50
vs. Louisiana Teams	65-2
vs. Top 10	32-40
vs. Top 25	96-74

TRACKING LSU'S 2008 OPPONENTS

Opponent	LSU vs.	2008 Record	Opponent	LSU vs.	2008 Record
Alabama		28-3	Northwestern	0-1	13-9
Arkansas		23-14	Oklahoma State	1-0	15-17
Arizona	0-1	23-8	Ole Miss		15-17
Auburn	3-0	28-8	Pacific	1-0	18-19
Ball State	2-0	18-14	Penn State	0-1	23-8
Cal State Fullerton	1-0	16-15-1	Purdue	1-0	21-8
Chattanooga	1-0	21-14	South Alabama	2-0	17-14
Florida		37-2	South Carolina		13-15
Florida Atlantic	0-1	22-18	South Florida	1-0	25-12
Fordham	1-0	10-17	Southeastern La.	1-0	21-10
Georgia	3-0	32-8	Southern Miss	1-0	16-18
Kentucky		13-14	St. John's	1-0	12-15
UL-Monroe	1-0	9-19	Tennessee		30-5
McNeese State		12-24	Troy	1-0	18-15
Mississippi State	2-0	26-11	Tulsa	2-0	18-15
Nicholls State	3-0	15-17	Combined Record	29-4	608-403-1 (.601)

LSU IN THE NCAA RANKINGS**2008 TEAM RANKINGS**

EARNED RUN AVERAGE	28th	1.62
WIN-LOSS PERCENTAGE	Eighth	.871
BATTING AVERAGE	45th	.291
DOUBLES PER GAME	39th	1.42
FIELDING PERCENTAGE	16th	.976
SLUGGING PERCENTAGE	28th	.460
SCORING AVERAGE	26th	5.58
STOLEN BASES PER GAME	Sixth	2.35
HOME RUNS PER GAME	22nd	0.94

2008 INDIVIDUAL RANKINGS

VICTORIES	Dani Hofer	11th	15.0
	Cody Trahan	82nd	9.0
SAVES	Dani Hofer	79th	1.0
ERA	Dani Hofer	29th	0.99
	Cody Trahan	78th	1.65
STRIKEOUTS PER SEVEN INNINGS	Dani Hofer	Ninth	11.0
	Cody Trahan	34th	8.9
HITS ALLOWED PER SEVEN INNINGS	Dani Hofer	11th	3.37
BATTING AVERAGE	Shannon Stein	70th	.402
SLUGGING PERCENTAGE	Killian Roessner	49th	.728
RBI PER GAME	Killian Roessner	17th	1.1
DOUBLES PER GAME	Rachel Mitchell	86th	0.29
HOME RUNS PER GAME	Killian Roessner	35th	0.29
STOLEN BASES PER GAME	D.D. Henderson	Eighth	0.77
	Jazz Jackson	61st	0.42
WALKS	Jessica Mouse	42nd	0.65
HIT BY PITCH PER GAME	Erika Sluss	52nd	0.2
SACRIFICE FLIES	Killian Roessner	Third	4.0
TOUGHEST TO STRIKEOUT	Shannon Stein	83rd	16.4

2006 H. BOYD MCWHORTER SCHOLAR-ATHLETE OF THE YEAR

IN THE LSU RECORD BOOKS

MOST CAREER STOLEN BASES

1.	155	Dee Douglas	1998-01
2.	104	DEE DEE HENDERSON	2005-
T-3.	79	Trena Peel	1999-02
	79	Tara Asbill	1997-00

HIGHEST STOLEN BASE PCT. (min. 50 attempts)

1.	.897	DEE DEE HENDERSON	2005-
2.	.876	Dee Douglas	1998-01
3.	.849	Tara Asbill	1997-00

MOST CAREER RUNS SCORED

1.	207	Dee Douglas	1998-01
2.	192	Tara Asbill	1997-00
3.	174	Leslie Klein	2004-07
4.	173	Trena Peel	1999-02
	173	Stephanie Hastings	1998-01
6.	165	Camille Harris	2003-06
7.	159	Ashlee Ducote	1997-00
8.	129	Julie Wiese	2001-04
9.	116	Lauren Castle	2004-06
10.	107	DEE DEE HENDERSON	2005-

MOST CAREER DOUBLES

1.	64	Leslie Klein	2004-07
2.	53	Stephanie Hastings	1998-01
3.	52	Ashlee Ducote	1997-00
4.	47	Tara Asbill	1997-00
	47	Vanessa Soto	2005-07
6.	45	Trena Peel	1999-02
7.	42	Julie Wiese	2001-04
8.	37	Christy Connor	2001-03
9.	34	Killian Roessner	2005-
	34	Stephanie Hill	2003-06

MOST CAREER HOME RUNS

1.	32	Leslie Klein	2004-07
2.	31	Julie Wiese	2001-04
T-3.	27	Tara Asbill	1997-00
	27	Camille Harris	2003-06
5.	26	Stephanie Hill	2003-06
6.	23	Ashlee Ducote	1997-00
T-7.	22	Quinlan Duhon	2005-
	22	Christy Connor	2001-03
9.	20	Killian Roessner	2005-
10.	19	Trena Peel	1999-02
11.	18	Tessa Lynam	2002-03
12.	16	Rachel Mitchell	2007-
	16	Tyra Perry	1997-98

MOST SACRIFICE FLIES

1.	15	Tara Asbill	1997-00
T-2.	11	QUINLAN DUHON	2005-
	11	Leslie Klein	2004-07
T-4.	10	KILLIAN ROESSNER	2005-
	10	Vanessa Soto	2005-07

MOST CAREER WINS

1.	120	Britni Sneed	1999-02
2.	89	Kristin Schmidt	2002-04
3.	84	Emily Turner	2004-07
4.	68	Ashley Lewis	1999-01
5.	56	DANI HOFER	2006-

MOST CAREER APPEARANCES

1.	175	Britni Sneed	1999-02
2.	140	Emily Turner	2004-07
3.	132	Kristin Schmidt	2002-04
4.	98	Ashley Lewis	1999-01
5.	85	Julie Stashko	1997-00
6.	81	DANI HOFER	2006-

MOST CAREER GAMES STARTED

1.	143	Britni Sneed	1999-02
2.	123	Emily Turner	2004-07
3.	112	Kristin Schmidt	2002-04
4.	82	Ashley Lewis	1999-01
5.	68	DANI HOFER	2006-

MOST CAREER COMPLETE GAMES

1.	106	Britni Sneed	1999-02
2.	95	Kristin Schmidt	2002-04
3.	92	Emily Turner	2004-07
4.	51	DANI HOFER	2006-

MOST CAREER SHUTOUTS

1.	55	Britni Sneed	1999-02
2.	38	Emily Turner	2004-07
3.	37	Kristin Schmidt	2002-04
4.	20	DANI HOFER	2006-

MOST INNINGS PITCHED

1.	976.1	Britni Sneed	1999-02
2.	782.0	Kristin Schmidt	2002-04
3.	778.1	Emily Turner	2004-07
4.	515.2	Ashley Lewis	1999-01
5.	434.2	DANI HOFER	2006-

MOST CAREER STRIKEOUTS

1.	1,370	Britni Sneed	1999-02
2.	907	Kristin Schmidt	2002-04
3.	778	Emily Turner	2004-07
4.	582	DANI HOFER	2006-

MOST CAREER STRIKEOUTS PER SEVEN INNINGS

1.	9.82	Britni Sneed	1999-02
2.	9.37	DANI HOFER	2006-
3.	8.12	Kristin Schmidt	2002-04
4.	7.00	Emily Turner	2004-07

LOWEST CAREER OPPONENTS BATTING AVG.

1.	.147	Britni Sneed	1999-02
2.	.157	Ashley Lewis	1999-01
3.	.172	Dani Hofer	2006-
4.	.196	Kristin Schmidt	2002-04
5.	.203	Emily Turner	2004-07

HIGHEST CAREER FIELDING PERCENTAGE

1.	.992	Kristen Hobbs	2004-07
T-2.	.991	KILLIAN ROESSNER	2005-
	.991	Jennie Reeves	2000-03
	.991	Leigh Ann Danos	2002-04
5.	.988	Jennifer Schuelke	1998-01

MOST CAREER PUTOUTS

1.	1616	Shaunte' Fremin	1997-00
2.	1352	KILLIAN ROESSNER	2005-
3.	1193	Jennifer Schuelke	1998-01

MOST CAREER RUNNERS CAUGHT STEALING BY

1.	53	KILLIAN ROESSNER	2005-
2.	33	Jennie Reeves	2000-03
3.	32	Jennifer Schuelke	1998-01

LOWEST CAREER STOLEN BASES AGAINST PCT.

1.	.589	KILLIAN ROESSNER	2005-
2.	.700	Leigh Ann Danos	2002-04
3.	.719	Jennifer Schuelke	1998-01

IN THE SEC RECORD BOOK

MOST CAREER STOLEN BASES

1.	257	Nicole Barber, UGA	2001-04
2.	155	Dee Douglas, LSU	1998-01
3.	141	Iyhia McMichael, MSU	2001-04
4.	133	Kelly Kretschman, UA	1998-01
5.	120	Lindsey Schutzler, UT	2003-06
6.	104	DEE DEE HENDERSON	2005-
7.	99	Michelle Tyree, UGA	2000-03

2001 • 2006 SEC COACH OF THE YEAR • 2002

THE LAST TIME LSU...

▶ **SCORED 10 OR MORE RUNS:**
vs. Auburn (10), 3/22/08

▶ **SCORED 15 OR MORE RUNS:**
vs. Texas Southern (19), 2/22/06

▶ **SCORED 20 OR MORE RUNS:**
vs. Grambling State (20), 2/15/06

▶ **ALLOWED 10 OR MORE RUNS:**
vs. Georgia (13), 5/5/07

▶ **ALLOWED 15 OR MORE RUNS:**
Never

▶ **RECORDED 10 OR MORE HITS:**
vs. Mississippi State-2 (11), 3/26/08

▶ **RECORDED 15 OR MORE HITS:**
vs. Troy (15), 3/11/08

▶ **RECORDED 20 OR MORE HITS:**
vs. Alcorn State (21), 2/20/04

▶ **HIT SIX OR MORE DOUBLES:**
vs. Grambling State (8), 2/15/06

▶ **HIT THREE OR MORE TRIPLES:**
vs. Alcorn State (3), 2/20/04

▶ **HIT FOUR OR MORE HOME RUNS:**
vs. No. 16 Stanford (5), 5/19/07

▶ **STOLE SEVEN OR MORE BASES:**
vs. Nicholls State (10), 2/16/08

▶ **DREW 10 OR MORE WALKS:**
vs. Memphis (10), 2/11/07

▶ **PITCHED A NO-HITTER:**
vs. Arkansas, 4/21/07

▶ **PITCHED 15 OR MORE STRIKEOUTS:**
vs. Auburn (15), 3/21/08

▶ **COMMITTED 4 OR MORE ERRORS:**
vs. Georgia (4), 5/5/06

▶ **DEFEATED A RANKED TEAM:**
vs. No. 21 Mississippi State (2-1), 3/26/08

▶ **DEFEATED A TOP-FIVE RANKED TEAM:**
vs. No. 2 Alabama (4-1), 5/11/07

▶ **LOST TO AN UNRANKED OPPONENT:**
vs. Penn State (0-3), 3/1/08

LSU VS. CONFERENCES

Atlantic 10	1-0	1.000
Big Ten	1-2	.333
Big 12	1-0	1.000
Big East	2-0	1.000
Big West	2-0	1.000
Conference USA	3-0	.000
Mid-America	2-0	1.000
Pac-10	0-1	.000
Southeastern	8-0	1.000
Southern	1-0	1.000
Southland	4-0	1.000
Sun Belt	4-1	.800

THE LAST TIME A TIGER...

SCORED THREE RUNS IN A GAME:Rachel Mitchell vs. Chattanooga, 2/16/08

SCORED FOUR RUNS IN A GAME:Jazz Jackson vs. Alcorn State, 2/27/07

HAD FOUR HITS IN A GAME:Killian Roessner vs. Arkansas, 4/21/07

HAD FIVE HITS IN A GAME:Lauren Castle at Mississippi State, 3/31/05

HAD FIVE RBIS IN A GAME:Tayl'r Hollis (5) vs. St. John's, 2/15/08

HAD SIX RBIS IN A GAME:Vanessa Soto (6) vs. Centenary, 2/10/07

HAD SEVEN RBIS IN A GAME:Stephanie Hill vs. Nicholls State, 4/1/04

HAD TWO DOUBLES IN A GAME:Rachel Mitchell vs. Auburn, 3/21/08

HAD THREE DOUBLES IN A GAME:Tessa Lynam vs. Jackson State, 2/28/03

HAD TWO TRIPLES IN A GAME:Leslie Klein vs. Alcorn State, 1/20/04

HAD TWO HOME RUNS IN A GAME:Killian Roessner vs. Southern Miss, 2/29/08

HIT A GRAND SLAM:Rachel Mitchell vs. Stanford, 5/19/07

LEAD OFF GAME WITH HOME RUN:Camille Harris vs. Arkansas, 4/6/05

LEAD OFF INNING WITH HOME RUN:Killian Roessner vs. Oklahoma State, 3/14/08

HIT AN INSIDE-THE-PARK HOME RUN:LaDonia Hughes vs. Centenary, 2/6/04

HIT A WALK-OFF HOME RUN:Killian Roessner vs. Auburn, 3/21/08

HAD EIGHT TOTAL BASES IN A GAME:Killian Roessner (8) vs. Southern Miss, 2/29/08

HAD NINE TOTAL BASES IN A GAME:Killian Roessner (10) vs. Centenary, 3/21/07

HAD 10 TOTAL BASES IN A GAME:Killian Roessner (10) vs. Centenary, 3/21/07

HAD 13 TOTAL BASES IN A GAME:Ashlee Ducote at South Carolina, 4/14/00

DREW THREE WALKS IN A GAME:Jessica Mouse (3) vs. South Alabama, 2/29/08

DREW FOUR WALKS IN A GAME:Rachel Mitchell (4) vs. Missouri State, 2/16/07

DREW TWO INTENTIONAL WALKS IN A GAME:Killian Roessner vs. Troy, 3/11/08

DREW THREE INTENTIONAL WALKS IN A GAME:Stephanie Hill vs. Ole Miss, 4/17/04

HIT BY PITCH TWICE IN A GAME:Shannon Stein vs. Stanford, 5/19/07

STRUCK OUT THREE TIMES IN A GAME:Erika Sluss vs. Auburn, 3/21/08

STRUCK OUT FIVE TIMES IN A GAME:Ashley Lewis vs. Southern Miss, 5/20/00

HAD TWO SACRIFICES IN A GAME:Andrea Smith vs. Troy, 2/25/07

HAD THREE SACRIFICES IN A GAME:Tara Asbill at Alabama, 5/5/00

HAD TWO SACRIFICE FLIES IN A GAME:Leslie Klein vs. McNeese State, 3/7/07

HAD TWO STOLEN BASES IN A GAME:Dee Dee Henderson vs. Auburn, 3/22/08

HAD THREE STOLEN BASES IN A GAME:Dee Dee Henderson vs. St. John's, 2/15/08

HAD FOUR STOLEN BASES IN A GAME:Dee Dee Henderson vs. Texas-San Antonio, 3/13/07

SEVEN-INNING COMPLETE-GAME SHUTOUT:Dani Hofer vs. Auburn, 3/22/08

EXTRA-INNING COMPLETE-GAME SHUTOUT:Emily Turner vs. Fresno State, (9), 5/18/07

SEVEN-INNING COMPLETE-GAME ONE-HITTER:Dani Hofer vs. Georgia, 3/9/07

TOSSED A PERFECT GAME:Tiffany Garcia vs. Grambling State, 2/15/06

TOSSED A NO-HITTER:Emily Turner vs. Arkansas, 4/21/07

SEVEN-INNING NO-HITTER:Emily Turner vs. Arkansas, 4/21/07

RECORDED 15 STRIKEOUTS IN A GAME:Dani Hofer vs. Auburn, 3/21/08

RECORDED 16 STRIKEOUTS IN A GAME:Dani Hofer vs. South Florida, 3/16/08

RECORDED 17 STRIKEOUTS IN A GAME:Kristin Schmidt vs. Ole Miss, 4/18/03

RECORDED 19 STRIKEOUTS IN A GAME:Britni Sneed vs. Oklahoma, 5/26/01

PITCHED 10+ INNINGS:Dani Hofer vs. South Carolina, 5/10/07

PITCHED 11+ INNINGS:Kristin Schmidt vs. Mississippi State, 3/19/02

PITCHED 13+ INNINGS:Kristin Schmidt vs. Michigan, 5/27/04

HAD 17 PUTOUTS:Leigh Ann Danos vs. South Carolina, 3/13/04

HAD 18 PUTOUTS:Jennie Reeves vs. Northwestern State, 5/16/02

HAD 19 PUTOUTS:Jennifer Schuelke vs. Oklahoma, 5/26/01

HAD SIX ASSISTS:Tayl'r Hollis vs. Fordham, 2/14/08

HAD SEVEN ASSISTS:Andrea Smith vs. Georgia, 5/6/07

HAD EIGHT ASSISTS:Tara Asbill vs. South Carolina, 5/14/00

HAD TWO ERRORS:Dani Hofer vs. Ball State, 2/15/08

HAD THREE ERRORS:Andrea Smith (4) vs. Arizona, 5/26/06

HAD FOUR ERRORS:Andrea Smith (4) vs. Arizona, 5/26/06

FOUR CoSIDA ACADEMIC ALL-AMERICANS

PITCHING SUPERLATIVES

NO-HITTERS (30) & PERFECT GAMES (3)

- ▶ **Tiffany Garcia vs. Grambling State, 2/15/06**
- ▶ Britni Sneed/Sarah Meadors vs. Tennessee, 3/18/01
- ▶ Sarah KnifeChief vs. Arkansas, 4/17/98

NO-HITTERS (30) & PERFECT GAMES (3)

- ▶ Emily Turner vs. Arkansas, 4/21/07
- ▶ **Dani Hofer vs. Southern Miss, 2/24/07**
- ▶ **Dani Hofer vs. Missouri State, 2/17/07**
- ▶ **Tiffany Garcia vs. Centenary, 2/10/07**
- ▶ **Tiffany Garcia vs. Mississippi Valley, 2/17/06**
- ▶ **Tiffany Garcia vs. Grambling State, 2/15/06 ****
- ▶ **Dani Hofer vs. Arkansas-Pine Bluff, 2/11/06**
- ▶ Kristin Schmidt vs. Centenary, 4/2/03
- ▶ Kristin Schmidt vs. Jackson State, 3/19/03
- ▶ Tessa Lynam vs. Jackson State, 2/28/03
- ▶ Kristin Schmidt/Tessa Lynam vs. Cal Poly, 2/15/03
- ▶ Kristin Schmidt vs. Baylor, 2/7/03
- ▶ Britni Sneed vs. Texas A&M-CC, 5/4/02
- ▶ Britni Sneed vs. Ole Miss, 4/28/02
- ▶ Britni Sneed vs. Southern Miss, 4/24/02
- ▶ Britni Sneed vs. Southern Miss, 4/18/02
- ▶ Britni Sneed vs. Tennessee, 3/16/02
- ▶ Britni Sneed vs. Western Michigan, 2/10/02
- ▶ Britni Sneed vs. Ole Miss, 4/28/01
- ▶ Ashley Lewis vs. Coastal Carolina, 3/28/01
- ▶ Britni Sneed/Sarah Meadors vs. Tenn., 3/18/01 **
- ▶ Britni Sneed vs. Tennessee, 3/17/01
- ▶ Britni Sneed/Sarah Meadors vs. Houston, 3/2/01
- ▶ Britni Sneed/Sarah Meadors vs. East Tenn. State, 2/19/01
- ▶ Britni Sneed vs. Louisiana Tech, 4/11/00
- ▶ Britni Sneed vs. Ole Miss, 3/31/00
- ▶ Ashley Lewis vs. McNeese State, 2/13/99
- ▶ Sarah KnifeChief vs. Arkansas, 4/17/98 **
- ▶ S. KnifeChief/S. Mount vs. Northwestern, 3/25/98
- ▶ Julie Stashko/Sophia Mount vs. Southern, 2/14/98

** - Perfect Game

MISCELLANEOUS

- LONGEST GAME** 3:14 vs. Troy (3/11)
- SHORTEST GAME** 1:24 vs. Mississippi St. (3/26)
- WINNING STREAK** 17 games
- LOSING STREAK** Two games
- ATTENDANCE** 1,146 vs. Auburn (3/22)
- WINNING MARGIN** 14 vs. St. John's (2/15)
- LOSING MARGIN** 3 - twice, last vs. Penn St. (3/1)
- DEFICIT OVERCOME.** 3 vs. Troy (3/11)
- LEAD LOST** 2 vs. Northwestern (2/23)
- RUNS IN AN INNING..** 10 vs. St. John's - 1st (2/15)

2008 TIGER HOME RUN TRACKER

NO.	PLAYER	OPPONENT	ON BASE	INNING	OUTS	PITCHER	RESULT
1.	Tayl'r Hollis (1)	St. John's	2	1	1	Sumrall	W 14-0 (5)
2.	Jessica Mouse (1)	St. John's	0	1	2	Sumrall	W 14-0 (5)
3.	Erika Sluss (1)	Nicholls State	2	2	1	Barksdale	W 9-1 (6)
4.	Shannon Stein (1)	Nicholls State	0*	6	0	Barksdale	W 9-1 (6)
5.	Quinlan Duhon (1)	Nicholls State	1	6	1	Gros	W 9-1 (6)
6.	Tayl'r Hollis (2)	Chattanooga	2	4	1	Holloway	W 9-1 (5)
7.	Killian Roessner (1)	Southeastern La.	1	3	1	Yoder	W 7-0
8.	Killian Roessner (2)	Pacific	1	7	2	Engle	W 2-1
9.	Erika Sluss (2)	Cal State Fullerton	1	7	2	Doucette	W 3-2 (8)
10.	Tayl'r Hollis (3)	Northwestern	0	2	2	Delaney	L 0-1
11.	Rachel Mitchell (1)	Northwestern	0*	4	0	Delaney	L 0-1
12.	Quinlan Duhon (2)	Northwestern	0	4	1	Delaney	L 0-1
13.	Tayl'r Hollis (4)	UL-Monroe	2	1	2	Causey	W 9-2
14.	Rachel Mitchell (2)	UL-Monroe	1	6	0	Rittenhouse	W 9-2
15.	Killian Roessner (3)	Southern Miss	0*	4	0	Harbuck	W 8-5
16.	Killian Roessner (4)	Southern Miss	1	5	0	Harbuck	W 8-5
17.	Jessica Mouse (2)	South Alabama	0*	2	0	Pilgrim	W 7-0
18.	Tayl'r Hollis (5)	South Alabama	1	6	1	Pilgrim	W 7-0
19.	Casey Faile (1)	South Alabama	0	5	1	Pilgrim	W 1-0
20.	Killian Roessner (5)	Tulsa	1	4	2	Lee	W 6-1
21.	Rachel Mitchell (3)	Nicholls State	0	3	2	Ensminger	W 3-0
22.	Jessica Mouse (3)	No. 16 Georgia	0	2	1	Hamilton	W 8-1
23.	Killian Roessner (6)	No. 16 Georgia	1	4	2	Gaskill	W 5-2
24.	Casey Faile (2)	No. 16 Georgia	2	5	1	Gaskill	W 5-2
25.	Killian Roessner (7)	Troy	0	5	2	Williams	W 7-6 (11)
26.	Killian Roessner (8)	Oklahoma State	0*	6	0	Crabtree	W 2-0
27.	Rachel Mitchell (4)	Auburn	0	3	1	Thompson	W 5-3
28.	Killian Roessner (9)	Auburn	1	10	0	Thompson	W 5-3
29.	Quinlan Duhon (3)	Auburn	2	6	1	Bunner	W 10-0 (5)

* - Leadoff Home Run

ALL-TIME TIGER GRAND SLAMS

NO.	PLAYER	OPPONENT	DATE	INNING	OUTS	PITCHER	RESULT
1.	Ashlee Ducote (1)	Grambling State	Feb. 23, 1997	3	1	Kennedy	W 9-1 (5)
2.	Shaunte Fremin (1)	Tennessee	April 24, 1998	3	2	Ayres	W 8-0 (5)
3.	Trena Peel (1)	Mississippi State	April 10, 1999	7	1	Wilkerson	W 5-4
4.	Tara Asbill (1)	Tennessee	April 30, 1999	6	0	Beavers	W 5-0
5.	Ashlee Ducote (2)	Texas	Feb. 18, 2000	8	0	Martinez	W 6-2
6.	Trena Peel (2)	Illinois-Chicago	Feb. 24, 2001	6	1	Ritchie	W 8-0 (5)
7.	Julie Wiese (1)	Coastal Carolina	March 28, 2001	6	1	Yates	W 12-2 (5)
8.	Camille Harris (1)	Mississippi State	March 26, 2003	5	2	Massey	W 15-13
9.	Alicia Owen (1)	Ole Miss	April 18, 2003	11	1	Brill	W 10-6
10.	Camille Harris (2)	Auburn	April 24, 2004	4	2	Diaz	W 11-0 (5)
11.	Lauren Castle (1)	Stephen F. Austin	Feb. 11, 2006	4	1	Carter	W 11-0 (5)
12.	Vanessa Soto (1)	Centenary	Feb. 10, 2007	4	2	Greeson	W 9-0 (5)
13.	Kristen Hobbs (1)	Memphis	Feb. 11, 2007	9	1	Johnson	W 7-2
14.	Erika Sluss (1)	Portland State	March 2, 2007	4	1	Hill	W 7-0
15.	Andrea Smith (1)	McNeese State	March 28, 2007	2	1	Bram	W 6-0
16.	Rachel Mitchell (1)	Stanford	May 19, 2007	2	2	Penna	W 11-5

2004 WOMEN'S COLLEGE WORLD SERIES MVP

TEAM GAME SUPERLATIVES

BATTING

At bats.....	43	vs. Troy (3/11)
Runs scored.....	14	vs. St. John's (2/15)
Hits.....	15	vs. Troy (3/11)
RBIs.....	13	vs. St. John's (2/15)
Doubles.....	4	vs. Troy (3/11)
.....	4	vs. Nicholls State (2/17)
Triples.....	1	Four games
Home Runs.....	3	vs. Northwestern (2/23)
.....	3	vs. Nicholls State (2/16)
Total Bases.....	22	vs. Troy (3/11)
.....	22	vs. St. John's (2/15)
Walks.....	8	vs. Georgia (3/8)
.....	8	vs. Southern Miss (2/29)
.....	8	vs. Nicholls State (2/16)
Strikeouts.....	12	vs. Auburn (3/21)
.....	12	vs. Arizona (2/24)
.....	12	vs. Northwestern (2/23)
Sacrifice Hits.....	1	11 games
Sacrifice Flies.....	2	vs. Southeastern La. (2/19)
.....	2	vs. Nicholls State (2/17)
.....	2	vs. Ball State (2/17)
Stolen Bases.....	10	vs. Nicholls State (2/16)
Hit by Pitch.....	3	vs. Troy (3/11)
Caught Stealing.....	2	vs. Purdue (3/15)
Runners LOB.....	15	vs. Troy (3/11)
Hit into DP.....	2	vs. Cal State Fullerton (2/23)
.....	2	vs. Florida Atlantic (2/22)

FIELDING

Putouts.....	33	vs. Troy (3/11)
Assists.....	10	vs. Ball State (2/17)
Errors.....	3	vs. Georgia (3/9)
.....	3	vs. Nicholls State (2/17)
Passed Balls.....	2	vs. UL-Monroe (2/27)
Double plays turned.....	1	Eight games

PITCHING

Innings pitched.....	11.0	vs. Troy (3/11)
Runs Allowed.....	7	vs. Arizona (2/24)
Earned Runs Allowed.....	7	vs. Arizona (2/24)
Walks Allowed.....	7	vs. Georgia (3/9)
.....	7	vs. Arizona (2/24)
Strikeouts.....	16	vs. South Florida (3/16)
.....	16	vs. Troy (3/11)
Hits Allowed.....	11	vs. Mississippi State (3/26)
.....	11	vs. Troy (3/11)
Doubles Allowed.....	3	vs. Florida Atlantic (2/22)
Triples Allowed.....	1	Four games
Home Runs Allowed.....	4	vs. Arizona (2/24)
Wild Pitches.....	2	vs. Troy (3/11)
.....	2	vs. Arizona (2/24)
.....	2	vs. Ball State (2/17)
Hit Batters.....	2	Four games

INDIVIDUAL GAME SUPERLATIVES

BATTING

At bats.....	6	Rachel Mitchell vs. Troy (3/11)
Runs scored.....	3	Rachel Mitchell vs. Chattanooga (2/16)
.....	3	Dee Dee Henderson vs. St. John's (2/15)
.....	3	Rachel Mitchell vs. St. John's (2/15)
Hits.....	3	11 games
RBIs.....	5	Tayl'r Hollis vs. St. John's (2/15)
Doubles.....	2	Rachel Mitchell vs. Auburn (3/21)
Triples.....	1	Four games
Home Runs.....	2	Killian Roessner vs. Southern Miss (2/29)
Total Bases.....	8	Killian Roessner vs. Southern Miss (2/29)
Walks.....	3	Jessica Mouse vs. Southern Miss (2/29)
Strikeouts.....	3	Erika Sluss vs. Auburn (3/21)
.....	3	Dee Dee Henderson vs. Northwestern (2/23)
Sacrifice Hits.....	1	11 games
Sacrifice Flies.....	1	14 games
Stolen Bases.....	3	Dee Dee Henderson vs. St. John's (2/15)
Hit by Pitch.....	1	21 games
Caught Stealing.....	1	Seven games
Runners LOB.....	6	Quinlan Duhon vs. Troy (3/11)

FIELDING

Putouts.....	15	Killian Roessner vs. Auburn (3/21)
.....	15	Killian Roessner vs. South Florida (3/16)
.....	15	Killian Roessner vs. Cal State Fullerton (2/23)
Assists.....	6	Tayl'r Hollis vs. Fordham (3/14)
Errors.....	2	Dani Hofer vs. Ball State (2/15)
Passed Balls.....	2	Erika Sluss vs. UL-Monroe (2/27)

PITCHING

Innings Pitched.....	8.	Cody Trahan vs. Auburn (3/21)
.....	8.0	Dani Hofer vs. South Florida (3/16)
.....	8.0	Dani Hofer vs. Cal State Fullerton (2/23)
Runs Allowed.....	5	Cody Trahan vs. Southern Miss (2/29)
Earned Runs Allowed.....	5	Cody Trahan vs. Southern Miss (2/29)
Walks Allowed.....	7	Dani Hofer vs. Georgia (3/9)
Strikeouts.....	16	Dani Hofer vs. South Florida (3/16)
Hits Allowed.....	11	Cody Trahan vs. Mississippi State (3/26)
Doubles Allowed.....	3	Cody Trahan vs. Florida Atlantic (2/22)
Triples Allowed.....	1	Four games
Home Runs Allowed.....	3	Cody Trahan vs. Southern Miss (2/29)
Wild Pitches.....	2	Tiffany Garcia vs. Troy (3/11)
.....	2	Casey Faile vs. Arizona (2/24)
.....	2	Tiffany Garcia vs. Ball State (2/17)
Hit Batters.....	2	Dani Hofer vs. Auburn (3/22)
.....	2	Dani Hofer vs. Auburn (3/21)
.....	2	Dani Hofer vs. Oklahoma State (3/14)

THREE WCWS ALL-TOURNAMENT TEAM SELECTIONS



LSU IN THE SEC RANKINGS



SEC RANKINGS - BATTING (AS OF MARCH 27)

TEAM LEADERS - ALL GAMES		TEAM LEADERS - SEC GAMES	
BATTING AVERAGE.....	5th (.293)	BATTING AVERAGE.....	2nd (.288)
SLUGGING PERCENTAGE.....	3rd (.454)	SLUGGING PERCENTAGE.....	2nd (.420)
ON-BASE PERCENTAGE.....	4th (.384)	ON-BASE PERCENTAGE.....	4th (.369)
RUNS SCORED.....	6th (180)	RUNS SCORED.....	3rd (44)
HITS.....	7th (256)	HITS.....	6th (61)
RBI.....	6th (160)	RBI.....	3rd (39)
DOUBLES.....	3rd (45)	DOUBLES.....	T-6th (8)
TRIPLES.....	T-6th (4)	TRIPLES.....	T-4th (1)
HOME RUNS.....	4th (29)	HOME RUNS.....	T-2nd (6)
TOTAL BASES.....	T-5th (396)	TOTAL BASES.....	6th (89)
PLATE APPEARANCES.....	7th (1035)	PLATE APPEARANCES.....	9th (246)
AT BATS.....	7th (873)	AT BATS.....	9th (212)
WALKS.....	4th (116)	WALKS.....	5th (25)
HIT BY PITCH.....	5th (21)	HIT BY PITCH.....	T-6th (4)
MOST STRIKEOUTS.....	10th (131)	MOST STRIKEOUTS.....	11th (36)
SACRIFICE BUNTS.....	11th (11)	SACRIFICE BUNTS.....	11th (2)
SACRIFICE FLIES.....	2nd (14)	SACRIFICE FLIES.....	T-2nd (3)
STOLEN BASES.....	3rd (76)	STOLEN BASES.....	2nd (14)

SEC RANKINGS - PITCHING (AS OF MARCH 27)

TEAM LEADERS - ALL GAMES		TEAM LEADERS - SEC GAMES	
ERA.....	4th (1.61)	ERA.....	1st (0.97)
OPPOSING BATTING AVERAGE.....	3rd (.183)	OPPOSING BATTING AVERAGE.....	2nd (.181)
INNINGS PITCHED.....	6th (230.0)	INNINGS PITCHED.....	9th (58.0)
STRIKEOUTS.....	2nd (303)	STRIKEOUTS.....	2nd (77)
STRIKEOUTS LOOKING.....	1st (81)	STRIKEOUTS LOOKING.....	1st (20)
WINS.....	4th (29)	WINS.....	3rd (8)
LOSSES.....	9th (4)	LOSSES.....	None
SAVES.....	9th (1)	SAVES.....	None
RUNNERS PICKED OFF.....	None	RUNNERS PICKED OFF.....	None
SACRIFICE BUNTS ALLOWED.....	7th (18)	SACRIFICE BUNTS ALLOWED.....	T-8th (3)
SACRIFICE FLIES ALLOWED.....	T-8th (2)	SACRIFICE FLIES ALLOWED.....	None
HITS ALLOWED.....	3rd (148)	HITS ALLOWED.....	2nd (37)
RUNS ALLOWED.....	3rd (60)	RUNS ALLOWED.....	1st (10)
EARNED RUNS ALLOWED.....	4th (53)	EARNED RUNS ALLOWED.....	1st (8)
WALKS ALLOWED.....	10th (98)	WALKS ALLOWED.....	3rd (20)
DOUBLES ALLOWED.....	T-3rd (19)	DOUBLES ALLOWED.....	T-3rd (7)
TRIPLES ALLOWED.....	T-9th (4)	TRIPLES ALLOWED.....	T-6th (1)
HOME RUNS ALLOWED.....	10th (21)	HOME RUNS ALLOWED.....	T-1st (1)
WILD PITCHES.....	T-4th (16)	WILD PITCHES.....	T-8th (2)
HIT BATTERS.....	8th (13)	HIT BATTERS.....	T-6th (5)

SEC RANKINGS - INDIVIDUAL BATTING (AS OF MARCH 27)

INDIVIDUAL LEADERS - ALL GAMES		INDIVIDUAL LEADERS - SEC GAMES	
BATTING AVERAGE.....	Shannon Stein, 9th (.391)	BATTING AVERAGE.....	Dee Dee Henderson, 8th (.391)
SLUGGING PERCENTAGE.....	Killian Roessner, 5th (.691)	SLUGGING PERCENTAGE.....	Killian Roessner, 10th (.652)
ON-BASE PERCENTAGE.....	None	ON-BASE PERCENTAGE.....	None
RUNS SCORED.....	Rachel Mitchell, T-9th (26)	RUNS SCORED.....	Rachel Mitchell, T-8th (7)
HITS.....	None	HITS.....	None
RBI.....	Killian Roessner, 2nd (35)	RBI.....	Killian Roessner, 2nd (12)
DOUBLES.....	Rachel Mitchell, T-6th (9)	DOUBLES.....	Rachel Mitchell, T-11th (7)
TRIPLES.....	Rachel Mitchell, T-5th (2)	TRIPLES.....	Rachel Mitchell, T-2nd (4)
HOME RUNS.....	Killian Roessner, T-1st (9)	TRIPLES.....	Dee Dee Henderson, T-1st (1)
TOTAL BASES.....	Killian Roessner, 4th (67)	HOME RUNS.....	Killian Roessner, T-6th (2)
WALKS.....	Rachel Mitchell, T-10th (17)	TOTAL BASES.....	None
.....	Jessica Mouse, T-10th (17)	WALKS.....	Rachel Mitchell, T-9th (5)
HIT BY PITCH.....	Erika Sluss, T-8th (6)	Killian Roessner, T-9th (5)
SACRIFICE BUNTS.....	None	HIT BY PITCH.....	Erika Sluss, T-3rd (2)
SACRIFICE FLIES.....	Killian Roessner, 1st (5)	SACRIFICE BUNTS.....	None
.....	Rachel Mitchell, T-3rd (3)	SACRIFICE FLIES.....	Killian Roessner, T-1st (2)
STOLEN BASES.....	Dee Dee Henderson, 4th (26)	Rachel Mitchell, T-3rd (1)
.....	Jazz Jackson, 8th (13)	STOLEN BASES.....	Dee Dee Henderson, 2nd (7)
.....		Rachel Mitchell, T-7th (3)
.....		Tiffany Shaw, T-7th (3)

SEC RANKINGS - INDIVIDUAL PITCHING (AS OF MARCH 27)

INDIVIDUAL LEADERS - ALL GAMES		INDIVIDUAL LEADERS - SEC GAMES	
ERA.....	Dani Hofer, 3rd (1.05)	ERA.....	Dani Hofer, 1st (0.78)
OPPOSING BATTING AVERAGE.....	Dani Hofer, 2nd (.149)	Cody Trahan, 4th (1.27)
INNINGS PITCHED.....	Dani Hofer, 5th (113.0)	OPPOSING BATTING AVERAGE.....	Dani Hofer, 3rd (.154)
STRIKEOUTS.....	Dani Hofer, 2nd (178)	Cody Trahan, 10th (.230)
.....	Cody Trahan, 10th (83)	INNINGS PITCHED.....	Dani Hofer, 6th (36.0)
STRIKEOUTS LOOKING.....	Dani Hofer, 1st (52)	STRIKEOUTS.....	Dani Hofer, 1st (56)
WINS.....	Dani Hofer, T-2nd (16)	STRIKEOUTS LOOKING.....	Dani Hofer, T-1st (15)
.....	Cody Trahan, T-10th (10)	WINS.....	Dani Hofer, 2nd (6)
SAVES.....	None	SAVES.....	None
APPEARANCES.....	Dani Hofer, T-8th (21)	APPEARANCES.....	None
GAMES STARTED.....	Dani Hofer, T-4th (18)	GAMES STARTED.....	Dani Hofer, T-7th (5)
SACRIFICE BUNTS ALLOWED.....	Cody Trahan, T-8th (9)	SACRIFICE BUNTS ALLOWED.....	None
.....	Tiffany Garcia, T-7th (2)	SACRIFICE FLIES ALLOWED.....	None
HITS ALLOWED.....	Cody Trahan, T-10th (50)	HITS ALLOWED.....	Cody Trahan, 5th (17)
RUNS ALLOWED.....	Cody Trahan, 5th (17)	Dani Hofer, T-8th (20)
EARNED RUNS ALLOWED.....	Cody Trahan, T-8th (17)	RUNS ALLOWED.....	Cody Trahan, T-1st (4)
.....	Dani Hofer, T-10th (17)	Dani Hofer, 4th (6)
WALKS ALLOWED.....	None	EARNED RUNS ALLOWED.....	Dani Hofer, T-1st (4)
DOUBLES ALLOWED.....	Dani Hofer, T-6th (6)	Cody Trahan, T-1st (4)
TRIPLES ALLOWED.....	Cody Trahan, T-11th (1)	WALKS ALLOWED.....	Cody Trahan, T-4th (5)
HOME RUNS ALLOWED.....	None	DOUBLES ALLOWED.....	Dani Hofer, T-8th (3)
WILD PITCHES.....	Tiffany Garcia, T-10th (6)	TRIPLES ALLOWED.....	Cody Trahan, T-1st (0)
HIT BATTERS.....	Dani Hofer, 3rd (10)	HOME RUNS ALLOWED.....	Cody Trahan, T-1st (0)
.....		Cody Trahan, T-1st (0)
.....		Dani Hofer, T-5th (1)
.....		WILD PITCHES.....	Cody Trahan, T-8th (2)
.....		HIT BATTERS.....	Dani Hofer, 4th (5)

1999 • 2001 • 2007 SEC TOURNAMENT CHAMPION • 2002 • 2004



EYES ON THE TIGERS



MOVING UP

Senior **QUINLAN DUHON** needs...

- ▶ Four doubles to move into 10th place on the LSU career doubles list
- ▶ One home run to move into sixth place on the LSU career home runs list
- ▶ Six RBIs to move into 10th place on the LSU career RBIs list
- ▶ Four walks to move into 10th place on the LSU career walks list
- ▶ One hit by pitch to move into sixth place on the LSU career hit by pitch list
- ▶ Five sacrifice flies to break the LSU career sacrifice fly record

Senior **DEE DEE HENDERSON** needs...

- ▶ Nine runs scored to move into ninth place on the LSU career runs scored list

- ▶ 52 stolen bases to break the LSU career stolen bases record
- ▶ 17 stolen bases to move into fifth place on the SEC career stolen base list
- ▶ Two stolen bases to move into sixth place on the LSU single-season stolen base list

Senior **KILLIAN ROESSNER** needs...

- ▶ Three doubles to move into eighth place on the LSU career doubles list
- ▶ One home run to move into seventh place on the LSU single-season home runs list
- ▶ Two home runs to move into seventh place on the LSU career home runs list
- ▶ 11 RBIs to move into 10th place on the LSU career RBIs list
- ▶ One sacrifice fly to move into second place on the LSU career sacrifice fly list

- ▶ Three sacrifice flies to break the LSU single-season sacrifice fly record
- ▶ 264 putouts to break the LSU career putouts record

Junior **DANI HOFER** needs...

- ▶ 12 wins to move into fourth place on the LSU career wins list
- ▶ 18 strikeouts to record 600 strikeouts for her career
- ▶ 196 strikeouts to move into third place on the LSU career strikeouts list

Sophomore **RACHEL MITCHELL** needs...

- ▶ Three home runs to move into 10th place on the LSU career home runs list
- ▶ 15 walks to move into 10th place on the LSU career walks list

DID YOU KNOW?

- ▶ Senior Killian Roessner earned ASA Women's Major Fastpitch All-American honors in 2005 and 2006 while playing with the Stratford Brakettes. Hitting .500 for the 2006 summer, Roessner posted seven doubles, four triples and five home runs with a team-best 37 RBIs and 22 runs scored. Junior Dani Hofer and former Tiger Lauren Castle were also members of the Brakettes with Roessner in 2006 that won the ASA Women's Major National Championship.
- ▶ Junior Dani Hofer was a guest on ESPN's "Cold Pizza", now known as "First Take" on June 8, 2005, where she was presented with the Gatorade National High School Softball Player of the Year award, becoming the first player from the East Coast to win the prestigious award. Later in the program, she went out onto the street and pitched at a target, without warm-up, that triggered water balloons over the head of ESPN commentators Dana Jacobsen, Jay Crawford and Woody Paige. She hit the target every time and proceeded to get the entire cast wet.
- ▶ In the 11-year history of LSU softball, all 21 of the 21 four-year Tiger letterwinners have gone on to earn their collegiate degrees for a 100.0-percent graduation rate. In addition, 41-of-45 previous letterwinners, who have reached the NCAA standard of six years for graduation, went on to earn diplomas for a 91.1-percent graduation rate. In addition, five former LSU softball non-letterwinners went on to earn their degrees, making it 46-of-50 former Tiger players to have earned collegiate diplomas (92.0-percent).
- ▶ In LSU softball history, the Tigers have run-ruled opponents 136 times and been run-ruled just 10:
 - vs. No. 4 South Carolina, 8-0 (6), April 13, 1997
 - vs. No. 22 USL, 11-2 (5), April 29, 1997
 - vs. No. 4 Washington, 9-0 (5), May 16, 1998
 - vs. No. 4 Texas, 8-0 (6), May 16, 2003
 - vs. No. 10 Alabama, 13-0 (5), March 26, 2005
 - vs. No. 21 Auburn, 8-0 (5), April 24, 2005
 - vs. No. 13 Georgia, 11-0 (5), March 18, 2006
 - vs. No. 6 Tennessee, 10-1 (5), May 6, 2006
 - vs. No. 1 Arizona, 14-5 (5), May 27, 2006
 - vs. Georgia, 13-5 (6), May 5, 2007

1999 • 2001 • 2002 • SEC TOURNAMENT MVP • 2003 • 2004 • 2007

STARTING LINEUPS BY BATTING ORDER

DATE	OPPONENT	1st	2nd	3rd	4th	5th	6th	7th	8th	9th
Feb. 15	St. John's	Henderson	Jackson	Mitchell	Roessner	Duhon	Hollis	Sluss	Mouse	Stein
Feb. 15	Ball State	Henderson	Jackson	Mitchell	Roessner	Hollis	Mouse	Sluss	Stein	Applegate
Feb. 16	Nicholls State	Henderson	Jackson	Mitchell	Roessner	Duhon	Hollis	Mouse	Sluss	Stein
Feb. 16	Chattanooga	Henderson	Applegate	Mitchell	Roessner	Duhon	Hollis	Mouse	Stein	Jackson
Feb. 17	Ball State	Henderson	Jackson	Mitchell	Roessner	Duhon	Hollis	Sluss	Mouse	Stein
Feb. 17	Nicholls State	Henderson	Jackson	Mitchell	Roessner	Duhon	Hollis	Sluss	Mouse	Stein
Feb. 19	Southeastern La.	Henderson	Jackson	Mitchell	Roessner	Hollis	Sluss	Mouse	Stein	Applegate
Feb. 22	Florida Atlantic	Henderson	Jackson	Mitchell	Roessner	Duhon	Hollis	Sluss	Mouse	Stein
Feb. 22	Pacific	Henderson	Jackson	Mitchell	Roessner	Duhon	Hollis	Sluss	Mouse	Stein
Feb. 23	Cal State Fullerton	Henderson	Jackson	Mitchell	Roessner	Duhon	Hollis	Sluss	Mouse	Stein
Feb. 23	Northwestern	Henderson	Jackson	Mitchell	Roessner	Duhon	Hollis	Sluss	Mouse	Stein
Feb. 24	Arizona	Henderson	Jackson	Mitchell	Roessner	Duhon	Hollis	Sluss	Mouse	Stein
Feb. 27	UL-Monroe	Jackson	Stein	Mitchell	Duhon	Hollis	Sluss	Mouse	Applegate	Henderson
Feb. 29	Southern Miss	Mitchell	Stein	Hollis	Duhon	Roessner	Sluss	Mouse	Jackson	Henderson
Feb. 29	South Alabama	Mitchell	Stein	Hollis	Roessner	Duhon	Sluss	Mouse	Jackson	Henderson
March 1	Penn State	Mitchell	Stein	Hollis	Roessner	Duhon	Sluss	Applegate	Jackson	Henderson
March 1	Tulsa	Stein	Mitchell	Hollis	Roessner	Duhon	Sluss	Faile	Applegate	Jackson
March 2	South Alabama	Henderson	Stein	Mitchell	Hollis	Roessner	Duhon	Sluss	Faile	Jackson
March 2	Tulsa	Henderson	Jackson	Hollis	Mitchell	Roessner	Duhon	Sluss	Faile	Stein
March 5	Nicholls State	Henderson	Jackson	Hollis	Mitchell	Roessner	Duhon	Sluss	Faile	Stein
March 8	Georgia	Henderson	Jackson	Hollis	Mitchell	Roessner	Duhon	Sluss	Mouse	Stein
March 8	Georgia	Henderson	Jackson	Hollis	Mitchell	Roessner	Duhon	Sluss	Mouse	Stein
March 9	Georgia	Henderson	Jackson	Hollis	Mitchell	Roessner	Duhon	Sluss	Mouse	Stein
March 11	Troy	Henderson	Jackson	Mitchell	Hollis	Roessner	Duhon	Sluss	Mouse	Applegate
March 14	Fordham	Henderson	Jackson	Mitchell	Roessner	Hollis	Duhon	Faile	Sluss	Stein
March 14	Oklahoma State	Henderson	Jackson	Mitchell	Roessner	Hollis	Sluss	Stein	Mouse	Applegate
March 15	Purdue	Henderson	Jackson	Roessner	Mitchell	Hollis	Sluss	Duhon	Mouse	Stein
March 16	South Florida	Henderson	Jackson	Mitchell	Roessner	Hollis	Faile	Sluss	Mouse	Stein
March 21	Auburn	Henderson	Jackson	Mitchell	Roessner	Hollis	Sluss	Duhon	Mouse	Stein
March 21	Auburn	Henderson	Jackson	Mitchell	Roessner	Hollis	Sluss	Duhon	Mouse	Stein
March 22	Auburn	Henderson	Jackson	Mitchell	Roessner	Duhon	Hollis	Sluss	Mouse	Stein
March 26	Mississippi State	Henderson	Jackson	Mitchell	Roessner	Duhon	Hollis	Sluss	Mouse	Stein
March 26	Mississippi State	Henderson	Jackson	Mitchell	Roessner	Duhon	Hollis	Sluss	Mouse	Stein

30 NCAA REGIONAL ALL-TOURNAMENT TEAM SELECTIONS

STARTING LINEUPS BY POSITION

DATE	OPPONENT	P	C	1B	2B	3B	SS	LF	CF	RF	DP
Feb. 15	St. John's	Trahan	Roessner	Sluss	Stein	Mouse	Hollis	Duhon	Jackson	Mitchell	Henderson
Feb. 15	Ball State	Hofer	Roessner	Sluss	Stein	Mouse	Hollis	Applegate	Jackson	Mitchell	Henderson
Feb. 16	Nicholls State	Trahan	Roessner	Sluss	Stein	Mouse	Hollis	Duhon	Jackson	Mitchell	Henderson
Feb. 16	Chattanooga	Hofer	Roessner	Duhon	Stein	Mouse	Hollis	Applegate	Jackson	Mitchell	Henderson
Feb. 17	Ball State	Garcia	Roessner	Sluss	Stein	Mouse	Hollis	Duhon	Jackson	Mitchell	Henderson
Feb. 17	Nicholls State	Hofer	Roessner	Sluss	Stein	Mouse	Hollis	Duhon	Jackson	Mitchell	Henderson
Feb. 19	Southeastern La.	Hofer	Roessner	Sluss	Stein	Mouse	Hollis	Applegate	Jackson	Mitchell	Henderson
Feb. 22	Florida Atlantic	Trahan	Roessner	Sluss	Stein	Mouse	Hollis	Duhon	Jackson	Mitchell	Henderson
Feb. 22	Pacific	Hofer	Roessner	Sluss	Stein	Mouse	Hollis	Duhon	Jackson	Mitchell	Henderson
Feb. 23	Cal State Fullerton	Hofer	Roessner	Sluss	Stein	Mouse	Hollis	Duhon	Jackson	Mitchell	Henderson
Feb. 23	Northwestern	Garcia	Roessner	Sluss	Stein	Mouse	Hollis	Duhon	Jackson	Mitchell	Henderson
Feb. 24	Arizona	Hofer	Roessner	Sluss	Stein	Mouse	Hollis	Duhon	Jackson	Mitchell	Henderson
Feb. 27	UL-Monroe	Hofer	Sluss	Duhon	Stein	Mouse	Hollis	Applegate	Jackson	Mitchell	Henderson
Feb. 29	Southern Miss	Trahan	Roessner	Sluss	Stein	Mouse	Hollis	Duhon	Jackson	Mitchell	Henderson
Feb. 29	South Alabama	Hofer	Roessner	Sluss	Stein	Mouse	Hollis	Duhon	Jackson	Mitchell	Henderson
March 1	Penn State	Hofer	Roessner	Duhon	Stein	Sluss	Hollis	Applegate	Jackson	Mitchell	Henderson
March 1	Tulsa	Faile	Roessner	Duhon	Stein	Sluss	Hollis	Applegate	Jackson	Mitchell	Shaw
March 2	South Alabama	Trahan	Roessner	Duhon	Stein	Sluss	Hollis	Mitchell	Jackson	Henderson	Faile
March 2	Tulsa	Hofer	Roessner	Duhon	Stein	Sluss	Hollis	Mitchell	Jackson	Henderson	Faile
March 5	Nicholls State	Faile	Roessner	Duhon	Stein	Sluss	Hollis	Mitchell	Jackson	Henderson	Garcia
March 8	Georgia	Hofer	Roessner	Sluss	Stein	Mouse	Hollis	Duhon	Jackson	Mitchell	Henderson
March 8	Georgia	Trahan	Roessner	Sluss	Stein	Mouse	Hollis	Duhon	Jackson	Mitchell	Henderson
March 9	Georgia	Hofer	Roessner	Sluss	Stein	Mouse	Hollis	Duhon	Jackson	Mitchell	Henderson
March 11	Troy	Garcia	Sluss	Duhon	Applegate	Mouse	Hollis	Mitchell	Jackson	Henderson	Roessner
March 14	Fordham	Faile	Roessner	Sluss	Stein	Mouse	Hollis	Duhon	Jackson	Mitchell	Henderson
March 14	Oklahoma State	Hofer	Roessner	Sluss	Stein	Mouse	Hollis	Applegate	Jackson	Mitchell	Henderson
March 15	Purdue	Trahan	Roessner	Sluss	Stein	Mouse	Hollis	Duhon	Jackson	Mitchell	Henderson
March 16	South Florida	Hofer	Roessner	Sluss	Stein	Mouse	Hollis	Mitchell	Jackson	Henderson	Faile
March 21	Auburn	Hofer	Roessner	Sluss	Stein	Mouse	Hollis	Duhon	Jackson	Mitchell	Henderson
March 21	Auburn	Trahan	Roessner	Sluss	Stein	Mouse	Hollis	Duhon	Jackson	Mitchell	Henderson
March 22	Auburn	Hofer	Roessner	Sluss	Stein	Mouse	Hollis	Duhon	Jackson	Mitchell	Henderson
March 26	Mississippi State	Hofer	Roessner	Sluss	Stein	Mouse	Hollis	Duhon	Jackson	Mitchell	Henderson
March 26	Mississippi State	Trahan	Roessner	Sluss	Stein	Mouse	Hollis	Duhon	Jackson	Mitchell	Henderson

26 SEC ALL-TOURNAMENT TEAM SELECTIONS

COMING SPRING 2009! THE ALL NEW

TIGER PARK

LSU breaks ground on the construction of a new softball stadium on the University's campus. The New Tiger Park will provide the nationally recognized Tiger Softball program with one of the finest stadiums in the nation.

The new stadium will be located on Skip Bertman Drive, across from the LSU School of Veterinary Medicine and adjacent to the LSU Women's Soccer Complex.

The New Tiger Park will feature 1,289 seats, including 587 chair-back seats, and the capability of accommodating 1,200 more fans on the outfield berm.

The softball stadium will also feature first-class team facilities, including a locker room, team lounge, meeting facility, training facility, equipment room, indoor batting cages and umpire locker rooms.

All seats in the New Tiger Park will be angled toward the playing field, and the facility will include an open concourse with concessions areas and video monitors.

Press facilities and private suites will be included in the new stadium, plus enhanced lighting for night and televised games. The stadium will also be designed to allow for future expansion.

The berm/earthwork package was completed two years ago and has been settling in preparation for construction.

A Comprehensive Complex

- > Stadium
- > Squad Room
- > Player's Lounge
- > Locker Rooms
- > Medical Training Facility
- > Equipment Room
- > Ticket Office
- > Restrooms
- > Media Facilities
- > Merchandise Stand
- > Club Seating
- > Coaches Offices
- > Ample Parking



2001 • 2006 SEC COACH OF THE YEAR • 2002

A FAREWELL TO

TIGER PARK

TOP 10 TIGER PARK ATTENDANCE FIGURES

RANK	DATE	OPPONENT	ATTEND.
1.	April 28, 2007	Tennessee	2,326
2.	April 29, 2007	Tennessee	1,531
3.	May 22, 1999	Southern Miss (NCAA Regional)	1,506*
4.	May 18, 2001	Penn State (NCAA Regional)	1,426*
5.	March 24, 2007	Alabama	1,371
6.	May 20, 2000	Southern (NCAA Regional)	1,280*
7.	March 20, 2004	Georgia	1,238
8.	May 20, 2006	UL-Lafayette (NCAA Regional)	1,231
9.	May 21, 2006	UL-Lafayette (NCAA Regional)	1,208
10.	Feb. 21, 1997	Stephen F. Austin (Inaugural Game)	1,187

* - Denotes NCAA Session Attendance

ATTENDANCE IN TIGER PARK

YEAR	TOTAL	DATES	AVG.
1997	8,910	17	524
1998	7,383	17	434
1999	11,708	21	557
2000	12,315	26	473
2001	12,589	23	547
2002	14,262	31	460
2003	14,602	22	663
2004	12,924	18	718
2005	12,780	19	672
2006	14,731	24	613
2007	17,313	21	824
TOTAL	139,517	239	584



62 SEC ACADEMIC HONOR ROLL SELECTIONS



#10 ASHLEY APPLGATE

OUTFIELD
Fr./HS • L/R • 5-5
Modesto, Calif.
Fred C. Beyer HS

2008 SEASON SINGLE-GAME HIGHS:

AT BATS: 5 vs. Troy (3/11)
RUNS: 1 - 7 times, last vs. Troy (3/11)
HITS: 2 vs. Troy (3/11)
RBI: 2 vs. UL-Monroe (2/27)
2B: 1 vs. Nicholls State (2/16)
3B: None
HR: None
BB: 1 - 3 times, last vs. South Alabama (2/29)
SB: 1 - 3 times, last vs. Fordham (3/14)
PUTOUS: 3 - twice, last vs. Nicholls State (3/5)
ERRORS: 1 vs. Nicholls State (3/5)

CAREER SINGLE-GAME HIGHS:

AT BATS: 5 vs. Troy (3/11/08)
RUNS: 1 - 7 times, last vs. Troy (3/11/08)
HITS: 2 vs. Troy (3/11/08)
RBI: 2 vs. UL-Monroe (2/27/08)
2B: 1 vs. Nicholls State (2/16/08)
3B: None
HR: None
BB: 1 - 3 times, last vs. South Alabama (2/29/08)
SB: 1 - 3 times, last vs. Fordham (3/14/08)
PUTOUS: 3 - twice, last vs. Nicholls State (3/5/08)
ERRORS: 1 vs. Nicholls State (3/5)

APPLGATE'S OVERALL STATS

YEAR	AVG.	GP	GS	AB	R	H	2B	3B	HR	RBI	TB	SLG%	BB	HBP	SO	GDP	OB%	SF	SH	SB	SBA	PO	A	E	FLD%
2008	0.222	24	8	36	7	8	1	0	0	4	9	0.250	3	1	7	0	0.300	0	1	3	3	12	1	1	0.929
TOTALS	0.222	24	8	36	7	8	1	0	0	4	9	0.250	3	1	7	0	0.300	0	1	3	3	12	1	1	0.929

APPLGATE'S SEC STATS

YEAR	AVG.	GP	GS	AB	R	H	2B	3B	HR	RBI	TB	SLG%	BB	HBP	SO	GDP	OB%	SF	SH	SB	SBA	PO	A	E	FLD%
2008	0.000	2	0	1	0	0	0	0	0	0	0	0.000	0	0	0	0	0.000	0	0	0	0	0	0	0	0.000
TOTALS	0.000	2	0	1	0	0	0	0	0	0	0	0.000	0	0	0	0	0.000	0	0	0	0	0	0	0	0.000



#00 QUINLAN DUHON

OUTFIELD/FIRST BASE
Sr./3L • R/R • 5-8
Youngsville, La.
St. Thomas More HS

2008 SEASON SINGLE-GAME HIGHS:

AT BATS: 4 - 6 times, last vs. Auburn (3/22)
RUNS: 2 - 3 times, last vs. UL-Monroe (2/27)
HITS: 2 - 6 times, last vs. Mississippi State (3/26)
RBI: 3 vs. Auburn (3/22)
2B: 1 - 6 times, last vs. Mississippi State (3/26)
3B: None
HR: 1 - 3 times, last vs. Auburn (3/22)
BB: 2 vs. UL-Monroe (2/27)
SB: 1 - twice, last vs. Troy (3/11)
PUTOUS: 8 vs. South Alabama (3/2)
ERRORS: 1 vs. Pacific (2/22)

CAREER SINGLE-GAME HIGHS:

AT BATS: 5 - 3 times, last vs. UL-Lafayette (5/20/06)
RUNS: 4 vs. Columbia (3/6/05)
HITS: 3 - 5 times, last vs. Memphis (2/11/07)
RBI: 5 vs. McNeese State (2/22/05)
2B: 1 - 29 times, last vs. Troy (3/11/08)
3B: 1 vs. Southern Miss (2/23/07)
HR: 2 vs. Fresno State (2/26/05)
BB: 3 vs. McNeese State (3/15/06)
SB: 2 vs. Ole Miss (3/12/06)
PUTOUS: 8 vs. South Alabama (3/2/08)
ERRORS: 1 - 5 times, last vs. Pacific (2/22/08)

DUHON'S CAREER AWARDS & HONORS

- ▶ 2008 Easton Tiger Classic All-Tournament Team
- ▶ 2008 Team Tri-Captain
- ▶ 2007 NCAA Tempe Super Regional All-Tournament Team
- ▶ 2007 NCAA Palo Alto Regional All-Tournament Team
- ▶ 2007 SEC Academic Honor Roll
- ▶ 2006 Honorable Mention All-Louisiana
- ▶ 2006 Tiger Classic All-Tournament Team
- ▶ 2006 SEC Academic Honor Roll
- ▶ 2005 Purple & Gold Challenge All-Tournament Team
- ▶ 2005 Tiger Classic All-Tournament Team
- ▶ 2005 SEC Freshman Academic Honor Roll

DUHON'S OVERALL STATS

YEAR	AVG.	GP	GS	AB	R	H	2B	3B	HR	RBI	TB	SLG%	BB	HBP	SO	GDP	OB%	SF	SH	SB	SBA	PO	A	E	FLD%
2005	0.292	54	53	161	32	47	12	0	8	38	83	0.516	10	2	20	0	0.331	5	1	1	1	47	4	3	0.944
2006	0.262	67	56	141	22	37	8	0	2	21	51	0.362	23	3	19	0	0.371	3	5	4	4	29	0	1	0.967
2007	0.268	57	36	123	20	33	5	1	8	29	64	0.520	12	4	14	0	0.345	3	0	1	1	7	0	0	1.000
2008	0.247	31	29	85	13	21	5	0	3	14	35	0.412	12	2	13	1	0.354	0	1	2	2	60	4	1	0.985
TOTALS	0.269	211	176	517	88	139	30	1	22	104	237	0.458	57	11	70	1	0.347	11	7	8	8	143	8	5	0.968

DUHON'S SEC STATS

YEAR	AVG.	GP	GS	AB	R	H	2B	3B	HR	RBI	TB	SLG%	BB	HBP	SO	GDP	OB%	SF	SH	SB	SBA	PO	A	E	FLD%
2005	0.207	30	29	87	8	18	4	0	0	11	22	0.253	2	2	13	0	0.234	3	0	1	1	29	3	3	0.914
2006	0.242	30	27	62	9	15	2	0	2	10	23	0.371	10	1	8	0	0.347	2	3	2	2	9	0	0	1.000
2007	0.250	23	7	28	2	7	2	0	0	5	9	0.321	3	1	4	0	0.344	0	0	0	0	2	0	0	1.000
2008	0.320	8	8	25	3	8	1	0	1	5	12	0.480	2	0	4	0	0.370	0	0	0	0	5	0	0	1.000
TOTALS	0.238	91	71	202	22	48	9	0	3	31	66	0.327	17	4	29	0	0.303	5	3	3	3	45	3	3	0.941

609-156 Record • .796 WINNING PCT. • Third in the NCAA



#21 CASEY FAILE

PITCHER
Fr./HS • R/R • 5-6
Kershaw, S.C.
Andrew Jackson HS

2008 SEASON SINGLE-GAME HIGHS:

AT BATS: 4 vs. Fordham (3/14)
RUNS: 1 - twice, last vs. Georgia (3/9)
HITS: 2 vs. Fordham (3/14)
RBI: 3 vs. Georgia (3/9)
2B: 1 - 3 times, last vs. Purdue (3/15)
3B: None
HR: 1 - twice, last vs. Georgia (3/9)
IP: 7.0 - twice, last vs. Nicholls State (3/5)
STRIKEOUTS: 7 vs. Troy (3/11)
PUTOUTS: 1 - 3 times, last vs. Fordham (3/14)
ERRORS: None

CAREER SINGLE-GAME HIGHS:

AT BATS: 4 vs. Fordham (3/14/08)
RUNS: 1 - twice, last vs. Georgia (3/9/08)
HITS: 2 vs. Fordham (3/14/08)
RBI: 3 vs. Georgia (3/9/08)
2B: 1 - 3 times, last vs. Purdue (3/15/08)
3B: None
HR: 1 - twice, last vs. Georgia (3/9/08)
IP: 7.0 - twice, last vs. Nicholls State (3/5/08)
STRIKEOUTS: 7 vs. Troy (3/11/08)
PUTOUTS: 1 - 3 times, last vs. Fordham (3/14/08)
ERRORS: None

FAILE'S OVERALL PITCHING STATS

YEAR	ERA	W	L	APP	GS	CG	SHO/CBO	SV	IP	H	R	ER	BB	SO	2B	3B	HR	AB	B/AVG.	WP	HBP	BK	SFA	SHA
2008	1.98	2	0	10	3	2	1/3	0	28.1	20	8	8	11	33	3	0	4	103	0.194	3	1	0	0	2
TOTALS	1.98	2	0	10	3	2	1/3	0	28.1	20	8	8	11	33	3	0	4	103	0.194	3	1	0	0	2

FAILE'S OVERALL HITTING STATS


YEAR	AVG.	GP	GS	AB	R	H	2B	3B	HR	RBI	TB	SLG%	BB	HBP	SO	GDP	OB%	SF	SH	SB	SBA	PO	A	E	FLD%
2008	0.370	15	6	27	2	10	3	0	2	9	19	0.704	0	0	5	0	0.357	1	0	0	0	3	2	0	1.000
TOTALS	0.370	15	6	27	2	10	3	0	2	9	19	0.704	0	0	5	0	0.357	1	0	0	0	3	2	0	1.000

FAILE'S SEC PITCHING STATS

YEAR	ERA	W	L	APP	GS	CG	SHO/CBO	SV	IP	H	R	ER	BB	SO	2B	3B	HR	AB	B/AVG.	WP	HBP	BK	SFA	SHA
2008	0.00	0	0	0	0	0	0/0	0	0.0	0	0	0	0	0	0	0	0	0	0.000	0	0	0	0	0
TOTALS	0.00	0	0	0	0	0	0/0	0	0.0	0	0	0	0	0	0	0	0	0	0.000	0	0	0	0	0

FAILE'S SEC HITTING STATS

YEAR	AVG.	GP	GS	AB	R	H	2B	3B	HR	RBI	TB	SLG%	BB	HBP	SO	GDP	OB%	SF	SH	SB	SBA	PO	A	E	FLD%
2008	0.333	5	0	6	1	2	0	0	1	5	5	0.833	0	0	2	0	0.333	0	0	0	0	0	0	0	0.000
TOTALS	0.333	5	0	6	1	2	0	0	1	5	5	0.833	0	0	2	0	0.333	0	0	0	0	0	0	0	0.000



#2 TIFFANY GARCIA

PITCHER
Sr./3L • R/R • 5-8
LaPorte, Texas
LaPorte HS

2008 SEASON SINGLE-GAME HIGHS:

IP: 6.0 vs. Ball State (2/17)
RUNS ALLOWED: 4 vs. Northwestern (2/23)
ER ALLOWED: 4 vs. Northwestern (2/23)
BB ALLOWED: 6 vs. Northwestern (2/23)
STRIKEOUTS: 5 vs. Northwestern (2/23)
HITS ALLOWED: 6 vs. Troy (3/11)
WILD PITCHES: 2 - twice, last vs. Troy (3/11)
HIT BATTERS: 1 - twice, last vs. Troy (3/11)
PUTOUTS: None
ASSISTS: 2 vs. Ball State (2/17)
ERRORS: None

CAREER SINGLE-GAME HIGHS:

IP: 7.1 vs. South Carolina (3/12/05)
RUNS ALLOWED: 7 vs. Alabama (3/26/05)
ER ALLOWED: 4 vs. Northwestern (2/23/08)
BB ALLOWED: 6 - 3 times, last vs. Northwestern (2/23/08)
STRIKEOUTS: 11 vs. Texas Southern (2/22/06)
HITS ALLOWED: 7 vs. Arkansas (4/6/05)
WILD PITCHES: 2 - 5 times, last vs. Troy (3/11/08)
HIT BATTERS: 2 vs. Seton Hall (2/26/05)
PUTOUTS: None
ASSIST: 5 vs. Troy (3/4/06)
ERRORS: None

GARCIA'S OVERALL STATS

YEAR	ERA	W	L	APP	GS	CG	SHO/CBO	SV	IP	H	R	ER	BB	SO	2B	3B	HR	AB	B/AVG.	WP	HBP	BK	SFA	SHA
2005	3.46	7	2	17	9	4	3/0	0	64.2	61	39	32	43	45	15	2	0	247	0.247	11	6	0	0	11
2006	0.44	5	0	8	4	3	3/1	0	32.0	12	5	2	9	39	2	0	0	107	0.112	1	1	0	0	2
2007	1.33	6	1	12	6	5	3/2	0	42.0	26	10	8	20	41	0	0	3	150	0.173	0	3	0	0	0
2008	4.67	1	1	6	3	1	0/0	0	18.0	19	12	12	14	9	3	0	2	68	0.279	6	2	0	2	0
TOTALS	2.41	19	4	43	22	13	9/3	0	156.2	118	66	54	86	134	20	2	5	572	0.206	18	12	0	2	13

GARCIA'S SEC STATS

YEAR	ERA	W	L	APP	GS	CG	SHO/CBO	SV	IP	H	R	ER	BB	SO	2B	3B	HR	AB	B/AVG.	WP	HBP	BK	SFA	SHA
2005	3.99	3	2	11	4	0	0/0	0	40.1	47	28	23	32	22	12	2	0	161	0.292	9	3	0	0	7
2006	3.00	0	0	1	0	0	0/0	0	2.1	4	4	1	0	0	0	0	0	11	0.364	0	1	0	0	1
2007	7.00	0	1	4	0	0	0/0	0	4.0	5	5	4	3	5	0	0	3	15	0.333	0	1	0	0	0
2008	0.00	0	0	0	0	0	0/0	0	0.0	0	0	0	0	0	0	0	0	0	0.000	0	0	0	0	0
TOTALS	4.20	3	3	16	4	0	0/0	0	46.2	56	37	28	35	27	12	2	3	187	0.299	9	5	0	0	8

251-74 Record • .772 SEC WINNING PCT. • Best in the SEC



#12 STARLA GUFFEY

CATCHER

Fr./HS • R/R • 5-6
Prairieville, La.
St. Amant HS

2008 SEASON SINGLE-GAME HIGHS:

AT BATS: 1 - 7 times, last vs. Auburn (3/21)
RUNS: None
HITS: None
RBI: None
2B: None
3B: None
HR: None
BB: None
SB: None
PUTOUTS: None
ERRORS: None

CAREER SINGLE-GAME HIGHS:

AT BATS: 1 - 7 times, last vs. Auburn (3/21/08)
RUNS: None
HITS: None
RBI: None
2B: None
3B: None
HR: None
BB: None
SB: None
PUTOUTS: None
ERRORS: None

GUFFEY'S OVERALL STATS

YEAR	AVG.	GP	GS	AB	R	H	2B	3B	HR	RBI	TB	SLG%	BB	HBP	SO	GDP	OB%	SF	SH	SB	SBA	PO	A	E	FLD%
2008	0.000	7	0	7	0	0	0	0	0	0	0	0.000	0	0	3	0	0.000	0	0	0	0	0	0	0	0.000
TOTALS	0.000	7	0	7	0	0	0	0	0	0	0	0.000	0	0	3	0	0.000	0	0	0	0	0	0	0	0.000

GUFFEY'S SEC STATS

YEAR	AVG.	GP	GS	AB	R	H	2B	3B	HR	RBI	TB	SLG%	BB	HBP	SO	GDP	OB%	SF	SH	SB	SBA	PO	A	E	FLD%
2008	0.000	1	0	1	0	0	0	0	0	0	0	0.000	0	0	1	0	0.000	0	0	0	0	0	0	0	0.000
TOTALS	0.000	1	0	1	0	0	0	0	0	0	0	0.000	0	0	1	0	0.000	0	0	0	0	0	0	0	0.000



#44 DEE DEE HENDERSON

OUTFIELD

Sr./3L • L/R • 5-4
Atlanta, Texas
Atlanta HS

2008 SEASON SINGLE-GAME HIGHS:

AT BATS: 5 vs. Troy (3/11/5)
RUNS: 3 vs. St. John's (2/15)
HITS: 3 - 3 times, last vs. Auburn (3/21)
RBI: 2 vs. Auburn (3/21)
2B: 1 - twice, last vs. Tulsa (3/2)
3B: 1 vs. Auburn (3/21)
HR: None
BB: 2 vs. Nicholls State (2/16)
SB: 3 vs. St. John's (2/15)
PUTOUTS: 1 vs. Troy (3/11)
ERRORS: None

CAREER SINGLE-GAME HIGHS:

AT BATS: 5 - 3 times, last vs. Troy (3/11/08)
RUNS: 3 - 3 times, last vs. St. John's (2/15/08)
HITS: 3 - 5 times, last vs. Auburn (3/21/08)
RBI: 2 vs. Auburn (3/21/08)
2B: 1 - 3 times, last vs. Tulsa (3/2/08)
3B: 1 vs. Auburn (3/21/08)
HR: None
BB: 2 vs. Nicholls State (2/16/08)
SB: 4 vs. Texas-San Antonio (3/13/07)
PUTOUTS: 1 - 3 times, last vs. Troy (3/11/08)
ERRORS: None

HENDERSON'S CAREER AWARDS & HONORS

- ▶ 2008 Team Tri-Captain
- ▶ 2007 LSWA First-Team All-Louisiana
- ▶ 2007 LSWA Louisiana Hitter of the Week (3/13)
- ▶ 2007 Husky Softball Classic All-Tournament Team
- ▶ 2007 ESPN the Magazine Third-Team Academic All-American
- ▶ 2007 ESPN the Magazine First-Team Academic All-District
- ▶ 2007 SEC Academic Honor Roll
- ▶ 2006 SEC Academic Honor Roll
- ▶ 2005 SEC Freshman Academic Honor Roll

HENDERSON'S OVERALL STATS

YEAR	AVG.	GP	GS	AB	R	H	2B	3B	HR	RBI	TB	SLG%	BB	HBP	SO	GDP	OB%	SF	SH	SB	SBA	PO	A	E	FLD%
2005	0.167	46	0	6	21	1	0	0	0	0	1	0.167	0	0	1	0	0.167	0	1	21	25	0	0	0	0.000
2006	0.125	60	1	8	26	1	0	0	0	1	1	0.125	1	0	0	0	0.222	0	0	28	32	1	0	0	1.000
2007	0.345	59	35	110	38	38	1	0	0	4	39	0.355	5	0	32	0	0.374	0	5	29	31	1	0	0	1.000
2008	0.330	33	32	88	22	29	2	1	0	8	33	0.375	8	4	18	0	0.410	0	2	26	28	1	0	0	1.000
TOTALS	0.324	200	68	213	107	69	3	1	0	13	74	0.347	14	4	51	0	0.377	0	8	104	116	3	0	0	1.000

HENDERSON'S SEC STATS

YEAR	AVG.	GP	GS	AB	R	H	2B	3B	HR	RBI	TB	SLG%	BB	HBP	SO	GDP	OB%	SF	SH	SB	SBA	PO	A	E	FLD%
2005	0.500	24	0	2	9	1	0	0	0	0	1	0.500	0	0	0	0	0.500	0	0	8	11	0	0	0	0.000
2006	0.000	28	0	2	13	0	0	0	0	0	0	0.000	0	0	0	0	0.000	0	0	12	12	0	0	0	0.000
2007	0.273	25	23	66	16	18	0	0	0	3	18	0.273	3	0	24	0	0.304	0	2	11	12	0	0	0	0.000
2008	0.391	8	8	23	6	9	0	1	0	4	11	0.478	1	1	6	0	0.440	0	1	7	8	0	0	0	0.000
TOTALS	0.301	85	31	93	44	28	0	1	0	7	30	0.323	4	1	30	0	0.337	0	3	38	43	0	0	0	0.000

1998 • 1999 • 2000 • 2001 • 2002 • NINE 50-WIN SEASONS • 2003 • 2004 • 2006 • 2007



#5 DANI HOFER

PITCHER
 Jr./2L • R/R • 5-11
 Safety Harbor, Fla.
 Palm Harbor HS

2008 SEASON SINGLE-GAME HIGHS:

IP: 8.0 - twice, last vs. South Florida (3/16)
RUNS ALLOWED: 3 vs. Penn State (3/1)
ER ALLOWED: 3 vs. Penn State (3/1)
BB ALLOWED: 7 vs. Georgia (3/9)
STRIKEOUTS: 16 vs. South Florida(3/16)
HITS ALLOWED: 8 vs. Mississippi State (3/26)
WILD PITCHES: 1 - 3 times, last vs. Tulsa (3/2)
HIT BATTERS: 2 - 3 times, last vs. Auburn (3/22)
PUTOUTS: 2 vs. Tulsa (3/2)
ASSISTS: 2 vs. Tulsa (3/2)
ERRORS: 2 vs. Ball State (2/15)

CAREER SINGLE-GAME HIGHS:

IP: 10.0 vs. South Carolina (5/10/07)
RUNS ALLOWED: 8 vs. Arizona (5/27/06)
ER ALLOWED: 6 - twice, last vs. Washington (3/4/076)
BB ALLOWED: 7 - twice, last vs. Georgia (3/8/08)
STRIKEOUTS: 16 vs. South Florida(3/16/08)
HITS ALLOWED: 8 - twice, last vs. Miss. State (3/26/08)
WILD PITCHES: 1 - 5 times, last vs. Tulsa (3/2/08)
HIT BATTERS: 3 vs. Northwestern State (3/22/06)
PUTOUTS: 2 vs. Tulsa (3/2/08)
ASSISTS: 3 vs. Tennessee (4/28/07)
ERRORS: 2 vs. Ball State (2/15/08)

HOFER'S CAREER AWARDS & HONORS

- ▶ 2008 SEC Pitcher of the Week (3/24, 3/10)
- ▶ 2008 LSWA Louisiana Pitcher of the Week (3/10)
- ▶ 2008 ESPN Preseason Second-Team All-American
- ▶ 2008 Preseason First-Team All-SEC
- ▶ 2008 USA Softball Player of the Year Watch List
- ▶ 2008 Easton Tiger Classic All-Tournament Team
- ▶ 2007 NFCA Second-Team All-South Region
- ▶ 2007 First-Team All-SEC
- ▶ 2007 LSWA Louisiana Pitcher of the Year
- ▶ 2007 LSWA First-Team All-Louisiana
- ▶ 2007 NCAA Palo Alto Regional All-Tournament Team
- ▶ 2007 SEC Tournament MVP
- ▶ 2007 SEC Pitcher of the Week (3/12, 2/26)
- ▶ 2007 LSWA Louisiana Pitcher of the Week (3/27, 3/13, 2/27)
- ▶ 2007 Easton Purple & Gold Challenge MVP
- ▶ 2006 SEC All-Freshman Team
- ▶ 2006 Tri-Louisiana Freshman of the Year
- ▶ 2006 Second-Team All-Louisiana
- ▶ 2006 SEC Freshman of the Week (2/20)
- ▶ 2006 LSWA Louisiana Pitcher of the Week (3/13)
- ▶ 2006 Purple & Gold Challenge All-Tournament Team
- ▶ 2006 Tiger Classic All-Tournament Team
- ▶ 2006 SEC Freshman Academic Honor Roll

HOFER'S OVERALL STATS

YEAR	ERA	W	L	APP	GS	CG	SHO/CBO	SV	IP	H	R	ER	BB	SO	2B	3B	HR	AB	B/AVG.	WP	HBP	BK	SFA	SHA
2006	2.18	16	5	27	24	18	8/1	1	141.0	104	55	44	41	160	12	0	9	516	0.202	1	15	1	2	10
2007	1.36	24	3	33	26	20	10/3	2	180.2	101	44	35	56	244	14	0	15	627	0.161	1	11	1	2	20
2008	1.05	16	2	21	18	13	2/3	1	113.0	59	23	17	49	178	6	3	10	395	0.149	3	10	1	0	7
TOTALS	1.55	56	10	81	68	51	20/7	4	434.2	264	122	96	146	582	32	3	34	1538	0.172	5	36	3	4	37

HOFER'S SEC STATS

YEAR	ERA	W	L	APP	GS	CG	SHO/CBO	SV	IP	H	R	ER	BB	SO	2B	3B	HR	AB	B/AVG.	WP	HBP	BK	SFA	SHA
2006	3.54	6	3	11	11	6	3/0	0	55.1	55	34	28	16	44	4	0	6	215	0.256	1	6	0	1	5
2007	1.25	13	1	18	14	11	5/1	2	101.0	61	22	18	26	117	7	0	9	352	0.173	1	7	1	0	12
2008	0.78	6	0	6	5	5	1/0	0	36.0	20	6	4	15	56	3	1	1	130	0.154	0	5	1	0	1
TOTALS	1.82	25	4	35	30	22	9/1	2	192.1	136	62	50	57	217	14	1	16	697	0.195	2	18	2	1	18



#14 TAYL'R HOLLIS

SHORTSTOP
 Sr./1L • R/R • 5-7
 St. Amant, La.
 Oklahoma

2008 SEASON SINGLE-GAME HIGHS:

AT BATS: 5 vs. Troy (3/11)
RUNS: 2 vs. Georgia (3/8)
HITS: 2 - 5 times, last vs. South Alabama (3/2)
RBI: 5 vs. St. John's (2/15)
2B: 1 - 5 times, last vs. Troy (3/11)
3B: 1 vs. Ball State (2/15)
HR: 1 - 5 times, last vs. South Alabama (2/29)
BB: 2 - twice, last vs. Georgia (3/8)
SB: 1 - 4 times, last vs. Nicholls State (3/5)
PUTOUTS: 4 - 3 times, last vs. Nicholls State (3/5)
ERRORS: 1 - 3 times, last vs. Fordham (3/14)

CAREER SINGLE-GAME HIGHS:

AT BATS: 5 vs. Troy (3/11/08)
RUNS: 2 - 5 times, last vs. Georgia (3/8/08)
HITS: 3 - twice, last vs. Arkansas (4/21/07)
RBI: 5 vs. St. John's (2/15/08)
2B: 2 vs. Kentucky (4/3/07)
3B: 1 - twice, last vs. Ball State (2/15/08)
HR: 1 - 10 times last vs. South Alabama (2/29/08)
BB: 2 - 5 times, last vs. Georgia (3/8/08)
SB: 1 - 9 times, last vs. Nicholls State (3/5/08)
PUTOUTS: 6 vs. Alabama (3/24/07)
ERRORS: 2 - twice, last vs. Georgia (5/5/07)

HOLLIS' CAREER AWARDS & HONORS

- ▶ 2008 Easton Tiger Classic All-Tournament Team
- ▶ 2007 LSWA Louisiana Hitter of the Week (4/10)

HOLLIS' OVERALL STATS

YEAR	AVG.	GP	GS	AB	R	H	2B	3B	HR	RBI	TB	SLG%	BB	HBP	SO	GDP	OB%	SF	SH	SB	SBA	PO	A	E	FLD%
2005 (OU)	0.285	59	56	144	20	41	7	0	7	23	69	0.479	17	5	28	0	0.380	0	1	1	2	80	78	12	0.929
2007	0.281	50	50	139	22	39	8	1	5	24	64	0.460	12	3	28	0	0.346	2	2	5	8	61	91	10	0.938
2008	0.274	33	33	95	15	26	5	1	5	26	48	0.505	16	1	16	0	0.381	1	0	4	5	59	34	3	0.969
TOTALS	0.277	144	141	383	57	106	20	2	17	73	181	0.473	45	9	74	0	0.364	3	3	10	15	203	206	25	0.942

HOLLIS' SEC STATS

YEAR	AVG.	GP	GS	AB	R	H	2B	3B	HR	RBI	TB	SLG%	BB	HBP	SO	GDP	OB%	SF	SH	SB	SBA	PO	A	E	FLD%
2007	0.292	25	25	72	9	21	5	0	3	17	35	0.486	3	0	16	0	0.312	2	0	3	3	38	55	4	0.959
2008	0.130	8	8	23	3	3	0	0	0	2	3	0.130	3	1	6	0	0.259	0	0	0	0	16	10	1	0.963
TOTALS	0.253	33	33	95	12	24	5	0	3	19	38	0.400	6	1	22	0	0.298	2	0	3	3	54	65	5	0.960

Over Last 11 Years • **52.7 WINS PER YEAR** • Second in the NCAA



#9 JAZZ JACKSON

OUTFIELD
So./1L • L/R • 5-4
Houston, Texas
Bellaire HS

2008 SEASON SINGLE-GAME HIGHS:

AT BATS: 5 - twice, last vs. Auburn (3/21)
RUNS: 2 - 3 times, last vs. Auburn (3/22)
HITS: 3 vs. Southeastern La. (2/19)
RBI: 1 - 8 times, last vs. Auburn (3/21)
2B: 1 - 2 times, last vs. Auburn (3/21)
3B: None
HR: None
BB: 1 - 3 times, last vs. Fordham (3/14)
SB: 2 vs. Southeastern La. (2/19)
PUTOUTS: 3 - 3 times, last vs. Troy (3/11)
ERRORS: 1 vs. Fordham (3/14)

CAREER SINGLE-GAME HIGHS:

AT BATS: 5 - 3 times, last vs. Auburn (3/21/08)
RUNS: 4 vs. Alcorn State (2/27/07)
HITS: 4 - 3 times, last vs. McNeese State (3/7/07)
RBI: 2 vs. Arkansas (4/21/07)
2B: 1 - 5 times, last vs. Auburn (3/21/08)
3B: 1 vs. Troy (2/24/07)
HR: None
BB: 2 - 3 times, last vs. South Carolina (4/6/07)
SB: 3 vs. Alcorn State (2/27/07)
PUTOUTS: 3 - 6 times, last vs. Troy (3/11/08)
ERRORS: 1 - 5 times, last vs. Fordham (3/14/08)

JACKSON'S CAREER AWARDS & HONORS

- ▶ 2008 Preseason First-Team All-SEC
- ▶ 2007 NFCA Second-Team All-South Region
- ▶ 2007 Second-Team All-SEC
- ▶ 2007 SEC All-Freshman Team
- ▶ 2007 LSWA Louisiana Freshman of the Year
- ▶ 2007 LSWA First-Team All-Louisiana
- ▶ 2007 SEC Freshman of the Week (4/23)
- ▶ 2007 LSWA Louisiana Hitter of the Week (2/27)
- ▶ 2007 Easton Purple & Gold Challenge All-Tournament Team
- ▶ 2007 Easton Tiger Classic All-Tournament Team

JACKSON'S OVERALL STATS

YEAR	AVG.	GP	GS	AB	R	H	2B	3B	HR	RBI	TB	SLG%	BB	HBP	SO	GDP	OB%	SF	SH	SB	SBA	PO	A	E	FLD%
2007	0.387	61	60	199	39	77	2	1	0	15	81	0.407	13	3	22	0	0.433	0	6	15	18	35	2	4	0.902
2008	0.296	33	33	108	21	32	3	0	0	8	35	0.324	3	1	9	0	0.319	1	3	13	13	38	5	1	0.977
TOTALS	0.349	96	95	312	60	109	5	1	0	23	116	0.372	17	4	35	0	0.389	1	9	28	31	76	7	5	0.943

JACKSON'S SEC STATS

YEAR	AVG.	GP	GS	AB	R	H	2B	3B	HR	RBI	TB	SLG%	BB	HBP	SO	GDP	OB%	SF	SH	SB	SBA	PO	A	E	FLD%
2007	0.293	28	28	92	9	27	0	0	0	6	27	0.293	5	0	12	0	0.330	0	2	4	4	24	1	2	0.926
2008	0.300	8	8	30	6	9	1	0	0	3	10	0.333	0	0	3	0	0.300	0	0	1	1	12	4	0	1.000
TOTALS	0.295	36	36	122	15	36	1	0	0	9	37	0.303	5	0	15	0	0.323	0	2	5	5	36	5	2	0.953



#55 RACHEL MITCHELL

OUTFIELD
So./1L • L/R • 5-3
LaPorte, Texas
LaPorte HS

2008 SEASON SINGLE-GAME HIGHS:

AT BATS: 6 vs. Troy (3/11)
RUNS: 3 - twice, last vs. Chattanooga (2/16)
HITS: 3 vs. Arizona (2/24)
RBI: 4 vs. St. John's (2/15)
2B: 2 vs. Auburn (3/21)
3B: 1 - twice, last vs. Nicholls State (2/17)
HR: 1 - 4 times, last vs. Auburn (3/21)
BB: 2 - 4 times, last vs. South Florida (3/16)
SB: 2 - twice, last vs. Georgia (3/9)
PUTOUTS: 4 vs. Northwestern (2/23)
ERRORS: None

CAREER SINGLE-GAME HIGHS:

AT BATS: 6 vs. Troy (3/11/08)
RUNS: 3 - 3 times, last vs. Tennessee (4/28/07)
HITS: 3 - 5 times, last vs. Arizona (2/24/08)
RBI: 5 vs. Stanford (5/19/07)
2B: 2 - 3 times, last vs. Auburn (3/21/08)
3B: 1 vs. Arkansas (4/21/07)
HR: 2 vs. Stanford (5/19/07)
BB: 4 vs. Missouri State (2/16/07)
SB: 2 - twice, last vs. Georgia (3/9/08)
PUTOUTS: 4 vs. Northwestern (2/23/08)
ERRORS: 1 - twice, last vs. Texas State (2/17/07)

MITCHELL'S CAREER AWARDS & HONORS

- ▶ 2008 Preseason First-Team All-SEC
- ▶ 2007 NCAA Tempe Super Regional All-Tournament Team
- ▶ 2007 NCAA Palo Alto Regional Tournament MVP
- ▶ 2007 SEC All-Freshman Team
- ▶ 2007 SEC All-Tournament Team

MITCHELL'S OVERALL STATS

YEAR	AVG.	GP	GS	AB	R	H	2B	3B	HR	RBI	TB	SLG%	BB	HBP	SO	GDP	OB%	SF	SH	SB	SBA	PO	A	E	FLD%
2007	0.309	61	54	162	53	50	11	1	11	39	96	0.593	30	5	33	1	0.427	2	6	6	7	37	4	2	0.953
2008	0.327	33	33	101	26	33	9	2	4	27	58	0.574	17	2	10	0	0.423	3	1	10	10	21	2	0	1.000
TOTALS	0.322	96	89	270	81	87	21	3	16	67	162	0.600	47	7	46	1	0.429	5	7	16	17	59	7	2	0.971

MITCHELL'S SEC STATS

YEAR	AVG.	GP	GS	AB	R	H	2B	3B	HR	RBI	TB	SLG%	BB	HBP	SO	GDP	OB%	SF	SH	SB	SBA	PO	A	E	FLD%
2007	0.266	25	21	64	16	17	3	1	3	9	31	0.484	8	2	11	1	0.360	1	2	2	3	14	0	0	1.000
2008	0.333	8	8	24	7	8	4	0	1	7	15	0.625	5	0	2	0	0.433	1	0	3	3	5	0	0	1.000
TOTALS	0.284	33	29	88	23	25	7	1	4	16	46	0.523	13	2	13	1	0.381	2	2	5	6	19	0	0	1.000

140 WEEKS IN THE NFCA/USA TODAY POLL



#3 JESSICA MOUSE

THIRD BASE
Fr./HS • R/R • 5-7
Tampa, Fla.
George D. Chamberlain HS

2008 SEASON SINGLE-GAME HIGHS:

AT BATS: 4 - 3 times, last vs. Auburn (3/21)
RUNS: 2 vs. Fordham (3/14)
HITS: 2 vs. Auburn (3/21)
RBI: 1 - 5 times, last vs. Purdue (3/15)
2B: 1 vs. Nicholls State (2/17)
3B: None
HR: 1 - 3 times, last vs. Georgia (3/8)
BB: 3 vs. Southern Miss (2/29)
SB: 1 vs. UL-Monroe (2/27)
ASSISTS: 3 - 4 times, last vs. Mississippi State (3/26)
ERRORS: 1 - twice, last vs. South Florida (3/16)

CAREER SINGLE-GAME HIGHS:

AT BATS: 4 - 3 times, last vs. Auburn (3/21/08)
RUNS: 2 vs. Fordham (3/14/08)
HITS: 2 vs. Auburn (3/21/08)
RBI: 1 - 5 times, last vs. Purdue (3/15/08)
2B: 1 vs. Nicholls State (2/17/08)
3B: None
HR: 1 - 3 times, last vs. Georgia (3/8/08)
BB: 3 vs. Southern Miss (2/29/08)
SB: 1 vs. UL-Monroe (2/27/08)
ASSISTS: 3 - 4 times, last vs. Mississippi State (3/26/08)
ERRORS: 1 - twice, last vs. South Florida (3/16/08)

MOUSE'S OVERALL STATS

YEAR	AVG.	GP	GS	AB	R	H	2B	3B	HR	RBI	TB	SLG%	BB	HBP	SO	GDP	OB%	SF	SH	SB	SBA	PO	A	E	FLD%
2008	0.150	28	28	60	11	9	1	0	3	5	19	0.317	17	3	15	0	0.358	1	3	1	1	28	38	2	0.971
TOTALS	0.150	28	28	60	11	9	1	0	3	5	19	0.317	17	3	15	0	0.358	1	3	1	1	28	38	2	0.971

MOUSE'S SEC STATS

YEAR	AVG.	GP	GS	AB	R	H	2B	3B	HR	RBI	TB	SLG%	BB	HBP	SO	GDP	OB%	SF	SH	SB	SBA	PO	A	E	FLD%
2008	0.235	8	8	17	1	4	0	0	1	1	7	0.412	3	0	4	0	0.350	0	1	0	0	10	11	0	1.000
TOTALS	0.235	8	8	17	1	4	0	0	1	1	7	0.412	3	0	4	0	0.350	0	1	0	0	10	11	0	1.000



#4 KILLIAN ROESSNER

CATCHER
Sr./3L • R/R • 5-7
Manasquan, N.J.
Wall HS

2008 SEASON SINGLE-GAME HIGHS:

AT BATS: 4 - 8 times, last vs. Auburn (3/21)
RUNS: 2 - twice, last vs. Troy (3/11)
HITS: 3 - twice, last vs. Auburn (3/21)
RBI: 4 vs. Auburn (3/21)
2B: 1 - 8 times, last vs. Oklahoma State (3/14)
3B: None
HR: 2 vs. Southern Miss (2/29)
BB: 2 - twice, last vs. Auburn (3/22)
SB: 1 vs. Nicholls State (2/16)
PUTOUTS: 15 - 3 times, last vs. Auburn (3/21)
ERRORS: 1 - twice, last vs. Georgia (3/9)

CAREER SINGLE-GAME HIGHS:

AT BATS: 6 vs. UL-Lafayette (5/20/06)
RUNS: 3 vs. Centenary (3/21/07)
HITS: 4 - twice, last vs. Arkansas (4/21/07)
RBI: 4 - 3 times, last vs. Auburn (3/21/08)
2B: 1 - 33 times, last vs. Oklahoma State (3/14/08)
3B: None
HR: 2 - twice, last vs. Southern Miss (2/29/08)
BB: 2 - 3 times, last vs. Auburn (3/22/08)
SB: 1 - 3 times, last vs. Nicholls State (2/16/08)
PUTOUTS: 16 vs. McNeese State (3/15/06)
ERRORS: 1 - 13 times, last vs. Georgia (3/9/08)

ROESSNER'S CAREER AWARDS & HONORS

- ▶ 2008 SEC Player of the Week (3/17)
- ▶ 2008 ESPN Preseason Second-Team All-American
- ▶ 2008 Preseason First-Team All-SEC
- ▶ 2008 USA Softball Player of the Year Watch List
- ▶ 2007 Diamond Sports National Catcher of the Year
- ▶ 2007 NFCA First-Team All-American
- ▶ 2007 NFCA First-Team All-South Region
- ▶ 2007 Second-Team All-SEC
- ▶ 2007 LSWA First-Team All-Louisiana
- ▶ 2007 SEC Player of the Week (3/5)
- ▶ 2007 LSWA Louisiana Hitter of the Week (4/24, 3/6)
- ▶ 2007 Husky Softball Classic All-Tournament Team
- ▶ 2007 Team Tri-Captain
- ▶ 2006 SEC All-Tournament Team
- ▶ 2006 SEC Academic Honor Roll
- ▶ 2005 Purple & Gold Challenge All-Tournament Team
- ▶ 2005 SEC Freshman Academic Honor Roll

ROESSNER'S OVERALL STATS

YEAR	AVG.	GP	GS	AB	R	H	2B	3B	HR	RBI	TB	SLG%	BB	HBP	SO	GDP	OB%	SF	SH	SB	SBA	PO	A	E	FLD%
2005	0.203	41	25	79	5	16	2	0	0	4	18	0.228	8	0	7	0	0.276	0	1	0	0	111	20	1	0.992
2006	0.261	69	68	180	16	47	9	0	5	25	71	0.394	4	1	24	2	0.278	2	4	0	0	492	44	4	0.993
2007	0.363	62	58	171	23	62	15	0	6	36	95	0.556	13	5	25	1	0.417	3	6	2	2	451	47	6	0.988
2008	0.330	33	32	97	14	32	8	0	9	35	67	0.691	14	1	14	0	0.402	5	0	1	1	288	25	2	0.994
TOTALS	0.296	207	185	531	58	157	34	0	20	100	251	0.473	39	7	73	3	0.346	10	11	3	3	1352	136	13	0.991

ROESSNER'S SEC STATS

YEAR	AVG.	GP	GS	AB	R	H	2B	3B	HR	RBI	TB	SLG%	BB	HBP	SO	GDP	OB%	SF	SH	SB	SBA	PO	A	E	FLD%
2005	0.203	41	25	79	5	16	2	0	0	4	18	0.228	8	0	7	0	0.276	0	1	0	0	111	20	1	0.992
2006	0.209	30	30	67	4	14	1	0	2	5	21	0.313	3	1	11	1	0.250	1	0	0	0	187	13	3	0.985
2007	0.306	28	28	85	12	26	4	0	1	8	33	0.388	5	2	11	1	0.355	1	0	2	2	207	23	5	0.979
2008	0.348	8	8	23	4	8	1	0	2	12	15	0.652	5	0	4	0	0.433	2	0	0	0	73	8	1	0.988
TOTALS	0.252	107	91	254	25	64	8	0	5	29	87	0.343	21	3	33	2	0.312	4	1	2	2	578	64	10	0.985

93 WEEKS IN THE TOP 10 OF THE NFCA POLL



#1 TIFFANY SHAW

OUTFIELD
Fr./HS • L/R • 5-4
Shreveport, La.
Evangel Academy

2008 SEASON SINGLE-GAME HIGHS:

AT BATS: 1 vs. Southeastern La. (2/19)
RUNS: 1 - 15 times, last vs. Mississippi State (3/26)
HITS: None
RBI: None
2B: None
3B: None
HR: None
BB: None
SB: 2 - twice, last vs. Georgia (3/8)
PUTOUTS: None
ERRORS: None

CAREER SINGLE-GAME HIGHS:

AT BATS: 1 vs. Southeastern La. (2/19/08)
RUNS: 1 - 15 times, last vs. Mississippi State (3/26/08)
HITS: None
RBI: None
2B: None
3B: None
HR: None
BB: None
SB: 2 - twice, last vs. Georgia (3/8/08)
PUTOUTS: None
ERRORS: None

SHAW'S OVERALL STATS

YEAR	AVG.	GP	GS	AB	R	H	2B	3B	HR	RBI	TB	SLG%	BB	HBP	SO	GDP	OB%	SF	SH	SB	SBA	PO	A	E	FLD%
2008	0.000	26	1	1	15	0	0	0	0	0	0	0.000	0	0	1	0	0.000	0	0	8	11	0	0	0	0.000
TOTALS	0.000	26	1	1	15	0	0	0	0	0	0	0.000	0	0	1	0	0.000	0	0	8	11	0	0	0	0.000

SHAW'S SEC STATS

YEAR	AVG.	GP	GS	AB	R	H	2B	3B	HR	RBI	TB	SLG%	BB	HBP	SO	GDP	OB%	SF	SH	SB	SBA	PO	A	E	FLD%
2008	0.000	6	0	0	4	0	0	0	0	0	0	0.000	0	0	0	0	0.000	0	0	3	3	0	0	0	0.000
TOTALS	0.000	6	0	0	4	0	0	0	0	0	0	0.000	0	0	0	0	0.000	0	0	3	3	0	0	0	0.000



#17 ERIKA SLUSS

INFIELD
Sr./3L • R/R • 5-3
Vista, Calif.
Rancho Buena Vista HS

2008 SEASON SINGLE-GAME HIGHS:

AT BATS: 4 - 3 times, last vs. Fordham (3/14)
RUNS: 2 - twice, last vs. Purdue (3/15)
HITS: 3 vs. Southeastern La. (2/19)
RBI: 3 vs. Nicholls State (2/16)
2B: 1 vs. Southeastern La. (2/19)
3B: None
HR: 1 - twice, last vs. Cal State Fullerton (2/23)
BB: 2 vs. Pacific (2/22)
SB: 1 - 3 times, last vs. UL-Monroe (2/27)
PUTOUTS: 10 vs. Troy (3/11)
ERRORS: 1 - 3 times, last vs. Georgia (3/8)

CAREER SINGLE-GAME HIGHS:

AT BATS: 4 - 6 times, last vs. Fordham (3/14/08)
RUNS: 2 - 6 times, last vs. Purdue (3/15/08)
HITS: 3 vs. Southeastern La. (2/19/08)
RBI: 4 vs. Portland State (3/2/07)
2B: 1 - 5 times, last vs. Southeastern La. (2/19/07)
3B: None
HR: 1 - 5 times, last vs. Cal State Fullerton (2/23/08)
BB: 2 - 4 times, last vs. Pacific (2/22/08)
SB: 2 vs. Pacific (2/22/08)
PUTOUTS: 10 - twice, last vs. Troy (3/11/08)
ERRORS: 1 - 6 times, last vs. Georgia (3/8/08)

SLUSS' OVERALL STATS

YEAR	AVG.	GP	GS	AB	R	H	2B	3B	HR	RBI	TB	SLG%	BB	HBP	SO	GDP	OB%	SF	SH	SB	SBA	PO	A	E	FLD%
2005	0.219	28	3	32	4	7	0	0	0	2	7	0.219	3	1	1	1	0.306	0	0	1	1	2	6	1	0.889
2006	0.256	43	9	39	12	10	2	0	0	9	12	0.308	6	1	6	0	0.354	2	0	4	5	13	1	0	1.000
2007	0.241	45	18	54	16	13	2	0	3	14	24	0.444	9	2	16	0	0.369	0	0	3	3	29	23	2	0.963
2008	0.272	32	32	81	14	22	1	0	2	10	29	0.358	16	6	15	1	0.423	1	0	3	4	126	18	3	0.980
TOTALS	0.250	149	62	208	46	52	5	0	5	35	72	0.346	34	10	39	2	0.376	3	0	11	13	173	48	6	0.974

SLUSS' SEC STATS

YEAR	AVG.	GP	GS	AB	R	H	2B	3B	HR	RBI	TB	SLG%	BB	HBP	SO	GDP	OB%	SF	SH	SB	SBA	PO	A	E	FLD%
2005	0.154	13	1	13	0	2	0	0	0	1	2	0.154	1	0	1	1	0.214	0	0	0	0	1	5	0	1.000
2006	0.235	19	2	17	4	4	1	0	0	3	5	0.294	1	1	3	0	0.316	0	0	2	2	1	0	0	1.000
2007	0.071	20	3	14	6	1	0	0	0	0	1	0.071	0	0	6	0	0.071	0	0	1	1	3	9	1	0.923
2008	0.250	8	8	20	3	5	0	0	0	0	5	0.250	3	2	4	0	0.400	0	0	0	1	34	4	1	0.974
TOTALS	0.188	60	14	64	13	12	1	0	0	4	13	0.203	5	3	14	1	0.278	0	0	3	4	39	18	2	0.966

76 WEEKS IN THE ESPN/USA SOFTBALL POLL



#13 SHANNON STEIN

SECOND BASE
 Sr./2L • R/R • 5-5
 Upland, Calif.
 Texas A&M-Corpus Christi

2008 SEASON SINGLE-GAME HIGHS:

AT BATS: 4 - 4 times, last vs. Auburn (3/21)
RUNS: 2 - 5 times, last vs. Auburn (3/21)
HITS: 3 - 3 times, last vs. South Alabama (2/29)
RBI: 2 - 3 times, last vs. Tulsa (3/1)
2B: 1 - 7 times, last vs. Auburn (3/22)
3B: None
HR: 1 vs. Nicholls State (2/16)
BB: 1 - 10 times, last vs. Auburn (3/21)
SB: 1 - 5 times, last vs. Southern Miss (2/29)
PUTOUTS: 5 vs. Penn State (3/1)
ERRORS: 1 - 6 times, last vs. Mississippi State (3/26)

CAREER SINGLE-GAME HIGHS:

AT BATS: 4 - 10 times, last vs. Auburn (3/21/08)
RUNS: 2 - 9 times, last vs. Auburn (3/21/08)
HITS: 3 - 4 times, last vs. South Alabama (2/29/08)
RBI: 3 vs. Southeastern La. (4/11/07)
2B: 2 vs. Troy (2/25/07)
3B: 1 vs. Southeastern La. (4/11/07)
HR: 1 - twice, last vs. Nicholls State (2/16/08)
BB: 1 - 16 times, last vs. Auburn (3/21/08)
SB: 1 - 9 times, last vs. Southern Miss (2/29/08)
PUTOUTS: 5 - 4 times, last vs. Penn State (3/1/08)
ERRORS: 1 - 12 times, last vs. Miss. State (3/26/08)

STEIN'S CAREER AWARDS & HONORS

- ▶ 2008 Easton Tiger Classic MVP
- ▶ 2008 Team Tri-Captain
- ▶ 2007 SEC All-Tournament Team
- ▶ 2007 Team Tri-Captain

STEIN'S OVERALL STATS

YEAR	AVG.	GP	GS	AB	R	H	2B	3B	HR	RBI	TB	SLG%	BB	HBP	SO	GDP	OB%	SF	SH	SB	SBA	PO	A	E	FLD%
2005 (CC)	0.315	48	48	149	14	47	7	0	3	26	63	0.423	2	3	9	0	0.335	1	3	1	6	75	45	4	0.968
2006	0.207	43	8	29	10	6	0	0	0	2	6	0.207	1	1	3	0	0.258	0	4	0	1	4	3	0	1.000
2007	0.300	47	44	120	22	36	7	1	1	14	48	0.400	5	7	13	0	0.364	0	2	4	6	90	30	6	0.952
2008	0.391	33	32	87	20	34	7	0	1	14	44	0.506	10	0	5	1	0.449	1	0	5	5	52	20	6	0.923
TOTALS	0.317	173	134	391	66	124	21	1	5	56	162	0.414	18	11	30	1	0.363	2	9	10	18	222	102	16	0.953

STEIN'S SEC STATS

YEAR	AVG.	GP	GS	AB	R	H	2B	3B	HR	RBI	TB	SLG%	BB	HBP	SO	GDP	OB%	SF	SH	SB	SBA	PO	A	E	FLD%
2006	0.286	19	3	14	6	4	0	0	0	1	4	0.286	0	0	2	0	0.286	0	3	0	0	0	1	0	1.000
2007	0.293	19	19	58	5	17	1	0	1	5	21	0.362	1	1	7	0	0.317	0	0	2	4	51	16	2	0.971
2008	0.263	8	8	19	6	5	1	0	0	0	6	0.316	3	0	0	0	0.364	0	0	0	0	19	6	2	0.926
TOTALS	0.286	46	30	91	17	26	2	0	1	6	31	0.341	4	1	9	0	0.323	0	3	2	4	70	23	4	0.95



#22 CODY TRAHAN

PITCHER
 So./1L • R/R • 6-0
 Little Cypress, Texas
 Little Cypress-Mauriceville HS

2008 SEASON SINGLE-GAME HIGHS:

IP: 8.0 vs. Auburn (3/21)
RUNS ALLOWED: 5 vs. Southern Miss (2/29)
ER ALLOWED: 5 vs. Southern Miss (2/29)
BB ALLOWED: 4 vs. Purdue (3/15)
STRIKEOUTS: 11 - twice, last 8.0 vs. Auburn (3/21)
HITS ALLOWED: 11 vs. Mississippi State (3/26)
WILD PITCHES: 1 - twice, last vs. Fordham (3/14)
HIT BATTERS: None
PUTOUTS: None
ASSISTS: 2 vs. Fordham (3/14)
ERRORS: None

CAREER SINGLE-GAME HIGHS:

IP: 8.0 vs. Auburn (3/21/08)
RUNS ALLOWED: 5 - twice, last 5 vs. S. Miss (2/29/08)
ER ALLOWED: 5 vs. Southern Miss (2/29/08)
BB ALLOWED: 4 vs. Purdue (3/15/08)
STRIKEOUTS: 12 vs. Centenary (3/21/07)
HITS ALLOWED: 11 vs. Mississippi State (3/26/08)
WILD PITCHES: 2 vs. Mississippi State (2/14/07)
HIT BATTERS: 1 - twice, last vs. SLU (4/25/07)
PUTOUTS: 3 vs. Southern (4/17/07)
ASSISTS: 2 vs. Fordham (3/14/08)
ERRORS: 1 - twice, last vs. Georgia (5/5/07)

TRAHAN'S OVERALL STATS

YEAR	ERA	W	L	APP	GS	CG	SHO/CBO	SV	IP	H	R	ER	BB	SO	2B	3B	HR	AB	B/AVG.	WP	HBP	BK	SFA	SHA
2007	0.54	4	1	9	5	5	3/1	0	38.2	21	8	3	13	60	3	0	0	134	0.157	3	2	0	0	3
2008	1.58	10	1	13	9	5	2/2	0	70.2	50	17	16	24	83	7	1	5	244	0.205	4	0	0	0	9
TOTALS	1.22	14	2	22	14	10	5/3	0	109.1	71	25	19	37	143	10	1	5	378	0.188	7	2	0	0	12

TRAHAN'S SEC STATS

YEAR	ERA	W	L	APP	GS	CG	SHO/CBO	SV	IP	H	R	ER	BB	SO	2B	3B	HR	AB	B/AVG.	WP	HBP	BK	SFA	SHA
2007	5.25	0	0	2	0	0	0/0	0	4.0	9	6	3	2	2	3	0	0	22	0.409	2	0	0	0	1
2008	1.27	2	0	3	3	2	1/0	0	22.0	17	4	4	5	21	4	0	0	74	0.230	2	0	0	0	2
TOTALS	1.88	2	0	5	3	2	1/0	0	26.0	26	10	7	7	23	7	0	0	96	0.271	4	0	0	0	3

43 WEEKS IN THE TOP 10 OF THE ESPN POLL

2008 LSU Tiger Softball
 Game Results for LSU (as of Mar 26, 2008)
 (All games)

Game date	Opposing team	Score	r	h	e	r	h	e	Inns	Overall	SEC	Pitcher of record	Attend Time	
-----	-----	----	-----/-----			----	-----	-----	-----	-----	-----	-----	-----	-----
1Feb 15, 2008	ST. JOHN'S	W 14-0	14	12	0	0	1	2	5	1- 0- 0	0- 0- 0	Trahan (W 1-0)	- 1:58	
1Feb 15, 2008	BALL STATE	W 4-2	4	6	2	2	2	1	7	2- 0- 0	0- 0- 0	Hofer (W 1-0)	735 1:59	
1Feb 16, 2008	NICHOLLS STATE	W 9-1	9	8	0	1	4	3	6	3- 0- 0	0- 0- 0	Trahan (W 2-0)	- 2:09	
1Feb 16, 2008	CHATTANOOGA	W 9-1	9	11	0	1	1	0	5	4- 0- 0	0- 0- 0	Hofer (W 2-0)	939 1:38	
1Feb 17, 2008	BALL STATE	W 10-2	10	10	0	2	3	5	6	5- 0- 0	0- 0- 0	Garcia (W 1-0)	- 1:55	
1Feb 17, 2008	NICHOLLS STATE	W 9-2	9	12	3	2	4	0	7	6- 0- 0	0- 0- 0	Hofer (W 3-0)	692 2:12	
Feb 19, 2008	SOUTHEASTERN LA.	W 7-0	7	12	1	0	3	3	7	7- 0- 0	0- 0- 0	Hofer (W 4-0)	589 1:51	
2Feb 22, 2008	vs Florida Atlantic	0-3 L	0	4	0	3	9	0	7	7- 1- 0	0- 0- 0	Trahan (L 2-1)	- 1:37	
2Feb 22, 2008	vs Pacific	W 2-1	2	4	2	1	3	2	7	8- 1- 0	0- 0- 0	Hofer (W 5-0)	200 1:50	
2Feb 23, 2008	vs #23 Cal State Fuller	W 3-2	3	3	0	2	2	0	(8)	9- 1- 0	0- 0- 0	Hofer (W 6-0)	- 1:57	
2Feb 23, 2008	vs #2 Northwestern	4-6 L	4	7	0	6	5	1	7	9- 2- 0	0- 0- 0	Hofer (L 6-1)	350 2:09	
2Feb 24, 2008	vs #9 Arizona	4-7 L	4	7	0	7	9	0	7	9- 3- 0	0- 0- 0	Garcia (L 1-1)	350 2:05	
Feb 27, 2008	UL-MONROE	W 9-2	9	10	1	2	5	0	7	10- 3- 0	0- 0- 0	Trahan (W 3-1)	534 2:07	
3Feb 29, 2008	SOUTHERN MISS	W 8-5	8	8	1	5	5	0	7	11- 3- 0	0- 0- 0	Trahan (W 4-1)	- 2:04	
3Feb 29, 2008	SOUTH ALABAMA	W 7-0	7	10	1	0	3	4	7	12- 3- 0	0- 0- 0	Hofer (W 7-1)	812 2:02	
3Mar 01, 2008	PENN STATE	0-3 L	0	1	0	3	6	0	7	12- 4- 0	0- 0- 0	Hofer (L 7-2)	- 1:26	
3Mar 01, 2008	TULSA	W 4-2	4	4	0	2	5	1	7	13- 4- 0	0- 0- 0	Faile (W 1-0)	836 1:39	
3Mar 02, 2008	SOUTH ALABAMA	W 1-0	1	5	0	0	4	0	7	14- 4- 0	0- 0- 0	Trahan (W 5-1)	- 1:45	
3Mar 02, 2008	TULSA	W 6-1	6	11	0	1	3	2	7	15- 4- 0	0- 0- 0	Hofer (W 8-2)	661 1:51	
Mar 05, 2008	at Nicholls State	W 3-0	3	7	2	0	4	1	7	16- 4- 0	0- 0- 0	Faile (W 2-0)	502 2:00	
*Mar 08, 2008	#16 GEORGIA	W 8-1	8	8	1	1	4	0	7	17- 4- 0	1- 0- 0	Hofer (W 9-2)	- 2:07	
*Mar 08, 2008	#16 GEORGIA	W 1-0	1	2	0	0	1	0	7	18- 4- 0	2- 0- 0	Trahan (W 6-1)	883 1:27	
*Mar 09, 2008	#16 GEORGIA	W 5-2	5	5	3	2	1	0	7	19- 4- 0	3- 0- 0	Hofer (W 10-2)	756 1:47	
Mar 11, 2008	TROY	W 7-6	7	15	0	6	11	1	(11)	20- 4- 0	3- 0- 0	Trahan (W 7-1)	565 3:14	
4Mar 14, 2008	vs Fordham	W 8-3	8	10	2	3	6	3	7	21- 4- 0	3- 0- 0	Trahan (W 8-1)	- 2:08	
4Mar 14, 2008	vs Oklahoma State	W 2-0	2	6	0	0	4	1	7	22- 4- 0	3- 0- 0	Hofer (W 11-2)	300 1:43	
4Mar 15, 2008	vs Purdue	W 4-0	4	6	0	0	5	1	7	23- 4- 0	3- 0- 0	Trahan (W 9-1)	153 1:57	
4Mar 16, 2008	vs South Florida	W 2-1	2	6	1	1	4	1	(8)	24- 4- 0	3- 0- 0	Hofer (W 12-2)	129 1:53	
*Mar 21, 2008	AUBURN	W 8-1	8	12	0	1	3	0	7	25- 4- 0	4- 0- 0	Hofer (W 13-2)	- 2:04	
*Mar 21, 2008	AUBURN	W 5-3	5	8	0	3	6	3	(10)	26- 4- 0	5- 0- 0	Hofer (W 14-2)	1088 2:47	
*Mar 22, 2008	AUBURN	W 10-0	10	9	0	0	3	3	6	27- 4- 0	6- 0- 0	Hofer (W 15-2)	1146 1:54	
*Mar 26, 2008	#21 MISSISSIPPI STAT	W 5-2	5	11	1	2	8	1	7	28- 4- 0	7- 0- 0	Hofer (W 16-2)	- 1:58	
*Mar 26, 2008	#21 MISSISSIPPI STAT	W 2-1	2	6	0	1	11	2	7	29- 4- 0	8- 0- 0	Trahan (W 10-1)	859 1:24	

- 1 - Easton Tiger Classic; Baton Rouge, La.
- 2 - Palm Springs Classic; Palm Springs, Calif.
- 3 - Easton Purple & Gold Challenge; Baton Rouge, La.
- 4 - USF Under Armour Showcase; Tampa, Fla.
- * - SEC game
- () extra inning game

2008 LSU Tiger Softball
Overall Statistics for LSU (as of Mar 26, 2008)
(All games Sorted by Batting avg)

Record: 29-4 Home: 22-1 Away: 1-0 Neutral: 6-3 SEC: 8-0

Player	AVG	GP-GS	AB	R	H	2B	3B	HR	RBI	TB	SLG%	BB	HBP	SO	GDP	OB%	SF	SH	SB-ATT	PO	A	E	FLD%
13 Shannon Stein....	.391	33-32	87	20	34	7	0	1	14	44	.506	10	0	5	1	.449	1	0	5-5	52	20	6	.923
4 Killian Roessner.	.330	33-32	97	14	32	8	0	9	35	67	.691	14	1	14	0	.402	5	0	1-1	288	25	2	.994
44 Dee Dee Henderson	.330	33-32	88	22	29	2	1	0	8	33	.375	8	4	18	0	.410	0	2	26-28	1	0	0	1.000
55 Rachel Mitchell..	.327	33-33	101	26	33	9	2	4	27	58	.574	17	2	10	0	.423	3	1	10-10	21	2	0	1.000
9 Jazz Jackson.....	.296	33-33	108	21	32	3	0	0	8	35	.324	3	1	9	0	.319	1	3	13-13	38	5	1	.977
14 Tayl'r Hollis....	.274	33-33	95	15	26	5	1	5	26	48	.505	16	1	16	0	.381	1	0	4-5	59	34	3	.969
17 Erika Sluss.....	.272	32-32	81	14	22	1	0	2	10	29	.358	16	6	15	1	.423	1	0	3-4	126	18	3	.980
0 Quinlan Duhon....	.247	31-29	85	13	21	5	0	3	14	35	.412	12	2	13	1	.354	0	1	2-2	60	4	1	.985

21 Casey Faile.....	.370	15-6	27	2	10	3	0	2	9	19	.704	0	0	5	0	.357	1	0	0-0	3	2	0	1.000
10 Ashley Applegate.	.222	24-8	36	7	8	1	0	0	4	9	.250	3	1	7	0	.300	0	1	3-3	12	1	1	.929
3 Jessica Mouse....	.150	28-28	60	11	9	1	0	3	5	19	.317	17	3	15	0	.358	1	3	1-1	28	38	2	.971
12 Starla Guffey....	.000	7-0	7	0	0	0	0	0	0	0	.000	0	0	3	0	.000	0	0	0-0	0	0	0	.000
1 Tiffany Shaw.....	.000	26-1	1	15	0	0	0	0	0	0	.000	0	0	1	0	.000	0	0	8-11	0	0	0	.000
2 Tiffany Garcia...	.000	1-1	0	0	0	0	0	0	0	0	.000	0	0	0	0	.000	0	0	0-0	0	4	0	1.000
Totals.....	.293	33-33	873	180	256	45	4	29	160	396	.454	116	21	131	3	.384	14	11	76-83	690	170	21	.976
Opponents.....	.183	33-33	810	60	148	19	4	21	54	238	.294	98	13	303	3	.281	2	18	15-27	640	253	41	.956

LOB - Team (218), Opp (194). DPs turned - Team (8), Opp (14). IBB - Team (4), Roessner 2, Sluss 1, Hollis 1, Opp (4).

(All games Sorted by Earned run avg)

Player	ERA	W-L	APP	GS	CG	SHO/CBO	SV	IP	H	R	ER	BB	SO	2B	3B	HR	AB	B/Avg	WP	HBP	BK	SFA	SHA
5 Dani Hofer.....	1.05	16-2	21	18	13	2/3	1	113.0	59	23	17	49	178	6	3	10	395	.149	3	10	1	0	7
22 Cody Trahan.....	1.58	10-1	13	9	5	2/2	0	70.2	50	17	16	24	83	7	1	5	244	.205	4	0	0	0	9

21 Casey Faile.....	1.98	2-0	10	3	2	1/3	0	28.1	20	8	8	11	33	3	0	4	103	.194	3	1	0	0	2
2 Tiffany Garcia...	4.67	1-1	6	3	1	0/0	0	18.0	19	12	12	14	9	3	0	2	68	.279	6	2	0	2	0
Totals.....	1.61	29-4	33	33	21	9/4	1	230.0	148	60	53	98	303	19	4	21	810	.183	16	13	1	2	18
Opponents.....	4.92	4-29	33	33	16	2/0	0	213.1	256	180	150	116	131	45	4	29	873	.293	16	21	4	14	11

PB - Team (2), Sluss 2, Opp (5). SBA/ATT - Roessner (14-25), Hofer (7-12), Trahan (5-7), Faile (2-6), Sluss (1-2), Garcia (1-2).

2008 LSU Tiger Softball
 Game Results for LSU (as of Mar 26, 2008)
 (SEC games only)

Game date	Opposing team	Score	r	h	e/	r	h	e	Inns	Overall	SEC	Pitcher of record	Attend Time	
-----	-----	----	-----/-----			----	-----	-----	-----	-----	-----	-----	-----	-----
*Mar 08, 2008	#16 GEORGIA	W 8-1	8	8	1/	1	4	0	7	1- 0- 0	1- 0- 0	Hofer (W 9-2)	- 2:07	
*Mar 08, 2008	#16 GEORGIA	W 1-0	1	2	0/	0	1	0	7	2- 0- 0	2- 0- 0	Trahan (W 6-1)	883 1:27	
*Mar 09, 2008	#16 GEORGIA	W 5-2	5	5	3/	2	1	0	7	3- 0- 0	3- 0- 0	Hofer (W 10-2)	756 1:47	
*Mar 21, 2008	AUBURN	W 8-1	8	12	0/	1	3	0	7	4- 0- 0	4- 0- 0	Hofer (W 13-2)	- 2:04	
*Mar 21, 2008	AUBURN	W 5-3	5	8	0/	3	6	3	(10)	5- 0- 0	5- 0- 0	Hofer (W 14-2)	1088 2:47	
*Mar 22, 2008	AUBURN	W 10-0	10	9	0/	0	3	3	6	6- 0- 0	6- 0- 0	Hofer (W 15-2)	1146 1:54	
*Mar 26, 2008	#21 MISSISSIPPI STAT	W 5-2	5	11	1/	2	8	1	7	7- 0- 0	7- 0- 0	Hofer (W 16-2)	- 1:58	
*Mar 26, 2008	#21 MISSISSIPPI STAT	W 2-1	2	6	0/	1	11	2	7	8- 0- 0	8- 0- 0	Trahan (W 10-1)	859 1:24	

- 1 - Easton Tiger Classic; Baton Rouge, La.
- 2 - Palm Springs Classic; Palm Springs, Calif.
- 3 - Easton Purple & Gold Challenge; Baton Rouge, La.
- 4 - USF Under Armour Showcase; Tampa, Fla.
- * - SEC game
- () extra inning game

2008 LSU Tiger Softball
 Conference statistics for LSU (as of Mar 26, 2008)
 (SEC games only Sorted by Batting avg)

Record: 8-0 Home: 8-0 Away: 0-0 SEC: 8-0

Player	AVG	GP-GS	AB	R	H	2B	3B	HR	RBI	TB	SLG%	BB	HBP	SO	GDP	OB%	SF	SH	SB-ATT	PO	A	E	FLD%
44 Dee Dee Henderson	.391	8-8	23	6	9	0	1	0	4	11	.478	1	1	6	0	.440	0	1	7-8	0	0	0	.000
4 Killian Roessner.	.348	8-8	23	4	8	1	0	2	12	15	.652	5	0	4	0	.433	2	0	0-0	73	8	1	.988
55 Rachel Mitchell..	.333	8-8	24	7	8	4	0	1	7	15	.625	5	0	2	0	.433	1	0	3-3	5	0	0	1.000
0 Quinlan Duhon....	.320	8-8	25	3	8	1	0	1	5	12	.480	2	0	4	0	.370	0	0	0-0	5	0	0	1.000
9 Jazz Jackson.....	.300	8-8	30	6	9	1	0	0	3	10	.333	0	0	3	0	.300	0	0	1-1	12	4	0	1.000
13 Shannon Stein....	.263	8-8	19	6	5	1	0	0	0	6	.316	3	0	0	0	.364	0	0	0-0	19	6	2	.926
17 Erika Sluss.....	.250	8-8	20	3	5	0	0	0	0	5	.250	3	2	4	0	.400	0	0	0-1	34	4	1	.974
3 Jessica Mouse....	.235	8-8	17	1	4	0	0	1	1	7	.412	3	0	4	0	.350	0	1	0-0	10	11	0	1.000
14 Tayl'r Hollis....	.130	8-8	23	3	3	0	0	0	2	3	.130	3	1	6	0	.259	0	0	0-0	16	10	1	.963

21 Casey Faile.....	.333	5-0	6	1	2	0	0	1	5	5	.833	0	0	2	0	.333	0	0	0-0	0	0	0	.000
10 Ashley Applegate.	.000	2-0	1	0	0	0	0	0	0	0	.000	0	0	0	0	.000	0	0	0-0	0	0	0	.000
12 Starla Guffey....	.000	1-0	1	0	0	0	0	0	0	0	.000	0	0	1	0	.000	0	0	0-0	0	0	0	.000
1 Tiffany Shaw.....	.000	6-0	0	4	0	0	0	0	0	0	.000	0	0	0	0	.000	0	0	3-3	0	0	0	.000
Totals.....	.288	8-8	212	44	61	8	1	6	39	89	.420	25	4	36	0	.369	3	2	14-16	174	48	5	.978
Opponents.....	.181	8-8	204	10	37	7	1	1	8	49	.240	20	5	77	0	.271	0	3	2-4	151	51	9	.957

LOB - Team (52), Opp (49). DPs turned - Team (1), Opp (1). IBB - Team (0), Opp (1).

(SEC games only Sorted by Earned run avg)

Player	ERA	W-L	APP	GS	CG	SHO/CBO	SV	IP	H	R	ER	BB	SO	2B	3B	HR	AB	B/Avg	WP	HBP	BK	SFA	SHA
5 Dani Hofer.....	0.78	6-0	6	5	5	1/0	0	36.0	20	6	4	15	56	3	1	1	130	.154	0	5	1	0	1
22 Cody Trahan.....	1.27	2-0	3	3	2	1/0	0	22.0	17	4	4	5	21	4	0	0	74	.230	2	0	0	0	2
Totals.....	0.97	8-0	8	8	7	2/0	0	58.0	37	10	8	20	77	7	1	1	204	.181	2	5	1	0	3
Opponents.....	5.15	0-8	8	8	3	0/0	0	50.1	61	44	37	25	36	8	1	6	212	.288	3	4	1	3	2

SBA/ATT - Roessner (2-4), Hofer (1-2), Trahan (1-2).

2008 LSU Tiger Softball
Team Game-by-Game for LSU (as of Mar 25, 2008)
Batting (All games)

Date	Opponent	AB	R	H	RBI	2B	3B	HR	BB	IBB	SB	CS	HBP	SAC	SF	GDP	K	PO	A	E	Avg
Feb 15, 2008	at St. John's	27	14	12	13	2	1	2	6	0	5	0	2	0	0	0	8	15	2	0	.444
Feb 15, 2008	Ball State	23	4	6	4	2	1	0	4	0	2	0	0	0	0	0	2	21	5	2	.360
Feb 16, 2008	at Nicholls State	27	9	8	7	1	0	3	8	0	10	0	0	0	1	0	6	18	2	0	.338
Feb 16, 2008	Chattanooga	25	9	11	9	3	0	1	5	0	6	0	1	0	0	0	4	15	4	0	.363
Feb 17, 2008	Ball State	25	10	10	7	1	0	0	5	0	5	0	1	0	2	1	3	18	10	0	.370
Feb 17, 2008	Nicholls State	28	9	12	9	4	1	0	2	0	4	0	0	0	2	0	1	21	3	3	.381
Feb 19, 2008	Southeastern La.	28	7	12	6	2	0	1	3	0	5	0	0	0	2	0	2	21	4	1	.388
Feb 22, 2008	vs Florida Atlantic	23	0	4	0	1	0	0	3	0	0	0	0	0	0	0	0	21	6	0	.364
Feb 22, 2008	vs Pacific	25	2	4	2	2	0	1	5	0	0	0	1	0	0	0	5	21	2	2	.342
Feb 23, 2008	vs Cal State Fullerton	24	3	3	3	0	0	1	4	0	1	0	0	1	0	0	2	24	3	0	.322
Feb 23, 2008	vs Northwestern	26	4	7	3	0	0	3	1	0	2	1	0	1	0	0	12	18	5	0	.317
Feb 24, 2008	vs Arizona	26	4	7	4	1	0	0	2	0	0	0	2	0	1	0	12	18	7	0	.313
Feb 27, 2008	UL-Monroe	28	9	10	8	1	0	2	5	0	2	0	1	0	0	0	4	21	4	1	.316
Feb 29, 2008	at Southern Miss	26	8	8	8	0	0	2	8	0	2	1	1	1	1	0	2	21	3	1	.316
Feb 29, 2008	South Alabama	30	7	10	7	1	0	2	4	0	3	0	1	0	0	0	3	21	5	1	.317
Mar 01, 2008	at Penn State	21	0	1	0	0	0	0	0	0	0	1	0	0	0	0	3	18	5	0	.303
Mar 01, 2008	Tulsa	21	4	4	3	2	0	0	3	0	0	0	1	1	0	0	4	21	6	0	.298
Mar 02, 2008	South Alabama	23	1	5	1	2	0	1	0	0	1	0	0	0	0	0	5	21	7	0	.294
Mar 02, 2008	Tulsa	28	6	11	5	2	0	1	3	0	4	0	0	1	1	1	2	21	2	0	.300
Mar 05, 2008	at Nicholls State	27	3	7	2	2	0	1	2	0	1	0	1	1	0	0	2	21	5	2	.297
Mar 08, 2008	*Georgia	25	8	8	7	2	0	1	8	0	2	0	1	1	0	0	4	21	6	1	.299
Mar 08, 2008	*Georgia	20	1	2	1	0	0	0	3	0	3	0	1	0	0	0	4	21	6	0	.291
Mar 09, 2008	*Georgia	23	5	5	5	1	0	2	3	0	2	0	0	0	0	0	5	21	5	3	.288
Mar 11, 2008	Troy	43	7	15	7	4	0	1	6	4	3	0	3	1	0	0	5	33	8	0	.293
Mar 14, 2008	vs Fordham	31	8	10	5	2	0	0	3	0	4	0	0	1	1	1	1	21	9	2	.294
Mar 14, 2008	vs Oklahoma State	27	2	6	2	1	0	1	2	0	0	0	0	0	0	0	3	21	5	0	.291
Mar 15, 2008	vs Purdue	21	4	6	4	1	0	0	4	0	0	2	2	1	0	0	3	21	6	0	.291
Mar 16, 2008	vs South Florida	28	2	6	2	0	0	0	3	0	2	0	0	0	0	0	1	24	4	1	.288
Mar 21, 2008	*Auburn	29	8	12	8	3	1	0	3	0	1	0	1	0	0	0	3	21	5	0	.293
Mar 21, 2008	*Auburn	35	5	8	5	0	0	2	3	0	0	1	1	0	1	0	12	30	6	0	.290
Mar 22, 2008	*Auburn	28	10	9	7	1	0	1	4	0	3	1	0	0	0	0	2	18	5	0	.291
Totals		821	173	239	154	44	4	29	115	4	73	7	21	10	12	3	125	648	155	20	.291

2008 LSU Tiger Softball
Team Game-by-Game for LSU (as of Mar 25, 2008)
Pitching (All games)

Date	Opponent	IP	H	R	ER	BB	SO	2B	3B	HR	WP	BK	HBP	DP	IBB	Score	W-L	SV	ERA
Feb 15, 2008	at St. John's	5.0	1	0	0	1	4	0	0	0	1	0	1	0	0	14-0	1-0	0	0.00
Feb 15, 2008	Ball State	7.0	2	2	0	3	9	0	0	1	0	0	0	0	0	4-2	2-0	0	0.00
Feb 16, 2008	at Nicholls State	6.0	4	1	1	2	10	0	0	0	1	0	0	0	0	9-1	3-0	0	0.39
Feb 16, 2008	Chattanooga	5.0	1	1	1	2	11	0	0	1	1	0	1	0	0	9-1	4-0	0	0.61
Feb 17, 2008	Ball State	6.0	3	2	2	4	3	0	0	0	2	0	0	0	0	10-2	5-0	0	0.97
Feb 17, 2008	Nicholls State	7.0	4	2	1	4	9	1	1	0	0	0	0	1	0	9-2	6-0	0	0.97
Feb 19, 2008	Southeastern La.	7.0	3	0	0	1	12	0	0	0	0	0	0	1	0	7-0	7-0	0	0.81
Feb 22, 2008	vs Florida Atlantic	7.0	9	3	3	2	9	3	0	1	0	0	0	0	0	0-3	7-1	0	1.12
Feb 22, 2008	vs Pacific	7.0	3	1	0	1	10	0	0	0	0	0	0	0	0	2-1	8-1	0	0.98
Feb 23, 2008	vs Cal State Fullerton	8.0	2	2	2	3	14	0	0	2	0	0	0	0	1	3-2	9-1	0	1.08
Feb 23, 2008	vs Northwestern	6.0	5	6	6	6	5	1	0	2	1	0	2	0	0	4-6	9-2	0	1.58
Feb 24, 2008	vs Arizona	6.0	9	7	7	7	6	0	1	4	2	0	0	0	0	4-7	9-3	0	2.09
Feb 27, 2008	UL-Monroe	7.0	5	2	2	3	14	0	0	1	1	0	0	0	0	9-2	10-3	0	2.08
Feb 29, 2008	at Southern Miss	7.0	5	5	5	3	11	0	1	3	0	0	0	0	0	8-5	11-3	0	2.31
Feb 29, 2008	South Alabama	7.0	3	0	0	4	12	0	0	0	1	0	0	0	0	7-0	12-3	0	2.14
Mar 01, 2008	at Penn State	6.0	6	3	3	3	3	1	0	1	0	0	1	1	0	0-3	12-4	0	2.22
Mar 01, 2008	Tulsa	7.0	5	2	2	2	6	1	0	1	0	0	0	0	0	4-2	13-4	0	2.21
Mar 02, 2008	South Alabama	7.0	4	0	0	3	10	0	0	0	0	0	0	1	0	1-0	14-4	0	2.08
Mar 02, 2008	Tulsa	7.0	3	1	1	4	10	0	0	0	1	0	0	0	0	6-1	15-4	0	2.02
Mar 05, 2008	at Nicholls State	7.0	4	0	0	5	5	1	0	0	0	0	0	0	2	3-0	16-4	0	1.91
Mar 08, 2008	*Georgia	7.0	4	1	1	2	12	1	0	0	0	0	1	0	0	8-1	17-4	0	1.86
Mar 08, 2008	*Georgia	7.0	1	0	0	1	8	0	0	0	0	0	0	0	0	1-0	18-4	0	1.77
Mar 09, 2008	*Georgia	7.0	1	2	0	7	9	0	0	0	0	0	0	0	0	5-2	19-4	0	1.69
Mar 11, 2008	Troy	11.0	11	6	6	3	16	2	0	1	2	0	1	1	0	7-6	20-4	0	1.84
Mar 14, 2008	vs Fordham	7.0	6	3	2	0	4	1	0	1	1	0	0	0	0	8-3	21-4	0	1.84
Mar 14, 2008	vs Oklahoma State	7.0	4	0	0	4	9	0	0	0	0	0	2	0	0	2-0	22-4	0	1.77
Mar 15, 2008	vs Purdue	7.0	5	0	0	5	8	1	0	0	0	0	0	1	0	4-0	23-4	1	1.70
Mar 16, 2008	vs South Florida	8.0	4	1	1	3	16	0	0	1	0	0	0	1	0	2-1	24-4	1	1.67
Mar 21, 2008	*Auburn	7.0	3	1	1	3	15	1	1	0	0	0	2	0	0	8-1	25-4	1	1.64
Mar 21, 2008	*Auburn	10.0	6	3	3	2	15	2	0	0	1	0	0	0	0	5-3	26-4	1	1.67
Mar 22, 2008	*Auburn	6.0	3	0	0	1	4	0	0	0	0	0	2	0	0	10-0	27-4	1	1.62
Totals		216.0	129	57	50	94	289	16	4	20	15	0	13	7	3	173-57	27-4	1	1.62

* = SEC game

2008 LSU Tiger Softball
Opponent Game-by-Game for LSU (as of Mar 27, 2008)
Batting (All games)

Date	Opponent	AB	R	H	RBI	2B	3B	HR	BB	IBB	SB	CS	HBP	SAC	SF	GDP	K	PO	A	E	Avg
Feb 15, 2008	LSU	16	0	1	0	0	0	0	1	0	0	0	1	0	0	0	4	15	3	2	.062
Feb 15, 2008 at	LSU	24	2	2	2	0	0	1	3	0	1	1	0	1	0	0	9	18	11	1	.075
Feb 16, 2008	LSU	20	1	4	1	0	0	0	2	0	1	0	0	2	0	0	10	18	5	3	.117
Feb 16, 2008 at	LSU	17	1	1	1	0	0	1	2	0	1	0	1	0	0	0	11	13	4	0	.104
Feb 17, 2008 at	LSU	20	2	3	2	0	0	0	4	0	0	1	0	0	0	0	3	17	6	5	.113
Feb 17, 2008 at	LSU	25	2	4	1	1	1	0	4	0	1	1	0	0	0	0	9	18	11	0	.123
Feb 19, 2008 at	LSU	24	0	3	0	0	0	0	1	0	0	0	0	0	0	0	12	18	10	3	.123
Feb 22, 2008 vs	LSU	29	3	9	3	3	0	1	2	0	0	1	0	0	0	0	9	21	11	0	.154
Feb 22, 2008 vs	LSU	25	1	3	1	0	0	0	1	0	0	0	0	0	0	0	10	20	5	2	.150
Feb 23, 2008 vs	LSU	25	2	2	2	0	0	2	3	1	0	0	0	1	0	0	14	24	12	0	.142
Feb 23, 2008 vs	LSU	22	6	5	6	1	0	2	6	0	1	0	2	0	1	0	5	21	6	1	.150
Feb 24, 2008 vs	LSU	25	7	9	7	0	1	4	7	0	1	1	0	1	0	0	6	21	4	0	.169
Feb 27, 2008 at	LSU	26	2	5	1	0	0	1	3	0	0	1	0	0	0	0	14	18	10	0	.171
Feb 29, 2008	LSU	27	5	5	5	0	1	3	3	0	0	0	0	0	0	0	11	21	9	0	.172
Feb 29, 2008 at	LSU	23	0	3	0	0	0	0	4	0	2	0	0	1	0	0	12	18	6	4	.170
Mar 01, 2008	LSU	23	3	6	3	1	0	1	3	0	0	0	1	0	0	1	3	21	10	0	.175
Mar 01, 2008 at	LSU	23	2	5	2	1	0	1	2	0	0	1	0	2	0	0	6	18	9	1	.178
Mar 02, 2008 at	LSU	23	0	4	0	0	0	0	3	0	1	0	0	1	0	1	10	18	3	0	.177
Mar 02, 2008 at	LSU	23	1	3	1	0	0	0	4	0	0	0	0	1	0	0	10	18	7	2	.175
Mar 05, 2008	LSU	27	0	4	0	1	0	0	5	2	1	0	0	0	0	0	5	21	9	1	.173
Mar 08, 2008 at	*LSU	26	1	4	1	1	0	0	2	0	1	0	1	0	0	0	12	18	5	0	.172
Mar 08, 2008 at	*LSU	21	0	1	0	0	0	0	1	0	0	1	0	0	0	0	8	18	12	0	.167
Mar 09, 2008 at	*LSU	24	2	1	0	0	0	0	7	0	0	0	0	0	0	0	9	18	6	0	.162
Mar 11, 2008 at	LSU	40	6	11	5	2	0	1	3	0	1	1	1	0	1	1	16	31	10	1	.170
Mar 14, 2008 vs	LSU	28	3	6	2	1	0	1	0	0	0	0	0	0	0	0	4	21	9	3	.172
Mar 14, 2008 vs	LSU	24	0	4	0	0	0	0	4	0	0	0	2	1	0	0	9	21	7	1	.171
Mar 15, 2008 vs	LSU	21	0	5	0	1	0	0	5	0	1	1	0	3	0	0	8	18	11	1	.174
Mar 16, 2008 vs	LSU	26	1	4	1	0	0	1	3	0	1	1	0	1	0	0	16	21	14	1	.173
Mar 21, 2008 at	*LSU	23	1	3	1	1	1	0	3	0	0	1	2	0	0	0	15	18	7	0	.171
Mar 21, 2008 at	*LSU	34	3	6	3	2	0	0	2	0	1	0	0	1	0	0	15	27	5	3	.172
Mar 22, 2008 at	*LSU	21	0	3	0	0	0	0	1	0	0	0	2	0	0	0	4	16	7	3	.171
Mar 26, 2008 at	*LSU	29	2	8	2	1	0	1	2	0	0	0	0	1	0	0	12	18	6	1	.175
Mar 26, 2008 at	*LSU	26	1	11	1	2	0	0	2	1	0	0	0	1	0	0	2	18	3	2	.183
Totals		810	60	148	54	19	4	21	98	4	15	12	13	18	2	3	303	640	253	41	.183

2008 LSU Tiger Softball
Opponent Game-by-Game for LSU (as of Mar 27, 2008)
Pitching (All games)

Date	Opponent	IP	H	R	ER	BB	SO	2B	3B	HR	WP	BK	HBP	DP	IBB	Score	W-L	SV	ERA
Feb 15, 2008	LSU	5.0	12	14	14	6	8	2	1	2	0	0	2	0	0	0-14	0-1	0	19.60
Feb 15, 2008	at LSU	6.0	6	4	4	4	2	2	1	0	0	0	0	1	0	2-4	0-2	0	11.45
Feb 16, 2008	LSU	6.0	8	9	8	8	6	1	0	3	0	0	0	0	0	1-9	0-3	0	10.71
Feb 16, 2008	at LSU	4.1	11	9	9	5	4	3	0	1	2	0	1	0	0	1-9	0-4	0	11.48
Feb 17, 2008	at LSU	5.2	10	10	6	5	3	1	0	0	0	1	1	1	0	2-10	0-5	0	10.63
Feb 17, 2008	at LSU	6.0	12	9	8	2	1	4	1	0	0	0	0	1	0	2-9	0-6	0	10.39
Feb 19, 2008	at LSU	6.0	12	7	4	3	2	2	0	1	0	0	0	0	0	0-7	0-7	0	9.51
Feb 22, 2008	vs LSU	7.0	4	0	0	3	0	1	0	0	2	0	0	2	0	3-0	1-7	0	8.07
Feb 22, 2008	vs LSU	6.2	4	2	2	5	5	2	0	1	0	0	1	0	0	1-2	1-8	0	7.31
Feb 23, 2008	vs LSU	8.0	3	3	2	4	2	0	0	1	0	0	0	2	0	2-3	1-9	0	6.58
Feb 23, 2008	vs LSU	7.0	7	4	3	1	12	0	0	3	0	0	0	0	0	6-4	2-9	0	6.21
Feb 24, 2008	vs LSU	7.0	7	4	4	2	12	1	0	0	0	0	2	0	0	7-4	3-9	0	6.00
Feb 27, 2008	at LSU	6.0	10	9	8	5	4	1	0	2	0	1	1	0	0	2-9	3-10	0	6.25
Feb 29, 2008	LSU	7.0	8	8	8	8	2	0	0	2	3	0	1	0	0	5-8	3-11	0	6.39
Feb 29, 2008	at LSU	6.0	10	7	6	4	3	1	0	2	3	0	1	0	0	0-7	3-12	0	6.43
Mar 01, 2008	LSU	7.0	1	0	0	0	3	0	0	0	0	0	0	0	0	3-0	4-12	0	5.98
Mar 01, 2008	at LSU	6.0	4	4	0	3	4	2	0	0	0	0	1	1	0	2-4	4-13	0	5.64
Mar 02, 2008	at LSU	6.0	5	1	1	0	5	2	0	1	0	0	0	0	0	0-1	4-14	0	5.41
Mar 02, 2008	at LSU	6.0	11	6	4	3	2	2	0	1	1	0	0	1	0	1-6	4-15	0	5.37
Mar 05, 2008	LSU	7.0	7	3	3	2	2	2	0	1	0	1	1	1	0	0-3	4-16	0	5.24
Mar 08, 2008	at *LSU	6.0	8	8	8	8	4	2	0	1	1	0	1	0	0	1-8	4-17	0	5.42
Mar 08, 2008	at *LSU	6.0	2	1	1	3	4	0	0	0	0	0	1	0	0	0-1	4-18	0	5.24
Mar 09, 2008	at *LSU	6.0	5	5	5	3	5	1	0	2	0	0	0	0	0	2-5	4-19	0	5.26
Mar 11, 2008	at LSU	10.1	15	7	7	6	5	4	0	1	0	0	3	1	4	6-7	4-20	0	5.23
Mar 14, 2008	vs LSU	7.0	10	8	6	3	1	2	0	0	2	0	0	1	0	3-8	4-21	0	5.26
Mar 14, 2008	vs LSU	7.0	6	2	2	2	3	1	0	1	0	0	0	1	0	0-2	4-22	0	5.12
Mar 15, 2008	vs LSU	6.0	6	4	4	4	3	1	0	0	0	0	2	0	0	0-4	4-23	0	5.11
Mar 16, 2008	vs LSU	7.0	6	2	0	3	1	0	0	0	0	0	0	0	0	1-2	4-24	0	4.91
Mar 21, 2008	at *LSU	6.0	12	8	8	3	3	3	1	0	0	0	1	1	0	1-8	4-25	0	5.05
Mar 21, 2008	at *LSU	9.0	8	5	3	3	12	0	0	2	0	0	1	0	0	3-5	4-26	0	4.93
Mar 22, 2008	at *LSU	5.1	9	10	6	4	2	1	0	1	1	0	0	0	0	0-10	4-27	0	5.01
Mar 26, 2008	at *LSU	6.0	11	5	4	1	6	0	0	0	1	1	0	0	0	2-5	4-28	0	5.00
Mar 26, 2008	at *LSU	6.0	6	2	2	0	0	1	0	0	0	0	0	0	0	1-2	4-29	0	4.92
Totals		213.1	256	180	150	116	131	45	4	29	16	4	21	14	4	60-180	4-29	0	4.92

* = SEC game

2008 LSU Tiger Softball
 Games Summary for LSU (as of Mar 27, 2008)
 (All games)

Inning-by-inning	1	2	3	4	5	6	7	8	9	EX	Total
-----	---	---	---	---	---	---	---	---	---	---	-----
LSU	33	24	22	30	25	36	5	2	0	3	180
Opponents	10	6	12	9	8	10	5	0	0	0	60

Win-Loss Record When

Overall.....	29-4	After 4 leading.....	21-1
Conference.....	8-0 trailing....	3-3
Non-Conference.....	21-4 tied.....	5-0
Home games.....	22-1	After 5 leading.....	23-1
Away games.....	1-0 trailing....	2-3
Neutral site.....	6-3 tied.....	2-0
Day games.....	19-3	After 6 leading.....	19-0
Night games.....	10-1 trailing....	3-4
vs Left starter.....	1-0 tied.....	2-0
vs Right starter....	28-4		
1-Run games.....	7-0	Hit 0 home runs.....	11-3
2-Run games.....	4-1	... 1 home run.....	11-0
5+Run games.....	13-0	... 2+ home runs....	7-1
Extra innings.....	4-0		
Shutouts.....	9-2	Opponent 0 home runs	19-0
	 1 home run.	8-2
	 2+ HRs.....	2-2
Scoring 0-2 runs....	6-2		
..... 3-5 runs....	8-2		
..... 6-9 runs....	12-0	Made 0 errors.....	16-4
..... 10+ runs....	3-0 1 error.....	7-0
	 2+ errors.....	6-0
Opponent 0-2 runs... 25-0			
..... 3-5 runs... 3-2		Opp. made 0 errors..	10-3
..... 6-9 runs... 1-2	 1 error... 8-1	
..... 10+ runs... 0-0	 2+ errors. 11-0	
Scored in 1st inning 14-0		Out-hit opponent....	27-1
Opp. scored in 1st.. 6-2		Out-hit by opponent.	2-3
Scores first..... 21-0		Hits are tied.....	0-0
Opp. scores first... 8-4			

Record when team scores:

Runs	0	1	2	3	4	5	6	7	8	9	10+
W-L	0-2	2-0	4-0	2-0	3-2	3-0	1-0	3-0	4-0	4-0	3-0

Record when opponent scores:

Runs	0	1	2	3	4	5	6	7	8	9	10+
W-L	9-0	8-0	8-0	2-2	0-0	1-0	1-1	0-1	0-0	0-0	0-0

Record when leading after:

Inn.	1	2	3	4	5	6
W-L	13-0	14-0	18-0	21-1	23-1	19-0

Record when trailing after:

Inn.	1	2	3	4	5	6
W-L	5-2	6-0	3-3	3-3	2-3	3-4

Record when tied after:

Inn.	1	2	3	4	5	6
W-L	11-2	9-4	8-1	5-0	2-0	2-0

Current winning streak: 17

Longest winning streak: 17

Longest losing streak: 2

Home attendance : 11095 (14 dates avg = 792)
 Away attendance : 1984 (7 dates avg = 283)
 Total attendance: 13079 (21 dates avg = 622)

LSU CAREER VS. FLORIDA

QUINLAN DUHON

YEAR	AVG.	GP	GS	AB	R	H	2B	3B	HR	RBI	BB	SO	SB	SBA
2005	.111	4	4	9	2	1	0	0	0	3	2	1	0	0
2006	.500	3	3	6	1	3	0	0	0	2	2	0	0	0
2007	.333	4	3	9	1	3	1	0	0	0	1	1	0	0
TOTAL	.292	11	10	24	4	7	1	0	0	5	5	2	0	0

DEE DEE HENDERSON

YEAR	AVG.	GP	GS	AB	R	H	2B	3B	HR	RBI	BB	SO	SB	SBA
2005	.000	4	0	0	2	0	0	0	0	0	0	0	1	1
2006	.000	2	0	0	2	0	0	0	0	0	0	0	1	1
2007	.333	4	4	9	2	3	0	0	0	0	1	2	1	2
TOTAL	.333	10	4	9	6	3	0	0	0	0	1	2	3	4

DANI HOFER

YEAR	ERA	W	L	APP	GS	CG	SHO/CBO	SV	IP	H	R	ER	BB	SO
2006	9.69	0	0	1	1	0	0/0	0	4.1	6	6	6	1	3
2007	0.91	2	0	3	2	1	0/1	0	15.1	6	2	2	4	26
TOTAL	2.85	2	0	4	3	1	0/1	0	19.2	12	8	8	5	29

TAYL'R HOLLIS

YEAR	AVG.	GP	GS	AB	R	H	2B	3B	HR	RBI	BB	SO	SB	SBA
2007	.100	4	4	10	0	1	0	0	0	2	0	2	0	0

JAZZ JACKSON

YEAR	AVG.	GP	GS	AB	R	H	2B	3B	HR	RBI	BB	SO	SB	SBA
2007	.154	4	4	13	2	2	0	0	0	0	1	1	1	1

RACHEL MITCHELL

YEAR	AVG.	GP	GS	AB	R	H	2B	3B	HR	RBI	BB	SO	SB	SBA
2007	.250	1	1	4	1	1	1	0	0	0	0	3	0	0

KILLIAN ROESSNER

YEAR	AVG.	GP	GS	AB	R	H	2B	3B	HR	RBI	BB	SO	SB	SBA
2005	.400	4	1	5	1	2	1	0	0	3	2	0	0	0
2006	.222	3	3	9	1	2	0	0	1	2	0	1	0	0
2007	.333	4	4	9	2	3	0	0	0	2	0	0	0	0
TOTAL	.304	11	8	23	4	7	1	0	1	7	2	1	0	0

ERIKA SLUSS

YEAR	AVG.	GP	GS	AB	R	H	2B	3B	HR	RBI	BB	SO	SB	SBA
2005	.000	3	0	5	1	0	0	0	0	0	0	0	0	0
2006	.000	1	0	0	0	0	0	0	0	0	0	0	0	0
2007	.000	3	0	0	1	0	0	0	0	0	0	0	0	0
TOTAL	.000	7	0	5	2	0	0	0	0	0	0	0	0	0

SHANNON STEIN

YEAR	AVG.	GP	GS	AB	R	H	2B	3B	HR	RBI	BB	SO	SB	SBA
2006	.000	2	0	0	2	0	0	0	0	0	0	0	0	0
2007	.000	1	1	3	0	0	0	0	0	0	0	2	0	0
TOTAL	.000	3	1	3	2	0	0	0	0	0	0	2	0	0

LSU VS. FLORIDA - THE SERIES: LSU LEADS 27-7

March 1, 1997	L	1-3	Tuscon, Ariz.	March 11, 2001	W	3-1	Gainesville, Fla.	May 1, 2004	W	4-0	Baton Rouge, La.	March 17, 2007	W	7-0	Baton Rouge, La.
May 10, 1997	L	3-4	Columbus, Ga.	March 9, 2002	W	4-0	Baton Rouge, La.	May 2, 2004	W	4-1	Baton Rouge, La.	March 17, 2007	W	4-1	Baton Rouge, La.
April 21, 1998	L	0-2	Baton Rouge, La.	March 9, 2002	W	2-1	Baton Rouge, La.	May 2, 2004	L	1-3	Baton Rouge, La.	March 18, 2007	W	2-1	Baton Rouge, La.
April 21, 1998	W	6-2	Baton Rouge, La.	March 10, 2002	W	5-0	Baton Rouge, La.	April 30, 2005	W	4-3	Gainesville, Fla.	May 12, 2007	W	1-0 (9)	Auburn, Ala.
March 28, 1999	W	3-2	Gainesville, Fla.	May 9, 2002	W	5-0	Chattanooga, Tenn.	April 30, 2005	W	3-0	Gainesville, Fla.	<i>at Baton Rouge: LSU leads 14-2</i>			
March 28, 1999	W	4-0	Gainesville, Fla.	May 3, 2003	W	2-0	Gainesville, Fla.	May 1, 2005	W	10-0	Gainesville, Fla.	<i>at Gainesville: LSU leads 9-3</i>			
March 24, 2000	W	4-0	Baton Rouge, La.	May 3, 2003	L	4-8	Gainesville, Fla.	May 13, 2005	W	9-1	Gainesville, Fla.	<i>at Neutral Sites: LSU leads 4-2</i>			
March 24, 2000	W	6-3	Baton Rouge, La.	May 4, 2003	L	0-4	Gainesville, Fla.	April 29, 2006	W	2-0	Baton Rouge, La.	<i>Girouard vs. Florida: 22-4</i>			
March 10, 2001	W	1-0	Gainesville, Fla.	May 10, 2003	W	1-0	Plant City, Fla.	April 29, 2006	W	7-6	Baton Rouge, La.				
March 10, 2001	L	1-4	Gainesville, Fla.	May 11, 2003	W	3-1	Plant City, Fla.	April 30, 2006	W	5-0	Baton Rouge, La.				

TOP 10 IN NCAA IN ATTENDANCE LAST FOUR YEARS

2007 LSU Tiger Softball
 Game Results for LSU
 (All games vs Florida in 2007)

Game date	Opposing team	Score	r	h	e/	r	h	e	Inns	Overall	SEC	Pitcher of record	Attend Time
			---			---						-----	
*Mar 17, 2007	#19 FLORIDA	W 7-0	7	10	2/	0	2	2	7	1- 0- 0	1- 0- 0	Turner (W 9-3)	- 1:52
*Mar 17, 2007	#19 FLORIDA	W 4-1	4	8	0/	1	3	0	7	2- 0- 0	2- 0- 0	Hofer (W 11-1)	903 1:50
*Mar 18, 2007	#19 FLORIDA	W 2-1	2	2	1/	1	3	1	7	3- 0- 0	3- 0- 0	Turner (W 10-3)	765 1:42
5May 12, 2007 vs	#19 Florida	W 1-0	1	5	0/	0	5	0	(9)	4- 0- 0	3- 0- 0	Hofer (W 23-2)	798 2:48

* - SEC game
 () extra inning game

2007 LSU Tiger Softball
 Overall Statistics for LSU
 (All games vs Florida in 2007)

Record: 4-0 Home: 3-0 Away: 0-0 Neutral: 1-0 SEC: 3-0

Player	AVG	GP-GS	AB	R	H	2B	3B	HR	RBI	TB	SLG%	BB	HBP	SO	GDP	OB%	SF	SH	SB-ATT	PO	A	E	FLD%
6 Leslie Klein.....	.545	4-4	11	3	6	3	0	1	3	12	1.091	1	1	0	0	.615	0	1	2-3	4	0	0	1.000
44 Dee Dee Henderson	.333	4-4	9	2	3	0	0	0	0	3	.333	1	0	2	0	.400	0	1	1-2	0	0	0	.000
4 Killian Roessner.	.333	4-4	9	2	3	0	0	0	2	3	.333	0	2	0	0	.417	1	0	0-0	43	4	1	.979
0 Quinlan Duhon....	.333	4-3	9	1	3	1	0	0	0	4	.444	1	0	1	0	.400	0	0	0-0	1	0	0	1.000
24 Vanessa Soto.....	.273	4-4	11	1	3	0	0	0	2	3	.273	0	1	2	0	.333	0	0	0-0	10	2	0	1.000
10 Kristen Hobbs....	.222	4-3	9	1	2	0	0	0	3	2	.222	0	0	6	0	.222	0	0	0-0	11	1	0	1.000
9 Jazz Jackson.....	.154	4-4	13	2	2	0	0	0	0	2	.154	1	0	1	0	.214	0	0	1-1	4	0	0	1.000
27 Andrea Smith.....	.100	4-4	10	0	1	0	0	0	0	1	.100	0	0	2	0	.100	0	0	0-0	9	7	1	.941
14 Tayl'r Hollis....	.100	4-4	10	0	1	0	0	0	2	1	.100	0	0	2	0	.091	1	0	0-0	5	2	1	.875

55 Rachel Mitchell..	.250	1-1	4	1	1	1	0	0	0	2	.500	0	0	3	0	.250	0	0	0-0	0	0	0	.000
13 Shannon Stein....	.000	1-1	3	0	0	0	0	0	0	0	.000	0	0	2	0	.000	0	0	0-0	2	2	0	1.000
17 Erika Sluss.....	.000	3-0	0	1	0	0	0	0	0	0	.000	0	0	0	0	.000	0	0	0-0	0	0	0	.000
Totals.....	.255	4-4	98	14	25	5	0	1	12	33	.337	4	4	21	0	.306	2	2	4-6	90	24	3	.974
Opponents.....	.133	4-4	98	2	13	0	0	1	2	16	.163	9	4	40	1	.234	0	4	3-5	81	41	3	.976

LOB - Team (15), Opp (24). DPs turned - Team (1), Opp (1). CI - Team (1), Roessner 1. IBB - Team (0), Opp (1).

(All games vs Florida Sorted by Earned run avg)

Player	ERA	W-L	APP	GS	CG	SHO/CBO	SV	IP	H	R	ER	BB	SO	2B	3B	HR	AB	B/Avg	WP	HBP	BK	SFA	SHA
1 Emily Turner.....	0.00	2-0	3	2	1	1/1	0	14.2	7	0	0	5	14	0	0	0	48	.146	0	4	0	0	1
5 Dani Hofer.....	0.91	2-0	3	2	1	0/1	0	15.1	6	2	2	4	26	0	0	1	50	.120	0	0	1	0	3
Totals.....	0.47	4-0	4	4	2	2/1	0	30.0	13	2	2	9	40	0	0	1	98	.133	0	4	1	0	4
Opponents.....	2.33	0-4	4	4	4	0/0	0	27.0	25	14	9	4	21	5	0	1	98	.255	0	4	0	2	2

SBA/ATT - Roessner (3-5), Turner (1-3), Hofer (2-2).


2008 RADIO/TV ROSTER



00
Quinlan Duhon
Outfield/First Base



1
Tiffany Shaw
Outfield



2
Tiffany Garcia
Pitcher



3
Jessica Mouse
Third Base



4
Killian Roessner
Catcher



5
Dani Hofer
Pitcher



9
Jazz Jackson
Outfield



9
Ashley Applegate
Outfield



10
Starla Guffey
Catcher



13
Shannon Stein
Second Base



14
Tay'r Hollis
Third Base



17
Erika Sluss
Infield



22
Cody Trahan
Pitcher



22
Cody Trahan
Pitcher



44
Dee Dee Henderson
Outfield



55
Rachel Mitchell
Outfield



Yvette Girouard
Head Coach
Eighth Season



James DeFeo
Associate Head Coach
Eighth Season



Megan Smith
Assistant Coach
Second Season



Adam Roorback
Director of Operations
First Season

Home Attendance in 2007 • 824 AVERAGE • 17,313 Total Attendance in 2007