



# LSU Fighting Tigers (11-16, 4-9)

vs.

## University of Georgia (12-14, 3-10)

March 2, 2008, 1 p.m. CST (LSU Sports Radio Network, Raycom Sports)  
Pete Maravich Assembly Center -- Baton Rouge, La.

### 2007-08 Schedule

OPPONENT	TIME
N1 BELHAVEN (Exh.)	W, 108-57
N6 GLOBAL SPORTS (Exh.)	W, 72-68
N12 SOUTHEASTERN LA. (CST)	W, 72-62
N14 MCNEESE STATE (CST)	W, 78-74
N19 1-Oklahoma State (ESPN2)	L, 77-83
N20 1-Chaminade (ESPNU)	W, 78-72
N21 1-Arizona State (ESPN2) (ot)	L, 84-87
N28 NICHOLLS STATE (CST)	W, 68-41
N30 SOUTHERN	W, 88-45
D6 2-Villanova (ESPN)	L, 67-68.
D15 NORTHWESTERN STATE	W, 82-58
D19 At Wichita State (CST-TD)	L, 47-67
D22 OREGON STATE (CST)	W, 67-61
D29 WASHINGTON (FSN/SUN)	L, 65-73
J2 3-At Tulane (CSTV)	L, 63-68
J5 at Texas A&M (ESPNU)	L, 53-79
J9 MISSISSIPPI STATE *	L, 39-61
J12 at Ole Miss * (FSN/SUN)	L, 71-74
J16 AUBURN *	L, 67-74
J19 at Vanderbilt * (Raycom)	L, 76-92
J26 ARKANSAS * (ESPN Classic)	L, 52-68
J30 at Auburn *	W, 81-80
F2 at Alabama * (Raycom)	L, 72-81
F9 TENNESSEE * (Raycom)	L, 45-47
F13 at Florida * (Raycom)	W, 85-73
F16 KENTUCKY * (Raycom)	L, 53-57
F20 at Arkansas * (Raycom)	L, 61-87
F23 OLE MISS * (FSN/SUN)	W, 69-49
F27 at South Carolina *	W, 62-55
M2 GEORGIA * (Raycom)	1 p.m.
M5 ALABAMA * (CST)	7 p.m.
M8 at Mississippi St. * (Raycom)	3 p.m.
M18-16 4-SEC Tourn. (Raycom, CBS)	TBA

\* - Denotes SEC Games.  
1-EA Sports Maui Inv.; 2-Pizza Hut Big East/SEC Inv.; 3-New Orleans Arena; 4-Atlanta, Ga. (Georgia Dome)

### On the Air

#### TELEVISION \* Raycom Sports

Play-by-Play: Dave Neal; Analyst: Joe Dean, Jr.  
Clearances in Louisiana: Alexandria: KWCE;  
Baton Rouge: WAFF; Lafayette: KLAF; Lake  
Charles: KVHP; Monroe: KEJB; New Orleans:  
WUPL; Shreveport: KMSS.

#### RADIO \* LSU Sports Radio Network

Play-by-Play: Jim Hawthorne  
Analyst/Host: Kevin Ford  
Available on SEC XM Satellite Radio

### Series History

#### LSU Leads: 56-37

LAST TIME: L, 57-54 (Athens), 1/28/07  
AT BATON ROUGE: 30-11; At ATHENS: 20-22;  
NEUTRAL SITES: 6-4; LAST 5: 1-4.

### Projected LSU Starters and Notes (based on last game):

- G 5 Marcus Thornton (6-4, 190, Jr., Baton Rouge) 18.1 ppg, 5.6 rpg**  
Returned to the starting lineup after playing just four minutes against Arkansas (2/20) because of a hip flexor bruise and scored team-high 17 vs. Ole Miss (2/23) ... 14 games of 20 or more ... At Auburn (1/30), 38 points, the highest scoring game in 13 years in the league.
- G 14 Garrett Temple (6-6, 185, Jr., Baton Rouge, La.) 7.0 ppg, 4.1 rpg, 3.5 apg**  
Another stellar defensive effort Wednesday, holding SC's Devan Downey to just six points ... Eighth all-time at LSU in assists ... Came back from busted lip to direct LSU to the win at Florida (2/13).
- G 30 Alex Farrer (6-5, 200, So., Phoenix, Ariz.) 2.9 ppg, 1.7 rpg, 1.2 apg**  
His start at Florida (2/13) may have been most important with six assists, no turnovers and one steal in 30 minutes ... 11 off the bench against Arkansas (1/26) ... six points against UK (2/16).
- C 21 Chris Johnson (6-11, 205, Jr., Montross, Va.) 11.5 ppg, 5.7 rpg, 2.4 bpg**  
Made strong return after suffering broken bone in right hand 1/2 ... Had second consecutive double double at SC (2/27) with 13 pts-10 reb. and six blocks ... In Ole Miss (2/23) had 12 pts-15 reb.-5 blks.
- F 3 Anthony Randolph (6-10, 190, Fr., Dallas, Texas) 14.8 ppg, 8.7 rpg, 2.4 bpg**  
Only player to start all 27 games ... Three time SEC Freshman of the Week this season ... Has had back to back double doubles with 20 pts-10 boards at SC (2/27) after 15 points-11 boards in Ole Miss (2/23) win ... Sixth all-time at LSU for single season blocks (64) ... 3rd in SEC in rebounds.

## Back For Final 2 Home Games

The Tigers will try to do something Sunday they have been unable to do all season -- win three straight games ... This is the third time the Tigers will be trying for a third straight win ... The Tigers won their opening two games of the year in November against Southeastern Louisiana and McNeese before losing in Maui to Oklahoma State ... LSU beat Nicholls State and Southern before falling against Villanova and now LSU enters the Georgia game with wins at home over Ole Miss (2/23 - LSU's first home SEC win of the year) and on the road Wednesday at South Carolina.

The Kindertots, a group of very small youngsters who can dribble the basketball, will be the halftime entertainment ... It is also Organ Donor Awareness Day with all registered organ donors allowed to purchase tickets for the game for \$5 under the auspices of the Louisiana Organ Procurement Association ... Tickets are also available online at [www.LSUsports.net](http://www.LSUsports.net) for \$14 for adults and \$5 youth (ages 3-12).

### Final Game At State Selected For TV

The SEC and Raycom Sports announced late in the week that the season finale at Mississippi State will be one of the two games selected as wild-card telecasts by league syndicator Raycom Sports ... Vanderbilt-Alabama will be the first game at 1 p.m., followed by LSU at Mississippi State at 3 p.m. ... The wildcard game that will be televised later that day by ESPN had not been chosen as of Friday morning.

### Block Party In Full Swing

The block combination of Anthony Randolph (64) and Chris Johnson (50) is turning out to be two of the best in LSU history ... Some of the previous combos -- 2006: Tyrus Thomas (99), Glen Davis (41) ... 2005: Brandon Bass (48), Glen Davis (41) ... 2000: Stromile Swift (95), Jabari Smith (33) ... 1990: Shaquille O'Neal (115), Stanley Roberts (60).

Johnson has had 11 blocks in the last two games, Randolph seven games of four blocks or more

### Team Facts LSU

**RECORD:** 11-16, 4-9  
**LAST GAME:** W, 62-55, at S. Carolina (2/27)  
**RANKINGS:** NA  
**INTERIM HEAD COACH:** Butch Pierre  
**CAREER RECORD:** 3-3 (1st year)  
**LSU RECORD:** 3-3 (1st year)  
**VS. GEORGIA:** 0-0

### GEORGIA

**RECORD:** 12-14, 3-10  
**LAST GAME:** L, 64-77, vs. Florida (2/27)  
**RANKINGS:** NA  
**HEAD COACH:** Dennis Felton  
**CAREER RECORD:** 170-131 (10 years)  
**UGA RECORD:** 70-77 (5 years)  
**VS. LSU:** 1-3

**LSU Sports Information**  
PO Box 25095, Baton Rouge, LA 70894

**Basketball Contact: C. Kent Lowe**  
[www.LSUsports.net](http://www.LSUsports.net)

**Phone - 225.578.8226**  
**Fax - 225.578.1861**

# Media Services

## Butch Pierre Interview Opportunities

### After Practice

Coach Butch Pierre is usually available after most practices sessions. Most practices start between 3 and 4 p.m. (depending on pre-practice video sessions and weights) and usually finish between 5 and 6 p.m. Contact Basketball SID Kent Lowe (225-578-1864) to confirm practice times.

### SEC Teleconference

The 12 SEC coaches are featured on a teleconference each Monday and Thursday January through March through the conference season. The conference starts at 10 a.m. (CST). Coach Pierre is on at 10:28 a.m. CST. To access the media only number contact Kent Lowe or the Southeastern Conference Media Relations Office (205-458-3010).

### By Appointment, By Phone

Coach Pierre is available for

interviews most non-gameday mornings prior to noon. Please contact either Kent Lowe (225-578-1864) or Basketball Secretary Pam LeBlanc (225-578-8217).

### LSU Basketball Tonight, Presented by Whitney Bank on The LSU Sports Radio Network

The weekly call-in show takes place Monday at 7 p.m. from Walkon's Bistro at the corner of Nicholson and Burbank ... The show has two more weeks to run March 3 and March 10 ... The show airs in Baton Rouge on Eagle 98.1 FM, on the Internet at www.LSUsports.net and on many LSU Sports Radio Network affiliates.

### Inside LSU Basketball

The weekly TV show is on a state-wide network ... WBRZ-TV, Channel 2, will carry the show at 10:35 p.m. Sunday ... The show runs through March

9 ... Besides WBRZ-TV, the show can be seen on Cox Cable 4 in Baton Rouge Mondays at 9:30 p.m. and on Cox Sports Television (Ch. 37 on Cox Cable) on Wednesdays at 5:30 p.m. ... Other markets airing the show are KLAX-TV in Alexandria, Cox Channel 8 in Lake Charles, KEJB-TV in Monroe, KWBJ in Mogan City, WGNO-TV in New Orleans and KMSS in Shreveport.

## LSU Player Interview Opportunities

### Post Practice

The best time to contact LSU players is usually at the conclusion of practice. Again, please let Basketball SID Kent Lowe know your interview intentions as far in advance as possible.

### LSU Satellite Newsfeed

For more information on satellite feeds and coordinates please call Assistant Athletic Director/Television Kevin Wagner (225-578-1797).

### Post Game

Coach Pierre will be in the L-Club Room of the Maravich Center to visit with the media ... Requested players will be brought to the L-Club after they shower and dress and Coach Pierre has finished his post-game remarks ... **THE LSU DRESSING ROOM IS CLOSED** ... To reach the L-Club, exit the building on the Southwest side and once outside turn left and go down the first set of steps to the L-Club ... The visiting team dressing

area is in the Northeast Corridor and across from the media work area ... The visiting coach has an interview area (where the pre-game meal is served) that he can use for his post-game media obligations if he wishes.

On the road, Coach Pierre will be available in the interview area or outside the dressing room ... Players will be available after they dress.

## Who to Contact

### LSU Sports Information Office

(225) 578-8226

### Asst. AD/Sports Info. Director

Michael Bonnette - mbonnet@lsu.edu

### Sr. Associate SID (Basketball)

C. Kent Lowe - clowe@lsu.edu

### Asst. Men's Basketball Contact

Alex Restrepo - arestr1@lsu.edu

### LSU Sports Television Network

(225) 578-1797

### Director of Television

Kevin Wagner - jwagne2@lsu.edu

### Manager/Television

John Schiebe -- jschieb@lsu.edu

### LSU Sports Radio Network

(225) 578-1882

### Director of Radio

Jim Hawthorne - Isuradio@lsu.edu

## LSU Athletics Online

### www.LSUsports.net

The Official Website of LSU Athletics is home to all the basketball information you need. Schedules, results, rosters, bios, statistics and game notes can be found. The **GAMEDAY** section, updated daily, has all relevant info for the upcoming game.

### http://media.lsusports.net

Media can access images for all LSU teams, including action shots, heads shots, logos, etc. To gain access, email Michael Bonnette or Kent Lowe. You will be assigned a login and password that will enable you to retrieve pictures. This service is for the media use only.

### LSUsports.net/media

Request Credentials online, Read the latest Game Notes and Submit Photo Requests.

C. Kent Lowe clowe@lsu.edu							
Weekly Schedule (Subject to change)							
MONDAY 25	TUESDAY 26	WEDNESDAY 27	THURSDAY 28	FRIDAY 29	SATURDAY 1	SUNDAY 2	
Practice, 3:30 p.m. SEC Teleconference, Pierre at 10:28 a.m. LSU Basketball Radio Show, 7 p.m. Walkons	Practice TBA Charter flight to Columbia, S. C.	Game 27 -- LSU at South Carolina, Colonial Center (Columbia, S.C.) LSU Sports Radio Network	Off	Practice, 3 p.m.	Practice TBA	Game 28 -- Georgia at LSU, Maravich Center, 1 p.m. (LSU Sports Radio Network, Raycom) Tickets \$14, \$5 youth	
MONDAY 3	TUESDAY 4	WEDNESDAY 5	THURSDAY 6	FRIDAY 7	SATURDAY 8	SUNDAY 9	
Practice, 3:30 p.m. SEC Teleconference, Pierre at 10:28 a.m. LSU Basketball Radio Show, 7 p.m. Walkons	Practice 3 p.m.	Game 29 -- Alabama at LSU, Maravich Center (LSU Sports Radio Network, CST) Tickets \$14 adults, \$5 youth	Practice 3:30 p.m. SEC Teleconference, 10 a.m.; Butch Pierre at 10:28 a.m.	Practice TBA Bus to Starkville.	Game 30 -- LSU at Miss. State (Humphrey Coliseum), TBA (LSU Sports Radio Network, TV TBA)	OFF Final show of Inside LSU Basketball (10:35 p.m. Baton Rouge and affiliates LSU Sports TV Network	

## CAREER SPECIALTY NUMBERS

### CAREER DOUBLE-FIGURE GAMES

Tasmin Mitchell 50  
Terry Martin 29  
Marcus Thornton 23  
Garrett Temple 22  
Anthony Randolph 22  
Chris Johnson 14  
Bo Spencer 4  
Alex Farrer 1

### CAREER DOUBLE-FIGURE REBOUNDS

Tasmin Mitchell 10  
Anthony Randolph 8  
Marcus Thornton 3  
Chris Johnson 2

### CAREER DOUBLE-DOUBLES

Tasmin Mitchell 8  
Anthony Randolph 8  
Marcus Thornton 3  
Chris Johnson 3

### CAREER THREE-POINTERS

Terry Martin 92  
Garrett Temple 84  
Marcus Thornton 72  
Tasmin Mitchell 69  
Bo Spencer 19  
Chris Johnson 15  
Alex Farrer 10  
Anthony Randolph 2  
Garrett Green 2

### CAREER ASSISTS

Garrett Temple 333  
Tasmin Mitchell 165  
Terry Martin 82  
Bo Spencer 39  
Anthony Randolph 35  
Alex Farrer 34  
Marcus Thornton 33  
Chris Johnson 21  
Quintin Thornton 7  
Garrett Green 5  
Greg Terrebbonne 3

### CAREER BLOCKS

Garrett Temple 87  
Anthony Randolph 64  
Chris Johnson 65  
Tasmin Mitchell 44  
Terry Martin 15  
Marcus Thornton 7  
Alex Farrer 6  
Garrett Green 4  
Quintin Thornton 2  
Bo Spencer 1

## 2007-08 LSU Men's Basketball Roster

NO.	NAME	CL.	POS.	HT.	WT.	EXP.	HOMETOWN/LAST SCHOOL
1**	Tasmin Mitchell	Jr.	F	6-7	228	2VL	Denham Springs, La./D. Spr. HS
3	Anthony Randolph	Fr.	F	6-10	205	HS	Dallas, Texas/Woodrow Wilson HS
5	Marcus Thornton	Jr.	G	6-4	198	JC	Baton Rouge, La./Kilgore College
10	Greg Terrebbonne	So.	G	6-0	205	1VL	Galliano, La./South LaFourche HS
11	Bo Spencer	Fr.	G	6-1	180	HS	Baton Rouge, La./Glen Oaks HS
13	Terry Martin	Jr.	G	6-6	207	1VL	Monroe, La./Texas Tech
14	Garrett Temple	Jr.	G	6-6	195	2VL	Baton Rouge, La./University HS
20	Garrett Green	Fr.	F	6-10	218	HS	Woodland Hills, Calif./Taft HS
21	Chris Johnson	Jr.	C	6-11	205	2VL	Montross, Va./Laurinburg Prep
30	Alex Farrer	So.	G	6-5	200	1VL	Phoenix, Ariz./St. Mary's HS
32	Quintin Thornton	Jr.	F	6-8	230	JC	Orlando, Fla./Odessa College

\*\*Injured; medical redshirt candidate

**Interim Head Coach:** Butch Pierre (Mississippi State, 1984), 11th year at LSU

**Assistant Coach:** John Treloar (Belhaven, 1979), 4th year at LSU

**Assistant Coach:** Chad Dollar (Milligan, 1996), 1st year at LSU

**Director of Basketball Operations:** Jeff Clapacs (Wooster, 2007), 1st year at LSU

## Transactions

Quintin Thornton injured his left pectoral muscle in the weight room, Oct.19. Underwent surgery, out for at least two months ... Returned to practice Jan. 8, played final moments of Miss. State game on Jan. 9 ... Dameon Mason missed McNeese game (11/14) and Maui Tournament (11/19-21) with viral infection on heart muscle ... Cleared Monday (11/26) to return to practice ... Tasmin Mitchell was taken out of Oklahoma State game (11/19) after six minutes, did not play the remainder of the Maui tournament ... Had a stress reaction in the shin bone area of his left foot ... Surgery was Nov. 29 ... Eligible for medical redshirt ... Dameon Mason missed Wichita State (12/19), Oregon State (12/22) and A&M (1/5) games while taking intercession classes ... Unable to play second semester because of NCAA rules regarding entering second semester GPA for fifth-year seniors ... Chris Johnson broke right hand in first two minutes of second half at Tulane (1/2) ... Returned in game at Auburn (1/30) ... John Brady removed by LSU Athletics as head coach; Associate Head Coach Butch Pierre named Interim Head Coach (2/8).

## Butch Pierre - LSU's Interim Head Coach

Butch Pierre is in his 11th year on the staff at LSU, joining as an assistant coach prior to the 1997-98 season and promoted to Associate Head Coach in 2002 .... He was named the Interim Head Coach on Feb. 8 ... A native of Darrow, La., Pierre was a prep and SEC standout in his playing days. At St. Amant High School in Louisiana, he was a prep-All-American and the school retired his jersey in 1980 ... Pierre started four seasons as point guard for Mississippi State.

ESPN's Dick Vitale prior to the season listed Pierre as one of his "Top Six" head coaching prospects among college assistant coaches. At LSU as chief recruiter he has helped LSU land four McDonald's and nine Parade prep All-Americans, seven junior college All-Americans and two who earned national junior college player of the year honors.

Pierre served as graduate assistant at Mississippi State (1984-86), assistant coach at Kentucky State (1986-88), assistant coach at Louisiana-Lafayette (1988-89), associate head coach at Louisiana-Lafayette (1989-96) and assistant coach at Charlotte (1996-97) prior to coming to LSU.

## An In-Season Coaching Change

The Tigers have actually had a previous situation where there were two coaches in a season but that change came about because of World War II ... During the 1944-45 season, Jess Fatherree started the season as the head coach and was 11-7 when he was called to service for the country ... Assistant football coach A. L. Swanson stepped in as the head coach and finished with a 4-2 record as LSU finished the 1945 campaign with a record of 15-9 ... The next year Harry Rabenhorst returned from his war duty and resumed his coaching career as head basketball coach that was interrupted after the 1942 season ... He would coach a total of 29 years in his two stints, finishing his coaching career in 1957.

## Stats In The Butch Pierre Games

In the six games since Coach Pierre took over as LSU coach, the Tigers are 3-3 and averaging 64.2 points a game while giving up 63.0 points ... The team is shooting 42.5 percent from the floor compared to 39.8 percent for the six opponents ... LSU is averaging 37.0 rebounds a game, while almost even with opponents at 36.8 rebounds a game ... LSU has 43 rebounds in the six games, an average of 7.2 a contest ... Anthony Randolph leads the

team in scoring in these games averaging 17.2 points and 9.2 rebounds a game.

### Last Game - LSU 62, South Carolina 55 (Columbia, - 2/27/08)

The Tigers posted their first two-game winning streak since November with a solid, steady performance that included one of the defensive performances of the year in the SEC ... Junior guard Garrett Temple took the assignment on who was then the league's leading scorer in Devan Downey of Carolina and held him to field goals and two free throws in a six point, 40-minute performance ... In the process, Temple was scoring 11 points as one of four to cross in double digits for the game.

Two Tigers - Anthony Randolph and Chris Johnson - had double doubles for the second consecutive game, both LSU wins ... Randolph had his eighth double double with 20 points and 10 rebounds while Chris Johnson doubled for the third time with 13 points and 10 boards ... Johnson equaled his career high for blocked shots with six as he has now blocked 11 in the last two games.

LSU shot 40.7 percent from the floor compared to 34.2 percent for South Carolina and both teams made every free throw attempted - 14-of-14 for LSU, including six in the last 30 seconds ... LSU led by three at the half, built an eight-point lead four minutes into the second half only to see it disappear into a 49-44 deficit with 7:34 to play ... LSU rallied to tie and take the lead for good on a Temple jumper with 3:04 to play, 54-53 ... Immediately after the goal, Coach Butch Pierre called timeout and put the Tigers in a rare zone defense, throwing the Gamecocks off stride and allowing LSU to finish the remaining three minutes on an 8-2 scoring spurt to seal the deal for LSU's third league road win of the year.

### Three For The Road; Looking For Another At Home

The South Carolina win put LSU on the board with three road wins this year, one of just five teams with three or more road wins this year ... Mississippi State is the only other team in the Western Division with at least three road wins ... When LSU won its first league road game at Auburn in January that stopped a 15-game overall road losing streak.

The Tigers are now trying for back-to-back home wins after defeating Ole Miss in the last home game on Feb. 23 ... An LSU win on the road would give the Tigers their first three-game winning streak of the season.

The Tigers again were over 40 percent on the road and stats still show LSU hitting 45.5 percent from the field on the road and 35.8 percent from the arc ... In the six home SEC games, LSU is shooting just 35.2 percent from the field with opponents making 41.4 percent ... From the arc in the six league home games, LSU is shooting just 23.4 percent (29-of-1264, up from 21 percent prior to the Ole Miss game ... Opponents at the PMAC are shooting 37.4 percent with 40 makes from the arc.

Also a problem is that on the road LSU has a close to even assist/turnover mark (86/89) while at home in the league LSU has just 50 assists to 76 turnovers.

### Thornton's 38 Still The Best In The League

The 38 points Marcus Thornton scored at the end of January against Auburn (1/30) remains the best in the league this year ... Here's how some of the Marcus Thornton facts from the big Auburn game stack up:

**38 points** - The last time an SEC player scored 38 points was Auburn's Toney Douglas who scored 38 against Nicholls State on November 24, 2004 ... The last time any player had more than 38 in an SEC vs. SEC contest was LSU's on Ronnie Henderson who had 40 versus Alabama on Feb. 11, 1995 ... Seven LSU players (many multiple times) have scored more than 38 points for the Tigers in LSU's history ... It's the first time anyone at LSU has broken the 30-point barrier since Darrel Mitchell scored 32 in LSU's 113-101 double overtime win over Ohio State on Jan. 15, 2005.

**8 three-pointers** - Only twice before in LSU history has someone made more than eight three-pointers in a single game - both by Chris Jackson ... Jackson made the school record of 10 against Tennessee on Feb. 10, 1990 and, also made nine vs. Ole Miss on March 4, 1989 ... Maurice Carter (vs. Arkansas, 1/2/99) and Ronnie Henderson (vs. Kentucky, 2-15-94) are the only two other players to have made eight threes in a contest.

**15 three-point attempts** - Marks the fourth most attempts by an LSU player since the shot was incorporated into NCAA play ... Jackson tried 20 on two occasions.

**6** - Consecutive games of at least 20-points that Thornton had that was finally stopped in the Tennessee game (2/9) ... That is tied for the league high in consecutive 20-point games this year.

## SEC STANDINGS

### Eastern Division

TEAM	SEC	OVERALL
Tennessee	11-2	25-3
Kentucky	10-3	16-10
Vanderbilt	9-4	24-4
Florida	8-5	21-7
S. Carolina	4-9	12-15
Georgia	3-10	12-14

### Western Division

TEAM	SEC	OVERALL
Miss. State	10-3	19-8
Arkansas	7-6	18-9
Alabama	4-9	15-13
Auburn	4-9	14-12
LSU	4-9	11-16
Ole Miss	4-9	18-9

## CAREER DOUBLE-DOUBLES

### TASMIN MITCHELL (8)

Game	Date	Pts	Reb
Southern	11/18/05	19	12
UL-Laf.	12/17/05	16	11
Duke	3/23/06	10	10
Texas	12/10/06	23	10
UConn	1/6/07	16	10
Ole Miss	1/17/07	19	10
Ole Miss	2/14/07	11	10
McNeese	11/14/07	16	14

### ANTHONY RANDOLPH (8)

Game	Date	Pts	Reb
SE La.	11/12/07	19	13
Southern	11/30/07	24	11
Ole Miss	1/12/08	18	11
Vanderbilt	1/19/08	14	19
Alabama	2/2/08	13	12
Kentucky	2/16/08	24	14
Ole Miss	2/23/08	15	11
S. Carolina	2/27/08	20	10

### MARCUS THORNTON (3)

Game	Date	Pts	Reb
Ariz. State	11/21/07	18	12
Villanova	12/6/07	15	13
Wichita State	12/19/07	12	11

### CHRIS JOHNSON (3)

Game	Date	Pts	Reb
Chaminade	11/20/07	18	11
Ole Miss	2/23/08	12	15
S. Carolina	2/27/08	13	10

## TIGER OPPONENTS IN POLLS

Record at Time of Game	AP	ESPN/ USAT
Villanova (L, 67-68)	25	21
Texas A&M (L, 53-79)	12	10
Ole Miss (L, 71-74)	16	15
Vanderbilt (L, 72-96)	16	14
Tennessee (L, 45-47)	7	7
Florida (W, 85-73)	RV	RV
Arkansas (L, 61-87)	----	RV
Miss. State (March 8)	RV	RV

## THE STATISTICS

Overall	LSU	UGA
Scoring Average	67.9	68.5
Opp. PPG Average	68.4	67.2
Scoring Differential	-0.5	+1.3
FG Percentage	42.6	43.1
Opp. FG Percentage	41.9	43.4
3PT FG Pct.	31.8	32.1
Opp. 3FG Pct.	34.2	33.1
3 FGs per Game	6.4	5.8
FT Percentage	73.9	68.0
Rebound Avg.	35.6	38.2
Opp. Reb. Avg.	37.7	33.7
Reb. Differential	-2.2	+4.5
Assist Average	11.7	11.7
TO Average	14.0	15.0
Blocks Average	6.2	3.5
Steals Average	6.2	7.1

SEC Stats	LSU	UGA
Scoring Average	64.8	65.2
Opp. PPG Average	69.8	69.2
Scoring Differential	-5.0	-4.0
FG Percentage	40.7	40.7
Opp. FG Percentage	44.3	46.6
3PT FG Pct.	29.8	30.0
Opp. 3FG Pct.	37.3	31.7
3 FGs per Game	5.9	5.5
Free Throw Pct.	75.3	68.2
Rebound Avg.	35.6	37.5
Opp. Reb. Avg.	36.5	34.4
Reb. Differential	-0.9	+3.2
Assists Average	10.5	10.8
Turnover Average	12.7	13.9
Blocks Average	5.1	3.2
Steals Average	5.2	6.8

### LSU Scoring Runs

5-0	34
6-0	19
7-0	21
8-0	11
9-0	5
10-0	2
11-0	3
12-0	2
13-0	1
14-0	1
15-0	
16-0	
17-0	1

### Opp. Scoring Runs

5-0	37
6-0	24
7-0	11
8-0	13
9-0	8
10-0	2
11-0	2
12-0	2
13-0	1
14-0	1
15-0	1
-----	
21-0	1

## About Georgia

The Bulldogs come into the game with a 3-10 record and a 12-14 mark overall total ... Georgia has lost four consecutive games coming into Baton Rouge and all against Eastern Division teams - Tennessee, Kentucky, Vanderbilt and Florida ... In fact, Georgia has faced 10 straight Eastern Division opponents coming into today's game and will play its final three games against Western Division teams ... The last Western Division team they faced was on Jan. 19 when they defeated Arkansas in Athens, 82-69 ... Georgia comes in off a 77-64 loss to Florida at Athens on Wednesday ... Sundiata Gaines led Georgia with 13 points while Albert Jackson had 12, Dave Bliss had 10 points and 10 rebounds, while Jeremy Price off the bench had 10 points ... Georgia shot 41.5 percent from the field (22-of-53), but 2-of-14 from the arc (14.3 percent) ... Florida out rebounded Georgia, 32-29.

Dennis Felton is in his fifth year as the head coach of the Bulldogs, with a record of 70-77 ... He coached five years at Western Kentucky before taking the Georgia job and has an overall record entering the game of 170-131 ... Here are the probable starters for the Georgia Bulldogs:

**G - 02 Sundiata Gaines (6-1, 205, Sr., Jamaica, N. Y.) 15.1 ppg, 6.5 rpg**  
**G - 30 Terrance Woodbury (6-7, 220, Jr., Virginia Beach, Va.) 9.8 ppg, 3.7 rpg**  
**G - 31 Billy Humphrey (6-2, 190, Jr., Dacula, Ga.) 12.2 ppg, 3.2 rpg**  
**C - 44 Dave Bliss (6-10, 255, Sr., Wausau, Wis.) 7.8 ppg, 5.5 rpg**  
**F - 34 Albert Jackson (6-10, 250, So., Earlington, Ky.) 2.5 ppg, 3.6 rpg**

## How Many Teams Are Tied For Third in The West???

LSU is one of four teams that entered this next-to-last weekend in a four-way tie for third and with the way the games are scheduled this weekend, LSU knows that a win will keep them in at least a two-way tie for third ... Here's how the games shape up starting with Saturday's schedule:

**Alabama (4-9) - at Ole Miss, at LSU, Vandy**  
**Auburn (4-9) - South Carolina, Georgia, at Arkansas**  
**LSU (4-9) - Georgia, Alabama, at Mississippi State**  
**Ole Miss (4-9) - Alabama, Arkansas, at Georgia**

Three of the teams must face Georgia, three of the teams play one of the top two in the West (Arkansas or Mississippi State), one has two road games and the league is boning up on its tie-breaker policy at this point for anything.

As of play beginning this weekend, the first tie breaker for a three or four-team tie is record of games played among the tied teams that as of Friday had Alabama at 3-1, Auburn at 4-2, LSU at 2-3 and Ole Miss 1-4. The best LSU could be is 3-3 in this scenario if it beats Alabama Wednesday so Auburn would win any four team tie breaker over LSU and LSU with a win Wednesday would win any four team tie breaker over Ole Miss. Check the board in the Media Room for an update on this after Saturday's games have been played.

Entering the weekend, LSU would be the West 5 seed and meet Florida (East 4) in the opening game of the night session in Atlanta on March 13.

## At The PMAC

LSU is 7-6 this year at home with two conference home games remaining to be played. LSU needs one more win to avoid the first losing record in the history of the building for a single season ... The Tigers were 8-8 in 1997-98 and 6-6 in 1974-75 ... The season is proving to be a home aberration as LSU is 49-13 since the start of the 2004-05 season ... LSU is 202-114 in conference play and 22-8 since the 2004-05 season in league play.

## The Pete Maravich Assembly Center

This is the 37th season of play in the building and LSU is 421-145 in the building (74.4 percent).

The Tigers are playing at home this year on a brand new wood floor that was installed earlier in the month. The floor was designed by Jason Feirman in the LSU Athletics Publications office and made by Connor Sports Flooring in Arlington, Illinois.

## Anthony Randolph Earns Third SEC Freshman of Week Honor

The Dallas native had an outstanding week in LSU's two games at Florida (2/13) and against Kentucky (2/16) to win Freshman of the Week for the third time this season (tying A. J. Ogilvy of Vandy for most freshman honors) ... Here are his numbers from that week:

**At Florida - 38 min., 10-16 FG, 2-6 FT, 22 pts, 5 rebounds, 1 ast., 2 blocks, 1 steal**  
**Kentucky - 38 min., 9-16 FG, 6-8 FT, 24 pts, 14 rebounds, 1 block, 4 steals**

For the week, Randolph was 19-of-32 from the field, 8-of-14 from the free throw line with 46 points and 19 rebounds ... He was also the Freshman of the Week a couple of

weeks ago for his play on the road at Auburn and at Alabama ... Those numbers showed Randolph scored 17 of his 21 points in the second half to help LSU win the game at Auburn (1/30) and then had his fifth double double of the year (13 points, 12 rebounds) in the game at Alabama (2/3).

Randolph also won SEC FOW honors after the season opener in November when he had 19 points, 13 rebounds and six blocks against Southeastern Louisiana.

### 60 Percent From The Floor At Florida

LSU shot an even 60 percent from the field against Florida (2/13), including 64 percent in the second half (33-of-55 for the game) ... Ironically, it was just one day short of a year ago that LSU last shot 60 percent from the field for a game, hitting 60.9 percent (28-of-46) against Ole Miss on Feb. 14, 2007 ... LSU best previous field goal percentage for a game this season came against Southern (Nov. 30) when LSU shot 53.8 percent (35-of-65) LSU best previous SEC shooting percentage was in the Tigers' other win at Auburn, shooting 50.8 percent (31-of-61).

### The 100th Season To The 100th Anniversary; All-Decade Teams To Be Announced Wednesday

The LSU Athletics Department on Dec. 21 announced that LSU basketball fans would have a lead role in the celebration of LSU's 100 years of college basketball ... The celebration began last month (Jan. 2008) with the beginning of the selection by the fans of the all-decade teams and will culminate with the announcement of the all-century team at a gala honoring all former players on Jan. 30, 2009, the 100th anniversary of the first university sanctioned intercollegiate basketball contest with Dixon Academy in Covington ... LSU will also have a home televised league game on Jan. 31, 2009 to culminate the year-long celebration.

The voting for the All-Decade teams closed at 1 p.m. Sunday and the teams, after several thousand votes were cast, will be announced Wednesday during the Alabama game at the Maravich Center.

The Centennial Committee, composed of former players and coaches from the various decades, media members and historians, will select an early years team representing the first 30 years of the program from 1909-1939. That team will be announced in the spring.

Those players chosen on the All-Decade teams along with the early team selected by the committee will be eligible for the All-Century team which fans will have the chance to vote on during the summer of 2008. The All-Century team will be picked on a weighted vote of both the fans and the Centennial Committee.

Also LSUsports.net has a special section where all former players, managers, coaches and trainers can register their contact information so that the committee can locate as many members of the LSU basketball family for the reunion gala in January 2009 ... Finally, LSU fans are asked to begin thinking of their favorite moments in the history of LSU basketball which can also be submitted online. LSU will announce the 100 greatest moments as chosen by the fans and the committee during the 2008-09 basketball season.

### Garrett Temple Featured Recently On Raycom Telecasts As SEC Community Service Team POW

LSU junior guard Garrett Temple was featured recently on Raycom Sports as the SEC Community Service Team Player of the Week.

The Baton Rouge native has been an active part in the community all his life. This year, he pitched in besides former Tiger and NBA superstar Shaquille O'Neal in helping build Polk Elementary a playground ... He spearheaded the Halloween BOOzar event for men's basketball. Temple organized the basketball activity in the Fieldhouse where the local kids could and come and play an activity with each sport ... He also was a huge part of the Christmas Toy Drive, where he raised money to buy an underprivileged child clothes and toys for the "Christmas with the Tigers" event.

A player is highlighted each week on the Raycom broadcasts and by the SEC for his accomplishments in the community and in the classroom ... This is the 10th year for the SEC Community Service Team for men's basketball.

### 1940s Star Frank Brian To Be Living Legend At SEC Tournament

Frank Brian, a star at LSU in the 1940s, will join the distinguished list of former player who have represented LSU as Living Legends at the SEC Men's Basketball Tournament.

Brian earned All-SEC honors both before and after stints in World War II and went on to earn Rookie of the Year honors in the NBL, the league that eventually would become the NBA ... He was the team's leading scorer in 1947 at 17.6 points per game ... He is a member of the Louisiana Sports Hall of Famer and a member of the Louisiana Association of Basketball Coaches hall of Fame.

LSU's other Living Legends over the years: 1999 - Bob Pettit; 2000 - Durand Macklin; 2001 - Joe Dean; 2002 - Ricky Blanton; 2003 - Pete Maravich; 2004 - Dale Brown; 2005 -

## TIGER TRENDS

<b>LSU RECORD...</b>	<b>07-08</b>	<b>SINCE 97</b>
In November	5-2	39-9
In December	2-3	53-16
In January	1-7	38-52
In February	3-4	38-47
In March		27-17
In April		0-1

### LSU vs. AP Ranked Opponents

At home	0-1	12-17
On the road	0-4	3-30
Neutral		8-5

### LSU's Record in Games...

Decided by 5 pts or less	2-5	50-49
Decided by 10 pts or less	6-10	79-83
Decided 11 pts or more	5-6	117-58
At night	9-8	143-85
During the day	2-8	53-55
Decided in Overtime	0-1	8-8
Televised	7-14	90-94

### LSU's Record When Scoring...

Less than 60 points	0-5	10-60
60-69 points	4-6	53-52
70-79 points	3-4	61-28
80-89 points	4-1	43-3
90-99 points		23-0
100 or more points		5-0

### LSU's Record When Allowing...

Less than 60 points	5-1	100-17
60-69 points	2-6	65-42
70-79 points	3-4	24-45
80-89 points	1-4	5-34
90-99 points	0-1	0-4
100 or more points		1-1

### LSU's Record When...

Leading at the half	7-5	155-30
Losing at the half	2-11	32-103
Tied at the half	2-0	8-9
Lead 10 minutes left	8-1	165-24
Losing 10 minutes left	2-13	27-112
Tied 10 minutes left	1-2	3-6
Lead 5 minutes left	11-1	170-19
Losing 5 minutes left	0-13	20-115
Tied 5 minutes left	0-2	5-8

### LSU's Record When Shooting...

50% or higher	5-0	93-17
Less than 50%	6-16	102-125
Better than opponent	9-3	162-34
Worse than opponent	2-11	33-105
Even Shooting	0-2	0-3
More 3PT FGs than opp.	6-6	91-37

### LSU's Record When...

Outrebounding opp.	5-3	158-33
Outrebounded by opp.	5-12	34-100
Equal rebounds	1-1	3-9

### LSU's Record When Committing...

Fewer TO than opp.	8-3	101-32
More TO than opp.	2-11	82-100
Equal TO	1-2	12-10
15 or fewer TO	9-8	117-61

## COACHING MARKS

### Coaching Tenure in SEC

1. Billy Donovan, Florida	12th season
2. Rick Stansbury, MSU	10th season
2. Mark Gottfried, Ala.	10th season
4. Kevin Stallings, Vandy	7th season
4. Dave Odom, USC	7th season
6. Dennis Felton, UGA	5th season
7. Jeff Lebo, Auburn	4th season
8. Bruce Pearl, Tennessee	3rd season
9. Andy Kennedy, Ole Miss	2nd season
10. Billy Gillispie, Kentucky	1st season
10. John Pelphrey, Arkansas	1st season
10. Butch Pierre, LSU	1st season

### Coaching Tenure at LSU

1. Harry Rabenhorst	29 seasons
2. Dale Brown	25 seasons
3. John Brady	11 seasons
4. Jay McCreary	8 seasons
5. Dr. C. C. Stroud	6 seasons
5. Press Maravich	6 seasons

### Coaching Wins at LSU

1. Dale Brown	448
2. Harry Rabenhorst	340
3. John Brady	192
4. Dr. C. C. Stroud	82
4. Jay McCreary	82

### Coaching Wins in SEC

(through play on February 28)

1. Billy Donovan, Fla.	282
2. Rick Stansbury, MSU	204
3. Mark Gottfried, Ala.	196
4. Kevin Stallings, Vandy	168
5. Dave Odom, USC	126
6. Dennis Felton, UGA	70
7. Bruce Pearl, Tennessee	71
8. Jeff Lebo, Auburn	56
9. Andy Kennedy, Ole Miss	39
10. John Pelphrey, Arkansas	18
11. Billy Gillispie, Kentucky	16
12. Butch Pierre, LSU	3

### All-Time Wins--SEC

(through play on February 28)

1. Adolph Rupp, UK	875
2. Dale Brown, LSU	448
3. C. M. Newton, UA/VU	340
3. Harry Rabenhorst, LSU	340
5. Tubby Smith	308
6. Joe B. Hall, Kentucky	297
6. Hugh Durham, Georgia	297
8. Billy Donovan, Florida	282
9. Ray Mears, Tennessee	278
9. Roy Skinner, Vanderbilt	278
---	
15. Norm Sloan, Florida	232
16. Rick Pitino, Kentucky	219
17. Joel Eaves, Auburn	214
18. Don DeVoe, Tenn, Fla.	211
19. Eddie Fogler, Vandy/SC	204
19. Rick Stansbury, Miss. St.	204
21. Bob Polk, Vanderbilt	197
22. Mark Gottfried, Alabama	196
23. John Brady, LSU	192
-----	
30. Kevin Stallings, Vandy	168

Bobby Lowther; 2006 - Dick Maile; 2007 - Collis Temple, Jr.; 2008 - Frank Brian.

### **They Say The Kids Don't Work on Free Throws**

LSU made all 14 and South Carolina made all seven of their free throw attempts Wednesday night in Columbia for one of those oddities in college basketball ... LSU enters the Ole Miss game with a streak of 19 consecutive free throws made after going 14-of-16 in the win over the Rebels ... The last time LSU went double digit perfect at the line was March 11, 1983 when LSU made 11-of-11 against Tennessee.

In a response to an email Friday to NCAA stat guru Gary Johnson regarding a perfect night from two Division I teams in the same game at the free throw line, Johnson wrote that the only thing in the NCAA record book is the entry for two teams of Purdue (25-25) and Wisconsin (22-22) on Feb. 7, 1976. There is nothing deeper than that on file in the NCAA office.

### **M. Thornton Among League Leaders In Scoring/20 Pt Games**

Marcus Thornton is second behind Vanderbilt's Shan Foster for most games of 20 or more points this season in the league ... Foster has 15 and Thornton 14 going into the weekend's play ... Five other players have double figure 20 points games or more with Devan Downey of South Carolina next with 13, Jamont Gordon 12 and Ramal Bradley and Joe Crawford of Kentucky and Quan Prowell of Auburn with 10 each.

Earlier in SEC play, Thornton had a streak of six games over 20 points -- 25 at Ole Miss (1/12), 27 versus Auburn (1/16), 27 at Vandy (1/19), 20 versus Arkansas (1/26), 38 at Auburn (1/30) and 22 at Alabama (2/2) (the complete list of his 20-point games by LSU this season can be found in the 20-point box on page 11 of the notes).

Thornton's injury that limited him to just two points in four minutes at Arkansas (2/20) dropped him out of contention for the league scoring title, but he is going to be in the top four at the end of the year at worst ... Here are the top players in both overall and in the SEC games:

#### **Overall**

1. **Shan Foster, VU, 19.8 ppg**
2. **Devan Downey, SC, 19.2 ppg**
3. **Richard Hendrix, Ala, 18.3 ppg**
4. **Marcus Thornton, LSU, 18.1 ppg**

#### **SEC Games**

1. **Devan Downey, S. Car., 19.8 ppg**
2. **Marcus Thornton, LSU, 18.8 ppg**
2. **Sonny Weems, Ark., 18.8 ppg**
4. **Shan Foster, Vandy, 18.2 ppg**

Thornton also is averaging 5.6 rebounds, 20th in the league stats, and his 84.4 percent free throw percentage is ranked third in the league (76-of-90) ... His three-point percentage of 35.6 percent is the 10th best in the league.

Thornton's average is 61st nationally in scoring, while his 2.7 three-pointers per game ranks 76th in Division I ... His 84.4 free throw percentage is also ranked nationally at 60th.

### **The Few, The Proud, The Tigers**

The Tigers dressed just eight players against Texas A&M (1/2) but upped things to nine players at Ole Miss (1/12) with the addition of Quintin Thornton on the roster and now back to 10 with the return of Chris Johnson at Auburn (1/30) ... Thornton, no relation to Marcus Thornton, tore his pectoral muscle on the first week of preseason practice in an individual workout session and was finally cleared to practice on Jan. 8 ... He played three minutes in his first action since Canada as an LSU Tigers against Mississippi State (1/9) ... Johnson returned in the second Auburn game (1/30) after breaking a bone in his hand against Tulane on Jan. 2 ... Tasmin Mitchell remains out for the season after surgery for an ankle fracture suffered early in non-conference play, although he has dressed in the last two games in support of his godfather moving into the head coaching chair as LSU head coach, Butch Pierre.

### **Randolph One Of The Top SEC Freshman**

We've already discussed Anthony Randolph of Dallas and his weeks that earned him FOW honors from the SEC ... He is one of the top SEC freshman, averaging 14.6 points per game ... He also is averaging 8.7 rebounds which ranked third overall in rebounds ... Randolph also averages 1.2 steals and 2.5 blocks ... His scoring average ranks fifth among league freshman, the rebound average is first, the steals is third and his blocks per game average is first among league freshman ... Overall, he is 19th in the league in scoring and

second in the league in blocked shot average.

Nationally, Randolph's rebound average is ranked 46th nationally and his blocks per game average is ranked 22nd.

Randolph's 64 blocks puts him sixth on the LSU single season block list behind just the three seasons of Shaquille O'Neal, Tyrus Thomas and Stromile Swift. (See page 12 of notes).

Randolph had his seventh double double against Ole Miss and that ranks has tied for the third most double doubles in the league.

### M. Thornton-Randolph Among League's Top Combos

A total of six pairs of players in the league have combined to average 30 or more points in the Southeastern Conference and Marcus Thornton of LSU and Anthony Randolph are presently sixth:

- Shan Foster and A. J. Ogilvy, Vandy - 36.4**
- Devan Downey and Zam Frederick, S. Carolina - 34.2**
- Jamont Gordon and Charles Rhodes, Miss. State - 33.8**
- Richard Hendrix and Alonzo Gee, Alabama - 33.4**
- Patrick Patterson and Joe Crawford, Kentucky - 33.2**
- Marcus Thornton and Anthony Randolph, LSU - 32.9**

### Alex Farrer Shows He Belongs For Tigers

The redshirt sophomore has made his presence felt on the LSU team this season not so much as a scorer but just in the steady play he provides ... Never more was that seen than in the win at Florida (2/13), as he had six assists, no turnovers and four steals in 30 minutes ... Farrer has seen action in 23 games, starting 10 this season, averaging 17.3 minutes a game, but over 23 minutes in conference play with all 10 starts in the SEC ... Farrer's best scoring game was 11 against Arkansas (1/26).

### Frustrating Close Losses

The Kentucky loss (2/16) put another notch on the wrong side of the ledger in the close games as LSU lost, 57-53 ... It has turned into an almost consistent bad note for the Tigers for almost two seasons ... In 2007, the Tigers were 1-6 in games decided by four points or less and after the Tennessee (two points, 2/9) and Kentucky (four points, 2/16) games, LSU is 2-6 this year in games of five points or less.

### Garrett Temple In School Top 10 In Career Assists, Blocks

Temple did his part in the win at Auburn (1/30), although it didn't come from the scoring category ... But in the process he equaled his career high in rebounds with eight and also equaled his career high in assists with seven ... He came back in the Alabama game (2/2) and upped his career rebound high to nine with five assists and three steals as the junior played all 40 minutes ... Temple's presence was never more evident than in the game at Florida (2/13) as he had five assists and two steals in 34 minutes ... Temple played the final eight minutes after biting completely through his lip as he was knocked to the floor with 11 minutes to play ... Florida managed their best rally with Temple on the sidelines being attended to by the LSU training staff cutting the game to four points, but when a fired up Temple returned, he led a 9-0 LSU run that got the game back in the Tigers favor.

Temple again showed his ability as a defender as he was assigned the player who then was the leading scorer in the league, Devan Downey, and he held the star to just six points in LSU's win on Wednesday night.

The junior has spent much of his career dishing out timely assists and through 27 games this year leads the team with 96 assists ... That gives him a total of 333 career assists, eighth most for career assists at LSU ... He has 125 career steals and is 11 short of moving into the top 10 in that category at LSU ... Against Oregon State (12/22), he blocked two shots to move into the school top 10 list for blocked shots and now has 87 for his career, ninth all-time at LSU.

### Tall and Lean Tigers Blocking Shots

This has been a team that could block shots all season long and part of the blocked shot tandem is back with the return of Chris Johnson to go with Anthony Randolph making the duo one of the top shot blocking tandems in the nation.

However, the Tigers could not block a shot in the first meeting against Auburn (1/16) in Baton Rouge, the first time the Tigers had zero blocks in a game since January of 2001 against South Carolina ... In the return game at Auburn (1/30), the Tigers blocked five shots.

The Tigers blocked 14 shots at Villanova (12/6), just two shots off the school record of 16 set by the Shaquille O'Neal-Stanley Roberts team of 1990 ... LSU had its second best block night in the win versus Ole Miss (2/23) this year with 12 (Johnson 5, Randolph 4, Temple 2, Farrer 1).

<b>SCORING BREAKDOWN</b>					
<b>CLASS</b>	<b>PTS</b>	<b>PCT.</b>			
Freshmen	541	29.5			
Sophomores	71	3.9			
Juniors	1198	65.5			
Seniors	22	1.2			
<b>SCORING</b>	<b>PTS</b>	<b>PCT.</b>			
Starters	1517	82.8			
Bench	315	17.2			
<b>POINTS IN PAINT</b>	<b>PTS</b>	<b>APG</b>			
LSU	718	26.6			
Opponents	786	29.1			
<b>POINTS OFF TO</b>	<b>PTS</b>	<b>APG</b>			
LSU	406	15.0			
Opponents	403	14.9			
<b>BENCH SCORING</b>	<b>PTS</b>	<b>APG</b>			
LSU	315	11.7			
Opponents	515	19.1			
<b>FT% LAST 5 MINUTES</b>	<b>PCT</b>				
LSU (43-50, 86.0-SEC)	92-123	74.8			
Opponents (36-53, 67.9-SEC)	91-122	74.6			
<b>FG% LAST 5 MINUTES</b>	<b>PCT</b>				
LSU (37-95, 38.9-SEC)	86-199	43.2			
Opponents (42-94, 44.7-SEC)	85-203	41.9			
<b>3FG% LAST 5 MINUTES</b>	<b>PCT</b>				
LSU (12-43, 27.9-SEC)	25-87	28.7			
Opponents (13-37, 35.1-SEC)	21-77	27.3			
<b>W-L RECORDS OF STARTING LINEUPS</b>					
1-0 -- Temple, Martin, M. Thornton, Randolph, Mitchell					
1-1 -- Martin, M. Thornton, Johnson, Randolph, Mitchell					
5-5 -- Martin, M. Thornton, Johnson, Temple, Randolph					
0-2 -- Spencer, Martin, M. Thornton, Temple, Randolph					
0-1 -- Temple, Martin, M. Thornton, Randolph, Green					
1-3 -- Temple, Farr, M. Thornton, Randolph, Q. Thornton					
0-1 -- Temple, Spencer, M. Thornton, Q. Thornton, Randolph					
3-2 -- Temple, Farr, M. Thornton, Randolph, Johnson					
0-1 -- Temple, Farr, Martin, Randolph, Johnson					
<b>LEADING SCORERS --</b>					
M. Thornton 16, Randolph 6, Johnson 3, Martin 2					
<b>LEADING REBOUNDERS --</b>					
Randolph 16, Johnson 7, M. Thornton 5, Temple 2, Mitchell 1, Martin 1, Q. Thornton 1					
<b>LEAD ASSISTS --</b>					
Temple 17, Martin 4, Randolph 4, Spencer 3, Mitchell 3, M. Thornton 2, Farrer 2					
<b>DUNKS --</b>					
Randolph 35, Johnson 18, Green 4, Temple 4, M. Thornton 2, Martin 1, Q. Thornton 1					
<b>DOUBLE FIGURE SCORING GAMES --</b>					
Randolph 25, M. Thornton 22, Johnson 15, Martin 14, Temple 7, Spencer 4, Mitchell 1, Farrer 1					
<b>DOUBLE DOUBLE --</b>					
Randolph 8, Thornton 3, Johnson 3, Mitchell 1					
<b>NO. OF DOUBLE FIGURES BY GAME</b>					
1	2	3	4	5	6/more
	8	7	11	1	



## STREAKING

### Consecutive Games in Double Figures

Anthony Randolph 5  
Marcus Thornton 2  
Chris Johnson 2  
Garrett Temple 1

### Consecutive Games Without Fouling Out

Alex Farrer 37  
Tasmin Mitchell 29  
Marcus Thornton 27  
Bo Spencer 26  
Garrett Green 20  
Anthony Randolph 19  
Garrett Temple 13  
Quintin Thornton 13  
Terry Martin 10  
Greg Terrebonne 9  
Chris Johnson 2

### Consecutive Gms. 3PT FG

Chris Johnson 3  
Bo Spencer 2  
Garrett Temple 2  
Marcus Thornton 1

### Consecutive Games Scored in

Anthony Randolph 27  
Marcus Thornton 25  
Chris Johnson 22  
Garrett Temple 15  
Alex Farrer 12  
Bo Spencer 2  
Garrett Green 1  
Greg Terrebonne 1

### Consecutive Games Started

Anthony Randolph 27  
Garrett Temple 23  
Alex Farrer 8  
Chris Johnson 6  
Marcus Thornton 2

## IN NCAA STATISTICS (2-28)

### Team

Free Throw Pct:	73.9	36th
Blocks	6.2	11th

### Individual

Pts - Marcus Thornton	18.3	61st
3PT FGS PG - M. Thornton	2.7	76th
3PT Pct. - Marcus Thornton	35.6	93rd
FT Pct. - Marcus Thornton	84.4	60th

Reb-Antony Randolph	8.7	45th
Blocks - A. Randolph	2.4	24th
Chris Johnson	2.4	23rd

The 12 moved LSU past last year's total of 155 blocks and with nine more against South Carolina, the Tigers have 168 blocks, the sixth best single season total in school history ... LSU is averaging 6.2 blocks a game compared to 4.8 a year ago ... The Tigers are second in the league and 11th in the nation ... Ten players have blocked shots this year, led by the 64 of Anthony Randolph.

Since returning to the game after breaking a bone in his hand Jan. 2 at Tulane, Johnson has become more of a force around the goal with 20 blocks in the last six games, including equaling his career high of six for the second time this season ... Both Johnson and Randolph are showing averages of 2.4 a game and that has them ranked 23rd in the country.

### Scoring Issues

Scoring 80 or more points has always been good to LSU over the years and there haven't been too many times in the last 11 years that the Tigers have surrendered 80 points.

When LSU scored 85 points at Florida (2/13) and won, it gave LSU a record of 71-3 since 1997 when scoring at least 80 points in a game ... However, six times this year, LSU surrendered 80 points or more, just a total of 44 times the Tigers have allowed 80 or more points since 1997 and LSU is now 6-38 when allowing 80 points (1-5 this season) during that time period.

### Florida, LSU Still Have Best Home Win Marks

Since the start of the 2002-03 season, Florida and LSU have had the best total of home wins ... After Wednesday night, Tennessee has moved even with LSU for second among SEC teams:

Florida 87  
LSU 75  
Tennessee 74  
Vanderbilt 74  
Alabama 71  
Kentucky 68  
Arkansas 66  
Mississippi St. 60  
South Carolina 59  
Georgia 57  
Auburn 57  
Ole Miss 52

### Louisiana Home Win Streak

LSU completed its home slate of games against Louisiana schools Dec. 15 against Northwestern State with LSU winning all five of its games this year (Southeastern Louisiana, McNeese State, Nicholls State, Southern and Northwestern State), extending LSU's winning streak in the Maravich Center against Louisiana schools to 67 games ... LSU last lost to a Louisiana school in the PMAC on Dec. 6, 1988 when Louisiana Tech beat LSU in overtime, 111-109 ... The present streak started two nights later on Dec. 8, 1988 when the Tigers defeated McNeese State ... A total of 42 of those wins have come in the John Brady era.

### Playing Without Tasmin Mitchell

One of the biggest factors of the 2007-08 season has been having to learn to play without a staple of the 2006 and 2007 seasons in the LSU lineup, junior forward Tasmin Mitchell ... Mitchell, who started every game in his freshman and sophomore seasons is probably out for the remainder of the year after undergoing surgery on his left ankle for a stress fracture of his shin bone ... Mitchell averaged 11.4 points a game during LSU's Final Four season in 2006 and then averaged 14.5 points last season ... Mitchell was a pre-season coaches All-SEC selection for the 2007-08 season ... Mitchell started the first three games of the season, to run his consecutive game starting streak to 71, but had to go to the bench in pain after just six minutes of the LSU-Oklahoma State game in Maui (11/21) ... He underwent surgery on Nov. 29 and while the recovery and rehab process is six-to-eight weeks, it is expected that he will use a medical redshirt and be available for two more seasons for LSU.

### Three-Point Shooting Notes

The Tigers are averaging 6.4 treys a game, while averaging 20.3 attempts a game ... With a minimum of four games remaining and 548 three-pointers taken, the Tigers are on pace to be over the school record of 614 attempts taken by the 1995-96 team ... LSU is on pace to right at 200 treys made for only the fourth time since the shot was instituted in the late 1980s ... The LSU record for makes in a season is 215 by the 2002-03 team ... LSU has 174 treys entering the Georgia game.

In the Arizona State (11/21) game, LSU's 33 attempts was just seven shy of the school record for attempts ... In fact, Marcus Thornton's 12 attempts in that game was the first time anyone had attempted more than 10 three-pointers in a game since Torris Bright in 2002 ... Against Oregon State (12/22), Thornton's six makes was the first time someone made at least six attempts since Antonio Hudson against Louisiana-Lafayette in November 2004 ... He equaled that in the first Auburn game (1/15) and now has taken that to another level with his eight makes at Auburn (1/30).

For the season, LSU is hitting at 31.8 percent (174-of-548) ... LSU hit 10 treys at Auburn (1/30), the fourth time LSU was in double figures from the arc (11 vs. Oklahoma State 11/19; 12 vs. Arizona State, 11/21; and 10 versus Oregon State (12/22) and Auburn (1/30)) ... For the season, opponents are making 6.7 a game and 34.2 percent (181-of-529).

## Rebounding

The rebound totals have stabilized a bit for LSU after recovering from a nine-game stretch earlier in the year in which it was outrebounded every game by a combined 85 boards ... LSU, in winning, was handled on the board as Florida (2/13) out rebounded LSU, 39-22 and 18-5 on the offensive boards ... LSU out rebounded Ole Miss (2/23) by a 51-46 total, the second time this year LSU has grabbed 50 rebounds in a contest and came back and had a dominant night on the boards in the South Carolina win (2/27), out rebounding the Gamecocks, 44-28 ... LSU's defensive rebound total (31) was more than the total rebounds for the Gamecocks.

The Wichita game in December was the first time an opponent had recorded 50 rebounds against LSU since the Wyoming game of Jan. 2001.

In past years, LSU's out rebounding opponents has been a key component in LSU winning: 21-5 when having the most boards in 2006 and 16-6 a year ago ... The Tigers have won 158 of 191 games (82.7 percent) since 1997 when out rebounding the opponent ... LSU has averaged more rebounds than the opponents in each of the last 10 seasons.

With LSU winning against Florida (2/13) in score, but down in rebounding, it marked the fifth time in 17 games that LSU has won this year when outrebounded and the 34th time in 134 games since 1997 that LSU has won when out rebounded.

LSU is averaging 35.6 boards a game, while giving up 37.7 rebounds a game.

LSU is -68 to the opponents in offensive rebounds with opponents having kept possessions alive 370 times, compared to 302 for the Tigers.

## More On Free Throw Percentage

The Tigers have had good success at the free throw line this year and at this point in the season the percentage of 73.9 is the second best in the league and the 36th in the nation ... LSU is 326-of-441 topped by the 38-of-44 by Chris Johnson (86.4 percent) and the 76-of-90 of Marcus Thornton (84.4 percent).

In conference play, LSU's worst hiccup was in the first Ole Miss game (1/12) when LSU made just 7-of-15 (46.7 percent), the first time LSU was below 50 percent in a game since the 2006 national semifinals against UCLA ... LSU is at 75.3 percent in league games (146-of-194), the best in the league in SEC play.

One problem for the Tigers in the Tennessee (2/9) loss was that LSU could only get to the free throw line a grand total of four times, one of the fewest times LSU has gotten to the line in modern times.

Last season, the Tigers hit 70 percent at the free throw line, making 403-of-572 free throws during the 32-game season ... It was just the second time since 1997 that an LSU team made 70 percent of their free throws and just missed the top 10 for school all-time free throw percentage marks.

LSU's present free throw percentage, if the season ended today, would be the third best in school history.

## NBA Playing With Five Former Tigers On Rosters

The National Basketball Association presently has five former LSU Tigers on its rosters although some of their locations have changed in the last several weeks:

**Brandon Bass -- 3rd yr -- Dallas Mavericks (first year after two with New Orleans)**

**Glen Davis -- rookie year -- Boston Celtics (2nd round pick by Seattle, traded to Boston)**

**Shaquille O'Neal - 16th yr - Traded to Phoenix (4th team after Orlando, LA, Miami)**

**Stromile Swift -- 8th year - Traded to N.J. (drafted 3rd by Vancouver/Memphis, Houston, Memphis)**

**Tyrus Thomas -- 2nd yr -- Chicago Bulls (4th pick 2006 by Portland, traded to Chicago)**

## Tigers Sign Four On First Day Of Fall Signing Period

The LSU Athletics Department announced on Wednesday that four student-athletes have signed national letters-of-intent with the LSU men's basketball team. Signing with the

## CAREER RECORDS

### LSU ASSIST LEADERS

1. Kenny Higgs	1974-78	645
2. Ethan Martin	1977-81	638
3. Torris Bright	2000-03	544
4. Pete Maravich	1967-70	425
5. Derrick Taylor	81-82; 83-86	401
6. Mike Darnall	1972-75	399
7. Darrel Mitchell	2002-06	367
8. Garrett Temple	active	333

### LSU STEAL LEADERS

1. Clarence Ceasar	1991-95	310
2. Ethan Martin	1977-81	279
3. Torris Bright	2000-03	246
4. Darrel Mitchell	2002-06	219
5. Derrick Taylor	81-82; 83-86	207
6. Jerry Reynolds	1982-85	194
7. Darryl Joe	1986-88	173
8. Jermaine Williams	1998-02	154
9. Leonard Mitchell	1980-84	151
10. Vernel Singleton	1988-92	136
10. Johnny Jones	1980-84	136
--		
xx. Garrett Temple	active	125

### LSU BLOCK LEADERS

1. Shaquille O'Neal	1989-92	412
2. Stromile Swift	1998-00	130
3. Glen Davis	2004-07	110
4. Brandon Bass	2003-05	104
5. Jose Vargas	1984-88	100
6. Tyrus Thomas	2005-06	99
7. Lionel Green	1975-79	94
8. Jaime Lloreda	2002-04	89
9. Garrett Temple	active	87

## 20-POINT GAMES

38-Marcus Thornton, at Auburn (1/30)

27-Marcus Thornton, at Vandy (1/19)  
27-Marcus Thornton, vs. Auburn (1/16)  
27-Marcus Thornton, vs. SE La. (11/12)

25-Marcus Thornton, at Ole Miss (1/12)

24-Anthony Randolph, vs. Kentucky (2/16)  
24-Anthony Randolph, vs. Southern (11/30)  
24-Marcus Thornton, vs. Nicholls (11/28)  
24-Marcus Thornton vs. McNeese (11/14)

22-Anthony Randolph, at Florida (2/13)  
22-Marcus Thornton, at Alabama (2/2)  
22-Marcus Thornton vs. NW State (12/15)  
22-Marcus Thornton vs Southern (11/30)

21-A. Randolph, at Auburn (1/30)  
21-A. Randolph, vs. Nicholls (11/28)  
21-A. Randolph, vs. Arizona State (11/30)

20-A. Randolph at South Carolina (2/27)  
20-Marcus Thornton, at Florida (2/13)  
20-Marcus Thornton, vs. Arkansas (1/26)  
20-Marcus Thornton, vs. Ore. St. (12/22)  
20-Chris Johnson, vs. Southern (11/30)  
20-Marcus Thornton vs. Okla St. (11/19)

## Single Season Records

### **LSU BLOCK LEADERS**

1. Shaquille O'Neal	1991-92	157
2. Shaquille O'Neal	1990-91	140
3. Shaquille O'Neal	1989-90	115
4. Tyrus Thomas	2005-06	99
5. Stromile Swift	1999-00	95
6. Anthony Randolph	2007-08	64
7. Jaime Lloreda	2002-03	61
7. Lionel Green	1978-79	61
9. Stanley Roberts	1989-90	60
10. Brandon Bass	2003-04	56
---		
** Chris Johnson	2007-08	50

### **LSU 3 PT FIELD GOALS MADE**

1. Anthony Wilson	1986-87	95
2. Chris Jackson	1989-90	88
3. Chris Jackson	1988-89	84
4. Darrel Mitchell	2005-06	82
5. Torris Bright	2001-02	76
6. Ronnie Henderson	1993-94	72
6. Marcus Thornton	2007-08	72

### **LSU TEAM BLOCK LEADERS**

1. 2005-06	236
2. 1989-90	225
3. 1991-92	206
4. 1990-91	198
5. 1999-00	180
<b>6. 2007-08</b>	<b>168</b>

### **LSU TEAM FT PCT. LEADERS**

1. 1988-89	.770
2. 1985-86	.750
<b>3. 2007-08</b>	<b>.739</b>
4. 1963-64	.737
5. 2004-05	.730
6. 1969-70	.727
7. 1972-73	.720
8. 1984-85	.714
8. 1967-68	.714
10. 1979-80	.710

Tigers were:

**J'Mison Morgan - Dallas (Texas) South Oak Cliff High - 6-10 center**  
**Storm Warren - Monroe (La.) Richwood High School - 6-6 forward**  
**Delwan Graham - Dunwoody (Ga.) High School - 6-7 small forward**  
**Dennis Harris - Jonesboro (Ga.) Mundy's Mills High School - 6-10 combo forward**

Morgan is rated No. 23 in the country by Rivalshoops.com and 29th by Scoutshoops.com after averaging 13 points, nine rebounds and five blocks per game last season. He was the District 14-4A defensive MVP and was named first-team Class 4A All-State by the Texas Association of Basketball Coaches ... Warren, ranked the 31st best power forward in the country by Scoutshoops.com, averaged 22.3 points, 18.1 rebounds and nine blocks a contest last year for Richwood as the Rams advanced to the Class 3A state semifinals. He was a first team All-State selection by the Louisiana Sports Writers Association ... Delwan Graham, ranked 68th in the country by Scoutshoops.com, averaged 18.6 points per game and 11 rebounds in earning first team Class 3A All-State honors by the Georgia Coaches Association. Dunwoody was 27-4 last season after winning the state crown in Graham's sophomore season ... Harris' Mundy Mills team is 60-24 the last three seasons, with three consecutive playoff appearances, including a regional championship and a trip to the Class 5A state tournament in 2007. The 3-star Rivalshoops.com and Scoutshoops.com player averaged 19 points and 11 rebounds in earning an honorable mention All-Metro by the Atlanta Journal Constitution. He scored a 1300 on the SAT and carries a 3.7 GPA.

Earlier this week, Monroe's Warren had the rare quadruple double against Green Oaks as the Richwood prep star had 27 points, 10 blocks, 10 assists and 17 rebounds.

### **Next - The Final Home Game; All-Decade Teams To Be Announced**

The Tigers will close out the home schedule on Wednesday night at 7 p.m. against the University of Alabama ... Cox Sports TV will use their one exception that they are allowed and will televise the game live in the CST viewing area ... The game will also be available on the affiliates of the LSU Sports Radio Network ... Tickets are on sale online at LSUsports.net ... Tickets are \$14 for adults and \$5 for youth (ages 3-12).

The 10-man all-decade teams for the 1940s through 2000s will be announced Wednesday night in the game program and on the video boards during the course of the game.

# The Last Time LSU ...

## ALL GAMES

### Scoring

Less Than 50 points .....	45 -- vs. Tennessee (45-47), 2/9/08
50-59 points .....	52 -- vs. Arkansas (52-68), 1/26/08
60-69 points .....	62 -- at South Carolina (62-55), 2/27/08
70-79 points .....	72 -- at Alabama (72-81), 2/2/08
80-89 points .....	85 -- at Florida (85-73), 2/13/08
90-99 points .....	92 -- vs. Miss. Valley (92-58), 12/28/06
100 or more points .....	104 -- vs. Nicholls State (104-57), 11/21/05

### Opponents Scoring

Less than 50 points .....	49 -- by Ole Miss (49-69), 2/23/08
50-59 points .....	55 -- by South Carolina (55-62), 2/27/08
60-69 points .....	67 -- by Kentucky (67-63), 2/16/08
70-79 points .....	73 -- by Florida (73-85), 2/13/08
80-89 points .....	87 -- by Arkansas (87-61), 2/20/08
90-99 points .....	92 -- by Vanderbilt (92-76), 1/19/08
100 or more points .....	101 -- by Ohio State (101-113), 1-15-05

### Field Goal Percentage

Shot 20-29 percent .....	29.0 -- vs. Arkansas (20-69), 1/26/08
Shot 30-39 percent .....	38.1 -- vs. Ole Miss (24-63), 2/23/08
Shot 40-49 percent .....	40.7 -- at South Carolina (22-54), 2/27/08
Shot 50-59 percent .....	50.8 -- at Auburn (31-61), 1/30/08
Shot 60-69 percent .....	60.0 -- at Florida (33-55), 2/13/08
Shot 70 percent or above .....	70.3 -- vs. Centenary (45-64), 1-15-03

### Opponents Field Goal Percentage

Shot 20-29 percent .....	26.8 -- by Ole Miss (19-71), 2/23/08
Shot 30-39 percent .....	34.4 -- by South Carolina (22-64), 2/27/08
Shot 40-49 percent .....	46.2 -- by Florida (30-65), 2/13/08
Shot 50-59 percent .....	52.4 -- by Arkansas (33-63), 2/20/08
Shot 60-69 percent .....	60.0 -- by W. Va. (33-55), 11-27-04

### Three-Point FG Percentage

Shot less than 10 percent .....	0.0 -- vs. UCLA (NCAA FF) (0-6), 4/1/06
Shot 10-19 percent .....	15.9 -- vs. Tennessee (3-20), 2/9/08
Shot 20-29 percent .....	23.5 -- at South Carolina (4-17), 2/27/08
Shot 30-39 percent .....	36.8 -- vs. Ole Miss (7-19), 2/23/08
Shot 40-49 percent .....	45.0 -- at Florida (9-20), 2/13/08
Shot 50-59 percent .....	57.1 -- at Ole Miss (4-7), 2/14/07
Shot 60 percent or more .....	63.6 -- vs. Georgia (7-11), 1/25/06

### Opponents Three-Point FG Percentage

Shot less than 10 percent .....	7.1 -- by Georgia (1-14), 1/25/06
Shot 10-19 percent .....	18.2 -- by South Carolina (4-22), 2/27/08
Shot 20-29 percent .....	22.7 -- by Ole Miss (5-22), 2/23/08
Shot 30-39 percent .....	33.3 -- by Florida (9-27), 2/13/08
Shot 40-49 percent .....	47.8 -- by Arkansas (11-23), 2/20/08
Shot 50-59 percent .....	50.0 -- by Kentucky (7-14), 2/16/08
Shot 60 percent or more .....	66.7 -- by Arkansas (10-15), 1/26/08

### Free Throw Percentage

Shot less than 50 percent .....	46.7 -- at Ole Miss (7-15), 1/12/08
Shot 50-59 percent .....	57.7 -- at Arkansas (15-26), 2/20/08
Shot 60-69 percent .....	66.7 -- at Florida (10-15), 2/13/08
Shot 70-79 percent .....	75.0 -- at Auburn (9-12), 1/30/08
Shot 80-89 percent .....	82.4 -- vs. Ole Miss (14-17), 2/23/08
Shot 90-99 percent .....	95.5 -- at Alabama (21-22), 2/2/08
Shot 100 percent .....	100.0 -- at South Carolina (14-14), 2/27/08

### Rebounds

Had 20-29 rebounds .....	22 -- at Florida, 2/13/08
Had 30-39 rebounds .....	34 -- at Arkansas, 2/20/08
Had 40-49 rebounds .....	44 -- at South Carolina, 2/27/08
Had 50-59 rebounds .....	51 -- vs. Ole Miss, 2/23/08
Had 60 or more rebounds .....	60 -- vs. Troy State, 12-22-98

### Opponent Rebounds

Less than 20 rebounds .....	19 -- by South Carolina, 1-12-05
20-29 rebounds .....	28 -- by South Carolina, 2/27/08
30-39 rebounds .....	38 -- by Arkansas, 2/20/08
40-49 rebounds .....	46 -- by Ole Miss, 2/23/08
50-59 rebounds .....	50 -- by Wichita State, 12/19/07

### Assists

Less than 5 assists .....	4 -- vs. Miss. State, 1/9/08
5-10 assists .....	6 -- at South Carolina, 2/27/08
11-15 assists .....	13 -- vs. Ole Miss, 2/23/08
16-20 assists .....	19 -- at Florida, 2/13/08
21-25 assists .....	21 -- vs. Miss. Valley, 12/28/06
26-30 assists .....	26 -- vs. ULM, 11/19/06
31 or more assists .....	33 -- vs. Georgia State, 12-28-94

### Opponent Assists

Less than 5 assists .....	4 -- by Southern, 11/30/07
5-10 assists .....	10 -- by Ole Miss, 2/23/08
11-15 assists .....	13 -- by South Carolina, 2/27/08
16-20 assists .....	18 -- by Arkansas, 2/20/08
21-25 assists .....	21 -- by Vanderbilt, 1/19/08
26-30 assists .....	28 -- by Fresno State, 11-26-97
31 or more assists .....	33 -- by Kentucky, 1-16-96

### Blocks

0 blocks .....	0 -- vs. Auburn, 1/16/08
1-5 blocks .....	4 -- at Arkansas, 2/20/08
6-10 blocks .....	9 -- at South Carolina, 2/27/08
11-15 blocks .....	12 -- vs. Ole Miss, 2/23/08
16 or more blocks .....	16 -- vs. Texas, 1-2-90

### Opponent Blocks

0 blocks .....	0 -- by Nicholls, 11/28/07
1-5 blocks .....	4 -- by South Carolina, 2/27/08
6-10 blocks .....	7 -- by Arkansas, 1/26/08
11-15 blocks .....	11 -- by UConn, 1/6/07

### Steals

0 steals .....	0 -- vs. Georgia Tech, 3-17-90
1-5 steals .....	3 -- at South Carolina, 2/27/08
6-10 steals .....	8 -- vs. Kentucky, 2/16/08
11-15 steals .....	12 -- vs. Northwestern State, 12/15/07
16 or more steals .....	22 -- vs. Arkansas, 2-17-01

### Opponent Steals

0 steals .....	0 -- by Florida, 2/19/05
1-5 steals .....	5 -- by Ole Miss, 2/23/08
6-10 steals .....	9 -- vs. South Carolina, 2/27/08
11-15 steals .....	13 -- by Tennessee, 2/9/08
16 or more steals .....	16 -- by Miami (Fla.), 12-27-01

# The Last Time An LSU Player..

## ALL GAMES

Scored 20-24 points .....	20, Anthony Randolph, at South Carolina, 2/27/08
Scored 25-29 points .....	27 Marcus Thornton, at Vanderbilt, 1/19/08
Scored 30-34 points .....	32 Darrel Mitchell, vs. Ohio State, 1-15-05
Scored 35-39 points .....	38 Marcus Thornton, at Auburn, 1/30/08
Scored 40-45 points .....	40 Ronnie Henderson, vs. Alabama, 2-11-95
Scored 45-49 points .....	46 Chris Jackson, vs. Vanderbilt, 2-18-90
Scored 50-54 points .....	51 Chris Jackson, vs. Texas, 1-2-90
Scored 55-59 points .....	55 Chris Jackson, vs. Ole Miss, 3-4-89
Scored 60 or more.....	64 Pete Maravich, vs. Kentucky, 2-21-70
Scored double figures in 5 straight games.....	5 Anthony Randolph, x/xx/08 to 2/27/08
Scored double figures in 10 straight games.....	10 Marcus Thornton, 1/5/08 to 2/13/08
Scored double figures in 15 straight games.....	48 Glen Davis, 3/5/05 to 12/17/06
Scored double figures in 20 straight games.....	48 Glen Davis, 3/5/05 to 12/17/06
Scored double figures in 25 straight games.....	48 Glen Davis, 3/5/05 to 12/17/06
Scored double figures in 30 straight games.....	48 Glen Davis, 3/5/05 to 12/17/06
Scored double figures in 35 straight games.....	48 Glen Davis, 3/5/05 to 12/17/06
Scored double figures in 40 straight games.....	48 Glen Davis, 3/5/05 to 12/17/06
Scored double figures in 45 or more straight game .....	48 Glen Davis, 3/5/05 to 12/17/06
Scored 20 points or more in 2 straight games .....	2 Anthony Randolph, 22 at Florida (2/13/08); 24 vs. Kentucky (2/16/08)
Scored 20 points or more in 3 straight games .....	3 Marcus Thornton, 20 vs. Arkansas, (1/26/08); 38 at Auburn (1/30/08); 22 at Alabama (2/2/08)
Scored 20 points or more in 4 straight games .....	4 Marcus Thornton, 27 at Vandy (1/19/08); 20 vs. Arkansas (1/26/08); 38 at Auburn (1/30/08); 22 at Alabama (2/2/08)
Scored 20 points or more in 5 straight games .....	6 Marcus Thornton, 25 at Ole Miss (1/12/08); 27 vs. Auburn (1/16/08); 27 at Vandy (1/19/08); 20 vs. Arkansas (1/26/08); 38 at Auburn (1/30/08); 22 vs. Alabama (2/2/08)
Scored 30 points or more in consecutive games.....	3 Ronnie Henderson, 40 vs. Alabama, 2-11-95; 30 vs. Ole Miss, 2-15-95; 33 vs. Georgia, 2-18-95
Made 10-14 field goals in a game.....	10 Anthony Randolph, at Florida, 2/13/08
Made 15 or more field goals in a game .....	18 Shaquille O'Neal, vs. Northern Arizona, 12-28-91
Attempted 15-19 field goals in a game.....	17 Anthony Randolph, at South Carolina, 2/27/08
Attempted 20-24 field goals in a game.....	23 Marcus Thornton, at Auburn, 1/30/08
Attempted 25-29 field goals in a game.....	25 Ronnie Henderson, vs. Nicholls State, 1-23-96
Attempted 30 or more field goals in a game .....	34 Ronnie Henderson, vs. Oklahoma State, 12-20-94
Made 5 three pointers in a game .....	5 Terry Martin, vs. Auburn, 1/13/07
Made 6-9 three pointers in a game.....	8 Marcus Thornton, at Auburn, 1/30/08
Made 10 or more three pointers in a game .....	10 Chris Jackson, vs. Tennessee, 2-10-90
Attempted 7 three pointers in a game .....	7 Marcus Thornton, at Florida, 2/13/08
Attempted 8-10 three pointers in a game.....	8 Marcus Thornton, at South Carolina, 2/27/08
Attempted 11 or more three pointers in a game .....	10 Marcus Thornton, vs. Ole Miss, 2/23/08
Had 10-14 rebounds .....	10 Anthony Randolph, at South Carolina, 2/27/08
.....	10 Chris Johnson, at South Carolina, 2/27/08
Had 15-19 rebounds .....	15 Chris Johnson, vs. Ole Miss, 2/23/08
Had 20 or more rebounds.....	21 Jaime Lloreda, vs. McNeese State, 11-24-03

# The Last Time An LSU Player...

## ALL GAMES

Had 10 or more rebounds in 2 straight games .....	2	Chris Johnson, 15 vs. Ole Miss, 2/23/08; 10 at South Carolina, 2/27/08 Anthony Randolph, 11, vs. Ole Miss, 2/23/08; 10 at South Carolina, 2/27/08
Had 10 or more rebounds in 3 straight games .....	3	Glen Davis, 13 at Tennessee, 2/7/07; 18 vs. Arkansas, 2/10/07; 10 at Ole Miss, 2/14/07
Had 10 or more rebounds in 4 straight games .....	4	Glen Davis, 10 at Miss. State, 2/3/07; 13 at Tennessee, 2/7/07; 18 vs. Arkansas, 2/10/07; 11 vs. Ole Miss, 2/14/07
Had 10 or more rebounds in 5 straight games .....	5	Glen Davis, 13 vs. Miss. State, 2/15/06; 11 at Auburn, 2/18/06; 11 at Vandy, 2/22/06; 15 vs. Kentucky, 2/25/06, 10 vs. S. Carolina, 2/28/06
Had 10 or more rebounds in 6 or more games .....	8	Glen Davis, 11 at Alabama, 2/4/06; 16 vs. Arkansas, 2/8/06; 15 at Florida, 2/11/06; 13 vs. Miss. State, 2/15/06; 11 at Auburn, 2/18/06; 11 at Vandy, 2/22/06; 15 vs. Kentucky, 2/25/06; 10 at S. Carolina, 2/28/06
Had 9 offensive rebounds in a game .....	9	Glen Davis, vs. Tennessee (SECT), 3/8/07
Had 10 defensive rebounds in a game.....	10	Chris Johnson, vs. Ole Miss, 2/23/08
Had 5-7 assists .....	6	Garrett Temple, at Arkansas, 2/20/08
Had 8-10 assists .....	8	Darrel Mitchell, vs. Kentucky, 2/25/06
Had 11-15 assists .....	12	Torris Bright, vs. McNeese State, 12-7-02
Had 16 or more assists .....	18	Randy Livingston, vs. George Mason, 12-3-94
Had 3-5 blocks in a game .....	4	Anthony Randolph, vs. Ole Miss, 2/23/08
Had 6-8 blocks in a game .....	5	Chris Johnson, vs. Ole Miss, 2/23/08
Had 9-10 blocks in a game .....	6	Chris Johnson, at South Carolina, 2/27/08
Had 11 or more blocks in a game .....	9	Tyrus Thomas, vs. Tennessee, 1/14/06
	11	Stromile Swift, vs. Alabama, 2-10-99
Had 3-5 steals in a game .....	3	Garrett Temple, at Arkansas, 2/20/08
Had 6-7 steals in a game .....	6	Darrel Mitchell, vs. McNeese State, 12/10/05
Had 8-9 steals in a game .....	8	Clarence Ceasar, vs. Auburn, 1-8-94
Had 10 or more steals in a game .....	10	Shawn Griggs, vs. Tennessee, 2-23-91
Had a double-double.....		Anthony Randolph, at South Carolina, 20 pts-10 reb., 2/27/08 Chris Johnson, at South Carolina, 13 pts-10 reb., 2/27/08
Had a double-double in 2 straight games .....		Anthony Randolph, vs. Ole Miss, 15 pts-11 reb., 2/23/08; at South Carolina, 20 pts-10 reb., 2/27/08 Chris Johnson, vs. Ole Miss, 12 pts-15 reb., 2/23/08; at South Carolina, 13 pts-10 reb., 2/27/08
Had a double-double in 3 or more straight games .....	3	Glen Davis, vs. Louisiana Tech, 23 pts-14 reb., 12/23/06; vs. Wright State, 26 pts-12 reb., 12/27/06; vs. Miss. Valley, 19 pts-13 reb., 12/28/06
Had a triple-double .....		Shaquille O'Neal, 26 pts-13 reb-11 blks, vs. BYU, 3-19-92
Played 40 minutes in a game .....	40	Chris Johnson, at South Carolina, 2/27/08
	40	Garrett Temple, at South Carolina, 2/27/08
Played 41-49 minutes in a game.....	42	Garrett Temple, vs. Tennessee (SECT), 3/8/07
Played 50 or more minutes in a game .....	54	Maurice Carter, vs. Alabama, 2-10-99

# Previous Game Boxscores

## Game 1 -- LSU 72, Southeastern Louisiana 62

11/12/07 7:00 pm at Maravich Center (Baton Rouge, LA)

### Southeastern Louisiana 1-1

Player	fg-a	3fg-a	ft-a	reb	pf	tp	a	to	blk	s	min
Span, Warrell, f	6-13	0-1	2-2	4	3	14	1	1	0	1	27
Green, Keyvn, f	4-14	1-5	0-0	4	3	9	0	2	0	0	30
Nance, Tavaris, f	4-9	0-2	3-6	3	5	11	4	1	0	3	35
Sullivan, Patrick, c	5-10	0-0	0-2	14	3	10	1	6	1	0	29
Nicks, Dekyron, g	3-8	2-6	3-4	1	4	11	0	1	0	2	37
Dunbar, Jeremy	2-4	1-3	0-0	0	0	5	0	1	0	0	16
Arnold, Daryl	1-3	0-2	0-0	3	0	2	0	1	0	0	12
Ndoumba, David	0-2	0-0	0-0	7	2	0	0	1	0	0	11
Austin, Howard	0-0	0-0	0-0	0	0	0	0	1	0	0	3
TEAM				2				1			
Totals.....	25-63	4-19	8-14	38	20	62	6	16	1	7	200

<b>TOTAL FG%</b>	<b>1st Half: 12-37 32.4%</b>	<b>2nd Half: 13-26 50.0%</b>	<b>Game: 39.7%</b>	<b>DB</b>
<b>3-Pt. FG%</b>	<b>1st Half: 2-8 25.0%</b>	<b>2nd Half: 2-11 18.2%</b>	<b>Game: 21.1%</b>	<b>REB.</b>
<b>F Throw %</b>	<b>1st Half: 4-8 50.0%</b>	<b>2nd Half: 4-6 66.7%</b>	<b>Game: 57.1%</b>	<b>4</b>

### LSU 1-0

Player	fg-a	3fg-a	ft-a	reb	pf	tp	a	to	blk	s	min
Mitchell, Tasmin, f	3-6	0-1	0-0	2	4	6	3	3	1	2	24
Randolph, A., f	7-11	1-2	4-6	13	2	19	2	2	6	4	33
Thornton, M. g	8-14	4-7	7-9	2	0	27	2	2	0	2	34
Martin, Terry, g	2-7	0-2	2-2	4	3	6	3	2	0	1	31
Temple, Garrett, g	0-1	0-1	0-2	1	3	0	1	2	0	0	09
Mason, Dameon	2-5	0-0	1-1	1	1	5	0	1	0	0	15
Spencer, Bo	3-3	1-1	0-0	1	1	7	2	2	0	1	21
Johnson, Chris	1-4	0-2	0-0	2	0	2	0	0	1	1	13
TEAM				3	1						
Totals.....	26-51	6-16	14-20	29	15	72	13	14	8	11	200

<b>TOTAL FG%</b>	<b>1st Half: 12-27 44.4%</b>	<b>2nd Half: 14-24 58.3%</b>	<b>Game: 51.0%</b>	<b>DB</b>
<b>3-Pt. FG%</b>	<b>1st Half: 3-9 33.3%</b>	<b>2nd Half: 3-7 42.9%</b>	<b>Game: 37.5%</b>	<b>REB.</b>
<b>F Throw %</b>	<b>1st Half: 3-3 100%</b>	<b>2nd Half: 11-17 64.7%</b>	<b>Game: 70.0%</b>	<b>4</b>

Officials: Ed Corbett, Bert Smith, Michael Stephens

Technical fouls: Southeastern Louisiana-None. LSU-TEAM.

Attendance: 8171

<b>Score by Periods</b>	<b>1st</b>	<b>2nd</b>	<b>Total</b>
Southeastern Louisiana	30	32	62
LSU	30	42	72

## Game 2 -- LSU 76, McNeese State 72

11/14/07 7:00 pm at Maravich Center (Baton Rouge, LA)

### McNeese State 0-2

Player	fg-a	3fg-a	ft-a	reb	pf	tp	a	to	blk	s	min
Lawrence, Rorey, f	2-7	1-4	0-0	4	2	5	2	3	1	4	34
Bradley, Jarvis, f	4-8	0-0	0-0	3	5	8	0	2	0	0	25
Penn, Kleon, f	3-5	0-0	0-0	3	2	6	1	0	4	2	25
Pichon, John, f	3-9	1-2	0-0	6	5	7	2	3	0	0	21
Ford, John, g	8-13	5-6	0-0	3	2	21	5	1	0	0	37
Kapelan, Diego	5-13	5-10	0-0	3	0	15	0	0	0	0	25
Martin, Stephan	0-1	0-0	0-0	1	0	0	0	0	0	0	3
Collins, C.J.	0-0	0-0	0-0	0	1	0	0	0	0	0	4
Wardell, Aldryan	3-6	0-0	4-4	4	5	10	0	4	0	1	21
Robinson, Anthony	0-1	0-1	0-0	0	0	0	0	0	0	0	2
Alawoya, P.J.	1-1	0-0	0-0	1	0	2	0	0	0	0	3
David, Preston	0-0	0-0	0-0	0	0	0	0	0	0	0	0+
TEAM				3				1			
Totals.....	29-64	12-23	4-6	31	22	74	10	14	5	7	200

<b>TOTAL FG%</b>	<b>1st Half: 12-31 38.7%</b>	<b>2nd Half: 17-33 51.5%</b>	<b>Game: 45.3%</b>	<b>DB</b>
<b>3-Pt. FG%</b>	<b>1st Half: 6-12 50.0%</b>	<b>2nd Half: 6-11 54.5%</b>	<b>Game: 52.2%</b>	<b>Reb.</b>
<b>F Throw %</b>	<b>1st Half: 2-4 50.0%</b>	<b>2nd Half: 2-2 100%</b>	<b>Game: 66.7%</b>	<b>1</b>

### LSU 2-0

Player	fg-a	3fg-a	ft-a	reb	pf	tp	a	to	blk	s	min
Mitchell, Tasmin, f	4-13	0-4	8-10	14	2	16	3	4	0	4	36
Randolph, A. f	5-9	0-1	2-4	7	3	12	3	2	1	2	29
Johnson, Chris c	2-4	0-1	0-0	3	3	4	1	2	6	0	26
Thornton, M. g	8-16	2-8	6-7	3	1	24	2	3	1	1	37
Martin, Terry g	5-10	1-3	0-2	5	0	11	2	2	1	1	30
Spencer, Bo	0-0	0-0	2-2	1	0	2	0	1	0	0	12
Temple, Garrett	3-4	0-1	3-4	2	2	9	2	0	2	1	30
TEAM				3							
Totals.....	27-56	3-18	21-29	38	11	78	13	14	11	9	200

<b>TOTAL FG%</b>	<b>1st Half: 11-25 44.0%</b>	<b>2nd Half: 16-31 51.6%</b>	<b>Game: 48.2%</b>	<b>DB</b>
<b>3-Pt. FG%</b>	<b>1st Half: 0-8 0.0%</b>	<b>2nd Half: 3-10 30.0%</b>	<b>Game: 16.7%</b>	<b>REB.</b>
<b>F Throw %</b>	<b>1st Half: 10-12 83.3%</b>	<b>2nd Half: 11-17 64.7%</b>	<b>Game: 72.4%</b>	<b>4</b>

Officials: Tony Greene, Bruce Benedict, Antinio Petty

Technical fouls: McNeese State-Bradley, Jarvis. LSU-Mitchell, Tasmin.

Attendance: 7891

<b>Score by Periods</b>	<b>1st</b>	<b>2nd</b>	<b>Total</b>
McNeese State	32	42	74
LSU	32	46	78

## Game 3 -- Oklahoma State 83, LSU 77 (First-Round EA Sports Maui Invitational)

11-19-07 12 p.m. at Lahaina Civic Center, Maui, Hawaii

### LSU 2-1

Player	fg-a	3fg-a	ft-a	reb	pf	tp	a	to	blk	s	min
Mitchell, Tasmin f	0-2	0-0	0-0	1	2	0	0	2	0	1	6
Randolph, A. f	2-5	0-1	1-2	5	4	5	2	5	3	0	26
Johnson, Chris, c	8-9	3-4	0-0	5	2	19	1	7	0	0	37
Thornton, M. g	6-14	2-6	6-6	3	3	20	1	0	1	1	31
Martin, Terry, g	2-9	1-6	0-0	6	3	5	0	2	0	0	24
Spencer, Bo	3-6	2-3	2-2	1	2	10	4	4	0	1	25
Temple, Garrett	4-7	3-5	6-6	3	4	17	5	4	1	1	34
Green, Garrett	0-1	0-0	1-2	2	5	1	1	2	2	1	17
TEAM				5							
Totals.....	25-53	11-25	16-18	31	25	77	14	26	7	5	200

<b>TOTAL FG%</b>	<b>1st Half: 7-23 30.4%</b>	<b>2nd Half: 18-30 60.0%</b>	<b>Game: 47.2%</b>	<b>DB</b>
<b>3-Pt. FG%</b>	<b>1st Half: 3-10 30.0%</b>	<b>2nd Half: 8-15 53.3%</b>	<b>Game: 44.0%</b>	<b>REB</b>
<b>F Throw %</b>	<b>1st Half: 7-8 87.5%</b>	<b>2nd Half: 9-10 90.0%</b>	<b>Game: 88.9%</b>	<b>0</b>

### OKLAHOMA STATE 2-1

Player	fg-a	3fg-a	ft-a	reb	pf	tp	a	to	blk	s	min
Dove, Marcus f	5-9	2-3	0-0	5	3	12	2	2	1	1	39
Thomas, I. f	6-9	2-3	1-1	3	5	15	0	4	1	1	22
Harris, Terrel f	6-11	3-4	9-10	7	2	24	1	1	0	4	36
Muonelo, Obi, g	1-5	0-3	0-0	2	2	2	4	6	0	3	29
Anderson, James g	8-16	2-7	7-9	3	1	25	2	1	1	2	35
Eaton, Byron	0-2	0-0	2-2	3	4	2	3	3	0	1	17
Brown, Anthony	1-3	0-0	0-0	3	4	2	0	0	0	0	10
Adams, Martavius	0-3	0-0	0-0	2	0	0	0	0	0	0	8
Sidorakis, Nick	0-0	0-0	0-0	0	0	0	0	1	0	0	3
Moses, Marshall	0-0	0-0	1-2	1	0	1	0	0	0	0	1
TEAM				3							
Totals.....	27-58	9-20	20-24	32	21	83	12	18	3	12	200

<b>TOTAL FG%</b>	<b>1st Half: 16-34 47.1%</b>	<b>2nd Half: 11-24 45.8%</b>	<b>Game: 46.6%</b>	<b>DB</b>
<b>3-Pt. FG%</b>	<b>1st Half: 5-11 45.5%</b>	<b>2nd Half: 4-9 44.4%</b>	<b>Game: 45.0%</b>	<b>REB</b>
<b>F Throw %</b>	<b>1st Half: 5-8 62.5%</b>	<b>2nd Half: 15-16 93.8%</b>	<b>Game: 83.3%</b>	<b>2</b>

Officials: Ed Hightower, Terry Wymer, John Hughes

Technical fouls: Louisiana State-None. OKLAHOMA STATE-None.

Attendance: 2500

<b>Score by Periods</b>	<b>1st</b>	<b>2nd</b>	<b>Total</b>
LSU	24	53	77
OKLAHOMA STATE	42	41	83

## Game 4 -- LSU 78, Chaminade 72 (Consolation Semifinals -- EA Sports Maui Invitational)

11-20-07 8:30 a.m. at Lahaina Civic Center, Maui, Hawaii

### LSU 3-1

Player	fg-a	3fg-a	ft-a	reb	pf	tp	a	to	blk	s	min
Randolph, A. f	9-14	0-0	3-4	9	2	21	2	4	2	1	32
Johnson, Chris, c	8-15	0-1	2-3	11	1	18	1	1	3	1	34
Thornton, M. g	2-12	0-4	0-2	2	3	4	0	1	1	2	29
Martin, Terry, g	5-12	3-8	0-1	7	3	13	1	1	3	1	33
Temple, Garrett, g	3-7	1-3	2-4	4	2	9	4	2	1	3	35
Spencer, Bo	4-6	4-6	0-0	3	2	11	2	2	1	0	23
Green, Garrett	1-2	0-0	0-0	4	0	2	1	0	0	0	14
Farrer, Alex	0-0	0-0	0-0	0	0	0	1	0	0	0	0+
TEAM				1							
Totals.....	32-68	7-21	7-14								

**Game 5 -- Arizona State 87, LSU 84 (OT) (5th place game -- EA Sports Maui Invitational)**  
 11-21-07 9 a.m. at Lahaina Civic Center, Maui, Hawaii

LSU 3-2	Player	fg-a	3fg-a	ft-a	reb	pf	tp	a	to	blk	s	min
	Randolph, A. f	8-14	0-2	5-6	7	2	21	1	0	2	1	34
	Johnson, Chris c	4-5	1-1	2-2	5	5	11	1	5	2	1	21
	Thornton, M. g	7-19	4-12	0-0	12	4	18	1	5	0	1	40
	Martin, Terry g	1-8	1-7	0-0	2	2	3	3	3	0	0	27
	Temple, Garrett, g	2-4	1-2	6-6	5	4	11	7	4	1	1	40-
	Spencer, Bo	5-9	4-8	0-0	2	3	14	3	2	0	0	34
	Green, Garrett	1-1	0-0	0-0	0	4	2	0	0	0	0	7
	Farrer, Alex	1-2	1-1	1-2	1	1	4	2	1	0	0	22
	TEAM				3							
	Totals.....	29-62	12-33	14-16	37	25	84	18	20	5	4	225

<b>TOTAL FG%</b>	<b>1st Half: 14-32 43.8%</b>	<b>2nd Half: 13-25 52.0%</b>	<b>Game: 46.8%</b>	<b>DB</b>
<b>3-Pt. FG%</b>	<b>1st Half: 6-20 30.0%</b>	<b>2nd Half: 5-11 45.5%</b>	<b>Game: 36.4%</b>	<b>REB.</b>
<b>F Throw %</b>	<b>1st Half: 6-6 100%</b>	<b>2nd Half: 7-8 87.5%</b>	<b>Game: 87.5%</b>	<b>0</b>

Arizona State 2-1	Player	fg-a	3fg-a	ft-a	reb	pf	tp	a	to	blk	s	min
	Pendergraph, J. f	11-15	0-0	3-5	10	3	25	1	3	1	1	34
	Abbott, Ty, g	2-9	1-6	0-0	5	4	5	3	0	0	1	31
	McMillan, J. g	0-1	0-0	0-0	0	2	0	5	2	0	0	12
	Harden, James, g	6-16	0-3	11-14	6	3	23	3	1	2	2	37
	Shipp, Jerren, g	1-5	1-4	1-2	4	2	4	0	1	0	1	39
	Atuahene, Antwi	1-1	1-1	0-0	2	0	3	0	1	0	1	11
	Boateng, Eric	4-5	0-0	1-4	3	2	9	0	2	1	0	10
	Glasser, Derek	2-3	0-1	3-4	1	0	7	3	2	0	2	33
	Polk, Christian	4-7	3-6	0-0	2	2	11	0	2	0	1	18
	TEAM				1							
	Totals.....	31-62	6-21	19-29	34	18	87	15	14	4	9	225

<b>TOTAL FG%</b>	<b>1st Half: 16-29 55.2%</b>	<b>2nd Half: 13-27 48.1%</b>	<b>Game: 50.0%</b>	<b>DB</b>
<b>3-Pt. FG%</b>	<b>1st Half: 6-13 46.2%</b>	<b>2nd Half: 0-7 0.0%</b>	<b>Game: 28.6%</b>	<b>REB.</b>
<b>F Throw %</b>	<b>1st Half: 5-9 55.6%</b>	<b>2nd Half: 9-14 64.3%</b>	<b>Game: 65.5%</b>	<b>5</b>

Officials: Mark Whitehead, John Hughes, Kevin Brill  
 Technical fouls: Louisiana State-None. ARIZONA STATE-None.  
 Attendance: 2500  
**Score by Periods**

	1st	2nd	OT	Total
Louisiana State	40	38	6	84
ARIZONA STATE	43	35	9	87

**Game 6 -- LSU 68, Nicholls State 41**  
 11/28/07 7:00 pm at Maravich Center (Baton Rouge, LA)

Nicholls State 1-6	Player	fg-a	3fg-a	ft-a	reb	pf	tp	a	to	blk	s	min
	Bathie, Ryan, f	4-9	2-6	1-3	3	2	11	2	2	0	1	31
	Czepil, Michael, g	4-11	2-8	0-0	3	3	10	2	1	0	4	35
	Payne, Justin, g	3-7	1-2	1-2	3	2	8	1	2	0	0	24
	Friend, Dominic, g	0-6	0-2	0-0	2	2	0	2	7	0	1	23
	Gray, Adonis,	1-5	0-0	1-2	5	1	3	1	3	0	2	21
	Boyce, Mitch	1-2	0-0	0-2	1	1	2	1	0	0	0	7
	Shanks, Reggie	1-2	0-0	0-0	1	0	2	0	0	0	0	4
	Verner, Gil	1-4	0-3	0-0	2	2	2	0	1	0	2	15
	Carter, Kellan	1-1	0-0	0-1	3	3	2	0	0	0	4	19
	Bose, Anatoly	0-5	0-3	1-2	2	0	1	1	2	0	0	17
	Paige, Chris	0-1	0-0	0-2	0	0	0	0	1	0	0	4
	TEAM				3							
	Totals.....	16-53	5-24	4-14	28	16	41	10	19	0	14	200

<b>TOTAL FG%</b>	<b>1st Half: 7-22 31.8%</b>	<b>2nd Half: 9-31 29.0%</b>	<b>Game: 30.2%</b>	<b>DB</b>
<b>3-Pt. FG%</b>	<b>1st Half: 4-11 36.4%</b>	<b>2nd Half: 1-13 7.7%</b>	<b>Game: 20.8%</b>	<b>REB</b>
<b>F Throw %</b>	<b>1st Half: 1-7 14.3%</b>	<b>2nd Half: 3-7 42.9%</b>	<b>Game: 28.6%</b>	<b>5</b>

LSU 4-2	Player	fg-a	3fg-a	ft-a	reb	pf	tp	a	to	blk	s	min
	Randolph, A. f	3-6	0-1	0-0	7	2	6	1	2	3	3	21
	Johnson, Chris c	5-7	0-1	6-6	6	2	16	0	3	3	1	24
	Thornton, M. g	9-15	4-8	2-3	6	1	24	1	2	1	0	35
	Martin, Terry g	2-4	0-1	0-0	2	2	4	1	3	1	0	21
	Temple, Garrett g	0-2	0-2	0-1	3	2	0	2	2	1	3	32
	Mason, Dameon	1-3	0-0	0-0	4	2	2	1	2	0	0	21
	Terrebonne, Greg	0-0	0-0	0-0	0	0	0	0	1	0	0	2
	Spencer, Bo	3-8	3-7	2-2	4	1	11	3	2	0	0	29
	Green, Garrett	2-3	0-0	0-1	5	0	4	0	2	0	0	7
	Farrer, Alex	0-0	0-0	1-2	1	1	1	1	2	0	0	8
	TEAM				1							
	Totals.....	25-48	7-20	11-15	39	13	68	10	21	9	7	200

<b>TOTAL FG%</b>	<b>1st Half: 11-22 50.0%</b>	<b>2nd Half: 14-26 53.8%</b>	<b>Game: 52.1%</b>	<b>DB</b>
<b>3-Pt. FG%</b>	<b>1st Half: 3-9 33.3%</b>	<b>2nd Half: 4-11 36.4%</b>	<b>Game: 35.0%</b>	<b>REB</b>
<b>F Throw %</b>	<b>1st Half: 6-8 75.0%</b>	<b>2nd Half: 5-7 71.4%</b>	<b>Game: 73.3%</b>	<b>2</b>

Officials: Tony Greene, JB Caldwell, Mike Roberts  
 Technical fouls: Nicholls State-None. LSU-None.  
 Attendance: 7704

**Score by Periods**

	1st	2nd	Total
Nicholls State	19	22	41
LSU	31	37	68

**Game 7 -- LSU 88, Southern 45**  
 11/30/07 7:00 pm at PMAC, Baton Rouge, LA

Southern University 1-4	Player	fg-a	3fg-a	ft-a	reb	pf	tp	a	to	blk	s	min
	DAVIS,Chris *	3-14	0-5	3-4	6	0	9	0	1	0	3	27
	HOLLIDAY,Joe *	0-6	0-4	0-0	2	0	0	1	1	0	1	26
	GUILLORY,Geri *	1-3	1-2	2-2	1	1	5	1	4	0	0	25
	JACK,Joseph *	1-6	0-1	1-2	3	2	3	0	1	1	1	19
	HONORE,Barry *	6-15	1-3	1-1	9	3	14	0	2	1	1	29
	WHITE,Brandon	0-0	0-0	1-2	2	0	1	1	0	0	1	4
	EKWEQZOR,Chike	0-0	0-0	0-4	0	1	0	0	0	2	0	11
	WILEY,Steffon	1-4	0-1	1-2	2	2	3	0	2	0	2	16
	INGRAM,Julius	1-3	0-0	1-2	1	0	3	0	0	0	0	8
	WILLIAMS,Jazz	1-4	1-3	0-0	1	0	3	0	1	0	0	14
	BYARS,Brandon	0-0	0-0	0-0	0	1	0	0	1	0	0	3
	SCOTT,Douglas	1-5	0-0	0-0	2	1	2	1	1	0	0	8
	DAVIS,Andre'	1-5	0-0	0-0	2	3	2	0	0	0	0	10
	TEAM				4							
	Totals.....	16-65	3-19	10-19	35	14	45	4	14	4	9	200

<b>TOTAL FG%</b>	<b>1st Half: 8-31 25.8%</b>	<b>2nd Half: 8-34 23.5%</b>	<b>Game: 24.6%</b>	<b>DB</b>
<b>3-Pt. FG%</b>	<b>1st Half: 2-11 18.2%</b>	<b>2nd Half: 1-8 12.5%</b>	<b>Game: 15.8%</b>	<b>REB.</b>
<b>F Throw %</b>	<b>1st Half: 3-6 50.0%</b>	<b>2nd Half: 7-13 53.8%</b>	<b>Game: 52.6%</b>	<b>4</b>

LSU 5-2	Player	fg-a	3fg-a	ft-a	reb	pf	tp	a	to	blk	s	min
	Randolph, A. f	10-14	1-2	3-5	11	1	24	1	3	5	0	26
	Johnson, Chris c	7-10	0-0	6-6	5	1	20	0	2	2	1	26
	Thornton, M. g	9-15	4-7	0-0	7	1	22	3	1	0	4	32
	Martin, Terry g	4-11	2-5	1-2	7	0	11	1	2	0	0	25
	Temple, Garrett g	1-2	0-1	1-2	4	3	3	3	1	0	1	24
	Mason, Dameon	1-4	0-0	0-0	4	4	2	2	0	0	1	15
	Terrebonne, Greg	1-3	0-0	0-0	0	0	2	2	0	0	0	2
	Spencer, Bo	0-3	0-3	0-0	1	3	0	6	2	0	1	26
	Green, Garrett	2-2	0-0	0-0	8	2	4	0	0	0	0	13
	Farrer, Alex	0-1	0-1	0-0	2	1	0	0	1	0	0	12
	TEAM				3							
	Totals.....	35-65	7-19	11-15	51	16	88	18	12	7	8	200

<b>TOTAL FG%</b>	<b>1st Half: 14-34 41.2%</b>	<b>2nd Half: 21-31 67.7%</b>	<b>Game: 53.8%</b>	<b>DB</b>
<b>3-Pt. FG%</b>	<b>1st Half: 2-11 18.2%</b>	<b>2nd Half: 5-8 62.5%</b>	<b>Game: 36.8%</b>	<b>REB</b>
<b>F Throw %</b>	<b>1st Half: 1-1 100%</b>	<b>2nd Half: 10-14 71.4%</b>	<b>Game: 73.3%</b>	<b>2</b>

Officials: CC- Anthony Jordan; R1-Antinio Petty, R2-Patrick Evans  
 Technical fouls: Southern University-None. LSU-None.  
 Attendance: 7719

**Score by Periods**

	1st	2nd	Total
Southern University	21	24	45
LSU	31	57	88

**Game 8 -- Villanova 68, LSU 67 (Pizza Hut Big East/SEC Invitational)**  
 12/06/07 9:30 PM at Wachovia Center (Villanova, Pa.)

Louisiana State (5-3)	Player	fg-a	3fg-a	ft-a	reb	pf	tp	a	to	blk	s	min
	Randolph, A. f	5-10	0-1	2-3	6	5	12	1	4	4	1	27
	Temple, Garrett g	2-6	1-4	3-4	3	3	8	6	4	3	3	39
	Johnson, Chris c	3-5	0-2	5-6	4	2	11	0	3	3	1	32
	Thornton, M. g	6-15	1-6	2-2	13	3	15	2	2	0	1	38
	Martin, Terry g	5-10	4-6	0-0								



**Game 9 -- LSU 82, Northwestern State 58**  
 12/15/07 7:00 pm at Maravich Center (Baton Rouge, LA)

Northwestern State 4-7												
Player	fg-a	3fg-a	ft-a	reb	pf	tp	a	to	blk	s	min	
Gilder, Trey f	2-10	0-2	3-3	3	3	7	1	3	0	1	25	
Thomas, Gerrell f	1-9	0-1	0-0	5	4	2	0	6	0	0	23	
Bargeman, Colby f	6-18	3-5	0-0	7	0	15	1	2	1	2	32	
Moody, Jerry c	2-5	0-0	0-0	14	2	4	0	0	1	0	31	
McConathy, M. g	1-6	1-4	2-2	3	4	5	2	1	0	1	13	
Knight, Dominic	0-1	0-1	0-0	1	1	0	1	1	0	0	6	
Conine, John	0-0	0-0	0-0	1	0	0	0	0	0	0	1	
McConathy, Logan	1-3	0-2	0-0	3	4	2	3	4	0	1	19	
White, Devin	3-5	0-0	2-2	3	1	8	0	2	2	1	14	
Petravicius, D.	1-3	0-0	0-0	3	1	2	1	2	0	0	14	
Hancock, Keithan	2-7	1-5	0-0	1	0	5	1	0	0	0	13	
Jones, Damon	0-1	0-1	0-0	0	0	0	1	0	0	0	3	
Anglin, John A.	2-2	2-2	0-0	1	0	6	0	0	0	0	3	
Porterie, Kalem	1-1	0-0	0-0	1	1	2	0	0	0	0	3	
TEAM				3	1							
Totals.....	22-71	7-23	7-7	48	23	58	11	21	4	6	200	

<b>TOTAL FG%</b>	<b>1st Half: 11-33 33.3%</b>	<b>2nd Half: 11-38 28.9%</b>	<b>Game: 31.0%</b>	<b>DB</b>
<b>3-Pt. FG%</b>	<b>1st Half: 2-9 22.2%</b>	<b>2nd Half: 5-14 35.7%</b>	<b>Game: 30.4%</b>	<b>REB</b>
<b>F Throw %</b>	<b>1st Half: 0-0 0.0%</b>	<b>2nd Half: 7-7 100%</b>	<b>Game: 100%</b>	<b>0</b>

LSU 6-3												
Player	fg-a	3fg-a	ft-a	reb	pf	tp	a	to	blk	s	min	
Randolph, A. f	3-9	0-1	7-10	8	1	13	4	1	4	1	28	
Johnson, Chris f	6-8	2-2	2-2	2	1	16	1	2	1	3	33	
Thornton, M. g	7-15	4-10	4-5	5	2	22	2	2	1	3	24	
Martin, Terry g	5-11	3-6	2-3	2	15	4	2	0	0	0	29	
Temple, Garrett g	1-2	0-0	2-2	6	3	4	2	5	1	2	31	
Mason, Dameon	0-0	0-0	0-0	0	0	0	1	0	0	1	8	
Terrebonne, Greg	0-0	0-0	0-0	0	0	0	0	0	0	0	2	
Spencer, Bo	2-5	0-1	5-7	3	0	9	3	2	0	2	26	
Green, Garrett	1-3	0-0	0-0	1	1	2	0	2	0	0	11	
Farrer, Alex	0-0	0-0	1-2	2	0	1	0	1	0	0	8	
TEAM				4								
Totals.....	25-53	9-20	23-30	34	10	82	17	17	7	12	200	

<b>TOTAL FG%</b>	<b>1st Half: 14-32 43.8%</b>	<b>2nd Half: 11-21 52.4%</b>	<b>Game: 47.2%</b>	<b>DB</b>
<b>3-Pt. FG%</b>	<b>1st Half: 4-10 40.0%</b>	<b>2nd Half: 5-10 50.0%</b>	<b>Game: 45.0%</b>	<b>REB</b>
<b>F Throw %</b>	<b>1st Half: 7-7 100%</b>	<b>2nd Half: 16-23 69.6%</b>	<b>Game: 76.7%</b>	<b>2</b>

Officials: Doug Shows, Tim Clougherty, Earnie Pheal  
 Technical fouls: Northwestern State-Moody, Jerry; TEAM. LSU-None.  
 Attendance: 7809

Score by Periods	1st	2nd	Total	
Northwestern State	24	34	58	
LSU	39	43	82	

**Game 10 -- Wichita State, 67, LSU 47**  
 12-19-07, 7:07 p.m. at Wichita, Kan. (Charles Koch Arena)

LSU 6-4												
Player	fg-a	3fg-a	ft-a	reb	pf	tp	a	to	blk	s	min	
Randolph, A. f	3-13	0-1	0-1	3	2	6	1	0	2	4	28	
Johnson, Chris c	2-7	0-0	0-0	7	1	4	0	2	1	0	29	
Thornton, M. g	3-13	0-6	6-6	11	3	12	2	3	0	0	38	
Martin, Terry g	4-10	3-6	0-0	3	1	11	0	4	0	0	27	
Temple, Garrett g	3-7	0-4	0-0	2	3	6	2	1	1	0	31	
Spencer, Bo	1-5	1-4	1-2	1	1	4	0	1	0	1	20	
Green, Garrett	1-2	0-0	0-0	1	2	2	0	0	1	0	18	
Farrer, Alex	1-1	0-0	0-0	0	0	2	1	0	0	0	9	
TEAM				3								
Totals.....	18-58	4-21	7-9	31	13	47	6	11	5	5	200	

<b>TOTAL FG%</b>	<b>1st Half: 8-29 27.6%</b>	<b>2nd Half: 10-29 34.5%</b>	<b>Game: 31.0%</b>	<b>DB</b>
<b>3-Pt. FG%</b>	<b>1st Half: 3-11 27.3%</b>	<b>2nd Half: 1-10 10.0%</b>	<b>Game: 19.0%</b>	<b>REB</b>
<b>F Throw %</b>	<b>1st Half: 1-2 50.0%</b>	<b>2nd Half: 6-7 85.7%</b>	<b>Game: 77.8%</b>	<b>0</b>

Wichita St. 6-4												
Player	fg-a	3fg-a	ft-a	reb	pf	tp	a	to	blk	s	min	
Cousnard, PJ f	4-14	0-3	0-05	7	2	8	2	0	0	2	29	
Clemente, R. f	5-7	0-0	1-1	10	2	11	2	1	1	1	25	
Thomasson, P. c	4-9	0-2	7-8	4	0	15	1	0	1	0	25	
Mekel, Gal g	3-10	1-5	1-1	4	1	8	0	4	0	0	32	
Braeuer, Matt g	3-10	0-4	0-0	7	2	6	4	1	0	2	35	
Ellis, Aaron	1-2	0-0	2-2	2	3	4	0	1	0	0	14	
Preadom, Wendell	2-3	0-1	0-0	2	1	4	3	1	0	1	10	
Durley, JT	2-5	0-2	2-2	7	2	6	2	3	1	1	15	
Griskenas, Mantas	2-5	1-2	0-0	1	0	5	1	0	0	0	15	
TEAM				6								
Totals.....	26-65	2-19	13-14	50	13	67	15	11	3	7	200	

<b>TOTAL FG%</b>	<b>1st Half: 11-37 29.7%</b>	<b>2nd Half: 15-28 53.6%</b>	<b>Game: 40.0%</b>	<b>DB</b>
<b>3-Pt. FG%</b>	<b>1st Half: 0-11 0.0%</b>	<b>2nd Half: 2-8 25.0%</b>	<b>Game: 10.5%</b>	<b>REBS</b>
<b>F Throw %</b>	<b>1st Half: 5-6 83.3%</b>	<b>2nd Half: 8-8 100%</b>	<b>Game: 92.9%</b>	<b>1</b>

Officials: J.D. Collins, Gary Maxwell, Pat Driscoll

Score by Periods	1st	2nd	Total	
LSU	20	27	47	
Wichita St.	27	40	67	

**Game 11 -- LSU 67, Oregon State 61**  
 12/22/07 2:00 pm at Maravich Center (Baton Rouge, LA)

Oregon State 6-5												
Player	fg-a	3fg-a	ft-a	reb	pf	tp	a	to	blk	s	min	
Jones, Marcel f	2-5	1-1	1-3	3	0	6	0	1	0	0	27	
Giles, C.J. f	2-6	0-1	1-3	4	5	5	1	3	0	0	15	
Johnson, Omar f	5-10	0-3	3-3	3	2	13	2	4	3	0	29	
Claitt, Rickey g	0-3	0-2	0-0	4	2	0	2	1	0	1	20	
Tarver, Seth g	4-12	3-5	2-2	9	3	13	3	2	0	1	34	
Hampton, Calvin	0-0	0-0	0-0	0	4	0	0	1	0	0	7	
Tarver, Josh	2-6	0-1	0-0	6	0	4	3	1	0	0	25	
Schaftenaar, R.	6-9	2-5	0-0	9	1	14	1	1	2	0	30	
Haynes, Calvin	1-2	0-0	0-0	1	0	2	0	1	0	0	4	
Carter, Sean	2-4	0-0	0-4	1	3	4	0	4	0	0	9	
TEAM				3								
Totals.....	24-52	6-18	7-14	43	20	61	12	19	5	2	200	

<b>TOTAL FG%</b>	<b>1st Half: 12-27 44.4%</b>	<b>2nd Half: 12-30 40.0%</b>	<b>Game: 42.1%</b>	<b>DB</b>
<b>3-Pt. FG%</b>	<b>1st Half: 3-7 42.9%</b>	<b>2nd Half: 3-11 27.3%</b>	<b>Game: 33.3%</b>	<b>REB</b>
<b>F Throw %</b>	<b>1st Half: 4-10 40.0%</b>	<b>2nd Half: 3-4 75.0%</b>	<b>Game: 50.0%</b>	<b>3</b>

LSU 7-4												
Player	fg-a	3fg-a	ft-a	reb	pf	tp	a	to	blk	s	min	
Randolph, A. f	3-10	0-0	8-12	9	3	14	0	3	1	2	35	
Johnson, Chris c	3-5	9-9	9-9	3	4	6	1	3	2	2	29	
Thornton, M. g	6-17	6-10	2-2	6	3	20	1	2	0	2	30	
Martin, Terry g	5-18	3-11	2-2	2	2	15	6	0	1	0	40	
Temple, Garrett g	1-3	0-1	2-2	7	1	4	5	2	2	2	40	
Spencer, Bo	0-0	0-0	0-0	0	0	0	1	0	0	0	3	
Green, Garrett	2-4	1-1	1-2	1	2	6	0	0	0	0	16	
Farrer, Alex	0-0	0-0	2-2	2	0	2	1	0	0	0	7	
TEAM				3								
Totals.....	20-57	10-23	17-22	33	15	67	15	10	6	8	200	

<b>TOTAL FG%</b>	<b>1st Half: 10-28 35.7%</b>	<b>2nd Half: 10-29 34.5%</b>	<b>Game: 35.1%</b>	<b>DB</b>
<b>3-Pt. FG%</b>	<b>1st Half: 5-9 55.6%</b>	<b>2nd Half: 5-14 35.7%</b>	<b>Game: 43.5%</b>	<b>REBS</b>
<b>F Throw %</b>	<b>1st Half: 13-16 81.3%</b>	<b>2nd Half: 4-6 66.7%</b>	<b>Game: 77.3%</b>	<b>3</b>

Officials: Tony Greene, Pat Adams, Everett Summers  
 Technical fouls: Oregon State-None. LSU-None.  
 Attendance: 7713

Score by Periods	1st	2nd	Total	
Oregon State	31	30	61	
LSU	38	29	67	

**Game 12 -- Washington 73, LSU 65**  
 12/29/07 2:00 pm at Maravich Center (Baton Rouge, LA)

Washington 8-4												
Player	fg-a	3fg-a	ft-a	reb	pf	tp	a	to	blk	s	min	
Wallace, Artem f	1-1	0-0	1-2	2	1	3	0	0	1	1	13	
Brockman, Jon f	6-11	0-0	3-7	12	3	15	2	3	0	2	34	
Smith, Joel g	0-3	0-1	0-0	3	0	0	1	1	0	2	20	
Morris, Tim g	7-12	1-2	0-0	5	3	15	3	2	0	3	31	
Appleby, Ryan g	4-8	2-5	2-2	1	0	12	1	0	0	0	30	
Overton, Venoy	0-1	0-0	0-0	0	1	0	1					

**Game 13 -- Tulane 68, LSU 63**  
 01/02/08 8 p.m. at New Orleans Arena, New Orleans, La.

Player	fg-a	3fg-a	ft-a	reb	pf	tp	a	to	blk	s	min
Randolph, A. f	5-11	0-0	5-6	9	4	15	1	3	0	0	35
Johnson, Chris c	1-4	0-1	1-2	1	2	3	0	3	1	1	15
Thornton, M. g	3-8	0-5	1-2	1	4	7	4	1	1	2	32
Martin, Terry g	7-17	4-9	1-1	1	2	19	2	2	0	1	35
Temple, Garrett g	2-2	2-2	0-0	4	1	6	2	2	0	0	33
Mason, Dameon	2-5	0-0	0-1	6	0	4	1	0	0	0	14
Spencer, Bo	3-9	2-5	1-2	3	3	9	2	1	0	1	24
Green, Garrett	0-0	0-0	0-0	2	1	0	0	2	0	0	10
Farrer, Alex	0-1	0-1	0-0	0	0	0	0	0	0	0	2
TEAM				3							
Totals.....	23-57	8-23	9-14	30	17	63	12	12	5	5	200

<b>TOTAL FG%</b>	<b>1st Half: 12-28 42.9%</b>	<b>2nd Half: 11-29 37.9%</b>	<b>Game: 40.4%</b>	<b>DB</b>
<b>3-Pt. FG%</b>	<b>1st Half: 4-13 30.8%</b>	<b>2nd Half: 4-10 40.0%</b>	<b>Game: 34.8%</b>	<b>REBS</b>
<b>F Throw %</b>	<b>1st Half: 4-8 50.0%</b>	<b>2nd Half: 5-6 83.3%</b>	<b>Game: 64.3%</b>	<b>4</b>

Officials: Lee Cassell, Gary Maxwell, Terry Moore  
 Technical fouls: LSU-None. Tulane-GOMEZ, David; TEAM.  
 Attendance: 3690

Score by Periods	1st	2nd	Total
LSU	32	31	63
Tulane	31	37	68

**Game 14 -- Texas A&M 79, LSU 53**  
 01/05/08 7 p.m. at College Station, Texas (Reed Arena)

Player	fg-a	3fg-a	ft-a	reb	pf	tp	a	to	blk	s	min
Randolph, A. f	7-17	0-2	2-6	7	4	16	0	2	2	0	37
Thornton, M. g	5-16	0-3	2-2	7	2	12	0	1	0	1	37
Spencer, Bo g	1-5	0-2	0-0	1	0	2	4	2	0	0	29
Martin, Terry g	3-8	0-3	0-0	2	2	6	1	2	0	0	21
Temple, Garrett g	3-4	2-2	0-0	3	5	8	2	3	1	0	32
Green, Garrett	2-6	0-0	0-0	4	4	4	1	0	0	0	24
Farrer, Alex	2-6	1-3	0-0	1	3	5	1	1	0	2	20
TEAM				6							
Totals.....	23-62	3-15	4-8	31	20	53	9	11	3	3	200

<b>TOTAL FG%</b>	<b>1st Half: 13-26 50.0%</b>	<b>2nd Half: 10-36 27.8%</b>	<b>Game: 37.1%</b>	<b>DB</b>
<b>3-Pt. FG%</b>	<b>1st Half: 1-6 16.7%</b>	<b>2nd Half: 2-9 22.2%</b>	<b>Game: 20.0%</b>	<b>REBS</b>
<b>F Throw %</b>	<b>1st Half: 1-2 50.0%</b>	<b>2nd Half: 3-6 50.0%</b>	<b>Game: 50.0%</b>	<b>3,1</b>

Officials: Mark Whitehead, Rick Hartzell, James Breeding  
 Technical fouls: LSU-None. Texas A&M-None.  
 Attendance: 12255

Score by Periods	1st	2nd	Total
LSU	28	25	53
Texas A&M	43	36	79

**Game 15 -- Mississippi State 61, LSU 39**  
 01/09/08 7:00 PM at Maravich Center (Baton Rouge, LA)

Player	fg-a	3fg-a	ft-a	reb	pf	tp	a	to	blk	s	min
Varnado, Jarvis f	6-10	0-0	1-4	17	2	13	0	1	7	0	25
Gordon, Jamont f	5-13	1-4	2-3	6	2	13	1	3	2	1	37
Hansbrough, B. g	3-7	1-5	0-0	7	3	7	4	2	0	1	30
Stewart, Barry g	2-6	1-4	6-8	6	3	11	5	2	0	1	35
Turner, Phil g	2-6	0-2	0-0	3	3	4	1	2	0	2	34
Johnson, Ravern	3-4	0-1	0-0	3	0	6	0	1	0	0	12
Begley, Billy	0-0	0-0	0-0	0	0	0	0	0	0	0	1
lupe, Joseph	0-0	0-0	0-0	1	0	0	0	0	0	0	1
Benock, Riley	1-1	1-1	0-0	0	0	3	0	1	0	0	8
Johnson, Brian	0-0	0-0	0-0	0	1	0	0	2	0	0	9
Augustus, Kodi	1-2	0-1	0-0	0	0	2	0	0	0	0	1
Bolen, Branson	0-0	0-0	0-0	2	0	0	0	0	0	0	1
Bailey, Elgin	1-1	0-0	0-2	1	1	2	0	3	1	0	6
TEAM				1							
Totals.....	24-50	4-18	9-17	47	15	61	11	17	10	5	200

<b>TOTAL FG%</b>	<b>1st Half: 9-22 40.9%</b>	<b>2nd Half: 15-28 53.6%</b>	<b>Game: 48.0%</b>	<b>DB</b>
<b>3-Pt. FG%</b>	<b>1st Half: 3-12 25.0%</b>	<b>2nd Half: 1-6 16.7%</b>	<b>Game: 22.2%</b>	<b>REB,</b>
<b>F Throw %</b>	<b>1st Half: 4-6 66.7%</b>	<b>2nd Half: 5-11 45.5%</b>	<b>Game: 52.9%</b>	<b>4</b>

Officials: Mike Stuart, Rick Hartzell, Antinio Petty  
 Technical fouls: Mississippi State-None. LSU-None.  
 Attendance: 7843

Score by Periods	1st	2nd	Total
Mississippi State	25	36	61
LSU	19	20	39

**Game 16 -- Ole Miss 74, LSU 71**  
 01-12-08 5:00 pm at Oxford, Miss. (Tad Smith Coliseum)

Player	fg-a	3fg-a	ft-a	reb	pf	tp	a	to	blk	s	min
Randolph, A. f	8-14	0-0	2-5	11	1	18	1	3	3	1	39
Green, Garrett f	1-4	0-1	0-0	1	3	2	0	0	0	0	13
Thornton, M. g	9-20	4-10	3-6	3	3	25	2	1	0	1	38
Martin, Terry g	1-8	0-4	0-0	2	1	2	1	1	0	0	24
Temple, Garrett g	6-11	4-8	0-0	6	3	16	3	1	1	1	35
Spencer, Bo	0-0	0-0	0-0	1	0	0	1	0	0	0	6
Farrer, Alex	0-0	0-0	1-2	0	3	1	1	1	0	2	18
Thornton, Quintin	3-4	0-0	1-2	8	4	7	2	1	0	1	27
TEAM				3							
Totals.....	28-61	8-23	7-15	35	18	71	11	8	4	6	200

<b>TOTAL FG%</b>	<b>1st Half: 12-26 46.2%</b>	<b>2nd Half: 16-35 45.7%</b>	<b>Game: 45.9%</b>	<b>DB</b>
<b>3-Pt. FG%</b>	<b>1st Half: 2-8 25.0%</b>	<b>2nd Half: 6-15 40.0%</b>	<b>Game: 34.8%</b>	<b>REB</b>
<b>F Throw %</b>	<b>1st Half: 3-6 50.0%</b>	<b>2nd Half: 4-9 44.4%</b>	<b>Game: 46.7%</b>	<b>5</b>

Officials: Rick Crawford, Anthony Jordan, James Breeding  
 Technical fouls: LSU-None. Ole Miss-None.  
 Attendance: 9328

Score by Periods	1st	2nd	Total
LSU	29	42	71
Ole Miss	43	31	74

Player	fg-a	3fg-a	ft-a	reb	pf	tp	a	to	blk	s	min
Williams, Kenny f	5-9	0-0	0-0	12	2	10	2	2	1	1	34
Curtis, Dwayne c	5-6	0-0	1-3	3	4	11	0	1	0	0	25
Warren, Chris g	4-13	3-7	4-7	4	3	15	2	0	0	0	35
Polynice, Eniel g	6-13	0-2	3-4	6	0	15	2	1	0	1	33
Huertas, David g	2-8	1-6	0-0	4	2	5	4	2	0	0	32
Smith, Brian	0-2	0-2	0-0	0	0	0	1	2	0	0	6
White, Malcolm	4-5	0-0	4-4	6	3	12	0	0	0	0	21
Gaskins, Trevor	2-3	2-3	0-0	1	1	6	0	1	0	0	11
Graham, Zach	0-2	0-0	0-0	0	0	0	0	0	0	0	3
TEAM				3							
Totals.....	28-61	6-20	12-18	39	15	74	11	9	1	2	200

<b>TOTAL FG%</b>	<b>1st Half: 17-34 50.0%</b>	<b>2nd Half: 11-27 40.7%</b>	<b>Game: 45.9%</b>	<b>DB</b>
<b>3-Pt. FG%</b>	<b>1st Half: 5-11 45.5%</b>	<b>2nd Half: 1-9 11.1%</b>	<b>Game: 30.0%</b>	<b>REB</b>
<b>F Throw %</b>	<b>1st Half: 4-4 100%</b>	<b>2nd Half: 8-14 57.1%</b>	<b>Game: 66.7%</b>	<b>1</b>

Officials: Rick Crawford, Anthony Jordan, James Breeding  
 Technical fouls: LSU-None. Ole Miss-None.  
 Attendance: 9328

Score by Periods	1st	2nd	Total
LSU	29	42	71
Ole Miss	43	31	74

**Game 17 -- Auburn 74, LSU 67**  
 01/16/08 7:00 pm at Maravich Center (Baton Rouge, LA)

Auburn 10-5 (1-2)												
Player	fg-a	3fg-a	ft-a	reb	pf	tp	a	to	blk	s	min	
Prowell, Quan f	5-9	0-3	2-3	2	3	12	3	2	0	1	37	
Tolbert, Frank g	7-12	0-2	2-5	9	4	16	1	1	1	1	32	
Reed, D. g	7-10	4-6	2-5	3	1	20	5	4	0	3	35	
Barrett, R. g	3-8	1-2	0-0	1	3	7	4	1	0	0	27	
Robertson, Q. g	3-5	2-2	1-2	2	4	9	2	2	0	2	34	
Hargrove, Lucas	4-8	2-4	0-0	5	3	10	0	2	0	2	28	
Williams Jr, Larry	0-0	0-0	0-0	0	0	0	0	0	0	0	4	
Heramb, Matt	0-1	0-0	0-0	1	0	0	0	1	0	0	3	
TEAM				5								
Totals.....	29-53	9-19	7-15	28	18	74	15	13	1	9	200	
<b>TOTAL FG%</b>	<b>1st Half: 11-27 40.7%</b>	<b>2nd Half: 18-26 69.2%</b>	<b>Game: 54.7%</b>	<b>DB</b>								
<b>3-Pt. FG%</b>	<b>1st Half: 4-10 40.0%</b>	<b>2nd Half: 5-9 55.6%</b>	<b>Game: 47.4%</b>	<b>REBS</b>								
<b>F Throw %</b>	<b>1st Half: 2-5 40.0%</b>	<b>2nd Half: 5-10 50.0%</b>	<b>Game: 46.7%</b>	<b>3</b>								

LSU 7-10 (0-3)												
Player	fg-a	3fg-a	ft-a	reb	pf	tp	a	to	blk	s	min	
Randolph, A. f	6-9	0-0	0-2	5	2	12	4	5	0	1	32	
Thornton, Q. f	0-0	0-0	1-2	2	4	1	0	2	0	0	30	
Thornton, M. f	8-20	6-16	5-6	6	2	27	0	5	0	3	38	
Temple, Garrett g	4-7	1-3	8-9	5	2	17	4	1	0	1	40	
Farrer, Alex g	4-7	0-3	0-0	5	1	8	3	1	0	0	34	
Spencer, Bo	1-1	0-0	0-0	0	2	2	0	0	0	0	3	
Martin, Terry	0-3	0-2	0-0	1	5	0	1	0	0	1	18	
Green, Garrett	0-1	0-0	0-0	0	1	0	0	1	0	0	5	
TEAM				5								
Totals.....	23-48	7-24	14-19	29	19	67	12	15	0	6	200	
<b>TOTAL FG%</b>	<b>1st Half: 13-22 59.1%</b>	<b>2nd Half: 10-26 38.5%</b>	<b>Game: 47.9%</b>	<b>DB</b>								
<b>3-Pt. FG%</b>	<b>1st Half: 4-10 40.0%</b>	<b>2nd Half: 3-14 21.4%</b>	<b>Game: 29.2%</b>	<b>REB</b>								
<b>F Throw %</b>	<b>1st Half: 2-4 50.0%</b>	<b>2nd Half: 12-15 80.0%</b>	<b>Game: 73.7%</b>	<b>2</b>								

Officials: Rick Hartzell, Rick Crawford, Gary Maxwell  
 Technical fouls: Auburn-None. LSU-None.  
 Attendance: 9746

Score by Periods	1st	2nd	Total
Auburn	28	46	74
LSU	32	35	67

**Game 18 -- Vanderbilt 92, LSU 76**  
 1/19/08 12 p.m. at Nashville, Tenn. (Memorial Gym)

LSU 7-11, 0-4 SEC												
Player	fg-a	3fg-a	ft-a	reb	pf	tp	a	to	blk	s	min	
Thornton, Q. f	2-2	0-0	0-0	0	4	4	0	0	0	0	19	
Randolph, A. g	4-12	0-0	6-6	19	3	14	3	4	1	0	37	
Thornton, M. g	10-21	2-6	5-6	6	3	27	2	5	0	0	38	
Temple, Garrett g	3-6	0-2	4-5	4	2	10	3	3	2	0	37	
Farrer, Alex g	3-5	1-3	0-0	1	4	7	0	2	0	1	20	
Spencer, Bo	2-4	0-0	0-0	1	1	4	0	1	0	2	12	
Martin, Terry	3-5	1-2	0-0	3	1	7	0	2	0	0	20	
Green, Garrett	1-4	0-0	1-2	2	4	3	0	0	0	0	17	
TEAM				2								
Totals.....	28-59	4-13	16-19	38	22	76	8	17	3	3	200	
<b>TOTAL FG%</b>	<b>1st Half: 14-35 40.0%</b>	<b>2nd Half: 14-24 58.3%</b>	<b>Game: 47.5%</b>	<b>DB</b>								
<b>3-Pt. FG%</b>	<b>1st Half: 2-5 40.0%</b>	<b>2nd Half: 2-8 25.0%</b>	<b>Game: 30.8%</b>	<b>REB</b>								
<b>F Throw %</b>	<b>1st Half: 3-4 75.0%</b>	<b>2nd Half: 13-15 86.7%</b>	<b>Game: 84.2%</b>	<b>1,1</b>								

Vanderbilt 17-2, 2-2 SEC												
Player	fg-a	3fg-a	ft-a	reb	pf	tp	a	to	blk	s	min	
FOSTER, Shan f	6-15	4-8	2-2	3	3	18	3	0	0	0	31	
NELTNER, Ross f	6-8	0-0	4-5	5	1	16	0	0	1	2	27	
OGILVY, A.J. c	2-6	0-0	6-7	3	3	10	0	3	0	0	19	
BEAL, Jermaine g	5-10	0-3	0-1	3	1	10	9	0	0	1	32	
GORDON, Alex g	6-12	4-7	2-2	1	2	18	1	1	0	3	31	
METCALFE, Alan	2-5	0-0	2-3	3	3	6	1	2	0	0	13	
BELL, Keegan	0-0	0-0	0-0	1	0	0	3	1	0	0	7	
MCCLELLAN, D	3-3	1-1	1-3	6	4	8	2	0	1	1	21	
GRAHAM, Jamie	0-0	0-0	0-0	0	0	0	0	0	0	0	1	
WALKER, Andre	1-1	0-0	2-2	1	0	4	1	0	0	1	9	
DRAKE, George	1-5	0-1	0-0	3	0	2	1	0	0	0	9	
TEAM				2				1				
Totals.....	32-65	9-20	19-25	31	17	92	21	8	3	7	200	
<b>TOTAL FG%</b>	<b>1st Half: 15-34 44.1%</b>	<b>2nd Half: 17-31 54.8%</b>	<b>Game: 49.2%</b>	<b>DB</b>								
<b>3-Pt. FG%</b>	<b>1st Half: 4-9 44.4%</b>	<b>2nd Half: 5-11 45.5%</b>	<b>Game: 45.0%</b>	<b>REB</b>								
<b>F Throw %</b>	<b>1st Half: 9-11 81.8%</b>	<b>2nd Half: 10-14 71.4%</b>	<b>Game: 76.0%</b>	<b>2</b>								

Officials: Joe Lindsay, Patrick Evans, Bruce Benedict  
 Technical fouls: LSU-None. Vanderbilt-None.  
 Attendance: 13797

Score by Periods	1st	2nd	Total
LSU	33	43	76
Vanderbilt	43	49	92

**Game 19 - Arkansas 68, LSU 52**  
 01/26/08 8:00 pm at Maravich Center (Baton Rouge, LA)

Arkansas 14-5 (3-2)												
Player	fg-a	3fg-a	ft-a	reb	pf	tp	a	to	blk	s	min	
Thomas, Charles f	4-10	0-0	0-1	2	2	8	0	3	0	0	27	
Weems, Sonny f	7-13	5-5	2-2	7	2	21	1	3	0	1	36	
Hill, Steven c	1-3	0-0	2-2	5	2	4	1	0	5	0	24	
Welsh, Stefan g	1-4	1-2	0-0	2	2	3	0	0	0	1	16	
Beverley, Patrick g	4-11	4-7	2-4	15	2	14	1	4	1	1	39	
Ervin, Gary	3-5	0-1	4-4	4	0	10	5	3	1	1	29	
Townes, Darian	2-4	0-0	0-0	3	0	4	0	4	0	0	17	
Britt, Marcus	0-0	0-0	0-0	0	0	0	0	0	0	0	0+	
Washington, M.	1-3	0-0	2-2	2	1	4	0	0	0	0	12	
Rakestraw, Nate	0-0	0-0	0-0	0	0	0	0	0	0	0	0	
Patsatsia, Levana	0-0	0-0	0-0	0	0	0	0	0	0	0	0+	
TEAM				2								
Totals.....	23-53	10-15	12-5	42	11	68	8	17	7	4	200	
<b>TOTAL FG%</b>	<b>1st Half: 15-30 50.0%</b>	<b>2nd Half: 8-23 34.8%</b>	<b>Game: 43.4%</b>	<b>DB</b>								
<b>3-Pt. FG%</b>	<b>1st Half: 7-11 63.6%</b>	<b>2nd Half: 3-4 75.0%</b>	<b>Game: 66.7%</b>	<b>REB</b>								
<b>F Throw %</b>	<b>1st Half: 2-5 40.0%</b>	<b>2nd Half: 10-10 100%</b>	<b>Game: 80.0%</b>	<b>2</b>								

LSU 7-12 (0-5)												
Player	fg-a	3fg-a	ft-a	reb	pf	tp	a	to	blk	s	min	
Randolph, A. f	5-16	0-1	4-4	8	4	14	0	5	4	1	40-	
Thornton, Q. f	1-3	0-0	0-0	9	4	2	1	0	0	0	36-	
Thornton, M. g	7-20	4-9	2-2	5	2	20	0	1	0	1	33	
Spencer, Bo g	0-5	0-4	1-2	1	0	1	0	0	0	1	21	
Temple, Garrett g	1-6	0-2	0-0	3	4	2	4	2	0	1	25	
Martin, Terry	1-9	0-6	0-0	1	0	2	1	1	0	0	19	
Green, Garrett	0-0	0-0	0-0	1	1	0	0	0	0	0	4	
Farrer, Alex	5-10	1-4	0-0	3	2	11	2	3	0	1	22	
TEAM				6								
Totals.....	20-69	5-26	7-8	37	17	52	8	12	4	5	200	
<b>TOTAL FG%</b>	<b>1st Half: 9-33 27.3%</b>	<b>2nd Half: 11-36 30.6%</b>	<b>Game: 29.0%</b>	<b>DB</b>								
<b>3-Pt. FG%</b>	<b>1st Half: 1-12 8.3%</b>	<b>2nd Half: 4-14 28.6%</b>	<b>Game: 19.2%</b>	<b>REB</b>								
<b>F Throw %</b>	<b>1st Half: 3-4 75.0%</b>	<b>2nd Half: 4-4 100%</b>	<b>Game: 87.5%</b>	<b>2</b>								

Officials: Doug Shows, Pat Adams, Bruce Benedict  
 Technical fouls: Arkansas-None. LSU-None.  
 Attendance: 8860

Score by Periods	1st	2nd	Total
Arkansas	39	29	68
LSU	22	30	52

**Game 20 -- LSU 81, Auburn 80**  
 01-30-08 7:00 p.m. at Auburn, Ala.

LSU 8-12, 1-5												
Player	fg-a	3fg-a	ft-a	reb	pf	tp	a	to	blk	s	min	
Randolph, A. f	9-15	0-0	3-4	6	4	21	2	3	2	0	31	
Thornton, Q. f	0-0	0-0	2-2	0	2	2	3	1	1	0	20	
Thornton, M. g	14-23	8-15	2-2	7	2	38	1	0	0	1	39	
Temple, Garrett g	0-4	0-3	1-2	5	3	1	7	1	0	0	39	
Farrer, Alex g	1-2	0-1	0-0	1	2	2	2	1	0	0	20	
Spencer, Bo	0-1	0-0	0-0	0	0	0	0	0	0	0	2	
Martin, Terry	4-7	2-5	1-2	1	0	11	1	0	0	0	25	
Johnson, Chris	3-9	0-1	0-0	3	1	6	0	1	2	0	24	
TEAM				4								
Totals.....	31-61	10-25	9-12	30	14	81	16	7	5	1	200	
<b>TOTAL FG%</b>	<b>1st Half: 15-29 51.7%</b>	<b>2nd Half: 16-32 50.0%</b>	<b>Game: 50.8%</b>	<b>DB</b>								
<b>3-Pt. FG%</b>	<b>1st Half: 7-14 50.0%</b>	<b>2nd Half: 3-11 27.3%</b>	<b>Game</b>									

**Game 21 -- Alabama 81, LSU 72**  
**02/02/08 2:00PM CST at Coleman Coliseum, (Tuscaloosa, AL)**

LSU Tigers 8-13, 1-6 SEC												
Player	fg-a	3fg-a	ft-a	reb	pf	tp	a	to	blk	s	min	
Randolph, A. f	4-14	0-0	5-6	12	1	13	1	4	2	1	34	
Thornton, Q. f	1-1	0-0	0-0	1	2	2	0	0	0	0	9	
Thornton, M. g	7-19	4-11	4-4	3	2	22	1	4	0	1	36	
Temple, Garrett g	2-6	1-2	2-2	9	2	7	5	5	0	3	40	
Farrer, Alex g	1-3	1-1	0-0	1	2	3	0	0	0	0	24	
Spencer, Bo	0-0	0-0	0-0	0	0	0	1	1	0	1	4	
Martin, Terry	3-7	2-5	4-4	4	4	12	4	1	0	0	26	
Johnson, Chris	3-7	1-3	6-6	4	4	13	0	0	1	0	27	
TEAM				2	1			1				
Totals.....	21-57	9-22	21-22	36	18	72	12	16	3	6	200	

<b>TOTAL FG%</b>	<b>1st Half: 11-34 32.4%</b>	<b>2nd Half: 10-23 43.5%</b>	<b>Game: 36.8%</b>	<b>DB</b>
<b>3-Pt. FG%</b>	<b>1st Half: 3-11 27.3%</b>	<b>2nd Half: 6-11 54.5%</b>	<b>Game: 40.9%</b>	<b>REB</b>
<b>F Throw %</b>	<b>1st Half: 10-10 100%</b>	<b>2nd Half: 11-12 91.7%</b>	<b>Game: 95.5%</b>	<b>1</b>

University of Alabama 13-9, 2-5 SEC												
Player	fg-a	3fg-a	ft-a	reb	pf	tp	a	to	blk	s	min	
Jemison, D. f	1-2	0-0	2-3	6	4	4	2	3	0	0	18	
Hendrix, R. f	9-18	0-0	1-4	17	1	19	2	3	3	4	36	
Riley, Mykal g	6-14	3-7	4-6	5	4	19	1	0	1	1	24	
Hollinger, B g	3-6	2-5	2-2	2	1	10	6	1	0	0	34	
Gee, Alonzo g	5-10	2-5	3-5	2	3	15	2	1	0	2	38	
Torrance, Mikhail	0-1	0-0	0-0	0	1	0	3	1	0	0	9	
Tubbs, Justin	1-1	1-1	0-0	0	0	3	0	0	0	0	3	
Pickett, Rico	1-3	0-1	0-0	0	1	2	2	2	0	1	11	
Hillman, Senario	2-4	1-2	4-4	2	3	9	2	2	1	4	25	
Coleman, Yamene	0-0	0-0	0-0	0	0	0	0	0	0	0	2	
TEAM				2								
Totals.....	28-59	9-21	16-24	36	18	81	20	13	5	12	200	

<b>TOTAL FG%</b>	<b>1st Half: 16-36 44.4%</b>	<b>2nd Half: 12-23 52.2%</b>	<b>Game: 47.5%</b>	<b>DB</b>
<b>3-Pt. FG%</b>	<b>1st Half: 7-16 43.8%</b>	<b>2nd Half: 2-5 40.0%</b>	<b>Game: 42.9%</b>	<b>REB</b>
<b>F Throw %</b>	<b>1st Half: 4-6 66.7%</b>	<b>2nd Half: 12-18 66.7%</b>	<b>Game: 66.7%</b>	<b>3</b>

Officials: Mike Stuart, Doug Simmons, Mike Nance  
 Technical fouls: LSU Tigers-TEAM. University of Alabama-None.  
 Attendance: 15316

Score by Periods	1st	2nd	Total
LSU Tigers	35	37	72
University of Alabama	43	38	81

**Game 22 -- Tennessee 47, LSU 45**  
**02/09/08 2:00 pm at Maravich Center (Baton Rouge, LA)**

Tennessee 21-2 (8-1)												
Player	fg-a	3fg-a	ft-a	reb	pf	tp	a	to	blk	s	min	
Smith, Tyler f	5-13	2-3	0-0	5	2	12	0	4	1	1	35	
Chism, Wayne f	4-6	0-1	0-4	8	3	8	0	0	1	3	28	
Smith, JaJuan g	1-8	0-5	0-0	1	2	2	3	1	0	1	22	
Lofton, Chris g	6-12	3-5	0-0	7	1	15	0	1	0	2	35	
Smith, Ramar g	0-4	0-0	1-2	3	2	1	2	1	0	2	30	
Howell, Jordan	0-4	0-4	0-0	0	0	0	0	3	0	0	10	
Tabb, Josh	0-0	0-0	0-0	0	0	0	0	0	0	0	0	
Prince, J.P.	1-7	0-1	1-5	5	2	3	1	3	3	3	22	
Crews, Duke	2-6	0-0	2-4	4	1	6	0	0	0	1	13	
Williams, Brian	0-0	0-0	0-0	2	0	0	0	1	0	0	5	
TEAM				4				1				
Totals.....	19-60	5-19	4-15	39	13	47	6	15	5	13	200	

<b>TOTAL FG%</b>	<b>1st Half: 10-32 31.3%</b>	<b>2nd Half: 9-28 32.1%</b>	<b>Game: 31.7%</b>	<b>DB</b>
<b>3-Pt. FG%</b>	<b>1st Half: 3-9 33.3%</b>	<b>2nd Half: 2-10 20.0%</b>	<b>Game: 26.3%</b>	<b>REB</b>
<b>F Throw %</b>	<b>1st Half: 4-10 40.0%</b>	<b>2nd Half: 0-5 0.0%</b>	<b>Game: 26.7%</b>	<b>5</b>

LSU 8-14 (1-7)												
Player	fg-a	3fg-a	ft-a	reb	pf	tp	a	to	blk	s	min	
Thornton, M. f	5-11	1-4	1-2	7	4	12	0	6	1	1	28	
Johnson, Chris c	8-15	0-4	1-1	8	2	17	1	3	4	1	38	
Randolph, A. f	3-8	0-1	0-1	8	3	6	1	3	1	0	30	
Temple, Garrett g	1-3	1-3	0-0	1	4	3	2	2	0	1	36	
Farrer, Alex g	1-2	0-0	0-0	3	2	2	1	3	0	4	23	
Spencer, Bo	0-2	0-2	0-0	3	0	0	0	0	0	0	6	
Martin, Terry	1-7	0-5	0-0	1	2	2	1	3	1	1	27	
Green, Garrett	1-2	1-1	0-0	1	0	3	0	1	1	0	8	
Thornton, Quintin	0-0	0-0	0-0	1	1	0	0	1	1	0	4	
TEAM				5								
Totals.....	20-50	3-20	2-4	38	18	45	6	22	9	8	200	

<b>TOTAL FG%</b>	<b>1st Half: 11-24 45.8%</b>	<b>2nd Half: 9-26 34.6%</b>	<b>Game: 40.0%</b>	<b>DB</b>
<b>3-Pt. FG%</b>	<b>1st Half: 2-10 20.0%</b>	<b>2nd Half: 1-10 10.0%</b>	<b>Game: 15.0%</b>	<b>REBS</b>
<b>F Throw %</b>	<b>1st Half: 0-0 0.0%</b>	<b>2nd Half: 2-4 50.0%</b>	<b>Game: 50.0%</b>	<b>1,1</b>

Officials: Antinio Petty, Mike Nance, Ron Groover  
 Technical fouls: Tennessee-None. LSU-None.  
 Attendance: 10165

Score by Periods	1st	2nd	Total
Tennessee	27	20	47
LSU	24	21	45

**Game 23 -- LSU 85, Florida 73**  
**02/13/08 8 p.m. at Stephen C. O'Connell Center**

LSU 9-14, 2-7												
#Player	fg-a	3fg-a	ft-a	reb	pf	tp	a	to	blk	s	min	
Randolph, Anthony f	10-16	0-0	2-6	5	2	22	1	4	2	1	38	
Johnson, Chris c	8-11	2-5	1-1	6	3	19	3	2	4	1	34	
Thornton, Marcus g	8-11	4-7	0-0	3	1	20	1	1	0	4	35	
Temple, Garrett g	3-6	1-3	3-4	2	2	10	5	2	0	2	34	
Farrer, Alex g	0-2	0-1	4-4	2	3	4	6	0	0	1	30	
Spencer, Bo	0-1	0-0	0-0	0	0	0	0	2	0	0	5	
Martin, Terry	4-8	2-4	0-0	0	0	10	0	2	0	0	15	
Thornton, Quintin	0-0	0-0	0-0	0	1	0	1	0	0	0	9	
TEAM				4								
Totals.....	33-55	9-20	10-15	22	12	85	19	11	6	9	200	

<b>TOTAL FG%</b>	<b>1st Half: 17-30 56.7%</b>	<b>2nd Half: 16-25 64.0%</b>	<b>Game: 60.0%</b>	<b>DB</b>
<b>3-Pt. FG%</b>	<b>1st Half: 5-13 38.5%</b>	<b>2nd Half: 4-7 57.1%</b>	<b>Game: 45.0%</b>	<b>REBS</b>
<b>F Throw %</b>	<b>1st Half: 2-2 100%</b>	<b>2nd Half: 8-13 61.5%</b>	<b>Game: 66.7%</b>	<b>1</b>

Florida 19-6, 6-4												
Player	fg-a	3fg-a	ft-a	reb	pf	tp	a	to	blk	s	min	
Werner, Dan f	6-16	1-7	0-0	9	2	13	4	3	0	0	31	
Calathes, Nick f	6-9	3-6	1-1	7	3	16	5	5	0	1	324	
Speights, M. c	4-9	0-0	3-4	8	4	11	1	3	0	0	22	
Lucas, Jai g	2-6	0-4	0-0	0	2	4	5	4	0	0	32	
Hodge, Walter g	4-8	2-4	0-0	6	3	10	0	3	0	0	29	
Mitchell, Jonathan	2-3	1-1	0-0	1	1	5	0	0	0	0	9	
Allen, Adam	2-2	2-2	0-0	0	0	6	0	0	0	1	6	
Tyus, Alex	2-3	0-0	0-0	3	0	4	0	0	1	0	15	
Parsons, C.	2-9	0-3	0-0	2	0	4	0	1	0	0	24	
TEAM				3								
Totals.....	30-65	9-27	4-5	39	15	73	15	19	1	2	200	

<b>TOTAL FG%</b>	<b>1st Half: 14-29 48.3%</b>	<b>2nd Half: 16-36 44.4%</b>	<b>Game: 46.2%</b>	<b>DB</b>
<b>3-Pt. FG%</b>	<b>1st Half: 4-12 33.3%</b>	<b>2nd Half: 5-15 33.3%</b>	<b>Game: 33.3%</b>	<b>REBS</b>
<b>F Throw %</b>	<b>1st Half: 1-2 50.0%</b>	<b>2nd Half: 3-3 100%</b>	<b>Game: 80.0%</b>	<b>1</b>

Officials: Karl Hess, Jim Burr, Tom Eades  
 Technical fouls: LSU-None. University of Florida-None.  
 Attendance: 11880

Score by Periods	1st	2nd	Total
LSU	41	44	85
University of Florida	33	40	73

**Game 24 -- Kentucky 67, LSU 63**  
**02/16/08 12:00 pm at Maravich Center (Baton Rouge, LA)**

Kentucky 13-10 (7-3)												
Player	fg-a	3fg-a	ft-a	reb	pf	tp	a	to	blk	s	min	
Crawford, Joe f	8-14	3-7	2-3	2	1	21	2	2	0	0	37	
Harris, Ramon f	0-0	0-0	0-0	1	0	0	0	0	0	0	4	
Coury, Mark f	0-1	0-0	0-0	1	0	0	0	0	0	0	3	
Patterson, P. c	7-10	0-0	0-1	5	3	14	1	3	0	0	33	
Bradley, Ramel g	5-11	2-3	4-4	7	2	16	6	5	0	3	40	
Jasper, Derrick	2-4	0-1	2-2	7	3	6	3	2	0	0	34	
Stewart, A.J.	0-0	0-0	0-0	1	0	0	0	0	0	0	9	
Stevenson, Perry	1-5	0-0	0-0	4	4	2	2	1	3	0	27	
Meeks, Jodie	2-5	2-3	0-0	1	0	6	2	0	0	0	12	
Carter, Jared	1-1	0-0	0-0	0	0	2	0	0	0	0	1	
TEAM				2		</						

**Game 25 -- Arkansas 87, LSU 61**  
**02-20-08 7:05 p.m. at Fayetteville, Ark.**

Player	fg-a	3fg-a	ft-a	reb	pf	tp	a	to	blk	s	min
Randolph, A. f	6-14	0-1	4-7	7	4	16	0	4	4	0	36
Johnson, Chris c	3-11	1-4	2-4	7	5	9	3	4	0	0	32
Martin, Terry g	6-13	2-6	4-5	5	2	18	1	3	0	0	30
Temple, Garrett g	2-8	0-2	4-6	7	3	8	6	3	0	3	40
Farrer, Alex g	2-4	0-0	1-4	3	1	5	2	2	0	1	29
Thornton, Marcus	1-3	0-0	0-0	1	0	2	0	0	0	0	4
Spencer, Bo	13-	1-1	0-0	2	0	3	2	0	0	1	17
Green, Garrett	0-0	0-0	0-0	0	3	0	0	0	0	0	6
Thornton, Quintin	0-1	0-0	0-0	1	1	0	0	0	0	0	6
TEAM				1							
Totals.....	21-57	4-14	15-26	34	19	61	14	16	4	5	200

<b>TOTAL FG%</b>	<b>1st Half: 10-31 32.3%</b>	<b>2nd Half: 11-26 42.3%</b>	<b>Game: 36.8%</b>	<b>DB</b>
<b>3-Pt. FG%</b>	<b>1st Half: 1-6 16.7%</b>	<b>2nd Half: 3-8 37.5%</b>	<b>Game: 28.6%</b>	<b>REBS</b>
<b>F Throw %</b>	<b>1st Half: 7-12 58.3%</b>	<b>2nd Half: 8-14 57.1%</b>	<b>Game: 57.7%</b>	<b>7,1</b>

Player	fg-a	3fg-a	ft-a	reb	pf	tp	a	to	blk	s	min
Weems, Sonny f	4-11	2-4	1-2	2	2	11	4	2	0	1	16
Washington, Mi. f	1-4	0-0	3-4	3	2	5	0	1	0	1	12
Hill, Steven c	3-4	0-0	0-1	3	1	6	0	0	2	1	18
Ervin, Gary g	7-13	1-3	2-2	6	1	17	2	3	0	1	25
Beverly, P. g	3-6	2-4	1-3	9	1	9	3	2	1	2	33
Thomas, Charles	3-4	0-1	0-0	2	4	6	1	2	0	0	14
Townes, Darian	6-6	0-0	0-0	7	2	12	4	0	1	1	18
Britt, Marcus	0-1	0-1	2-2	0	0	2	1	0	0	0	12
Welsh, Stefan	3-8	3-5	1-2	2	1	10	3	3	0	0	22
Rakestraw, Nate	0-1	0-1	0-2	0	1	0	0	1	0	0	9
Patsatsia, Levan	0-0	0-0	0-0	0	0	0	0	0	0	0	3
Cox, Stephen	0-1	0-0	0-0	1	0	0	0	0	0	0	2
Hunter, Vincent	3-4	3-4	0-0	1	2	9	0	0	1	0	16
TEAM				2							
Totals.....	33-63	11-23	10-18	38	17	87	18	14	5	7	200

<b>TOTAL FG%</b>	<b>1st Half: 20-34 58.8%</b>	<b>2nd Half: 13-29 44.8%</b>	<b>Game: 52.4%</b>	<b>DB</b>
<b>3-Pt. FG%</b>	<b>1st Half: 9-13 69.2%</b>	<b>2nd Half: 2-10 20.0%</b>	<b>Game: 47.8%</b>	<b>REBS</b>
<b>F Throw %</b>	<b>1st Half: 2-3 66.7%</b>	<b>2nd Half: 8-15 53.3%</b>	<b>Game: 55.6%</b>	<b>4,1</b>

Officials: J.B. Caldwell, Doug Simmons, Les Jones  
 Technical fouls: LSU-Johnson, Chris. Arkansas-None.  
 Attendance: 16212

Score by Periods	1st	2nd	Total
LSU	28	33	61
Arkansas	51	36	87

**Game 26 -- LSU 69, Ole Miss 49**  
**02/23/08 5:00 pm at Maravich Center (Baton Rouge, LA)**

Player	fg-a	3fg-a	ft-a	reb	pf	tp	a	to	blk	s	min
Parnell, J. f	1-5	0-0	0-0	4	1	2	0	0	0	0	13
Curtis, D. c	4-10	0-0	0-0	8	1	8	1	1	0	1	28
Warren, Chris g	3-16	2-10	0-0	0	2	8	1	1	0	0	31
Polynice, E. g	2-8	0-0	1-2	12	2	5	4	2	1	2	22
Huertas, D. g	2-11	1-6	4-4	10	5	9	0	3	1	1	23
Jones, Rodney	2-3	2-3	0-0	0	0	6	0	0	0	0	4
Smith, Brian	0-1	0-0	0-0	2	0	0	3	1	0	0	12
Watson, T.	1-4	0-0	0-1	2	1	2	0	0	0	0	9
White, Malcolm	0-2	0-0	1-2	0	2	1	0	1	1	1	7
Gaskins, Trevor	0-3	0-3	0-0	2	2	0	1	0	0	0	9
Graham, Zach	1-2	0-0	0-0	2	1	2	0	0	0	0	16
Williams, Kenny	3-6	0-0	0-2	1	4	6	0	0	2	0	26
TEAM				3							
Totals.....	19-71	5-22	6-11	46	21	49	10	9	5	5	200

<b>TOTAL FG%</b>	<b>1st Half: 9-36 25.0%</b>	<b>2nd Half: 10-35 28.6%</b>	<b>Game: 26.8%</b>	<b>DB</b>
<b>3-Pt. FG%</b>	<b>1st Half: 0-9 0.0%</b>	<b>2nd Half: 5-13 38.5%</b>	<b>Game: 22.7%</b>	<b>REBS</b>
<b>F Throw %</b>	<b>1st Half: 5-8 62.5%</b>	<b>2nd Half: 1-3 33.3%</b>	<b>Game: 54.5%</b>	<b>1</b>

Player	fg-a	3fg-a	ft-a	reb	pf	tp	a	to	blk	s	min
Randolph, A. f	6-14	0-0	3-3	11	2	15	3	2	4	1	31
Johnson, C. c	5-11	0-0	2-3	15	1	12	1	0	5	0	37
Thornton, M. g	6-15	3-10	2-2	4	1	17	1	1	0	0	26
Temple, G. g	2-5	1-2	1-1	6	4	6	4	2	2	0	28
Farrer, Alex g	0-4	0-1	1-2	3	3	1	1	3	1	0	25
Terrebonne, G.	0-0	0-0	2-2	0	0	2	0	0	0	0	2
Spencer, Bo	2-6	1-2	0-0	1	2	5	0	0	0	1	14
Martin, Terry	3-6	2-4	3-4	2	2	11	3	0	0	0	22
Green, Garrett	0-2	0-0	0-0	2	1	0	0	0	0	0	6
Thornton, Q.	0-0	0-0	0-0	1	0	0	0	0	0	0	9
TEAM				6							
Totals.....	24-63	7-19	14-17	51	16	69	13	8	12	2	200

<b>TOTAL FG%</b>	<b>1st Half: 14-33 42.4%</b>	<b>2nd Half: 10-30 33.3%</b>	<b>Game: 38.1%</b>	<b>DB</b>
<b>3-Pt. FG%</b>	<b>1st Half: 4-11 36.4%</b>	<b>2nd Half: 3-8 37.5%</b>	<b>Game: 36.8%</b>	<b>REBS</b>
<b>F Throw %</b>	<b>1st Half: 3-3 100%</b>	<b>2nd Half: 11-14 78.6%</b>	<b>Game: 82.4%</b>	<b>1</b>

Officials: Doug Simmons, Antinio Petty, Michael Stephens  
 Technical fouls: Ole Miss-Huertas, David. LSU-Johnson, Chris.  
 Attendance: 8765

Score by Periods	1st	2nd	Total
Ole Miss	23	26	49
LSU	35	34	69

**Game 27 -- LSU 62, South Carolina 55**  
**2/27/08 7:30 PM at Columbia, S.C.**

Player	fg-a	3fg-a	ft-a	reb	pf	tp	a	to	blk	s	min
Randolph, A. f	7-17	0-0	6-6	10	2	20	0	3	0	1	34
Johnson, Chris c	5-10	1-4	2-2	10	2	13	0	4	6	1	40
Thornton, M. g	4-12	2-8	4-4	7	0	14	1	4	0	0	34
Temple, Garrett g	5-8	1-1	0-0	3	3	11	2	2	1	1	40
Farrer, Alex g	0-3	0-2	2-2	3	2	2	1	1	2	0	26
Martin, Terry	0-2	0-1	0-0	3	1	0	2	0	0	0	19
Green, Garrett	1-2	0-1	0-0	1	0	2	0	0	0	0	5
Thornton, Q.	0-0	0-0	0-0	0	0	0	0	0	0	0	2
TEAM				7							
Totals.....	22-54	4-17	14-14	44	10	62	6	14	9	3	200

<b>TOTAL FG%</b>	<b>1st Half: 12-26 46.2%</b>	<b>2nd Half: 10-28 35.7%</b>	<b>Game: 40.7%</b>	<b>DEADBALL</b>
<b>3-Pt. FG%</b>	<b>1st Half: 4-11 36.4%</b>	<b>2nd Half: 0-6 0.0%</b>	<b>Game: 23.5%</b>	<b>REBS</b>
<b>F Throw %</b>	<b>1st Half: 1-1 100%</b>	<b>2nd Half: 13-13 100%</b>	<b>Game: 100%</b>	<b>0,1</b>

Player	fg-a	3fg-a	ft-a	reb	pf	tp	a	to	blk	s	min
Archie, D. f	5-12	0-4	3-3	4	1	13	0	0	0	3	32
Day, Dwayne f	2-4	0-2	0-0	4	4	4	2	0	0	0	31
Baniulis, E. f	1-3	1-2	0-0	0	3	3	0	1	0	0	10
Downey, D. g	2-9	0-3	2-2	3	1	6	6	1	1	0	40
Raley-Ross, B. g	0-4	0-1	0-0	2	0	0	0	1	0	0	18
Fredrick, Zam	8-18	3-10	2-2	4	0	21	4	0	0	2	32
Holmes, Mike	2-9	0-0	0-0	6	2	4	1	0	1	4	26
Muldrow, Sam	2-5	0-0	0-0	2	2	4	0	1	2	0	11
TEAM				3							
Totals.....	22-64	4-22	7-7	28	13	55	13	4	4	9	200

<b>TOTAL FG%</b>	<b>1st Half: 10-28 35.7%</b>	<b>2nd Half: 12-36 33.3%</b>	<b>Game: 34.4%</b>	<b>DEADBALL</b>
<b>3-Pt. FG%</b>	<b>1st Half: 2-11 18.2%</b>	<b>2nd Half: 2-11 18.2%</b>	<b>Game: 18.2%</b>	<b>REBS</b>
<b>F Throw %</b>	<b>1st Half: 4-4 100%</b>	<b>2nd Half: 3-3 100%</b>	<b>Game: 100%</b>	<b>0,1</b>

Officials: J.B. Caldwell, Pat Adams, Roger Ayers  
 Technical fouls: LSU-None. South Carolina-None.  
 Attendance: 11246

Score by Periods	1st	2nd	Total
LSU	29	33	62
South Carolina	26	29	55



# Anthony Randolph

Forward • 6-10 • 205 • Freshman • HS • Dallas, Texas • Woodrow Wilson HS

# 3

## Top Performances

### Points

Season: 24, twice  
 Career: 24, twice

### Rebounds

Season: 19, at Vandy, 1/19/08  
 Career: 19, at Vandy, 1/19/08

### Field Goals Made

Season: 10, twice  
 Career: 10, twice

### 3 PT FG Made

Season: 1, twice  
 Career: 1, twice

### Free Throws Made

Season: 8, vs. Oregon St., 12/22/07  
 Career: 8, vs. Oregon St., 12/22/07

### Assists

Season: 4, twice  
 Career: 4, twice

### Blocks

Season: 6, vs. SLU, 11/12/07  
 Career: 6, vs. SLU, 11/12/07

### Steals

Season: 4, three times  
 Career: 4, three times

### Minutes Played

Season: 40, vs. Arkansas, 1/26/08  
 Career: 40, vs. Arkansas, 1/26/08

## Top Career Scoring Games

- 24 vs. Kentucky, 2/16/08
- 24 vs. Southern, 11/30/07
- 22 at Florida, 2/13/08
- 21 at Auburn, 1/30/08
- 21 vs. Arizona State, 11/21/07
- 21 vs. Chaminade, 11/20/07
- 20 at South Carolina, 2/27/08
- 19 vs. Southeastern La., 11/12/07
- 18 at Ole Miss, 1/12/08
- 16 twice

**SEC Freshman of the Week, Nov. 19**

**Jay Bilas' ESPN.com All-Maui Team, Nov. 21**

**SEC Freshman of the Week, Feb. 4**

## Freshman Season (2007-08)

Eighth double double at S. Carolina (2/27) ... 20 points 10 boards, seventh game of 20 or more ... Had seventh double up in win vs. Ole Miss (2/23), 15 points, 11 rebounds ... 16 points, 4 blocks at Arkansas (2/20) ... Had sixth double double at Kentucky with 24 points and 14 rebounds (2/16) ... Topped 20 in both conference wins -- 22 at Florida (2/13) ... 11-game double figure scoring streak snapped vs. Tennessee (2/9) ... Earns second freshman of the week honors after Auburn-Alabama week ... Had fifth double double against Alabama (2/2) and 11th straight double figure scoring game ... Fourth 20-point, 10th straight double figure game with 21 at Auburn (1/30), 17 in the second half ... Ninth straight double figure scoring game with 14 vs. Arkansas (1/26), first game to play all 40 minutes ... Season rebounding high of 19 as he gets a double double for the second consecutive Saturday at Vandy (1/19) ... Third double double of the season against 16th-ranked Ole Miss (1/12), 18 points, 11 rebounds, 8-of-14 from the field ... Fifth straight double figure game of 10 in SEC opener vs. Mississippi State (1/9) ... Fourth straight double figure game with 16 at Texas A&M (1/5), playing most minutes of his career at 37 ... Third straight double figure game with 15 against Tulane (1/2) ... Ten points, nine boards against Washington, first game with no blocks (12/29) ... Eighth double figure scoring game with 14 against Oregon State (12/22) ... With four blocks against Northwestern State (12/15), blocked 13 shots last three games ... Rebounded from off-night against Nicholls State (11/28) to record career high 24 points and second double double with 11 boards against Southern (11/30) ... 21 points in Maui versus Chaminade (11/20) and Arizona State (11/21) ... Named SEC Freshman of the Week (11/19) games ... Strong debut with his first double double against Southeastern (11/12) 19 points, 13 rebounds.

## Randolph's Game-by-Game Statistics

### 2007-08

OPPONENT	MIN	FG	3FG	FT	REB	PF/D	A	TO	BLK	STL	PTS
Southeastern La.	33	7-11	1-2	4-6	13	2/0	2	2	6	4	19
McNeese State	29	5-9	0-1	2-4	7	3/0	3	2	1	2	12
Oklahoma State	26	2-5	0-1	1-2	5	4-0	2	5	3	0	5
Chaminade	32	9-14	0-0	3-4	9	2-0	2	4	2	1	21
Arizona State	34	8-14	0-2	5-6	7	2-0	1	0	2	1	21
Nicholls State	21	3-6	0-1	0-0	7	2-0	1	2	3	3	6
Southern	26	10-14	1-2	3-5	11	1-0	1	3	5	0	24
Villanova	27	5-10	0-1	2-3	6	5-0	1	4	4	1	12
Northwestern St.	28	3-9	0-1	7-10	8	1-0	4	1	4	1	13
Wichita State	28	3-13	0-1	0-1	3	2-0	1	0	2	4	6
Oregon State	35	3-10	0-0	8-12	9	3-0	0	3	1	2	14
Washington	36	2-11	0-0	6-6	9	3-0	0	3	0	3	10
Tulane	35	5-11	0-0	5-6	9	4-0	1	1	3	0	15
Texas A&M	37	7-17	0-2	2-6	7	4-0	0	2	2	0	16
Mississippi St.	26	4-13	0-0	2-5	9	3-0	0	2	2	0	10
Ole Miss	39	8-14	0-0	2-5	11	1-0	1	3	3	1	18
Auburn	32	6-9	0-0	0-2	5	2-0	4	5	0	1	12
Vanderbilt	37	4-12	0-0	6-6	19	3-0	3	4	1	0	14
Arkansas	40	5-16	0-1	4-4	8	4-0	0	5	4	1	14
Auburn	31	9-15	0-0	3-4	6	4-0	2	3	2	0	21
Alabama	34	4-14	0-0	5-6	12	1-0	1	4	2	1	13
Tennessee	30	3-8	0-1	0-1	8	3-0	1	3	1	0	6
Florida	38	10-16	0-0	2-6	5	2-0	1	4	2	1	22
Kentucky	38	9-16	0-0	6-8	14	3-0	0	4	1	4	24
Arkansas	36	6-14	0-1	4-7	7	4-0	0	4	4	0	16
Ole Miss	31	6-14	0-0	3-3	11	2-0	3	2	4	1	15
South Carolina											
Georgia											
Alabama											
Mississippi State											

## Anthony Randolph's Career Stats

YEAR	GP-GS	MIN/AVG	FG-FGA	PCT.	3FG-FGA	PCT.	FT-FTA	PCT.	REB-AVG	PF-FO	AST	TO	BLK	STL	PTS-AVG.
07-08	27-27	873-32.3	153-332	.461	2-17	.118	91-134	.679	235-8.7	72-1	35	78	64	33	399-14.8
<b>Totals</b>	<b>27-27</b>	<b>873-32.3</b>	<b>153-332</b>	<b>.461</b>	<b>2-17</b>	<b>.118</b>	<b>91-134</b>	<b>.679</b>	<b>235-8.7</b>	<b>72-1</b>	<b>35</b>	<b>78</b>	<b>64</b>	<b>33</b>	<b>399-14.8</b>



# Marcus Thornton

Guard \* 6-4 \* 198 \* Junior \* JC \* Baton Rouge, La. \* Kilgore College

# 5

## Top Performances

### Points

Season: 38, at Auburn, 1/30/08  
 Career: 38, at Auburn, 1/30/08

### Rebounds

Season: 13, at Villanova, 12/6/07  
 Career: 13, at Villanova, 12/6/07

### Field Goals Made

Season: 14, at Auburn, 1/30/08  
 Career: 14, at Auburn, 1/30/08

### 3 PT FG Made

Season: 8, at Auburn, 1/30/08  
 Career: 8, at Auburn, 1/30/08

### Free Throws Made

Season: 7, vs. SLU, 11/12/07  
 Career: 7, vs. SLU, 11/12/07

### Assists

Season: 4, at Tulane, 1/2/08  
 Career: 4, at Tulane, 1/2/08

### Blocks

Season: 1, four times  
 Career: 1, four times

### Steals

Season: 4, twice  
 Career: 4, twice

### Minutes Played

Season: 40, twice  
 Career: 40, twice

## Top Career Scoring Games

- 38 at Auburn, 1/30/08
- 27 at Vanderbilt, 1/19/08
- 27 vs. Auburn, 1/16/08
- 27 vs. SLU, 11/12/07
- 25 at Ole Miss, 1/12/08
- 24 vs. Nicholls State, 11/28/07
- 24 vs. McNeese, 11/14/07
- 22 at Alabama, 2/2/08
- 22 vs. Northwestern State, 12/15/07
- 22 vs. Southern, 11/30/07

## Junior Season (2007-08)

Tremendous return with 17 points, including LSU's first 10 against Ole Miss (2/23) ... Hip flexor limits him to four minutes at Arkansas (2/20), damaging chances to win SEC scoring title ... Double figure scoring streak stopped at 10, scoring nine against Kentucky (2/16) ... Hit 20 points for the 14th time this season and seventh time in the last eight games in 20-point effort at Florida (2/13) ... Increased double figure scoring streak to now current team best nine games, but 20-point scoring streak snapped vs. Tennessee (2/9) ... Sixth straight game of 20 or more with 22 at Alabama (2/2) ... Posted the biggest single SEC-vs. SEC scoring game (38) in almost 13 years at Auburn (1/30), hitting eight treys including the game winner with three seconds left to give LSU an 81-80 victory ... Late trey gave him four straight at 20 or better with 20 vs. Arkansas (1/26) ... Three straight 20 point games with another 27 point effort, this time on the road at Vandy (1/19) ... Equaled season-opening high of 27 against Auburn (1/16), had 6 treys for the second times this year ... Made 4-of-9 second half treys and scored 25 to key comeback that nearly resulted in win over ranked Ole Miss on the road (1/12) ... Double figure scoring streak snapped against Tulane (1/2) ... Hit six three-pointers in seventh 20-point game against Oregon State (12/21) ... Third double double of the season at Wichita State (12/19) ... Sixth 20-plus point game against Northwestern State (12/15) ... Second double double at Villanova (12/6) ... Back-to-back 20-point games with 22 points against Southern (11/30) after 24 against Nicholls State (11/28) ... Hit three-pointer that forced overtime and was ESPN's No. 2 play of the day in OT loss against Arizona State (11/21) ... Opens season with three-consecutive 20-point games -- 20 against Oklahoma State (11/19) ... Posted back-to-back 20-plus games with 24 against McNeese (11/14) ... Just short of becoming first player since 2005 to score 30 in a game for LSU with 27 in opener vs. Southeastern Louisiana (11/12).

## Thornton's Game-by-Game Statistics

### 2007-08

OPPONENT	MIN	FG	3FG	FT	REB	PF/D	A	TO	BLK	STL	PTS
Southeastern La.	34	8-14	4-7	7-9	2	0/0	2	2	0	2	27
McNeese State	37	8-16	2-8	6-7	3	1-0	2	3	1	1	24
Oklahoma State	31	6-14	2-6	6-6	3	3-0	1	0	1	1	20
Chaminade	29	2-12	0-4	0-2	2	3-0	0	1	1	2	4
Arizona State	40	7-19	4-12	0-0	12	4-0	1	5	0	1	18
Nicholls State	35	9-15	4-8	2-3	6	1-0	1	2	1	0	24
Southern	32	9-15	4-7	0-0	7	1-0	3	1	0	4	22
Villanova	38	6-15	1-6	2-2	13	3-0	2	2	0	1	15
Northwestern St.	24	7-15	4-10	4-5	5	2-0	2	2	1	3	22
Wichita State	38	3-13	0-6	6-6	11	3-0	2	3	0	0	12
Oregon State	30	6-17	6-10	2-2	6	3-0	1	2	0	2	20
Washington	33	7-15	0-4	4-4	8	3-0	2	4	0	2	18
Tulane	32	3-8	0-5	1-2	1	4-0	4	1	1	2	7
Texas A&M	37	5-16	0-3	2-2	7	2-0	0	1	0	1	12
Mississippi St.	33	2-14	2-6	6-6	7	1-0	0	1	0	1	12
Ole Miss,	38	9-20	4-10	3-6	3	3-0	2	1	0	1	25
Auburn	38	8-20	6-16	5-6	6	2-0	0	5	0	3	27
Vanderbilt	38	10-21	2-6	5-6	6	3-0	2	5	0	0	27
Arkansas	33	7-20	4-9	2-2	5	2-0	0	1	0	1	20
Auburn	39	14-23	8-15	2-2	7	2-0	1	0	0	1	38
Alabama	36	7-19	4-11	4-4	3	2-0	1	4	0	1	22
Tennessee	28	5-11	1-4	1-2	7	4-0	0	6	1	1	12
Florida	35	8-11	4-7	0-0	3	1-0	1	1	0	4	20
Kentucky	36	4-14	1-4	0-0	5	3-0	1	1	0	1	9
Arkansas	4	1-3	0-0	0-0	1	0-0	0	0	0	0	2
Ole Miss	26	6-15	3-10	2-2	4	1-0	1	1	0	0	17
South Carolina	34	4-12	2-8	4-4	7	0-0	1	4	0	0	14
Georgia											
Alabama											
Mississippi State											

## Marcus Thornton's Career Stats

YEAR	GP-GS	MIN/AVG	FG-FGA	PCT.	3FG-FGA	PCT.	FT-FTA	PCT.	REB-AVG	PF-FO	AST	TO	BLK	STL	PTS-AVG.
07-0	27-26	888-32.9	171-407	.420	72-202	.356	76-90	.844	150-5.6	57-0	33	59	7	36	490-18.1
<b>Totals</b>	<b>27-26</b>	<b>888-32.9</b>	<b>171-407</b>	<b>.420</b>	<b>72-202</b>	<b>.356</b>	<b>76-90</b>	<b>.844</b>	<b>150-5.6</b>	<b>57-0</b>	<b>33</b>	<b>59</b>	<b>7</b>	<b>36</b>	<b>490-18.1</b>



# Greg Terrebonne

Guard • 6-0 • 205 • Sophomore • 1VL • Galliano, La. • South Lafourche HS

# 10

### Top Performances

#### Points

Season: 2, twice  
 Career: 2, twice

#### Rebounds

Season:  
 Career: 1, three times

#### Field Goals Made

Season: 1, vs. Southern, 11/30/07  
 Career: 1, vs. Southern, 11/30/07

#### 3 PT FG Made

Season:  
 Career:

#### Free Throws Made

Season: 2, vs. Ole Miss, 2/23/08  
 Career: 2, vs. Ole Miss, 2/23/08

#### Assists

Season: 2, vs. Southern, 11/30/07  
 Career: 2, vs. Southern, 11/30/07

#### Blocks

Season:  
 Career:

#### Steals

Season:  
 Career: 1, vs. Wright St., 12/27/06

#### Minutes Played

Season: 2, four times  
 Career: 2, four times

### Top Career Scoring Games

1. 2 vs. Ole Miss, 2/23/08  
 1. 2 vs. Southern, 11/30/07

### Sophomore Season (2007-08)

Made his first appearance since the Northwestern State game (12/15) against Ole Miss, scoring his first points in an SEC game (2/23) ... Much to crowd's delight got first college points against Southern (11/30) at the buzzer ... Saw first action against Nicholls State (11/29) ... Scored two points in final two minutes of exhibition, his first points scored on the LSU court.

### Terrebonne's Game-by-Game Statistics


#### 2007-08

OPPONENT	MIN	FG	3FG	FT	REB	PF/D	A	TO	BLK	STL	PTS
Southeastern La.	DNP										
McNeese State	DNP										
Oklahoma State	DNP										
Chaminade	DNP										
Arizona State	DNP										
Nicholls State	2	0-0	0-0	0-0	0	0-0	0	1	0	0	0
Southern	2	1-3	0-0	0-0	0	0-0	2	0	0	0	2
Villanova	DNP										
Northwestern St.	2	0-0	0-0	0-0	0	0-0	0	0	0	0	0
Wichita State	DNP										
Oregon State	DNP										
Washington	DNP										
Tulane	DNP										
Texas A&M	DNP										
Mississippi St.	DNP										
Ole Miss	DNP										
Auburn	DNP										
Vanderbilt	DNP										
Arkansas	DNP										
Auburn	DNP										
Alabama	DNP										
Tennessee	DNP										
Florida	DNP										
Kentucky	DNP										
Arkansas	DNP										
Ole Miss	2	0-0	0-0	2-2	0	0-0	0	0	0	0	2
South Carolina	DNP										
Georgia											
Alabama											
Mississippi State											

### Greg Terrebonne's Career Stats

YEAR	GP-GS	MIN/AVG	FG-FGA	PCT.	3FG-FGA	PCT.	FT-FTA	PCT.	REB-AVG	PF-FO	AST	TO	BLK	STL	PTS-AVG.
06-07	5-0	7/1.4	0-0	.000	0-0	.000	3-0.6	.000	0-0	1	1	0	1	0-0.0	
07-08	4-0	8/2.0	1-3	.333	0-0	.000	2-2	1.000	0-0.0	0-0	2	1	0	0	4-1.0
<b>Totals</b>	<b>9-0</b>	<b>15-1.7</b>	<b>1-3</b>	<b>.333</b>	<b>0-0</b>	<b>.000</b>	<b>2-2</b>	<b>1.000</b>	<b>3-0.3</b>	<b>0-0</b>	<b>3</b>	<b>2</b>	<b>0</b>	<b>1</b>	<b>4-0.4</b>





# Bo Spencer

Guard • 6-1 • 180 • Freshman • HS • Baton Rouge, La. • Glen Oaks HS

# 11

## Top Performances

### Points

Season: 14, vs. Arizona St., 11/21/07  
 Career: 14, vs. Arizona St., 11/21/07

### Rebounds

Season: 4, vs. Nicholls St., 11/28/07  
 Career: 4, vs. Nicholls St., 11/28/07

### Field Goals Made

Season: 5, vs. Arizona St., 11/21/07  
 Career: 5, vs. Arizona St., 11/21/07

### 3 PT FG Made

Season: 4, vs. Arizona St., 11/21/07  
 Career: 4, vs. Arizona St., 11/21/07

### Free Throws Made

Season: 5, vs. NW State, 12/15/07  
 Career: 5, vs. NW State, 12/15/07

### Assists

Season: 6, vs. Southern, 11/30/07  
 Career: 6, vs. Southern, 11/30/07

### Blocks

Season: 1, vs. Chaminade, 11/20/07  
 Career: 1, vs. Chaminade, 11/20/07

### Steals

Season: 2, vs. NW State, 12/15/07  
 Career: 2, vs. NW State, 12/15/07

### Minutes Played

Season: 34, vs. Arizona St., 11/21/07  
 Career: 34, vs. Arizona St., 11/21/07

## Top Career Scoring Games

- 14, vs. Arizona State, 11/21/07
- 11, vs. Nicholls State, 11/28/07
- 11, vs. Chaminade, 11/20/07
- 10, vs. Okla. St., 11/19/07
- 9, at Tulane, 1/2/08
- 9, vs. Northwestern State, 12/15/07
- 7, vs. SLU, 11/12/07
- 5, vs. Ole Miss, 2/23/08
- 5, at Villanova, 12/6/07
- 4, twice

## Freshman Season (2007-08)

5 points in 14 minutes in the Ole Miss win (2/23) ... Played 17 minutes at Arkansas (2/20), with two assists, no turnovers ... Most minutes played since 21 in first Arkansas game ... Made third start against Arkansas (1/26) ... Had four points, two steals at Vandy (1/19) ... Made first LSU start against A&M (1/5) with four assists in 29 minutes ... Best game since hurting ankle with nine points in 24 minutes against Tulane (1/2) ... Only able to play three minutes against Oregon State (12/21) after spraining ankle in game at Wichita State (12/19) ... Failed to score against Southern (11/30), but had season best six assists, just two turnovers ... Fourth consecutive double figure game (11) against Nicholls (11/28) ... Season best 14 points against Arizona State (11/21) ... Spencer also had 11 against Chaminade (11/20) and 10 versus Oklahoma State (11/19) ... Spencer scored seven in opener vs. Southeastern (11/12) ... Spencer averaged 7.5 points per game in exhibitions, hitting 7-of-9 field goal attempts ... Averaged 8.7 points and 5.3 rebounds in the Canadian exhibition tour, hitting 50 percent from the field.


## Spencer's Game-by-Game Statistics

### 2007-08

OPPONENT	MIN	FG	3FG	FT	REB	PF/D	A	TO	BLK	STL	PTS
Southeastern La.	21	3-3	1-1	0-0	1	1/0	2	2	0	1	7
McNeese State	12	0-0	0-0	2-2	1	0-0	0	1	0	0	2
Oklahoma State	25	3-6	2-3	2-2	1	2-0	4	4	0	1	10
Chaminade	23	4-6	3-5	0-0	3	2-0	2	2	1	0	11
Arizona State	34	5-9	4-8	0-0	2	3-0	3	2	0	0	14
Nicholls State	29	3-8	3-7	2-2	4	1-0	3	2	0	0	11
Southern	26	0-3	0-3	0-0	1	3-0	6	2	0	1	0
Villanova	21	1-4	1-4	2-3	1	3-0	3	1	0	0	5
Northwestern St.	26	2-5	0-1	5-7	3	0-0	3	2	0	2	9
Wichita State	20	1-5	1-4	1-2	1	1-0	0	1	0	1	4
Oregon State	3	0-0	0-0	0-0	0	0-0	1	0	0	0	0
Washington	19	0-2	0-1	0-0	1	2-0	0	2	0	1	0
Tulane	24	3-9	2-5	1-2	3	3-0	2	1	0	1	9
Texas A&M	29	1-5	0-2	0-0	1	0-0	4	2	0	0	2
Mississippi St.	19	0-6	0-4	0-0	2	0-0	0	0	0	0	0
Ole Miss	6	0-0	0-0	0-0	1	0-0	1	0	0	0	0
Auburn	3	1-1	0-0	0-0	0	2-0	0	0	0	0	2
Vanderbilt	12	2-4	0-0	0-0	1	1-0	0	1	0	2	4
Arkansas	21	0-5	0-4	1-2	1	0-0	0	0	0	1	1
Auburn	2	0-1	0-0	0-0	0	0-0	0	0	0	0	0
Alabama	4	0-0	0-0	0-0	0	0-0	1	1	0	1	0
Tennessee	6	0-2	0-2	0-0	3	0-0	0	0	0	0	0
Florida	5	0-1	0-0	0-0	0	0-0	2	0	0	0	0
Kentucky	5	0-0	0-0	0-0	0	2-0	0	0	0	0	0
Arkansas	17	1-3	1-1	0-0	2	0-0	2	0	0	1	3
Ole Miss	14	2-6	1-2	0-0	1	2-0	0	0	0	1	5
South Carolina	DNP										
Georgia											
Alabama											
Mississippi State											

## Bo Spencer's Career Stats

YEAR	GP-GS	MIN/AVG	FG-FGA	PCT.	3FG-FGA	PCT.	FT-FTA	PCT.	REB-AVG	PF-FO	AST	TO	BLK	STL	PTS-AVG.
07-08	26-3	426-16.4	32-94	.340	19-57	.333	16-22	.727	34-1.3	28-0	39	26	1	14	99-3.8
<b>Totals</b>	<b>26-3</b>	<b>426-16.4</b>	<b>32-94</b>	<b>.340</b>	<b>19-57</b>	<b>.333</b>	<b>16-22</b>	<b>.727</b>	<b>34-1.3</b>	<b>28-0</b>	<b>39</b>	<b>26</b>	<b>1</b>	<b>14</b>	<b>99-3.8</b>



# Terry Martin

Guard • 6-6 • 207 • Junior • 1VL • Monroe, La. • Texas Tech

# 13

## Top Performances

**Points**  
 Season: 19, at Tulane, 1/2/08  
 Career: 23, vs. Auburn, 1/13/07

**Rebounds**  
 Season: 7, twice  
 Career: 7, twice

**Field Goals Made**  
 Season: 7, at Tulane, 1/2/08  
 Career: 8, vs. Auburn, 1/13/07

**3 PT FG Made**  
 Season: 4, twice  
 Career: 5, twice

**Free Throws Made**  
 Season: 4, twice  
 Career: 4, four times

**Assists**  
 Season: 6, vs. Oregon St., 12/21/07  
 Career: 6, vs. Oregon St., 12/21/07

**Blocks**  
 Season: 3, vs. Chaminade, 11/20/07  
 Career: 3, vs. Chaminade, 11/20/07

**Steals**  
 Season: 1, six times  
 Career: 3, at Georgia, 1/2/807

**Minutes Played**  
 Season: 40, vs. Oregon St., 12/21/07  
 Career: 40, vs. Oregon St., 12/21/07

## Top Career Scoring Games

1. 23 vs. Auburn, 1/1/307
2. 19 at Tulane, 1/2/08
2. 19 vs La. Tech, 12/23/06
4. 18 at Arkansas, 2/20/08
4. 18 vs. Florida, 2/24/07
6. 16 at Kentucky, 2/20/07
6. 16 at Georgia, 1,28,07
8. 15 four times

## Junior Season (2007-08)

Failed to hit a field goal for first time in 10 games at S. Carolina (2/27) ... Fourth straight game in double figures with 11 with three assists, no turnovers in Ole Miss win (2/23) ... Just one point off best effort of the season with 19 points at Arkansas (2/20) as he returned to the starting lineup and played 30 minutes ... Second straight double figure scoring game with 12 vs. Kentucky (2/16) ... Ten points, including two treys, off the bench in the win at Florida (2/13) ... Back-to-back double figure games since December after 12 at Alabama (2/2) ... Back in double figures for the first time in seven games with 11 at Auburn (1/30) ... Stopped four game streak without a trey and scored seven points in 20 minutes at Vandy (1/19) ... Double figure scoring streak came to an end at A&M (1/5) with six points ... Maybe playing some of his best LSU basketball with seven straight in double figures with season high 19 against Tulane (1/2) ... Hit at least three treys in five of last six games ... Made it five straight double figure scoring games with 15 against Oregon State (12/21) ... Also played 40 minutes in a game for the first time in career and had six assists and no turnovers against the Beavers ... Extended his double figure scoring streak to four games at Wichita (12/19) ... Back-to-back season high in points after 15 against Northwestern State (12/15) ... Season high in three-pointers (4) and points (14) at Villanova (12/6) ... Third double figure game of 11 against Southern (11/30) ... 13 points against Chaminade with three treys (11/20) ... First double figure game of year with 11 vs. McNeese (11/14) ... Scored six in opener (11/12) ... Averaged 15 points for the exhibition games after hitting 5-of-10 three-point attempts in 17-point effort against EA Sports ... Had 13 points, 5 assists against Belhaven ... Just one turnover ... Played primarily at the point guard position in Canada ... Averaging 13.0 points and 5.3 assists in the three games.

## Martin's Game-by-Game Statistics

### 2007-08

OPPONENT	MIN	FG	3FG	FT	REB	PF/D	A	TO	BLK	STL	PTS
Southeastern La.	31	2-7	0-2	2-2	4	3-0	3	2	0	1	6
McNeese State	30	5-10	1-3	0-2	5	0-0	2	2	1	1	11
Oklahoma State	24	2-9	1-6	0-0	6	3-0	0	2	0	0	5
Chaminade	33	5-12	3-8	0-1	7	3-0	1	1	3	1	13
Arizona State	27	1-8	1-7	0-0	2	2-0	3	3	0	0	3
Nicholls State	21	2-4	0-1	0-0	2	2-0	1	3	1	0	4
Southern	25	4-11	2-5	1-2	7	0-0	1	2	0	0	11
Villanova	22	5-10	4-6	0-0	2	1-0	2	1	1	1	14
Northwestern St.	29	5-11	3-6	2-2	3	2-0	4	2	0	0	15
Wichita State	27	4-10	3-6	0-0	3	1-0	0	4	0	0	11
Oregon State	40	5-18	3-11	2-2	2	2-0	6	0	1	0	15
Washington	31	6-13	2-6	0-0	1	3-0	2	3	1	0	14
Tulane	35	7-17	4-9	1-1	1	2-0	2	2	0	1	19
Texas A&M	21	3-8	0-3	0-0	2	2-0	1	2	0	0	6
Mississippi St.	26	2-11	0-4	0-0	1	2-0	2	0	0	0	4
Ole Miss	24	1-8	0-4	0-0	2	1-0	1	1	0	0	2
Auburn	18	0-3	0-2	0-0	1	5-1	1	0	0	1	0
Vanderbilt	20	3-5	1-2	0-0	3	1-0	0	2	0	0	7
Arkansas	19	1-9	0-6	0-0	1	0-0	1	1	0	0	2
Auburn	25	4-7	2-5	1-2	1	0-0	1	0	0	0	11
Alabama	26	3-7	2-5	4-4	4	4-0	4	1	0	0	12
Tennessee	27	1-7	0-5	0-0	1	2-0	1	3	1	1	2
Florida	15	4-8	2-4	0-0	0	0-0	0	2	0	0	10
Kentucky	21	5-10	2-4	0-0	0	0-0	2	0	0	0	12
Arkansas	30	6-13	2-6	4-5	5	2-0	1	3	0	0	18
Ole Miss	22	3-6	2-4	3-4	2	2-0	3	0	0	0	11
South Carolina	19	0-2	0-1	0-0	3	1-0	2	0	0	0	0
Georgia											
Alabama											
Mississippi State											

## Terry Martin's Career Stats

YEAR	GP-GS	MIN/AVG	FG-FGA	PCT.	3FG-FGA	PCT.	FT-FTA	PCT.	REB-AVG	PF-FO	AST	TO	BLK	STL	PTS-AVG.
06-07	24-16	701/29.2	93-227	.410	52-134	.388	15-26	.577	67-2.8	37-1	35	43	6	11	253-10.5
07-08	27-17	688/25.5	89-244	.365	40-131	.305	20-27	.741	71-2.6	46-1	47-	42	9	7	238-8.8
<b>Totals</b>	<b>51-33</b>	<b>1389/27.2</b>	<b>182-471</b>	<b>.386</b>	<b>92-265</b>	<b>.347</b>	<b>35-53</b>	<b>.660</b>	<b>138-2.7</b>	<b>83-2</b>	<b>82</b>	<b>85</b>	<b>15</b>	<b>18</b>	<b>491/9.6</b>



# Garrett Temple

Guard • 6-6 • 195 • Junior • 2VL • Baton Rouge, La. • Univeristy HS

# 14

## Top Performances

**Points**  
 Season: 17, twice  
 Career: 18, at Tulane, 12/2/06

**Rebounds**  
 Season: 9, at Alabama, 2/2/08  
 Career: 9, at Alabama, 2/2/08

**Field Goals Made**  
 Season: 6, at Ole Miss, 1/12/08  
 Career: 7, vs. McNeese, 11/29/06

**3 PT FG Made**  
 Season: 4, at Ole Miss, 1/12/08  
 Career: 4, four times

**Free Throws Made**  
 Season: 8, vs. Auburn, 1/16/08  
 Career: 8, twice

**Assists**  
 Season: 7, twice  
 Career: 7, eight times

**Blocks**  
 Season: 3, at Villanova, 12/6/07  
 Career: 4, vs. Auburn, 1/13/07

**Steals**  
 Season: 3, six times  
 Career: 4, twice

**Minutes Played**  
 Season: 40, five times  
 Career: 45, vs. Texas, 12/10/06

## Top Career Scoring Games

1. 18 at Tulane, 12/2/06
2. 17 vs. Auburn, 1/16/08
2. 17 vs. Oklahoma State, 11/19/07
2. 17 vs. Florida, 2/24/07
2. 17 at Oregon State, 12/17/06
2. 17 vs. McNeese State, 11/29/06
7. 16 at Ole Miss, 1/12/08
7. 16 at Mississippi State, 2/3/07
7. 16 vs. Nicholls State, 11/17/06
10. 14 three times

## Junior Season (2007-08)

Put the defensive clamps on SC's Devan Downey holding him to six points and scored 11 himself in a 40-minute effort in the Carolina win (2/27) ... Practically willed the team to victory at Florida (2/13), coming off the floor with a blood all over his face after a fall cut his lip, only to return to lead stop a Florida rally ... Career high nine rebounds at Alabama (2/2) ... For the second time this season and eighth time in career, posted seven assists (just one turnover) in the win at Auburn (1/30) ... Also equaled career high in rebounds for the fifth time with eight ... Posted a third consecutive double figure scoring game at Vandy (1/19) ... Made 9-of-16 treys in last five games and had back-to-back double figure scoring games after 17 points vs. Auburn (1/16) ... Point total equaled season high from OSU game in Maui ... Moved back to point guard position and delivered with 16 points, with four treys at Ole Miss (1/12) ... First game at power forward because of injuries at A&M (1/5) ... For second straight game, hit two treys ... Hit two key treys against Tulane (1/2) to keep the Tigers in position late in the game ... Season high rebounds vs. Oregon State (12/21) ... Six assists at Villanova (12/6) ... Had 11 points and career equaling seven assists in loss at Arizona State ... Just one point off his career high with 17 against Oklahoma State (11/19) ... Came off the bench and had nine points in 30 minutes against McNeese (11/14) ... Failed to score in opener (11/12) ... Three points, four blocks in 19 minutes against Belhaven ... Temple did not play on the Canadian trip as he recovered from an ankle injury originally hurt on summer China trip and aggravated during a pickup game.

## Temple's Game-by-Game Statistics 2007-08

OPPONENT	MIN	FG	3FG	FT	REB	PF/D	A	TO	BLK	STL	PTS
Southeastern La.	29	0-1	0-1	0-2	1	3-0	1	2	0	0	0
McNeese State	30	3-4	0-1	3-4	2	2-0	2	0	2	1	9
Oklahoma State	34	4-7	3-5	6-6	3	4-0	5	4	1	1	17
Chaminade	35	3-7	1-3	2-4	4	2-0	4	2	1	3	9
Arizona State	40	2-4	1-2	6-6	5	4-0	7	4	1	1	11
Nicholls State	32	0-2	0-2	0-1	3	2-0	2	2	1	3	0
Southern	24	1-2	0-1	1-2	4	3-0	3	1	0	1	3
Villanova	39	2-6	1-4	3-4	3	3-0	6	4	3	3	8
Northwestern St.	31	1-2	0-0	2-2	6	3-0	2	5	1	2	4
Wichita State	31	3-7	0-4	0-0	2	3-0	2	1	1	0	6
Oregon State	40	1-3	0-1	2-2	7	1-0	5	2	2	2	4
Washington	32	0-3	0-1	0-0	3	2-0	5	4	1	0	0
Tulane	33	2-2	2-2	0-0	4	1-0	2	2	0	0	6
Texas A&M	32	3-4	2-2	0-0	3	5-1	2	3	1	0	8
Mississippi St.	37	2-7	0-1	0-0	3	2-0	1	3	1	2	4
-Ole Miss	35	6-11	4-8	0-0	6	3-0	3	1	1	1	16
Auburn	40	4-7	1-3	8-9	5	2-0	4	1	0	1	17
Vanderbilt	37	3-6	0-2	4-5	4	2-0	3	3	2	0	10
Arkansas	25	1-6	0-2	0-0	3	4-0	4	2	0	1	2
Auburn	39	0-4	0-3	1-2	8	3-0	7	1	0	0	1
Alabama	40	2-6	1-2	2-2	9	2-0	5	5	0	3	7
Tennessee	36	1-3	1-3	0-0	1	4-0	2	2	0	1	3
Florida	34	3-6	1-3	3-4	2	2-0	5	2	0	2	10
Kentucky	38	2-6	2-5	2-2	5	3-0	2	2	0	3	8
Arkansas	40	2-8	0-2	4-6	7	3-0	6	3	0	3	8
Ole Miss	28	2-5	1-2	1-1	6	4-0	4	2	2	0	6
South Carolina	40	5-8	1-1	0-0	3	3-0	2	2	1	1	11
Georgia											
Alabama											
Mississippi State											

## Garrett Temple's Career Stats

YEAR	GP-GS	MIN/AVG	FG-FGA	PCT.	3FG-FGA	PCT.	FT-FTA	PCT.	REB-AVG	PF-FO	AST	TO	BLK	STL	PTS-AVG.
05-06	36-35	1207/33.5	65-194	.335	27-109	.248	25-37	.676	94-2.6	87-2	99	70	31	38	182-5.1
06-07	32-32	1099/34.3	91-230	.396	35-130	.269	57-70	.814	118-3.7	79-1	138	83	34	52	274-8.6
07-08	27-25	931/34.5	58-137	.423	22-66	.333	50-64	.781	112-4.1	75-1	96	64	22	35	188-7.0
<b>Totals</b>	<b>95-92</b>	<b>3237/34.1</b>	<b>214-561</b>	<b>.381</b>	<b>84-305</b>	<b>.275</b>	<b>132-171</b>	<b>.772</b>	<b>324-3.4</b>	<b>241-4</b>	<b>333</b>	<b>218</b>	<b>87</b>	<b>125</b>	<b>644-6.8</b>



# Garrett Green

Forward • 6-10 • 218 • Freshman • HS • Woodland Hills, Calif. • Taft HS

# 20

## Top Performances

### Points

Season: 6, vs. Oregon St., 12/21/07  
 Career: 6, vs. Oregon St., 12/21/07

### Rebounds

Season: 8, vs. Southern, 11/30/07  
 Career: 8, vs. Southern, 11/30/07

### Field Goals Made

Season: 2, five times  
 Career: 2, five times

### 3 PT FG Made

Season: 1, twice  
 Career: 1, twice

### Free Throws Made

Season: 1, three times  
 Career: 1, three times

### Assists

Season: 1, three times  
 Career: 1, three times

### Blocks

Season: 2, vs. Okla. St., 11/19/07  
 Career: 2, vs. Okla. St., 11/19/07

### Steals

Season: 1, vs. Okla. St., 11/19/07  
 Career: 1, vs. Okla. St., 11/19/07

### Minutes Played

Season: 22, at Texas A&M, 1/5/08  
 Career: 22, at Texas A&M, 1/5/08

## Top Career Scoring Games

1. 6 vs. Oregon State, 12/21/07
2. 4 at Texas A&M, 1/5/07
2. 4 vs. Washington, 12/29/07
2. 4 vs. Southern, 11/30/07
2. 4 vs. Nicholls State, 11/28/07
6. 3 vs. Tennessee, 2/9/08
6. 3 at Vanderbilt, 1/19/08
8. 2 five times

## Freshman Season (2007-08)

Two points in five minutes in the Carolina win (2/27) ... Saw his first action since the Arkansas game, hitting his second three-pointer of the year against Tennessee (2/9) ... Made his first career start at Ole Miss (1/12) ... Career night in minutes with 24 against A&M (1/5), scoring four points ... Scored 4 sporting new short hair cut against Washington (12/29) ... Played more minutes (18) at Wichita State, (12/19) Equaled career high in points and upped high in rebounds against Southern (11/30) ... Scored first field goal of career against Chaminade (11/20) ... Played 17 minutes on his first venture onto the court in Maui (11/19) ... Made his only field goal attempt against EA Sports ... Green was 1-of-4 with four points in 12 minutes against Belhaven ... Green did not play in Canada while the coaches were deciding on redshirt possibility for 2007-08.


## Green's Game-by-Game Statistics

### 2007-08

OPPONENT	MIN	FG	3FG	FT	REB	PF/D	A	TO	BLK	STL	PTS
Southeastern La.	DNP										
McNeese State	DNP										
Oklahoma State	17	0-1	0-0	1-2	2	5-1	1	2	2	1	1
Chaminade	14	1-2	0-0	0-0	4	0-0	1	0	0	0	2
Arizona State	7	1-1	0-0	0-0	0	4-0	0	0	0	0	2
Nicholls State	7	2-3	0-0	0-1	5	0-0	0	2	0	0	4
Southern	13	2-2	0-0	0-0	8	2-0	0	0	0	0	4
Villanova	3	0-0	0-0	0-0	0	3-0	0	0	0	0	0
Northwestern St.	11	1-3	0-0	0-0	1	1-0	0	2	0	0	2
Wichita State	18	1-2	0-0	0-0	1	2-0	0	0	1	0	2
Oregon State	16	2-4	1-1	1-2	1	2-0	0	0	0	0	6
Washington	9	2-2	0-0	0-0	2	2-0	0	1	0	0	4
Tulane	10	0-0	0-0	0-0	2	1-0	0	2	0	0	0
Texas A&M	24	2-6	0-0	0-0	4	4-0	1	0	0	0	4
Mississippi St.	12	1-2	0-0	0-0	0	1-0	0	0	0	0	2
Ole Miss	13	1-4	0-1	0-0	1	3-0	0	0	0	0	2
Auburn	5	0-1	0-0	0-0	0	1-0	0	1	0	0	0
Vanderbilt	17	1-4	0-0	1-2	2	4-0	0	0	0	0	3
Arkansas	4	0-0	0-0	0-0	1	1-0	0	0	0	0	0
Auburn	DNP										
Alabama	DNP										
Tennessee	8	1-2	1-1	0-0	1	0-0	0	1	1	0	3
Florida	DNP										
Kentucky	4	0-1	0-0	0-0	1	0-0	0	0	0	0	0
Arkansas	6	0-0	0-0	0-0	0	3-0	0	0	0	0	0
Ole Miss	6	0-2	0-0	0-0	2	1-0	0	0	0	0	0
South Carolina	5	1-2	0-1	0-0	1	0-0	0	0	0	0	2
Georgia											
Alabama											
Mississippi State											

## Garrett Green's Career Stats

YEAR	GP-GS	MIN/AVG	FG-FGA	PCT.	3FG-FGA	PCT.	FT-FTA	PCT.	REB-AVG	PF-FO	AST	TO	BLK	STL	PTS-AVG.
07-08	22-1	229-10.4	19-44	.432	2-4	.500	3-7	.429	39-1.8	40-1	3	11	4	1	43-2.0
<b>Totals</b>	<b>22-1</b>	<b>229-10.4</b>	<b>19-44</b>	<b>.432</b>	<b>2-4</b>	<b>.500</b>	<b>3-7</b>	<b>.429</b>	<b>39-1.8</b>	<b>40-1</b>	<b>3</b>	<b>11</b>	<b>4</b>	<b>1</b>	<b>43-2.0</b>



# Chris Johnson

Center • 6-11 • 205 • Junior • 2VL • Montross, Va. • Laurinburg (NC) Prep

# 21

## Top Performances

**Points**  
 Season: 20, twice  
 Career: 20, twice

**Rebounds**  
 Season: 15, vs. Ole Miss, 2/23/08  
 Career: 15, vs. Ole Miss, 2/23/08

**Field Goals Made**  
 Season: 9, vs. Washington, 12/29/07  
 Career: 9, vs. Washington, 12/29/07

**3 PT FG Made**  
 Season: 3, at Oklahoma St., 11/19/08  
 Career: 3, at Oklahoma St., 11/19/08

**Free Throws Made**  
 Season: 6, three times  
 Career: 6, three times

**Assists**  
 Season: 3, twice  
 Career: 3, twice

**Blocks**  
 Season: 6, twice  
 Career: 6, twice

**Steals**  
 Season: 3, vs. NW St., 12/15/07  
 Career: 3, vs. NW St., 12/15/07

**Minutes Played**  
 Season: 40, at S. Carolina, 2/27/08  
 Career: 40, at S. Carolina, 2/27/08

## Top Career Scoring Games

- 20 at Florida, 2/13/08
- 20 vs. Southern, 11/30/07
- 19 vs. Washington, 12/29/07
- 19 vs. Oklahoma State, 11/19/07
- 18 vs. Chaminade, 11/20/07
- 17 vs. Tennessee, 2/9/08
- 16 vs. Northwestern State, 12/15/07
- 16 vs. Nicholls State, 11/28/07
- 13 at South Carolina, 2/27/08
- 13 at Alabama, 2/2/08
- 13 vs. Alabama, 1/31/07

**Jay Bilas' ESPN.com All-Maui Team, Nov. 21**  
**LSU Athlete of the Week, Nov. 22**

## Junior Season (2007-08)

Third of season and second consecutive double double with 13 points, 10 rebounds, six blocks in 40 minutes in win at SC (2/27) ... Second double double with 12 points, career high 15 rebounds to go with five blocks in win vs. Ole Miss (2/23) ... Answers Tennessee game with a career high equaling 20 points in win at Florida (2/13) ... Best game since return, scoring 17 vs. Tennessee, hitting 8-of-15 shots (career minutes played 38)(2/9) ... Played 27 minutes off the bench at Alabama (2/2) and had his ninth double figure scoring game with 13 ... After two days of contact practice returned at Auburn (1/30) to play 24 minutes, scoring six points, with three rebounds and two blocks ... Suffered broken right hand early in second half against Tulane (1/2) ... Got scoring touch back in first half against Washington scoring 15 of his 19 points (12/29) ... Double figure scoring streak snapped at seven at Wichita (12/19) ... Scored in double figures in seventh straight game with 16 vs. Northwestern State (12/15) ... Made 18 straight free throws over four games before streak snapped on fifth attempt at Villanova (12/6) ... Career scoring night against Southern (11/30), for second straight game made all six free throw attempts ... Fourth straight double figure game against Nicholls State (11/29) ... Averaged 16 points for the three Maui games ... Back-to-back strong games with his first double-double against Chaminade (11/20) ... Had a career day, hitting three treys and scoring 19 points against Oklahoma State (11/19) ... Moved into the starting lineup against McNeese (11/14) with four points and six blocks.

## Johnson's Game-by-Game Statistics 2007-08

OPPONENT	MIN	FG	3FG	FT	REB	PF/D	A	TO	BLK	STL	PTS
Southeastern La.	13	1-4	0-2	0-0	2	0-0	0	0	1	1	2
McNeese State	26	2-4	0-1	0-0	3	3-0	1	2	6	0	4
Oklahoma State	37	8-9	3-4	0-0	5	2-0	1	7	0	0	19
Chaminade	34	8-15	0-1	2-3	11	1-0	1	1	3	1	18
Arizona State	21	4-5	1-1	2-2	5	5-1	1	5	2	1	11
Nicholls State	24	5-7	0-1	6-6	6	2-0	0	3	3	1	16
Southern	26	7-10	0-0	6-6	5	1-0	0	2	2	1	20
Villanova	32	3-5	0-2	5-6	4	2-0	0	3	3	1	11
Northwestern St.	33	6-8	2-2	2-2	2	1-0	1	2	1	3	16
Wichita State	29	2-7	0-0	0-0	7	1-0	0	2	1	0	4
Oregon State	29	3-5	0-0	0-0	3	4-0	1	3	2	2	6
Washington	36	9-12	1-1	0-0	9	3-0	0	1	2	1	19
Tulane	15	1-4	0-1	1-2	1	2-0	0	3	1	1	3
Texas A&M	DNP -- injury										
Mississippi St.	DNP -- injury										
Ole Miss	DNP -- injury										
Auburn	DNP -- injury										
Vanderbilt	DNP -- injury										
Arkansas	DNP -- injury										
Auburn	24	3-9	0-1	0-0	3	1-0	0	1	2	0	6
Alabama	27	3-7	1-3	6-6	4	4-0	0	0	1	0	13
Tennessee	38	8-15	0-4	1-1	8	2-0	1	3	4	1	17
Florida	34	8-11	2-5	1-1	6	3-0	3	2	4	1	20
Kentucky	32	2-9	0-3	0-0	4	3-0	1	2	1	0	4
Arkansas	32	3-11	1-4	2-4	7	5-1	3	4	0	0	9
Ole Miss	37	5-11	0-0	2-3	15	1-0	1	0	5	0	12
South Carolina	40	5-10	1-4	2-2	10	2-0	0	4	6	1	13
Georgia											
Alabama											
Mississippi State											

## Chris Johnson's Career Stats

YEAR	GP-GS	MIN/AVG	FG-FGA	PCT.	3FG-FGA	PCT.	FT-FTA	PCT.	REB-AVG	PF-FO	AST	TO	BLK	STL	PTS-AVG.
05-06	10-0	43/4.3	6-18	.333	0-6	.000	1-2	.500	7-0.7	2-0	3	6	3	2	13-1.3
06-07	18-2	122/6.8	24-43	.558	3-6	.500	7-11	.636	29-1.6	19-0	3	8	12	2	58-3.2
07-08	21-18	619/29.5	96-178	.539	12-30	.300	38-44	.864	120-5.7	48-2	15	50	50	16	242-11.5
<b>Totals</b>	<b>49-20</b>	<b>784-16.0</b>	<b>126-239</b>	<b>.527</b>	<b>15-52</b>	<b>.288</b>	<b>46-57</b>	<b>.807</b>	<b>156-3.2</b>	<b>69-2</b>	<b>21</b>	<b>64</b>	<b>65</b>	<b>20</b>	<b>313-6.4</b>



# Alex Farrer

Guard • 6-5 • 200 • Sophomore • 1VL • Phoenix, Ariz. • St. Mary's HS

# 30

## Top Performances

### Points

Season: 11, vs. Arkansas, 1/26/08  
 Career: 11, vs. Arkansas, 1/26/08

### Rebounds

Season: 5, vs. Auburn, 1/16/08  
 Career: 5, vs. Auburn, 1/16/08

### Field Goals Made

Season: 4, at Auburn, 1/16/08  
 Career: 4, at Auburn, 1/16/08

### 3 PT FG Made

Season: 1, five times  
 Career: 1, nine times

### Free Throws Made

Season: 4, at Florida, 2/13/08  
 Career: 4, at Florida, 2/13/08

### Assists

Season: 6, at Florida, 2/13/08  
 Career: 6, at Florida, 2/13/08

### Blocks

Season: 2, at S. Carolina, 2/27/08  
 Career: 2, at S. Carolina, 2/27/08

### Steals

Season: 4, vs. Tennessee, 2/9/08  
 Career: 4, vs. Tennessee, 2/9/08

### Minutes Played

Season: 34, vs. Auburn, 1/16/08  
 Career: 34, vs. Auburn, 1/16/08

## Top Career Scoring Games

- 11 vs. Arkansas, 1/26/08
- 8 vs. Auburn, 1/16/08
- 7 at Vanderbilt, 1/19/08
- 6 vs. Kentucky, 2/16/08
- 5 at Arkansas, 2/20/08
- 5 at Texas A&M, 1/5/07
- 5 vs. McNeese State, 11/29/06
- 5 vs. Nicholls State, 11/17/06
- 4 at Florida, 2/13/08
- 4 vs. Arizona State, 11/21/07

## Sophomore Season (2007-08)

Scored six points in 21 minutes against Kentucky (2/16) ... Had six assists and no turnovers in 30 minutes in win at Florida (2/13) ... Returned to starting lineup at Auburn (1/30) ... Came off the bench to play 22 minutes with a career scoring high of 11 points vs. Arkansas (1/26) ... Second start at Vandy, played 20 minutes with seven points ... Made his first career start, had career high eight points, three assists in 34 minutes against Auburn (1/16) ... Played 18 minutes and was in the game at crunch time at Ole Miss (1/12) ... Posted points for the fourth time at Wichita (12/19) ... Came in for first time in Chaminade game (11/20), took a blow to the nose, came down and got an assist before going to the bench for treatment ... Farr failed to score in either exhibition contest ... Started one game in Canada, averaged 4.3 points per game and hit three treys.


## Farrer's Game-by-Game Statistics

### 2007-08

OPPONENT	MIN	FG	3FG	FT	REB	PF/D	A	TO	BLK	STL	PTS
Southeastern La.	DNP										
McNeese State	DNP										
Oklahoma State	DNP										
Chaminade	0+	0-0	0-0	0-0	0	0-0	1	0	0	0	0
Arizona State	22	1-2	1-1	1-2	1	1-0	2	1	0	0	4
Nicholls State	8	0-0	0-0	1-2	1	1-0	1	2	0	0	1
Southern	2	0-0	0-0	0-0	0	0-0	0	0	0	0	0
Villanova	DNP										
Northwestern St.	8	0-0	0-0	1-2	2	0-0	0	1	0	0	1
Wichita State	9	1-1	0-0	0-0	0	0-0	1	0	0	0	2
Oregon State	7	0-0	0-0	2-2	2	0-0	1	0	0	0	2
Washington	4	0-0	0-0	0-2	0	0-0	0	0	0	0	0
Tulane	2	0-1	0-1	0-0	0	0-0	0	0	0	0	0
Texas A&M	20	2-6	1-3	0-0	1	3-0	1	1	0	2	5
Mississippi St.	15	0-4	0-2	0-0	4	1-0	1	1	0	0	0
Ole Miss	18	0-0	0-0	1-2	0	3-0	1	1	0	2	1
Auburn	34	4-7	0-3	0-0	5	1-0	3	1	0	0	8
Vanderbilt	20	3-5	1-3	0-0	1	4-0	0	2	0	1	20
Arkansas	22	5-10	1-4	0-0	3	2-0	2	3	0	1	11
Auburn	20	1-2	0-1	0-0	1	2-0	2	1	0	0	2
Alabama	24	1-3	1-1	0-0	1	2-0	0	0	0	0	3
Tennessee	23	1-2	0-0	0-0	3	2-0	1	3	0	4	2
Florida	30	0-2	0-1	4-4	2	3-0	6	0	0	1	4
Kentucky	21	3-6	0-2	0-0	2	1-0	1	0	1	0	6
Arkansas	29	2-4	0-0	1-4	3	1-0	2	2	0	1	5
Ole Miss	25	0-4	0-1	1-2	3	3-0	1	3	1	0	1
South Carolina	26	0-3	0-2	2-2	3	2-0	1	1	2	0	2
Georgia											
Alabama											
Mississippi State											

## Alex Farrer's Career Stats

YEAR	GP-GS	MIN/AVG	FG-FGA	PCT.	3FG-FGA	PCT.	FT-FTA	PCT.	REB.-AVG	PF-FO	AST	TO	BLK	STL	PTS-AVG.
06-07	14-0	86/6.1	5-23	.217	4-20	.200	4-6	.667	14-1.0	7-0	6	5	2	0	18-1.3
07-08	23-10	398/17.3	24-63	.381	5-26	.192	14-24	.583	40-1.7	33-0	28	24	4	12	67-2.9
<b>Totals</b>	<b>37-10</b>	<b>484/13.1</b>	<b>29-86</b>	<b>.337</b>	<b>9-46</b>	<b>.196</b>	<b>18-30</b>	<b>.600</b>	<b>54-1.5</b>	<b>40-0</b>	<b>34</b>	<b>29</b>	<b>6</b>	<b>12</b>	<b>85-2.3</b>



# Quintin Thornton

Forward • 6-8 • 230 • Junior • JC • Orlando, Fla. • Odessa College

# 32

### Top Performances

Season: 7, at Ole Miss, 1/12/08  
 Career: 7, at Ole Miss, 1/12/08

### Rebounds

Season: 9, vs. Arkansas, 1/29/08  
 Career: 9, vs. Arkansas, 1/29/08

### Field Goals Made

Season: 3, at Ole Miss, 1/12/08  
 Career: 3, at Ole Miss, 1/12/08

### 3 PT FG Made

Season:  
 Career:

### Free Throws Made

Season: 2, at Auburn, 1/30/08  
 Career: 2, at Auburn, 1/30/08

### Assists

Season: 3, at Auburn, 1/30/08  
 Career: 3, at Auburn, 1/30/08

### Blocks

Season: 1, twice  
 Career: 1, twice

### Steals

Season: 1, at Ole Miss, 1/12/08  
 Career: 1, at Ole Miss, 1/12/08

### Minutes Played

Season: 36, vs. Arkansas, 1/26/08  
 Career: 36, vs. Arkansas, 1/26/08

### Top Career Scoring Games

- 7 at Ole Miss, 1/12/08
- 4 at Vanderbilt, 1/19/08
- 2 at Alabama, 2/2/08
- 2 at Auburn, 1/30/08
- 2 vs. Arkansas, 1/26/08
- 1 vs. Auburn, 1/16/08

### Junior Season (2007-08)

Started five games against Auburn (1/16), at Vanderbilt (1/19), Arkansas (1/26), at Auburn (1/30) and at Alabama (2/2) ... Showed the potential the coaches saw in Canada in his first extensive minutes, scoring 7 points with 8 boards in 27 minutes at nationally-ranked Ole Miss (1/12) ... Returned to practice Jan. 8, played for first time at LSU on Jan. 9 ... Injured early in practice, needing surgery on right pectoral muscle ... Possibly a medical redshirt ... Averaged 12.7 minutes a game and 2.7 points and 4.0 rebounds in Canadian tour.

### Thornton's Game-by-Game Statistics

#### 2007-08

OPPONENT	MIN	FG	3FG	FT	REB	PF/D	A	TO	BLK	STL	PTS
Southeastern La.	DNP-Injury										
McNeese State	DNP-Injury										
Oklahoma State	DNP-Injury										
Chaminade	DNP-injury										
Arizona State	DNP-injury										
Nicholls State	DNP-injury										
Southern	DNP-injury										
Villanova	DNP-injury										
Northwestern St.	DNP-injury										
Wichita State	DNP-injury										
Oregon State	DNP-injury										
Washington	DNP-injury										
Tulane	DNP-injury										
Texas A&M	DNP-injury										
Mississippi St.	3	0-0	0-0	0-0	0	1-0	0	0	0	0	0
Ole Miss	27	3-4	0-0	1-2	8	4-0	2	1	0	1	7
Auburn	30	0-0	0-0	1-2	2	4-0	0	2	0	0	1
Vanderbilt	19	2-2	0-0	0-0	0	4-0	0	0	0	0	4
Arkansas	36	1-3	0-0	0-0	9	4-0	1	0	0	0	2
Auburn	20	0-0	0-0	2-2	0	2-0	3	1	1	0	2
Alabama	9	1-1	0-0	0-0	1	2-0	0	0	0	0	2
Tennessee	4	0-0	0-0	0-0	1	1-0	0	1	1	0	0
Florida	9	0-0	0-0	0-0	0	1-0	1	0	0	0	0
Kentucky	5	0-0	0-0	0-0	0	1-0	0	1	0	0	0
Arkansas	6	0-1	0-0	0-0	1	1-0	0	0	0	0	0
Ole Miss	9	0-0	0-0	0-0	1	0-0	0	0	0	0	0
South Carolina	2	0-0	0-0	0-0	0	0-0	0	0	0	0	0
Georgia											
Alabama											
Mississippi State											

### Quintin Thornton's Career Stats

YEAR	GP-GS	MIN/AVG	FG-FGA	PCT.	3FG-FGA	PCT.	FT-FTA	PCT.	REB.-AVG	PF-FO	AST	TO	BLK	STL	PTS-AVG.
07-08	13-5	179-13.8	7-11	.636	0-0	.000	4-6	.667	23-1.8	25-0	7	6	2	1	18-1.4
<b>Totals</b>	<b>13-5</b>	<b>179-13.8</b>	<b>7-11</b>	<b>.636</b>	<b>0-0</b>	<b>.000</b>	<b>4-6</b>	<b>.667</b>	<b>23-1.8</b>	<b>25-0</b>	<b>7</b>	<b>6</b>	<b>2</b>	<b>1</b>	<b>18-1.4</b>

LSU Season Schedule/Results & Leaders (as of Feb 27, 2008)  
All games

<b>RECORD:</b>	<b>OVERALL</b>	<b>HOME</b>	<b>AWAY</b>	<b>NEUTRAL</b>
<b>ALL GAMES.....</b>	<b>(11-16)</b>	<b>(7-6)</b>	<b>(3-8)</b>	<b>(1-2)</b>
<b>CONFERENCE.....</b>	<b>(4-9)</b>	<b>(1-5)</b>	<b>(3-4)</b>	<b>(0-0)</b>
<b>NON-CONFERENCE.....</b>	<b>(7-7)</b>	<b>(6-1)</b>	<b>(0-4)</b>	<b>(1-2)</b>

DATE	TIME	OPPONENT		SCORE	ATTEND	HIGH POINTS	HIGH REBOUNDS
11/12/07	7:00 pm	SOUTHEASTERN LOUISIANA	W	72-62	8171	(27)Thornton, Marcus	(13)Randolph, Anthony
11/14/07	7:00 pm	MCNEESE STATE	W	78-74	7891	(24)Thornton, Marcus	(14)Mitchell, Tasmin
11-19-07	12 p.m.	& vs OKLAHOMA STATE		77-83	L 2500	(20)Thornton, Marcus	(6)Martin, Terry
11-20-07	8:30 a.m.	& vs CHAMINADE	W	78-72	2500	(21)Randolph, Anthony	(11)Johnson, Chris
11-21-07	9 a.m.	& vs ARIZONA STATE		84-87	LOT 2500	(21)Randolph, Anthony	(12)Thornton, Marcus
11/28/07	7:00 pm	NICHOLLS STATE	W	68-41	7704	(24)Thornton, Marcus	(7)Randolph, Anthony
11/30/07	7:00 pm	SOUTHERN UNIVERSITY	W	88-45	7719	(24)Randolph, Anthony	(11)Randolph, Anthony
12/06/07	9:30 PM	# at Villanova		67-68	L 9212	(15)Thornton, Marcus	(13)Thornton, Marcus
12/15/07	7:00 pm	NORTHWESTERN STATE	W	82-58	7809	(22)Thornton, Marcus	(8)Randolph, Anthony
12-19-07	7:07 pm	at Wichita St.		47-67	L 10478	(12)Thornton, Marcus	(11)Thornton, Marcus
12/22/07	2:00 pm	OREGON STATE	W	67-61	7713	(20)Thornton, Marcus	(9)Randolph, Anthony
12/29/07	2:00 pm	WASHINGTON		65-73	L 8947	(19)Johnson, Chris	(9)Randolph, Anthony
							(9)Johnson, Chris
01/02/08	8 p.m.	at Tulane		63-68	L 3690	(19)Martin, Terry	(9)Randolph, Anthony
01/05/08	7 p.m.	at Texas A&M		53-79	L 12255	(16)Randolph, Anthony	(7)Randolph, Anthony
							(7)Thornton, Marcus
01/09/08	7:00 PM	* MISSISSIPPI STATE		39-61	L 7843	(12)Thornton, Marcus	(9)Randolph, Anthony
01-12-08	5:00 pm	* at Ole Miss		71-74	L 9328	(25)Thornton, Marcus	(11)Randolph, Anthony
01/16/08	7:00 pm	* AUBURN		67-74	L 9746	(27)Thornton, Marcus	(6)Thornton, Marcus
1/19/08	12 p.m.	* at Vanderbilt		76-92	L 13797	(27)Thornton, Marcus	(19)Randolph, Anthony
01/26/08	8:00 pm	* ARKANSAS		52-68	L 8860	(20)Thornton, Marcus	(9)Thornton, Quintin
01-30-08	7:00 p.m.	* at Auburn	W	81-80	5749	(38)Thornton, Marcus	(8)Temple, Garrett
02/02/08	2:00PM CST	* at University of Alabama		72-81	L 15316	(22)Thornton, Marcus	(12)Randolph, Anthony
02/09/08	2:00 pm	* TENNESSEE		45-47	L 10165	(17)Johnson, Chris	(8)Randolph, Anthony
							(8)Johnson, Chris
02/13/08	8 p.m.	* at University of Florid	W	85-73	11880	(22)Randolph, Anthony	(6)Johnson, Chris
02/16/08	12:00 pm	* KENTUCKY		63-67	L 9870	(24)Randolph, Anthony	(14)Randolph, Anthony
02-20-08	7:05 p.m.	* at Arkansas		61-87	L 16212	(18)Martin, Terry	(7)Randolph, Anthony
							(7)Johnson, Chris
							(7)Temple, Garrett
02/23/08	5:00 pm	* OLE MISS	W	69-49	8765	(17)Thornton, Marcus	(15)Johnson, Chris
2/27/08	7:30 PM	* at South Carolina	W	62-55	11246	(20)Randolph, Anthony	(10)Randolph, Anthony
							(10)Johnson, Chris

\* SEC Games

& EA Sports Maui Invitational

# Pizza Hut Big East/SEC Invitational

ATTENDANCE SUMMARY	GAMES	TOTALS	AVG/GAME
HOME.....	13	111203	8554
AWAY.....	11	119163	10833
NEUTRAL.....	3	7500	2500
TOTAL.....	27	237866	8810



**LSU Combined Team Statistics (as of Feb 27, 2008)**  
All games

<b>RECORD:</b>	<b>OVERALL</b>	<b>HOME</b>	<b>AWAY</b>	<b>NEUTRAL</b>
<b>ALL GAMES.....</b>	<b>(11-16)</b>	<b>(7-6)</b>	<b>(3-8)</b>	<b>(1-2)</b>
<b>CONFERENCE.....</b>	<b>(4-9)</b>	<b>(1-5)</b>	<b>(3-4)</b>	<b>(0-0)</b>
<b>NON-CONFERENCE.....</b>	<b>(7-7)</b>	<b>(6-1)</b>	<b>(0-4)</b>	<b>(1-2)</b>

## Player	GP-GS	Min--Avg	---TOTAL---		---3-PTS---		FT-FTA	Pct	----REBOUNDS----				PF	FO	A	TO	Blk	Stl	Pts	Avg
			FG-FGA	Pct	3FG-FGA	Pct			Off	Def	Tot	Avg								
05 Thornton, Marcus...	27-26	888 32.9	171-407	.420	72-202	.356	76-90	.844	54	96	150	5.6	57	0	33	59	7	36	490	18.1
03 Randolph, Anthony..	27-27	873 32.3	153-332	.461	2-17	.118	91-134	.679	74	161	235	8.7	72	1	35	78	64	33	399	14.8
21 Johnson, Chris.....	21-18	619 29.5	96-178	.539	12-40	.300	38-44	.864	40	80	120	5.7	48	2	15	50	50	16	242	11.5
13 Martin, Terry.....	27-17	688 25.5	89-244	.365	40-131	.305	20-27	.741	17	54	71	2.6	46	1	47	42	9	7	238	8.8
01 Mitchell, Tasmin...	3-3	66 22.0	7-21	.333	0-5	.000	8-10	.800	5	12	17	5.7	8	0	6	9	1	7	22	7.3
14 Temple, Garrett....	27-25	931 34.5	58-137	.423	22-66	.333	50-64	.781	26	86	112	4.1	75	1	96	65	22	35	188	7.0
11 Spencer, Bo.....	26-3	426 16.4	32-94	.340	19-57	.333	16-22	.727	10	24	34	1.3	28	0	39	26	1	14	99	3.8
02 Mason, Dameon.....	7-0	120 17.1	9-28	.321	0-0	.000	4-11	.364	5	16	21	3.0	13	0	5	5	4	5	22	3.1
30 Farrer, Alex.....	23-10	398 17.3	24-63	.381	5-26	.192	14-24	.583	11	29	40	1.7	33	0	28	24	4	12	67	2.9
20 Green, Garrett.....	22-1	229 10.4	19-44	.432	2-4	.500	3-7	.429	16	23	39	1.8	40	1	3	11	4	1	43	2.0
32 Thornton, Quintin..	13-5	179 13.8	7-11	.636	0-0	.000	4-6	.667	6	17	23	1.8	25	0	7	6	2	1	18	1.4
10 Terrebonne, Greg...	4-0	8 2.0	1-3	.333	0-0	.000	2-2	1.000	0	0	0	0.0	0	0	2	1	0	0	4	1.0
TEAM.....									38	60	98	3.6	2		2					
Total.....	27	5425	666-1562	.426	174-548	.318	326-441	.739	302	658	960	35.6	447	6	316	378	168	167	1832	67.9
Opponents.....	27	5425	684-1633	.419	181-529	.342	297-443	.670	370	649	1019	37.7	442	7	339	367	96	186	1846	68.4

TEAM STATISTICS	LS	OPP	DATE	OPPONENT	W/L	SCORE	ATTEND
SCORING.....	1832	1846	11/12/07	SOUTHEASTERN LOUISIANA	W	72-62	8171
Points per game.....	67.9	68.4	11/14/07	MCNEESE STATE	W	78-74	7891
Scoring margin.....	-0.5	-	&11-19-07	vs OKLAHOMA STATE	L	77-83	2500
FIELD GOALS-ATT.....	666-1562	684-1633	&11-20-07	vs CHAMINADE	W	78-72	2500
Field goal pct.....	.426	.419	&11-21-07	vs ARIZONA STATE	LOT	84-87	2500
3 POINT FG-ATT.....	174-548	181-529	11/28/07	NICHOLLS STATE	W	68-41	7704
3-point FG pct.....	.318	.342	11/30/07	SOUTHERN UNIVERSITY	W	88-45	7719
3-pt FG made per game..	6.4	6.7	#12/06/07	at Villanova	L	67-68	9212
FREE THROWS-ATT.....	326-441	297-443	12/15/07	NORTHWESTERN STATE	W	82-58	7809
Free throw pct.....	.739	.670	12-19-07	at Wichita St.	L	47-67	10478
REBOUNDS.....	960	1019	12/22/07	OREGON STATE	W	67-61	7713
Rebounds per game.....	35.6	37.7	12/29/07	WASHINGTON	L	65-73	8947
Rebounding margin.....	-2.2	-	01/02/08	at Tulane	L	63-68	3690
ASSISTS.....	316	339	01/05/08	at Texas A&M	L	53-79	12255
Assists per game.....	11.7	12.6	*01/09/08	MISSISSIPPI STATE	L	39-61	7843
TURNOVERS.....	378	367	*01-12-08	at Ole Miss	L	71-74	9328
Turnovers per game.....	14.0	13.6	*01/16/08	AUBURN	L	67-74	9746
Turnover margin.....	-0.4	-	*1/19/08	at Vanderbilt	L	76-92	13797
Assist/turnover ratio..	0.8	0.9	*01/26/08	ARKANSAS	L	52-68	8860
STEALS.....	167	186	*01-30-08	at Auburn	W	81-80	5749
Steals per game.....	6.2	6.9	*02/02/08	at University of Alabama	L	72-81	15316
BLOCKS.....	168	96	*02/09/08	TENNESSEE	L	45-47	10165
Blocks per game.....	6.2	3.6	*02/13/08	at University of Florid	W	85-73	11880
WINNING STREAK.....	2	-	*02/16/08	KENTUCKY	L	63-67	9870
Home win streak.....	1	-	*02-20-08	at Arkansas	L	61-87	16212
ATTENDANCE.....	111203	126663	*02/23/08	OLE MISS	W	69-49	8765
Home games-Avg/Game....	13-8554	11-10833	*2/27/08	at South Carolina	W	62-55	11246
Neutral site-Avg/Game..	-	3-2500					
SCORE BY PERIODS:	1st	2nd	OT	Total			
LSU.....	855	971	6	- 1832			
Opponents.....	886	951	9	- 1846			

\* SEC Games  
& EA Sports Maui Invitational  
# Pizza Hut Big East/SEC Invitational

LSU Combined Team Statistics (as of Feb 27, 2008)  
Conference games

<b>RECORD:</b>	<b>OVERALL</b>	<b>HOME</b>	<b>AWAY</b>	<b>NEUTRAL</b>
<b>ALL GAMES.....</b>	<b>(4-9)</b>	<b>(1-5)</b>	<b>(3-4)</b>	<b>(0-0)</b>
<b>CONFERENCE.....</b>	<b>(4-9)</b>	<b>(1-5)</b>	<b>(3-4)</b>	<b>(0-0)</b>
<b>NON-CONFERENCE.....</b>	<b>(0-0)</b>	<b>(0-0)</b>	<b>(0-0)</b>	<b>(0-0)</b>

## Player	GP-GS	Min--Avg	---TOTAL---		---3-PTS---		FT-FTA	Pct	---REBOUNDS---				PF	FO	A	TO	Blk	Stl	Pts	Avg
			FG-FGA	Pct	3FG-FGA	Pct			Off	Def	Tot	Avg								
05 Thornton, Marcus...	13-12	418 32.2	85-203	.419	41-106	.387	34-40	.850	22	42	64	4.9	24	0	10	30	1	14	245	18.8
03 Randolph, Anthony..	13-13	446 34.3	81-178	.455	0-3	.000	43-63	.683	44	81	125	9.6	34	0	16	46	26	11	205	15.8
21 Johnson, Chris.....	8-6	264 33.0	37-83	.446	5-24	.208	14-17	.824	22	35	57	7.1	21	1	9	16	23	3	93	11.6
14 Temple, Garrett....	13-13	469 36.1	33-83	.398	12-37	.324	25-31	.806	18	44	62	4.8	37	0	48	29	7	18	103	7.9
13 Martin, Terry.....	13-3	292 22.5	33-96	.344	13-52	.250	12-15	.800	7	17	24	1.8	20	1	19	13	1	2	91	7.0
02 Mason, Dameon.....	1-0	29 29.0	3-9	.333	0-0	.000	1-2	.500	1	2	3	3.0	3	0	0	2	1	3	7	7.0
30 Farrer, Alex.....	13-10	307 23.6	20-52	.385	3-20	.150	9-14	.643	9	22	31	2.4	27	0	21	18	4	10	52	4.0
10 Terrebonne, Greg...	1-0	2 2.0	0-0	.000	0-0	.000	2-2	1.000	0	0	0	0.0	0	0	0	0	0	0	2	2.0
32 Thornton, Quintin..	13-5	179 13.8	7-11	.636	0-0	.000	4-6	.667	6	17	23	1.8	25	0	7	6	2	1	18	1.4
11 Spencer, Bo.....	12-2	114 9.5	6-29	.207	2-13	.154	1-2	.500	4	7	11	0.9	7	0	6	2	0	6	15	1.3
20 Green, Garrett.....	10-1	80 8.0	5-18	.278	1-3	.333	1-2	.500	7	2	9	0.9	14	0	0	2	1	0	12	1.2
TEAM.....									21	33	54	4.2	1		1					
-----																				
Total.....	13	2600	310-762	.407	77-258	.298	146-194	.753	161	302	463	35.6	213	2	136	165	66	68	843	64.8
Opponents.....	13	2600	341-770	.443	98-263	.373	128-195	.656	164	310	474	36.5	203	1	178	159	53	80	908	69.8

TEAM STATISTICS	LS	OPP	DATE	OPPONENT	W/L	SCORE	ATTEND	
SCORING.....	843	908	*01/09/08	MISSISSIPPI STATE	L	39-61	7843	
Points per game.....	64.8	69.8	*01-12-08	at Ole Miss	L	71-74	9328	
Scoring margin.....	-5.0	-	*01/16/08	AUBURN	L	67-74	9746	
FIELD GOALS-ATT.....	310-762	341-770	*1/19/08	at Vanderbilt	L	76-92	13797	
Field goal pct.....	.407	.443	*01/26/08	ARKANSAS	L	52-68	8860	
3 POINT FG-ATT.....	77-258	98-263	*01-30-08	at Auburn	W	81-80	5749	
3-point FG pct.....	.298	.373	*02/02/08	at University of Alabama	L	72-81	15316	
3-pt FG made per game..	5.9	7.5	*02/09/08	TENNESSEE	L	45-47	10165	
FREE THROWS-ATT.....	146-194	128-195	*02/13/08	at University of Florid	W	85-73	11880	
Free throw pct.....	.753	.656	*02/16/08	KENTUCKY	L	63-67	9870	
REBOUNDS.....	463	474	*02-20-08	at Arkansas	L	61-87	16212	
Rebounds per game.....	35.6	36.5	*02/23/08	OLE MISS	W	69-49	8765	
Rebounding margin.....	-0.8	-	*2/27/08	at South Carolina	W	62-55	11246	
ASSISTS.....	136	178	* SEC Games					
Assists per game.....	10.5	13.7	& EA Sports Maui Invitational					
TURNOVERS.....	165	159	# Pizza Hut Big East/SEC Invitational					
Turnovers per game.....	12.7	12.2						
Turnover margin.....	-0.5	-						
Assist/turnover ratio..	0.8	1.1						
STEALS.....	68	80						
Steals per game.....	5.2	6.2						
BLOCKS.....	66	53						
Blocks per game.....	5.1	4.1						
WINNING STREAK.....	2	-						
Home win streak.....	1	-						
ATTENDANCE.....	55249	83528						
Home games-Avg/Game....	6-9208	7-11933						
Neutral site-Avg/Game..	-	0-0						

SCORE BY PERIODS:	1st	2nd	Total
-----	-----	-----	-----
LSU.....	398	445	- 843
Opponents.....	451	457	- 908

LSU Category Leaders (as of Feb 27, 2008)  
All games

FG PERCENTAGE	FG	ATT	Pct
Thornton, Quintin...	7	11	.636
Johnson, Chris.....	96	178	.539
Randolph, Anthony...	153	332	.461
Green, Garrett.....	19	44	.432
Temple, Garrett.....	58	137	.423
Thornton, Marcus....	171	407	.420
Farrer, Alex.....	24	63	.381
Martin, Terry.....	89	244	.365
Spencer, Bo.....	32	94	.340
Terrebonne, Greg....	1	3	.333
Mitchell, Tasmin....	7	21	.333
Mason, Dameon.....	9	28	.321

3-POINT PERCENTAGE	3FG	ATT	Pct
Green, Garrett.....	2	4	.500
Thornton, Marcus....	72	202	.356
Temple, Garrett.....	22	66	.333
Spencer, Bo.....	19	57	.333
Martin, Terry.....	40	131	.305
Johnson, Chris.....	12	40	.300
Farrer, Alex.....	5	26	.192
Randolph, Anthony...	2	17	.118
Mitchell, Tasmin....	0	5	.000

FT PERCENTAGE	FT	ATT	Pct
Terrebonne, Greg....	2	2	1.000
Johnson, Chris.....	38	44	.864
Thornton, Marcus....	76	90	.844
Mitchell, Tasmin....	8	10	.800
Temple, Garrett.....	50	64	.781
Martin, Terry.....	20	27	.741
Spencer, Bo.....	16	22	.727
Randolph, Anthony...	91	134	.679
Thornton, Quintin...	4	6	.667
Farrer, Alex.....	14	24	.583
Green, Garrett.....	3	7	.429
Mason, Dameon.....	4	11	.364

POINTS	G	Pts	Pts/G
Thornton, Marcus....	27	490	18.1
Randolph, Anthony...	27	399	14.8
Johnson, Chris.....	21	242	11.5
Martin, Terry.....	27	238	8.8
Temple, Garrett.....	27	188	7.0
Spencer, Bo.....	26	99	3.8
Farrer, Alex.....	23	67	2.9
Green, Garrett.....	22	43	2.0
Mason, Dameon.....	7	22	3.1
Mitchell, Tasmin....	3	22	7.3
Thornton, Quintin...	13	18	1.4
Terrebonne, Greg....	4	4	1.0

FIELD GOAL ATTEMPTS	G	Att	Att/G
Thornton, Marcus....	27	407	15.1
Randolph, Anthony...	27	332	12.3
Martin, Terry.....	27	244	9.0
Johnson, Chris.....	21	178	8.5
Temple, Garrett.....	27	137	5.1

FIELD GOALS MADE	G	Made	Made/G
Thornton, Marcus....	27	171	6.3
Randolph, Anthony...	27	153	5.7
Johnson, Chris.....	21	96	4.6
Martin, Terry.....	27	89	3.3
Temple, Garrett.....	27	58	2.1

3-POINT FG ATTEMPTS	G	Att	Att/G
Thornton, Marcus....	27	202	7.5
Martin, Terry.....	27	131	4.9
Temple, Garrett.....	27	66	2.4
Spencer, Bo.....	26	57	2.2
Johnson, Chris.....	21	40	1.9

3-POINT FGS MADE	G	Made	Made/G
Thornton, Marcus....	27	72	2.7
Martin, Terry.....	27	40	1.5
Temple, Garrett.....	27	22	0.8
Spencer, Bo.....	26	19	0.7
Johnson, Chris.....	21	12	0.6

FREE THROW ATTEMPTS	G	Att	Att/G
Randolph, Anthony...	27	134	5.0
Thornton, Marcus....	27	90	3.3
Temple, Garrett.....	27	64	2.4
Johnson, Chris.....	21	44	2.1
Martin, Terry.....	27	27	1.0

FREE THROWS MADE	G	Made	Made/G
Randolph, Anthony...	27	91	3.4
Thornton, Marcus....	27	76	2.8
Temple, Garrett.....	27	50	1.9
Johnson, Chris.....	21	38	1.8
Martin, Terry.....	27	20	0.7

SCORING AVERAGE	G	Pts	Avg/G
Thornton, Marcus....	27	490	18.1
Randolph, Anthony...	27	399	14.8
Johnson, Chris.....	21	242	11.5
Martin, Terry.....	27	238	8.8
Mitchell, Tasmin....	3	22	7.3
Temple, Garrett.....	27	188	7.0
Spencer, Bo.....	26	99	3.8
Mason, Dameon.....	7	22	3.1
Farrer, Alex.....	23	67	2.9
Green, Garrett.....	22	43	2.0
Thornton, Quintin...	13	18	1.4
Terrebonne, Greg....	4	4	1.0

LSU Category Leaders (as of Feb 27, 2008)  
All games

REBOUNDS	G	Reb	Reb/G
Randolph, Anthony...	27	235	8.7
Thornton, Marcus....	27	150	5.6
Johnson, Chris.....	21	120	5.7
Temple, Garrett.....	27	112	4.1
Martin, Terry.....	27	71	2.6

REBOUND AVERAGE	G	Reb	Avg/G
Randolph, Anthony...	27	235	8.7
Johnson, Chris.....	21	120	5.7
Mitchell, Tasmin....	3	17	5.7
Thornton, Marcus....	27	150	5.6
Temple, Garrett.....	27	112	4.1

OFFENSIVE REBOUNDS	G	No.	Avg/G
Randolph, Anthony...	27	74	2.7
Thornton, Marcus....	27	54	2.0
Johnson, Chris.....	21	40	1.9
Temple, Garrett.....	27	26	1.0
Martin, Terry.....	27	17	0.6

DEFENSIVE REBOUNDS	G	No.	Avg/G
Randolph, Anthony...	27	161	6.0
Thornton, Marcus....	27	96	3.6
Temple, Garrett.....	27	86	3.2
Johnson, Chris.....	21	80	3.8
Martin, Terry.....	27	54	2.0

FOULS	G	No.	Per/G
Temple, Garrett.....	27	75	2.8
Randolph, Anthony...	27	72	2.7
Thornton, Marcus....	27	57	2.1
Johnson, Chris.....	21	48	2.3
Martin, Terry.....	27	46	1.7

FOULOUTS	G	No.
Johnson, Chris.....	21	2
Temple, Garrett.....	27	1
Martin, Terry.....	27	1
Green, Garrett.....	22	1
Randolph, Anthony...	27	1

ASSISTS	G	No.	A/G
Temple, Garrett.....	27	96	3.6
Martin, Terry.....	27	47	1.7
Spencer, Bo.....	26	39	1.5
Randolph, Anthony...	27	35	1.3
Thornton, Marcus....	27	33	1.2

STEALS	G	No.	S/G
Thornton, Marcus....	27	36	1.3
Temple, Garrett.....	27	35	1.3
Randolph, Anthony...	27	33	1.2
Johnson, Chris.....	21	16	0.8
Spencer, Bo.....	26	14	0.5

BLOCKED SHOTS	G	No.	Blk/G
Randolph, Anthony...	27	64	2.4
Johnson, Chris.....	21	50	2.4
Temple, Garrett.....	27	22	0.8
Martin, Terry.....	27	9	0.3
Thornton, Marcus....	27	7	0.3

MINUTES	G	No.	Min/G
Temple, Garrett.....	27	931	34.5
Thornton, Marcus....	27	888	32.9
Randolph, Anthony...	27	873	32.3
Martin, Terry.....	27	688	25.5
Johnson, Chris.....	21	619	29.5

TURNOVERS	G	No.	TO/G
Randolph, Anthony...	27	78	2.9
Temple, Garrett.....	27	65	2.4
Thornton, Marcus....	27	59	2.2
Johnson, Chris.....	21	50	2.4
Martin, Terry.....	27	42	1.6

**LSU Team Game-by-Game (as of Feb 27, 2008)**  
**All games**

TEAM STATISTICS

Opponent	Date	Score	W/L	---TOTAL---		--3-PTRS--		FT-FTA		----REBOUNDS----				PF	A	TO	Blk	Stl	Pts---Avg	
				FG-FGA	Pct	3FG-FGA	Pct	Pct	Off	Def	Tot	Avg								
SOUTHEASTERN LOUISIAN	11/12/07	72-62	W	26-51	.510	6-16	.375	14-20	.700	3	26	29	29.0	15	13	14	8	11	72	72.0
MCNEESE STATE	11/14/07	78-74	W	27-56	.482	3-18	.167	21-29	.724	12	26	38	33.5	11	13	14	11	9	78	75.0
vs OKLAHOMA STATE	11-19-07	77-83	L	25-53	.472	11-25	.440	16-18	.889	9	22	31	32.7	25	14	26	7	5	77	75.7
vs CHAMINADE	11-20-07	78-72	W	32-68	.471	7-21	.333	7-14	.500	14	27	41	34.8	13	12	11	11	8	78	76.2
vs ARIZONA STATE	11-21-07	84-87	Lot	29-62	.468	12-33	.364	14-16	.875	13	24	37	35.2	25	18	20	5	4	84	77.8
NICHOLLS STATE	11/28/07	68-41	W	25-48	.521	7-20	.350	11-15	.733	13	26	39	35.8	13	10	21	9	7	68	76.2
SOUTHERN UNIVERSITY	11/30/07	88-45	W	35-65	.538	7-19	.368	11-15	.733	14	37	51	38.0	16	18	12	7	8	88	77.9
at Villanova	12/06/07	67-68	L	22-52	.423	7-23	.304	16-25	.640	9	30	39	38.1	23	14	16	14	7	67	76.5
NORTHWESTERN STATE	12/15/07	82-58	W	25-53	.472	9-20	.450	23-30	.767	5	29	34	37.7	10	17	17	7	12	82	77.1
at Wichita St.	12-19-07	47-67	L	18-58	.310	4-21	.190	7-9	.778	9	22	31	37.0	13	6	11	5	5	47	74.1
OREGON STATE	12/22/07	67-61	W	20-57	.351	10-23	.435	17-22	.773	9	24	33	36.6	15	15	10	6	8	67	73.5
WASHINGTON	12/29/07	65-73	L	26-58	.448	3-13	.231	10-12	.833	9	24	33	36.3	18	9	18	4	7	65	72.8
at Tulane	01/02/08	63-68	L	23-57	.404	8-23	.348	9-14	.643	13	17	30	35.8	17	12	12	5	5	63	72.0
at Texas A&M	01/05/08	53-79	L	23-62	.371	3-15	.200	4-8	.500	9	22	31	35.5	20	9	11	3	3	53	70.6
MISSISSIPPI STATE	01/09/08	39-61	L	14-66	.212	2-17	.118	9-13	.692	17	19	36	35.5	14	4	9	4	6	39	68.5
at Ole Miss	01-12-08	71-74	L	28-61	.459	8-23	.348	7-15	.467	11	24	35	35.5	18	11	8	4	6	71	68.7
AUBURN	01/16/08	67-74	L	23-48	.479	7-24	.292	14-19	.737	7	22	29	35.1	19	12	15	0	6	67	68.6
at Vanderbilt	1/19/08	76-92	L	28-59	.475	4-13	.308	16-19	.842	13	25	38	35.3	22	8	17	3	3	76	69.0
ARKANSAS	01/26/08	52-68	L	20-69	.290	5-26	.192	7-8	.875	19	18	37	35.4	17	8	12	4	5	52	68.1
at Auburn	01-30-08	81-80	W	31-61	.508	10-25	.400	9-12	.750	9	21	30	35.1	14	16	7	5	1	81	68.8
at University of Alab	02/02/08	72-81	L	21-57	.368	9-22	.409	21-22	.955	11	25	36	35.1	18	12	16	3	6	72	68.9
TENNESSEE	02/09/08	45-47	L	20-50	.400	3-20	.150	2-4	.500	14	24	38	35.3	18	6	22	9	8	45	67.8
at University of Flor	02/13/08	85-73	W	33-55	.600	9-20	.450	10-15	.667	5	17	22	34.7	12	19	11	6	9	85	68.6
KENTUCKY	02/16/08	63-67	L	25-62	.403	5-18	.278	8-10	.800	15	18	33	34.6	16	7	10	3	8	63	68.3
at Arkansas	02-20-08	61-87	L	21-57	.368	4-14	.286	15-26	.577	13	21	34	34.6	19	14	16	4	5	61	68.0
OLE MISS	02/23/08	69-49	W	24-63	.381	7-19	.368	14-17	.824	14	37	51	35.2	16	13	8	12	2	69	68.1
at South Carolina	2/27/08	62-55	W	22-54	.407	4-17	.235	14-14	1.000	13	31	44	35.6	10	6	14	9	3	62	67.9
-----																				
LSU		1832		666-1562	.426	174-548	.318	326-441	.739	302	658	960	35.6	447	316	378	168	167	1832	67.9
Opponents		1846		684-1633	.419	181-529	.342	297-443	.670	370	649	1019	37.7	442	339	367	96	186	1846	68.4

Games played: 27  
Points/game: 67.9  
FG Pct: 42.6  
3FG Pct: 31.8  
FT Pct: 73.9

Rebounds/game: 35.6  
Assists/game: 11.7  
Turnovers/game: 14.0  
Assist/turnover ratio: 0.8  
Steals/game: 6.2  
Blocks/game: 6.2

LSU Opponent Game-by-Game (as of Feb 27, 2008)  
All games

OPPONENT STATISTICS

Opponent	Date	Score	W/L	---TOTAL---		--3-PTRS--		FT-FTA		----REBOUNDS----				PF	A	TO	Blk	Stl	Pts---Avg	
				FG-FGA	Pct	3FG-FGA	Pct	Pct	Off	Def	Tot	Avg								
SOUTHEASTERN LOUISIAN	11/12/07	72-62	W	25-63	.397	4-19	.211	8-14	.571	14	24	38	38.0	20	6	16	1	7	62	62.0
MCNEESE STATE	11/14/07	78-74	W	29-64	.453	12-23	.522	4-6	.667	10	21	31	34.5	22	10	14	5	7	74	68.0
vs OKLAHOMA STATE	11-19-07	77-83	L	27-58	.466	9-20	.450	20-24	.833	11	21	32	33.7	21	12	18	3	12	83	73.0
vs CHAMINADE	11-20-07	78-72	W	27-71	.380	13-33	.394	5-7	.714	18	27	45	36.5	16	15	14	0	5	72	72.8
vs ARIZONA STATE	11-21-07	84-87	Lot	31-62	.500	6-21	.286	19-29	.655	12	22	34	36.0	18	15	14	4	9	87	75.6
NICHOLLS STATE	11/28/07	68-41	W	16-53	.302	5-24	.208	4-14	.286	16	12	28	34.7	16	10	19	0	14	41	69.8
SOUTHERN UNIVERSITY	11/30/07	88-45	W	16-65	.246	3-19	.158	10-19	.526	17	18	35	34.7	14	4	14	4	9	45	66.3
at Villanova	12/06/07	67-68	L	21-62	.339	3-9	.333	23-34	.676	17	26	43	35.8	18	10	13	4	9	68	66.5
NORTHWESTERN STATE	12/15/07	82-58	W	22-71	.310	7-23	.304	7-7	1.000	20	28	48	37.1	23	11	21	4	6	58	65.6
at Wichita St.	12-19-07	47-67	L	26-65	.400	2-19	.105	13-14	.929	17	33	50	38.4	13	15	11	3	7	67	65.7
OREGON STATE	12/22/07	67-61	W	24-57	.421	6-18	.333	7-14	.500	13	30	43	38.8	20	12	19	5	2	61	65.3
WASHINGTON	12/29/07	65-73	L	28-61	.459	3-12	.250	14-20	.700	14	24	38	38.8	14	13	14	2	11	73	65.9
at Tulane	01/02/08	63-68	L	23-57	.404	5-12	.417	17-19	.895	18	22	40	38.8	12	14	12	5	5	68	66.1
at Texas A&M	01/05/08	53-79	L	28-54	.519	5-14	.357	18-27	.667	9	31	40	38.9	12	14	9	3	3	79	67.0
MISSISSIPPI STATE	01/09/08	39-61	L	24-50	.480	4-18	.222	9-17	.529	11	36	47	39.5	15	11	17	10	5	61	66.6
at Ole Miss	01-12-08	71-74	L	28-61	.459	6-20	.300	12-18	.667	15	24	39	39.4	15	11	9	1	2	74	67.1
AUBURN	01/16/08	67-74	L	29-53	.547	9-19	.474	7-15	.467	7	21	28	38.8	18	15	13	1	9	74	67.5
at Vanderbilt	1/19/08	76-92	L	32-65	.492	9-20	.450	19-25	.760	11	20	31	38.3	17	21	8	3	7	92	68.8
ARKANSAS	01/26/08	52-68	L	23-53	.434	10-15	.667	12-15	.800	13	29	42	38.5	11	8	17	7	4	68	68.8
at Auburn	01-30-08	81-80	W	28-55	.509	10-23	.435	14-15	.933	7	23	30	38.1	17	14	8	3	2	80	69.3
at University of Alab	02/02/08	72-81	L	28-59	.475	9-21	.429	16-24	.667	11	25	36	38.0	18	20	13	5	12	81	69.9
TENNESSEE	02/09/08	45-47	L	19-60	.317	5-19	.263	4-15	.267	22	17	39	38.0	13	6	15	5	13	47	68.9
at University of Flor	02/13/08	85-73	W	30-65	.462	9-27	.333	4-5	.800	18	21	39	38.1	15	15	19	1	2	73	69.0
KENTUCKY	02/16/08	63-67	L	26-51	.510	7-14	.500	8-10	.800	8	23	31	37.8	13	16	13	3	3	67	69.0
at Arkansas	02-20-08	61-87	L	33-63	.524	11-23	.478	10-18	.556	12	26	38	37.8	17	18	14	5	7	87	69.7
OLE MISS	02/23/08	69-49	W	19-71	.268	5-22	.227	6-11	.545	19	27	46	38.1	21	10	9	5	5	49	68.9
at South Carolina	2/27/08	62-55	W	22-64	.344	4-22	.182	7-7	1.000	10	18	28	37.7	13	13	4	4	9	55	68.4
Opponents		1846		684-1633	.419	181-529	.342	297-443	.670	370	649	1019	37.7	442	339	367	96	186	1846	68.4
LSU		1832		666-1562	.426	174-548	.318	326-441	.739	302	658	960	35.6	447	316	378	168	167	1832	67.9

Games played: 27  
Points/game: 68.4  
FG Pct: 41.9  
3FG Pct: 34.2  
FT Pct: 67.0

Rebounds/game: 37.7  
Assists/game: 12.6  
Turnovers/game: 13.6  
Assist/turnover ratio: 0.9  
Steals/game: 6.9  
Blocks/game: 3.6

LSU Game-by-Game Points-Rebounds-Assists (as of Feb 27, 2008)  
All games

Opponent	Date	Score	WL	01 MITCHELL,	02 MASON,DAM	03 RANDOLPH,	05 THORNTON,	10 TERREBONN	11 SPENCER,B	13 MARTIN,TE	14 TEMPLE,GA	20 GREEN,GAR
SOUTHEASTERN LOUISIANA	11/12/07	72-62	W	6- 2- 3	5- 1- 0	19-13- 2	27- 2- 2	DNP	7- 1- 2	6- 4- 3	0- 1- 1	DNP
MCNEESE STATE	11/14/07	78-74	W	16-14- 3	DNP	12- 7- 3	24- 3- 2	DNP	2- 1- 0	11- 5- 2	9- 2- 2	DNP
vs OKLAHOMA STATE	11-19-07	77-83	L	0- 1- 0	DNP	5- 5- 2	20- 3- 1	DNP	10- 1- 4	5- 6- 0	17- 3- 5	1- 2- 1
vs CHAMINADE	11-20-07	78-72	W	DNP	DNP	21- 9- 2	4- 2- 0	DNP	11- 3- 2	13- 7- 1	9- 4- 4	2- 4- 1
vs ARIZONA STATE	11-21-07	84-87	OL	DNP	DNP	21- 7- 1	18-12- 1	DNP	14- 2- 3	3- 2- 3	11- 5- 7	2- 0- 0
NICHOLLS STATE	11/28/07	68-41	W	DNP	2- 4- 1	6- 7- 1	24- 6- 1	0- 0- 0	11- 4- 3	4- 2- 1	0- 3- 2	4- 5- 0
SOUTHERN UNIVERSITY	11/30/07	88-45	W	DNP	2- 4- 2	24-11- 1	22- 7- 3	2- 0- 2	0- 1- 6	11- 7- 1	3- 4- 3	4- 8- 0
at Villanova	12/06/07	67-68	L	DNP	2- 3- 0	12- 6- 1	15-13- 2	DNP	5- 1- 3	14- 2- 2	8- 3- 6	0- 0- 0
NORTHWESTERN STATE	12/15/07	82-58	W	DNP	0- 0- 1	13- 8- 4	22- 5- 2	0- 0- 0	9- 3- 3	15- 3- 4	4- 6- 2	2- 1- 0
at Wichita St.	12-19-07	47-67	L	DNP	DNP	6- 3- 1	12-11- 2	DNP	4- 1- 0	11- 3- 0	6- 2- 2	2- 1- 0
OREGON STATE	12/22/07	67-61	W	DNP	DNP	14- 9- 0	20- 6- 1	DNP	0- 0- 1	15- 2- 6	4- 7- 5	6- 1- 0
WASHINGTON	12/29/07	65-73	L	DNP	DNP	10- 9- 0	18- 8- 2	DNP	0- 1- 0	14- 1- 2	0- 3- 5	4- 2- 0
at Tulane	01/02/08	63-68	L	DNP	4- 6- 1	15- 9- 1	7- 1- 4	DNP	9- 3- 2	19- 1- 2	6- 4- 2	0- 2- 0
at Texas A&M	01/05/08	53-79	L	DNP	DNP	16- 7- 0	12- 7- 0	DNP	2- 1- 4	6- 2- 1	8- 3- 2	4- 4- 1
MISSISSIPPI STATE	01/09/08	39-61	L	DNP	7- 3- 0	10- 9- 0	12- 7- 0	DNP	0- 2- 0	4- 1- 2	4- 3- 1	2- 0- 0
at Ole Miss	01-12-08	81-74	L	DNP	DNP	18-11- 1	25- 3- 2	DNP	0- 1- 1	2- 2- 1	16- 6- 3	2- 1- 0
AUBURN	01/16/08	67-74	L	DNP	DNP	12- 5- 4	27- 6- 0	DNP	2- 0- 0	0- 1- 1	17- 5- 4	0- 0- 0
at Vanderbilt	1/19/08	76-92	L	DNP	DNP	14-19- 3	27- 6- 2	DNP	4- 1- 0	7- 3- 0	10- 4- 3	3- 2- 0
ARKANSAS	01/26/08	52-68	L	DNP	DNP	14- 8- 0	20- 5- 0	DNP	1- 1- 0	2- 1- 1	2- 3- 4	0- 1- 0
at Auburn	01-30-08	81-80	W	DNP	DNP	21- 6- 2	38- 7- 1	DNP	0- 0- 0	11- 1- 1	1- 8- 7	DNP
at University of Alabam	02/02/08	72-81	L	DNP	DNP	13-12- 1	22- 3- 1	DNP	0- 0- 1	12- 4- 4	7- 9- 5	DNP
TENNESSEE	02/09/08	45-47	L	DNP	DNP	6- 8- 1	12- 7- 0	DNP	0- 3- 0	2- 1- 1	3- 1- 2	3- 1- 0
at University of Florid	02/13/08	85-73	W	DNP	DNP	22- 5- 1	20- 3- 1	DNP	0- 0- 2	10- 0- 0	10- 2- 5	DNP
KENTUCKY	02/16/08	63-67	L	DNP	DNP	24-14- 0	9- 5- 1	DNP	0- 0- 0	12- 0- 2	8- 5- 2	0- 1- 0
at Arkansas	02-20-08	61-87	L	DNP	DNP	16- 7- 0	2- 1- 0	DNP	3- 2- 2	18- 5- 1	8- 7- 6	0- 0- 0
OLE MISS	02/23/08	69-49	W	DNP	DNP	15-11- 3	17- 4- 1	2- 0- 0	5- 1- 0	11- 2- 3	6- 6- 4	0- 2- 0
at South Carolina	2/27/08	62-55	W	DNP	DNP	20-10- 0	14- 7- 1	DNP	DNP	0- 3- 2	11- 3- 2	2- 1- 0

Opponent	Date	Score	WL	21 JOHNSON,C	30 FARRER,AL	32 THORNTON,
SOUTHEASTERN LOUISIANA	11/12/07	72-62	W	2- 2- 0	DNP	DNP
MCNEESE STATE	11/14/07	78-74	W	4- 3- 1	DNP	DNP
vs OKLAHOMA STATE	11-19-07	77-83	L	19- 5- 1	DNP	DNP
vs CHAMINADE	11-20-07	78-72	W	18-11- 1	0- 0- 1	DNP
vs ARIZONA STATE	11-21-07	84-87	OL	11- 5- 1	4- 1- 2	DNP
NICHOLLS STATE	11/28/07	68-41	W	16- 6- 0	1- 1- 1	DNP
SOUTHERN UNIVERSITY	11/30/07	88-45	W	20- 5- 0	0- 2- 0	DNP
at Villanova	12/06/07	67-68	L	11- 4- 0	DNP	DNP
NORTHWESTERN STATE	12/15/07	82-58	W	16- 2- 1	1- 2- 0	DNP
at Wichita St.	12-19-07	47-67	L	4- 7- 0	2- 0- 1	DNP
OREGON STATE	12/22/07	67-61	W	6- 3- 1	2- 2- 1	DNP
WASHINGTON	12/29/07	65-73	L	19- 9- 0	0- 0- 0	DNP
at Tulane	01/02/08	63-68	L	3- 1- 0	0- 0- 0	DNP
at Texas A&M	01/05/08	53-79	L	DNP	5- 1- 1	DNP
MISSISSIPPI STATE	01/09/08	39-61	L	DNP	0- 4- 1	0- 0- 0
at Ole Miss	01-12-08	71-74	L	DNP	1- 0- 1	7- 8- 2
AUBURN	01/16/08	67-74	L	DNP	8- 5- 3	1- 2- 0
at Vanderbilt	1/19/08	76-92	L	DNP	7- 1- 0	4- 0- 0
ARKANSAS	01/26/08	52-68	L	DNP	11- 3- 2	2- 9- 1
at Auburn	01-30-08	81-80	W	6- 3- 0	2- 1- 2	2- 0- 3
at University of Alabam	02/02/08	72-81	L	13- 4- 0	3- 1- 0	2- 1- 0
TENNESSEE	02/09/08	45-47	L	17- 8- 1	2- 3- 1	0- 1- 0
at University of Florid	02/13/08	85-73	W	19- 6- 3	4- 2- 6	0- 0- 1
KENTUCKY	02/16/08	63-67	L	4- 4- 1	6- 2- 1	0- 0- 0
at Arkansas	02-20-08	61-87	L	9- 7- 3	5- 3- 2	0- 1- 0
OLE MISS	02/23/08	69-49	W	12-15- 1	1- 3- 1	0- 1- 0
at South Carolina	2/27/08	62-55	W	13-10- 0	2- 3- 1	0- 0- 0

LSU Team High/Low Analysis (as of Feb 27, 2008)  
All games

LSU - TEAM GAME HIGHS

POINTS.....	88	vs Southern University (11/30/07)
	85	at University of Florid (02/13/08)
	84	vs ARIZONA STATE (11-21-07)
	82	vs Northwestern State (12/15/07)
	81	at Auburn (01-30-08)
FIELD GOALS MADE.....	35	vs Southern University (11/30/07)
	33	at University of Florid (02/13/08)
	32	vs CHAMINADE (11-20-07)
FIELD GOAL ATTEMPTS.....	69	vs Arkansas (01/26/08)
	68	vs CHAMINADE (11-20-07)
	66	vs Mississippi State (01/09/08)
FIELD GOAL PERCENTAGE.....	.600 (33-55)	at University of Florid (02/13/08)
	.538 (35-65)	vs Southern University (11/30/07)
	.521 (25-48)	vs Nicholls State (11/28/07)
3 PT FIELD GOALS MADE.....	12	vs ARIZONA STATE (11-21-07)
	11	vs OKLAHOMA STATE (11-19-07)
	10	at Auburn (01-30-08)
	10	vs Oregon State (12/22/07)
3 PT FG ATTEMPTS.....	33	vs ARIZONA STATE (11-21-07)
	26	vs Arkansas (01/26/08)
	25	at Auburn (01-30-08)
	25	vs OKLAHOMA STATE (11-19-07)
3 PT FG PERCENTAGE.....	.450 ( 9-20)	at University of Florid (02/13/08)
	.450 ( 9-20)	vs Northwestern State (12/15/07)
	.440 (11-25)	vs OKLAHOMA STATE (11-19-07)
FREE THROWS MADE.....	23	vs Northwestern State (12/15/07)
	21	at University of Alabama (02/02/08)
	21	vs McNeese State (11/14/07)
FREE THROW ATTEMPTS.....	30	vs Northwestern State (12/15/07)
	29	vs McNeese State (11/14/07)
	26	at Arkansas (02-20-08)
FREE THROW PERCENTAGE.....	1.000 (14-14)	at South Carolina (2/27/08)
	.955 (21-22)	at University of Alabama (02/02/08)
	.889 (16-18)	vs OKLAHOMA STATE (11-19-07)
REBOUNDS.....	51	vs Ole Miss (02/23/08)
	51	vs Southern University (11/30/07)
	44	at South Carolina (2/27/08)
ASSISTS.....	19	at University of Florid (02/13/08)
	18	vs Southern University (11/30/07)
	18	vs ARIZONA STATE (11-21-07)
STEALS.....	12	vs Northwestern State (12/15/07)
	11	vs Southeastern Louisiana (11/12/07)
	9	at University of Florid (02/13/08)
	9	vs McNeese State (11/14/07)
BLOCKED SHOTS.....	14	at Villanova (12/06/07)
	12	vs Ole Miss (02/23/08)
	11	vs CHAMINADE (11-20-07)
	11	vs McNeese State (11/14/07)
TURNOVERS.....	26	vs OKLAHOMA STATE (11-19-07)
FOULS.....	25	vs ARIZONA STATE (11-21-07)
	25	vs OKLAHOMA STATE (11-19-07)
	23	at Villanova (12/06/07)



LSU High/Low Analysis (as of Feb 27, 2008)  
All games

Opponent - GAME HIGHS

POINTS.....	92	at Vanderbilt (1/19/08)
	87	at Arkansas (02-20-08)
	87	vs ARIZONA STATE (11-21-07)
	83	vs OKLAHOMA STATE (11-19-07)
	81	at University of Alabama (02/02/08)
FIELD GOALS MADE.....	33	at Arkansas (02-20-08)
	32	at Vanderbilt (1/19/08)
	31	vs ARIZONA STATE (11-21-07)
FIELD GOAL ATTEMPTS.....	71	vs Ole Miss (02/23/08)
	71	vs Northwestern State (12/15/07)
	71	vs CHAMINADE (11-20-07)
FIELD GOAL PERCENTAGE.....	.547 (29-53)	vs Auburn (01/16/08)
	.524 (33-63)	at Arkansas (02-20-08)
	.519 (28-54)	at Texas A&M (01/05/08)
3 PT FIELD GOALS MADE.....	13	vs CHAMINADE (11-20-07)
	12	vs McNeese State (11/14/07)
	11	at Arkansas (02-20-08)
3 PT FG ATTEMPTS.....	33	vs CHAMINADE (11-20-07)
	27	at University of Florid (02/13/08)
	24	vs Nicholls State (11/28/07)
3 PT FG PERCENTAGE.....	.667 (10-15)	vs Arkansas (01/26/08)
	.522 (12-23)	vs McNeese State (11/14/07)
	.500 ( 7-14)	vs Kentucky (02/16/08)
FREE THROWS MADE.....	23	at Villanova (12/06/07)
	20	vs OKLAHOMA STATE (11-19-07)
	19	at Vanderbilt (1/19/08)
	19	vs ARIZONA STATE (11-21-07)
FREE THROW ATTEMPTS.....	34	at Villanova (12/06/07)
	29	vs ARIZONA STATE (11-21-07)
	27	at Texas A&M (01/05/08)
FREE THROW PERCENTAGE.....	1.000 ( 7-7 )	at South Carolina (2/27/08)
	1.000 ( 7-7 )	vs Northwestern State (12/15/07)
	.933 (14-15)	at Auburn (01-30-08)
REBOUNDS.....	50	at Wichita St. (12-19-07)
	48	vs Northwestern State (12/15/07)
	47	vs Mississippi State (01/09/08)
ASSISTS.....	21	at Vanderbilt (1/19/08)
	20	at University of Alabama (02/02/08)
	18	at Arkansas (02-20-08)
STEALS.....	14	vs Nicholls State (11/28/07)
	13	vs Tennessee (02/09/08)
	12	at University of Alabama (02/02/08)
	12	vs OKLAHOMA STATE (11-19-07)
BLOCKED SHOTS.....	10	vs Mississippi State (01/09/08)
	7	vs Arkansas (01/26/08)
	5	vs Ole Miss (02/23/08)
	5	at Arkansas (02-20-08)
	5	vs Tennessee (02/09/08)
	5	at University of Alabama (02/02/08)
	5	at Tulane (01/02/08)
	5	vs Oregon State (12/22/07)
	5	vs McNeese State (11/14/07)
TURNOVERS.....	21	vs Northwestern State (12/15/07)
FOULS.....	23	vs Northwestern State (12/15/07)
	22	vs McNeese State (11/14/07)
	21	vs Ole Miss (02/23/08)

LSU High/Low Analysis (as of Feb 27, 2008)  
All games

LSU - GAME LOWS

POINTS.....	39	vs Mississippi State (01/09/08)
	45	vs Tennessee (02/09/08)
	47	at Wichita St. (12-19-07)
	52	vs Arkansas (01/26/08)
	53	at Texas A&M (01/05/08)
FIELD GOALS MADE.....	14	vs Mississippi State (01/09/08)
	18	at Wichita St. (12-19-07)
	20	vs Oregon State (12/22/07)
	20	vs Arkansas (01/26/08)
	20	vs Tennessee (02/09/08)
FIELD GOAL ATTEMPTS.....	48	vs Nicholls State (11/28/07)
	48	vs Auburn (01/16/08)
	50	vs Tennessee (02/09/08)
FIELD GOAL PERCENTAGE.....	.212 (14-66)	vs Mississippi State (01/09/08)
	.290 (20-69)	vs Arkansas (01/26/08)
	.310 (18-58)	at Wichita St. (12-19-07)
3 PT FIELD GOALS MADE.....	2	vs Mississippi State (01/09/08)
	3	vs McNeese State (11/14/07)
	3	vs Washington (12/29/07)
	3	at Texas A&M (01/05/08)
	3	vs Tennessee (02/09/08)
3 PT FG ATTEMPTS.....	13	vs Washington (12/29/07)
	13	at Vanderbilt (1/19/08)
	14	at Arkansas (02-20-08)
3 PT FG PERCENTAGE.....	.118 ( 2-17)	vs Mississippi State (01/09/08)
	.150 ( 3-20)	vs Tennessee (02/09/08)
	.167 ( 3-18)	vs McNeese State (11/14/07)
FREE THROWS MADE.....	2	vs Tennessee (02/09/08)
	4	at Texas A&M (01/05/08)
	7	vs CHAMINADE (11-20-07)
	7	at Wichita St. (12-19-07)
	7	at Ole Miss (01-12-08)
	7	vs Arkansas (01/26/08)
FREE THROW ATTEMPTS.....	4	vs Tennessee (02/09/08)
	8	at Texas A&M (01/05/08)
	8	vs Arkansas (01/26/08)
FREE THROW PERCENTAGE.....	.467 ( 7-15)	at Ole Miss (01-12-08)
	.500 ( 2-4 )	vs Tennessee (02/09/08)
	.500 ( 4-8 )	at Texas A&M (01/05/08)
	.500 ( 7-14)	vs CHAMINADE (11-20-07)
REBOUNDS.....	22	at University of Florid (02/13/08)
	29	vs Southeastern Louisiana (11/12/07)
	29	vs Auburn (01/16/08)
ASSISTS.....	4	vs Mississippi State (01/09/08)
	6	at Wichita St. (12-19-07)
	6	vs Tennessee (02/09/08)
	6	at South Carolina (2/27/08)
STEALS.....	1	at Auburn (01-30-08)
	2	vs Ole Miss (02/23/08)
	3	at Texas A&M (01/05/08)
	3	at Vanderbilt (1/19/08)
	3	at South Carolina (2/27/08)
BLOCKED SHOTS.....	0	vs Auburn (01/16/08)
	3	at Texas A&M (01/05/08)
	3	at Vanderbilt (1/19/08)
	3	at University of Alabama (02/02/08)

LSU High/Low Analysis (as of Feb 27, 2008)  
All games

Opponent - GAME LOWS

POINTS.....	41	vs Nicholls State (11/28/07)
	45	vs Southern University (11/30/07)
	47	vs Tennessee (02/09/08)
	49	vs Ole Miss (02/23/08)
	55	at South Carolina (2/27/08)
FIELD GOALS MADE.....	16	vs Nicholls State (11/28/07)
	16	vs Southern University (11/30/07)
	19	vs Tennessee (02/09/08)
	19	vs Ole Miss (02/23/08)
FIELD GOAL ATTEMPTS.....	50	vs Mississippi State (01/09/08)
	51	vs Kentucky (02/16/08)
	53	vs Nicholls State (11/28/07)
	53	vs Auburn (01/16/08)
	53	vs Arkansas (01/26/08)
FIELD GOAL PERCENTAGE.....	.246 (16-65)	vs Southern University (11/30/07)
	.268 (19-71)	vs Ole Miss (02/23/08)
	.302 (16-53)	vs Nicholls State (11/28/07)
3 PT FIELD GOALS MADE.....	2	at Wichita St. (12-19-07)
	3	vs Southern University (11/30/07)
	3	at Villanova (12/06/07)
	3	vs Washington (12/29/07)
3 PT FG ATTEMPTS.....	9	at Villanova (12/06/07)
	12	vs Washington (12/29/07)
	12	at Tulane (01/02/08)
3 PT FG PERCENTAGE.....	.105 ( 2-19)	at Wichita St. (12-19-07)
	.158 ( 3-19)	vs Southern University (11/30/07)
	.182 ( 4-22)	at South Carolina (2/27/08)
FREE THROWS MADE.....	4	vs McNeese State (11/14/07)
	4	vs Nicholls State (11/28/07)
	4	vs Tennessee (02/09/08)
	4	at University of Florid (02/13/08)
FREE THROW ATTEMPTS.....	5	at University of Florid (02/13/08)
	6	vs McNeese State (11/14/07)
	7	vs CHAMINADE (11-20-07)
	7	vs Northwestern State (12/15/07)
	7	at South Carolina (2/27/08)
FREE THROW PERCENTAGE.....	.267 ( 4-15)	vs Tennessee (02/09/08)
	.286 ( 4-14)	vs Nicholls State (11/28/07)
	.467 ( 7-15)	vs Auburn (01/16/08)
REBOUNDS.....	28	vs Nicholls State (11/28/07)
	28	vs Auburn (01/16/08)
	28	at South Carolina (2/27/08)
ASSISTS.....	4	vs Southern University (11/30/07)
	6	vs Southeastern Louisiana (11/12/07)
	6	vs Tennessee (02/09/08)
STEALS.....	2	vs Oregon State (12/22/07)
	2	at Ole Miss (01-12-08)
	2	at Auburn (01-30-08)
	2	at University of Florid (02/13/08)
BLOCKED SHOTS.....	0	vs CHAMINADE (11-20-07)
	0	vs Nicholls State (11/28/07)
	1	vs Southeastern Louisiana (11/12/07)
	1	at Ole Miss (01-12-08)
	1	vs Auburn (01/16/08)
	1	at University of Florid (02/13/08)
TURNOVERS.....	4	at South Carolina (2/27/08)

LSU Player High/Low Analysis (as of Feb 27, 2008)  
All games

LSU - INDIVIDUAL GAME HIGHS

POINTS.....	38	Thornton, Marcus at Auburn (01-30-08)
	27	Thornton, Marcus at Vanderbilt (1/19/08)
	27	Thornton, Marcus vs Auburn (01/16/08)
	27	Thornton, Marcus vs Southeastern Louisiana (11/12/07)
	25	Thornton, Marcus at Ole Miss (01-12-08)
FIELD GOALS MADE.....	14	Thornton, Marcus at Auburn (01-30-08)
	10	Randolph, Anthony at University of Florid (02/13/08)
	10	Thornton, Marcus at Vanderbilt (1/19/08)
	10	Randolph, Anthony vs Southern University (11/30/07)
	9	Randolph, Anthony vs Kentucky (02/16/08)
	9	Randolph, Anthony at Auburn (01-30-08)
	9	Thornton, Marcus at Ole Miss (01-12-08)
	9	Johnson, Chris vs Washington (12/29/07)
	9	Thornton, Marcus vs Southern University (11/30/07)
	9	Thornton, Marcus vs Nicholls State (11/28/07)
	9	Randolph, Anthony vs CHAMINADE (11-20-07)
FIELD GOAL ATT.....	23	Thornton, Marcus at Auburn (01-30-08)
	21	Thornton, Marcus at Vanderbilt (1/19/08)
	20	Thornton, Marcus vs Arkansas (01/26/08)
	20	Thornton, Marcus vs Auburn (01/16/08)
	20	Thornton, Marcus at Ole Miss (01-12-08)
FG PCT (min 7 made).....	.889 ( 8-9 )	Johnson, Chris vs OKLAHOMA STATE (11-19-07)
	.750 ( 9-12)	Johnson, Chris vs Washington (12/29/07)
	.727 ( 8-11)	Johnson, Chris at University of Florid (02/13/08)
	.727 ( 8-11)	Thornton, Marcus at University of Florid (02/13/08)
	.714 (10-14)	Randolph, Anthony vs Southern University (11/30/07)
3 PT FG MADE.....	8	Thornton, Marcus at Auburn (01-30-08)
	6	Thornton, Marcus vs Auburn (01/16/08)
	6	Thornton, Marcus vs Oregon State (12/22/07)
	4	Thornton, Marcus at University of Florid (02/13/08)
	4	Thornton, Marcus at University of Alabama (02/02/08)
	4	Thornton, Marcus vs Arkansas (01/26/08)
	4	Temple, Garrett at Ole Miss (01-12-08)
	4	Thornton, Marcus at Ole Miss (01-12-08)
	4	Martin, Terry at Tulane (01/02/08)
	4	Thornton, Marcus vs Northwestern State (12/15/07)
	4	Martin, Terry at Villanova (12/06/07)
	4	Thornton, Marcus vs Southern University (11/30/07)
	4	Thornton, Marcus vs Nicholls State (11/28/07)
	4	Thornton, Marcus vs ARIZONA STATE (11-21-07)
	4	Spencer, Bo vs ARIZONA STATE (11-21-07)
	4	Thornton, Marcus vs Southeastern Louisiana (11/12/07)
3 PT FG ATTEMPTS.....	16	Thornton, Marcus vs Auburn (01/16/08)
	15	Thornton, Marcus at Auburn (01-30-08)
	12	Thornton, Marcus vs ARIZONA STATE (11-21-07)
3-PT FG PCT (min 4 made).....	.667 ( 4-6 )	Martin, Terry at Villanova (12/06/07)
	.600 ( 6-10)	Thornton, Marcus vs Oregon State (12/22/07)
	.571 ( 4-7 )	Thornton, Marcus at University of Florid (02/13/08)
	.571 ( 4-7 )	Thornton, Marcus vs Southern University (11/30/07)
	.571 ( 4-7 )	Thornton, Marcus vs Southeastern Louisiana (11/12/07)
FREE THROWS MADE.....	8	Temple, Garrett vs Auburn (01/16/08)
	8	Randolph, Anthony vs Oregon State (12/22/07)
	8	Mitchell, Tasmin vs McNeese State (11/14/07)
	7	Randolph, Anthony vs Northwestern State (12/15/07)

	7	Thornton, Marcus vs Southeastern Louisiana (11/12/07)
FREE THROW ATT.....	12	Randolph, Anthony vs Oregon State (12/22/07)
	10	Randolph, Anthony vs Northwestern State (12/15/07)
	10	Mitchell, Tasmin vs McNeese State (11/14/07)
FT PCT (min 7 made).....	.889 ( 8-9 )	Temple, Garrett vs Auburn (01/16/08)
	.800 ( 8-10)	Mitchell, Tasmin vs McNeese State (11/14/07)
	.778 ( 7-9 )	Thornton, Marcus vs Southeastern Louisiana (11/12/07)
	.700 ( 7-10)	Randolph, Anthony vs Northwestern State (12/15/07)
	.667 ( 8-12)	Randolph, Anthony vs Oregon State (12/22/07)
REBOUNDS.....	19	Randolph, Anthony at Vanderbilt (1/19/08)
	15	Johnson, Chris vs Ole Miss (02/23/08)
	14	Randolph, Anthony vs Kentucky (02/16/08)
	14	Mitchell, Tasmin vs McNeese State (11/14/07)
	13	Thornton, Marcus at Villanova (12/06/07)
	13	Randolph, Anthony vs Southeastern Louisiana (11/12/07)
ASSISTS.....	7	Temple, Garrett at Auburn (01-30-08)
	7	Temple, Garrett vs ARIZONA STATE (11-21-07)
	6	Temple, Garrett at Arkansas (02-20-08)
	6	Farrer, Alex at University of Florid (02/13/08)
	6	Martin, Terry vs Oregon State (12/22/07)
	6	Temple, Garrett at Villanova (12/06/07)
	6	Spencer, Bo vs Southern University (11/30/07)
STEALS.....	4	Randolph, Anthony vs Kentucky (02/16/08)
	4	Thornton, Marcus at University of Florid (02/13/08)
	4	Farrer, Alex vs Tennessee (02/09/08)
	4	Randolph, Anthony at Wichita St. (12-19-07)
	4	Thornton, Marcus vs Southern University (11/30/07)
	4	Mitchell, Tasmin vs McNeese State (11/14/07)
	4	Randolph, Anthony vs Southeastern Louisiana (11/12/07)
BLOCKED SHOTS.....	6	Johnson, Chris at South Carolina (2/27/08)
	6	Johnson, Chris vs McNeese State (11/14/07)
	6	Randolph, Anthony vs Southeastern Louisiana (11/12/07)
	5	Johnson, Chris vs Ole Miss (02/23/08)
	5	Randolph, Anthony vs Southern University (11/30/07)
TURNOVERS.....	7	Johnson, Chris vs OKLAHOMA STATE (11-19-07)
FOULS.....	5	Johnson, Chris at Arkansas (02-20-08)
	5	Martin, Terry vs Auburn (01/16/08)
	5	Temple, Garrett at Texas A&M (01/05/08)
	5	Randolph, Anthony at Villanova (12/06/07)
	5	Johnson, Chris vs ARIZONA STATE (11-21-07)
	5	Green, Garrett vs OKLAHOMA STATE (11-19-07)