



LSU Fighting Tigers (2-1)

vs.

Chaminade (1-1) in EA Sports Maui Invitational

Nov. 20, 2007, 12:30 p.m. CST (8:30 a.m. HST) (LSU Sports Radio Network, ESPNU
Lahaina Civic Center -- Lahaina, Maui

2007-08 Schedule

OPPONENT	TIME
N1 BELHAVEN (Exh.)	W, 108-57
N6 GLOBAL SPORTS (Exh.)	W, 72-68
N12 SOUTHEASTERN LA. (CST)	W, 72-62
N14 MCNEESE STATE (CST)	W, 78-74
N19 1-Oklahoma State (ESPN2)	L, 77-83
N20 1-Chaminade/Marquette (ESPN)	12:30/6 p.m.
N21 1-TBA (ESPN)	TBA
N28 NICHOLLS STATE (CST)	7 p.m.
D1 SOUTHERN	1 p.m.
D6 2-Villanova (ESPN)	8:30 p.m.
D15 NORTHWESTERN STATE	7 p.m.
D19 At Wichita State	7 p.m.
D22 OREGON STATE (CST)	2 p.m.
D29 WASHINGTON (FSN/SUN)	2 p.m.
J2 3-At Tulane	7 p.m.
J5 at Texas A&M (ESPNU)	7 p.m.
J9 MISSISSIPPI STATE *	7 p.m.
J12 at Ole Miss * (FSN/SUN)	5 p.m.
J16 AUBURN *	7 p.m.
J19 at Vanderbilt * (LF Sports)	Noon
J26 ARKANSAS * (ESPN Classic)	8 p.m.
J30 at Auburn *	7 p.m.
F2 at Alabama * (LF Sports)	2 p.m.
F9 TENNESSEE * (LF Sports)	2 p.m.
F13 at Florida * (LF Sports)	7 p.m.
F16 KENTUCKY * (LF Sports)	Noon
F20 at Arkansas * (LF Sports)	7 p.m.
F23 OLE MISS * (FSN/SUN)	5 p.m.
F27 at South Carolina *	6:30 p.m.
M2 GEORGIA * (LF SPORTS)	1 p.m.
M5 ALABAMA * (CST)	7 p.m.
M8 at Mississippi State *	TBA
M13-16 4-SEC Tournament (LF, CBS)	TBA

* - Denotes SEC Games.

1-EA Sports Maui Invitational; 2-Pizza Hut Big East/SEC Invitational;
3-New Orleans Arena; 4-Atlanta, Ga. (Georgia Dome).

On the Air

TELEVISION * ESPN Networks

Play-by-Play: Sean McDonough, Dave Barnett
Analyst: Bill Raftery, Jay Bilas, Jimmy Dykes

RADIO * LSU Sports Radio Network

Play-by-Play: Jim Hawthorne
Analyst/Host: Kevin Ford
Available on XM Satellite Radio

Series History

LSU Leads, 2-0

LAST TIME: W, 94-79, at Pearl Harbor
(12/29/88)

AT BATON ROUGE: ---
AT HONOLULU: 2-0
AT NEUTRALSITES:

Projected LSU Starters and Notes

G 5 Marcus Thornton (6-4, 190, Jr., Baton Rouge) 23.7 ppg, 2.7 rpg

Opened the season with three straight 20-point games -- 27 vs. Southeastern (11/12), 24 against McNeese (11/14), 20 in the EA Sports Opener vs. Oklahoma State (11/19).

G 13 Terry Martin (6-6, 200, Jr., Monroe, La.) 7.3 ppg, 5.0 rpg

Has started all three games ... Hit 11-of-22 threes in the exhibition games, but just 2-of-11 in the first two contests ... Had first double figure scoring game against McNeese with 11 (11/14).

C 21 Chris Johnson (6-11, 205, Jr., Montross, Va.) 8.3 ppg, 3.3 rpg, 2.1 bpg

Had a career night in second start of season against Oklahoma State (11/19), scoring 19 points with three treys in 37 minutes ... Hit 8-of-9 field goal attempts.

G 14 Garrett Temple (6-6, 185, Jr., Baton Rouge, La.) 8.7 ppg, 2.0 rpg, 2.7 apg

Tigers will probably go with three guards as Temple will move into the spot held by Tasmin Mitchell ... Mitchell out with ankle/heel problem ... Temple came off the bench vs. Oklahoma State to score 17 points, one off his career high ... Hit three treys.

F 3 Anthony Randolph (6-10, 190, Fr., Dallas, Texas) 12.0 ppg, 8.3 rpg, 3.1 bpg

SEC Freshman of the Week after first two games, but struggled vs. Oklahoma State with five points and five boards ... Second on the team in scoring, leads team in rebounds.

Tigers Rally Short in Maui

The LSU Tigers move to the consolation semi-finals this morning Hawaii time as they will take on Chaminade, losers to Marquette in the opening round on Monday ... This will be LSU's third game against Chaminade, defeating Chaminade in the Hawaii Tipoff Classic in 1982 (75-62) and in 1988 in the Chaminade Christmas Classic (94-79).

Last Time Out

The Tigers got off to another sluggish start, falling behind by 21 points three times in the second half before rallying against Oklahoma State to have a shot in the air to tie before losing, 83-77 ... Marcus Thornton had 20 points, while Chris Johnson had a career high 19 points, Garrett Temple was one off his career high with 17 and Bo Spencer 10. Tasmin Mitchell started his 71st consecutive game but

played only six minutes and is expected to be out for the rest of the tournament with tendonitis in the left ankle and knee.

Hawaii Calls

This is LSU's 11th trip to the islands for either a tournament or a series of game since Pistor Pete Maravich came here with the Tigers to take part in the 1969 Rainbow Classic ... LSU's last trip was for the Hilo Classic on the "Big Island" in 2001 ... LSU's record is now 22-12 and John Brady is 5-2 in Hawaii.

On The Air

Today's game is on the LSU Sports Radio Network (and XM Satellite Radio) and televised nationally, as is the entire EA Sports Maui Invitational, on the ESPN family of networks.

Team Facts

LSU

RECORD: 2-0
LAST GAME: W, 78-74, vs. McNeese (11/14)
RANKINGS: NA
HEAD COACH: John Brady
CAREER RECORD: 275-203 (17th year)
LSU RECORD: 186-126 (11th year)
VS. Oklahoma St.: 1-0

OKLAHOMA STATE

RECORD: 1-1
LAST GAME: L, 73-82 at N. Texas (11/14)
RANKINGS: NA
HEAD COACH: Sean Sutton
CAREER RECORD: 24-13 (2nd year)
OSU RECORD: 24-13 (2nd year)
VS. LSU: First meeting

LSU Sports Information
PO Box 25095, Baton Rouge, LA 70894

Basketball Contact: C. Kent Lowe
www.LSUsports.net

Phone - 225.578.8226
Fax - 225.578.1861

CAREER SPECIALTY NUMBERS

CAREER DOUBLE-FIGURE GAMES

Tasmin Mitchell 49
Garrett Temple 16
Terry Martin 15
Dameon Mason 5
Marcus Thornton 3
Anthony Randolph 2
Chris Johnson 2
Bo Spencer 1

CAREER DOUBLE-FIGURE REBOUNDS

Tasmin Mitchell 9
Anthony Randolph 1

CAREER DOUBLE-DOUBLES

Tasmin Mitchell 8
Anthony Randolph 1

CAREER THREE-POINTERS

Tasmin Mitchell 69
Garrett Temple 65
Terry Martin 54
Dameon Mason 9
Marcus Thornton 8
Chris Johnson 6
Alex Farrer 5
Bo Spencer 3
Anthony Randolph 1

CAREER ASSISTS

Garrett Temple 245
Tasmin Mitchell 165
Terry Martin 40
Dameon Mason 25
Chris Johnson 8
Anthony Randolph 7
Alex Farrer 6
Bo Spencer 6
Marcus Thornton 5
Greg Terrebonne 1
Garrett Green 1

CAREER BLOCKS

Garrett Temple 68
Tasmin Mitchell 44
Chris Johnson 22
Anthony Randolph 10
Terry Martin 7
Dameon Mason 6
Marcus Thornton 2
Alex Farrer 2
Garrett Green 2

TIGER FOES IN POLLS

11/12 poll	AP	ESPN
Tennessee (Feb. 9)	7	7
Texas A&M (Jan. 5)	15	15
Arkansas (Jan. 26, Feb. 20)	18	18
Kentucky (Feb. 16)	RV	RV
Alabama (Feb. 2, Mar 5)	RV	RV
Miss. St. (Jan. 9, Mar 8)	RV	RV
Florida (Feb. 13)	RV	RV
Vanderbilt (Jan. 19)	RV	----

Possible Opponents in Maui		
Duke (Nov. 21)	13	11
Marquette (Nov. 20)	11	12

2007-08 LSU Men's Basketball Roster

NO.	NAME	CL.	POS.	HT.	WT.	EXP.	HOMETOWN/LAST SCHOOL
1	Tasmin Mitchell	Jr.	F	6-7	228	2VL	Denham Springs, La./D. Spr. HS
2**	Dameon Mason	Sr.	G/F	6-6	190	1VL	Kansas City, Mo./Marquette Univ.
3	Anthony Randolph	Fr.	F	6-10	205	HS	Dallas, Texas/Woodrow Wilson HS
5	Marcus Thornton	Jr.	G	6-4	198	JC	Baton Rouge, La./Kilgore College
10	Greg Terrebonne	So.	G	6-0	205	1VL	Galliano, La./South LaFourche HS
11	Bo Spencer	Fr.	G	6-1	180	HS	Baton Rouge, La./Glen Oaks HS
13	Terry Martin	Jr.	G	6-6	207	1VL	Monroe, La./Texas Tech
14	Garrett Temple	Jr.	G	6-6	195	2VL	Baton Rouge, La./University HS
20	Garrett Green	Fr.	F	6-10	218	HS	Woodland Hills, Calif./Taft HS
21	Chris Johnson	Jr.	C	6-11	205	2VL	Montross, Va./Laurinburg Prep
30	Alex Farrer	So.	G	6-5	200	1VL	Phoenix, Ariz./St. Mary's HS
32**	Quintin Thornton	Jr.	F	6-8	230	JC	Orlando, Fla./Odessa College

**Injured and not dressed

Head Coach: John Brady (Belhaven, 1976), 11th year at LSU

Associate Head Coach: Butch Pierre (Mississippi State, 1984), 11th year at LSU

Assistant Coach: John Treloar (Belhaven, 1979), 4th year at LSU

Assistant Coach: Chad Dollar (Milligan, 1996), 1st year at LSU

Director of Basketball Operations: Jeff Clapacs (Wooster, 2007), 1st year at LSU

Transactions

Quintin Thornton injured his left pectoral muscle in the weight room, Oct.19. Underwent surgery, out for at least two months, probable redshirt candidate ... Dameon Mason missed McNeese game (11/14), viral infection ... status for tournament unknown ... Tasmin Mitchell had to leave the Oklahoma State game (11/19) with tendonitis in the left ankle/heel area ... Not expected to play any more in Maui.

Last Game -- Oklahoma State 83, LSU 77 (11/19-Lahaina, Ha.)

The Tigers, after a sluggish start, played their best basketball since the Canadian Labor Day trip in the second half, rallying from being down 21 three different times in the second half to have a shot to tie the game in the final minute.... Marcus Thornton led LSU with another 20-point night, scoring 20 even, as Chris Johnson had a career high 19 points, Garrett Temple was one point off his career high with 17 points and Bo Spencer had 10 for his first double figure game ... LSU shot 60 percent (18-of-30) in the second half to shoot 47 percent (25-53) for the game ... The Tigers were 11-of-25 from the three arc and a nice 16-of-18 from the free throw line.

Hawaii In The Brady Era

This is the third trip for LSU under Coach John Brady and the Tigers are 5-2, the only loss the first round of the Hawaii Pacific Classic event in overtime to Weber State ... LSU won the Hawaii Pacific Classic in 1999 and was fifth in the Hilo event.

On The Neutral Floor

The Tigers are 119-114 all-time in basketball in neutral court games, 1-2 a year ago ... The Tigers were 6-3 on the neutral court during the 2006 Final Four season ... Coach John Brady's Tigers in his first 10 seasons were 26-20 on the neutral floor.

About Chaminade

Against Chaminade, LSU leads the series, 2-0 ... The last meeting was a 94-79 LSU decision in the Chaminade Classic in 1988 ... Chaminade, located in Honolulu, has 1,100 students and is a member of the NCAA Division II Pacific West conference ... They last went to the NCAA Division II Tournament in 2006 ... The team was 16-11 last year and are 1-1 this year after losing to Marquette yesterday ... Matt Mahar is the head basketball coach in his third year with a record of 36-21 ... He was a Silversword assistant for three years before moving to the top spot.

Mitchell Streak Could End Today

Mitchell's start Monday was his 71st consecutive as he has started every game since his debut in November of 2005 ... Starting every game in a college career can be a rarity and just one minor injury or indiscretion that results in a suspension can end a streak quickly ... The last LSU player to start every game over a four-year career is Howard Carter who played as a freshman on the 1981 Final Four team and started 128 consecutive games over his career (1981-84) ... Brandon Bass in 2004-05 started all 59

games before going to the NBA and Chris Jackson started all 64 games in his two year career (1989-90) ... Now the injury to his left heel and ankle could keep him out of the game today, thus halting the present streak.

Three-Point Shooting

The Tigers equaled their high from the opening game a year ago with 11 three-pointers in the game with Oklahoma State (11/19) ... The Tigers had eight treys in the final 20 minutes, six in the final 14 minutes as the Tigers cut a 21-point lead down to a shot in the air to tie in the final minute ... In the first three games, LSU is 20-of-59 from the arc (33.9 percent), compared to 25-of-62 for opponents (40.3 percent).

Free Throw Percentage

Last season, the Tigers hit 70 percent at the free throw line, making 403-of-572 free throws during the 32 game season ... It was just the second time in the Brady era that an LSU team made 70 percent of their field goals and just missed the top 10 for school all-time free throw percentage marks.

The other time the Tigers were over 70 percent was in Coach Brady's eighth year (2004-05) when LSU was 500-of-685 from the line or 73.0 percent ... Last year was the fewest free throw attempts of any team in the Brady era.

The Tigers have started off with good numbers at the free throw line, hitting 16-of-18 in the Oklahoma State game Monday ... For the first three games, LSU is hitting 51-of-67 (76.1 percent) ... The Tigers are doing a good job getting to the line compared to the opponets who have been to the line just 44 times, although they have made 32 of the shots.

Blocks

The Tigers cumulative total of blocks last year, 155, ranked sixth all-time at LSU as the Tigers averaged 4.8 blocks per game ... In the two exhibition contests, LSU averaged 9.5 a game after blocking 11 shots against Belhaven and eight against EA Sports ... Seven players blocked at least one shot during the two exhibition games.

In the first game against Southeastern, three Tigers came up with blocks, topped by the six of Anthony Randolph. In all, LSU had eight blocks in the opener. The Tigers came back against McNeese State and blocked 11 shots with five different players getting blocks, topped by the six of Chris Johnson ... Last year the most blocked shots in a game was five by Garrett Temple and it is the most since freshman sensation now Chicago Bull Tyrus Thomas had games of 9, 7 and 6 blocks in the 2006 season.

LSU is averaging almost nine blocks a game through the first three contests.

Date of LSU-Southern Basketball Game Changed

LSU athletic officials in conjunction with Southern University announced Thursday that the game between the Tigers and Jaguars scheduled for Dec. 1 at 1 p.m. in the Maravich Center will now be played on Friday, Nov. 30, at 7 p.m.

The game change was to avoid conflicting with the Southeastern Conference Championship Football game in Atlanta which is scheduled for Dec. 3 at 3 p.m. in the Georgia Dome. LSU clinched the Western Division football berth last weekend prior to its non-conference game with Louisiana Tech.

Next Up - Either Arizona State or Princeton on Final Day

The Tigers know they will play one of the teams from the other half of the consolation bracket on the final day of the EA Sports Maui Invitational ... The Tigers will play at 9 a.m. HST (1 p.m. CST) for fifth place against one of those teams if LSU defeats Chamainade on Tuesday ... The Tigers would play for seventh place against one of those teams at 2 p.m. HST (6 p.m. CST) if LSU would lose to Chaminade ... The fifth place game would be televised by ESPN2, the seventh place game by ESPNU.

SEC MEDIA DAYS POLL

Eastern Division

TEAM	SEC	OVERALL
Tenn. (30)	180 points	
Kentucky	142 points	
Florida	103 points	
Vanderbilt	98 points	
Georgia	69 points	
S. Carolina	38 points	

Western Division

TEAM	SEC	OVERALL
Ark. (18)	168 points	
Miss. St. (10)	148 points	
Alabama (1)	111 points	
Auburn (1)	94 points	
LSU	63 points	
Ole Miss	46 points	


CAREER DOUBLE-DOUBLES

TASMIN MITCHELL (8)

Game	Date	Pts	Reb
Southern	11/18/05	19	12
UL-Laf.	12/17/05	16	11
Duke	3/23/06	10	10
Texas	12/10/06	23	10
UConn	1/6/07	16	10
Ole Miss	1/17/07	19	10
Ole Miss	2/14/07	11	10
McNeese	11/14/07	16	14

ANTHONY RANDOLPH (1)

Game	Date	Pts	Reb
SE La.	11/12/07	19	13



Tasmin Mitchell

Forward • 6-7 • 230 • Junior • 2VL • Denham Springs, La. • Denham Springs HS

1

Top Performances

Points

Season: 16, vs. McNeese, 11/14/07
 Career: 24 at Auburn, 2/28/07

Rebounds

Season: 14, vs. McNeese, 11/14/07
 Career: 14, vs. McNeese, 11/14/07

Field Goals Made

Season: 4, vs. McNeese, 11/14/07
 Career: 10, at Auburn, 2/28/07

3 PT FG Made

Season: 1 vs. SLU, 11/12/07
 Career: 5, vs. ULM, 11/19/06

Free Throws Made

Season: 8, vs. McNeese, 11/14/07
 Career: 8, vs. McNeese, 11/14/07

Assists

Season: 3 twice
 Career: 6, twice

Blocks

Season: 1 vs. SLU, 11/12/07
 Career: 3, vs. Arkansas, 2/10/07

Steals

Season: 4 vs. McNeese, 11/14/07
 Career: 4, five times

Minutes Played

Season: 36, vs. McNeese, 11/14/07
 Career: 44, vs. Texas, 12/10/06

Top Career Scoring Games

1. 24 At Auburn, 2/28/07
2. 23 At Tennessee, 2/6/07
2. 23 vs. Texas, 12/10/06
4. 21 vs. South Carolina, 3/3/07
4. 21 vs. Louisiana-Monroe, 11/19/06
6. 20 five times

2007 Coaches All-SEC Preseason First Team (Unanimous)
2007 Media All-SEC Preseason Second Team

Junior Season (2007-08)

Played just six limited minutes with left ankle/heel problem (11/19) ... Doubtful for remainder of tournament ... Eighth double double, career rebound and free throw makes night against McNeese (11/14) ... Early foul trouble limits minutes (24) and points (6) against Southeastern (11/12) ... Averaged 11.5 points in the exhibition games ... second in rebounding at 7.0 boards per game ... Scored 18 points in LSU's first pre-season scrimmage (10/20) ... Averaged just over 11 points in LSU's three-game Labor Day exhibition tour in Toronto ...

Mitchell's Game-by-Game Statistics

2007-08

OPPONENT	MIN	FG	3FG	FT	REB	PF/D	A	TO	BLK	STL	PTS
Southeastern La.	24	3-6	0-1	0-0	2	4-0	3	3	1	2	6
McNeese State	36	4-13	0-4	8-10	14	2-0	3	4	0	4	16
Oklahoma State	6	0-2	0-0	0-0	1	2-0	0	2	0	1	0
TBD											
TBD											
Southern											
Villanova											
Northwestern St.											
Wichita State											
Oregon State											
Washington											
Tulane											
Texas A&M											
Mississippi St.											
Ole Miss											
Auburn											
Vanderbilt											
Arkansas											
Auburn											
Alabama											
Tennessee											
Florida											
Kentucky											
Arkansas											
Ole Miss											
South Carolina											
Georgia											
Alabama											
Mississippi State											

Tasmin Mitchell's Career Stats

YEAR	GP-GS	MIN/AVG	FG-FGA	PCT.	3FG-FGA	PCT.	FT-FTA	PCT.	REB-AVG	PF-FO	AST	TO	BLK	STL	PTS-AVG.
05-06	36-36	1240/34.4	162-365	.444	28-95	.295	60-81	.741	201-5.6	85-0	100	83	18	53	412-11.4
06-07	32-32	1092/34.1	173-371	.466	41-109	.376	78-104	.750	189-5.9	76-1	59	55	25	34	465-14.5
07-08	3-3	66/22.0	7-21	.333	0-5	.000	8-10	.800	17-5.7	8-0	6	9	1	7	22-7.3
Totals	70-70	2398/34.2	342-757	.453	69-209	.330	146-195	.749	407-5.8	169-1	165	147	44	94	899/12.8



Anthony Randolph

Forward • 6-10 • 205 • Freshman • HS • Dallas, Texas • Woodrow Wilson HS

3

Top Performances

Points

Season: 19, vs. SLU, 11/12/07
 Career: 19, vs. SLU, 11/12/07

Rebounds

Season: 13, vs. SLU, 11/12/07
 Career: 13, vs. SLU, 11/12/07

Field Goals Made

Season: 7, vs. SLU, 11/12/07
 Career: 7, vs. SLU, 11/12/07

3 PT FG Made

Season: 1, vs. SLU, 11/12/07
 Career: 1, vs. SLU, 11/12/07

Free Throws Made

Season: 4, vs. SLU, 11/12/07
 Career: 4, vs. SLU, 11/12/07

Assists

Season: 3, vs. McNeese, 11/14/07
 Career: 3, vs. McNeese, 11/14/07

Blocks

Season: 6, vs. SLU, 11/12/07
 Career: 6, vs. SLU, 11/12/07

Steals

Season: 4, vs. SLU, 11/12/07
 Career: 4, vs. SLU, 11/12/07

Minutes Played

Season: 33, vs. SLU, 11/12/07
 Career: 33, vs. SLU, 11/12/07

Top Career Scoring Games

- 19 vs. Southeastern La., 11/12/07
- 12 vs. McNeese, 11/14/07
- 5 vs. Oklahoma State, 11/19/07

Freshman Season (2007-08)

Named SEC Freshman of the Week (11/19) for his first two games ... Had a strong debut with his first double double against Southeastern (11/12) with 19 points, 13 rebounds ... Co-team leader in scoring, averaging 17.5 ppg and team leader in rebounds in exhibitions averaging 10 rpg ... 15-of-26 from the floor ... Hit 9-of-14 field goals with 20 points, 15 boards in 25 minutes in first exhibition ... Second leading scorer on the Canadian exhibition tour, averaging 13.3 points per game with team best 6.7 rebounds ... Had eight blocks in three games ... Had 17 points, nine board, six blocks against York University.


Randolph's Game-by-Game Statistics

2007-08

OPPONENT	MIN	FG	3FG	FT	REB	PF/D	A	TO	BLK	STL	PTS
Southeastern La.	33	7-11	1-2	4-6	13	2/0	2	2	6	4	19
McNeese State	29	5-9	0-1	2-4	7	3/0	3	2	1	2	12
Oklahoma State	26	2-5	0-1	1-2	5	4-0	2	5	3	0	5
TBD											
TBD											
Southern											
Villanova											
Northwestern St.											
Wichita State											
Oregon State											
Washington											
Tulane											
Texas A&M											
Mississippi St.											
Ole Miss											
Auburn											
Vanderbilt											
Arkansas											
Auburn											
Alabama											
Tennessee											
Florida											
Kentucky											
Arkansas											
Ole Miss											
South Carolina											
Georgia											
Alabama											
Mississippi State											

Anthony Randolph's Career Stats

YEAR	GP-GS	MIN/AVG	FG-FGA	PCT.	3FG-FGA	PCT.	FT-FTA	PCT.	REB-AVG	PF-FO	AST	TO	BLK	STL	PTS-AVG.
07-08	3-3	88-29.3	14-25	.560	1-4	.250	7-12	.583	25-8.3	9-0	7	9	10	6	36-12.0
Totals	3-3	88-29.3	14-25	.560	1-4	.250	7-12	.583	25-8.3	9-0	7	9	10	6	36-12.0



Marcus Thornton

Guard/Forward • 6-6 • 190 • Senior • 1VL • Kansas City, Mo. • Marquette

5

Top Performances

Points

Season: 27, vs. SLU, 11/12/07
 Career: 27, vs. SLU, 11/12/07

Rebounds

Season: 3, vs. McNeese, 11/14/07
 Career: 2, vs. McNeese, 11/14/07

Field Goals Made

Season: 8, twice
 Career: 8, twice

3 PT FG Made

Season: 4, vs. SLU, 11/12/07
 Career: 4, vs. SLU, 11/12/07

Free Throws Made

Season: 7, vs. SLU, 11/12/07
 Career: 7, vs. SLU, 11/12/07

Assists

Season: 2, twice
 Career: 2, twice

Blocks

Season: 1, vs. McNeese, 11/14/07
 Career: 1, vs. McNeese, 11/14/07

Steals

Season: 2, vs. SLU, 11/12/07
 Career: 2, vs. SLU, 11/12/07

Minutes Played

Season: 37, vs. McNeese, 11/14/07
 Career: 37, vs. McNeese, 11/14/07

Top Career Scoring Games

- 27 vs. SLU, 11/12/07
- 24 vs. McNeese, 11/14/07

Junior Season (2007-08)

Opens season with three-consecutive 20-point games -- 20 against Oklahoma State (11/19) ... Posted back-to-back 20-plus games with 24 against McNeese (11/14) ... Just short of becoming first player since 2005 to score 30 in a game for LSU with 27 in opener vs. Southeastern Louisiana (11/12) ... Tied with Randolph for team scoring lead in exhibitions with 17.5 ppg ... Struggled from arc, hitting just 1-of-9 against EA Sports ... Led team in scoring in Belhaven exhibition with 22, hitting 9-of-18 overall, 3-of-9 from the arc ... Leading scorer on the Canadian tour, averaging 26.0 points per game and 6.3 rebounds ... Hit 32-of-55 field goal attempts, including 11-of-25 threes ... Had 30 in the win over Guelph and 29 points and 10 rebounds against the University of Toronto.

Thornton's Game-by-Game Statistics

2007-08

OPPONENT	MIN	FG	3FG	FT	REB	PF/D	A	TO	BLK	STL	PTS
Southeastern La.	34	8-14	4-7	7-9	2	0/0	2	2	0	2	27
McNeese State	37	8-16	2-8	6-7	3	1-0	2	3	1	1	24
Oklahoma State	31	6-14	2-6	6-6	3	3-0	1	0	1	1	31
TBD											
TBD											
Southern											
Villanova											
Northwestern St.											
Wichita State											
Oregon State											
Washington											
Tulane											
Texas A&M											
Mississippi St.											
Ole Miss											
Auburn											
Vanderbilt											
Arkansas											
Auburn											
Alabama											
Tennessee											
Florida											
Kentucky											
Arkansas											
Ole Miss											
South Carolina											
Georgia											
Alabama											
Mississippi State											

Marcus Thornton's Career Stats

YEAR	GP-GS	MIN/AVG	FG-FGA	PCT.	3FG-FGA	PCT.	FT-FTA	PCT.	REB-AVG	PF-FO	AST	TO	BLK	STL	PTS-AVG.
07-08	3-3	102-34.0	22-44	.500	8-21	.381	19-22	.864	8-2.7	4-0	5	5	2	4	71-23.7
Totals	3-3	102-34.0	22-44	.500	8-21	.381	19-22	.864	8-2.7	4-0	5	5	2	4	71-23.7



Greg Terrebonne

Guard • 6-0 • 205 • Sophomore • 1VL • Galliano, La. • South Lafourche HS

10

Top Performances

Points

Season: _____
 Career: _____

Rebounds

Season: _____
 Career: 1, three times

Field Goals Made

Season: _____
 Career: _____

3 PT FG Made

Season: _____
 Career: _____

Free Throws Made

Season: _____
 Career: _____

Assists

Season: _____
 Career: 1, vs. Nicholls St., 11/17/06

Blocks

Season: _____
 Career: _____

Steals

Season: _____
 Career: 1, vs. Wright St., 12/27/06

Minutes Played

Season: _____
 Career: 2, vs. Miss. Valley, 12/28/06

Top Career Scoring Games

Sophomore Season (2007-08)

Scored two points in final two minutes of exhibition, his first points scored on the LSU court.


Terrebonne's Game-by-Game Statistics

2007-08

OPPONENT	MIN	FG	3FG	FT	REB	PF/D	A	TO	BLK	STL	PTS
Southeastern La.	DNP										
McNeese State	DNP										
Oklahoma State	DNP										
TBD											
TBD											
Southern											
Villanova											
Northwestern St.											
Wichita State											
Oregon State											
Washington											
Tulane											
Texas A&M											
Mississippi St.											
Ole Miss											
Auburn											
Vanderbilt											
Arkansas											
Auburn											
Alabama											
Tennessee											
Florida											
Kentucky											
Arkansas											
Ole Miss											
South Carolina											
Georgia											
Alabama											
Mississippi State											

Greg Terrebonne's Career Stats

YEAR	GP-GS	MIN/AVG	FG-FGA	PCT.	3FG-FGA	PCT.	FT-FTA	PCT.	REB-AVG	PF-FO	AST	TO	BLK	STL	PTS-AVG.
06-07	5-0	7/1.4	0-0	.000	0-0	.000	0-0	.000	3-0.6	0-0	1	1	0	1	0-0.0
07-08															
Totals	5-0	7/1.4	0-0	.000	0-0	.000	0-0	.000	3-0.6	0-0	1	1	0	1	0-0.0



Bo Spencer

Guard • 6-1 • 180 • Freshman • HS • Baton Rouge, La. • Glen Oaks HS

11

Top Performances

Points	
Season:	10, vs. Okla. St., 11/19/07
Career:	10, vs. Okla. St., 11/19/07

Rebounds	
Season:	1, three times
Career:	1, three times

Field Goals Made	
Season:	3, twice
Career:	3, twice

3 PT FG Made	
Season:	2, vs. Okla. St., 11/19/07
Career:	2, vs. Okla. St., 11/19/07

Free Throws Made	
Season:	2, twice
Career:	2, twice

Assists	
Season:	4, vs. Okla. St., 11/19/07
Career:	4, vs. Okla. St., 11/19/07

Blocks	
Season:	
Career:	

Steals	
Season:	1, twice
Career:	1, twice

Minutes Played	
Season:	25, vs. Okla. St., 11/19/07
Career:	21, vs. Okla. St., 11/19/07

Top Career Scoring Games	
1.	10, vs. Okla. St., 11/19/07
2.	7, vs. SLU, 11/12/07
3.	2, vs. McNeese, 11/14/07

Freshman Season (2007-08)

Spencer with his first double figure scoring game against Oklahoma State (11/19) ... Spencer scored seven in opener vs. Southeastern (11/12) ... Spencer averaged 7.5 points per game in exhibitions, hitting 7-of-9 field goal attempts ... Came off the bench to play 20 minutes with nine points, eight assist and no turnovers against Belhaven ... Averaged 8.7 points and 5.3 rebounds in the Canadian exhibition tour, hitting 50 percent from the field ...


Spencer's Game-by-Game Statistics

2007-08

OPPONENT	MIN	FG	3FG	FT	REB	PF/D	A	TO	BLK	STL	PTS
Southeastern La.	21	3-3	1-1	0-0	1	1/0	2	2	0	1	7
McNeese State	12	0-0	0-0	2-2	1	0-0	0	1	0	0	2
Oklahoma State	25	3-6	2-3	2-2	1	2-0	4	4	0	1	10
TBD											
TBD											
Southern											
Villanova											
Northwestern St.											
Wichita State											
Oregon State											
Washington											
Tulane											
Texas A&M											
Mississippi St.											
Ole Miss											
Auburn											
Vanderbilt											
Arkansas											
Auburn											
Alabama											
Tennessee											
Florida											
Kentucky											
Arkansas											
Ole Miss											
South Carolina											
Georgia											
Alabama											
Mississippi State											

Bo Spencer's Career Stats

YEAR	GP-GS	MIN/AVG	FG-FGA	PCT.	3FG-FGA	PCT.	FT-FTA	PCT.	REB-AVG	PF-FO	AST	TO	BLK	STL	PTS-AVG.
07-08	3-0	58-19.3	6-9	.667	3-4	.750	4-4	1.000	3-1.0	3-0	6	7	0	2	19-6.3
Totals	3-0	58-19.3	6-9	.667	3-4	.750	4-4	1.000	3-1.0	3-0	6	7	0	2	19-6.3



Terry Martin

Guard • 6-6 • 207 • Junior • 1VL • Monroe, La. • Texas Tech

13

Top Performances

Points

Season: 11, vs. McNeese, 11/14/07
 Career: 23, vs. Auburn, 1/13/07

Rebounds

Season: 6, vs. Okla. St., 11/19/07
 Career: 6, twice

Field Goals Made

Season: 5, vs. McNeese, 11/14/07
 Career: 8, vs. Auburn, 1/13/07

3 PT FG Made

Season: 1, twice
 Career: 5, twice

Free Throws Made

Season: 2, vs. SLU, 11/12/07
 Career: 4, twice

Assists

Season: 3, vs. SLU, 11/12/07
 Career: 5, at Ole Miss, 2/14/07

Blocks

Season: 1, vs. McNeese, 11/14/07
 Career: 1, four times

Steals

Season: 1, twice
 Career: 3, at Georgia, 1/2/07

Minutes Played

Season: 31, vs. SLU, 11/12/07
 Career: 37, vs. Arkansas, 2/10/07

Top Career Scoring Games

1. 23 vs. Auburn, 1/1/07
2. 19 vs La. Tech, 12/23/06
3. 18 vs. Florida, 2/24/07
4. 16 at Kentucky, 2/20/07
4. 16 at Georgia, 1/28/07
6. 15 at Tennessee, 2/6/07
6. 15 vs. Ole Miss, 1/17/07
8. 14 at Miss. State, 2/3/07
8. 14 vs. Wright State, 12/27/06
10. 13 twice

Junior Season (2007-08)

First double figure game of year with 11 vs. McNeese (11/14) ... Scored six in opener (11/12) ... Averaged 15 points for the exhibition games after hitting 5-of-10 three-point attempts in 17-point effort against EA Sports ... Had 13 points, 5 assists against Belhaven ... Just one turnover ... Played primarily at the point guard position in Canada ... Averaging 13.0 points and 5.3 assists in the three games.

Martin's Game-by-Game Statistics

2007-08

OPPONENT	MIN	FG	3FG	FT	REB	PF/D	A	TO	BLK	STL	PTS
Southeastern La.	31	2-7	0-2	2-2	4	3-0	3	2	0	1	6
McNeese State	30	5-10	1-3	0-2	5	0-0	2	2	1	1	11
Oklahoma State	24	2-9	1-6	0-0	6	3-0	0	2	0	0	24
TBD											
TBD											
Southern											
Villanova											
Northwestern St.											
Wichita State											
Oregon State											
Washington											
Tulane											
Texas A&M											
Mississippi St.											
Ole Miss											
Auburn											
Vanderbilt											
Arkansas											
Auburn											
Alabama											
Tennessee											
Florida											
Kentucky											
Arkansas											
Ole Miss											
South Carolina											
Georgia											
Alabama											
Mississippi State											

Terry Martin's Career Stats

YEAR	GP-GS	MIN/AVG	FG-FGA	PCT.	3FG-FGA	PCT.	FT-FTA	PCT.	REB-AVG	PF-FO	AST	TO	BLK	STL	PTS-AVG.
06-07	24-16	701/29.2	93-227	.410	52-134	.388	15-26	.577	67-2.8	37-1	35	43	6	11	253-10.5
07-08	3-3	85-28.3	9-26	.346	2-11	.182	2-4	.500	15-5.0	6-0	5	6	1	2	22-7.3
Totals	27-19	786/29.3	102-253	.410	54-145	.381	17-30	.567	82-2.9	43-1	40	49	7	13	275-10.4



Garrett Temple

Guard • 6-6 • 195 • Junior • 2VL • Baton Rouge, La. • Univeristy HS

14

Top Performances

Points

Season: 17, vs. Okla. St., 11/19/07
 Career: 18, at Tulane, 12/2/06

Rebounds

Season: 3, vs. Okla. St., 11/19/07
 Career: 8, four times

Field Goals Made

Season: 4, vs. Okla. St., 11/19/07
 Career: 7, vs. McNeese, 11/29/06

3 PT FG Made

Season: 3, vs. Okla. St., 11/19/07
 Career: 4, three times

Free Throws Made

Season: 6, vs. Okla. St., 11/19/07
 Career: 8, vs. Florida, 2/24/07

Assists

Season: 5, vs. Okla. St., 11/19/07
 Career: 7, six times

Blocks

Season: 2, vs. McNeese, 11/14/07
 Career: 4, vs. Auburn, 1/13/07

Steals

Season: 1, twice
 Career: 4, twice

Minutes Played

Season: 34, vs. Okla. St., 11/19/07
 Career: 45, vs. Texas, 12/10/06

Top Career Scoring Games

1. 18 at Tulane, 12/2/06
2. 17 vs. Oklahoma State, 11/19/07
2. 17 vs. Florida, 2/24/07
2. 17 at Oregon State, 12/17/06
2. 17 vs. McNeese State, 11/29/06
6. 16 at Mississippi State, 2/3/07
6. 16 vs. Nicholls State, 11/17/06
8. 14 three times

Junior Season (2007-08)

Just one point off his career high with 17 against Oklahoma State (11/19) ... Came off the bench and had nine points in 30 minutes against McNeese (11/14) ... Failed to score in opener (11/12) ... Three points, four blocks in 19 minutes against Belhaven ... Temple did not play on the Canadian trip as he recovered from an ankle injury originally hurt on summer China trip and aggravated during a pickup game.

Temple's Game-by-Game Statistics

2007-08

OPPONENT	MIN	FG	3FG	FT	REB	PF/D	A	TO	BLK	STL	PTS
Southeastern La.	29	0-1	0-1	0-2	1	3-0	1	2	0	0	0
McNeese State	30	3-4	0-1	3-4	2	2-0	2	0	2	1	9
Oklahoma State	34	4-7	3-5	6-6	3	4-0	5	4	1	1	17
TBD											
TBD											
Southern											
Villanova											
Northwestern St.											
Wichita State											
Oregon State											
Washington											
Tulane											
Texas A&M											
Mississippi St.											
Ole Miss											
Auburn											
Vanderbilt											
Arkansas											
Auburn											
Alabama											
Tennessee											
Florida											
Kentucky											
Arkansas											
Ole Miss											
South Carolina											
Georgia											
Alabama											
Mississippi State											

Garrett Temple's Career Stats

YEAR	GP-GS	MIN/AVG	FG-FGA	PCT.	3FG-FGA	PCT.	FT-FTA	PCT.	REB-AVG	PF-FO	AST	TO	BLK	STL	PTS-AVG.
05-06	36-35	1207/33.5	65-194	.335	27-109	.248	25-37	.676	94-2.6	87-2	99	70	31	38	182-5.1
06-07	32-32	1099/34.3	91-230	.396	35-130	.269	57-70	.814	118-3.7	79-1	138	83	34	52	274-8.6
07-08	3-1	93-31.0	7-12	.583	3-7	.429	9-12	.750	6-2.0	9-0	8	6	3	2	26-8.7
Totals	71-68	2399-33.8	163-436	37.3	65-246	26.4	91-119	.765	218-3.1	175-3	245	159	68	92	482-6.9



Garrett Green

Forward • 6-10 • 218 • Freshman • HS • Woodland Hills, Calif. • Taft HS

20

Top Performances

Points

Season: 1, vs. Okla. St., 11/19/07
 Career: 1, vs. Okla. St., 11/19/07

Rebounds

Season: 2, vs. Okla. St., 11/19/07
 Career: 2, vs. Okla. St., 11/19/07

Field Goals Made

Season:
 Career:

3 PT FG Made

Season:
 Career:

Free Throws Made

Season: 1, vs. Okla. St., 11/19/07
 Career: 1, vs. Okla. St., 11/19/07

Assists

Season: 1, vs. Okla. St., 11/19/07
 Career: 1, vs. Okla. St., 11/19/07

Blocks

Season: 2, vs. Okla. St., 11/19/07
 Career: 2, vs. Okla. St., 11/19/07

Steals

Season: 1, vs. Okla. St., 11/19/07
 Career: 1, vs. Okla. St., 11/19/07

Minutes Played

Season: 17, vs. Okla. St., 11/19/07
 Career: 17, vs. Okla. St., 11/19/07

Top Career Scoring Games

1. 1 vs. Oklahoma State, 11/19/07

Freshman Season (2007-08)

Played 17 minutes on his first venture onto the court in Maui (11/19) ... Made his only field goal attempt against EA Sports ... Green was 1-of-4 with four points in 12 minutes against Belhaven ... Green did not play in Canada while the coaches were deciding on redshirt possibility for 2007-08.


Green's Game-by-Game Statistics

2007-08

OPPONENT	MIN	FG	3FG	FT	REB	PF/D	A	TO	BLK	STL	PTS
Southeastern La.	DNP										
McNeese State	DNP										
Oklahoma State	17	0-1	0-0	1-2	2	5-1	1	2	2	1	1
TBD											
TBD											
Southern											
Villanova											
Northwestern St.											
Wichita State											
Oregon State											
Washington											
Tulane											
Texas A&M											
Mississippi St.											
Ole Miss											
Auburn											
Vanderbilt											
Arkansas											
Auburn											
Alabama											
Tennessee											
Florida											
Kentucky											
Arkansas											
Ole Miss											
South Carolina											
Georgia											
Alabama											
Mississippi State											

Garrett Green's Career Stats

YEAR	GP-GS	MIN/AVG	FG-FGA	PCT.	3FG-FGA	PCT.	FT-FTA	PCT.	REB-AVG	PF-FO	AST	TO	BLK	STL	PTS-AVG.
07-08	1-0	17-17.0	0-1	.000	0-0	.000	1-2	.500	2-2.0	5-1	1	2	2	1	1-0
Totals	1-0	17-17.0	0-1	.000	0-0	.000	1-2	.500	2-2.0	5-1	1	2	2	1	1-0



Chris Johnson

Center • 6-11 • 205 • Junior • 2VL • Montross, Va. • Laurinburg (NC) Prep

21

Top Performances

Points

Season:	19, vs. Okla. St., 11/19/07
Career:	19, vs. Okla. St., 11/19/07

Rebounds

Season:	5, vs. Okla. St., 11/19/07
Career:	7, at Miss. State, 2/3/07

Field Goals Made

Season:	8, vs. Okla. St., 11/19/07
Career:	8, vs. Okla. St., 11/19/7

3 PT FG Made

Season:	3, vs. Okla. St., 11/19/07
Career:	3, vs. Okla. St., 11/19/07

Free Throws Made

Season:	
Career:	4, vs. Alabama, 1/31/07

Assists

Season:	1, twice
Career:	1, nine times

Blocks

Season:	6, vs. McNeese, 11/14/07
Career:	3, vs. Alabama, 1/31/07

Steals

Season:	1, vs. SLU, 11/12/07
Career:	1, six times

Minutes Played

Season:	37, vs. Okla. St., 11/19/07
Career:	37, vs. Okla. St., 11/19/07

Top Career Scoring Games

- 19 vs. Oklahoma State, 11/19/07
- 13 vs. Alabama, 1/31/07
- 9 vs. Arkansas, 2/10/07
- 9 vs. Nicholls State, 11/17/06
- 6 vs. Nicholls State, 11/21/05
- 4 vs. McNeese, 11/14/07
- 4 vs. Miss. State, 2/17/07
- 4 at Miss. State, 2/3/07
- 4 vs. Miss. Valley, 12/28/06
- 3 vs. UL-Monroe, 11/19/06

Junior Season (2007-08)

Had a career day, hitting three treys and scoring 19 points against Oklahoma State (11/19) ... Moved into the starting lineup against McNeese (11/14) with four points and six blocks ... Two points on a dunk in opener (11/12) ... Averaged 8.5 points and 5.0 rebounds in 20 minutes during the two exhibitions ... Johnson had nine points, three assists in 14 minutes in first exhibition ... Johnson averaged 9.3 points per game and 6.3 rebounds with seven blocks in the three-game exhibition tour of Canada

Johnson's Game-by-Game Statistics

2007-08

OPPONENT	MIN	FG	3FG	FT	REB	PF/D	A	TO	BLK	STL	PTS
Southeastern La.	13	1-4	0-2	0-0	2	0-0	0	0	1	1	2
McNeese State	26	2-4	0-1	0-0	3	3-0	1	2	6	0	4
Oklahoma State	37	8-9	3-4	0-0	5	2-0	1	7	0	0	19
TBD											
TBD											
Southern											
Villanova											
Northwestern St.											
Wichita State											
Oregon State											
Washington											
Tulane											
Texas A&M											
Mississippi St.											
Ole Miss											
Auburn											
Vanderbilt											
Arkansas											
Auburn											
Alabama											
Tennessee											
Florida											
Kentucky											
Arkansas											
Ole Miss											
South Carolina											
Georgia											
Alabama											
Mississippi State											

Chris Johnson's Career Stats

YEAR	GP-GS	MIN/AVG	FG-FGA	PCT.	3FG-FGA	PCT.	FT-FTA	PCT.	REB-AVG	PF-FO	AST	TO	BLK	STL	PTS-AVG.
05-06	10-0	43/4.3	6-18	.333	0-6	.000	1-2	.500	7-0.7	2-0	3	6	3	2	13-1.3
06-07	18-2	122/6.8	24-43	.558	3-6	.500	7-11	.636	29-1.6	19-0	3	8	12	2	58-3.2
07-08	3-2	76-25.3	11-17	.647	3-7	.429	0-0	.000	10-3.3	5-0	2	9	7	1	25-8.3
Totals	31-3	241/6.8	41-78	.478	6-19	.316	8-13	.615	46-1.4	26-0	8	23	22	5	96-3.1



Alex Farrer

Guard • 6-5 • 200 • Sophomore • 1VL • Phoenix, Ariz. • St. Mary's HS

30

Top Performances

Points

Season:

Career: 5, twice

Rebounds

Season:

Career: 2, three times

Field Goals Made

Season:

Career: 1, four times

3 PT FG Made

Season:

Career: 1, four times

Free Throws Made

Season:

Career: 2, twice

Assists

Season:

Career: 2, vs. Nicholls St., 11/17/06

Blocks

Season:

Career:

Steals

Season:

Career: 1, twice

Minutes Played

Season:

Career: 16, vs. McNeese, 11/29/06

Top Career Scoring Games

1. 5 vs. McNeese State, 11/29/06

1. 5 vs. Nicholls State, 11/17/06

3. 3 vs. South Carolina, 3/3/07

3. 3 at Kentucky, 2/20/07

5. 2 vs. UL-Monroe, 11/19/06

Sophomore Season (2007-08)

Farr failed to score in either exhibition contest ... Started one game in Canada, averaged 4.3 points per game and hit three treys.

Farrer's Game-by-Game Statistics

2007-08

OPPONENT	MIN	FG	3FG	FT	REB	PF/D	A	TO	BLK	STL	PTS
Southeastern La.	DNP										
McNeese State	DNP										
Oklahoma State	DNP										
TBD											
TBD											
Southern											
Villanova											
Northwestern St.											
Wichita State											
Oregon State											
Washington											
Tulane											
Texas A&M											
Mississippi St.											
Ole Miss											
Auburn											
Vanderbilt											
Arkansas											
Auburn											
Alabama											
Tennessee											
Florida											
Kentucky											
Arkansas											
Ole Miss											
South Carolina											
Georgia											
Alabama											
Mississippi State											

Alex Farrer's Career Stats

YEAR	GP-GS	MIN/AVG	FG-FGA	PCT.	3FG-FGA	PCT.	FT-FTA	PCT.	REB-AVG	PF-FO	AST	TO	BLK	STL	PTS-AVG.
06-07	14-0	86/6.1	5-23	.217	4-20	.200	4-6	.667	14-1.0	7-0	6	5	2	0	18-1.3
07-08															
Totals	14-0	86/6.1	5-23	.217	4-20	.200	4-6	.667	14-1.0	7-0	6	5	2	0	18-1.3

LSU Combined Team Statistics (as of Nov 19, 2007)
All games

RECORD:	OVERALL	HOME	AWAY	NEUTRAL
ALL GAMES.....	(2-1)	(2-0)	(0-0)	(0-1)
CONFERENCE.....	(0-0)	(0-0)	(0-0)	(0-0)
NON-CONFERENCE.....	(2-1)	(2-0)	(0-0)	(0-1)

## Player	GP-GS	Min--Avg	---TOTAL---		---3-PTS---		FT-FTA	Pct	---REBOUNDS---				PF	FO	A	TO	Blk	Stl	Pts	Avg
			FG-FGA	Pct	3FG-FGA	Pct			Off	Def	Tot	Avg								
05 Thornton, Marcus...	3-3	102 34.0	22-44	.500	8-21	.381	19-22	.864	4	4	8	2.7	4	0	5	5	2	4	71	23.7
03 Randolph, Anthony..	3-3	88 29.3	14-25	.560	1-4	.250	7-12	.583	4	21	25	8.3	9	0	7	9	10	6	36	12.0
14 Temple, Garrett....	3-1	93 31.0	7-12	.583	3-7	.429	9-12	.750	1	5	6	2.0	9	0	8	6	3	2	26	8.7
21 Johnson, Chris.....	3-2	76 25.3	11-17	.647	3-7	.429	0-0	.000	0	10	10	3.3	5	0	2	9	7	1	25	8.3
13 Martin, Terry.....	3-3	85 28.3	9-26	.346	2-11	.182	2-4	.500	3	12	15	5.0	6	0	5	6	1	2	22	7.3
01 Mitchell, Tasmin...	3-3	66 22.0	7-21	.333	0-5	.000	8-10	.800	5	12	17	5.7	8	0	6	9	1	7	22	7.3
11 Spencer, Bo.....	3-0	58 19.3	6-9	.667	3-4	.750	4-4	1.000	1	2	3	1.0	3	0	6	7	0	2	19	6.3
02 Mason, Dameon.....	1-0	15 15.0	2-5	.400	0-0	.000	1-1	1.000	0	1	1	1.0	1	0	0	1	0	0	5	5.0
20 Green, Garrett.....	1-0	17 17.0	0-1	.000	0-0	.000	1-2	.500	0	2	2	2.0	5	1	1	2	2	1	1	1.0
TEAM.....										6	5	11	3.7	1		0				
Total.....	3	600	78-160	.488	20-59	.339	51-67	.761	24	74	98	32.7	51	1	40	54	26	25	227	75.7
Opponents.....	3	600	81-185	.438	25-62	.403	32-44	.727	35	66	101	33.7	63	5	28	48	9	26	219	73.0

TEAM STATISTICS	LS	OPP	DATE	OPPONENT	W/L	SCORE	ATTEND
SCORING.....	227	219	11/12/07	SOUTHEASTERN LOUISIANA	W	72-62	8171
Points per game.....	75.7	73.0	11/14/07	MCNEESE STATE	W	78-74	7891
Scoring margin.....	+2.7	-	11-19-07	vs OKLAHOMA STATE	L	77-83	2500
FIELD GOALS-ATT.....	78-160	81-185	* SEC Games				
Field goal pct.....	.488	.438	& EA Sports Maui Invitational				
3 POINT FG-ATT.....	20-59	25-62	# Pizza Hut Big East/SEC Invitational				
3-point FG pct.....	.339	.403					
3-pt FG made per game..	6.7	8.3					
FREE THROWS-ATT.....	51-67	32-44					
Free throw pct.....	.761	.727					
REBOUNDS.....	98	101					
Rebounds per game.....	32.7	33.7					
Rebounding margin.....	-1.0	-					
ASSISTS.....	40	28					
Assists per game.....	13.3	9.3					
TURNOVERS.....	54	48					
Turnovers per game.....	18.0	16.0					
Turnover margin.....	-2.0	-					
Assist/turnover ratio..	0.7	0.6					
STEALS.....	25	26					
Steals per game.....	8.3	8.7					
BLOCKS.....	26	9					
Blocks per game.....	8.7	3.0					
WINNING STREAK.....	0	-					
Home win streak.....	2	-					
ATTENDANCE.....	16062	2500					
Home games-Avg/Game....	2-8031	0-0					
Neutral site-Avg/Game..	-	1-2500					

SCORE BY PERIODS:	1st	2nd	Total
LSU.....	86	141	-
Opponents.....	104	115	-

LSU Game-by-Game Points-Rebounds-Assists (as of Nov 19, 2007)
All games

Opponent	Date	Score	01	02	03	05	11	13	14	20	21	
-----	----	----	-----									
			WL MITCHELL, MASON, DAM RANDOLPH, THORNTON, SPENCER, B MARTIN, TE TEMPLE, GA GREEN, GAR JOHNSON, C									
SOUTHEASTERN LOUISIANA	11/12/07	72-62	W	6- 2- 3	5- 1- 0	19-13- 2	27- 2- 2	7- 1- 2	6- 4- 3	0- 1- 1	DNP	2- 2- 0
MCNEESE STATE	11/14/07	78-74	W	16-14- 3	DNP	12- 7- 3	24- 3- 2	2- 1- 0	11- 5- 2	9- 2- 2	DNP	4- 3- 1
vs OKLAHOMA STATE	11-19-07	77-83	L	0- 1- 0	DNP	5- 5- 2	20- 3- 1	10- 1- 4	5- 6- 0	17- 3- 5	1- 2- 1	19- 5- 1