



LSU (1-0)

VS.

McNeese State (0-1)

**Nov. 14, 2007, 7 p.m. CST (LSU Sports Radio Network, CST)
Pete Maravich Assembly Center -- Baton Rouge, La.**

2007-08 Schedule

OPPONENT	TIME
N1 BELHAVEN (Exh.)	W, 108-57
N6 GLOBAL SPORTS (Exh.)	W, 72-68
N12 SOUTHEASTERN LA. (CST)	W, 72-62
N14 MCNEESE STATE (CST)	7 p.m.
N19 1-Oklahoma State (ESPN2)	4 p.m.
N20 1-Chaminade/Marquette (ESPN)	12:30/6 p.m.
N21 1-TBA (ESPN)	TBA
N28 NICHOLLS STATE (CST)	7 p.m.
D1 SOUTHERN	1 p.m.
D6 2-Villanova (ESPN)	8:30 p.m.
D15 NORTHWESTERN STATE	7 p.m.
D19 At Wichita State	7 p.m.
D22 OREGON STATE (CST)	2 p.m.
D29 WASHINGTON (FSN/SUN)	2 p.m.
J2 3-At Tulane	7 p.m.
J5 at Texas A&M (ESPNU)	7 p.m.
J9 MISSISSIPPI STATE *	7 p.m.
J12 at Ole Miss * (FSN/SUN)	5 p.m.
J16 AUBURN *	7 p.m.
J19 at Vanderbilt * (LF Sports)	Noon
J26 ARKANSAS * (ESPN Classic)	8 p.m.
J30 at Auburn *	7 p.m.
F2 at Alabama * (LF Sports)	2 p.m.
F9 TENNESSEE * (LF Sports)	2 p.m.
F13 at Florida * (LF Sports)	7 p.m.
F16 KENTUCKY * (LF Sports)	Noon
F20 at Arkansas * (LF Sports)	7 p.m.
F23 OLE MISS * (FSN/SUN)	5 p.m.
F27 at South Carolina *	6:30 p.m.
M2 GEORGIA * (LF SPORTS)	1 p.m.
M5 ALABAMA * (CST)	7 p.m.
M8 at Mississippi State *	TBA
M13-16 4-SEC Tournament (LF, CBS)	TBA

* - Denotes SEC Games.
1-EA Sports Maui Invitational; 2-Pizza Hut Big East/SEC Invitational;
3-New Orleans Arena; 4-Atlanta, Ga. (Georgia Dome).

On the Air

TELEVISION * CST
Play-by-Play: Lyn Rollins
Analyst: Collis Temple III

RADIO * LSU Sports Radio Network

Play-by-Play: Jim Hawthorne
Analyst/Host: Kevin Ford
Available on XM Satellite Radio

Series History

LSU Leads, 16-0
LAST TIME: W, 91-57 (H), Nov. 29, 2006
AT BATON ROUGE: 15-0
AT LAKE CHARLES: 1-0
AT NEUTRALSITES: ---
LAST 5 GAMES: 5-0
LAST 10 GAMES: 10-0

Projected LSU Starters and Notes

- G 5 Marcus Thornton (6-4, 190, Jr., Baton Rouge) 27.0 ppg, 2.0 rpg, 2.0 apg**
Hit 8-of-14 from the field, including four treys to go with 7-of-9 free throw shooting to have one of the best debuts by a JC player at LSU in recent memory ... Played 34 minutes.
- G 14 Garrett Temple (6-6, 185, Jr., Baton Rouge) 0.0 ppg, 1.0 apg**
Has started 68-of-69 career games ... Failed to score against Southeastern (11/12), the first time since the 10th game of his career in 2005 against Cincinnati ... In the top 10 a year ago in the SEC, averaging over four assists a game.
- G 13 Terry Martin (6-6, 200, Jr., Monroe, La.) 6.0 ppg, 4.0 rpg, 3.0 apg**
Hit 11-of-22 three-pointers in the two exhibitions, but 0-of-2 in the opener (11/12) ... In 24 games last year, hit 52 threes.
- F 1 Tasmin Mitchell (6-7, 230, Jr., Denham Springs, La.) 6.0 ppg, 3.0 apg**
Has started every game, 69 straight, at LSU ... Saddled with early foul trouble, limiting his minutes to 24 in the opener (11/12) ... 3-of-6 from the field against the Lions.
- F 3 Anthony Randolph (6-10, 190, Fr., Dallas, Texas) 19.0 ppg, 13.0 rpg, 6.0 bpg**
Highly regarded recruit that doubled up in his opening game as a Tiger ... Hit 7-of-11 field goals and also had four steals.

Tigers With No Time To Rest

The LSU Tigers, fresh off a win over Southeastern Louisiana, jump right back into action Wednesday night against McNeese State at 7 p.m. at the Maravich Center ... Tickets for the game are on sale at the LSU Athletic Ticket Office and online for www.LSUsports.net for \$11 and \$5 for youth tickets (ages 3-12) ... The PMAC upper ticket office opens on game night at 5:30 p.m.

Last Time Out

LSU defeated Southeastern Louisiana, 72-62, on Monday night with Marcus Thornton scoring 27 and Anthony Randolph doubling with 19 points and 13 rebounds .. The Cowboys were 73-50 losers at Texas A&M in their season opener on Friday.

**Team Facts
LSU**

RECORD: 1-0
LAST GAME: W, 72-62, vs. SE La., (11/12)
RANKINGS: NA
HEAD COACH: John Brady
CAREER RECORD: 274-203 (17th year)
LSU RECORD: 185-126 (11th year)
VS. McNeese: 8-0

Rebound Numbers

Those will be watched very closely this season as LSU tries to figure a way to bang down low without some of the big bodies of past years ... Southeastern outrebounded LSU, 38-29 with a 14-3 advantage on the offensive glass.

Hawaii Calls

LSU departs Baton Rouge early Thursday morning for Lahaina on the isle of Maui and the EA Sports Maui Invitational, Nov. 19-21 ... LSU's first round game is against Oklahoma State at 4 p.m. (CST) on Monday.

On The Air

Tonight's game is on the LSU Sports Radio Network and televised regionally on CST ... The CST broadcast is also available on ESPN Game Plan outside the SEC viewing area.

MCNEESE STATE

RECORD: 0-1
LAST GAME: L, 50-73, at Texas A&M (11/9)
RANKINGS: NA
HEAD COACH: Dave Simmons
CAREER RECORD: 42-48 (4th year)
MCNEESE RECORD: 15-18 (2nd year)
VS. LSU: 0-1

Media Services

John Brady Interview Opportunities

After Practice

Coach John Brady is usually available after most practices sessions. Most practices start between 3 and 4p.m. (depending on pre-practice video sessions and weights) and usually finish between 5 and 6 p.m. Contact Basketball SID Kent Lowe (225-578-1864) to confirm practice times.

SEC Teleconference

The 12 SEC coaches are featured on a teleconference each Monday and Thursday January through March through the conference season. The conference starts at 10 a.m. (CST). Coach Brady is on at 10:28 a.m. CST. To access the media only number contact Kent Lowe or the Southeastern Conference Media Relations Office (205-458-3010).

LSU Player Interview Opportunities

Post Practice

The best time to contact LSU players is usually at the conclusion of practice. Again, please let Basketball SID Kent Lowe know your interview intentions as far in advance as possible.

LSU Satellite Newsfeed

For more information on satellite feeds and coordinates please call Assistant Athletic Director/Television Kevin Wagner (225-578-1797).

By Appointment, By Phone

Coach Brady is available for interviews most non-gameday mornings prior to noon. Please contact either Kent Lowe (225-578-1864) or Basketball Secretary Pam LeBlanc (225-578-8217).

The John Brady Show, Presented by Whitney Bank on The LSU Sports Radio Network

The weekly call-in show takes place Monday at 7 p.m. from Walkon's Bistro at the corner of Nicholson and Burbank ... The show runs through the end of the regular season ... The show airs in Baton Rouge on Eagle 98.1 FM, on the Internet at www.LSUports.net and on many LSU Sports Radio Network affiliates ... The show begins Nov. 26 and runs four weeks before taking Dec. 24 and 31 off ... Show will resume with a special Tuesday edition on Jan. 8

Post Game

Coach Brady will be in the L-Club Room of the Maravich Center to visit with the media ... Requested players will be brought to the L-Club after they shower and dress and Coach Brady has finished his post-game remarks ... **THE LSU DRESSING ROOM IS CLOSED** ... To reach the L-Club, exit the building on the Southwest side and once outside turn left and go down the first set of steps to the L-Club ... The visiting team dressing

area is in the Northeast Corridor and across from the media work area ... The visiting coach has an interview area (where the pre-game meal is served) that he can use for his post-game media obligations if he wishes.

Inside LSU Basketball with Coach John Brady

Coach Brady's weekly TV show is on a state-wide network ... WBRZ-TV, Channel 2, will carry the show at 10:35 p.m. Sunday ... The show will debut Dec. 2 and run for three weeks before taking Dec. 23, 30 and Jan. 6 off ... The show will resume on Jan. 13 with the final show on March 9 ... Besides WBRZ-TV, the show can be seen on Cox Cable 4 in Baton Rouge Mondays at 9:30 p.m. and on Cox Sports Television (Ch. 37 on Cox Cable) on Wednesdays at 5:30 p.m. ... Other markets airing the show are KLAX-TV in Alexandria, Cox Channel 8 in Lake Charles, KEJB-TV in Monroe, KWBj in Mogan City, WGNO-TV in New Orleans and KMSS in Shreveport.

Who to Contact

LSU Sports Information Office

(225) 578-8226

Asst. AD/Sports Info. Director

Michael Bonnette - mbonnet@lsu.edu

Sr. Associate SID (Basketball)

C. Kent Lowe - clowe@lsu.edu

Asst. Men's Basketball Contact

Alex Restrepo - arestr1@lsu.edu

LSU Sports Television Network

(225) 578-1797

Director of Television

Kevin Wagner - jwagne2@lsu.edu

Manager/Television

John Schiebe -- jschieb@lsu.edu

LSU Sports Radio Network

(225) 578-1882

Director of Radio

Jim Hawthorne - Isuradio@lsu.edu

LSU Athletics Online

www.LSUports.net

The Official Website of LSU Athletics is home to all the basketball information you need. Schedules, results, rosters, bios, statistics and game notes can be found. The **GAMEDAY** section, updated daily, has all relevant info for the upcoming game.

http://media.lsuports.net

Media can access images for all LSU teams, including action shots, heads shots, logos, etc. To gain access, email Michael Bonnette or Kent Lowe. You will be assigned a login and password that will enable you to retrieve pictures. This service is for the media use only.

LSUports.net/media

Request Credentials online, Read the latest Game Notes and Submit Photo Requests.

C. Kent Lowe clowe@lsu.edu		Weekly Schedule (Subject to change)					
MONDAY 12	TUESDAY 13	WEDNESDAY 14	THURSDAY 15	FRIDAY 16	SATURDAY 17	SUNDAY 18	
		Game 2 -- LSU vs. McNeese, 7 p.m., Maravich Center (LSU Sports Radio Network, CST). Tickets available, \$11, \$5 age 3-12. Game 5 -- LSU vs. TBD;	LSU departs for EA Sports Maui Invitational.	LSU practices in Maui at Lahainaluna High School, Noon HST	LSU practices in Maui at Lahainaluna High School, 9:30 a.m. HST	EA Sports Maui Inv. Press Conference 8 a.m. HST (noon CST) ... LSU Practices in Maui at Lahaina Civic Center, 11:30 a.m. HST.	
MONDAY 19	TUESDAY 20	WEDNESDAY 21	THURSDAY 22	FRIDAY 23	SATURDAY 24	SUNDAY 25	
Game 3 -- LSU vs. Oklahoma St., Noon HST (4 p.m. CST), 1st Round (LSU Sports Radio Network, ESPN2)	Game 4 -- LSU vs. Chaminade/Marquette, 8:30 a.m./2 p.m. HST (12:30/6 p.m. CST), LSU Sports Radio Net, ESPN	Game Time TBA. LSU Sports Radio Network, ESPN. LSU departs 11 pm HST	HAPPY THANKSGIVING!!!! Teram returns early evening to BR	Off	Off	Practice 3 p.m.	

John Brady

Head Coach • 11th Year

When John Brady first put a team on the floor of the Pete Maravich Assembly Center, his Tiger squad was undermanned, undersized and underdogs.

Teams hated to play the Tigers then because John Brady coached his team hard and they responded with several strong performances against the leagues top teams, but not many wins. The strong performances continued as the years went on, but now LSU was winning.

In 11 years as head coach at LSU, John Brady has coached the LSU team as only he knows how -- with heart and passion, and knowledge of the game that makes him one of the best at in-game decisions.

The LSU Tigers, in 2006, won the SEC regular season title with a 14-2 record and won the Western Division for the second straight year. LSU has won 31 SEC games the last three years, one of the best totals in the league over the last three years, and during that time period, LSU had a streak of 19 straight conference home wins that spanned portions of four seasons from 2004-07.

The SEC Championship in 2006 was Brady's second and the school's first outright championship in 21 years.

LSU has had six consecutive winning seasons under John Brady and only three times in the program history have there been longer consecutive years of winning.

Three times, John Brady has coached the SEC Player of the Year and he has coached the SEC Freshman of the Year four times.

Brady's 184 wins are the third most wins by an LSU basketball coach and only two LSU basketball coaches have served longer tenures.

Brady's knowledge of the game and his belief in discipline and respon-

sibility for actions on and off the floor have made the program strong again, one that LSU fans are proud of.

Brady's plan isn't just taking place on a hardwood floor in the Maravich Center. He has worked hard to show the public that athletic and academic pursuits of the players should be challenged to the fullest.

That's part of the reason that LSU basketball is not only a success on the court, but in the classroom as well.

Brady came to LSU after six highly successful seasons at Samford University in Birmingham, Ala. In his six-year tenure (1992-97), he turned the team into a consistent winner, posting a record of 89-77. In Brady's six years at Samford, the team had three first-team and five second team all-league selections.

Now at LSU, the numbers are beginning to work for Brady both on and off the floor. He has had 33 players earn Academic Honor Roll status at LSU, plus 18 players who have received their degrees from LSU.

The 53-year-old Brady is the father of two daughters (Brittany-17, Brooke-13) and is married to the former Misty Champagne.

In his first 10 seasons, Brady has taken the Tigers a long way, including to college basketball's pinnacle, the NCAA Final Four. The results are a program that is solid both athletically and academically. The top athletes in the country are seriously putting LSU at the top of their lists and Brady is earning the respect of his peers in the league.

He has re-established LSU back as a national factor in college basketball and the work is being done to keep LSU there for years to come.

1

>NCAA Final Four Appearance (2006)

2

>SEC Championships
>Sweet Sixteen Appearances (2000, 2006)

3

>SEC Player of the Year Selections (Swift - 2000, Bass - 2005, Davis - 2006)
>SEC Western Division Championships (2000, 2005, 2006)

4

>SEC Freshman of the Year Selections (Bright - 2000, Bass - 2004, Davis - 2005, Thomas - 2006)

6

>Postseason tournament appearances in the last eight years

18

>Number of LSU players who have graduated

33

>Academic All-SEC honorees



The Brady File

NAME: John Brady
BIRTH DATE: Sept. 17, 1954 (McComb, Miss.)
AGE: 53
HOMETOWN: McComb, Miss.
WIFE: Misty
CHILDREN: Brittany (17), Brooke (13)
HIGH SCHOOL: McComb HS; McComb,
COLLEGE: BS, Belhaven College, 1976
M. Ed., Mississippi State, 1977

PLAYING EXPERIENCE

McComb High School (McComb, Miss.)
Belhaven College (Jackson, Miss.) - 3-year starter, scored over 1,000 points for career ... Coach Charlie Rugg ... Two-time All-Southern States Conference - Inducted Fall 1997 into school athletic hall of fame.

COACHING EXPERIENCE

1976-77 - Graduate Assistant, Mississippi State
1977-82 - Head Coach, Crowley High School (Crowley, La.) - 129-49 (.725) record ... 1981 LSWA Class AAA "Coach of the Year"
1982-90 - Assistant Coach, Mississippi State ... First four years under coach Bob Boyd ... Last four as chief recruiter for Richard Williams.
1990-91 - Assistant Coach, UNO
1991-97 - Head Coach, Samford University, 89-77 record in six years ... left Samford as winningest coach in Samford history ... Team won TAAC West in 1996 and 1997.
March 25, 1997 - Named 18th LSU head coach
1999-2000 - LSU wins SEC West, SEC Championship; NCAA Sweet 16; SEC Coach of the Year; Runner-up, National Coach of Year.
2001-02 - Second round of the NIT.
2002-03 - NCAA Tournament appearance ... LSWA, LABC Coach of the Year.
2003-04 - LSU advances to the NIT.
2004-05 - LSU posts 12-4 record to win SEC West ... Tigers go 8-0 in league play at home, first undefeated league home record since 1981 ... Team advanced to NCAA Tournament, fourth straight post season berth.
2005-06 - LSU posts 14-2 record in winning SEC title, first since 2000 and first outright title in 21 years ... Tigers go 8-0 in league play at home for the second straight year ... Team goes to NAAs and defeats Iona, Texas A&M, No. 1 Duke and Texas to advance to NCAA Final Four for first time in 20 years ... Named SEC Coach of the Year, LSWA Coach of the Year and finalist for the Jim Phelan National Coach of the Year Award.
2006-07 - Team posts its sixth consecutive winning record.

The John Brady Record

YEAR	SCHOOL	/---OVERALL---/		/---CONF.---/		FINISH
		W-L	PCT.	W-L	PCT.	
1991-92	Samford	11-18	.379	7-7	.500	T-3rd
1992-93	Samford	17-10	.630	7-5	.583	T-2nd
1993-94	Samford	10-18	.357	4-12	.250	8th
1994-95	Samford	16-11	.592	11-5	.687	2nd
1995-96	Samford	16-11	.592	11-5	.687	TAAC Western Division Champion
1996-97	Samford	19-9	.678	11-5	.687	TAAC Western Division Champion
1997-98	LSU	9-18	.333	2-14	.125	6th-West
1998-99	LSU	12-15	.444	4-12	.250	6th-West
1999-00	LSU	28-6	.823	12-4	.750	SEC Champions; NCAA Sweet 16
2000-01	LSU	13-16	.448	2-14	.125	6th-West
2001-02	LSU	19-15	.559	6-10	.375	4th-West; NIT Second Round
2002-03	LSU	21-11	.656	8-8	.500	2nd-West; NCAA Tournament
2003-04	LSU	18-11	.621	8-8	.500	2nd-West; NIT
2004-05	LSU	20-10	.667	12-4	.750	1st-West; NCAA Tournament
2005-06	LSU	27-9	.750	14-2	.875	SEC Champions; NCAA Final Four!
2006-07	LSU	17-15	.531	5-11	.312	6th-West
2007-08	LSU	1-0	1.000			
Totals	17 Years	274-203	.574	124-126	.496	2 Conf. Titles, 5 Division Titles
Samford	6 Years	89-77	.536	51-39	.567	2 TAAC Western Division Titles
LSU	11 Years	185-126	.595	73-87	.456	2 SEC-3 West Titles, 4 NAAs

CAREER SPECIALTY NUMBERS

CAREER DOUBLE-FIGURE GAMES

Tasmin Mitchell 48
Terry Martin 15
Garrett Temple 14
Dameon Mason 5
Chris Johnson 1
Anthony Randolph 1
Marcus Thornton 1

CAREER DOUBLE-FIGURE REBOUNDS

Tasmin Mitchell 8
Anthony Randolph 1

CAREER DOUBLE-DOUBLES

Tasmin Mitchell 7
Anthony Randolph 1

CAREER THREE-POINTERS

Tasmin Mitchell 69
Garrett Temple 62
Terry Martin 52
Dameon Mason 9
Alex Farrer 5
Marcus Thornton 4
Chris Johnson 3
Anthony Randolph 1
Bo Spencer 1

CAREER ASSISTS

Garrett Temple 238
Tasmin Mitchell 162
Terry Martin 38
Dameon Mason 25
Alex Farrer 6
Chris Johnson 6
Bo Spencer 2
Anthony Randolph 2
Marcus Thornton 2
Greg Terrebbonne 1

CAREER BLOCKS

Garrett Temple 65
Tasmin Mitchell 44
Chris Johnson 16
Anthony Randolph 6
Terry Martin 6
Dameon Mason 6
Alex Farrer 2

TIGER FOES IN POLLS

11/12 poll	AP	ESPN
Tennessee (Feb. 9)	7	7
Texas A&M (Jan. 5)	15	15
Arkansas (Jan. 26, Feb. 20)	18	18
Kentucky (Feb. 16)	RV	RV
Alabama (Feb. 2, Mar 5)	RV	RV
Miss. St. (Jan. 9, Mar 8)	RV	RV
Florida (Feb. 13)	RV	RV
Vanderbilt (Jan. 19)	RV	----

Possible Opponents in Maui		
Duke (Nov. 21)	13	11
Marquette (Nov. 20)	11	12

2007-08 LSU Men's Basketball Roster

NO.	NAME	CL.	POS.	HT.	WT.	EXP.	HOMETOWN/LAST SCHOOL
1	Tasmin Mitchell	Jr.	F	6-7	228	2VL	Denham Springs, La./D. Spr. HS
2	Dameon Mason	Sr.	G/F	6-6	190	1VL	Kansas City, Mo./Marquette Univ.
3	Anthony Randolph	Fr.	F	6-10	205	HS	Dallas, Texas/Woodrow Wilson HS
5	Marcus Thornton	Jr.	G	6-4	198	JC	Baton Rouge, La./Kilgore College
10	Greg Terrebbonne	So.	G	6-0	205	1VL	Galliano, La./South LaFourche HS
11	Bo Spencer	Fr.	G	6-1	180	HS	Baton Rouge, La./Glen Oaks HS
13	Terry Martin	Jr.	G	6-6	207	1VL	Monroe, La./Texas Tech
14	Garrett Temple	Jr.	G	6-6	195	2VL	Baton Rouge, La./University HS
20	Garrett Green	Fr.	F	6-10	218	HS	Woodland Hills, Calif./Taft HS
21	Chris Johnson	Jr.	C	6-11	205	2VL	Montross, Va./Laurinburg Prep
30	Alex Farrer	So.	G	6-5	200	1VL	Phoenix, Ariz./St. Mary's HS
32**	Quintin Thornton	Jr.	F	6-8	230	JC	Orlando, Fla./Odessa College

**Injured and not dressed

Head Coach: John Brady (Belhaven, 1976), 11th year at LSU

Associate Head Coach: Butch Pierre (Mississippi State, 1984), 11th year at LSU

Assistant Coach: John Treloar (Belhaven, 1979), 4th year at LSU

Assistant Coach: Chad Dollar (Milligan, 1996), 1st year at LSU

Director of Basketball Operations: Jeff Clapacs (Wooster, 2007), 1st year at LSU

Transactions

Quintin Thornton injured his left pectoral muscle in the weight room, Oct.19. Underwent surgery, out for at least two months, probable redshirt candidate.

Last Game -- LSU 72, Southeastern 62 (11/12/07-Baton Rouge)

The Tigers needed a 14-0 second half run to finally put away Southeastern Louisiana in the opener at the Maravich Center Monday ... The Tigers broke open the fifth tie of the night at 39-39 with 16:28 to play and took a 53-39 advantage with 11:05 remaining ... The game was the 63rd consecutive win by LSU over a Louisiana school on the floor of the Maravich Center and made John Brady 11-0 in season openers at LSU ... LSU was led by junior college transfer Marcus Thornton with 27 points, including four treys, and freshman Anthony Randolph with 19 points and 13 rebounds ... LSU shot 51 percent from the floor (26-of-51), with six treys and 14-of-20 at the charity stripe ... Southeastern Louisiana shot 39.7 percent from the floor (25-of-63) with just 21 percent at the three-point arc (4-of-19) ... The Lions did own the boards, out rebounding LSU, 39-28, with a 14-3 advantage on the offensive glass.

About McNeese State

The Cowboys from Lake Charles come in with an 0-1 record after a 73-50 loss at Texas A&M on Friday ... Jarvis Bradley had 12 points to lead McNeese State with Rorey Lawrence and John Ford each scoring 11 ... The Cowboys shot 37.7 percent (20-of-53) from the floor, but 7-of-14 from the arc ... The Aggies outrebounded McNeese, 32-28 ... Dave Simmons is in his second season as the head coach of the Cowboys ... He has a 15-18 record at McNeese and a 42-48 overall head coaching record ... LSU leads the overall series, 16-0 ... The probable starters for the Cowboys are:

G - 10 John Ford (5-10, Sr., Alexandria, La.) 11.0 ppg, 4.0 apg

G - 1 Rorey Lawrence (6-6, Sr., Memphis, Tenn.) 11.0 ppg, 8.0 rpg, 4.0 apg

F - 24 John Pichon (6-6, Jr., Slidell, La.) 0.0 ppg, 1.0 rpg

F - 15 Kleon Penn (6-11, Sr., Tortola, British Virgin Islands) 2.0 ppg, 3.0 bpg

F - 3 Jarvis Bradley (6-6, 210, Sr., Dallas, Texas) 12.0 ppg, 5.0 rpg

Tigers Try For First Two

LSU is 11-0 on opening night under John Brady and will now go for the first two games in the win column ... LSU is also 10-0 in the Brady era in the second game of the season ... LSU's last loss in the second game of the season came in the 1995-96 season, Dale Brown's final campaign as head coach.

Success at Home

The Tigers were 14-4 in the Maravich Center last year, 9-1 in non-conference games ... The Tigers enter the McNeese State game on a three-game winning streak dating back to last year ... LSU has won 14 games each of the last three years at home, but will only play 15 home games this season ... LSU is 43-7 over the last three-plus years overall and 78-6 over the ten years of John Brady's tenure in non-conference games.

The Pete Maravich Assembly Center - New Floor For 2007-08

This is the 37th season of play in the building and LSU is 415-139 in the building (74.9 percent) and 214-30 (87.6 percent) in non-conference games.

The Tigers will open the 2007-08 season on a brand new wood floor that was installed earlier in the month. The floor was designed by Jason Feirman in the LSU Athletics Publications office and made by Connor Sports Flooring in Arlington, Illinois.

Thornton and Randolph With Big Opening Night Games

Junior college transfer Marcus Thornton made his season debut a good one for LSU, hitting 8-of-14 field goals, including four treys, in a 27-point effort against Southeastern Louisiana ... He was just on the edge of becoming the first Tiger to score 30 points since Darrel Mitchell scored 32 in double overtime at home against Ohio State in January 2005 ... Also freshman Anthony Randolph came up big against the Lions with a double double of 19 points and 13 rebounds ... Here are how the numbers compare with other opening night first games for some other Tigers in the last 20 or so years:

2005-06 - Tasmin Mitchell - 19 points, 12 rebounds
2004-05 - Glen Davis - 16 points, 13 rebounds
2003-04 - Brandon Bass -- 15 points, 11 rebounds
1999-00 - Ronald Dupree - 21 points, 8 rebounds; Lamont Roland - 20 points
1998-99 - Jabari Smith - 11 points, 17 rebounds
1996-97 - Lester Earl - 25 points, 7 rebounds
1994-95 - Randy Livingston - 22 points, 9 assists
1993-94 - Ronnie Henderson - 21 points
1992-93 - Sean Gipson - 23 points, 10 rebounds
1989-90 - Shaquille O'Neal - 10 points; Stanley Roberts - 16 points
1988-89 - Chris Jackson 13
1984-85 - John Williams - 21 points, 11 rebounds; Jose Vargas - 22 points, 10 rebounds

Of course, one to add to that is Durand "Rudy" Macklin who in the 1976 season opener in his first game as a Tiger pulled down a school record 32 rebounds against Tulane.

Assists-To-Baskets Scored; Assists-To-Turnovers

Assist-to-Turnover ratio has been a common term in basketball for years, but one of the tenants Coach Brady has always stressed is the Assist-to-Baskets Made principle and in the two exhibition games, but have been good numbers for the Tigers.

After two exhibition games, LSU has dished out 48 assists to 24 turnovers a 2.0 ratio of assists to turnovers ... In the two exhibition games, the opponents passed out 19 assists with 40 turnovers.

More importantly in the exhibition games, there were 48 assists for LSU's 75 baskets (or 64 percent of the baskets made had assists tied to them) ... That ratio was pretty consistent in both of the exhibition games ... Last season, LSU had 445 assists and 800 made basketballs, a breakdown of 55.6 percent of made baskets having an assist to set them up ... Last year, LSU had 445 assists as a team to 452 turnovers.

In the opener, LSU was back about their averages from last year with 13 assists to 14 turnovers and a 50 percent ratio of assists to made baskets.

SEC MEDIA DAYS POLL

Eastern Division

TEAM	SEC	OVERALL
Tenn. (30)	180 points	
Kentucky	142 points	
Florida	103 points	
Vanderbilt	98 points	
Georgia	69 points	
S. Carolina	38 points	

Western Division

TEAM	SEC	OVERALL
Ark. (18)	168 points	
Miss. St. (10)	148 points	
Alabama (1)	111 points	
Auburn (1)	94 points	
LSU	63 points	
Ole Miss	46 points	

CAREER DOUBLE-DOUBLES

TASMIN MITCHELL (7)

Game	Date	Pts	Reb
Southern	11/18/05	19	12
UL-Laf.	12/17/05	16	11
Duke	3/23/06	10	10
Texas	12/10/06	23	10
UConn	1/6/07	16	10
Ole Miss	1/17/07	19	10
Ole Miss	2/14/07	11	10

ANTHONY RANDOLPH (1)

Game	Date	Pts	Reb
SE La.	11/12/07	19	13

COMPARING THE STATISTICS

Overall	LSU	MC
Scoring Average	72.0	50.0
Opp. PPG Average	62.0	73.0
Scoring Differential	+10.0	-23.0
FG Percentage	51.0	37.7
Opp. FG Percentage	39.7	54.0
3PT FG Pct.	37.5	50.0
Opp. 3FG Pct.	21.1	46.2
3FGs per Game	6.0	7.0
FT Percentage	70.0	100.0
Rebound Avg.	29.0	28.0
Opp. Reb. Avg.	38.0	32.0
Reb. Differential	-9.0	-4.0
Assist Average	13.0	10.0
TO Average	14.0	19.0
Blocks Average	6.0	3.0
Steals Average	11.0	5.0

LSU Scoring Runs

5-0	1
6-0	2
7-0	
8-0	
9-0	
10-0	
11-0	
12-0	
13-0	
14-0	1
15-0	

Opp. Scoring Runs

5-0	1
6-0	
7-0	
8-0	
9-0	
10-0	1
11-0	
12-0	
13-0	
14-0	
15-0	

Trying To Get Another Winning Season

LSU has had a winning record each of the last six seasons which is the third longest consecutive winning streak in school history ... LSU's consecutive season winning streaks:

11 -- 1982-83 to 1992-93

9 -- 1913-14 to 1921-22

6 -- 2001-02 to present

5 -- 1976-77 to 1980-81

4 -- 1931-32 to 1934-35

O Canada

The LSU season got off to an early start thanks to a three-game exhibition tour of Canada over the Labor Day weekend ... The Tigers played games and won at the University of Guelph (92-60), York University (101-67) and the University of Toronto (82-55) ... Marcus Thornton, the junior college transfer, led the Tigers on the trip averaging 26.0 points per game as the guard hit 32-of-55 field goal attempts and more importantly 11 three-pointers in 25 attempts (44 percent) ... Anthony Randolph averaged 13.3 points and a team best 6.7 rebounds, while veterans Terry Martin (13.0 points) and Mitchell (11.0 points) averaged in double figures.

LSU as a team shot 48 percent from the floor and 36.9 percent from the international three-point arc, some 30 percentage points higher than a season ago.

LSU's decision to wait until the Labor Day Weekend to go on a trip outside the United States allowed the newcomers to join the veterans on the trip and allowed for a week of practice prior to leaving for Canada.

The Season Started Earlier

The first exhibition game on Nov. 1 marked by two days the earliest exhibition game in LSU history ... The start of the season on Nov. 12 against Southeastern Louisiana was the earliest an LSU men's basketball team has ever started the season in program history.

Last season and in the 2001-02 season, the previous earliest game was played on Nov. 17 ... In the 2005-06 season, the season started on Nov. 18.

Close Games Went Against LSU Last Season

The close games that LSU seemed to be able to pull out in 2006 turned against LSU in 2007 ... The Tigers were 1-6 in games decided by four points or less last season:

Wichita State -- L, 53-57

Texas -- L, 75-76 (OT)

Auburn -- W, 65-63

Georgia -- L, 54-57

Alabama -- L, 70-73

Tennessee -- L, 67-70

Ole Miss -- L, 70-71

Florida, LSU Still Have Best Home Win Marks

Since the start of the 2002-03 season, Florida and LSU far and away have the most home wins of any team in the Southeastern Conference (through play on Monday):

Florida	75
LSU	71
Alabama	62
Tennessee	61
Vanderbilt	60
Kentucky	58
Arkansas	56
South Carolina	55
Auburn	53
Mississippi St.	52
Georgia	48
Ole Miss	45

Total SEC Wins Since 2005 Has LSU Near Top

LSU in the last three seasons is also near the top of the league in total conference wins:

Florida 35
Kentucky 32
LSU 31
Alabama 29
Tennessee 28
Vanderbilt 25
Arkansas 23
Mississippi State 22
South Carolina 17
Ole Miss 16
Auburn 15
Georgia 15

Louisiana Win Streak

LSU continued its home-court winning streak against Louisiana schools Monday against Southeastern Louisiana and enters Wednesday's game on a 63-game Maravich Center winning streak against Louisiana schools ... LSU last lost to a Louisiana school in this building in December 6, 1988 when Louisiana Tech defeated LSU, 111-109, in overtime ... The present streak started two nights later on Dec. 8, 1988 when the Tigers defeated McNeese State ... A total of 38 of those wins have come in the John Brady era ... LSU will play its first five home games against Louisiana schools -- Southeastern Louisiana (Nov. 12), McNeese State (Nov. 14), Nicholls State (Nov. 28), Southern University (Dec. 1) and Northwestern State (Dec. 15) ... McNeese has been involved in 15 games in the streak.

Tasmin Mitchell -- Pre-season All-SEC Selection

LSU junior Tasmin Mitchell was selected by the league coaches to the first-team preseason All-SEC team ... It was an eight-person first team and Mitchell was one of five players on the first team that were unanimous choices ... Also announced recently was the voting media's all-sec choices and Mitchell was on the second team ... The first team in the media team was a five-player team ... Most of the preseason magazines that chose an All-SEC preseason team had Mitchell as a consensus second-team selection ... Lindy's magazine listed Mitchell as one of the top NBA prospects in the league this year.

Mitchell Has His Own Streak Going

Mitchell's start on Monday night was his 69th consecutive as he has started every game since his debut in November of 2005 ... Starting every game in a college career can be a rarity and just one minor injury or indiscretion that results in a suspension can end a streak quickly ... The last LSU player to start every game over a four-year career is Howard Carter who played as a freshman on the 1981 Final Four team and started 128 consecutive games over his career (1981-84) ... Brandon Bass in 2004-05 started all 59 games before going to the NBA and Chris Jackson started all 64 games in his two year career (1989-90).

John Brady in Elite Company

Brady's two SEC titles make him one of just 15 coaches in SEC history to have won at least two SEC regular season titles joining Adolph Rupp (27), Joe Hall (8), Tubby Smith (5), Dale Brown and Babe McCarthy (4), Ray Mears, C. M. Newton, Billy Donovan and Harry Rabenhorst (3) and Brady, Eddie Fogler, Rick Pitino, Nolan Richardson, Ray Skinner and John Mayer (2).

As far as Division championships, only four coaches -- Tubby Smith (7), Rick Pitino, Nolan Richardson and Billy Donovan (4) have won more division titles than John Brady.

Brady Now 24th on SEC All-Time Coaching List

Brady's 185 career wins at LSU is 24th best among coaches in the Southeastern Conference all-time ... Brady, Rick Stansbury of Mississippi State and Mark Gottfried of Alabama are all right together presently in the 23rd, 24th and 25th spots as the season begins.

TIGER TRENDS

<u>LSU RECORD...</u>	<u>07-08</u>	<u>JB YRS</u>
In November	1-0	35-7
In December		51-13
In January		37-45
In February		35-43
In March		27-17
In April		0-1

LSU vs. AP Ranked Opponents

At home	12-16
On the road	3-26
Neutral	8-5

LSU's Record in Games...

Decided by 5 pts or less	48-44
Decided by 10 pts or less	1-0 74-73
Decided by 11 pts or more	111-53
At night	1-0 134-79
During the day	51-47
Decided in Overtime	8-7
Televised	1-0 84-80

LSU's Record When Scoring...

Less than 60 points	10-54
60-69 points	49-46
70-79 points	1-0 59-24
80-89 points	39-2
90-99 points	23-0
100 or more points	5-0

LSU's Record When Allowing...

Less than 60 points	95-16
60-69 points	1-0 64-36
70-79 points	21-41
80-89 points	4-30
90-99 points	0-3
100 or more points	1-0

LSU's Record When...

Leading at the half	148-25
Losing at the half	30-92
Tied at the half	1-0 7-9
Lead 10 minutes left	1-0 157-23
Losing 10 minutes left	26-99
Tied 10 minutes left	2-4
Lead 5 minutes left	1-0 160-18
Losing 5 minutes left	20-102
Tied 5 minutes left	5-6

LSU's Record When Shooting...

50% or higher	1-0 89-17
Less than 50%	96-109
Better than opponent	1-0 154-31
Worse than opponent	31-94
Even Shooting	0-1
More 3PT FGs than opp.	1-0 86-31

LSU's Record When...

Outrebounding opp.	153-30
Outrebounded by opp.	1-0 30-88
Equal rebounds	----- 2-8

LSU's Record When Committing...

Fewer TO than opp.	1-0 94-29
More TO than opp.	80-89
Equal TO	11-8
15 or fewer TO	1-0 109-53

COACHING MARKS

Coaching Tenure in SEC

1. Billy Donovan, Florida	12th season
2. John Brady, LSU	11th season
3. Rick Stansbury, MSU	10th season
3. Mark Gottfried, Ala.	10th season
5. Kevin Stallings, Vandy	7th season
5. Dave Odom, USC	7th season
7. Dennis Felton, UGA	5th season
8. Jeff Lebo, Auburn	4th season
9. Bruce Pearl, Tennessee	3rd season
10. Andy Kennedy, Ole Miss	2nd season
11. Billy Gillispie, Kentucky	1st season
11. John Pelphrey, Arkansas	1st season

Coaching Tenure at LSU

1. Harry Rabenhorst	29 seasons
2. Dale Brown	25 seasons
3. John Brady	11 seasons
4. Jay McCreary	8 seasons
5. Dr. C. C. Stroud	6 seasons
5. Press Maravich	6 seasons

Coaching Wins at LSU

1. Dale Brown	448
2. Harry Rabenhorst	340
3. John Brady	185
4. Dr. C. C. Stroud	82
4. Jay McCreary	82

Coaching Wins in SEC

(through play on November 12)

1. Billy Donovan, Fla.	263
2. Rick Stansbury, MSU	186
3. John Brady, LSU	185
4. Mark Gottfried, Ala.	182
5. Kevin Stallings, Vandy	145
6. Dave Odom, USC	116
7. Dennis Felton, UGA	59
8. Bruce Pearl, Tennessee	47
9. Jeff Lebo, Auburn	44
10. Andy Kennedy, Ole Miss	22
11. Billy Gillispie, Kentucky	1
11. John Pelphrey, Arkansas	1

All-Time Wins--SEC

(through play on November 12)

1. Adolph Rupp, UK	875
2. Dale Brown, LSU	448
3. C. M. Newton, UA/VU	340
3. Harry Rabenhorst, LSU	340
5. Tubby Smith	308
6. Joe B. Hall, Kentucky	297
6. Hugh Durham, Georgia	297
8. Ray Mears, Tennessee	278
8. Roy Skinner, Vanderbilt	278
10. Wimp Sanderson, Ala.	265
10. John Mauer, Ky/Tenn/Fla	265
12. Hank Crisp, Alabama	264
13. Billy Donovan, Florida	263

20. Bob Polk, Vanderbilt	197
21. Richard Williams, Miss. St.	191
22. Cliff Ellis, Auburn	186
22. Rick Stansbury, Miss. St.	186
24. John Brady, LSU	185
25. Mark Gottfried, Alabama	182

NBA Opened Season With 6 Former Tigers On Roster

The National Basketball Association opened its 2007-08 season last week and six former LSU Tigers are on the rosters of the teams as play begins:

Brandon Bass -- 3rd year -- Dallas Mavericks
Glen Davis -- rookie -- Boston Celtics
Ronald Dupree -- 5th year -- Detroit Pistons
Shaquille O'Neal -- 16th year -- Miami Heat
Stromile Swift -- 8th year -- Memphis Grizzlies
Tyrus Thomas -- 2nd year -- Chicago Bulls

Three-Point Shooting

LSU was right about on its average for three-pointers from a year ago, taking 16 shots in the opening game against Southeastern (11/12) and made six, a percentage of 37.5 ... LSU averaged 5.4 makes a game last season ... LSU has made more than 200 three-pointers three times - 215 in 2003, 205 in 2005 and 204 in 2002 ... LSU shot 33.7 percent from the three-point arc in 2007 ... The Tigers best percentage came in 1987, the first year of the three point field goal percentage, when LSU hit 40.1 percent.

Rebounding

Rebounding and winning has always been a strong part of the LSU team with the Tigers going 21-5 when outrebounding the opponents in 2006 and 16-6 last year when the Tigers had more rebounds ... In the first 10 years, the Tigers have won 153 of 183 games (83.6 percent) in the Brady era when out rebounding the opponent.

The Tigers rebounding problems showed in the Southeastern game as the Lions out rebounded LSU, 38-29 ... It marked just the 30th time in 118 games in the John Brady era that LSU was able to win a game when out rebounded by the opposition

In the two exhibition games, LSU was outrebounded, 92-86, in total with the more physical EA Sports team this past week, out rebounding LSU, 49-39 and 14-9 on the offensive end ... LSU has averaged more rebounds than the opponents in each of the first 10 seasons of the Brady era.

Free Throw Percentage

Last season, the Tigers hit 70 percent at the free throw line, making 403-of-572 free throws during the 32 game season ... It was just the second time in the Brady era that an LSU team made 70 percent of their field goals and just missed the top 10 for school all-time free throw percentage marks.

The other time the Tigers were over 70 percent was in Coach Brady's eighth year (2004-05) when LSU was 500-of-685 from the line or 73.0 percent ... Last year was the fewest free throw attempts of any team in the Brady era.

Seventy seems like a good number as LSU hit 14-of-20 free throws for 70 percent in the opener against Southeastern (11/12).

Blocks

The Tigers cumulative total of blocks last year, 155, ranked sixth all-time at LSU as the Tigers averaged 4.8 blocks per game ... In the two exhibition contests, LSU averaged 9.5 a game after blocking 11 shots against Belhaven and eight against EA Sports ... Seven players blocked at least one shot during the two exhibition games.

In the first game against Southeastern, three Tigers came up with blocks, topped by the six of Anthony Randolph. In all, LSU had eight blocks in the opener.

Another Year of 20-Plus Telecasts Of Tiger Hoops

LSU has been featured on television over 20 times each of the last three seasons, including a school record 26 times during the 2006 Final Four season and 24 appearances during the 2006-07 season ... This year, the Tigers are scheduled for a minimum of 22 TV appearances as part of the Lincoln Financial Sports, ESPN, Fox Sports Net and CST packages.

LSU will be on CST five times for home games (Southeastern Louisiana, McNeese, Nicholls, Oregon State and Alabama), six times on the ESPN family of networks (EA Sports Maui Invitational, at Villanova, at Texas A&M and at home vs. Arkansas), three times on FSN (Oregon State and both Ole Miss games) and seven times on Lincoln Financial Sports (at Vandy, at Alabama, vs. Tennessee, at Florida, vs. Kentucky, at Arkansas, vs. Georgia) plus the SEC Tournament.

This will be the first time LSU will appear on ESPNU (at Texas A&M) and ESPN Classic (vs. Arkansas).

New Shuttle Drop Off For Basketball Games

In an effort to provide easier access to the Pete Maravich Assembly Center for special needs patrons the LSU Athletic Department has implemented the Special Assistance Shuttle for all Men's and Women's home basketball games. This golf cart shuttle system will begin running 2 hours before tip-off and stop 10 minutes after tip-off. Return trips to pick up locations will begin with 10 minutes left in the 2nd half of the game. Pick up and drop off locations are listed below.

LSU Athletics encourages the use of this shuttle system only for those who need special assistance with accessing or leaving the arena. Please note that this shuttle will not make trips up the ramps of the Pete Maravich Assembly Center. The shuttle will only drop off at the elevator entrance located at the Southeast corner of the arena.

Pre-Game Pickup Locations (Beginning two hours prior to tip-off): North Stadium Drive in front of Athletics Administration Building; and, Lot M between the Carl Maddox Fieldhouse and Bernie Moore Track Stadium.

Post-Game Shuttle Pick Up is at the Southeast Corner of the Maravich Center at the elevator entrance returning patrons to the two pre-game pickup locations.

Ticket Packages For Sale

Ticket packages for LSU men's basketball are now on sale at the LSU Athletics Ticket Office and online at www.LSUsports.net.

Single game tickets are available for all the November-December non-conference schedule for the men's team ... Single game non-conference men's tickets go on sale starting at \$11 with \$6 upper-level tickets available for youth (ages 3-12).

Included in the ticket packages are a men's 3-Game Pick 'em Pack in which a fan can choose tickets for any three LSU men's basketball games and that package starts at \$33 ... There will also be a Family 4-Pack in both sports this year that includes four game tickets, four Cokes and four Hot Dogs. The price of the 4-Pack for a game is \$50 for men's basketball.

Groups of 10 or more can also purchase discounted tickets by calling the LSU Athletics Department at 225-578-6659. Tickets are \$6 for groups at non-conference men's games and \$10 for SEC games.

Next Up - "You're Attention Please - Now Boarding For Maui"

The Tigers will take the early sunrise bus drive to New Orleans where they will board the first flight on the way to the island of Maui in the state of Hawaii on Thursday ... LSU will take part in the EA Sports Maui Invitational beginning on Monday, Nov. 19 through Nov. 21 ... LSU plays the second game of the first day Monday against Oklahoma State at Noon HST (4 p.m. CST) ... All the games of the Maui event will be on the ESPN family of networks and the LSU-OSU game Monday is slated for ESPN2 ... The LSU Sports Radio Network will also have the call of the contest.

The Tigers are back at home on Wednesday night, Nov. 28, against Nicholls State at 7 p.m.

SCORING BREAKDOWN		
CLASS	PTS	PCT.
Freshmen	26	36.1
Sophomores		
Juniors	41	56.9
Seniors	5	6.9
SCORING	PTS	PCT.
Starters	58	80.5
Bench	14	19.4
POINTS IN PAINT	PTS	APG
LSU	24	
Opponents	26	
POINTS OFF TO	PTS	APG
LSU	11	
Opponents	14	
BENCH SCORING	PTS	APG
LSU	14	
Opponents	7	
FT% LAST 5 MINUTES	PCT	
LSU	9-14	64.3
Opponents	0-0	00.0
FG% LAST 5 MINUTES	PCT	
LSU	1-3	33.3
Opponents	5-8	62.5
3FG% LAST 5 MINUTES	PCT	
LSU	1-3	33.3
Opponents	1-4	25.0
W-L RECORDS OF STARTING LINEUPS		
(G, G, G, F, F)		
1-0 -- Temple, Martin, Thornton, Randolph Mitchell		
LEADING SCORERS -- Thornton 1		
LEADING REBOUNDERS -- Randolph 1		
LEADING ASSISTS -- Mitchell 1, Martin 1		
TOTAL DUNKS -- Johnson 1, Randolph 1		
DOUBLE FIGURE SCORING GAMES -- Thornton 1, Randolph 1		
DOUBLE DOUBLE -- Randolph 1		
PLAYERS SCORING IN DOUBLE FIGURES BY GAME		
1	2	3
	1	

Streaking...

Consecutive Games in Double Figures

Anthony Randolph 1
Marcus Thornton 1

Consecutive Games Without Fouling Out

Tasmin Mitchell 26
Chris Johnson 22
Terry Martin 20
Alex Farrer 14
Garrett Temple 10
Greg Terrebonne 5
Dameon Mason 4
Anthony Randolph 1
Marcus Thornton 1
Bo Spencer 1

Consecutive Gms. With A Three-Point FG

Anthony Randolph 1
Marcus Thornton 1
Bo Spencer 1

Consecutive Games Scored in

Tasmin Mitchell 69
Terry Martin 8
Chris Johnson 2
Dameon Mason 2
Anthony Randolph 1
Marcus Thornton 1
Bo Spencer 1

Consecutive Games Started

Tasmin Mitchell 69
Garrett Temple 59
Terry Martin 10
Anthony Randolph 1
Marcus Thornton 1

The Last Time LSU ...

ALL GAMES

Scoring

Less Than 50 points	45 -- vs. UCLA (NCAAFF) (45-59), 4/1/06
50-59 points	56 -- at Georgia (56-50), 2/17/07
60-69 points	60 -- vs. Ole Miss (SECT) (60-80), 3/9/07
70-79 points	72 -- vs. Southeastern La (72-62), 11/12/07
80-89 points	88 -- vs. ULM (88-57), 11/19/06
90-99 points	92 -- vs. Miss. Valley (92-58), 12/28/06
100 or more points	104 -- vs. Nicholls State (104-57), 11/21/05

Opponents Scoring

Less than 50 points	49 -- by UConn (49-66), 1/6/07
50-59 points	52 -- by South Carolina (52-61), 3/3/07
60-69 points	62 -- by Southeastern La. (62-72), 11/12/07
70-79 points	70 -- by Kentucky (70-63), 2/20/07
80-89 points	80 -- by Ole Miss (SECT) (80-60), 3/9/07
90-99 points	96 -- by Arkansas (75-96), 1-26-00
100 or more points	101 -- by Ohio State (101-113), 1-15-05

Field Goal Percentage

Shot 20-29 percent	27.9 -- vs. Ole Miss (12-43), 2-7-01
Shot 30-39 percent	32.8 -- vs. Ole Miss (SECT) (20-61), 3/9/07
Shot 40-49 percent	44.9 -- vs. South Carolina (22-49), 3/3/07
Shot 50-59 percent	51.0 -- vs. Southeastern La. (26-51), 11/12/07
Shot 60-69 percent	60.9 -- vs. Ole Miss (28-46), 2/14/07
Shot 70 percent or above	70.3 -- vs. Centenary (45-64), 1-15-03

Opponents Field Goal Percentage

Shot 20-29 percent	28.3 -- by McNeese State (17-60), 11/29/06
Shot 30-39 percent	39.7 -- by Southeastern La. (25-63), 11/12/07
Shot 40-49 percent	44.7 -- by Florida (21-47), 2/24/07
Shot 50-59 percent	51.9 -- by Ole Miss (27-52), 3/9/07
Shot 60-69 percent	60.0 -- by W. Va. (33-55), 11-27-04

Three-Point FG Percentage

Shot less than 10 percent	0.0 -- vs. UCLA (NCAA FF) (0-6), 4/1/06
Shot 10-19 percent	13.0 -- vs. Ole Miss (SECT) (3-23), 3/9/07
Shot 20-29 percent	25.0 -- vs. Alabama (3-12), 1/31/07
Shot 30-39 percent	37.5 -- vs. Southeastern La. (6-16), 11/12/07
Shot 40-49 percent	42.9 -- at Auburn (6-14), 2/28/07
Shot 50-59 percent	57.1 -- at Ole Miss (4-7), 2/14/07
Shot 60 percent or more	63.6 -- vs. Georgia (7-11), 1/25/06

Opponents Three-Point FG Percentage

Shot less than 10 percent	7.1 -- by Georgia (1-14), 1/25/06
Shot 10-19 percent	11.7 -- by Florida (2-17), 2/24/07
Shot 20-29 percent	21.1 -- by Southeastern La. (4-19), 11/12/07
Shot 30-39 percent	30.8 -- by Ole Miss (SECT)(4-13), 3/9/07
Shot 40-49 percent	48.1 -- by Miss. State (13-27), 2/3/07
Shot 50-59 percent	53.3 -- by Auburn (8-15), 2/28/07
Shot 60 percent or more	61.5 -- by Washington (8-13), 12/20/06

Free Throw Percentage

Shot less than 50 percent	46.4 -- vs. UCLA (NCAAFF), (13-28), 4/1/06
Shot 50-59 percent	55.6 -- vs. Tennessee (SECT)(19-25), 3/8/07
Shot 60-69 percent	66.7 -- vs. Florida (16-24), 2/24/07
Shot 70-79 percent	70.0 -- vs. Southeastern La. (14-20), 11/12/07
Shot 80-89 percent	81.0 -- vs. Ole Miss (SECT)(17-21), 3/9/07
Shot 90-99 percent	93.5 -- vs. Ohio State (29-31), 1-15-05
Shot 100 percent	100.0 -- vs. Alabama (9-9), 1/31/07

Rebounds

Had 20-29 rebounds	29 -- vs. Southeastern La., 11/12/07
Had 30-39 rebounds	37 -- vs. Ole Miss (SECT), 3/9/07
Had 40-49 rebounds	41 -- vs. Tennessee (SECT), 3/8/07
Had 50-59 rebounds	50 -- vs. Miss. State, 2/15/06
Had 60 or more rebounds	60 -- vs. Troy State, 12-22-98

Opponent Rebounds

Less than 20 rebounds	19 -- by South Carolina, 1-12-05
20-29 rebounds	22 -- by Florida, 2/24/07
30-39 rebounds	39 -- by Southeastern La., 11/12/07
40-49 rebounds	40 -- vs. Georgia, 1/28/07
50-59 rebounds	51 -- by Wyoming, 1-3-01

Assists

Less than 5 assists	4 -- vs. UCLA (NCAAFF), 4/1/06
5-10 assists	10 -- vs. Tennessee (SECT), 3/8/07
11-15 assists	13 -- vs. Southeastern La., 11/12/07
16-20 assists	16 -- at Ole Miss, 2/14/07
21-25 assists	21 -- vs. Miss. Valley, 12/28/06
26-30 assists	26 -- vs. ULM, 11/19/06
31 or more assists	33 -- vs. Georgia State, 12-28-94

Opponent Assists

Less than 5 assists	4 -- by UConn, 1/6/07
5-10 assists	6 -- by Southeastern La., 11/12/07
11-15 assists	12 -- by Ole Miss (SECT), 3/9/07
16-20 assists	17 -- by Auburn, 2/28/07
21-25 assists	21 -- by Tennessee, 1-6-99
26-30 assists	28 -- by Fresno State, 11-26-97
31 or more assists	33 -- by Kentucky, 1-16-96

Blocks

0 blocks	0 -- vs. South Carolina, 1-12-05
1-5 blocks	4 -- vs. South Carolina, 3/3/07
6-10 blocks	8 -- vs. Southeastern La., 11/12/07
11-15 blocks	11 -- vs. Iona (NCAA1), 3/16/06
16 or more blocks	16 -- vs. Texas, 1-2-90

Opponent Blocks

0 blocks	0 -- by Florida, 2/24/07
1-5 blocks	1 -- by Southeastern La., 11/12/07
6-10 blocks	6 -- by Arkansas, 2/10/07
11-15 blocks	11 -- by UConn, 1/7/06

Steals

0 steals	0 -- vs. Georgia Tech, 3-17-90
1-5 steals	5 -- at Auburn, 2/28/07
6-10 steals	8 -- vs. Ole Miss (SECT), 3/9/07
11-15 steals	11 -- vs. Southeastern La., 11/12/07
16 or more steals	22 -- vs. Arkansas, 2-17-01

Opponent Steals

0 steals	0 -- by Florida, 2/19/05
1-5 steals	4 -- by Kentucky, 2/20/07
6-10 steals	7 -- by Southeastern La., 11/12/07
11-15 steals	14 -- by Tennessee (SECT), 3/8/07
16 or more steals	16 -- by Miami (Fla.), 12-27-01

The Last Time An LSU Player..


ALL GAMES

Scored 20-24 points	24 Tasmin Mitchell, vs. South Carolina, 3/3/07
Scored 25-29 points	27 Marcus Thornton, vs. Southeastern La., 11/12/07
Scored 30-34 points	32 Darrel Mitchell, vs. Ohio State, 1-15-05
Scored 35-39 points	35 Maurice Carter, vs. Arkansas, 1-2-99
Scored 40-45 points	40 Ronnie Henderson, vs. Alabama, 2-11-95
Scored 45-49 points	46 Chris Jackson, vs. Vanderbilt, 2-18-90
Scored 50-54 points	51 Chris Jackson, vs. Texas, 1-2-90
Scored 55-59 points	55 Chris Jackson, vs. Ole Miss, 3-4-89
Scored 60 or more.....	64 Pete Maravich, vs. Kentucky, 2-21-70
Scored double figures in 5 straight games.....	10 Tasmin Mitchell 1/3/107 to 3/3/07
Scored double figures in 10 straight games.....	10 Tasmin Mitchell 1/3/107 to 3/3/07
Scored double figures in 15 straight games.....	48 Glen Davis, 3/5/05 to 12/17/06
Scored double figures in 20 straight games.....	48 Glen Davis, 3/5/05 to 12/17/06
Scored double figures in 25 straight games.....	48 Glen Davis, 3/5/05 to 12/17/06
Scored double figures in 30 straight games.....	48 Glen Davis, 3/5/05 to 12/17/06
Scored double figures in 35 straight games.....	48 Glen Davis, 3/5/05 to 12/17/06
Scored double figures in 40 straight games.....	48 Glen Davis, 3/5/05 to 12/17/06
Scored double figures in 45 or more straight game	48 Glen Davis, 3/5/05 to 12/17/06
Scored 20 points or more in 2 straight games.....	2 Tasmin Mitchell, 24 at Auburn, 2/28/07; 21 vs. South Carolina, 3/3/07
Scored 20 points or more in 3 straight games.....	3 Glen Davis, 24 vs. Texas A&M, 12/5/06; 21 vs. Texas, 12/10/06; 22 at Oregon State, 12/17/06
Scored 20 points or more in 4 straight games.....	4 Glen Davis, 20 at Tulane, 12/2/06; 24 vs. Texas A&M, 12/5/06; 21 vs. Texas, 12/10/06; 22 at Oregon State, 12/17/06
Scored 20 points or more in 5 straight games.....	
Scored 30 points or more in consecutive games.....	3 Ronnie Henderson, 40 vs. Alabama, 2-11-95; 30 vs. Ole Miss, 2-15-95; 33 vs. Georgia, 2-18-95
Made 10-14 field goals in a game.....	10 Tasmin Mitchell, at Auburn, 2/28/07
Made 15 or more field goals in a game	18 Shaquille O'Neal, vs. Northern Arizona, 12-28-91
Attempted 15-19 field goals in a game.....	20 Tasmin Mitchell, at Auburn, 2/28/07
Attempted 20-24 field goals in a game.....	20 Tasmin Mitchell, at Auburn, 2/28/07
Attempted 25-29 field goals in a game.....	25 Ronnie Henderson, vs. Nicholls State, 1-23-96
Attempted 30 or more field goals in a game	34 Ronnie Henderson, vs. Oklahoma State, 12-20-94
Made 5 three pointers in a game	5 Terry Martin, vs. Auburn, 1/13/07
Made 6-9 three pointers in a game.....	6 Antonio Hudson, vs. UL Lafayette, 11-21-04
Made 10 or more three pointers in a game	10 Chris Jackson, vs. Tennessee, 2-10-90
Attempted 7 three pointers in a game	7 Marcus Thornton, vs. Southeastern La., 11/12/07
Attempted 8-10 three pointers in a game.....	8 Terry Martin, vs. Ole Miss (SECT), 3/9/07
Attempted 11 or more three pointers in a game	12 Torris Bright, vs. Mississippi State, 1-26-02
Had 10-14 rebounds	13 Marcus Thornton, vs. Southeastern La., 11/12/07
Had 15-19 rebounds	15 Glen Davis, vs. Tennessee (SECT), 3/8/07
Had 20 or more rebounds.....	21 Jaime Lloreda, vs. McNeese State, 11-24-03

The Last Time An LSU Player..

ALL GAMES

Had 10 or more rebounds in 2 straight games	2	Glen Davis, 18 vs. Arkansas, 2/10/07; 10 at Ole Miss, 2/14/07
Had 10 or more rebounds in 3 straight games	3	Glen Davis, 13 at Tennessee, 2/7/07; 18 vs. Arkansas, 2/10/07; 10 at Ole Miss, 2/14/07
Had 10 or more rebounds in 4 straight games	4	Glen Davis, 10 at Miss. State, 2/3/07; 13 at Tennessee, 2/7/07; 18 vs. Arkansas, 2/10/07; 11 vs. Ole Miss, 2/14/07
Had 10 or more rebounds in 5 straight games	5	Glen Davis, 13 vs. Miss. State, 2/15/06; 11 at Auburn, 2/18/06; 11 at Vandy, 2/22/06; 15 vs. Kentucky, 2/25/06, 10 vs. S. Carolina, 2/28/06
Had 10 or more rebounds in 6 or more games	8	Glen Davis, 11 at Alabama, 2/4/06; 16 vs. Arkansas, 2/8/06; 15 at Florida, 2/11/06; 13 vs. Miss. State, 2/15/06; 11 at Auburn, 2/18/06; 11 at Vandy, 2/22/06; 15 vs. Kentucky, 2/25/06; 10 at S. Carolina, 2/28/06
Had 9 offensive rebounds in a game	9	Glen Davis, vs. Tennessee (SECT), 3/8/07
Had 10 defensive rebounds in a game.....	12	Anthony Randolph, vs. Southeastern La., 11/12/07
Had 5-7 assists	5	Garrett Temple, vs. Florida, 2/24/07
Had 8-10 assists	8	Darrel Mitchell, vs. Kentucky, 2/25/06
Had 11-15 assists	12	Torris Bright, vs. McNeese State, 12-7-02
Had 16 or more assists	18	Randy Livingston, vs. George Mason, 12-3-94
Had 3-5 blocks in a game	5	Garrett Temple, vs. Tennessee (SECT), 3/8/07
Had 6-8 blocks in a game	6	Anthony Randolph, vs. Southeastern La., 11/12/07
Had 9-10 blocks in a game	9	Tyrus Thomas, vs. Tennessee, 1/14/06
Had 11 or more blocks in a game	11	Stromile Swift, vs. Alabama, 2-10-99
Had 3-5 steals in a game	4	Anthony Randolph, vs. Southeastern La., 11/12/07
Had 6-7 steals in a game	6	Darrel Mitchell, vs. McNeese State, 12/10/05
Had 8-9 steals in a game	8	Clarence Ceasar, vs. Auburn, 1-8-94
Had 10 or more steals in a game	10	Shawn Griggs, vs. Tennessee, 2-23-91
Had a double-double.....		Anthony Randolph, vs. Southeastern La., 19 pts-13 reb., 11/12/07
Had a double-double in 2 straight games		Glen Davis, vs. Arkansas, 19 pts-18 reb., 2/1/07; at Ole Miss, 26 pts-11 reb., 2/14/07
Had a double-double in 3 or more straight games	3	Glen Davis, vs. Louisiana Tech, 23 pts-14 reb., 12/23/06; vs. Wright State, 26 pts-12 reb., 12/27/06; vs. Miss. Valley, 19 pts-13 reb., 12/28/06
Had a triple-double		Shaquille O'Neal, 26 pts-13 reb-11 blks, vs. BYU, 3-19-92
Played 40 minutes in a game	40	Tasmin Mitchell, vs. Tennessee (SECT), 3/8/07
Played 41-49 minutes in a game.....	42	Garrett Temple, vs. Tennessee (SECT), 3/8/07
Played 50 or more minutes in a game	54	Maurice Carter, vs. Alabama, 2-10-99



Tasmin Mitchell

Forward • 6-7 • 230 • Junior • 2VL • Denham Springs, La. • Denham Springs HS

1

Top Performances

Points

Season: 6 vs. SLU, 11/12/07
 Career: 24 at Auburn, 2/28/07

Rebounds

Season: 2 vs. SLU, 11/12/07
 Career: 12, twice

Field Goals Made

Season: 3 vs. SLU, 11/12/07
 Career: 10, at Auburn, 2/28/07

3 PT FG Made

Season: 1 vs. SLU, 11/12/07
 Career: 5, vs. ULM, 11/19/06

Free Throws Made

Season:
 Career: 7, twice

Assists

Season: 3 vs. SLU, 11/12/07
 Career: 6, twice

Blocks

Season: 1 vs. SLU, 11/12/07
 Career: 3, vs. Arkansas, 2/10/07

Steals

Season: 2 vs. SLU, 11/12/07
 Career: 4, four times

Minutes Played

Season: 24 vs. SLU, 11/12/07
 Career: 44, vs. Texas, 12/10/06

Top Career Scoring Games

- 24 At Auburn, 2/28/07
- 23 At Tennessee, 2/6/07
- 23 vs. Texas, 12/10/06
- 21 vs. South Carolina, 3/3/07
- 21 vs. Louisiana-Monroe, 11/19/06
- 20 five times

2007 Coaches All-SEC Preseason First Team (Unanimous)
2007 Media All-SEC Preseason Second Team

Junior Season (2007-08)

Early foul trouble limits minutes (24) and points (6) against Southeastern (11/12) ... Averaged 11.5 points in the exhibition games ... second in rebounding at 7.0 boards per game ... Scored 18 points in LSU's first pre-season scrimmage (10/20) ... Averaged just over 11 points in LSU's three-game Labor Day exhibition tour in Toronto ...


Mitchell's Game-by-Game Statistics

2007-08

OPPONENT	MIN	FG	3FG	FT	REB	PF/D	A	TO	BLK	STL	PTS
Southeastern La.	24	3-6	0-1	0-0	2	4-0	3	3	1	2	24
McNeese State											
Oklahoma State											
TBD											
TBD											
Southern											
Villanova											
Northwestern St.											
Wichita State											
Oregon State											
Washington											
Tulane											
Texas A&M											
Mississippi St.											
Ole Miss											
Auburn											
Vanderbilt											
Arkansas											
Auburn											
Alabama											
Tennessee											
Florida											
Kentucky											
Arkansas											
Ole Miss											
South Carolina											
Georgia											
Alabama											
Mississippi State											

Tasmin Mitchell's Career Stats

YEAR	GP-GS	MIN/AVG	FG-FGA	PCT.	3FG-FGA	PCT.	FT-FTA	PCT.	REB-AVG	PF-FO	AST	TO	BLK	STL	PTS-AVG.
05-06	36-36	1240/34.4	162-365	.444	28-95	.295	60-81	.741	201-5.6	85-0	100	83	18	53	412-11.4
06-07	32-32	1092/34.1	173-371	.466	41-109	.376	78-104	.750	189-5.9	76-1	59	55	25	34	465-14.5
07-08	1-1	24/24.0	3-6	.500	0-1	.000	0-0	.000	2-2.0	4-0	3	3	1	2	6-6.0
Totals	69-69	2356/34.1	338-742	.456	69-205	.337	138-185	.746	392-5.7	165-1	162	141	44	89	883/12.8



Dameon Mason

Guard/Forward • 6-6 • 190 • Senior • 1VL • Kansas City, Mo. • Marquette

2

Top Performances

Points

Season: 5, vs. SLU, 11/12/07
 Career: 14, vs. Wright St., 12/27/06

Rebounds

Season: 1, vs. SLU, 11/12/07
 Career: 7, vs. Florida, 2/24/07

Field Goals Made

Season: 2, vs. SLU, 11/12/07
 Career: 5, three times

3 PT FG Made

Season:
 Career: 2, twice

Free Throws Made

Season: 1, vs. SLU, 11/12/07
 Career: 4, vs. Miss. Valley, 12/28/06

Assists

Season:
 Career: 7, vs. ULM, 11/19/06

Blocks

Season:
 Career: 1, four times

Steals

Season:
 Career: 3, vs. Vanderbilt, 1/24/07

Minutes Played

Season: 15, vs. SLU, 11/12/07
 Career: 35, twice

Top Career Scoring Games

1. 14 vs. Wright State, 12/27/06
2. 13 vs. Miss. Valley, 12/28/06
3. 12 at Tulane, 12/02/06
4. 11 vs. Samford, 12/29/06
5. 10 vs. UL-Monroe, 11/19/06
6. 9 at Washington, 12/20/06
6. 9 vs. McNeese State, 11/29/06
8. 7 three times

Senior Season (2007-08)

Mason opened his senior year with five points in 15 minutes vs. Southeastern Louisiana (11/12) ... Mason hit 7-of-11 shots in exhibition play, averaging 7.0 points ... Had eight points in 15 minutes in first exhibition game ... Averaged 8.7 points and 5.3 rebounds in the Canadian exhibition tour, hitting 50 percent from the field.

Mason's Game-by-Game Statistics

2007-08

OPPONENT	MIN	FG	3FG	FT	REB	PF/D	A	TO	BLK	STL	PTS
Southeastern La.	15	2-5	0-0	1-1	1	1/0	0	1	0	0	5
McNeese State											
Oklahoma State											
TBD											
TBD											
Southern											
Villanova											
Northwestern St.											
Wichita State											
Oregon State											
Washington											
Tulane											
Texas A&M											
Mississippi St.											
Ole Miss											
Auburn											
Vanderbilt											
Arkansas											
Auburn											
Alabama											
Tennessee											
Florida											
Kentucky											
Arkansas											
Ole Miss											
South Carolina											
Georgia											
Alabama											
Mississippi State											

Dameon Mason's Career Stats

YEAR	GP-GS	MIN/AVG	FG-FGA	PCT.	3FG-FGA	PCT.	FT-FTA	PCT.	REB-AVG	PF-FO	AST	TO	BLK	STL	PTS-AVG.
06-07	31-14	594/19.2	61-143	.427	9-28	.321	35-50	.700	93-3.0	48-1	25	40	6	16	166-5.4
07-08	1-0	15/15.0	2-5	.400	0-0	.000	1-1	1.000	1-1.0	1/0	0	1	0	0	5-5.0
Totals	32-14	609-19.0	63-148	.426	9-28	.321	36-51	.706	94-2.9	49-1	25	41	6	16	171-5.3



Anthony Randolph

Forward • 6-10 • 205 • Freshman • HS • Dallas, Texas • Woodrow Wilson HS

3

Top Performances

Points

Season: 19, vs. SLU, 11/12/07
 Career: 19, vs. SLU, 11/12/07

Rebounds

Season: 13, vs. SLU, 11/12/07
 Career: 13, vs. SLU, 11/12/07

Field Goals Made

Season: 7, vs. SLU, 11/12/07
 Career: 7, vs. SLU, 11/12/07

3 PT FG Made

Season: 1, vs. SLU, 11/12/07
 Career: 1, vs. SLU, 11/12/07

Free Throws Made

Season: 4, vs. SLU, 11/12/07
 Career: 4, vs. SLU, 11/12/07

Assists

Season: 2, vs. SLU, 11/12/07
 Career: 2, vs. SLU, 11/12/07

Blocks

Season: 6, vs. SLU, 11/12/07
 Career: 6, vs. SLU, 11/12/07

Steals

Season: 4, vs. SLU, 11/12/07
 Career: 4, vs. SLU, 11/12/07

Minutes Played

Season: 33, vs. SLU, 11/12/07
 Career: 33, vs. SLU, 11/12/07

Top Career Scoring Games

1. 19 vs. Southeastern La., 11/12/07

Freshman Season (2007-08)

Had a strong debut with his first double double against Southeastern (11/12) with 19 points, 13 rebounds ... Co-team leader in scoring, averaging 17.5 ppg and team leader in rebounds in exhibitions averaging 10 rpg ... 15-of-26 from the floor ... Hit 9-of-14 field goals with 20 points, 15 boards in 25 minutes in first exhibition ... Second leading scorer on the Canadian exhibition tour, averaging 13.3 points per game with team best 6.7 rebounds ... Had eight blocks in three games ... Had 17 points, nine board, six blocks against York University.


Randolph's Game-by-Game Statistics

2007-08

OPPONENT	MIN	FG	3FG	FT	REB	PF/D	A	TO	BLK	STL	PTS
Southeastern La.	33	7-11	1-2	4-6	13	2/0	2	2	6	4	19
McNeese State											
Oklahoma State											
TBD											
TBD											
Southern											
Villanova											
Northwestern St.											
Wichita State											
Oregon State											
Washington											
Tulane											
Texas A&M											
Mississippi St.											
Ole Miss											
Auburn											
Vanderbilt											
Arkansas											
Auburn											
Alabama											
Tennessee											
Florida											
Kentucky											
Arkansas											
Ole Miss											
South Carolina											
Georgia											
Alabama											
Mississippi State											

Anthony Randolph's Career Stats

YEAR	GP-GS	MIN/AVG	FG-FGA	PCT.	3FG-FGA	PCT.	FT-FTA	PCT.	REB-AVG	PF-FO	AST	TO	BLK	STL	PTS-AVG.
07-08	1-1	33-33.0	7-11	.636	1-2	.500	4-6	.667	13-13.0	2/0	2	2	6	4	19-19.0
Totals	1-1	33-33.0	7-11	.636	1-2	.500	4-6	.667	13-13.0	2/0	2	2	6	4	19-19.0



Marcus Thornton

Guard/Forward • 6-6 • 190 • Senior • 1VL • Kansas City, Mo. • Marquette

5

Top Performances

Points

Season: 27, vs. SLU, 11/12/07
 Career: 27, vs. SLU, 11/12/07

Rebounds

Season: 2, vs. SLU, 11/12/07
 Career: 2, vs. SLU, 11/12/07

Field Goals Made

Season: 8, vs. SLU, 11/12/07
 Career: 8, vs. SLU, 11/12/07

3 PT FG Made

Season: 4, vs. SLU, 11/12/07
 Career: 4, vs. SLU, 11/12/07

Free Throws Made

Season: 7, vs. SLU, 11/12/07
 Career: 7, vs. SLU, 11/12/07

Assists

Season: 2, vs. SLU, 11/12/07
 Career: 2, vs. SLU, 11/12/07

Blocks

Season:
 Career:

Steals

Season: 2, vs. SLU, 11/12/07
 Career: 2, vs. SLU, 11/12/07

Minutes Played

Season: 34, vs. SLU, 11/12/07
 Career: 34, vs. SLU, 11/12/07

Top Career Scoring Games

1. 27 vs. SLU, 11/12/07

Junior Season (2007-08)

Just short of becoming first player since 2005 to score 30 in a game for LSU with 27 in opener vs. Southeastern Louisiana (11/12) ... Tied with Randolph for team scoring lead in exhibitions with 17.5 ppg ... Struggled from arc, hitting just 1-of-9 against EA Sports ... Led team in scoring in Belhaven exhibition with 22, hitting 9-of-18 overall, 3-of-9 from the arc ... Leading scorer on the Canadian tour, averaging 26.0 points per game and 6.3 rebounds ... Hit 32-of-55 field goal attempts, including 11-of-25 threes ... Had 30 in the win over Guelph and 29 points and 10 rebounds against the University of Toronto.

Thornton's Game-by-Game Statistics

2007-08

OPPONENT	MIN	FG	3FG	FT	REB	PF/D	A	TO	BLK	STL	PTS
Southeastern La.	34	8-14	4-7	7-9	2	0/0	2	2	0	2	27
McNeese State											
Oklahoma State											
TBD											
TBD											
Southern											
Villanova											
Northwestern St.											
Wichita State											
Oregon State											
Washington											
Tulane											
Texas A&M											
Mississippi St.											
Ole Miss											
Auburn											
Vanderbilt											
Arkansas											
Auburn											
Alabama											
Tennessee											
Florida											
Kentucky											
Arkansas											
Ole Miss											
South Carolina											
Georgia											
Alabama											
Mississippi State											

Marcus Thornton's Career Stats

YEAR	GP-GS	MIN/AVG	FG-FGA	PCT.	3FG-FGA	PCT.	FT-FTA	PCT.	REB.-AVG	PF-FO	AST	TO	BLK	STL	PTS-AVG.
07-08	1-1	34-34.0	8-14	.571	4-7	.571	7--9	.778	2-2.0	0-0	2	2	0	2	27-27.0
Totals	1-1	34-34.0	8-14	.571	4-7	.571	7-9	.778	2-2.0	0-0	2	2	0	2	27-27.0



Greg Terrebonne

Guard • 6-0 • 205 • Sophomore • 1VL • Galliano, La. • South Lafourche HS

10

Top Performances

Points

Season: _____
 Career: _____

Rebounds

Season: _____
 Career: 1, three times

Field Goals Made

Season: _____
 Career: _____

3 PT FG Made

Season: _____
 Career: _____

Free Throws Made

Season: _____
 Career: _____

Assists

Season: _____
 Career: 1, vs. Nicholls St., 11/17/06

Blocks

Season: _____
 Career: _____

Steals

Season: _____
 Career: 1, vs. Wright St., 12/27/06

Minutes Played

Season: _____
 Career: 2, vs. Miss. Valley, 12/28/06

Top Career Scoring Games

Sophomore Season (2007-08)

Scored two points in final two minutes of exhibition, his first points scored on the LSU court.


Terrebonne's Game-by-Game Statistics

2007-08

OPPONENT	MIN	FG	3FG	FT	REB	PF/D	A	TO	BLK	STL	PTS
Southeastern La.	DNP										
McNeese State											
Oklahoma State											
TBD											
TBD											
Southern											
Villanova											
Northwestern St.											
Wichita State											
Oregon State											
Washington											
Tulane											
Texas A&M											
Mississippi St.											
Ole Miss											
Auburn											
Vanderbilt											
Arkansas											
Auburn											
Alabama											
Tennessee											
Florida											
Kentucky											
Arkansas											
Ole Miss											
South Carolina											
Georgia											
Alabama											
Mississippi State											

Greg Terrebonne's Career Stats

YEAR	GP-GS	MIN/AVG	FG-FGA	PCT.	3FG-FGA	PCT.	FT-FTA	PCT.	REB-AVG	PF-FO	AST	TO	BLK	STL	PTS-AVG.
06-07	5-0	7/1.4	0-0	.000	0-0	.000	0-0	.000	3-0.6	0-0	1	1	0	1	0-0.0
07-08															
Totals	5-0	7/1.4	0-0	.000	0-0	.000	0-0	.000	3-0.6	0-0	1	1	0	1	0-0.0



Bo Spencer

Guard • 6-1 • 180 • Freshman • HS • Baton Rouge, La. • Glen Oaks HS

11

Top Performances

Points

Season: 7, vs. SLU, 11/12/07
 Career: 7, vs. SLU, 11/12/07

Rebounds

Season: 1, vs. SLU, 11/12/07
 Career: 1, vs. SLU, 11/12/07

Field Goals Made

Season: 3, vs. SLU, 11/12/07
 Career: 3, vs. SLU, 11/12/07

3 PT FG Made

Season: 1, vs. SLU, 11/12/07
 Career: 1, vs. SLU, 11/12/07

Free Throws Made

Season:
 Career:

Assists

Season: 2, vs. SLU, 11/12/07
 Career: 2, vs. SLU, 11/12/07

Blocks

Season:
 Career:

Steals

Season: 1, vs. SLU, 11/12/07
 Career: 1, vs. SLU, 11/12/07

Minutes Played

Season: 21, vs. SLU, 11/12/07
 Career: 21, vs. SLU, 11/12/07

Top Career Scoring Games

1. 7, vs. SLU, 11/12/07

Freshman Season (2007-08)

Spencer scored seven in opener vs. Southeastern (11/12) ... Spencer averaged 7.5 points per game in exhibitions, hitting 7-of-9 field goal attempts ... Came off the bench to play 20 minutes with nine points, eight assist and no turnovers against Belhaven ... Averaged 8.7 points and 5.3 rebounds in the Canadian exhibition tour, hitting 50 percent from the field ...


Spencer's Game-by-Game Statistics

2007-08

OPPONENT	MIN	FG	3FG	FT	REB	PF/D	A	TO	BLK	STL	PTS
Southeastern La.	21	3-3	1-1	0-0	1	1/0	2	2	0	1	7
McNeese State											
Oklahoma State											
TBD											
TBD											
Southern											
Villanova											
Northwestern St.											
Wichita State											
Oregon State											
Washington											
Tulane											
Texas A&M											
Mississippi St.											
Ole Miss											
Auburn											
Vanderbilt											
Arkansas											
Auburn											
Alabama											
Tennessee											
Florida											
Kentucky											
Arkansas											
Ole Miss											
South Carolina											
Georgia											
Alabama											
Mississippi State											

Bo Spencer's Career Stats

YEAR	GP-GS	MIN/AVG	FG-FGA	PCT.	3FG-FGA	PCT.	FT-FTA	PCT.	REB-AVG	PF-FO	AST	TO	BLK	STL	PTS-AVG.
07-08	1-0	21-21.0	3-3	1.000	1-1	1.000	0-0	.000	1-1.0	1-0	2	2	0	1	7-7.0
Totals	1-0	21-21.0	3-3	1.000	1-1	1.000	0-0	.000	1-1.0	1-0	2	2	0	1	7-7.0



Terry Martin

Guard • 6-6 • 207 • Junior • 1VL • Monroe, La. • Texas Tech

13

Top Performances

Points

Season: 6, vs. SLU, 11/12/07
 Career: 23, vs. Auburn, 1/13/07

Rebounds

Season: 4, vs. SLU, 11/12/07
 Career: 6, at Auburn, 2/28/07

Field Goals Made

Season: 2, vs. SLU, 11/12/07
 Career: 8, vs. Auburn, 1/13/07

3 PT FG Made

Season:
 Career: 5, twice

Free Throws Made

Season: 2, vs. SLU, 11/12/07
 Career: 4, twice

Assists

Season: 3, vs. SLU, 11/12/07
 Career: 5, at Ole Miss, 2/14/07

Blocks

Season:
 Career: 1, three times

Steals

Season: 1, vs. SLU, 11/12/07
 Career: 3, at Georgia, 1/2/807

Minutes Played

Season: 31, vs. SLU, 11/12/07
 Career: 37, vs. Arkansas, 2/10/07

Top Career Scoring Games

1. 23 vs. Auburn, 1/1/307
2. 19 vs La. Tech, 12/23/06
3. 18 vs. Florida, 2/24/07
4. 16 at Kentucky, 2/20/07
4. 16 at Georgia, 1/28/07
6. 15 at Tennessee, 2/6/07
6. 15 vs. Ole Miss, 1/17/07
8. 14 at Miss. State, 2/3/07
8. 14 vs. Wright State, 12/27/06
10. 13 twice

Junior Season (2007-08)

Scored six in opener (11/12) ... Averaged 15 points for the exhibition games after hitting 5-of-10 three-point attempts in 17-point effort against EA Sports ... Had 13 points, 5 assists against Belhaven ... Just one turnover ... Played primarily at the point guard position in Canada ... Averaging 13.0 points and 5.3 assists in the three games.

Martin's Game-by-Game Statistics

2007-08

OPPONENT	MIN	FG	3FG	FT	REB	PF/D	A	TO	BLK	STL	PTS
Southeastern La.	31	2-7	0-2	2-2	4	3-0	3	2	0	1	6
McNeese State											
Oklahoma State											
TBD											
TBD											
Southern											
Villanova											
Northwestern St.											
Wichita State											
Oregon State											
Washington											
Tulane											
Texas A&M											
Mississippi St.											
Ole Miss											
Auburn											
Vanderbilt											
Arkansas											
Auburn											
Alabama											
Tennessee											
Florida											
Kentucky											
Arkansas											
Ole Miss											
South Carolina											
Georgia											
Alabama											
Mississippi State											

Terry Martin's Career Stats

YEAR	GP-GS	MIN/AVG	FG-FGA	PCT.	3FG-FGA	PCT.	FT-FTA	PCT.	REB.-AVG	PF-FO	AST	TO	BLK	STL	PTS-AVG.
06-07	24-16	701/29.2	93-227	.410	52-134	.388	15-26	.577	67-2.8	37-1	35	43	6	11	253-10.5
07-08	1-1	31-31.0	2-7	.286	0-2	.000	2-2	1.000	4-4.0	3-0	3	2	0	1	6-6.0
Totals	25-17	732-29.3	93-234	.406	52-136	.382	17-28	.607	71-2.8	40-1	38	45	6	12	259-10.4



Garrett Temple

Guard • 6-6 • 195 • Junior • 2VL • Baton Rouge, La. • Univeristy HS

14

Top Performances

Points

Season: _____
 Career: 18, at Tulane, 12/2/06

Rebounds

Season: 1, vs. SLU, 11/12/07
 Career: 8, four times

Field Goals Made

Season: _____
 Career: 7, vs. McNeese, 11/29/06

3 PT FG Made

Season: _____
 Career: 4, three times

Free Throws Made

Season: _____
 Career: 8, vs. Florida, 2/24/07

Assists

Season: 1, vs. SLU, 11/12/07
 Career: 7, six times

Blocks

Season: _____
 Career: 4, vs. Auburn, 1/13/07

Steals

Season: _____
 Career: 4, twice

Minutes Played

Season: 29, vs. SLU, 11/12/07
 Career: 45, vs. Texas, 12/10/06

Top Career Scoring Games

1. 18 at Tulane, 12/2/06
2. 17 vs. Florida, 2/24/07
2. 17 at Oregon State, 12/17/06
2. 17 vs. McNeese State, 11/29/06
5. 16 at Mississippi State, 2/3/07
5. 16 vs. Nicholls State, 11/17/06
7. 14 three times

Junior Season (2007-08)

Failed to score in opener (11/12) ... Three points, four blocks in 19 minutes against Belhaven ... Temple did not play on the Canadian trip as he recovered from an ankle injury originally hurt on summer China trip and aggravated during a pickup game.

Temple's Game-by-Game Statistics

2007-08

OPPONENT	MIN	FG	3FG	FT	REB	PF/D	A	TO	BLK	STL	PTS
Southeastern La.	29	0-1	0-1	0-2	1	3-0	1	2	0	0	0
McNeese State											
Oklahoma State											
TBD											
TBD											
Southern											
Villanova											
Northwestern St.											
Wichita State											
Oregon State											
Washington											
Tulane											
Texas A&M											
Mississippi St.											
Ole Miss											
Auburn											
Vanderbilt											
Arkansas											
Auburn											
Alabama											
Tennessee											
Florida											
Kentucky											
Arkansas											
Ole Miss											
South Carolina											
Georgia											
Alabama											
Mississippi State											

Garrett Temple's Career Stats

YEAR	GP-GS	MIN/AVG	FG-FGA	PCT.	3FG-FGA	PCT.	FT-FTA	PCT.	REB-AVG	PF-FO	AST	TO	BLK	STL	PTS-AVG.
05-06	36-35	1207/33.5	65-194	.335	27-109	.248	35-37	.676	94-2.6	87-2	99	70	31	38	182-5.1
06-07	32-32	1099/34.3	91-230	.396	35-130	.269	57-70	.814	118-3.7	79-1	138	83	34	52	274-8.6
07-08	1-1	29-29.0	0-1	.000	0-1	.000	0-2	.000	1-1.0	3-0	1	2	0	0	0-0.0
Totals	69-68	2335/33.8	156-425	.367	62-240	.258	82-109	.752	213-3.1	169-3	238	155	65	90	456-6.6



Garrett Green

Forward • 6-10 • 218 • Freshman • HS • Woodland Hills, Calif. • Taft HS

20

Top Performances

Points

Season: _____

Career: _____

Rebounds

Season: _____

Career: _____

Field Goals Made

Season: _____

Career: _____

3 PT FG Made

Season: _____

Career: _____

Free Throws Made

Season: _____

Career: _____

Assists

Season: _____

Career: _____

Blocks

Season: _____

Career: _____

Steals

Season: _____

Career: _____

Minutes Played

Season: _____

Career: _____

Top Career Scoring Games

Freshman Season (2007-08)

Made his only field goal attempt against EA Sports ... Green was 1-of-4 with four points in 12 minutes against Belhaven ... Green did not play in Canada while the coaches were deciding on redshirt possibility for 2007-08.

Green's Game-by-Game Statistics


2007-08

OPPONENT	MIN	FG	3FG	FT	REB	PF/D	A	TO	BLK	STL	PTS
Southeastern La.	DNP										
McNeese State											
Oklahoma State											
TBD											
TBD											
Southern											
Villanova											
Northwestern St.											
Wichita State											
Oregon State											
Washington											
Tulane											
Texas A&M											
Mississippi St.											
Ole Miss											
Auburn											
Vanderbilt											
Arkansas											
Auburn											
Alabama											
Tennessee											
Florida											
Kentucky											
Arkansas											
Ole Miss											
South Carolina											
Georgia											
Alabama											
Mississippi State											

Garrett Green's Career Stats

YEAR	GP-GS	MIN/AVG	FG-FGA	PCT.	3FG-FGA	PCT.	FT-FTA	PCT.	REB-AVG	PF-FO	AST	TO	BLK	STL	PTS-AVG.
07-08															

Totals



Chris Johnson

Center • 6-11 • 205 • Junior • 2VL • Montross, Va. • Laurinburg (NC) Prep

21

Top Performances

Points

Season: 2, vs. SLU, 11/12/07
 Career: 13, vs. Alabama, 1/31/07

Rebounds

Season: 2, vs. SLU, 11/12/07
 Career: 7, at Miss. State, 2/3/07

Field Goals Made

Season: 1, vs. SLU, 11/12/07
 Career: 4, three times

3 PT FG Made

Season:
 Career: 1, three times

Free Throws Made

Season:
 Career: 4, vs. Alabama, 1/31/07

Assists

Season:
 Career: 1, seven times

Blocks

Season: 1, vs. SLU, 11/12/07
 Career: 3, vs. Alabama, 1/31/07

Steals

Season: 1, vs. SLU, 11/12/07
 Career: 1, six times

Minutes Played

Season: 13, vs. SLU, 11/12/07
 Career: 24, at Miss. State, 2/3/07

Top Career Scoring Games

1. 13 vs. Alabama, 1/31/07
2. 9 vs. Arkansas, 2/10/07
2. 9 vs. Nicholls State, 11/17/06
4. 6 vs. Nicholls State, 11/21/05
5. 4 vs. Miss. State, 2/17/07
5. 4 at Miss. State, 2/3/07
5. 4 vs. Miss. Valley, 12/28/06
8. 3 vs. UL-Monroe, 11/19/06
9. 2 seven times

Junior Season (2007-08)

Two points on a dunk in opener (11/12) ... Averaged 8.5 points and 5.0 rebounds in 20 minutes during the two exhibitions ... Johnson had nine points, three assists in 14 minutes in first exhibition ... Johnson averaged 9.3 points per game and 6.3 rebounds with seven blocks in the three-game exhibition tour of Canada

Johnson's Game-by-Game Statistics

2007-08

OPPONENT	MIN	FG	3FG	FT	REB	PF/D	A	TO	BLK	STL	PTS
Southeastern La.	13	1-4	0-2	0-0	2	0-0	0	0	1	1	13
McNeese State											
Oklahoma State											
TBD											
TBD											
Southern											
Villanova											
Northwestern St.											
Wichita State											
Oregon State											
Washington											
Tulane											
Texas A&M											
Mississippi St.											
Ole Miss											
Auburn											
Vanderbilt											
Arkansas											
Auburn											
Alabama											
Tennessee											
Florida											
Kentucky											
Arkansas											
Ole Miss											
South Carolina											
Georgia											
Alabama											
Mississippi State											

Chris Johnson's Career Stats

YEAR	GP-GS	MIN/AVG	FG-FGA	PCT.	3FG-FGA	PCT.	FT-FTA	PCT.	REB-AVG	PF-FO	AST	TO	BLK	STL	PTS-AVG.
05-06	10-0	43/4.3	6-18	.333	0-6	.000	1-2	.500	7-0.7	2-0	3	6	3	2	13-1.3
06-07	18-2	122/6.8	24-43	.558	3-6	.500	7-11	.636	29-1.6	19-0	3	8	12	2	58-3.2
07-08	1-0	13/13.0	1-4	.250	0-2	.000	0-0	.000	2-2.0	0-0	0	0	1	1	2-2.0
Totals	29-2	178-6.1	31-65	.477	3-14	.214	8-13	.615	38-1.3	21-0	6	14	16	5	73-2.5



Alex Farrer

Guard • 6-5 • 200 • Sophomore • 1VL • Phoenix, Ariz. • St. Mary's HS

30

Top Performances

Points

Season:

Career: 5, twice

Rebounds

Season:

Career: 2, three times

Field Goals Made

Season:

Career: 1, four times

3 PT FG Made

Season:

Career: 1, four times

Free Throws Made

Season:

Career: 2, twice

Assists

Season:

Career: 2, vs. Nicholls St., 11/17/06

Blocks

Season:

Career:

Steals

Season:

Career: 1, twice

Minutes Played

Season:

Career: 16, vs. McNeese, 11/29/06

Top Career Scoring Games

1. 5 vs. McNeese State, 11/29/06

1. 5 vs. Nicholls State, 11/17/06

3. 3 vs. South Carolina, 3/3/07

3. 3 at Kentucky, 2/20/07

5. 2 vs. UL-Monroe, 11/19/06

Sophomore Season (2007-08)

Farr failed to score in either exhibition contest ... Started one game in Canada, averaged 4.3 points per game and hit three treys.


Farrer's Game-by-Game Statistics

2007-08

OPPONENT	MIN	FG	3FG	FT	REB	PF/D	A	TO	BLK	STL	PTS
Southeastern La.	DNP										
McNeese State											
Oklahoma State											
TBD											
TBD											
Southern											
Villanova											
Northwestern St.											
Wichita State											
Oregon State											
Washington											
Tulane											
Texas A&M											
Mississippi St.											
Ole Miss											
Auburn											
Vanderbilt											
Arkansas											
Auburn											
Alabama											
Tennessee											
Florida											
Kentucky											
Arkansas											
Ole Miss											
South Carolina											
Georgia											
Alabama											
Mississippi State											

Alex Farrer's Career Stats

YEAR	GP-GS	MIN/AVG	FG-FGA	PCT.	3FG-FGA	PCT.	FT-FTA	PCT.	REB-AVG	PF-FO	AST	TO	BLK	STL	PTS-AVG.
06-07	14-0	86/6.1	5-23	.217	4-20	.200	4-6	.667	14-1.0	7-0	6	5	2	0	18-1.3
07-08															
Totals	14-0	86/6.1	5-23	.217	4-20	.200	4-6	.667	14-1.0	7-0	6	5	2	0	18-1.3



Quintin Thornton

Forward • 6-8 • 230 • Junior • JC • Orlando, Fla. • Odessa College

32

Top Performances

Points

Season: _____
 Career: _____

Rebounds

Season: _____
 Career: _____

Field Goals Made

Season: _____
 Career: _____

3 PT FG Made

Season: _____
 Career: _____

Free Throws Made

Season: _____
 Career: _____

Assists

Season: _____
 Career: _____

Blocks

Season: _____
 Career: _____

Steals

Season: _____
 Career: _____

Minutes Played

Season: _____
 Career: _____

Top Career Scoring Games

Junior Season (2007-08)

Injured early in practice, needing surgery on right pectoral muscle ... Probably medical redshirt ... Averaged 12.7 minutes a game and 2.7 points and 4.0 rebounds in Canadian tour.

Thornton's Game-by-Game Statistics

2007-08

OPPONENT	MIN	FG	3FG	FT	REB	PF/D	A	TO	BLK	STL	PTS
Southeastern La.											
McNeese State											
Oklahoma State											
TBD											
TBD											
Southern											
Villanova											
Northwestern St.											
Wichita State											
Oregon State											
Washington											
Tulane											
Texas A&M											
Mississippi St.											
Ole Miss											
Auburn											
Vanderbilt											
Arkansas											
Auburn											
Alabama											
Tennessee											
Florida											
Kentucky											
Arkansas											
Ole Miss											
South Carolina											
Georgia											
Alabama											
Mississippi State											

Quintin Thornton's Career Stats

YEAR	GP-GS	MIN/AVG	FG-FGA	PCT.	3FG-FGA	PCT.	FT-FTA	PCT.	REB-AVG	PF-FO	AST	TO	BLK	STL	PTS-AVG.
07-08															
Totals	31-14	594/19.2	61-143	.427	9-28	.321	35-50	.700	93-3.0	48-1	25	40	6	16	166-5.4