



LSU Fighting Tigers (7-4)

vs.

University of Washington (7-4)

December 29, 2007, 2 p.m. CST (LSU Sports Radio Network, FSN)
Pete Maravich Assembly Center -- Baton Rouge, La.

2007-08 Schedule

OPPONENT	TIME
N1 BELHAVEN (Exh.)	W, 108-57
N6 GLOBAL SPORTS (Exh.)	W, 72-68
N12 SOUTHEASTERN LA. (CST)	W, 72-62
N14 MCNEESE STATE (CST)	W, 78-74
N19 1-Oklahoma State (ESPN2)	L, 77-83
N20 1-Chaminade (ESPNU)	W, 78-72
N21 1-Arizona State (ESPN2) (ot)	L, 84-87
N28 NICHOLLS STATE (CST)	W, 68-41
N30 SOUTHERN	W, 88-45
D6 2-Villanova (ESPN)	L, 67-68.
D15 NORTHWESTERN STATE	W, 82-58
D19 At Wichita State (CST-TD)	L, 47-67
D22 OREGON STATE (CST)	W, 67-61
D29 WASHINGTON (FSN/SUN)	2 p.m.
J2 3-At Tulane (CSTV)	8 p.m.
J5 at Texas A&M (ESPNU)	7 p.m.
J9 MISSISSIPPI STATE *	7 p.m.
J12 at Ole Miss * (FSN/SUN)	5 p.m.
J16 AUBURN *	7 p.m.
J19 at Vanderbilt * (LF Sports)	Noon
J26 ARKANSAS * (ESPN Classic)	8 p.m.
J30 at Auburn *	7 p.m.
F2 at Alabama * (LF Sports)	2 p.m.
F9 TENNESSEE * (LF Sports)	2 p.m.
F13 at Florida * (LF Sports)	7 p.m.
F16 KENTUCKY * (LF Sports)	Noon
F20 at Arkansas * (LF Sports)	7 p.m.
F23 OLE MISS * (FSN/SUN)	5 p.m.
F27 at South Carolina *	6:30 p.m.
M2 GEORGIA * (LF SPORTS)	1 p.m.
M5 ALABAMA * (CST)	7 p.m.
M8 at Mississippi State *	TBA
M13-16 4-SEC Tournament (LF, CBS)	TBA

* - Denotes SEC Games.

1-EA Sports Maui Invitational; 2-Pizza Hut Big East/SEC Invitational;
3-New Orleans Arena; 4-Atlanta, Ga. (Georgia Dome)

On the Air

TELEVISION * FSN

Play-by-Play: Dave Neal
Analyst/Host: Barry Booker

RADIO * LSU Sports Radio Network

Play-by-Play: Jim Hawthorne
Analyst/Host: Kevin Ford
Available on SEC XM Satellite Radio

Series History

Series Tied, LSU leads, 2-2

LAST TIME: L, 88-72, (12-20-06, Seattle)
AT BATON ROUGE: 1-0
AT SEATTLE: 1-1
AT NEUTRAL SITES: 0-1

Projected LSU Starters and Notes

G 5 Marcus Thornton (6-4, 190, Jr., Baton Rouge) 18.9 ppg, 6.4 rpg

Seventh game with at least 20 points against OSU (12/21) ... Third double double at Wichita (12/19) ... Rallied from 0-6 threes against Wichita to hit 6-of-10 versus OSU, including the game clincher with 12 seconds left. .

G 13 Terry Martin (6-6, 200, Jr., Monroe, La.) 9.8 ppg, 3.9 rpg, 2.1 apg

Fifth straight game in double figures with 15 points ... Also had six assists and no turnovers in first game he played all 40 minutes ... Started all 11 games.

C 21 Chris Johnson (6-11, 205, Jr., Montross, Va.) 11.5 ppg, 4.8 rpg, 2.2 bpg

After seven straight double figure scoring games has failed to reach scoring average last two games ... Already has more points, minutes played than his first two years combined at LSU.

G 14 Garrett Temple (6-6, 185, Jr., Baton Rouge, La.) 6.5 ppg, 3.6 rpg, 3.5 apg

Primary point guard a year ago, 9th on school career assist list, 10th on school career block list ... Season high rebounds vs. OSU (12/22)..

F 3 Anthony Randolph (6-10, 190, Fr., Dallas, Texas) 13.9 ppg, 7.7 rpg, 3.0 bpg

SEC Freshman of the Week (11/19) ... Had 21 vs. both Chaminade (11/20) and ASU (11/21) in Maui ... Named to Jay Bilas' ESPN.com All-Maui team ... 4 blks, 4 assts, vs. NW State (12/15).

LSU Tries To Get Pac 10 Sweep

LSU tried to do it on the road last year but couldn't do it, but will have another opportunity to sweep Pac-10 foes back-to-back when Washington comes to the Maravich Center one week after LSU downed Oregon State, 67-61 in the Maravich Center (12/22) ... LSU lost to the Huskies in Seattle a year ago, 88-72 ... This game, and the women's game on Sunday against UNO, are part of LSU's "Take A Kid To the Game" weekend ... All kids can get into the game for just \$1 when they are accompanied by an adult purchasing an \$11 regular priced ticket ... Tickets are available online at www.LSUSports.net and at the LSU Athletic Ticket Office Thursday and Friday.

his seventh straight 20-point game with 20 points, while Terry Martin added 15 and Anthony Randolph 14.

Tall and Lean, Not Big and Mean

After years of pounding the ball down low with players like Jaime Lloreda, Brandon Bass, Tyrus Thomas and Glen Davis, this year's team is much taller but there is no one to pound the ball to the goal ... But Tigers players are among the nation's leaders in blocked shots and while LSU appears to be able to score from more options than in years past, LSU is struggling to get back on transition ... Most glaring is LSU's inability to rebound, getting out boarded by a combined 43 boards in the last three games, 27 on those offensive..

Last Time Out

The Tigers for the second straight game did not shoot the ball well overall, making just 35.1% (20-57), ironically hitting identical percentages of 10-of-28 and 10-of-29 from the field ... But the Tigers, behind Marcus Thornton's 6-of-10 treys, hit 10-of-23 treys or 43.5 percent ... Marcus Thornton had

Last Time At Home Until SEC Play

LSU will open 2008 on the road, playing at the New Orleans Arena against Tulane (Jan. 2) and at Texas A&M (Jan. 5) before opening league play at home Jan. 9 against Mississippi State..

Team Facts

LSU

RECORD: 7-4
LAST GAME: W, 67-61, vs. Oregon St. (12/21)
RANKINGS: NA
HEAD COACH: John Brady
CAREER RECORD: 280-207 (17th year)
LSU RECORD: 191-130 (11th year)
VS. WASHINGTON: 0-1

WASHINGTON

RECORD: 7-4
LAST GAME: W, 80-66, CS-N'ridge (12/21)
RANKINGS: NA
HEAD COACH: Lorenzo Romar
CAREER RECORD: 203-147 (12th year)
UW RECORD: 110-59 (7th year)
VS. LSU: 1-0

LSU Sports Information
PO Box 25095, Baton Rouge, LA 70894

Basketball Contact: C. Kent Lowe
www.LSUSports.net

Phone - 225.578.8226
Fax - 225.578.1861

Media Services

John Brady Interview Opportunities

After Practice

Coach John Brady is usually available after most practices sessions. Most practices start between 3 and 4p.m. (depending on pre-practice video sessions and weights) and usually finish between 5 and 6 p.m. Contact Basketball SID Kent Lowe (225-578-1864) to confirm practice times.

SEC Teleconference

The 12 SEC coaches are featured on a teleconference each Monday and Thursday January through March through the conference season. The conference starts at 10 a.m. (CST). Coach Brady is on at 10:28 a.m. CST. To access the media only number contact Kent Lowe or the Southeastern Conference Media Relations Office (205-458-3010).

LSU Player Interview Opportunities

Post Practice

The best time to contact LSU players is usually at the conclusion of practice. Again, please let Basketball SID Kent Lowe know your interview intentions as far in advance as possible.

LSU Satellite Newsfeed

For more information on satellite feeds and coordinates please call Assistant Athletic Director/Television Kevin Wagner (225-578-1797).

By Appointment, By Phone

Coach Brady is available for interviews most non-gameday mornings prior to noon. Please contact either Kent Lowe (225-578-1864) or Basketball Secretary Pam LeBlanc (225-578-8217).

The John Brady Show, Presented by Whitney Bank on The LSU Sports Radio Network

The weekly call-in show takes place Monday at 7 p.m. from Walkon's Bistro at the corner of Nicholson and Burbank ... The show runs through the end of the regular season ... The show airs in Baton Rouge on Eagle 98.1 FM, on the Internet at www.LSUsports.net and on many LSU Sports Radio Network affiliates ... The show resumes with a special Tuesday edition on Jan. 8 before returning on Mondays the rest of the season.

Inside LSU Basketball with Coach John Brady

Coach Brady's weekly TV show is on a state-wide network ... WBRZ-TV, Channel 2, will carry the show at 10:35 p.m. Sunday ... The show will resume on Jan. 13 with the final show on March 9 ... Besides WBRZ-TV, the show can be seen on Cox Cable 4 in Baton Rouge Mondays at 9:30 p.m. and on Cox Sports Television (Ch. 37 on Cox Cable) on Wednesdays at 5:30 p.m. ... Other markets airing the show are KLAX-TV in Alexandria, Cox Channel 8 in Lake Charles, KEJB-TV in Monroe, KWBj in Mogan City, WGNO-TV in New Orleans and KMSS in Shreveport.

Post Game

Coach Brady will be in the L-Club Room of the Maravich Center to visit with the media ... Requested players will be brought to the L-Club after they shower and dress and Coach Brady has finished his post-game remarks ... **THE LSU DRESSING ROOM IS CLOSED** ... To reach the L-Club, exit the building on the Southwest side and once outside turn left and go down the first set of steps to the L-Club ... The visiting team dressing

area is in the Northeast Corridor and across from the media work area ... The visiting coach has an interview area (where the pre-game meal is served) that he can use for his post-game media obligations if he wishes.

Who to Contact

LSU Sports Information Office

(225) 578-8226

Asst. AD/Sports Info. Director

Michael Bonnette - mbonnet@lsu.edu

Sr. Associate SID (Basketball)

C. Kent Lowe - clowe@lsu.edu

Asst. Men's Basketball Contact

Alex Restrepo - arestr1@lsu.edu

LSU Sports Television Network

(225) 578-1797

Director of Television

Kevin Wagner - jwagne2@lsu.edu

Manager/Television

John Schiebe -- jschieb@lsu.edu

LSU Sports Radio Network

(225) 578-1882

Director of Radio

Jim Hawthorne - Isuradio@lsu.edu

LSU Athletics Online

www.LSUsports.net

The Official Website of LSU Athletics is home to all the basketball information you need. Schedules, results, rosters, bios, statistics and game notes can be found. The **GAMEDAY** section, updated daily, has all relevant info for the upcoming game.

http://media.lsuports.net

Media can access images for all LSU teams, including action shots, heads shots, logos, etc. To gain access, email Michael Bonnette or Kent Lowe. You will be assigned a login and password that will enable you to retrieve pictures. This service is for the media use only.

LSUsports.net/media

Request Credentials online, Read the latest Game Notes and Submit Photo Requests.

C. Kent Lowe clowe@lsu.edu							
Weekly Schedule (Subject to change)							
MONDAY 24	TUESDAY 25	WEDNESDAY 26	THURSDAY 27	FRIDAY 28	SATURDAY 29	SUNDAY 30	
Off	Merry Christmas	Practice at 11:30 p.m.	Practice 11 and 5 p.m.	Practice 11 a.m.	Game 11 -- Washington at LSU, 2 p.m. (Maravich Center), LSU Sports Radio Network, FSN. Tickets \$11, \$1 youth (ages 3-12) with purchase of an \$11 ticket.	Off	
MONDAY 31	TUESDAY 1	WEDNESDAY 2	THURSDAY 3	FRIDAY 4	SATURDAY 5	SUNDAY 6	
Practice TBA	Practice AM, bus to New Orleans	Game 12 -- LSU vs. Tulane, 8 p.m. (New Orleans Arena), LSU Sports Radio Network, CSTV.	Practice TBA	Practice TBA, Travel to College Station, Texas	Game 12 -- LSU at Texas A&M, 7 p.m. (College Station, Texas), LSU Sports Radio Network, ESPNU.	Off	

John Brady

Head Coach • 11th Year

When John Brady first put a team on the floor of the Pete Maravich Assembly Center, his Tiger squad was undermanned, undersized and underdogs.

Teams hated to play the Tigers then because John Brady coached his team hard and they responded with several strong performances against the leagues top teams, but not many wins. The strong performances continued as the years went on, but now LSU was winning.

In 11 years as head coach at LSU, John Brady has coached the LSU team as only he knows how -- with heart and passion, and knowledge of the game that makes him one of the best at in-game decisions.

The LSU Tigers, in 2006, won the SEC regular season title with a 14-2 record and won the Western Division for the second straight year. LSU has won 31 SEC games the last three years, one of the best totals in the league over the last three years, and during that time period, LSU had a streak of 19 straight conference home wins that spanned portions of four seasons from 2004-07.

The SEC Championship in 2006 was Brady's second and the school's first outright championship in 21 years.

LSU has had six consecutive winning seasons under John Brady and only three times in the program history have there been longer consecutive years of winning.

Three times, John Brady has coached the SEC Player of the Year and he has coached the SEC Freshman of the Year four times.

Brady's 184 wins are the third most wins by an LSU basketball coach and only two LSU basketball coaches have served longer tenures.

Brady's knowledge of the game and his belief in discipline and respon-

sibility for actions on and off the floor have made the program strong again, one that LSU fans are proud of.

Brady's plan isn't just taking place on a hardwood floor in the Maravich Center. He has worked hard to show the public that athletic and academic pursuits of the players should be challenged to the fullest.

That's part of the reason that LSU basketball is not only a success on the court, but in the classroom as well.

Brady came to LSU after six highly successful seasons at Samford University in Birmingham, Ala. In his six-year tenure (1992-97), he turned the team into a consistent winner, posting a record of 89-77. In Brady's six years at Samford, the team had three first-team and five second team all-league selections.

Now at LSU, the numbers are beginning to work for Brady both on and off the floor. He has had 33 players earn Academic Honor Roll status at LSU, plus 18 players who have received their degrees from LSU.

The 53-year-old Brady is the father of two daughters (Brittany-17, Brooke-13) and is married to the former Misty Champagne.

In his first 10 seasons, Brady has taken the Tigers a long way, including to college basketball's pinnacle, the NCAA Final Four. The results are a program that is solid both athletically and academically. The top athletes in the country are seriously putting LSU at the top of their lists and Brady is earning the respect of his peers in the league.

He has re-established LSU back as a national factor in college basketball and the work is being done to keep LSU there for years to come.

1

>NCAA Final Four Appearance (2006)

2

>SEC Championships
>Sweet Sixteen Appearances (2000, 2006)

3

>SEC Player of the Year Selections (Swift - 2000, Bass - 2005, Davis - 2006)
>SEC Western Division Championships (2000, 2005, 2006)

4

>SEC Freshman of the Year Selections (Bright - 2000, Bass - 2004, Davis - 2005, Thomas - 2006)

6

>Postseason tournament appearances in the last eight years

18

>Number of LSU players who have graduated

33

>Academic All-SEC honorees



The Brady File

NAME: John Brady
BIRTH DATE: Sept. 17, 1954 (McComb, Miss.)
AGE: 53
HOMETOWN: McComb, Miss.
WIFE: Misty
CHILDREN: Brittany (17), Brooke (13)
HIGH SCHOOL: McComb HS; McComb,
COLLEGE: BS, Belhaven College, 1976
M. Ed., Mississippi State, 1977

PLAYING EXPERIENCE

McComb High School (McComb, Miss.)
Belhaven College (Jackson, Miss.) - 3-year starter, scored over 1,000 points for career ... Coach Charlie Rugg ... Two-time All-Southern States Conference - Inducted Fall 1997 into school athletic hall of fame.

COACHING EXPERIENCE

1976-77 - Graduate Assistant, Mississippi State
1977-82 - Head Coach, Crowley High School (Crowley, La.) - 129-49 (.725) record ... 1981 LSWA Class AAA "Coach of the Year"
1982-90 - Assistant Coach, Mississippi State ... First four years under coach Bob Boyd ... Last four as chief recruiter for Richard Williams.
1990-91 - Assistant Coach, UNO
1991-97 - Head Coach, Samford University, 89-77 record in six years ... left Samford as winningest coach in Samford history ... Team won TAAC West in 1996 and 1997.
March 25, 1997 - Named 18th LSU head coach
1999-2000 - LSU wins SEC West, SEC Championship; NCAA Sweet 16; SEC Coach of the Year; Runner-up, National Coach of Year.
2001-02 - Second round of the NIT.
2002-03 - NCAA Tournament appearance ... LSWA, LABC Coach of the Year.
2003-04 - LSU advances to the NIT.
2004-05 - LSU posts 12-4 record to win SEC West ... Tigers go 8-0 in league play at home, first undefeated league home record since 1981 ... Team advanced to NCAA Tournament, fourth straight post season berth.
2005-06 - LSU posts 14-2 record in winning SEC title, first since 2000 and first outright title in 21 years ... Tigers go 8-0 in league play at home for the second straight year ... Team goes to NCAAs and defeats Iona, Texas A&M, No. 1 Duke and Texas to advance to NCAA Final Four for first time in 20 years ... Named SEC Coach of the Year, LSWA Coach of the Year and finalist for the Jim Phelan National Coach of the Year Award.
2006-07 - Team posts its sixth consecutive winning record.

The John Brady Record

YEAR	SCHOOL	/---OVERALL---/		/---CONF.---/		FINISH
		W-L	PCT.	W-L	PCT.	
1991-92	Samford	11-18	.379	7-7	.500	T-3rd
1992-93	Samford	17-10	.630	7-5	.583	T-2nd
1993-94	Samford	10-18	.357	4-12	.250	8th
1994-95	Samford	16-11	.592	11-5	.687	2nd
1995-96	Samford	16-11	.592	11-5	.687	TAAC Western Division Champion
1996-97	Samford	19-9	.678	11-5	.687	TAAC Western Division Champion
1997-98	LSU	9-18	.333	2-14	.125	6th-West
1998-99	LSU	12-15	.444	4-12	.250	6th-West
1999-00	LSU	28-6	.823	12-4	.750	SEC Champions; NCAA Sweet 16
2000-01	LSU	13-16	.448	2-14	.125	6th-West
2001-02	LSU	19-15	.559	6-10	.375	4th-West; NIT Second Round
2002-03	LSU	21-11	.656	8-8	.500	2nd-West; NCAA Tournament
2003-04	LSU	18-11	.621	8-8	.500	2nd-West; NIT
2004-05	LSU	20-10	.667	12-4	.750	1st-West; NCAA Tournament
2005-06	LSU	27-9	.750	14-2	.875	SEC Champions; NCAA Final Four!
2006-07	LSU	17-15	.531	5-11	.312	6th-West
2007-08	LSU	7-4	.636			
Totals	17 Years	280-207	.575	124-126	.496	2 Conf. Titles, 5 Division Titles
Samford	6 Years	89-77	.536	51-39	.567	2 TAAC Western Division Titles
LSU	11 Years	191-130	.595	73-87	.456	2 SEC-3 West Titles, 4 NCAAs

CAREER SPECIALTY NUMBERS

CAREER DOUBLE-FIGURE GAMES

Tasmin Mitchell 49
Terry Martin 21
Garrett Temple 17
Marcus Thornton 10
Chris Johnson 8
Anthony Randolph 8
Dameon Mason 5
Bo Spencer 4

CAREER DOUBLE-FIGURE REBOUNDS

Tasmin Mitchell 9
Marcus Thornton 3
Anthony Randolph 2
Chris Johnson 1

CAREER DOUBLE-DOUBLES

Tasmin Mitchell 8
Marcus Thornton 3
Anthony Randolph 2
Chris Johnson 1

CAREER THREE-POINTERS

Terry Martin 73
Tasmin Mitchell 69
Garrett Temple 68
Marcus Thornton 31
Bo Spencer 15
Dameon Mason 9
Chris Johnson 9
Alex Farrer 6
Anthony Randolph 2
Garrett Green 1

CAREER ASSISTS

Garrett Temple 276
Tasmin Mitchell 165
Terry Martin 58
Dameon Mason 29
Bo Spencer 27
Anthony Randolph 18
Marcus Thornton 17
Chris Johnson 12
Alex Farrer 12
Garrett Green 4
Greg Terrebonne 3

CAREER BLOCKS

Garrett Temple 78
Tasmin Mitchell 44
Chris Johnson 39
Anthony Randolph 33
Terry Martin 13
Dameon Mason 9
Marcus Thornton 5
Garrett Green 3
Alex Farrer 2
Bo Spencer 1

2007-08 LSU Men's Basketball Roster

NO.	NAME	CL.	POS.	HT.	WT.	EXP.	HOMETOWN/LAST SCHOOL
1**	Tasmin Mitchell	Jr.	F	6-7	228	2VL	Denham Springs, La./D. Spr. HS
2	Dameon Mason	Sr.	G/F	6-6	190	1VL	Kansas City, Mo./Marquette Univ.
3	Anthony Randolph	Fr.	F	6-10	205	HS	Dallas, Texas/Woodrow Wilson HS
5	Marcus Thornton	Jr.	G	6-4	198	JC	Baton Rouge, La./Kilgore College
10	Greg Terrebonne	So.	G	6-0	205	1VL	Galliano, La./South LaFourche HS
11	Bo Spencer	Fr.	G	6-1	180	HS	Baton Rouge, La./Glen Oaks HS
13	Terry Martin	Jr.	G	6-6	207	1VL	Monroe, La./Texas Tech
14	Garrett Temple	Jr.	G	6-6	195	2VL	Baton Rouge, La./University HS
20	Garrett Green	Fr.	F	6-10	218	HS	Woodland Hills, Calif./Taft HS
21	Chris Johnson	Jr.	C	6-11	205	2VL	Montross, Va./Laurinburg Prep
30	Alex Farrer	So.	G	6-5	200	1VL	Phoenix, Ariz./St. Mary's HS
32**	Quintin Thornton	Jr.	F	6-8	230	JC	Orlando, Fla./Odessa College

**Injured and not dressed

Head Coach: John Brady (Belhaven, 1976), 11th year at LSU

Associate Head Coach: Butch Pierre (Mississippi State, 1984), 11th year at LSU

Assistant Coach: John Treloar (Belhaven, 1979), 4th year at LSU

Assistant Coach: Chad Dollar (Milligan, 1996), 1st year at LSU

Director of Basketball Operations: Jeff Clapacs (Wooster, 2007), 1st year at LSU

Transactions

Quintin Thornton injured his left pectoral muscle in the weight room, Oct.19. Underwent surgery, out for at least two months, probable redshirt candidate ... Dameon Mason missed McNeese game (11/14) and Maui Tournament (11/19-21) with viral infection on heart muscle ... Cleared Monday (11/26) to return to practice ... Tasmin Mitchell was taken out of Oklahoma State game (11/19) after six minutes, did not play the remainder of the Maui tournament ... Has a stress reaction in the shin bone area of his left foot ... Surgery was Nov. 29 ... Eligible for medical redshirt if unable to return ... Alex Farrer broke his nose in the Chaminade game (11/20), Dameon Mason broke his nose in practice prior to the Villanova game (12/6), both have continued to play ... Mason missed both Wichita State (12/19) and Oregon State (12/22) games while taking intercession classes.

Last Game -- Oregon State 67, LSU 61 (12/22 -- Baton Rouge)

The Tigers needed an off-balanced scramble of a three-pointer with 12 seconds left to clinch the win over Oregon State and run LSU's home winning streak to eight games dating back to the final two games of a year ago ... The game was very similar to the game in Corvallis a year ago with LSU getting the lead for most of the game and holding off challenge after challenge by Oregon State ... For the second straight game, LSU struggled overall from the field, hitting just 20-of-57 (35.1 percent), but LSU was 10-of-23 from three-point range or 43.5 percent ... Marcus Thornton led LSU with 20 points, including 6-of-10 treys as he became the first player since Antonio Hudson in November 2004 to hit six treys in a game ... Terry Martin played all 40 minutes, had 15 points, six assists and no turnovers, while Anthony Randolph added 14 ... LSU was out rebounded in double figures for the third straight game, 43-33.

Has Shooting Gone South?

The stats showed well that LSU was a strong second half shooting team, having shot no worse than 50 percent in the final 20 minutes in eight of the first nine games ... But LSU in the last two games against Wichita State (12/19) and Oregon State (12/22), LSU in both games shot 34.5 percent, the lowest second half percentages of the season ... LSU also scored its lowest point totals of the season in the second half the last two games, 27 against Wichita State and 29 against Oregon State ... LSU is averaging 40.5 points per game in the final 20 minutes and has outscored opponents by 71 points in the final 20 minutes ... In the first halves of games so far this year, LSU is averaging 32.4 points and has a scoring differential of plus 22.

Three times this year, LSU has shot over 50 percent from the field for games and for the season is shooting 45.6 percent (284-623), compared to 38.2 percent (264-691) for the opponents ... LSU scored 57 points against Southern in the second half (11/30), the fourth best single scoring half in the John Brady era:

1. **60 - 2nd half - Grambling (1-20-99)**
2. **59 - 1st half - Centenary (1-15-03)**
3. **58 - 2nd half - Tennessee (1-14-06)**
4. **57 - 2nd half - Southern (11-30-07)**
5. **56 - 1st half - Wyoming (11-27-99)**

Assists To Baskets Made Good

In the last 60 minutes of home basketball, LSU's assist leading to a made basket percentage has been exceptional ... against Northwestern State (12/15), LSU in the final 20 minutes had 11 baskets and each was set up on an assisted pass ... 11 assists to 11 made baskets ... In the Oregon State game (12/22), LSU had 15 assists on the 20 made buckets or 75 percent ... In the last 60 minutes of basketball in the Maravich Center, LSU has had 26 assists to 31 buckets made (83.9 percent).

Johnson, Randolph On Jay Bilas' Maui Team

Junior Chris Johnson and freshman Anthony Randolph were both on Jay Bilas' final ESPN.com All-Maui team for their performances over the three games of the EA Sports Maui Invitational ... Earlier in one of his blogs from Maui, Bilas said about Johnson, "this kid oozes potential." Johnson averaged a team best 16.0 points a game, making 20-of-29 field goals, including four treys, with a 7.0 rebound average per game ... Randolph averaged 15.7 points a game and 7.0 rebounds.

About The University of Washington

This is the back part of a home-and-home series with the Pac-10 team with LSU on the losing end of an 88-72 decision last year in Seattle ... The series is tied, 2-2, with LSU 1-0 in the lone previous meeting in Baton Rouge.

Washington is also 7-4 on the season, coming off an 80-66 win over Cal State-Northridge on Dec. 22 ... In that game, Jon Brockman led Washington with a double double scoring 21 points and grabbing 10 rebounds with Justin Dentmon scoring 18, Venoy Overton 14 and Tim Morris 13 ... The Huskies shot 46 percent for the game and 52.9 percent (9-of-17) from three-point range, out rebounding CS-Northridge, 42-29 ... Lorenzo Romar is the head coach of Washington after head coaching stints at Pepperdine and Saint Louis ... This is his sixth year as the head coach at Washington with a record of 110-59 and an overall head coaching record of 203-147 ... The probable starters for the Huskies based on the last game:

G - 00 Joel Smith (6-4, 210, Jr., Lompoc, Calif.) 6.5 ppg, 2.5 rpg
G - 4 Tim Morris (6-4, 210, Sr., Atlanta, Ga.) 8.4 ppg, 3.4 rpg
G - 20 Ryan Appleby (6-3, 170, Sr., Stanwood, Wash.) 14.3 ppg, 1.3 rpg
F - 21 Artem Wallace (6-8, 250, Jr., Toledo, Wash.) 2.2 ppg, 1.8 rpg
F - 40 Jon Brockman (6-7, 255, Jr., Snohomish, Wash.) 18.9 ppg, 10.9

Your Dollar On Your Bench; Our Dollar On Our Bench

This will be the first time in recent memory that a brother has coached against a brother on the floor of the Maravich Center in a college game as LSU will have first-year assistant Chad Dollar on the bench while on the Washington bench will be younger brother Cameron Dollar who is in his sixth season as an assistant at Washington.

Chad Dollar has served 12 years as an assistant coach before coming to LSU including places like Gardner-Webb, Southern Miss, Western Carolina, Eastern Kentucky, Georgia Southern and Murray State. Cameron Dollar, who started in the 1995 national championship game for UCLA, was the nation's youngest head coach at age 22 in 1998 when he took the job at Southern California College. He has been with Lorenzo Romar for nine years, three at Saint Louis and this is sixth season at Washington.

Success at Home; Eight-Game Home Winning Streak

The Tigers were 14-4 in the Maravich Center last year, 9-1 in non-conference games ... The Tigers will enter the next home game Saturday against Washington on an eight-game winning streak (5-0 this season) dating back to last year ... LSU has won 14 games each of the last three years at home, but will only play 15 home games this season ... LSU is 48-7 (87.3 percent) over the last three-plus years overall and 82-6 (93.2 percent) over the ten-plus years of John Brady's tenure in non-conference games.

The Pete Maravich Assembly Center - New Floor For 2007-08

This is the 37th season of play in the building and LSU is 419-139 in the building (75.1 percent) and 218-30 (87.9 percent) in non-conference games.

The Tigers are playing at home this year on a brand new wood floor that was installed earlier in the month. The floor was designed by Jason Feirman in the LSU Athletics Publications office and made by Connor Sports Flooring in Arlington, Illinois.

100th Anniversary Plans Announced

The LSU Athletics Department on Dec. 21 announced that LSU basketball fans would have a lead role in the celebration of LSU's 100 years of college basketball ... The celebration begins next month (Jan. 2008) with the beginning of the selection by the fans of the all-decade teams and will culminate with the announcement of the all-century team at a gala honoring all former players on Jan. 30, 2009, the 100th anniversary of the first university sanctioned intercollegiate basketball contest with Dixon Academy in Covington ... LSU will also have a home televised league game on Jan. 31, 2009 to culminate the year-long celebration.

The voting for the All-Decade teams will take place during the Southeastern Conference games of the 2008 season, beginning with voting for the 1940s and 1950s All-Decade team. The

SEC MEDIA DAYS POLL

Eastern Division

TEAM	SEC	OVERALL
Tenn. (30)	180 points	
Kentucky	142 points	
Florida	103 points	
Vanderbilt	98 points	
Georgia	69 points	
S. Carolina	38 points	

Western Division

TEAM	SEC	OVERALL
Ark. (18)	168 points	
Miss. St. (10)	148 points	
Alabama (1)	111 points	
Auburn (1)	94 points	
LSU	63 points	
Ole Miss	46 points	

CAREER DOUBLE-DOUBLES

TASMIN MITCHELL (8)

Game	Date	Pts	Reb
Southern	11/18/05	19	12
UL-Laf.	12/17/05	16	11
Duke	3/23/06	10	10
Texas	12/10/06	23	10
UConn	1/6/07	16	10
Ole Miss	1/17/07	19	10
Ole Miss	2/14/07	11	10
McNeese	11/14/07	16	14

MARCUS THORNTON (3)

Game	Date	Pts	Reb
Ariz. State	11/21/07	18	12
Villanova	12/6/07	15	13
Wichita State	12/19/07	12	11

ANTHONY RANDOLPH (2)

Game	Date	Pts	Reb
SE La.	11/12/07	19	13
Southern	11/30/07	24	11

CHRIS JOHNSON (1)

Game	Date	Pts	Reb
Chaminade	11/20/07	18	11

TIGER OPPONENTS IN POLLS

Record at Time of Game	AP	ESPN/ USAT
Villanova (L, 67-68)	25	21
Texas A&M (Jan. 5)	14	11
Ole Miss (Jan. 12, Feb 23)	22	24
Vanderbilt (Jan. 19)	15	15
Arkansas (Jan. 26, Feb. 20)	----	RV
Tennessee (Feb. 9)	11	12
Florida (Feb. 13)	RV	RV

THE STATISTICS

Overall	LSU	UW
Scoring Average	73.5	78.3
Opp. PPG Average	65.3	72.2
Scoring Differential	+8.2	+6.1
FG Percentage	45.6	47.9
Opp. FG Percentage	38.2	47.3
3PT FG Pct.	34.7	40.7
Opp. 3FG Pct.	30.7	40.4
3 FGs per Game	7.5	6.9
FT Percentage	73.7	59.2
Rebound Avg.	36.6	38.5
Opp. Reb. Avg.	38.8	30.2
Reb. Differential	-2.2	+8.3
Assist Average	13.6	16.1
TO Average	15.6	15.8
Blocks Average	8.2	2.1
Steals Average	7.6	6.9

LSU Scoring Runs

5-0	14
6-0	8
7-0	13
8-0	3
9-0	1
10-0	
11-0	2
12-0	
13-0	
14-0	1
15-0	
16-0	
17-0	1

Opp. Scoring Runs

5-0	13
6-0	6
7-0	3
8-0	6
9-0	2
10-0	1
11-0	1
12-0	1
13-0	
14-0	
15-0	

nominees for the team will appear for the first time in the game program on Jan. 16 and fans will be able to vote online at www.LSUsports.net. Each home game different decades of player nominees will be spotlighted and voting will continue until the end of February. The all-decade teams will be announced at the final home game of 2008, against Alabama on March 5.

The Centennial Committee, composed of former players and coaches from the various decades, media members and historians, will select an early years team representing the first 30 years of the program from 1909-1939.

Those players chosen on the All-Decade teams along with the early team selected by the committee will be eligible for the All-Century team which fans will have the chance to vote on during the summer of 2008. The All-Century team will be picked on a weighted vote of both the fans and the Centennial Committee.

Also beginning in January, LSUsports.net will have a special section where all former players, managers, coaches and trainers can register their contact information so that the committee can locate as many members of the LSU basketball family for the reunion gala in January 2009 ... Finally, LSU fans are asked to begin thinking of their favorite moments in the history of LSU basketball which can also be submitted online. LSU will announce the 100 greatest moments as chosen by the fans and the committee during the 2008-09 basketball season.

Thornton Up To Seven 20 Point Games

Junior college transfer Marcus Thornton just missed becoming the first player to score 30 points in a game for the first time since Darrel Mitchell hit 30 against Ohio State in 2005 when he had 27 in the season opener against Southeastern Louisiana ... He would open his career with three 20 point games and after scoring 20 against Oregon State (12/22), he now has seven 20 point games (the list is available in the 20-point box on page 11 of the notes) ... Thornton has been in double figures in 10 of the 11 games, seven straight ... The Baton Rouge native showed his resiliency, coming back from 0-of-6 from the arc at Wichita State (12/19) to hit 6-of-10 against Oregon State (12/22) ... Thornton is averaging 18.9 points per game, fourth best in the league ... His 35-of-42 free throw percentage of 83.3 percent is tied for fifth in the league and his three-point percentage of 36.9 percent (31-of-84) is eighth best.

The Few, The Proud, The Tigers

The Tigers dressed just nine players, eight players recruited for scholarship when they came here, against Wichita State (12/19) and Oregon State (12/22) ... Quinton Thornton is out after an injury to his pectoral muscle and because he played in Canada, must seek a medical red-shirt if he wants to redshirt ... Tasmin Mitchell, who started every game of his first two seasons and the first three of this season, is also looking for a probable medical redshirt after surgery for a stress fracture in the his left ankle ... Dameon Mason is taking two intercession classes that began the week before Christmas and missed both games. Intercession does not take place this week so he is expected to be back for the Washington game before he returns to class on Jan. 2 ... Compounding the Oregon State game further was that Bo Spencer sprained his ankle late in the Wichita State game and could only play three minutes against Oregon State.

Randolph One Of The Top SEC Freshman

Anthony Randolph of Dallas is making his name known as one of the top SEC freshman after nine games, averaging 13.9 points per game, 7.7 rebounds and 3.0 blocks per game ... His scoring average ranks fifth among league freshman, the rebound average is second among the freshman and his blocks per game average is first among league freshman ... Overall in the league his scoring average ranks 19th, while is rebounding average is fifth ... He is second in the league in blocked shots and as of the last NCAA stats on Dec. 16, was ninth in the country in blocked shots.

Chris Johnson

The point was made in post-game comments against Nicholls State last month about the success Chris Johnson has had since moving into the starting lineup and again it is a case of another LSU player working hard in practice and having the patience to wait their time ... Johnson ran off seven games, starting with his second start, in which he scored in double figures including 19 points against Oklahoma State and 20 against Southern ... Last week was Johnson's toughest since he became a starter as he scored just four points at Wichita State and had six in the Oregon State win ... However, for the season, Johnson has scored 127 points, more than double the point total he had in 18 games last season ... He is averaging 11.5 points per game, 4.8 rebounds and 2.2 blocks per game.

Johnson With A Nice Streak

Johnson at the free throw line this season, has made 23-of-25 free throws or 92.0 percent at the charity stripe, far and away the best in the league but because he did not shoot any free throws in either game last week, he at this time no longer qualifies for the SEC statistics leaders (based on the league minimum of 2.5 made a game) ... As part of that 23-of-25 was a consecutive streak of 18 that was finally stopped in the Villanova game ... Ironically, in Johnson's first two seasons, he was just a combined 8-of-13 at the charity stripe ... The 18 consecutive free throws made is the longest streak since Chris Jackson hit the school record 35-in-a-row in the 1989-90 season.

Trying To Get Another Winning Season

LSU has had a winning record each of the last six seasons which is the third longest consecutive winning streak in school history ... LSU's consecutive season winning streaks:

11 - 1982-83 to 1992-93
 9 - 1913-14 to 1921-22
 6 - 2001-02 to present
 5 - 1976-77 to 1980-81

O Canada

The LSU season got off to an early start thanks to a three-game exhibition tour of Canada over the Labor Day weekend ... The Tigers played games and won at the University of Guelph (92-60), York University (101-67) and the University of Toronto (82-55) ... Marcus Thornton, the junior college transfer, led the Tigers on the trip averaging 26.0 points per game as the guard hit 32-of-55 field goal attempts and more importantly 11 three-pointers in 25 attempts (44 percent) ... Anthony Randolph averaged 13.3 points and a team best 6.7 rebounds, while veterans Terry Martin (13.0 points) and Mitchell (11.0 points) averaged in double figures.

LSU as a team shot 48 percent from the floor and 36.9 percent from the international three-point arc, some 30 percentage points higher than a season ago.

LSU's decision to wait until the Labor Day Weekend to go on a trip outside the United States allowed the newcomers to join the veterans on the trip and allowed for a week of practice prior to leaving for Canada.

Hopefully Villanova Game Not A Sign The Trend Will Continue

After winning almost all of the close games in 2006, the streak turned against LSU in 2007, going 1-6 in 2007 in games decided by four points or less last season:

Wichita State -- L, 53-57
 Texas -- L, 75-76 (OT)
 Auburn -- W, 65-63
 Georgia -- L, 54-57
 Alabama -- L, 70-73
 Tennessee -- L, 67-70
 Ole Miss -- L, 70-71

Now it is hard to believe it has all started again as LSU has a 1-2 mark in games of four points or less having beaten McNeese by four, losing to Arizona State in overtime by three and last week's loss in Philadelphia to Villanova:

McNeese - W, 76-72
 Arizona State (ot) - L, 84-87
 Villanova - L, 67-68

Garrett Temple Cracks Top 10 In Career Assists, Blocks

The junior, who has spent much of his career dishing out timely assists, through 11 games has 39 assists ... That gives him a total of 276 career assists, ninth best all time at LSU (complete list in career box on page 11 of notes) ... He has 107 career steals and is just 29 short of moving into the top 10 in that category at LSU ... Last Saturday against Oregon State, he blocked two shots to move into the school top 10 list for blocked shots with 78 in 79 games, nearly an average of a blocked shot a game.

Scoring Not An Issue

While rebounding has been a problem, it is obvious that this LSU team can score in spurts and post numbers this season ... LSU put the Northwestern State contest away with its longest scoring run of the season, 17 points ... The Tigers are averaging 73.5 points a game as they reach the end of the 2007 portion of the season, although the average did drop some four points over the course of last week ... In both the 2000 and 2005 seasons in the John Brady era, the Tigers did average over 75 points a game ... The Tigers are now giving up an average of 65.3 points per game, a defensive average that has dropped some 10 points since the team returned in late November from Maui.

Defense has been one of the trademarks of the John Brady era at LSU ... When LSU lost to Arizona State, 87-84, in overtime (11/21), it marked only the third time in the 11 years of the Brady era that LSU has scored 80 or more points and not won the game ... The other two times came in December 2004 at Biloxi against Southern Miss when LSU lost 88-84 in overtime and in November 2005 when LSU lost at home to Houston, 84-83.

LSU is 69-3 when scoring 80 or more points in the Brady era and also a good 129-28 (82.0%) when scoring 70 or more ... The Tigers have only allowed 80 points 40 times in the Brady era and LSU is 5-35 when they allowed 80 or more points.

LSU's defense did make a stand against Nicholls State (11/28) as they held an LSU opponent to the lowest point total since playing Nicholls in the 2002-03 opener and holding them to 24.

TIGER TRENDS

LSU RECORD...	07-08	JB YRS
In November	5-2	39-9
In December	2-2	53-15
In January		37-45
In February		35-43
In March		27-17
In April		0-1

LSU vs. AP Ranked Opponents

At home		12-16
On the road	0-1	3-27
Neutral		8-5

LSU's Record in Games...

Decided by 5 pts or less	1-2	49-46
Decided by 10 pts or less	4-3	77-76
Decided by 11 pts or more		3-1115-53
At night	5-2	139-80
During the day	2-2	53-49
Decided in Overtime		8-7
Televised	5-4	88-84

LSU's Record When Scoring...

Less than 60 points	0-1	10-56
60-69 points	2-1	51-47
70-79 points	3-1	61-25
80-89 points	2-1	41-3
90-99 points		23-0
100 or more points		5-0

LSU's Record When Allowing...

Less than 60 points	3-0	98-16
60-69 points	2-2	65-38
70-79 points	2-0	23-41
80-89 points	0-2	4-32
90-99 points		0-3
100 or more points		1-0

LSU's Record When...

Leading at the half	4-1	152-26
Losing at the half	1-3	31-95
Tied at the half	2-0	8-9
Lead 10 minutes left	5-1	162-24
Losing 10 minutes left	0-3	26-102
Tied 10 minutes left	1-1	3-5
Lead 5 minutes left	7-1	166-19
Losing 5 minutes left	0-2	20-104
Tied 5 minutes left	0-1	5-7

LSU's Record When Shooting...

50% or higher	3-0	91-17
Less than 50%	4-4	100-113
Better than opponent	6-2	159-33
Worse than opponent	1-2	32-96
Even Shooting		0-1
More 3PT FGs than opp.	5-4	90-35

LSU's Record When...

Outrebounding opp.	3-0	156-30
Outrebounded by opp.	4-4	33-92
Equal rebounds	----	2-8

LSU's Record When Committing...

Fewer TO than opp.	5-0	98-29
More TO than opp.	1-3	81-92
Equal TO	1-1	12-9

COACHING MARKS

Coaching Tenure in SEC

1. Billy Donovan, Florida	12th season
2. John Brady, LSU	11th season
3. Rick Stansbury, MSU	10th season
3. Mark Gottfried, Ala.	10th season
5. Kevin Stallings, Vandy	7th season
5. Dave Odom, USC	7th season
7. Dennis Felton, UGA	5th season
8. Jeff Lebo, Auburn	4th season
9. Bruce Pearl, Tennessee	3rd season
10. Andy Kennedy, Ole Miss	2nd season
11. Billy Gillispie, Kentucky	1st season
11. John Pelphrey, Arkansas	1st season

Coaching Tenure at LSU

1. Harry Rabenhorst	29 seasons
2. Dale Brown	25 seasons
3. John Brady	11 seasons
4. Jay McCreary	8 seasons
5. Dr. C. C. Stroud	6 seasons
5. Press Maravich	6 seasons

Coaching Wins at LSU

1. Dale Brown	448
2. Harry Rabenhorst	340
3. John Brady	191
4. Dr. C. C. Stroud	82
4. Jay McCreary	82

Coaching Wins in SEC

(through play on December 25)

1. Billy Donovan, Fla.	272
2. Rick Stansbury, MSU	192
3. John Brady, LSU	191
4. Mark Gottfried, Ala.	190
5. Kevin Stallings, Vandy	155
6. Dave Odom, USC	120
7. Dennis Felton, UGA	65
8. Bruce Pearl, Tennessee	57
9. Jeff Lebo, Auburn	50
10. Andy Kennedy, Ole Miss	32
11. John Pelphrey, Arkansas	9
12. Billy Gillispie, Kentucky	5

All-Time Wins--SEC

(through play on December 25)

1. Adolph Rupp, UK	875
2. Dale Brown, LSU	448
3. C. M. Newton, UA/VU	340
3. Harry Rabenhorst, LSU	340
5. Tubby Smith	308
6. Joe B. Hall, Kentucky	297
6. Hugh Durham, Georgia	297
8. Ray Mears, Tennessee	278
8. Roy Skinner, Vanderbilt	278
10. Billy Donovan, Florida	272

15. Norm Sloan, Florida	232
16. Rick Pitino, Kentucky	219
17. Joel Eaves, Auburn	214
18. Don DeVoe, Tenn, Fla.	211
19. Eddie Fogler, Vandy/SC	204
20. Bob Polk, Vanderbilt	197
21. Richard Williams, Miss. St.	192
22. Rick Stansbury, Miss. St.	191
22. John Brady, LSU	191
24. Mark Gottfried, Alabama	190

30. Kevin Stallings, Vandy	155

Three Scoring 20

The Tigers had three players score 20 points in the win over Southern (11/30) ... Anthony Randolph scored a career high 24, Marcus Thornton 22 and Chris Johnson a career high 20 points ... Randolph and Johnson played 26 minutes, while Thornton played 32 minutes for the Tigers in the win.

The last time three LSU players scored in 20 points was in the double overtime win over Ohio State on Jan. 15, 2005 when Darrel Mitchell had 32 points (the last LSU player to break 30 in a game), Brandon Bass (2005 SEC Player of the Year) had 29 and Antonio Hudson added 20. LSU won the game, 113-101.

The other time it happened for LSU in a regulation game was in the 1999-2000 season opener at the Maravich Center when LSU defeated Grambling State, 112-37. In the game Stromile Swift (2000 SEC co-Player of the Year) had 22 points, Ronald Dupree had 21 points and Lamont Roland had 20.

Florida, LSU Still Have Best Home Win Marks

Since the start of the 2002-03 season, Florida and LSU far and away have the most home wins of any team in the Southeastern Conference:

Florida 82

LSU 75

Tennessee 66

Alabama 65

Vanderbilt 64

Arkansas 60

Kentucky 60

South Carolina 55

Mississippi St. 54

Auburn 54

Georgia 53

Ole Miss 47

Total SEC Wins Since 2005 Has LSU Near Top

LSU in the last three seasons is also near the top of the league in total conference wins:

Florida 35

Kentucky 32

LSU 31

Alabama 29

Tennessee 28

Vanderbilt 25

Arkansas 23

Mississippi State 22

South Carolina 17

Ole Miss 16

Auburn 15

Georgia 15

Louisiana Win Streak

LSU completed its home slate of games against Louisiana schools this past Saturday against Northwestern State with LSU winning all five of its games this year (Southeastern Louisiana, McNeese State, Nicholls State, Southern and Northwestern State), extending LSU's winning streak in the Maravich Center against Louisiana schools to 67 games ... LSU last lost to a Louisiana school in the PMAC on Dec. 6, 1988 when Louisiana Tech beat LSU in overtime, 111-109 ... The present streak started two nights later on Dec. 8, 1988 when the Tigers defeated McNeese State ... A total of 42 of those wins have come in the John Brady era.

Learning To Play Without Tasmin Mitchell

The Tigers have had to learn to play without a staple of the last two years in the LSU lineup, junior forward Tasmin Mitchell ... Mitchell, who started every game in his freshman and sophomore seasons is probably out for the remainder of the year after undergoing surgery on his left ankle for a stress fracture of his shin bone ... Mitchell averaged 11.4 points a game during LSU's Final Four season in 2006 and then averaged 14.5 points last season ... Mitchell was a pre-season coaches All-SEC selection for the 2007-08 season ... Mitchell started the first three games of the season, to run his consecutive game starting streak to 71, but had to go to the bench in pain after just six minutes of the LSU-Oklahoma State game in Maui (11/21) ... He underwent surgery on Nov. 29 and while the recovery and rehab process is six-to-eight weeks, it is expected that he will use a medical redshirt and be available for two more seasons for LSU.

John Brady in Elite Company

Brady's two SEC titles (2000, 2006) make him one of just 15 coaches in SEC history to have won at least two SEC regular season titles joining Adolph Rupp (27), Joe Hall (8), Tubby Smith (5), Dale Brown and Babe McCarthy (4), Ray Mears, C. M. Newton, Billy Donovan and

Harry Rabenhorst (3) and Brady, Eddie Fogler, Rick Pitino, Nolan Richardson, Ray Skinner and John Mayer (2).

As far as Division championships, only four coaches -- Tubby Smith (7), Rick Pitino, Nolan Richardson and Billy Donovan (4) have won more division titles than John Brady.

Brady Tied For 22nd On SEC All-Time Coaching List

Brady's 191 career wins at LSU has him listed tied as the 22nd winningest coach all-time in the Southeastern Conference as of the resumption of play Friday night ... Mississippi State coach Rick Stansbury is just ahead of him with 192 wins with Brady tied with former Mississippi State coach Richard Williams next at 191 while Alabama's Mark Gottfried is 24th at 190 career wins ... Brady needs six wins to move into the top 20 and it is conceivable that all three coaches (Stansbury, Brady and Gottfried) could crack the top 20 before the end of the season.

NBA Playing With Five Former Tigers On Rosters

The National Basketball Association presently has five former LSU Tigers on its rosters:

Brandon Bass -- 3rd yr -- Dallas Mavericks (first year with Dallas after two with New Orleans)
Glen Davis -- rookie year -- Boston Celtics (2nd round draft pick)
Shaquille O'Neal -- 16th yr -- Miami Heat (third team to play with after Orlando, Los Angeles)
Stromile Swift -- 8th year -- Memphis Grizzlies (drafted third by Vancouver Grizzlies in 2000)
Tyrus Thomas -- 2nd yr -- Chicago Bulls (4th pick 2006 by Portland, traded to Chicago)

Three-Point Shooting Notes

In the Arizona State (11/21) game, LSU's 33 attempts was just seven shy of the school record for attempts ... In fact, Marcus Thornton's 12 attempts in that game was the first time anyone had attempted more than 10 three-pointers in a game since Torris Bright in 2002 ... Against Oregon State (12/22), Thornton's six makes was the first time someone made at least six attempts since Antonio Hudson against Louisiana-Lafayette in November 2004.

For the season, LSU is averaging 7.5 treys a game and 34.7 percent (83-of-239) ... LSU's percentage dipped close to two points after making just 4-of-21 from three-point range (19.0 percent) against Wichita State (12/19) ... It was LSU's second worst shooting percentage from the arc and the worst since LSU hit just 3-of-18 in the second game of the season But went back up over a point after shooting 45 percent against Oregon State (12/22) ... LSU hit 10 treys, the third time LSU was in double figures from the arc (11 vs. Oklahoma State 11/19; 12 vs. Arizona State, 11/21; and 10 versus Oregon State (12/22) ... For the season, opponents are making 6.4 a game and 30.7 percent (70-of-228) ... LSU's three-point percentage is eighth in the league, but its three-point percentage defense is second in the league.

LSU averaged 5.4 makes a game last season ... LSU has made more than 200 three-pointers three times - 215 in 2003, 205 in 2005 and 204 in 2002 ... LSU shot 33.7 percent from the three-point arc in 2007 ... The Tigers best percentage came in 1987, the first year of the three point field goal percentage, when LSU hit 40.1 percent ... LSU is on pace to make 225 treys this year, just over the present school record of 215 set in 2002-03.

Rebounding

Rebounding has become a big issue as LSU has been out rebounded by a combined 47 boards in the last four games against Villanova (12/6), Northwestern State (12/15), Wichita State (12/19) and Oregon State (12/22) ... LSU was out rebounded 43-39 at Villanova, 48-34 in the Northwestern game, 50-31 in the Wichita game and 43-33 against Oregon State ... The Wichita game was the first time an opponent has recorded 50 rebounds against LSU since the Wyoming game of Jan. 2001 ... The problem was most noticeable on the offensive boards where LSU was out rebounded 20-5 on the offensive glass by Northwestern State and 17-9 in the Wichita State game ... LSU has been out rebounded in seven of the 11 games this season.

In past years, LSU's out rebounding opponents has been a key component in LSU winning: 21-5 when having the most boards in 2006 and 16-6 a year ago ... The Tigers have won 156 of 186 games (83.9 percent) in the Brady era when out rebounding the opponent ... LSU has averaged more rebounds than the opponents in each of the first 10 seasons of the Brady era ... But right now the difference has swung to the opponents as far as rebound differential.

The Oregon State game marked just the 33rd time in 125 games in the John Brady era that LSU was able to win a game when out rebounded by the opposition

Through the first 11 games, LSU is averaging 36.6 boards a game, ninth in the league, while giving up 38.8 rebounds a game, also 11th in the league.

LSU is -55 to the opponents in offensive rebounds with opponents having kept possessions alive 165 times, compared to 110 for the Tigers

Free Throw Percentage

Other than the final eight minutes of the Villanova game when LSU was unable to convert in the clutch, the Tigers have continued to post good numbers at the free throw line ... The Tigers are now 157-of-213 or 73.7 percent, second in the league only to Kentucky's 74.1 percent ... Last season, the Tigers hit 70 percent at the free throw line, making 403-of-572 free throws during the 32-game season ... It was just the second time in the Brady era that an LSU team made 70 percent of their free throws and just missed the top 10 for school all-time free throw percentage marks.

SCORING BREAKDOWN

CLASS	PTS	PCT.			
Freshmen	249	30.8			
Sophomores	12	1.5			
Juniors	536	66.3			
Seniors	11	1.4			
SCORING	PTS	PCT.			
Starters	659	81.5			
Bench	149	18.5			
POINTS IN PAINT	PTS	APG			
LSU	298	27.1			
Opponents	314	28.5			
POINTS OFF TO	PTS	APG			
LSU	201	18.3			
Opponents	165	15.0			
BENCH SCORING	PTS	APG			
LSU	149	13.5			
Opponents	212	19.3			
FT% LAST 5 MINUTES	PCT				
LSU	44-67	65.7			
Opponents	36-45	80.0			
FG% LAST 5 MINUTES	PCT				
LSU	38-77	49.4			
Opponents	37-95	38.9			
3FG% LAST 5 MINUTES	PCT				
LSU	11-36	30.6			
Opponents	8-37	21.6			
W-L RECORDS OF STARTING LINEUPS					
(G, G, G, F, F), (G, G, C, F, F) or (G, G, C, G, F)					
1-0 -- Temple, Martin, Thornton, Randolph, Mitchell					
1-1 -- Martin, Thornton, Johnson, Randolph, Mitchell					
5-3 -- Martin, Thornton, Johnson, Temple, Randolph					
LEADING SCORERS -- Thornton 8, Randolph 3					
LEADING REBOUNDERS -- Randolph 5, Thornton 3, Mitchell 1, Martin 1, Johnson 1					
LEADING ASSISTS -- Temple 5, Martin 3, Mitchell 2, Spencer 2, Randolph 2, Thornton 1					
TOTAL DUNKS -- Randolph 19, Johnson 14, Temple 2, Green 1, Thornton 1, Martin 1					
DOUBLE FIGURE SCORING GAMES -- Thornton 10, Randolph 8, Johnson 7, Martin 7, Spencer 4, Mitchell 1, Temple 2					
DOUBLE DOUBLE -- Thornton 3, Randolph 2, Mitchell 1, Johnson 1					
PLAYERS SCORING IN DOUBLE FIGURES BY GAME					
1	2	3	4	5	6/more
	2	2	7		

STREAKING

Consecutive Games in Double Figures

Marcus Thornton 6
Terry Martin 5
Anthony Randolph 1

Consecutive Games Without Fouling Out

Terry Martin 30
Tasmin Mitchell 28
Alex Farrer 21
Garrett Temple 18
Marcus Thornton 11
Bo Spencer 11
Greg Terrebbonne 8
Dameon Mason 8
Garrett Green 8
Chris Johnson 6
Anthony Randolph 3

Consecutive Gms. 3PT FG

Terry Martin 6
Marcus Thornton 1
Garrett Green 1

Consecutive Games Scored in

Terry Martin 18
Chris Johnson 12
Anthony Randolph 11
Marcus Thornton 9
Garrett Temple 5
Garrett Green 3
Alex Farrer 3

Consecutive Games Started

Terry Martin 19
Anthony Randolph 10
Marcus Thornton 10
Chris Johnson 9
Garrett Temple 7

IN NCAA STATISTICS

Team (Through 12/16, Next Report 1/4)

Field Goal Pct:	48.4%	39th
Field Goal Pct. Def:	37.6%	27th
Free Throw Pct:	73.1%	54th
Blocks	8.8 bpg	3rd

Individual

Pts - Marcus Thornton	19.6	42nd
FG Pct - Marcus Thornton	56.5%	58th
FT Pct - Chris Johnson	92.0%	15th
Blocks - A. Randolph	3.3	9th
Chris Johnson	2.3	40th

The other time the Tigers were over 70 percent was in Coach Brady's eighth year (2004-05) when LSU was 500-of-685 from the line or 73.0 percent ... Last year was the fewest free throw attempts of any team in the Brady era.

Tall and Lean Tigers Blocking Shots

Blocks are coming easily at times for this LSU team which is billed as "Tall and Lean" but that also can be a double-edge sword as sometimes the blocks are coming from behind shooters driving to the goal after beating defenders to the goal ... But none-the-less, it is a good category number for the Tigers.

The Tigers blocked 14 shots at Villanova (12/6), just two shots off the school record of 16 set by the Shaquille O'Neal-Stanley Roberts team of 1990.

The Tigers cumulative total of blocks last year, 155, ranked sixth all-time at LSU as the Tigers averaged 4.8 blocks per game ... Through the first 11 games, LSU already has 90 blocks or 8.2 a game ... LSU is tops in the league ahead of Mississippi State at 7.92 ... LSU was third in the nation in the last NCAA Stats (Dec. 16) behind co-leaders UConn and UNC-Asheville ... Nine players have blocked shots this year, led by the 33 of Anthony Randolph and the 24 of Chris Johnson ... Randolph's 3.0 block average is second in the league, while Johnson's 2.2 is third ... Randolph, in the Dec. 16 NCAA stats, was ninth in the country in block average, Johnson was 40th.

LSU is on a pace right now to block almost 254 shots this season, well above the present school record mark ... LSU needs just 30 blocks to crack the top 10 on the team single-season school block list at 120 ... LSU's best ever block party was the 2005-06 season with 236.

Tigers Sign Four On First Day Of Fall Signing Period

The LSU Athletics Department announced on Wednesday that four student-athletes have signed national letters-of-intent with the LSU men's basketball team. Signing with the Tigers were:

J'Mison Morgan - Dallas (Texas) South Oak Cliff High - 6-10 center
Storm Warren - Monroe (La.) Richwood High School - 6-6 forward
Delwan Graham - Dunwoody (Ga.) High School - 6-7 small forward
Dennis Harris - Jonesboro (Ga.) Mundy's Mills High School - 6-10 combo forward

Morgan is rated No. 23 in the country by Rivalshoops.com and 29th by Scoutshoops.com after averaging 13 points, nine rebounds and five blocks per game last season. He was the District 14-4A defensive MVP and was named first-team Class 4A All-State by the Texas Association of Basketball Coaches ... Warren, ranked the 31st best power forward in the country by Scoutshoops.com, averaged 22.3 points, 18.1 rebounds and nine blocks a contest last year for Richwood as the Rams advanced to the Class 3A state semifinals. He was a first team All-State selection by the Louisiana Sports Writers Association ... Delwan Graham, ranked 68th in the country by Scoutshoops.com, averaged 18.6 points per game and 11 rebounds in earning first team Class 3A All-State honors by the Georgia Coaches Association. Dunwoody was 27-4 last season after winning the state crown in Graham's sophomore season ... Harris' Mundy Mills team is 60-24 the last three seasons, with three consecutive playoff appearances, including a regional championship and a trip to the Class 5A state tournament in 2007. The 3-star Rivalshoops.com and Scoutshoops.com player averaged 19 points and 11 rebounds in earning an honorable mention All-Metro by the Atlanta Journal Constitution. He scored a 1300 on the SAT and carries a 3.7 GPA.

SEC Tickets Go On Sale

Tickets for LSU's eight SEC games are now available online at www.LSUports.net and at the LSU Athletics Ticket Office ... Tickets for the league games \$14 for adults and \$5 for youth (ages 3-12) ... Ticket packages for LSU men's basketball are now on sale as well including the 3-Game Pick 'em Pack in which a fan can choose tickets for any three LSU men's basketball games and that package starts at \$42. ... There will also be a Family 4-Pack in both sports this year that includes four game tickets, four Cokes and four Hot Dogs. The price of the 4-Pack for a game is \$50 for men's basketball.

Groups of 10 or more can also purchase discounted tickets by calling the LSU Athletics Department at 225-578-6659. Tickets are \$6 for groups at non-conference men's games and \$10 for SEC games.

Next - LSU On Road To New Orleans Arena To Take On Tulane

LSU goes on the road for the final week prior to Southeastern Conference play, first going to the New Orleans Arena to take on Tulane at 8 p.m. on Jan. 2 in a game televised on CSTV ... The Tigers will then go to College Station to take on nationally-ranked Texas A&M at 7 p.m. on Jan. 5 in a game televised by ESPNU ... The Tigers will be back in Baton Rouge to open SEC play on Wednesday, Jan. 9, hosting Mississippi State in a 7 p.m. game that will not be televised ... All three games will be available on the LSU Sports Radio Network, in the "GeauxZone" at LSUports.net and on the SEC channels at XM Satellite Radio.

CAREER RECORDS

LSU ASSIST LEADERS

1. Kenny Higgs	1974-78	645
2. Ethan Martin	1977-81	638
3. Torris Bright	2000-03	544
4. Pete Maravich	1967-70	425
5. Derrick Taylor	81-82; 83-86	401
6. Mike Darnall	1972-75	399
7. Darrel Mitchell	2002-06	367
8. Ricky Blanton	84-86; 87-89	314
9. Garrett Temple	active	276

LSU STEAL LEADERS

1. Clarence Ceasar	1991-95	310
2. Ethan Martin	1977-81	279
3. Torris Bright	2000-03	246
4. Darrel Mitchell	2002-06	219
5. Derrick Taylor	81-82; 83-86	207
6. Jerry Reynolds	1982-85	194
7. Darryl Joe	1986-88	173
8. Jermaine Williams	1998-02	154
9. Leonard Mitchell	1980-84	151
10. Vernel Singleton	1988-92	136
10. Johnny Jones	1980-84	136
--		
xx. Garrett Temple	active	107

LSU BLOCK LEADERS

1. Shaquille O'Neal	1989-92	412
2. Stromile Swift	1998-00	130
3. Glen Davis	2004-07	110
4. Brandon Bass	2003-05	104
5. Jose Vargas	1984-88	100
6. Tyrus Thomas	2005-06	99
7. Lionel Green	1975-79	94
8. Jaime Lloreda	2002-04	89
9. Leonard Mitchell	1980-84	82
10. Garrett Temple	active	78

20-POINT GAMES

27-Marcus Thornton, vs. SE La. (11/12)

24-Anthony Randolph, vs. Southern
(11/30)

24-Marcus Thornton, vs. Nicholls (11/28)

24-Marcus Thornton vs. McNeese (11/14)

22-Marcus Thornton vs. NW State (12/15)

22-Marcus Thornton vs Southern (11/30)

21-Anthony Randolph, vs. Nicholls
(11/28)

21-Anthony Randolph, vs. Arizona State
(11/30)

20-Marcus Thornton, vs. Ore. St. (12/22)

20-Chris Johnson, vs. Southern (11/30)

20-Marcus Thornton vs. Okla St. (11/19)

The Last Time LSU ...

ALL GAMES

Scoring

Less Than 50 points	47 -- at Wichita State (47-67), 12/19/07
50-59 points	56 -- at Georgia (56-50), 2/17/07
60-69 points	67 -- vs. Oregon State (67-61), 12/22/07
70-79 points	78 -- vs. Chaminade (78-72), 11/20/07
80-89 points	82 -- vs. Northwestern St. (82-58), 12/15/07
90-99 points	92 -- vs. Miss. Valley (92-58), 12/28/06
100 or more points	104 -- vs. Nicholls State (104-57), 11/21/05

Opponents Scoring

Less than 50 points	45 -- by Southern (45-88), 11/30/07
50-59 points	58 -- by Northwestern St., (58-82), 12/15/07
60-69 points	61 -- by Oregon State (61-67), 12/22/07
70-79 points	72 -- by Chaminade (72-78), 11/20/07
80-89 points	87 -- by Arizona State (87-84), 11/21/07
90-99 points	96 -- by Arkansas (75-96), 1-26-00
100 or more points	101 -- by Ohio State (101-113), 1-15-05

Field Goal Percentage

Shot 20-29 percent	27.9 -- vs. Ole Miss (12-43), 2-7-01
Shot 30-39 percent	35.1 -- vs. Oregon State (20-57), 12/22/07
Shot 40-49 percent	47.2 -- vs. Northwestern St. (25-53), 12/15/07
Shot 50-59 percent	53.8 -- vs. Southern (35-65), 11/30/07
Shot 60-69 percent	60.9 -- vs. Ole Miss (28-46), 2/14/07
Shot 70 percent or above	70.3 -- vs. Centenary (45-64), 1-15-03

Opponents Field Goal Percentage

Shot 20-29 percent	24.6 -- by Southern (16-65), 11/30/07
Shot 30-39 percent	31.0 -- by Northwestern St. (22-71), 12/15/07
Shot 40-49 percent	42.1 -- by Oregon State (24-57), 12/22/07
Shot 50-59 percent	50.0 -- by Arizona State (31-62), 11/21/07
Shot 60-69 percent	60.0 -- by W. Va. (33-55), 11-27-04

Three-Point FG Percentage

Shot less than 10 percent	0.0 -- vs. UCLA (NCAA FF) (0-6), 4/1/06
Shot 10-19 percent	19.0 -- vs. Wichita State (4-21), 12/19/07
Shot 20-29 percent	25.0 -- vs. Alabama (3-12), 1/31/07
Shot 30-39 percent	30.4 -- at Villanova (7-23), 12/6/07
Shot 40-49 percent	43.5 -- vs. Oregon State (10-23), 12/22/07
Shot 50-59 percent	57.1 -- at Ole Miss (4-7), 2/14/07
Shot 60 percent or more	63.6 -- vs. Georgia (7-11), 1/25/06

Opponents Three-Point FG Percentage

Shot less than 10 percent	7.1 -- by Georgia (1-14), 1/25/06
Shot 10-19 percent	10.5 -- by Wichita State (2-19), 12/19/07
Shot 20-29 percent	20.8 -- by Nicholls State, (5-20), 11/28/07
Shot 30-39 percent	33.3 -- by Oregon State (6-18), 12/22/07
Shot 40-49 percent	45.0 -- by Oklahoma State (9-20), 11/19/07
Shot 50-59 percent	52.2 -- by McNeese State (12-23), 11/14/07
Shot 60 percent or more	61.5 -- by Washington (8-13), 12/20/06

Free Throw Percentage

Shot less than 50 percent	46.4 -- vs. UCLA (NCAAFF), (13-28), 4/1/06
Shot 50-59 percent	53.3 -- at Villanova (16-25), 12/6/07
Shot 60-69 percent	66.7 -- vs. Florida (16-24), 2/24/07
Shot 70-79 percent	77.3 -- vs. Oregon State (17-22), 12/22/07
Shot 80-89 percent	87.5 -- vs. Arizona State (14-16), 11/21/07
Shot 90-99 percent	93.5 -- vs. Ohio State (29-31), 1-15-05
Shot 100 percent	100.0 -- vs. Alabama (9-9), 1/31/07

Rebounds

Had 20-29 rebounds	29 -- vs. Southeastern La., 11/12/07
Had 30-39 rebounds	33 -- vs. Oregon State, 12/22/07
Had 40-49 rebounds	41 -- vs. Chaminade, 11/20/07
Had 50-59 rebounds	52 -- vs. Southern, 11/30/07
Had 60 or more rebounds	60 -- vs. Troy State, 12-22-98

Opponent Rebounds

Less than 20 rebounds	19 -- by South Carolina, 1-12-05
20-29 rebounds	28 -- by Nicholls, 11/28/07
30-39 rebounds	35 -- by Southern, 11/30/07
40-49 rebounds	43 -- by Oregon State, 12/22/07
50-59 rebounds	50 -- by Wichita State, 12/19/07

Assists

Less than 5 assists	4 -- vs. UCLA (NCAAFF), 4/1/06
5-10 assists	6 -- vs. Wichita State, 12/19/07
11-15 assists	15 -- vs. Oregon State, 12/22/07
16-20 assists	17 -- at Northwestern St., 12/15/07
21-25 assists	21 -- vs. Miss. Valley, 12/28/06
26-30 assists	26 -- vs. ULM, 11/19/06
31 or more assists	33 -- vs. Georgia State, 12-28-94

Opponent Assists

Less than 5 assists	4 -- by Southern, 11/30/07
5-10 assists	10 -- by Villanova, 12/6/07
11-15 assists	12 -- by Oregon State, 12/22/07
16-20 assists	17 -- by Auburn, 2/28/07
21-25 assists	21 -- by Tennessee, 1-6-99
26-30 assists	28 -- by Fresno State, 11-26-97
31 or more assists	33 -- by Kentucky, 1-16-96

Blocks

0 blocks	0 -- vs. South Carolina, 1-12-05
1-5 blocks	5 -- at Wichita State, 12/19/07
6-10 blocks	6 -- vs. Oregon State, 12/22/07
11-15 blocks	14 -- at Villanova, 12/6/07
16 or more blocks	16 -- vs. Texas, 1-2-90

Opponent Blocks

0 blocks	0 -- by Nicholls, 11/28/07
1-5 blocks	5 -- by Oregon State, 12/22/07
6-10 blocks	6 -- by Arkansas, 2/10/07
11-15 blocks	11 -- by UConn, 1/7/06

Steals

0 steals	0 -- vs. Georgia Tech, 3-17-90
1-5 steals	5 -- at Wichita State, 12/19/07
6-10 steals	8 -- vs. Oregon State, 12/22/07
11-15 steals	12 -- vs. Northwestern State, 12/15/07
16 or more steals	22 -- vs. Arkansas, 2-17-01

Opponent Steals

0 steals	0 -- by Florida, 2/19/05
1-5 steals	2 -- by Oregon State, 12/22/07
6-10 steals	7 -- by Wichita State, 12/19/07
11-15 steals	14 -- by Nicholls, 11/28/07
16 or more steals	16 -- by Miami (Fla.), 12-27-01

The Last Time An LSU Player..

ALL GAMES

Scored 20-24 points	20	Marcus Thornton, vs. Oregon State, 12/22/07
Scored 25-29 points	27	Marcus Thornton, vs. Southeastern La., 11/12/07
Scored 30-34 points	32	Darrel Mitchell, vs. Ohio State, 1-15-05
Scored 35-39 points	35	Maurice Carter, vs. Arkansas, 1-2-99
Scored 40-45 points	40	Ronnie Henderson, vs. Alabama, 2-11-95
Scored 45-49 points	46	Chris Jackson, vs. Vanderbilt, 2-18-90
Scored 50-54 points	51	Chris Jackson, vs. Texas, 1-2-90
Scored 55-59 points	55	Chris Jackson, vs. Ole Miss, 3-4-89
Scored 60 or more.....	64	Pete Maravich, vs. Kentucky, 2-21-70
Scored double figures in 5 straight games.....	7	Marcus Thornton, 11/21/07 to 12/22/07
Scored double figures in 10 straight games.....	10	Tasmin Mitchell 1/3/107 to 3/3/07
Scored double figures in 15 straight games.....	48	Glen Davis, 3/5/05 to 12/17/06
Scored double figures in 20 straight games.....	48	Glen Davis, 3/5/05 to 12/17/06
Scored double figures in 25 straight games.....	48	Glen Davis, 3/5/05 to 12/17/06
Scored double figures in 30 straight games.....	48	Glen Davis, 3/5/05 to 12/17/06
Scored double figures in 35 straight games.....	48	Glen Davis, 3/5/05 to 12/17/06
Scored double figures in 40 straight games.....	48	Glen Davis, 3/5/05 to 12/17/06
Scored double figures in 45 or more straight game	48	Glen Davis, 3/5/05 to 12/17/06
Scored 20 points or more in 2 straight games	2	Marcus Thornton, 24 vs. Nicholls State (11/28/07); 22 vs. Southern (11/30/07)
Scored 20 points or more in 3 straight games	3	Marcus Thornton, 27 vs. Southeastern Louisiana (11/12/07); 24 vs. McNeese (11/14/07); 20 vs. Oklahoma State (11/19/07)
Scored 20 points or more in 4 straight games	4	Glen Davis, 20 at Tulane, 12/2/06; 24 vs. Texas A&M, 12/5/06; 21 vs. Texas, 12/10/06; 22 at Oregon State, 12/17/06
Scored 20 points or more in 5 straight games		
Scored 30 points or more in consecutive games.....	3	Ronnie Henderson, 40 vs. Alabama, 2-11-95; 30 vs. Ole Miss, 2-15-95; 33 vs. Georgia, 2-18-95
Made 10-14 field goals in a game.....	10	Anthony Randolph, vs. Southern, 11-30-07
Made 15 or more field goals in a game	18	Shaquille O'Neal, vs. Northern Arizona, 12-28-91
Attempted 15-19 field goals in a game	18	Terry Martin, vs. Oregon State, 12/22/07
Attempted 20-24 field goals in a game	17	Marcus Thornton, vs. Oregon State, 12/22/07
Attempted 25-29 field goals in a game.....	20	Tasmin Mitchell, at Auburn, 2/28/07
Attempted 30 or more field goals in a game	25	Ronnie Henderson, vs. Nicholls State, 1-23-96
	34	Ronnie Henderson, vs. Oklahoma State, 12-20-94
Made 5 three pointers in a game	5	Terry Martin, vs. Auburn, 1/13/07
Made 6-9 three pointers in a game.....	6	Marcus Thornton, vs. Oregon State, 12/22/07
Made 10 or more three pointers in a game	10	Chris Jackson, vs. Tennessee, 2-10-90
Attempted 7 three pointers in a game	7	Marcus Thornton, vs. Southern, 11/30/07
Attempted 8-10 three pointers in a game	10	Marcus Thornton, vs. Oregon State, 12/22/07
Attempted 11 or more three pointers in a game	11	Terry Martin, vs. Oregon State, 12/22/07
Had 10-14 rebounds	12	Marcus Thornton, Wichita State, 12/19/07
Had 15-19 rebounds	15	Glen Davis, vs. Tennessee (SECT), 3/8/07
Had 20 or more rebounds.....	21	Jaime Lloreda, vs. McNeese State, 11-24-03

The Last Time An LSU Player..

ALL GAMES

Had 10 or more rebounds in 2 straight games	2	Glen Davis, 18 vs. Arkansas, 2/10/07; 10 at Ole Miss, 2/14/07
Had 10 or more rebounds in 3 straight games	3	Glen Davis, 13 at Tennessee, 2/7/07; 18 vs. Arkansas, 2/10/07; 10 at Ole Miss, 2/14/07
Had 10 or more rebounds in 4 straight games	4	Glen Davis, 10 at Miss. State, 2/3/07; 13 at Tennessee, 2/7/07; 18 vs. Arkansas, 2/10/07; 11 vs. Ole Miss, 2/14/07
Had 10 or more rebounds in 5 straight games	5	Glen Davis, 13 vs. Miss. State, 2/15/06; 11 at Auburn, 2/18/06; 11 at Vandy, 2/22/06; 15 vs. Kentucky, 2/25/06, 10 vs. S. Carolina, 2/28/06
Had 10 or more rebounds in 6 or more games	8	Glen Davis, 11 at Alabama, 2/4/06; 16 vs. Arkansas, 2/8/06; 15 at Florida, 2/11/06; 13 vs. Miss. State, 2/15/06; 11 at Auburn, 2/18/06; 11 at Vandy, 2/22/06; 15 vs. Kentucky, 2/25/06; 10 at S. Carolina, 2/28/06
Had 9 offensive rebounds in a game	9	Glen Davis, vs. Tennessee (SECT), 3/8/07
Had 10 defensive rebounds in a game.....	10	Marcus Thornton, at Villanova, 12/6/07
Had 5-7 assists	6	Terry Martin, vs. Oregon State, 12/22/07
Had 8-10 assists	5	Garrett Temple, vs. Oregon State, 12/22/07
Had 11-15 assists	8	Darrel Mitchell, vs. Kentucky, 2/25/06
Had 16 or more assists	12	Torris Bright, vs. McNeese State, 12-7-02
	18	Randy Livingston, vs. George Mason, 12-3-94
Had 3-5 blocks in a game	4	Anthony Randolph, vs. Northwestern State, 12/15/07
Had 6-8 blocks in a game	6	Chris Johnson, vs. McNeese State, 11/14/07
Had 9-10 blocks in a game	9	Tyrus Thomas, vs. Tennessee, 1/14/06
Had 11 or more blocks in a game	11	Stromile Swift, vs. Alabama, 2-10-99
Had 3-5 steals in a game	4	Anthony Randolph, at Wichita State, 12/19/07
Had 6-7 steals in a game	6	Darrel Mitchell, vs. McNeese State, 12/10/05
Had 8-9 steals in a game	8	Clarence Ceasar, vs. Auburn, 1-8-94
Had 10 or more steals in a game	10	Shawn Griggs, vs. Tennessee, 2-23-91
Had a double-double.....		Marcus Thornton, at Villanova, 15 pts-13 reb, 12/6/07
Had a double-double in 2 straight games		Glen Davis, vs. Arkansas, 19 pts-18 reb., 2/1/07; at Ole Miss, 26 pts-11 reb., 2/14/07
Had a double-double in 3 or more straight games	3	Glen Davis, vs. Louisiana Tech, 23 pts-14 reb., 12/23/06; vs. Wright State, 26 pts-12 reb., 12/27/06; vs. Miss. Valley, 19 pts-13 reb., 12/28/06
Had a triple-double		Shaquille O'Neal, 26 pts-13 reb-11 blks, vs. BYU, 3-19-92
Played 40 minutes in a game	40	Garrett Temple, vs. Oregon State, 12/22/07
.....	40	Terry Martin, vs. Oregon State, 12/22/07
Played 41-49 minutes in a game.....	42	Garrett Temple, vs. Tennessee (SECT), 3/8/07
Played 50 or more minutes in a game	54	Maurice Carter, vs. Alabama, 2-10-99

Previous Game Boxscores

Game 1 -- LSU 72, Southeastern Louisiana 62

11/12/07 7:00 pm at Maravich Center (Baton Rouge, LA)

Southeastern Louisiana 1-1

Player	fg-a	3fg-a	ft-a	reb	pf	tp	a	to	blk	s	min
Span, Warrell, f	6-13	0-1	2-2	4	3	14	1	1	0	1	27
Green, Keyvn, f	4-14	1-5	0-0	4	3	9	0	2	0	0	30
Nance, Tavaris, f	4-9	0-2	3-6	3	5	11	4	1	0	3	35
Sullivan, Patrick, c	5-10	0-0	0-2	14	3	10	1	6	1	0	29
Nicks, Dekyron, g	3-8	2-6	3-4	1	4	11	0	1	0	2	37
Dunbar, Jeremy	2-4	1-3	0-0	0	0	5	0	1	0	0	16
Arnold, Daryl	1-3	0-2	0-0	3	0	2	0	1	0	0	12
Ndoumba, David	0-2	0-0	0-0	7	2	0	0	1	0	0	11
Austin, Howard	0-0	0-0	0-0	0	0	0	0	1	0	0	3
TEAM				2				1			
Totals.....	25-63	4-19	8-14	38	20	62	6	16	1	7	200

TOTAL FG%	1st Half: 12-37 32.4%	2nd Half: 13-26 50.0%	Game: 39.7%	DB
3-Pt. FG%	1st Half: 2-8 25.0%	2nd Half: 2-11 18.2%	Game: 21.1%	REB.
F Throw %	1st Half: 4-8 50.0%	2nd Half: 4-6 66.7%	Game: 57.1%	4

LSU 1-0

Player	fg-a	3fg-a	ft-a	reb	pf	tp	a	to	blk	s	min
Mitchell, Tasmin, f	3-6	0-1	0-0	2	4	6	3	3	1	2	24
Randolph, A., f	7-11	1-2	4-6	13	2	19	2	2	6	4	33
Thornton, M. g	8-14	4-7	7-9	2	0	27	2	2	0	2	34
Martin, Terry, g	2-7	0-2	2-2	4	3	6	3	2	0	1	31
Temple, Garrett, g	0-1	0-1	0-2	1	3	0	1	2	0	0	29
Mason, Dameon	2-5	0-0	1-1	1	1	5	0	1	0	0	15
Spencer, Bo	3-3	1-1	0-0	1	1	7	2	2	0	1	21
Johnson, Chris	1-4	0-2	0-0	2	0	2	0	0	1	1	13
TEAM				3	1						
Totals.....	26-51	6-16	14-20	29	15	72	13	14	8	11	200

TOTAL FG%	1st Half: 12-27 44.4%	2nd Half: 14-24 58.3%	Game: 51.0%	DB
3-Pt. FG%	1st Half: 3-9 33.3%	2nd Half: 3-7 42.9%	Game: 37.5%	REB.
F Throw %	1st Half: 3-3 100%	2nd Half: 11-17 64.7%	Game: 70.0%	4

Officials: Ed Corbett, Bert Smith, Michael Stephens

Technical fouls: Southeastern Louisiana-None. LSU-TEAM.

Attendance: 8171

Score by Periods	1st	2nd	Total
Southeastern Louisiana	30	32	62
LSU	30	42	72

Game 2 -- LSU 76, McNeese State 72

11/14/07 7:00 pm at Maravich Center (Baton Rouge, LA)

McNeese State 0-2

Player	fg-a	3fg-a	ft-a	reb	pf	tp	a	to	blk	s	min
Lawrence, Rorey, f	2-7	1-4	0-0	4	2	5	2	3	1	4	34
Bradley, Jarvis, f	4-8	0-0	0-0	3	5	8	0	2	0	0	25
Penn, Kleon, f	3-5	0-0	0-0	3	2	6	1	0	4	2	25
Pichon, John, f	3-9	1-2	0-0	6	5	7	2	3	0	0	21
Ford, John, g	8-13	5-6	0-0	3	2	21	5	1	0	0	37
Kapelan, Diego	5-13	5-10	0-0	3	0	15	0	0	0	0	25
Martin, Stephan	0-1	0-0	0-0	1	0	0	0	0	0	0	3
Collins, C.J.	0-0	0-0	0-0	0	1	0	0	0	0	0	4
Wardell, Aldryan	3-6	0-0	4-4	4	5	10	0	4	0	1	21
Robinson, Anthony	0-1	0-1	0-0	0	0	0	0	0	0	0	2
Alawoya, P.J.	1-1	0-0	0-0	1	0	2	0	0	0	0	3
David, Preston	0-0	0-0	0-0	0	0	0	0	0	0	0	0+
TEAM				3				1			
Totals.....	29-64	12-23	4-6	31	22	74	10	14	5	7	200

TOTAL FG%	1st Half: 12-31 38.7%	2nd Half: 17-33 51.5%	Game: 45.3%	DB
3-Pt. FG%	1st Half: 6-12 50.0%	2nd Half: 6-11 54.5%	Game: 52.2%	REB.
F Throw %	1st Half: 2-4 50.0%	2nd Half: 2-2 100%	Game: 66.7%	1

LSU 2-0

Player	fg-a	3fg-a	ft-a	reb	pf	tp	a	to	blk	s	min
Mitchell, Tasmin, f	4-13	0-4	8-10	14	2	16	3	4	0	4	36
Randolph, A. f	5-9	0-1	2-4	7	3	12	3	2	1	2	29
Johnson, Chris c	2-4	0-1	0-0	3	3	4	1	2	6	0	26
Thornton, M. g	8-16	2-8	6-7	3	1	24	2	3	1	1	37
Martin, Terry g	5-10	1-3	0-2	5	0	11	2	2	1	1	30
Spencer, Bo	0-0	0-0	2-2	1	0	2	0	1	0	0	12
Temple, Garrett	3-4	0-1	3-4	2	2	9	2	0	2	1	30
TEAM				3							
Totals.....	27-56	3-18	21-29	38	11	78	13	14	11	9	200

TOTAL FG%	1st Half: 11-25 44.0%	2nd Half: 16-31 51.6%	Game: 48.2%	DB
3-Pt. FG%	1st Half: 0-8 0.0%	2nd Half: 3-10 30.0%	Game: 16.7%	REB.
F Throw %	1st Half: 10-12 83.3%	2nd Half: 11-17 64.7%	Game: 72.4%	4

Officials: Tony Greene, Bruce Benedict, Antinio Petty

Technical fouls: McNeese State-Bradley, Jarvis. LSU-Mitchell, Tasmin.

Attendance: 7891

Score by Periods	1st	2nd	Total
McNeese State	32	42	74
LSU	32	46	78

Game 3 -- Oklahoma State 83, LSU 77 (First-Round EA Sports Maui Invitational)

11-19-07 12 p.m. at Lahaina Civic Center, Maui, Hawaii

LSU 2-1

Player	fg-a	3fg-a	ft-a	reb	pf	tp	a	to	blk	s	min
Mitchell, Tasmin f	0-2	0-0	0-0	1	2	0	0	2	0	1	6
Randolph, A. f	2-5	0-1	1-2	5	4	5	2	5	3	0	26
Johnson, Chris, c	8-9	3-4	0-0	5	2	19	1	7	0	0	37
Thornton, M. g	6-14	2-6	6-6	3	3	20	1	0	1	1	31
Martin, Terry, g	2-9	1-6	0-0	6	3	5	0	2	0	0	24
Spencer, Bo	3-6	2-3	2-2	1	2	10	4	4	0	1	25
Temple, Garrett	4-7	3-5	6-6	3	4	17	5	4	1	1	34
Green, Garrett	0-1	0-0	1-2	2	5	1	1	2	2	1	17
TEAM				5							
Totals.....	25-53	11-25	16-18	31	25	77	14	26	7	5	200

TOTAL FG%	1st Half: 7-23 30.4%	2nd Half: 18-30 60.0%	Game: 47.2%	DB
3-Pt. FG%	1st Half: 3-10 30.0%	2nd Half: 8-15 53.3%	Game: 44.0%	REB
F Throw %	1st Half: 7-8 87.5%	2nd Half: 9-10 90.0%	Game: 88.9%	0

OKLAHOMA STATE 2-1

Player	fg-a	3fg-a	ft-a	reb	pf	tp	a	to	blk	s	min
Dove, Marcus f	5-9	2-3	0-0	5	3	12	2	2	1	1	39
Thomas, I. f	6-9	2-3	1-1	3	5	15	0	4	1	1	22
Harris, Terrel f	6-11	3-4	9-10	7	2	24	1	1	0	4	36
Muonelo, Obi, g	1-5	0-3	0-0	2	2	4	6	0	3	29	
Anderson, James g	8-16	2-7	7-9	3	1	25	2	1	1	2	35
Eaton, Byron	0-2	0-0	2-2	3	4	2	3	3	0	1	17
Brown, Anthony	1-3	0-0	0-0	3	4	2	0	0	0	0	10
Adams, Martavius	0-3	0-0	0-0	2	0	0	0	0	0	0	8
Sidorakis, Nick	0-0	0-0	0-0	0	0	0	0	1	0	0	3
Moses, Marshall	0-0	0-0	1-2	1	0	1	0	0	0	0	1
TEAM				3							
Totals.....	27-58	9-20	20-24	32	21	83	12	18	3	12	200

TOTAL FG%	1st Half: 16-34 47.1%	2nd Half: 11-24 45.8%	Game: 46.6%	DB
3-Pt. FG%	1st Half: 5-11 45.5%	2nd Half: 4-9 44.4%	Game: 45.0%	REB.S
F Throw %	1st Half: 5-8 62.5%	2nd Half: 15-16 93.8%	Game: 83.3%	2

Officials: Ed Hightower, Terry Wymer, John Hughes

Technical fouls: Louisiana State-None. OKLAHOMA STATE-None.

Attendance: 2500

Score by Periods	1st	2nd	Total
LSU	24	53	77
OKLAHOMA STATE	42	41	83

Game 4 -- LSU 78, Chaminade 72 (Consolation Semifinals -- EA Sports Maui Invitational)

11-20-07 8:30 a.m. at Lahaina Civic Center, Maui, Hawaii

LSU 3-1

Player	fg-a	3fg-a	ft-a	reb	pf	tp	a	to	blk	s	min
Randolph, A. f	9-14	0-0	3-4	9	2	21	2	4	2	1	32
Johnson, Chris, c	8-15	0-1	2-3	11	1	18	1	1	3	1	34
Thornton, M. g	2-12	0-4	0-2	2	3	4	0	1	1	2	29
Martin, Terry, g	5-12	3-8	0-1	7	3	13	1	1	3	1	33
Temple, Garrett, g	3-7	1-3	2-4	4	2	9	4	2	1	3	35
Spencer, Bo	4-6	4-6	0-0	3	2	11	2	2	1	0	23
Green, Garrett	1-2	0-0	0-0	4	0	2	1	0	0	0	14
Farrer, Alex	0-0	0-0	0-0	0	0	0	1	0	0	0	0+
TEAM				1							
Totals.....	32-68	7-21	7-14	41	13						

Game 5 -- Arizona State 87, LSU 84 (OT) (5th place game -- EA Sports Maui Invitational)
 11-21-07 9 a.m. at Lahaina Civic Center, Maui, Hawaii

Player	fg-a	3fg-a	ft-a	reb	pf	tp	a	to	blk	s	min
Randolph, A. f	8-14	0-2	5-6	7	2	21	1	0	2	1	34
Johnson, Chris c	4-5	1-1	2-2	5	5	11	1	5	2	1	21
Thornton, M. g	7-19	4-12	0-0	12	4	18	1	5	0	1	40
Martin, Terry g	1-8	1-7	0-0	2	2	3	3	3	0	0	27
Temple, Garrett, g	2-4	1-2	6-6	5	4	11	7	4	1	1	40-
Spencer, Bo	5-9	4-8	0-0	2	3	14	3	2	0	0	34
Green, Garrett	1-1	0-0	0-0	0	4	2	0	0	0	0	7
Farrer, Alex	1-2	1-1	1-2	1	1	4	2	1	0	0	22
TEAM				3							
Totals.....	29-62	12-33	14-16	37	25	84	18	20	5	4	225

TOTAL FG%	1st Half: 14-32 43.8%	2nd Half: 13-25 52.0%	Game: 46.8%	DB
3-Pt. FG%	1st Half: 6-20 30.0%	2nd Half: 5-11 45.5%	Game: 36.4%	REB.
F Throw %	1st Half: 6-6 100%	2nd Half: 7-8 87.5%	Game: 87.5%	0

Arizona State 2-1

Player	fg-a	3fg-a	ft-a	reb	pf	tp	a	to	blk	s	min
Pendergraph, J. f	11-15	0-0	3-5	10	3	25	1	3	1	1	34
Abbott, Ty, g	2-9	1-6	0-0	5	4	5	3	0	0	1	31
McMillan, J. g	0-1	0-0	0-0	0	2	0	5	2	0	0	12
Harden, James, g	6-16	0-3	11-14	6	3	23	3	1	2	2	37
Shipp, Jerren, g	1-5	1-4	1-2	4	2	4	0	1	0	1	39
Atuahene, Antwi	1-1	1-1	0-0	2	0	3	0	1	0	1	11
Boateng, Eric	4-5	0-0	1-4	3	2	9	0	2	1	0	10
Glasser, Derek	2-3	0-1	3-4	1	0	7	3	2	0	2	33
Polk, Christian	4-7	3-6	0-0	2	2	11	0	2	0	1	18
TEAM				1							
Totals.....	31-62	6-21	19-29	34	18	87	15	14	4	9	225

TOTAL FG%	1st Half: 16-29 55.2%	2nd Half: 13-27 48.1%	Game: 50.0%	DB
3-Pt. FG%	1st Half: 6-13 46.2%	2nd Half: 0-7 0.0%	Game: 28.6%	REB.
F Throw %	1st Half: 5-9 55.6%	2nd Half: 9-14 64.3%	Game: 65.5%	5

Officials: Mark Whitehead, John Hughes, Kevin Brill
 Technical fouls: Louisiana State-None. ARIZONA STATE-None.
 Attendance: 2500

Score by Periods	1st	2nd	OT	Total
Louisiana State	40	38	6	84
ARIZONA STATE	43	35	9	87

Game 6 -- LSU 68, Nicholls State 41
 11/28/07 7:00 pm at Maravich Center (Baton Rouge, LA)

Player	fg-a	3fg-a	ft-a	reb	pf	tp	a	to	blk	s	min
Bathie, Ryan, f	4-9	2-6	1-3	3	2	11	2	2	0	1	31
Czepil, Michael, g	4-11	2-8	0-0	3	3	10	2	1	0	4	35
Payne, Justin, g	3-7	1-2	1-2	3	2	8	1	2	0	0	24
Friend, Dominic, g	0-6	0-2	0-0	2	2	0	2	7	0	1	23
Gray, Adonis,	1-5	0-0	1-2	5	1	3	1	3	0	2	21
Boyce, Mitch	1-2	0-0	0-2	1	1	2	1	0	0	0	7
Shanks, Reggie	1-2	0-0	0-0	1	0	2	0	0	0	0	4
Verner, Gil	1-4	0-3	0-0	2	2	2	0	1	0	2	15
Carter, Kellan	1-1	0-0	0-1	3	3	2	0	0	0	4	19
Bose, Anatoly	0-5	0-3	1-2	2	0	1	1	2	0	0	17
Paige, Chris	0-1	0-0	0-2	0	0	0	0	1	0	0	4
TEAM				3							
Totals.....	16-53	5-24	4-14	28	16	41	10	19	0	14	200

TOTAL FG%	1st Half: 7-22 31.8%	2nd Half: 9-31 29.0%	Game: 30.2%	DB
3-Pt. FG%	1st Half: 4-11 36.4%	2nd Half: 1-13 7.7%	Game: 20.8%	REB
F Throw %	1st Half: 1-7 14.3%	2nd Half: 3-7 42.9%	Game: 28.6%	5

LSU 4-2

Player	fg-a	3fg-a	ft-a	reb	pf	tp	a	to	blk	s	min
Randolph, A. f	3-6	0-1	0-0	7	2	6	1	2	3	3	21
Johnson, Chris c	5-7	0-1	6-6	6	2	16	0	3	3	1	24
Thornton, M. g	9-15	4-8	2-3	6	1	24	1	2	1	0	35
Martin, Terry g	2-4	0-1	0-0	2	2	4	1	3	1	0	21
Temple, Garrett g	0-2	0-2	0-1	3	2	0	2	2	1	3	32
Mason, Dameon	1-3	0-0	0-0	4	2	2	1	2	0	0	21
Terrebonne, Greg	0-0	0-0	0-0	0	0	0	0	1	0	0	2
Spencer, Bo	3-8	3-7	2-2	4	1	11	3	2	0	0	29
Green, Garrett	2-3	0-0	0-1	5	0	4	0	2	0	0	7
Farrer, Alex	0-0	0-0	1-2	1	1	1	1	2	0	0	8
TEAM				1							
Totals.....	25-48	7-20	11-15	39	13	68	10	21	9	7	200

TOTAL FG%	1st Half: 11-22 50.0%	2nd Half: 14-26 53.8%	Game: 52.1%	DB
3-Pt. FG%	1st Half: 3-9 33.3%	2nd Half: 4-11 36.4%	Game: 35.0%	REB
F Throw %	1st Half: 6-8 75.0%	2nd Half: 5-7 71.4%	Game: 73.3%	2

Officials: Tony Greene, JB Caldwell, Mike Roberts
 Technical fouls: Nicholls State-None. LSU-None.
 Attendance: 7704

Score by Periods	1st	2nd	Total
Nicholls State	19	22	41
LSU	31	37	68

Game 7 -- LSU 88, Southern 45
 11/30/07 7:00 pm at PMAC, Baton Rouge, LA

Player	fg-a	3fg-a	ft-a	reb	pf	tp	a	to	blk	s	min
DAVIS,Chris *	3-14	0-5	3-4	6	0	9	0	1	0	3	27
HOLLIDAY,Joe *	0-6	0-4	0-0	2	0	0	1	1	0	1	26
GUILLORY,Geri *	1-3	1-2	2-2	1	1	5	1	4	0	0	25
JACK,Joseph *	1-6	0-1	1-2	3	2	3	0	1	1	1	19
HONORE,Barry *	6-15	1-3	1-1	9	3	14	0	2	1	1	29
WHITE,Brandon	0-0	0-0	1-2	2	0	1	1	0	0	1	4
EKWEQZOR,Chike	0-0	0-0	0-4	0	1	0	0	0	2	0	11
WILEY,Steffon	1-4	0-1	1-2	2	2	3	0	2	0	2	16
INGRAM,Julius	1-3	0-0	1-2	1	0	3	0	0	0	0	8
WILLIAMS,Jazz	1-4	1-3	0-0	1	0	3	0	1	0	0	14
BYARS,Brandon	0-0	0-0	0-0	0	1	0	0	1	0	0	3
SCOTT,Douglas	1-5	0-0	0-0	2	1	2	1	1	0	0	8
DAVIS,Andre'	1-5	0-0	0-0	2	3	2	0	0	0	0	10
TEAM				4							
Totals.....	16-65	3-19	10-19	35	14	45	4	14	4	9	200

TOTAL FG%	1st Half: 8-31 25.8%	2nd Half: 8-34 23.5%	Game: 24.6%	DB
3-Pt. FG%	1st Half: 2-11 18.2%	2nd Half: 1-8 12.5%	Game: 15.8%	REB.
F Throw %	1st Half: 3-6 50.0%	2nd Half: 7-13 53.8%	Game: 52.6%	4

Southern University 1-4

Player	fg-a	3fg-a	ft-a	reb	pf	tp	a	to	blk	s	min
Randolph, A. f	10-14	1-2	3-5	11	1	24	1	3	5	0	26
Johnson, Chris c	7-10	0-0	6-6	5	1	20	0	2	2	1	26
Thornton, M. g	9-15	4-7	0-0	7	1	22	3	1	0	4	32
Martin, Terry g	4-11	2-5	1-2	7	0	11	1	2	0	0	25
Temple, Garrett g	1-2	0-1	1-2	4	3	3	3	1	0	1	24
Mason, Dameon	1-4	0-0	0-0	4	4	2	2	0	0	1	15
Terrebonne, Greg	1-3	0-0	0-0	0	0	2	2	0	0	0	2
Spencer, Bo	0-3	0-3	0-0	1	3	0	6	2	0	1	26
Green, Garrett	2-2	0-0	0-0	8	2	4	0	0	0	0	13
Farrer, Alex	0-1	0-1	0-0	2	1	0	0	1	0	0	12
TEAM				3							
Totals.....	35-65	7-19	11-15	51	16	88	18	12	7	8	200

TOTAL FG%	1st Half: 14-34 41.2%	2nd Half: 21-31 67.7%	Game: 53.8%	DB
3-Pt. FG%	1st Half: 2-11 18.2%	2nd Half: 5-8 62.5%	Game: 36.8%	REB
F Throw %	1st Half: 1-1 100%	2nd Half: 10-14 71.4%	Game: 73.3%	2

Officials: CC- Anthony Jordan; R1-Antinio Petty, R2-Patrick Evans
 Technical fouls: Southern University-None. LSU-None.
 Attendance: 7719

Score by Periods	1st	2nd	Total
Southern University	21	24	45
LSU	31	57	88

Game 8 -- Villanova 68, LSU 67 (Pizza Hut Big East/SEC Invitational)
 12/06/07 9:30 PM at Wachovia Center (Villanova, Pa.)

Player	fg-a	3fg-a	ft-a	reb	pf	tp	a	to	blk	s	min
Randolph, A. f	5-10	0-1	2-3	6	5	12	1	4	4	1	27
Temple, Garrett g	2-6	1-4	3-4	3	3	8	6	4	3	3	39
Johnson, Chris c	3-5	0-2	5-6	4	2	11	0	3	3	1	32
Thornton, M. g	6-15	1-6	2-2	13	3	15	2	2	0	1	38
Martin, Terry g	5-10	4-6	0-0	2	1	14	2	1	1	1	22
Mason, Dameon	0-2	0-0	2-7	3	3	2	0	0	3	0	18
Spencer, Bo	1-4	1-4	2-3	1	3	5	3	1	0	0	21
Green, Garrett	0-0	0-0	0-0	0	3	0	0	0	0	0	3
TEAM				7							

Game 9 -- LSU 82, Northwestern State 58
 12/15/07 7:00 pm at Maravich Center (Baton Rouge, LA)

Northwestern State 4-7												
Player	fg-a	3fg-a	ft-a	reb	pf	tp	a	to	blk	s	min	
Gilder, Trey f	2-10	0-2	3-3	3	3	7	1	3	0	1	25	
Thomas, Gerrell f	1-9	0-1	0-0	5	4	2	0	6	0	0	23	
Bargeman, Colby f	6-18	3-5	0-0	7	0	15	1	2	1	2	32	
Moody, Jerry c	2-5	0-0	0-0	14	2	4	0	0	1	0	31	
McConathy, M. g	1-6	1-4	2-2	3	4	5	2	1	0	1	13	
Knight, Dominic	0-1	0-1	0-0	1	1	0	1	1	0	0	6	
Conine, John	0-0	0-0	0-0	1	0	0	0	0	0	0	1	
McConathy, Logan	1-3	0-2	0-0	3	4	2	3	4	0	1	19	
White, Devin	3-5	0-0	2-2	3	1	8	0	2	2	1	14	
Petravicius, D.	1-3	0-0	0-0	3	1	2	1	2	0	0	14	
Hancock, Keithan	2-7	1-5	0-0	1	0	5	1	0	0	0	13	
Jones, Damon	0-1	0-1	0-0	0	0	0	1	0	0	0	3	
Anglin, John A.	2-2	2-2	0-0	1	0	6	0	0	0	0	3	
Porterie, Kalem	1-1	0-0	0-0	1	1	2	0	0	0	0	3	
TEAM				3	1							
Totals.....	22-71	7-23	7-7	48	23	58	11	21	4	6	200	

TOTAL FG%	1st Half: 11-33 33.3%	2nd Half: 11-38 28.9%	Game: 31.0%	DB
3-Pt. FG%	1st Half: 2-9 22.2%	2nd Half: 5-14 35.7%	Game: 30.4%	REBS
F Throw %	1st Half: 0-0 0.0%	2nd Half: 7-7 100%	Game: 100%	0

LSU 6-3												
Player	fg-a	3fg-a	ft-a	reb	pf	tp	a	to	blk	s	min	
Randolph, A. f	3-9	0-1	7-10	8	1	13	4	1	4	1	28	
Johnson, Chris f	6-8	2-2	2-2	2	1	16	1	2	1	3	23	
Thornton, M. g	7-15	4-10	4-5	5	2	22	2	2	1	3	24	
Martin, Terry g	5-11	3-6	2-2	3	2	15	4	2	0	0	29	
Temple, Garrett g	1-2	0-0	2-2	6	3	4	2	5	1	2	31	
Mason, Dameon	0-0	0-0	0-0	0	0	0	1	0	0	1	8	
Terrebonne, Greg	0-0	0-0	0-0	0	0	0	0	0	0	0	2	
Spencer, Bo	2-5	0-1	5-7	3	0	9	3	2	0	2	26	
Green, Garrett	1-3	0-0	0-0	1	1	2	0	2	0	0	11	
Farrer, Alex	0-0	0-0	1-2	2	0	1	0	1	0	0	8	
TEAM				4								
Totals.....	25-53	9-20	23-30	34	10	82	17	17	7	12	200	

TOTAL FG%	1st Half: 14-32 43.8%	2nd Half: 11-21 52.4%	Game: 47.2%	DB
3-Pt. FG%	1st Half: 4-10 40.0%	2nd Half: 5-10 50.0%	Game: 45.0%	REB
F Throw %	1st Half: 7-7 100%	2nd Half: 16-23 69.6%	Game: 76.7%	2

Officials: Doug Shows, Tim Clougherty, Earnie Pheal
 Technical fouls: Northwestern State-Moody, Jerry; TEAM. LSU-None.
 Attendance: 7809

Score by Periods	1st	2nd	Total
Northwestern State	24	34	58
LSU	39	43	82

Game 10 -- Wichita State, 67, LSU 47
 12-19-07, 7:07 p.m. at Wichita, Kan. (Charles Koch Arena)

LSU 6-4												
Player	fg-a	3fg-a	ft-a	reb	pf	tp	a	to	blk	s	min	
Randolph, A. f	3-13	0-1	0-1	3	2	6	1	0	2	4	28	
Johnson, Chris c	2-7	0-0	0-0	7	1	4	0	2	1	0	29	
Thornton, M. g	3-13	0-6	6-6	11	3	12	2	3	0	0	38	
Martin, Terry g	4-10	3-6	0-0	3	1	11	0	4	0	0	27	
Temple, Garrett g	3-7	0-4	0-0	2	3	6	2	1	1	0	31	
Spencer, Bo	1-5	1-4	1-2	1	1	4	0	1	0	1	20	
Green, Garrett	1-2	0-0	0-0	1	2	2	0	0	1	0	18	
Farrer, Alex	1-1	0-0	0-0	0	0	2	1	0	0	0	9	
TEAM				3								
Totals.....	18-58	4-21	7-9	31	13	47	6	11	5	5	200	

TOTAL FG%	1st Half: 8-29 27.6%	2nd Half: 10-29 34.5%	Game: 31.0%	DB
3-Pt. FG%	1st Half: 3-11 27.3%	2nd Half: 1-10 10.0%	Game: 19.0%	REB
F Throw %	1st Half: 1-2 50.0%	2nd Half: 6-7 85.7%	Game: 77.8%	0

Wichita St. 6-4												
Player	fg-a	3fg-a	ft-a	reb	pf	tp	a	to	blk	s	min	
Cousnard, PJ f	4-14	0-3	0-05	7	2	8	2	0	0	2	29	
Clemente, R. f	5-7	0-0	1-1	10	2	11	2	1	1	1	25	
Thomasson, P. c	4-9	0-2	7-8	4	0	15	1	0	1	0	25	
Mekel, Gal g	3-10	1-5	1-1	4	1	8	0	4	0	0	32	
Braeuer, Matt g	3-10	0-4	0-0	7	2	6	4	1	0	2	35	
Ellis, Aaron	1-2	0-0	2-2	2	3	4	0	1	0	0	14	
Preadom, Wendell	2-3	0-1	0-0	2	1	4	3	1	0	1	10	
Durley, JT	2-5	0-2	2-2	7	2	6	2	3	1	1	15	
Griskenas, Mantas	2-5	1-2	0-0	1	0	5	1	0	0	0	15	
TEAM				6								
Totals.....	26-65	2-19	13-14	50	13	67	15	11	3	7	200	

TOTAL FG%	1st Half: 11-37 29.7%	2nd Half: 15-28 53.6%	Game: 40.0%	DB
3-Pt. FG%	1st Half: 0-11 0.0%	2nd Half: 2-8 25.0%	Game: 10.5%	REBS
F Throw %	1st Half: 5-6 83.3%	2nd Half: 8-8 100%	Game: 92.9%	1

Officials: J.D. Collins, Gary Maxwell, Pat Driscoll
 Attendance: 10478
Score by Periods
 LSU 20 27 47
 Wichita St. 27 40 67

Game 11 -- LSU 67, Oregon State 61
 12/22/07 2:00 pm at Maravich Center (Baton Rouge, LA)

Oregon State 6-5												
Player	fg-a	3fg-a	ft-a	reb	pf	tp	a	to	blk	s	min	
Jones, Marcel f	2-5	1-1	1-3	3	0	6	0	1	0	0	27	
Giles, C.J. f	2-6	0-1	1-3	4	5	5	1	3	0	0	15	
Johnson, Omar f	5-10	0-3	3-3	3	2	13	2	4	3	0	29	
Claitt, Rickey g	0-3	0-2	0-0	4	2	0	2	1	0	1	20	
Tarver, Seth g	4-12	3-5	2-2	9	3	13	3	2	0	1	34	
Hampton, Calvin	0-0	0-0	0-0	0	4	0	0	1	0	0	7	
Tarver, Josh	2-6	0-1	0-0	6	0	4	3	1	0	0	25	
Schaftenaar, R.	6-9	2-5	0-0	9	1	14	1	1	2	0	30	
Haynes, Calvin	1-2	0-0	0-0	1	0	2	0	1	0	0	4	
Carter, Sean	2-4	0-0	0-4	1	3	4	0	4	0	0	9	
TEAM				3								
Totals.....	24-52	6-18	7-14	43	20	61	12	19	5	2	200	


TOTAL FG%	1st Half: 12-27 44.4%	2nd Half: 12-30 40.0%	Game: 42.1%	DB
3-Pt. FG%	1st Half: 3-7 42.9%	2nd Half: 3-11 27.3%	Game: 33.3%	REB
F Throw %	1st Half: 4-10 40.0%	2nd Half: 3-4 75.0%	Game: 50.0%	3

LSU 7-4												
Player	fg-a	3fg-a	ft-a	reb	pf	tp	a	to	blk	s	min	
Randolph, A. f	3-10	0-0	8-12	9	3	14	0	3	1	2	35	
Johnson, Chris c	3-5	9-9	9-9	3	4	6	1	3	2	2	29	
Thornton, M. g	6-17	6-10	2-2	6	3	20	1	2	0	2	30	
Martin, Terry g	5-18	3-11	2-2	2	2	15	6	0	1	0	40	
Temple, Garrett g	1-3	0-1	2-2	7	1	4	5	2	2	2	40	
Spencer, Bo	0-0	0-0	0-0	0	0	0	1	0	0	0	3	
Green, Garrett	2-4	1-1	1-2	1	2	6	0	0	0	0	16	
Farrer, Alex	0-0	0-0	2-2	2	0	2	1	0	0	0	7	
TEAM				3								
Totals.....	20-57	10-23	17-22	33	15	67	15	10	6	8	200	

TOTAL FG%	1st Half: 10-28 35.7%	2nd Half: 10-29 34.5%	Game: 35.1%	DB
3-Pt. FG%	1st Half: 5-9 55.6%	2nd Half: 5-14 35.7%	Game: 43.5%	REBS
F Throw %	1st Half: 13-16 81.3%	2nd Half: 4-6 66.7%	Game: 77.3%	3

Officials: Tony Greene, Pat Adams, Everett Summers
 Technical fouls: Oregon State-None. LSU-None.
 Attendance: 7713

Score by Periods	1st	2nd	Total
Oregon State	31	30	61
LSU	38	29	67



Dameon Mason

Guard/Forward • 6-6 • 190 • Senior • 1VL • Kansas City, Mo. • Marquette

2

Top Performances

Points
 Season: 5, vs. SLU, 11/12/07
 Career: 14, vs. Wright St., 12/27/06

Rebounds
 Season: 4, twice
 Career: 7, vs. Florida, 2/24/07

Field Goals Made
 Season: 2, vs. SLU, 11/12/07
 Career: 5, three times

3 PT FG Made
 Season:
 Career: 2, twice

Free Throws Made
 Season: 2, at Villanova, 12/6/07
 Career: 4, vs. Miss. Valley, 12/28/06

Assists
 Season: 2, vs. Southern, 11/30/07
 Career: 7, vs. ULM, 11/19/06

Blocks
 Season: 3, at Villanova, 12/6/07
 Career: 3, at Villanova, 12/6/07

Steals
 Season: 1, twice
 Career: 3, vs. Vanderbilt, 1/24/07

Minutes Played
 Season: 21, vs. Nicholls St., 11/28/07
 Career: 35, twice

Top Career Scoring Games

1. 14 vs. Wright State, 12/27/06
2. 13 vs. Miss. Valley, 12/28/06
3. 12 at Tulane, 12/02/06
4. 11 vs. Samford, 12/29/06
5. 10 vs. UL-Monroe, 11/19/06
6. 9 at Washington, 12/20/06
6. 9 vs. McNeese State, 11/29/06
8. 7 three times

Senior Season (2007-08)

Career high three blocks against Villanova (12/6) ... Played 21 minutes in return (11/28) ... Cleared to return to practice late Monday (11/26) ... Missed four games with viral infection on heart muscle ... Mason opened his senior year with five points in 15 minutes vs. Southeastern Louisiana (11/12) ... Mason hit 7-of-11 shots in exhibition play, averaging 7.0 points ... Averaged 8.7 points and 5.3 rebounds in the Canadian exhibition tour, hitting 50 percent from the field.

Mason's Game-by-Game Statistics

2007-08

OPPONENT	MIN	FG	3FG	FT	REB	PF/D	A	TO	BLK	STL	PTS
Southeastern La.	15	2-5	0-0	1-1	1	1/0	0	1	0	0	5
McNeese State	DNP-illness										
Oklahoma State	DNP-illness										
Chaminade	DNP-illness										
Arizona State	DNP-illness										
Nicholls State	21	1-3	0-0	0-0	4	2-0	1	2	0	0	2
Southern	15	1-4	0-0	0-0	4	4-0	2	0	0	1	2
Villanova	18	0-2	0-0	2-7	3	3-0	0	0	3	0	2
Northwestern St.	8	0-0	0-0	0-0	0	0-0	1	0	0	1	0
Wichita State	DNP-intercession classes										
Oregon State	DNP-intercession classes										
Washington											
Tulane											
Texas A&M											
Mississippi St.											
Ole Miss											
Auburn											
Vanderbilt											
Arkansas											
Auburn											
Alabama											
Tennessee											
Florida											
Kentucky											
Arkansas											
Ole Miss											
South Carolina											
Georgia											
Alabama											
Mississippi State											

Dameon Mason's Career Stats

YEAR	GP-GS	MIN/AVG	FG-FGA	PCT.	3FG-FGA	PCT.	FT-FTA	PCT.	REB-AVG	PF-FO	AST	TO	BLK	STL	PTS-AVG.
06-07	31-14	594/19.2	61-143	.427	9-28	.321	35-50	.700	93-3.0	48-1	25	40	6	16	166-5.4
07-08	5-0	77/15.4	4-14	.286	0-0	.000	3-8	.375	12-2.4	10-0	4	3	3	2	11-2.2
Totals	36-14	671/18.6	65-157	.414	9-28	.321	38-58	.655	105-2.9	58-1	29	43	9	18	177/4.9



Anthony Randolph

Forward • 6-10 • 205 • Freshman • HS • Dallas, Texas • Woodrow Wilson HS

3

Top Performances

Points

Season: 24, vs. Southern, 11/30/07
 Career: 24, vs. Southern, 11/30/07

Rebounds

Season: 13, vs. SLU, 11/12/07
 Career: 13, vs. SLU, 11/12/07

Field Goals Made

Season: 10, vs. Southern, 11/30/07
 Career: 10, vs. Southern, 11/30/07
 14

3 PT FG Made

Season: 1, twice
 Career: 1, twice

Free Throws Made

Season: 8, vs. Oregon St., 12/22/07
 Career: 8, vs. Oregon St., 12/22/07

Assists

Season: 4, vs. NW St., 12/15/07
 Career: 4, vs. NW St., 12/15/07

Blocks

Season: 6, vs. SLU, 11/12/07
 Career: 6, vs. SLU, 11/12/07

Steals

Season: 4, twice
 Career: 4, twice

Minutes Played

Season: 34, twice
 Career: 34, twice

Top Career Scoring Games

- 24 vs. Southern, 11/30/07
- 21 vs. Arizona State, 11/21/07
- 21 vs. Chaminade, 11/20/07
- 19 vs. Southeastern La., 11/12/07
- 14 vs. Oregon State, 12/22/07
- 13 vs. Northwestern St., 12/15/07
- 12 at Villanova, 12/6/07
- 12 vs. McNeese, 11/14/07
- 6 vs. Nicholls State, 11/28/07
- 6 at Wichita State, 12/20/07

SEC Freshman of the Week, Nov. 19

Jay Bilas' ESPN.com All-Maui Team, Nov. 21

Freshman Season (2007-08)

Eighth double figure scoring game with 14 against Oregon State (12/22) ... With four blocks against Northwestern State (12/15), blocked 13 shots last three games ... Fouled out for first time in Villanova game with about four minutes to go (12/6) ... Rebounded from off-night against Nicholls State (11/28) to record career high 24 points and second double double with 11 boards against Southern (11/30) ... 21 points in Maui versus Chaminade (11/20) and Arizona State (11/21) ... Named SEC Freshman of the Week (11/19) for his first two games ... Had a strong debut with his first double double against Southeastern (11/12) with 19 points, 13 rebounds ... Co-team leader in scoring, averaging 17.5 ppg and team leader in rebounds in exhibitions averaging 10 rpg ... 15-of-26 from the floor ... Second leading scorer on the Canadian exhibition tour, averaging 13.3 points per game with team best 6.7 rebounds ... Had eight blocks in three games ... Had 17 points, nine board, six blocks against York University.


Randolph's Game-by-Game Statistics

2007-08

OPPONENT	MIN	FG	3FG	FT	REB	PF/D	A	TO	BLK	STL	PTS
Southeastern La.	33	7-11	1-2	4-6	13	2/0	2	2	6	4	19
McNeese State	29	5-9	0-1	2-4	7	3/0	3	2	1	2	12
Oklahoma State	26	2-5	0-1	1-2	5	4-0	2	5	3	0	5
Chaminade	32	9-14	0-0	3-4	9	2-0	2	4	2	1	21
Arizona State	21	8-14	0-2	5-6	7	2-0	1	0	2	1	21
Nicholls State	21	3-6	0-1	0-0	7	2-0	1	2	3	3	6
Southern	26	10-14	1-2	3-5	11	1-0	1	3	5	0	24
Villanova	27	5-10	0-1	2-3	6	5-0	1	4	4	1	12
Northwestern St.	28	3-9	0-1	7-10	8	1-0	4	1	4	1	13
Wichita State	28	3-13	0-1	0-1	3	2-0	1	0	2	4	6
Oregon State	35	3-10	0-0	8-12	9	3-0	0	3	1	2	14
Washington											
Tulane											
Texas A&M											
Mississippi St.											
Ole Miss											
Auburn											
Vanderbilt											
Arkansas											
Auburn											
Alabama											
Tennessee											
Florida											
Kentucky											
Arkansas											
Ole Miss											
South Carolina											
Georgia											
Alabama											
Mississippi State											

Anthony Randolph's Career Stats

YEAR	GP-GS	MIN/AVG	FG-FGA	PCT.	3FG-FGA	PCT.	FT-FTA	PCT.	REB-AVG	PF-FO	AST	TO	BLK	STL	PTS-AVG.
07-08	11-11	319/29.0	58-115	.504	2-12	.167	35-53	.660	85-7.7	27-1	18	26	33	19	153-13.9
Totals	11-11	319/29.0	58-115	.504	2-12	.167	35-53	.660	85-7.7	27-1	18	26	33	19	153-13.9



Marcus Thornton

Guard * 6-4 * 198 * Junior * JC * Baton Rouge, La. * Kilgore College

5

Top Performances

Points

Season: 27, vs. SLU, 11/12/07
 Career: 27, vs. SLU, 11/12/07

Rebounds

Season: 13, at Villanova, 12/6/07
 Career: 13, at Villanova, 12/6/07

Field Goals Made

Season: 9, twice
 Career: 9, twice

3 PT FG Made

Season: 6, vs. Oregon St., 12/21/07
 Career: 6, vs. Oregon St., 12/21/07

Free Throws Made

Season: 7, vs. SLU, 11/12/07
 Career: 7, vs. SLU, 11/12/07

Assists

Season: 3, vs. Southern, 11/30/07
 Career: 3, vs. Southern, 11/30/07

Blocks

Season: 1, twice
 Career: 1, twice

Steals

Season: 4, vs. Southern, 11/30/07
 Career: 4, vs. Southern, 11/30/07

Minutes Played

Season: 40, twice
 Career: 40, twice

Top Career Scoring Games

1. 27 vs. SLU, 11/12/07
2. 24 vs. Nicholls State, 11/28/07
3. 24 vs. McNeese, 11/14/07
4. 22 vs. Northwestern State, 12/15/07
4. 22 vs. Southern, 11/30/07
6. 20 vs. Oregon State, 12/21/07
6. 20 vs. Okla. St., 11/19/07
8. 18 vs. Arizona State, 11/21/07
10. 15 at Villanova, 12/6/07

Junior Season (2007-08)

Hit six three-pointers in seventh 20-point game against Oregon State (12/21) ... Third double double of the season at Wichita State (12/19) Sixth 20-plus point game against Northwestern State (12/15) ... Second double double at Villanova (12/6) ... Back-to-back 20-point games with 22 points against Southern (11/30) after 24 against Nicholls State (11/28) ... Hit three-pointer that forced overtime and was ESPN's No. 2 play of the day in OT loss against Arizona State (11/21) ... Opens season with three-consecutive 20-point games -- 20 against Oklahoma State (11/19) ... Posted back-to-back 20-plus games with 24 against McNeese (11/14) ... Just short of becoming first player since 2005 to score 30 in a game for LSU with 27 in opener vs. Southeastern Louisiana (11/12) ... Leading scorer on the Canadian tour, averaging 26.0 points per game and 6.3 rebounds ... Hit 32-of-55 field goal attempts, including 11-of-25 threes ... Had 30 in the win over Guelph and 29 points and 10 rebounds against the University of Toronto.

Thornton's Game-by-Game Statistics

2007-08

OPPONENT	MIN	FG	3FG	FT	REB	PF/D	A	TO	BLK	STL	PTS
Southeastern La.	34	8-14	4-7	7-9	2	0/0	2	2	0	2	27
McNeese State	37	8-16	2-8	6-7	3	1-0	2	3	1	1	24
Oklahoma State	31	6-14	2-6	6-6	3	3-0	1	0	1	1	20
Chaminade	29	2-12	0-4	0-2	2	3-0	0	1	1	2	4
Arizona State	40	7-19	4-12	0-0	12	4-0	1	5	0	1	18
Nicholls State	35	9-15	4-8	2-3	6	1-0	1	2	1	0	24
Southern	32	9-15	4-7	0-0	7	1-0	3	1	0	4	22
Villanova	38	6-15	1-6	2-2	13	3-0	2	2	0	1	15
Northwestern St.	24	7-15	4-10	4-5	5	2-0	2	2	1	3	22
Wichita State	38	3-13	0-6	6-6	11	3-0	2	3	0	0	12
Oregon State	30	6-17	6-10	2-2	6	3-0	1	2	0	2	20
Washington											
Tulane											
Texas A&M											
Mississippi St.											
Ole Miss											
Auburn											
Vanderbilt											
Arkansas											
Auburn											
Alabama											
Tennessee											
Florida											
Kentucky											
Arkansas											
Ole Miss											
South Carolina											
Georgia											
Alabama											
Mississippi State											

Marcus Thornton's Career Stats

YEAR	GP-GS	MIN/AVG	FG-FGA	PCT.	3FG-FGA	PCT.	FT-FTA	PCT.	REB-AVG	PF-FO	AST	TO	BLK	STL	PTS-AVG.
07-08	11-11	368/33.5	71-165	.430	31-84	.369	35-42	.833	70-6.4	24-0	17	23	5	17	208-18.9
Totals	11-11	368/33.5	71-165	.430	31-84	.369	35-42	.833	70-6.4	24-0	17	23	5	17	208-18.9



Greg Terrebonne

Guard • 6-0 • 205 • Sophomore • 1VL • Galliano, La. • South Lafourche HS

10

Top Performances

Points

Season: 2, vs. Southern, 11/30/07
 Career: 2, vs. Southern, 11/30/07

Rebounds

Season:
 Career: 1, three times

Field Goals Made

Season: 1, vs. Southern, 11/30/07
 Career: 1, vs. Southern, 11/30/07

3 PT FG Made

Season:
 Career:

Free Throws Made

Season:
 Career:

Assists

Season: 2, vs. Southern, 11/30/07
 Career: 2, vs. Southern, 11/30/07

Blocks

Season:
 Career:

Steals

Season:
 Career: 1, vs. Wright St., 12/27/06

Minutes Played

Season: 2, three times
 Career: 2, three times

Top Career Scoring Games

1. 2 vs. Southern, 11/30/07

Sophomore Season (2007-08)

Much to crowd's delight got first college points against Southern (11/30) at the buzzer ... Saw first action against Nicholls State (11/29) ... Scored two points in final two minutes of exhibition, his first points scored on the LSU court.


Terrebonne's Game-by-Game Statistics

2007-08

OPPONENT	MIN	FG	3FG	FT	REB	PF/D	A	TO	BLK	STL	PTS
Southeastern La.	DNP										
McNeese State	DNP										
Oklahoma State	DNP										
Chaminade	DNP										
Arizona State	DNP										
Nicholls State	2	0-0	0-0	0-0	0	0-0	0	1	0	0	0
Southern	2	1-3	0-0	0-0	0	0-0	2	0	0	0	2
Villanova	DNP										
Northwestern St.	2	0-0	0-0	0-0	0	0-0	0	0	0	0	0
Wichita State	DNP										
Oregon State	DNP										
Washington											
Tulane											
Texas A&M											
Mississippi St.											
Ole Miss											
Auburn											
Vanderbilt											
Arkansas											
Auburn											
Alabama											
Tennessee											
Florida											
Kentucky											
Arkansas											
Ole Miss											
South Carolina											
Georgia											
Alabama											
Mississippi State											

Greg Terrebonne's Career Stats

YEAR	GP-GS	MIN/AVG	FG-FGA	PCT.	3FG-FGA	PCT.	FT-FTA	PCT.	REB-AVG	PF-FO	AST	TO	BLK	STL	PTS-AVG.
06-07	5-0	7/1.4	0-0	.000	0-0	.000	0-0	.000	3-0.6	0-0	1	1	0	1	0-0.0
07-08	3-0	6/2.0	1-3	.333	0-0	.000	0-0	.000	0-0.0	0-0	2	1	0	0	2-0.7
Totals	8-0	13/1.6	1-3	.333	0-0	.000	0-0	.000	3-0.4	0-0	3	2	0	1	2-0.3



Bo Spencer

Guard • 6-1 • 180 • Freshman • HS • Baton Rouge, La. • Glen Oaks HS

11

Top Performances

Points

Season: 14, vs. Arizona St., 11/21/07
 Career: 14, vs. Arizona St., 11/21/07

Rebounds

Season: 4, vs. Nicholls St., 11/28/07
 Career: 4, vs. Nicholls St., 11/28/07

Field Goals Made

Season: 5, vs. Arizona St., 11/21/07
 Career: 5, vs. Arizona St., 11/21/07

3 PT FG Made

Season: 4, vs. Arizona St., 11/21/07
 Career: 4, vs. Arizona St., 11/21/07

Free Throws Made

Season: 5, vs. NW State, 12/15/07
 Career: 5, vs. NW State, 12/15/07

Assists

Season: 6, vs. Southern, 11/30/07
 Career: 6, vs. Southern, 11/30/07

Blocks

Season: 1, vs. Chaminade, 11/20/07
 Career: 1, vs. Chaminade, 11/20/07

Steals

Season: 2, vs. NW State., 12/15/07
 Career: 2, vs. NW State, 12/15/07

Minutes Played

Season: 34, vs. Arizona St., 11/21/07
 Career: 34, vs. Arizona St., 11/21/07

Top Career Scoring Games

1. 14, vs. Arizona State, 11/21/07
2. 11, vs. Nicholls State, 11/28/07
2. 11, vs. Chaminade, 11/20/07
4. 10, vs. Okla. St., 11/19/07
5. 9, vs. Northwestern State, 12/15/07
6. 7, vs. SLU, 11/12/07
7. 5, at Villanova, 12/6/07
8. 4, at Wichita State, 12/19/07
9. 2, vs. McNeese, 11/14/07

Freshman Season (2007-08)

Only able to play three minutes against Oregon State (12/21) after spraining ankle in game at Wichita State (12/19) ... Failed to score against Southern (11/30), but had season best six assists, just two turnovers ... Fourth consecutive double figure game (11) against Nicholls (11/28) ... Season best 14 points against Arizona State (11/21) ... Spencer also had 11 against Chaminade (11/20) and 10 versus Oklahoma State (11/19) ... Spencer scored seven in opener vs. Southeastern (11/12) ... Spencer averaged 7.5 points per game in exhibitions, hitting 7-of-9 field goal attempts ... Averaged 8.7 points and 5.3 rebounds in the Canadian exhibition tour, hitting 50 percent from the field.


Spencer's Game-by-Game Statistics

2007-08

OPPONENT	MIN	FG	3FG	FT	REB	PF/D	A	TO	BLK	STL	PTS
Southeastern La.	21	3-3	1-1	0-0	1	1/0	2	2	0	1	7
McNeese State	12	0-0	0-0	2-2	1	0-0	0	1	0	0	2
Oklahoma State	25	3-6	2-3	2-2	1	2-0	4	4	0	1	10
Chaminade	23	4-6	3-5	0-0	3	2-0	2	2	1	0	11
Arizona State	34	5-9	4-8	0-0	2	3-0	3	2	0	0	14
Nicholls State	29	3-8	3-7	2-2	4	1-0	3	2	0	0	11
Southern	26	0-3	0-3	0-0	1	3-0	6	2	0	1	0
Villanova	21	1-4	1-4	2-3	1	3-0	3	1	0	0	5
Northwestern St.	26	2-5	0-1	5-7	3	0-0	3	2	0	2	9
Wichita State	20	1-5	1-4	1-2	1	1-0	0	1	0	1	4
Oregon State	3	0-0	0-0	0-0	0	0-0	1	0	0	0	0
Washington											
Tulane											
Texas A&M											
Mississippi St.											
Ole Miss											
Auburn											
Vanderbilt											
Arkansas											
Auburn											
Alabama											
Tennessee											
Florida											
Kentucky											
Arkansas											
Ole Miss											
South Carolina											
Georgia											
Alabama											
Mississippi State											

Bo Spencer's Career Stats

YEAR	GP-GS	MIN/AVG	FG-FGA	PCT.	3FG-FGA	PCT.	FT-FTA	PCT.	REB-AVG	PF-FO	AST	TO	BLK	STL	PTS-AVG.
07-08	11-0	240/21.8	22-49	.449	15-36	.417	14-18	.778	18-1.6	16-0	27	19	1	6	73-6.6
Totals	11-0	240/21.8	22-49	.449	15-36	.417	14-18	.778	18-1.6	16-0	27	19	1	6	73-6.6



Terry Martin

Guard • 6-6 • 207 • Junior • 1VL • Monroe, La. • Texas Tech

13

Top Performances

Points

Season: 15, twice
 Career: 23, vs. Auburn, 1/13/07

Rebounds

Season: 7, twice
 Career: 7, twice

Field Goals Made

Season: 5, five times
 Career: 8, vs. Auburn, 1/13/07

3 PT FG Made

Season: 4, at Villanova, 12/6/07
 Career: 5, twice

Free Throws Made

Season: 2, three times
 Career: 4, twice

Assists

Season: 6, vs. Oregon St., 12/21/07
 Career: 6, vs. Oregon St., 12/21/07

Blocks

Season: 3, vs. Chaminade, 11/20/07
 Career: 3, vs. Chaminade, 11/20/07

Steals

Season: 1, four times
 Career: 3, at Georgia, 1/2/807

Minutes Played

Season: 40, vs. Oregon St., 12/21/07
 Career: 40, vs. Oregon St., 12/21/07

Top Career Scoring Games

1. 23 vs. Auburn, 1/13/07
2. 19 vs La. Tech, 12/23/06
3. 18 vs. Florida, 2/24/07
4. 16 at Kentucky, 2/20/07
4. 16 at Georgia, 1/28/07
6. 15 vs. Oregon State, 12/21/07
6. 15 vs. Northwestern State, 12/15/07
6. 15 at Tennessee, 2/6/07
6. 15 vs. Ole Miss, 1/17/07
10. 14 three times

Junior Season (2007-08)

Made it five straight double figure scoring games with 15 against Oregon State (12/21) ... Also played 40 minutes in a game for the first time in career and had six assists and no turnovers against the Beavers ... Extended his double figure scoring streak to four games at Wichita (12/19) ... Back-to-back season high in points after 15 against Northwestern State (12/15) ... Season high in three-pointers (4) and points (14) at Villanova (12/6) ... Third double figure game of 11 against Southern (11/30) ... 13 points against Chaminade with three treys (11/20) ... First double figure game of year with 11 vs. McNeese (11/14) ... Scored six in opener (11/12) ... Averaged 15 points for the exhibition games after hitting 5-of-10 three-point attempts in 17-point effort against EA Sports ... Had 13 points, 5 assists against Belhaven ... Just one turnover ... Played primarily at the point guard position in Canada ... Averaging 13.0 points and 5.3 assists in the three games.

Martin's Game-by-Game Statistics

2007-08

OPPONENT	MIN	FG	3FG	FT	REB	PF/D	A	TO	BLK	STL	PTS
Southeastern La.	31	2-7	0-2	2-2	4	3-0	3	2	0	1	6
McNeese State	30	5-10	1-3	0-2	5	0-0	2	2	1	1	11
Oklahoma State	24	2-9	1-6	0-0	6	3-0	0	2	0	0	5
Chaminade	33	5-12	3-8	0-1	7	3-0	1	1	3	1	13
Arizona State	27	1-8	1-7	0-0	2	2-0	3	3	0	0	3
Nicholls State	21	2-4	0-1	0-0	2	2-0	1	3	1	0	4
Southern	25	4-11	2-5	1-2	7	0-0	1	2	0	0	11
Villanova	22	5-10	4-6	0-0	2	1-0	2	1	1	1	14
Northwestern St.	29	5-11	3-6	2-2	3	2-0	4	2	0	0	15
Wichita State	27	4-10	3-6	0-0	3	1-0	0	4	0	0	11
Oregon State	40	5-18	3-11	2-2	2	2-0	6	0	1	0	15
Washington											
Tulane											
Texas A&M											
Mississippi St.											
Ole Miss											
Auburn											
Vanderbilt											
Arkansas											
Auburn											
Alabama											
Tennessee											
Florida											
Kentucky											
Arkansas											
Ole Miss											
South Carolina											
Georgia											
Alabama											
Mississippi State											

Terry Martin's Career Stats

YEAR	GP-GS	MIN/AVG	FG-FGA	PCT.	3FG-FGA	PCT.	FT-FTA	PCT.	REB-AVG	PF-FO	AST	TO	BLK	STL	PTS-AVG.
06-07	24-16	701/29.2	93-227	.410	52-134	.388	15-26	.577	67-2.8	37-1	35	43	6	11	253-10.5
07-08	11-11	309/28.1	40-110	.364	21-61	.344	7-11	.636	43-3.9	19-0	23	22	7	4	108/9.8
Totals	35-27	1010/28.9	133-337	.395	73-195	.374	22-37	.595	110-3.1	56-1	58	65	13	15	361/10.3



Garrett Temple

Guard • 6-6 • 195 • Junior • 2VL • Baton Rouge, La. • Univeristy HS

14

Top Performances

Points
 Season: 17, vs. Okla. St., 11/19/07
 Career: 18, at Tulane, 12/2/06

Rebounds
 Season: 7, vs. Oregon St., 12/21/07
 Career: 8, four times

Field Goals Made
 Season: 4, vs. Okla. St., 11/19/07
 Career: 7, vs. McNeese, 11/29/06

3 PT FG Made
 Season: 3, vs. Okla. St., 11/19/07
 Career: 4, three times

Free Throws Made
 Season: 6, vs. Arizona St., 11/21/07
 Career: 8, vs. Florida, 2/24/07

Assists
 Season: 7, vs. Arizona St., 11/21/07
 Career: 7, seven times

Blocks
 Season: 3, at Villanova, 12/6/07
 Career: 4, vs. Auburn, 1/13/07

Steals
 Season: 3, three times
 Career: 4, twice

Minutes Played
 Season: 40, twice
 Career: 45, vs. Texas, 12/10/06

Top Career Scoring Games

1. 18 at Tulane, 12/2/06
2. 17 vs. Oklahoma State, 11/19/07
2. 17 vs. Florida, 2/24/07
2. 17 at Oregon State, 12/17/06
2. 17 vs. McNeese State, 11/29/06
6. 16 at Mississippi State, 2/3/07
6. 16 vs. Nicholls State, 11/17/06
8. 14 three times

Junior Season (2007-08)

Season high rebounds vs. Oregon State (12/21) ... Six assists at Villanova (12/6) ... Had 11 points and career equaling seven assists in loss at Arizona State ... Just one point off his career high with 17 against Oklahoma State (11/19) ... Came off the bench and had nine points in 30 minutes against McNeese (11/14) ... Failed to score in opener (11/12) ... Three points, four blocks in 19 minutes against Belhaven ... Temple did not play on the Canadian trip as he recovered from an ankle injury originally hurt on summer China trip and aggravated during a pickup game.

Temple's Game-by-Game Statistics

2007-08

OPPONENT	MIN	FG	3FG	FT	REB	PF/D	A	TO	BLK	STL	PTS
Southeastern La.	29	0-1	0-1	0-2	1	3-0	1	2	0	0	0
McNeese State	30	3-4	0-1	3-4	2	2-0	2	0	2	1	9
Oklahoma State	34	4-7	3-5	6-6	3	4-0	5	4	1	1	17
Chaminade	35	3-7	1-3	2-4	4	2-0	4	2	1	3	9
Arizona State	40	2-4	1-2	6-6	5	4-0	7	4	1	1	11
Nicholls State	32	0-2	0-2	0-1	3	2-0	2	2	1	3	0
Southern	24	1-2	0-1	1-2	4	3-0	3	1	0	1	3
Villanova	39	2-6	1-4	3-4	3	3-0	6	4	3	3	8
Northwestern St.	31	1-2	0-0	2-2	6	3-0	2	5	1	2	4
Wichita State	31	3-7	0-4	0-0	2	3-0	2	1	1	0	6
Oregon State	40	1-3	0-1	2-2	7	1-0	5	2	2	2	4
Washington											
Tulane											
Texas A&M											
Mississippi St.											
Ole Miss											
Auburn											
Vanderbilt											
Arkansas											
Auburn											
Alabama											
Tennessee											
Florida											
Kentucky											
Arkansas											
Ole Miss											
South Carolina											
Georgia											
Alabama											
Mississippi State											

Garrett Temple's Career Stats

YEAR	GP-GS	MIN/AVG	FG-FGA	PCT.	3FG-FGA	PCT.	FT-FTA	PCT.	REB-AVG	PF-FO	AST	TO	BLK	STL	PTS-AVG.
05-06	36-35	1207/33.5	65-194	.335	27-109	.248	25-37	.676	94-2.6	87-2	99	70	31	38	182-5.1
06-07	32-32	1099/34.3	91-230	.396	35-130	.269	57-70	.814	118-3.7	79-1	138	83	34	52	274-8.6
07-08	11-9	365/33.2	20-45	.444	6-24	.250	25-33	.758	40-3.6	30-0	39	27	13	17	71-6.5
Totals	79-76	2671/33.8	176-469	.375	68-263	.259	107-140	.764	252-3.2	196-3	276	180	78	107	527/6.7



Garrett Green

Forward • 6-10 • 218 • Freshman • HS • Woodland Hills, Calif. • Taft HS

20

Top Performances

Points

Season: 6, vs. Oregon St., 12/21/07
 Career: 6, vs. Oregon St., 12/21/07

Rebounds

Season: 8, vs. Southern, 11/30/07
 Career: 8, vs. Southern, 11/30/07

Field Goals Made

Season: 2, three times
 Career: 2, three times

3 PT FG Made

Season: 1, vs. Oregon St., 12/21/07
 Career: 1, vs. Oregon St., 12/21/07

Free Throws Made

Season: 1, twice
 Career: 1, twice

Assists

Season: 1, twice
 Career: 1, twice

Blocks

Season: 2, vs. Okla. St., 11/19/07
 Career: 2, vs. Okla. St., 11/19/07

Steals

Season: 1, vs. Okla. St., 11/19/07
 Career: 1, vs. Okla. St., 11/19/07

Minutes Played

Season: 18, at Wichita St., 12/19/07
 Career: 18, at Wichita St., 12/19/07

Top Career Scoring Games

1. 6 vs. Oregon State, 12/21/07
2. 4 vs. Southern, 11/30/07
2. 4 vs. Nicholls State, 11/28/07
4. 2 vs. NW State, 12/15/07
4. 2 vs. Arizona State, 11/21/07
4. 2 vs. Chaminade, 11/20/07
7. 1 vs. Oklahoma State, 11/19/07

Freshman Season (2007-08)

Played more minutes (18) at Wichita State, (12/19) Equalled career high in points and upped high in rebounds against Southern (11/30) ... Scored first field goal of career against Chaminade (11/20) ... Played 17 minutes on his first venture onto the court in Maui (11/19) ... Made his only field goal attempt against EA Sports ... Green was 1-of-4 with four points in 12 minutes against Belhaven ... Green did not play in Canada while the coaches were deciding on redshirt possibility for 2007-08.


Green's Game-by-Game Statistics

2007-08

OPPONENT	MIN	FG	3FG	FT	REB	PF/D	A	TO	BLK	STL	PTS
Southeastern La.	DNP										
McNeese State	DNP										
Oklahoma State	17	0-1	0-0	1-2	2	5-1	1	2	2	1	1
Chaminade	14	1-2	0-0	0-0	4	0-0	1	0	0	0	2
Arizona State	7	1-1	0-0	0-0	0	4-0	0	0	0	0	2
Nicholls State	7	2-3	0-0	0-1	5	0-0	0	2	0	0	4
Southern	13	2-2	0-0	0-0	8	2-0	0	0	0	0	4
Villanova	3	0-0	0-0	0-0	0	3-0	0	0	0	0	0
Northwestern St.	11	1-3	0-0	0-0	1	1-0	0	2	0	0	2
Wichita State	18	1-2	0-0	0-0	1	2-0	0	0	1	0	2
Oregon State	16	2-4	1-1	1-2	1	2-0	0	0	0	0	6
Washington											
Tulane											
Texas A&M											
Mississippi St.											
Ole Miss											
Auburn											
Vanderbilt											
Arkansas											
Auburn											
Alabama											
Tennessee											
Florida											
Kentucky											
Arkansas											
Ole Miss											
South Carolina											
Georgia											
Alabama											
Mississippi State											

Garrett Green's Career Stats

YEAR	GP-GS	MIN/AVG	FG-FGA	PCT.	3FG-FGA	PCT.	FT-FTA	PCT.	REB-AVG	PF-FO	AST	TO	BLK	STL	PTS-AVG.
07-08	9-0	106-11.8	10-18	.555	1-1	1.000	2-5	.400	22-2.4	19-1	2	6	3	1	23-2.5
Totals	9-0	106-11.8	10-18	.555	1-1	1.000	2-5	.400	22-2.4	19-1	2	6	3	1	23-2.5



Chris Johnson

Center • 6-11 • 205 • Junior • 2VL • Montross, Va. • Laurinburg (NC) Prep

21

Top Performances

Points
 Season: 20, vs. Southern, 11/30/07
 Career: 20, vs. Southern, 11/30/07

Rebounds
 Season: 11, vs. Chaminade, 11/20/07
 Career: 11, vs. Chaminade, 11/20/07

Field Goals Made
 Season: 8, twice
 Career: 8, twice

3 PT FG Made
 Season: 3, vs. Okla. St., 11/19/07
 Career: 3, vs. Okla. St., 11/19/07

Free Throws Made
 Season: 6, twice
 Career: 6, twice

Assists
 Season: 1, five times
 Career: 1, 12 times

Blocks
 Season: 6, vs. McNeese, 11/14/07
 Career: 6, vs. McNeese, 11/14/07

Steals
 Season: 3, vs. NW St., 12/15/07
 Career: 3, vs. NW St., 12/15/07

Minutes Played
 Season: 37, vs. Okla. St., 11/19/07
 Career: 37, vs. Okla. St., 11/19/07

Top Career Scoring Games

1. 20 vs. Southern, 11/30/07
2. 19 vs. Oklahoma State, 11/19/07
3. 18 vs. Chaminade, 11/20/07
4. 16 vs. Northwestern State, 12/15/07
4. 16 vs. Nicholls State, 11/28/07
6. 13 vs. Alabama, 1/31/07
7. 11 at Villanova, 12/6/07
7. 11 vs. Arizona State, 11/21/07
9. 9 vs. Arkansas, 2/10/07
9. 9 vs. Nicholls State, 11/17/06

Jay Bilas' ESPN.com All-Maui Team, Nov. 21
LSU Athlete of the Week, Nov. 22

Junior Season (2007-08)

Double figure scoring streak snapped at seven at Wichita (12/19) ... Scored in double figures in seventh straight game with 16 vs. Northwestern State (12/15) ... Made 18 straight free throws over four games before streak snapped on fifth attempt at Villanova (12/6) ... Career scoring night against Southern (11/30), for second straight game made all six free throw attempts ... Fourth straight double figure game against Nicholls State (11/29) ... Averaged 16 points for the three Maui games ... Back-to-back strong games with his first double-double against Chaminade (11/20) ... Had a career day, hitting three treys and scoring 19 points against Oklahoma State (11/19) ... Moved into the starting lineup against McNeese (11/14) with four points and six blocks ... Two points on a dunk in opener (11/12) ... Averaged 8.5 points and 5.0 rebounds in 20 minutes during the two exhibitions ... Johnson had nine points, three assists in 14 minutes in first exhibition ... Johnson averaged 9.3 points per game and 6.3 rebounds with seven blocks in the three-game exhibition tour of Canada

Johnson's Game-by-Game Statistics

2007-08

OPPONENT	MIN	FG	3FG	FT	REB	PF/D	A	TO	BLK	STL	PTS
Southeastern La.	13	1-4	0-2	0-0	2	0-0	0	0	1	1	2
McNeese State	26	2-4	0-1	0-0	3	3-0	1	2	6	0	4
Oklahoma State	37	8-9	3-4	0-0	5	2-0	1	7	0	0	19
Chaminade	34	8-15	0-1	2-3	11	1-0	1	1	3	1	18
Arizona State	21	4-5	1-1	2-2	5	5-1	1	5	2	1	11
Nicholls State	24	5-7	0-1	6-6	6	2-0	0	3	3	1	16
Southern	26	7-10	0-0	6-6	5	1-0	0	2	2	1	20
Villanova	32	3-5	0-2	5-6	4	2-0	0	3	3	1	11
Northwestern St.	33	6-8	2-2	2-2	2	1-0	1	2	1	3	16
Wichita State	29	2-7	0-0	0-0	7	1-0	0	2	1	0	4
Oregon State	29	3-5	0-0	0-0	3	4-0	1	3	2	2	6

Washington
Tulane
Texas A&M
Mississippi St.
Ole Miss
Auburn
Vanderbilt
Arkansas
Auburn
Alabama
Tennessee
Florida
Kentucky
Arkansas
Ole Miss
South Carolina
Georgia
Alabama
Mississippi State

Chris Johnson's Career Stats

YEAR	GP-GS	MIN/AVG	FG-FGA	PCT.	3FG-FGA	PCT.	FT-FTA	PCT.	REB-AVG	PF-FO	AST	TO	BLK	STL	PTS-AVG.
05-06	10-0	43/4.3	6-18	.333	0-6	.000	1-2	.500	7-0.7	2-0	3	6	3	2	13-1.3
06-07	18-2	122/6.8	24-43	.558	3-6	.500	7-11	.636	29-1.6	19-0	3	8	12	2	58-3.2
07-08	11-10	304-27.6	49-79	.620	6-14	.429	23-25	.920	53-4.8	22-1	6	30	24	11	127-11.5
Totals	39-12	469-12.0	79-140	.564	9-26	.346	31-38	.816	89-2.3	43-1	12	44	39	15	198-5.1



Alex Farrer

Guard • 6-5 • 200 • Sophomore • 1VL • Phoenix, Ariz. • St. Mary's HS

30

Top Performances

Points

Season: 4, Arizona St., 11/21/07
 Career: 5, twice

Rebounds

Season: 2, vs. Oregon St, 12/21/07
 Career: 2, five times

Field Goals Made

Season: 1, twice
 Career: 1, six times

3 PT FG Made

Season: 1, Arizona St., 11/21/07
 Career: 1, five times

Free Throws Made

Season: 2, vs. Oregon St., 12/21/07
 Career: 2, three times

Assists

Season: 2, Arizona St., 11/21/07
 Career: 2, twice

Blocks

Season:
 Career:

Steals

Season:
 Career: 1, twice

Minutes Played

Season: 22, vs. Arizona St., 11/21/07
 Career: 22, vs. Arizona St., 11/21/07

Top Career Scoring Games

1. 5 vs. McNeese State, 11/29/06
1. 5 vs. Nicholls State, 11/17/06
3. 4 vs. Arizona State, 11/21/07
4. 3 vs. South Carolina, 3/3/07
4. 3 at Kentucky, 2/20/07
6. 2 vs. Oregon State, 12/21/07
6. 2 at Wichita State, 12/19/07
6. 2 vs. UL-Monroe, 11/19/06
9. 1 vs. Northwestern State, 12/15/07
9. 1 vs. Nicholls State, 11/28/07

Sophomore Season (2007-08)

Posted points for the fourth time at Wichita (12/19) ... Came in for first time in Chaminade game (11/20), took a blow to the nose, came down and got an assist before going to the bench for treatment ... Farr failed to score in either exhibition contest ... Started one game in Canada, averaged 4.3 points per game and hit three treys.

Farrer's Game-by-Game Statistics

2007-08

OPPONENT	MIN	FG	3FG	FT	REB	PF/D	A	TO	BLK	STL	PTS
Southeastern La.	DNP										
McNeese State	DNP										
Oklahoma State	DNP										
Chaminade	0+	0-0	0-0	0-0	0	0-0	1	0	0	0	0
Arizona State	22	1-2	1-1	1-2	1	1-0	2	1	0	0	4
Nicholls State	8	0-0	0-0	1-2	1	1-0	1	2	0	0	1
Southern	2	0-0	0-0	0-0	0	0-0	0	0	0	0	0
Villanova	DNP										
Northwestern St.	8	0-0	0-0	1-2	2	0-0	0	1	0	0	1
Wichita State	9	1-1	0-0	0-0	0	0-0	1	0	0	0	2
Oregon State	7	0-0	0-0	2-2	2	0-0	1	0	0	0	2
Washington											
Tulane											
Texas A&M											
Mississippi St.											
Ole Miss											
Auburn											
Vanderbilt											
Arkansas											
Auburn											
Alabama											
Tennessee											
Florida											
Kentucky											
Arkansas											
Ole Miss											
South Carolina											
Georgia											
Alabama											
Mississippi State											

Alex Farrer's Career Stats

YEAR	GP-GS	MIN/AVG	FG-FGA	PCT.	3FG-FGA	PCT.	FT-FTA	PCT.	REB-AVG	PF-FO	AST	TO	BLK	STL	PTS-AVG.
06-07	14-0	86/6.1	5-23	.217	4-20	.200	4-6	.667	14-1.0	7-0	6	5	2	0	18-1.3
07-08	7-0	65/9.3	2-4	.500	1-2	.500	5-8	.625	8-1.1	3-0	6	5	0	0	10-1.4
Totals	21-0	151/7.2	7-27	.259	5-22	.227	9-14	.642	22-1.0	10-0	12	10	2	0	28-1.3

LSU Season Schedule/Results & Leaders (as of Dec 22, 2007)
All games

RECORD:	OVERALL	HOME	AWAY	NEUTRAL
ALL GAMES.....	(7-4)	(6-0)	(0-2)	(1-2)
CONFERENCE.....	(0-0)	(0-0)	(0-0)	(0-0)
NON-CONFERENCE.....	(7-4)	(6-0)	(0-2)	(1-2)

DATE	TIME	OPPONENT		SCORE	ATTEND	HIGH POINTS	HIGH REBOUNDS
11/12/07	7:00 pm	SOUTHEASTERN LOUISIANA	W	72-62	8171	(27)Thornton, Marcus	(13)Randolph, Anthony
11/14/07	7:00 pm	MCNEESE STATE	W	78-74	7891	(24)Thornton, Marcus	(14)Mitchell, Tasmin
11-19-07	12 p.m.	& vs OKLAHOMA STATE		77-83	L 2500	(20)Thornton, Marcus	(6)Martin, Terry
11-20-07	8:30 a.m.	& vs CHAMINADE	W	78-72	2500	(21)Randolph, Anthony	(11)Johnson, Chris
11-21-07	9 a.m.	& vs ARIZONA STATE		84-87	LOT 2500	(21)Randolph, Anthony	(12)Thornton, Marcus
11/28/07	7:00 pm	NICHOLLS STATE	W	68-41	7704	(24)Thornton, Marcus	(7)Randolph, Anthony
11/30/07	7:00 pm	SOUTHERN UNIVERSITY	W	88-45	7719	(24)Randolph, Anthony	(11)Randolph, Anthony
12/06/07	9:30 PM	# at Villanova		67-68	L 9212	(15)Thornton, Marcus	(13)Thornton, Marcus
12/15/07	7:00 pm	NORTHWESTERN STATE	W	82-58	7809	(22)Thornton, Marcus	(8)Randolph, Anthony
12-19-07	7:07 pm	at Wichita St.		47-67	L 10478	(12)Thornton, Marcus	(11)Thornton, Marcus
12/22/07	2:00 pm	OREGON STATE	W	67-61	7713	(20)Thornton, Marcus	(9)Randolph, Anthony

* SEC Games

& EA Sports Maui Invitational

Pizza Hut Big East/SEC Invitational

ATTENDANCE SUMMARY	GAMES	TOTALS	AVG/GAME
HOME.....	6	47007	7834
AWAY.....	2	19690	9845
NEUTRAL.....	3	7500	2500
TOTAL.....	11	74197	6745

LSU Combined Team Statistics (as of Dec 22, 2007)
All games

RECORD:	OVERALL	HOME	AWAY	NEUTRAL
ALL GAMES.....	(7-4)	(6-0)	(0-2)	(1-2)
CONFERENCE.....	(0-0)	(0-0)	(0-0)	(0-0)
NON-CONFERENCE.....	(7-4)	(6-0)	(0-2)	(1-2)

##	Player	GP-GS	Min--Avg	---TOTAL---		---3-PTS---		FT-FTA	Pct	----REBOUNDS----				PF	FO	A	TO	Blk	Stl	Pts	Avg					
				FG-FGA	Pct	3FG-FGA	Pct			Off	Def	Tot	Avg													
05	Thornton, Marcus...	11-11	368 33.5	71-165	.430	31-84	.369	35-42	.833	27	43	70	6.4	24	0	17	23	5	17	208	18.9					
03	Randolph, Anthony..	11-11	319 29.0	58-115	.504	2-12	.167	35-53	.660	19	66	85	7.7	27	1	18	26	33	19	153	13.9					
21	Johnson, Chris.....	11-10	304 27.6	49-79	.620	6-14	.429	23-25	.920	15	38	53	4.8	22	1	6	30	24	11	127	11.5					
13	Martin, Terry.....	11-11	309 28.1	40-110	.364	21-61	.344	7-11	.636	10	33	43	3.9	19	0	23	22	7	4	108	9.8					
01	Mitchell, Tasmin...	3-3	66 22.0	7-21	.333	0-5	.000	8-10	.800	5	12	17	5.7	8	0	6	9	1	7	22	7.3					
11	Spencer, Bo.....	11-0	240 21.8	22-49	.449	15-36	.417	14-18	.778	4	14	18	1.6	16	0	27	19	1	6	73	6.6					
14	Temple, Garrett....	11-9	365 33.2	20-45	.444	6-24	.250	25-33	.758	7	33	40	3.6	30	0	39	27	13	17	71	6.5					
20	Green, Garrett.....	9-0	106 11.8	10-18	.556	1-1	1.000	2-5	.400	5	17	22	2.4	19	1	2	6	3	1	23	2.6					
02	Mason, Dameon.....	5-0	77 15.4	4-14	.286	0-0	.000	3-8	.375	1	11	12	2.4	10	0	4	3	3	2	11	2.2					
30	Farrer, Alex.....	7-0	65 9.3	2-4	.500	1-2	.500	5-8	.625	1	7	8	1.1	3	0	6	5	0	0	10	1.4					
10	Terrebonne, Greg...	3-0	6 2.0	1-3	.333	0-0	.000	0-0	.000	0	0	0	0.0	0	0	2	1	0	0	2	0.7					
TEAM.....											16	19	35	3.2	1						1					
Total.....		11	2225	284-623	.456	83-239	.347	157-213	.737	110	293	403	36.6	179	3	150	172	90	84	808	73.5					
Opponents.....		11	2225	264-691	.382	70-228	.307	120-182	.659	165	262	427	38.8	201	6	120	173	33	87	718	65.3					

TEAM STATISTICS	LS	OPP	DATE	OPPONENT	W/L	SCORE	ATTEND
SCORING.....	808	718	11/12/07	SOUTHEASTERN LOUISIANA	W	72-62	8171
Points per game.....	73.5	65.3	11/14/07	MCNEESE STATE	W	78-74	7891
Scoring margin.....	+8.2	-	&11-19-07	vs OKLAHOMA STATE	L	77-83	2500
FIELD GOALS-ATT.....	284-623	264-691	&11-20-07	vs CHAMINADE	W	78-72	2500
Field goal pct.....	.456	.382	&11-21-07	vs ARIZONA STATE	LOT	84-87	2500
3 POINT FG-ATT.....	83-239	70-228	11/28/07	NICHOLLS STATE	W	68-41	7704
3-point FG pct.....	.347	.307	11/30/07	SOUTHERN UNIVERSITY	W	88-45	7719
3-pt FG made per game..	7.5	6.4	#12/06/07	at Villanova	L	67-68	9212
FREE THROWS-ATT.....	157-213	120-182	12/15/07	NORTHWESTERN STATE	W	82-58	7809
Free throw pct.....	.737	.659	12-19-07	at Wichita St.	L	47-67	10478
REBOUNDS.....	403	427	12/22/07	OREGON STATE	W	67-61	7713
Rebounds per game.....	36.6	38.8	* SEC Games				
Rebounding margin.....	-2.2	-	& EA Sports Maui Invitational				
ASSISTS.....	150	120	# Pizza Hut Big East/SEC Invitational				
Assists per game.....	13.6	10.9					
TURNOVERS.....	172	173					
Turnovers per game.....	15.6	15.7					
Turnover margin.....	+0.1	-					
Assist/turnover ratio..	0.9	0.7					
STEALS.....	84	87					
Steals per game.....	7.6	7.9					
BLOCKS.....	90	33					
Blocks per game.....	8.2	3.0					
WINNING STREAK.....	1	-					
Home win streak.....	6	-					
ATTENDANCE.....	47007	27190					
Home games-Avg/Game....	6-7834	2-9845					
Neutral site-Avg/Game..	-	3-2500					

SCORE BY PERIODS:	1st	2nd	OT	Total
LSU.....	356	446	6	- 808
Opponents.....	334	375	9	- 718

LSU Category Leaders (as of Dec 22, 2007)
All games

FG PERCENTAGE	FG	ATT	Pct
Johnson, Chris.....	49	79	.620
Green, Garrett.....	10	18	.556
Randolph, Anthony...	58	115	.504
Farrer, Alex.....	2	4	.500
Spencer, Bo.....	22	49	.449
Temple, Garrett.....	20	45	.444
Thornton, Marcus....	71	165	.430
Martin, Terry.....	40	110	.364
Terrebonne, Greg....	1	3	.333
Mitchell, Tasmin....	7	21	.333
Mason, Dameon.....	4	14	.286

3-POINT PERCENTAGE	3FG	ATT	Pct
Green, Garrett.....	1	1	1.000
Farrer, Alex.....	1	2	.500
Johnson, Chris.....	6	14	.429
Spencer, Bo.....	15	36	.417
Thornton, Marcus....	31	84	.369
Martin, Terry.....	21	61	.344
Temple, Garrett.....	6	24	.250
Randolph, Anthony...	2	12	.167
Mitchell, Tasmin....	0	5	.000

FT PERCENTAGE	FT	ATT	Pct
Johnson, Chris.....	23	25	.920
Thornton, Marcus....	35	42	.833
Mitchell, Tasmin....	8	10	.800
Spencer, Bo.....	14	18	.778
Temple, Garrett.....	25	33	.758
Randolph, Anthony...	35	53	.660
Martin, Terry.....	7	11	.636
Farrer, Alex.....	5	8	.625
Green, Garrett.....	2	5	.400
Mason, Dameon.....	3	8	.375

POINTS	G	Pts	Pts/G
Thornton, Marcus....	11	208	18.9
Randolph, Anthony...	11	153	13.9
Johnson, Chris.....	11	127	11.5
Martin, Terry.....	11	108	9.8
Spencer, Bo.....	11	73	6.6
Temple, Garrett.....	11	71	6.5
Green, Garrett.....	9	23	2.6
Mitchell, Tasmin....	3	22	7.3
Mason, Dameon.....	5	11	2.2
Farrer, Alex.....	7	10	1.4
Terrebonne, Greg....	3	2	0.7

FIELD GOAL ATTEMPTS	G	Att	Att/G
Thornton, Marcus....	11	165	15.0
Randolph, Anthony...	11	115	10.5
Martin, Terry.....	11	110	10.0
Johnson, Chris.....	11	79	7.2
Spencer, Bo.....	11	49	4.5

FIELD GOALS MADE	G	Made	Made/G
Thornton, Marcus....	11	71	6.5
Randolph, Anthony...	11	58	5.3
Johnson, Chris.....	11	49	4.5
Martin, Terry.....	11	40	3.6
Spencer, Bo.....	11	22	2.0

3-POINT FG ATTEMPTS	G	Att	Att/G
Thornton, Marcus....	11	84	7.6
Martin, Terry.....	11	61	5.5
Spencer, Bo.....	11	36	3.3
Temple, Garrett.....	11	24	2.2
Johnson, Chris.....	11	14	1.3

3-POINT FGS MADE	G	Made	Made/G
Thornton, Marcus....	11	31	2.8
Martin, Terry.....	11	21	1.9
Spencer, Bo.....	11	15	1.4
Johnson, Chris.....	11	6	0.5
Temple, Garrett.....	11	6	0.5

FREE THROW ATTEMPTS	G	Att	Att/G
Randolph, Anthony...	11	53	4.8
Thornton, Marcus....	11	42	3.8
Temple, Garrett.....	11	33	3.0
Johnson, Chris.....	11	25	2.3
Spencer, Bo.....	11	18	1.6

FREE THROWS MADE	G	Made	Made/G
Randolph, Anthony...	11	35	3.2
Thornton, Marcus....	11	35	3.2
Temple, Garrett.....	11	25	2.3
Johnson, Chris.....	11	23	2.1
Spencer, Bo.....	11	14	1.3

SCORING AVERAGE	G	Pts	Avg/G
Thornton, Marcus....	11	208	18.9
Randolph, Anthony...	11	153	13.9
Johnson, Chris.....	11	127	11.5
Martin, Terry.....	11	108	9.8
Mitchell, Tasmin....	3	22	7.3
Spencer, Bo.....	11	73	6.6
Temple, Garrett.....	11	71	6.5
Green, Garrett.....	9	23	2.6
Mason, Dameon.....	5	11	2.2
Farrer, Alex.....	7	10	1.4
Terrebonne, Greg....	3	2	0.7
TEAM.....	11	0	0.0

LSU Category Leaders (as of Dec 22, 2007)
All games

REBOUNDS	G	Reb	Reb/G
Randolph, Anthony...	11	85	7.7
Thornton, Marcus....	11	70	6.4
Johnson, Chris.....	11	53	4.8
Martin, Terry.....	11	43	3.9
Temple, Garrett.....	11	40	3.6

REBOUND AVERAGE	G	Reb	Avg/G
Randolph, Anthony...	11	85	7.7
Thornton, Marcus....	11	70	6.4
Mitchell, Tasmin....	3	17	5.7
Johnson, Chris.....	11	53	4.8
Martin, Terry.....	11	43	3.9

OFFENSIVE REBOUNDS	G	No.	Avg/G
Thornton, Marcus....	11	27	2.5
Randolph, Anthony...	11	19	1.7
Johnson, Chris.....	11	15	1.4
Martin, Terry.....	11	10	0.9
Temple, Garrett.....	11	7	0.6

DEFENSIVE REBOUNDS	G	No.	Avg/G
Randolph, Anthony...	11	66	6.0
Thornton, Marcus....	11	43	3.9
Johnson, Chris.....	11	38	3.5
Martin, Terry.....	11	33	3.0
Temple, Garrett.....	11	33	3.0

FOULS	G	No.	Per/G
Temple, Garrett.....	11	30	2.7
Randolph, Anthony...	11	27	2.5
Thornton, Marcus....	11	24	2.2
Johnson, Chris.....	11	22	2.0
Martin, Terry.....	11	19	1.7
Green, Garrett.....	9	19	2.1

FOULOUTS	G	No.
Randolph, Anthony...	11	1
Green, Garrett.....	9	1
Johnson, Chris.....	11	1

ASSISTS	G	No.	A/G
Temple, Garrett.....	11	39	3.5
Spencer, Bo.....	11	27	2.5
Martin, Terry.....	11	23	2.1
Randolph, Anthony...	11	18	1.6
Thornton, Marcus....	11	17	1.5

STEALS	G	No.	S/G
Randolph, Anthony...	11	19	1.7
Temple, Garrett.....	11	17	1.5
Thornton, Marcus....	11	17	1.5
Johnson, Chris.....	11	11	1.0
Mitchell, Tasmin....	3	7	2.3

BLOCKED SHOTS	G	No.	Blk/G
Randolph, Anthony...	11	33	3.0
Johnson, Chris.....	11	24	2.2
Temple, Garrett.....	11	13	1.2
Martin, Terry.....	11	7	0.6
Thornton, Marcus....	11	5	0.5

MINUTES	G	No.	Min/G
Thornton, Marcus....	11	368	33.5
Temple, Garrett.....	11	365	33.2
Randolph, Anthony...	11	319	29.0
Martin, Terry.....	11	309	28.1
Johnson, Chris.....	11	304	27.6

TURNOVERS	G	No.	TO/G
Johnson, Chris.....	11	30	2.7
Temple, Garrett.....	11	27	2.5
Randolph, Anthony...	11	26	2.4
Thornton, Marcus....	11	23	2.1
Martin, Terry.....	11	22	2.0

LSU Team Game-by-Game (as of Dec 22, 2007)
All games

TEAM STATISTICS

Opponent	Date	Score	W/L	---TOTAL---		--3-PTRS--		---FT-FTA---		----REBOUNDS----				PF	A	TO	Blk	Stl	Pts	Avg
				FG-FGA	Pct	3FG-FGA	Pct	Off	Def	Tot	Avg									
SOUTHEASTERN LOUISIAN	11/12/07	72-62	W	26-51	.510	6-16	.375	14-20	.700	3	26	29	29.0	15	13	14	8	11	72	72.0
MCNEESE STATE	11/14/07	78-74	W	27-56	.482	3-18	.167	21-29	.724	12	26	38	33.5	11	13	14	11	9	78	75.0
vs OKLAHOMA STATE	11-19-07	77-83	L	25-53	.472	11-25	.440	16-18	.889	9	22	31	32.7	25	14	26	7	5	77	75.7
vs CHAMINADE	11-20-07	78-72	W	32-68	.471	7-21	.333	7-14	.500	14	27	41	34.8	13	12	11	11	8	78	76.2
vs ARIZONA STATE	11-21-07	84-87	Lot	29-62	.468	12-33	.364	14-16	.875	13	24	37	35.2	25	18	20	5	4	84	77.8
NICHOLLS STATE	11/28/07	68-41	W	25-48	.521	7-20	.350	11-15	.733	13	26	39	35.8	13	10	21	9	7	68	76.2
SOUTHERN UNIVERSITY	11/30/07	88-45	W	35-65	.538	7-19	.368	11-15	.733	14	37	51	38.0	16	18	12	7	8	88	77.9
at Villanova	12/06/07	67-68	L	22-52	.423	7-23	.304	16-25	.640	9	30	39	38.1	23	14	16	14	7	67	76.5
NORTHWESTERN STATE	12/15/07	82-58	W	25-53	.472	9-20	.450	23-30	.767	5	29	34	37.7	10	17	17	7	12	82	77.1
at Wichita St.	12-19-07	47-67	L	18-58	.310	4-21	.190	7-9	.778	9	22	31	37.0	13	6	11	5	5	47	74.1
OREGON STATE	12/22/07	67-61	W	20-57	.351	10-23	.435	17-22	.773	9	24	33	36.6	15	15	10	6	8	67	73.5
LSU		808		284-623	.456	83-239	.347	157-213	.737	110	293	403	36.6	179	150	172	90	84	808	73.5
Opponents		718		264-691	.382	70-228	.307	120-182	.659	165	262	427	38.8	201	120	173	33	87	718	65.3

Games played: 11
Points/game: 73.5
FG Pct: 45.6
3FG Pct: 34.7
FT Pct: 73.7

Rebounds/game: 36.6
Assists/game: 13.6
Turnovers/game: 15.6
Assist/turnover ratio: 0.9
Steals/game: 7.6
Blocks/game: 8.2

LSU Opponent Game-by-Game (as of Dec 22, 2007)
All games

OPPONENT STATISTICS

Opponent	Date	Score	W/L	---TOTAL---		--3-PTRS--		FT-FTA		----REBOUNDS----				PF	A	TO	Blk	Stl	Pts---Avg	
				FG-FGA	Pct	3FG-FGA	Pct	Pct	Off	Def	Tot	Avg	Pts						Avg	
SOUTHEASTERN LOUISIAN	11/12/07	72-62	W	25-63	.397	4-19	.211	8-14	.571	14	24	38	38.0	20	6	16	1	7	62	62.0
MCNEESE STATE	11/14/07	78-74	W	29-64	.453	12-23	.522	4-6	.667	10	21	31	34.5	22	10	14	5	7	74	68.0
vs OKLAHOMA STATE	11-19-07	77-83	L	27-58	.466	9-20	.450	20-24	.833	11	21	32	33.7	21	12	18	3	12	83	73.0
vs CHAMINADE	11-20-07	78-72	W	27-71	.380	13-33	.394	5-7	.714	18	27	45	36.5	16	15	14	0	5	72	72.8
vs ARIZONA STATE	11-21-07	84-87	Lot	31-62	.500	6-21	.286	19-29	.655	12	22	34	36.0	18	15	14	4	9	87	75.6
NICHOLLS STATE	11/28/07	68-41	W	16-53	.302	5-24	.208	4-14	.286	16	12	28	34.7	16	10	19	0	14	41	69.8
SOUTHERN UNIVERSITY	11/30/07	88-45	W	16-65	.246	3-19	.158	10-19	.526	17	18	35	34.7	14	4	14	4	9	45	66.3
at Villanova	12/06/07	67-68	L	21-62	.339	3-9	.333	23-34	.676	17	26	43	35.8	18	10	13	4	9	68	66.5
NORTHWESTERN STATE	12/15/07	82-58	W	22-71	.310	7-23	.304	7-7	1.000	20	28	48	37.1	23	11	21	4	6	58	65.6
at Wichita St.	12-19-07	47-67	L	26-65	.400	2-19	.105	13-14	.929	17	33	50	38.4	13	15	11	3	7	67	65.7
OREGON STATE	12/22/07	67-61	W	24-57	.421	6-18	.333	7-14	.500	13	30	43	38.8	20	12	19	5	2	61	65.3
Opponents		718		264-691	.382	70-228	.307	120-182	.659	165	262	427	38.8	201	120	173	33	87	718	65.3
LSU		808		284-623	.456	83-239	.347	157-213	.737	110	293	403	36.6	179	150	172	90	84	808	73.5

Games played: 11
Points/game: 65.3
FG Pct: 38.2
3FG Pct: 30.7
FT Pct: 65.9

Rebounds/game: 38.8
Assists/game: 10.9
Turnovers/game: 15.7
Assist/turnover ratio: 0.7
Steals/game: 7.9
Blocks/game: 3.0

LSU Game-by-Game Points-Rebounds-Assists (as of Dec 22, 2007)
All games

Opponent	Date	Score	WL	01 MITCHELL, MASON, DAM	02 RANDOLPH, THORNTON, TERREBONN	03 SPENCER, B	05 MARTIN, TE	10 TEMPLE, GA	11 GREEN, GAR	13	14	20
SOUTHEASTERN LOUISIANA	11/12/07	72-62	W	6- 2- 3	5- 1- 0	19-13- 2	27- 2- 2	DNP	7- 1- 2	6- 4- 3	0- 1- 1	DNP
MCNEESE STATE	11/14/07	78-74	W	16-14- 3	DNP	12- 7- 3	24- 3- 2	DNP	2- 1- 0	11- 5- 2	9- 2- 2	DNP
vs OKLAHOMA STATE	11-19-07	77-83	L	0- 1- 0	DNP	5- 5- 2	20- 3- 1	DNP	10- 1- 4	5- 6- 0	17- 3- 5	1- 2- 1
vs CHAMINADE	11-20-07	78-72	W	DNP	DNP	21- 9- 2	4- 2- 0	DNP	11- 3- 2	13- 7- 1	9- 4- 4	2- 4- 1
vs ARIZONA STATE	11-21-07	84-87	OL	DNP	DNP	21- 7- 1	18-12- 1	DNP	14- 2- 3	3- 2- 3	11- 5- 7	2- 0- 0
NICHOLLS STATE	11/28/07	68-41	W	DNP	2- 4- 1	6- 7- 1	24- 6- 1	0- 0- 0	11- 4- 3	4- 2- 1	0- 3- 2	4- 5- 0
SOUTHERN UNIVERSITY	11/30/07	88-45	W	DNP	2- 4- 2	24-11- 1	22- 7- 3	2- 0- 2	0- 1- 6	11- 7- 1	3- 4- 3	4- 8- 0
at Villanova	12/06/07	67-68	L	DNP	2- 3- 0	12- 6- 1	15-13- 2	DNP	5- 1- 3	14- 2- 2	8- 3- 6	0- 0- 0
NORTHWESTERN STATE	12/15/07	82-58	W	DNP	0- 0- 1	13- 8- 4	22- 5- 2	0- 0- 0	9- 3- 3	15- 3- 4	4- 6- 2	2- 1- 0
at Wichita St.	12-19-07	47-67	L	DNP	DNP	6- 3- 1	12-11- 2	DNP	4- 1- 0	11- 3- 0	6- 2- 2	2- 1- 0
OREGON STATE	12/22/07	67-61	W	DNP	DNP	14- 9- 0	20- 6- 1	DNP	0- 0- 1	15- 2- 6	4- 7- 5	6- 1- 0

Opponent	Date	Score	WL	21 JOHNSON, C	30 FARRER, AL
SOUTHEASTERN LOUISIANA	11/12/07	72-62	W	2- 2- 0	DNP
MCNEESE STATE	11/14/07	78-74	W	4- 3- 1	DNP
vs OKLAHOMA STATE	11-19-07	77-83	L	19- 5- 1	DNP
vs CHAMINADE	11-20-07	78-72	W	18-11- 1	0- 0- 1
vs ARIZONA STATE	11-21-07	84-87	OL	11- 5- 1	4- 1- 2
NICHOLLS STATE	11/28/07	68-41	W	16- 6- 0	1- 1- 1
SOUTHERN UNIVERSITY	11/30/07	88-45	W	20- 5- 0	0- 2- 0
at Villanova	12/06/07	67-68	L	11- 4- 0	DNP
NORTHWESTERN STATE	12/15/07	82-58	W	16- 2- 1	1- 2- 0
at Wichita St.	12-19-07	47-67	L	4- 7- 0	2- 0- 1
OREGON STATE	12/22/07	67-61	W	6- 3- 1	2- 2- 1

LSU Team High/Low Analysis (as of Dec 22, 2007)
All games

LSU - TEAM GAME HIGHS

POINTS.....	88	vs Southern University (11/30/07)
	84	vs ARIZONA STATE (11-21-07)
	82	vs Northwestern State (12/15/07)
	78	vs CHAMINADE (11-20-07)
	78	vs McNeese State (11/14/07)
FIELD GOALS MADE.....	35	vs Southern University (11/30/07)
	32	vs CHAMINADE (11-20-07)
	29	vs ARIZONA STATE (11-21-07)
FIELD GOAL ATTEMPTS.....	68	vs CHAMINADE (11-20-07)
	65	vs Southern University (11/30/07)
	62	vs ARIZONA STATE (11-21-07)
FIELD GOAL PERCENTAGE.....	.538 (35-65)	vs Southern University (11/30/07)
	.521 (25-48)	vs Nicholls State (11/28/07)
	.510 (26-51)	vs Southeastern Louisiana (11/12/07)
3 PT FIELD GOALS MADE.....	12	vs ARIZONA STATE (11-21-07)
	11	vs OKLAHOMA STATE (11-19-07)
	10	vs Oregon State (12/22/07)
3 PT FG ATTEMPTS.....	33	vs ARIZONA STATE (11-21-07)
	25	vs OKLAHOMA STATE (11-19-07)
	23	vs Oregon State (12/22/07)
	23	at Villanova (12/06/07)
3 PT FG PERCENTAGE.....	.450 (9-20)	vs Northwestern State (12/15/07)
	.440 (11-25)	vs OKLAHOMA STATE (11-19-07)
	.435 (10-23)	vs Oregon State (12/22/07)
FREE THROWS MADE.....	23	vs Northwestern State (12/15/07)
	21	vs McNeese State (11/14/07)
	17	vs Oregon State (12/22/07)
FREE THROW ATTEMPTS.....	30	vs Northwestern State (12/15/07)
	29	vs McNeese State (11/14/07)
	25	at Villanova (12/06/07)
FREE THROW PERCENTAGE.....	.889 (16-18)	vs OKLAHOMA STATE (11-19-07)
	.875 (14-16)	vs ARIZONA STATE (11-21-07)
	.778 (7-9)	at Wichita St. (12-19-07)
REBOUNDS.....	51	vs Southern University (11/30/07)
	41	vs CHAMINADE (11-20-07)
	39	at Villanova (12/06/07)
	39	vs Nicholls State (11/28/07)
ASSISTS.....	18	vs Southern University (11/30/07)
	18	vs ARIZONA STATE (11-21-07)
	17	vs Northwestern State (12/15/07)
STEALS.....	12	vs Northwestern State (12/15/07)
	11	vs Southeastern Louisiana (11/12/07)
	9	vs McNeese State (11/14/07)
BLOCKED SHOTS.....	14	at Villanova (12/06/07)
	11	vs CHAMINADE (11-20-07)
	11	vs McNeese State (11/14/07)
TURNOVERS.....	26	vs OKLAHOMA STATE (11-19-07)
FOULS.....	25	vs ARIZONA STATE (11-21-07)
	25	vs OKLAHOMA STATE (11-19-07)
	23	at Villanova (12/06/07)

LSU High/Low Analysis (as of Dec 22, 2007)
All games

Opponent - GAME HIGHS

POINTS.....	87	vs ARIZONA STATE (11-21-07)
	83	vs OKLAHOMA STATE (11-19-07)
	74	vs McNeese State (11/14/07)
	72	vs CHAMINADE (11-20-07)
	68	at Villanova (12/06/07)
FIELD GOALS MADE.....	31	vs ARIZONA STATE (11-21-07)
	29	vs McNeese State (11/14/07)
	27	vs CHAMINADE (11-20-07)
	27	vs OKLAHOMA STATE (11-19-07)
FIELD GOAL ATTEMPTS.....	71	vs Northwestern State (12/15/07)
	71	vs CHAMINADE (11-20-07)
	65	at Wichita St. (12-19-07)
	65	vs Southern University (11/30/07)
FIELD GOAL PERCENTAGE.....	.500 (31-62)	vs ARIZONA STATE (11-21-07)
	.466 (27-58)	vs OKLAHOMA STATE (11-19-07)
	.453 (29-64)	vs McNeese State (11/14/07)
3 PT FIELD GOALS MADE.....	13	vs CHAMINADE (11-20-07)
	12	vs McNeese State (11/14/07)
	9	vs OKLAHOMA STATE (11-19-07)
3 PT FG ATTEMPTS.....	33	vs CHAMINADE (11-20-07)
	24	vs Nicholls State (11/28/07)
	23	vs Northwestern State (12/15/07)
	23	vs McNeese State (11/14/07)
3 PT FG PERCENTAGE.....	.522 (12-23)	vs McNeese State (11/14/07)
	.450 (9-20)	vs OKLAHOMA STATE (11-19-07)
	.394 (13-33)	vs CHAMINADE (11-20-07)
FREE THROWS MADE.....	23	at Villanova (12/06/07)
	20	vs OKLAHOMA STATE (11-19-07)
	19	vs ARIZONA STATE (11-21-07)
FREE THROW ATTEMPTS.....	34	at Villanova (12/06/07)
	29	vs ARIZONA STATE (11-21-07)
	24	vs OKLAHOMA STATE (11-19-07)
FREE THROW PERCENTAGE.....	1.000 (7-7)	vs Northwestern State (12/15/07)
	.929 (13-14)	at Wichita St. (12-19-07)
	.833 (20-24)	vs OKLAHOMA STATE (11-19-07)
REBOUNDS.....	50	at Wichita St. (12-19-07)
	48	vs Northwestern State (12/15/07)
	45	vs CHAMINADE (11-20-07)
ASSISTS.....	15	at Wichita St. (12-19-07)
	15	vs ARIZONA STATE (11-21-07)
	15	vs CHAMINADE (11-20-07)
STEALS.....	14	vs Nicholls State (11/28/07)
	12	vs OKLAHOMA STATE (11-19-07)
	9	at Villanova (12/06/07)
	9	vs Southern University (11/30/07)
	9	vs ARIZONA STATE (11-21-07)
BLOCKED SHOTS.....	5	vs Oregon State (12/22/07)
	5	vs McNeese State (11/14/07)
	4	vs Northwestern State (12/15/07)
	4	at Villanova (12/06/07)
	4	vs Southern University (11/30/07)
	4	vs ARIZONA STATE (11-21-07)
TURNOVERS.....	21	vs Northwestern State (12/15/07)
FOULS.....	23	vs Northwestern State (12/15/07)
	22	vs McNeese State (11/14/07)
	21	vs OKLAHOMA STATE (11-19-07)

LSU High/Low Analysis (as of Dec 22, 2007)
All games

LSU - GAME LOWS

POINTS.....	47	at Wichita St. (12-19-07)
	67	at Villanova (12/06/07)
	67	vs Oregon State (12/22/07)
	68	vs Nicholls State (11/28/07)
	72	vs Southeastern Louisiana (11/12/07)
FIELD GOALS MADE.....	18	at Wichita St. (12-19-07)
	20	vs Oregon State (12/22/07)
	22	at Villanova (12/06/07)
FIELD GOAL ATTEMPTS.....	48	vs Nicholls State (11/28/07)
	51	vs Southeastern Louisiana (11/12/07)
	52	at Villanova (12/06/07)
FIELD GOAL PERCENTAGE.....	.310 (18-58)	at Wichita St. (12-19-07)
	.351 (20-57)	vs Oregon State (12/22/07)
	.423 (22-52)	at Villanova (12/06/07)
3 PT FIELD GOALS MADE.....	3	vs McNeese State (11/14/07)
	4	at Wichita St. (12-19-07)
	6	vs Southeastern Louisiana (11/12/07)
3 PT FG ATTEMPTS.....	16	vs Southeastern Louisiana (11/12/07)
	18	vs McNeese State (11/14/07)
	19	vs Southern University (11/30/07)
3 PT FG PERCENTAGE.....	.167 (3-18)	vs McNeese State (11/14/07)
	.190 (4-21)	at Wichita St. (12-19-07)
	.304 (7-23)	at Villanova (12/06/07)
FREE THROWS MADE.....	7	vs CHAMINADE (11-20-07)
	7	at Wichita St. (12-19-07)
	11	vs Nicholls State (11/28/07)
	11	vs Southern University (11/30/07)
FREE THROW ATTEMPTS.....	9	at Wichita St. (12-19-07)
	14	vs CHAMINADE (11-20-07)
	15	vs Nicholls State (11/28/07)
	15	vs Southern University (11/30/07)
FREE THROW PERCENTAGE.....	.500 (7-14)	vs CHAMINADE (11-20-07)
	.640 (16-25)	at Villanova (12/06/07)
	.700 (14-20)	vs Southeastern Louisiana (11/12/07)
REBOUNDS.....	29	vs Southeastern Louisiana (11/12/07)
	31	vs OKLAHOMA STATE (11-19-07)
	31	at Wichita St. (12-19-07)
ASSISTS.....	6	at Wichita St. (12-19-07)
	10	vs Nicholls State (11/28/07)
	12	vs CHAMINADE (11-20-07)
STEALS.....	4	vs ARIZONA STATE (11-21-07)
	5	vs OKLAHOMA STATE (11-19-07)
	5	at Wichita St. (12-19-07)
BLOCKED SHOTS.....	5	vs ARIZONA STATE (11-21-07)
	5	at Wichita St. (12-19-07)
	6	vs Oregon State (12/22/07)
TURNOVERS.....	10	vs Oregon State (12/22/07)
FOULS.....	10	vs Northwestern State (12/15/07)
	11	vs McNeese State (11/14/07)
	13	vs CHAMINADE (11-20-07)
	13	vs Nicholls State (11/28/07)
	13	at Wichita St. (12-19-07)

LSU High/Low Analysis (as of Dec 22, 2007)
All games

Opponent - GAME LOWS

POINTS.....	41	vs Nicholls State (11/28/07)
	45	vs Southern University (11/30/07)
	58	vs Northwestern State (12/15/07)
	61	vs Oregon State (12/22/07)
	62	vs Southeastern Louisiana (11/12/07)
FIELD GOALS MADE.....	16	vs Nicholls State (11/28/07)
	16	vs Southern University (11/30/07)
	21	at Villanova (12/06/07)
FIELD GOAL ATTEMPTS.....	53	vs Nicholls State (11/28/07)
	57	vs Oregon State (12/22/07)
	58	vs OKLAHOMA STATE (11-19-07)
FIELD GOAL PERCENTAGE.....	.246 (16-65)	vs Southern University (11/30/07)
	.302 (16-53)	vs Nicholls State (11/28/07)
	.310 (22-71)	vs Northwestern State (12/15/07)
3 PT FIELD GOALS MADE.....	2	at Wichita St. (12-19-07)
	3	vs Southern University (11/30/07)
	3	at Villanova (12/06/07)
3 PT FG ATTEMPTS.....	9	at Villanova (12/06/07)
	18	vs Oregon State (12/22/07)
	19	vs Southeastern Louisiana (11/12/07)
	19	vs Southern University (11/30/07)
	19	at Wichita St. (12-19-07)
3 PT FG PERCENTAGE.....	.105 (2-19)	at Wichita St. (12-19-07)
	.158 (3-19)	vs Southern University (11/30/07)
	.208 (5-24)	vs Nicholls State (11/28/07)
FREE THROWS MADE.....	4	vs McNeese State (11/14/07)
	4	vs Nicholls State (11/28/07)
	5	vs CHAMINADE (11-20-07)
FREE THROW ATTEMPTS.....	6	vs McNeese State (11/14/07)
	7	vs CHAMINADE (11-20-07)
	7	vs Northwestern State (12/15/07)
FREE THROW PERCENTAGE.....	.286 (4-14)	vs Nicholls State (11/28/07)
	.500 (7-14)	vs Oregon State (12/22/07)
	.526 (10-19)	vs Southern University (11/30/07)
REBOUNDS.....	28	vs Nicholls State (11/28/07)
	31	vs McNeese State (11/14/07)
	32	vs OKLAHOMA STATE (11-19-07)
ASSISTS.....	4	vs Southern University (11/30/07)
	6	vs Southeastern Louisiana (11/12/07)
	10	vs McNeese State (11/14/07)
	10	vs Nicholls State (11/28/07)
	10	at Villanova (12/06/07)
STEALS.....	2	vs Oregon State (12/22/07)
	5	vs CHAMINADE (11-20-07)
	6	vs Northwestern State (12/15/07)
BLOCKED SHOTS.....	0	vs CHAMINADE (11-20-07)
	0	vs Nicholls State (11/28/07)
	1	vs Southeastern Louisiana (11/12/07)
TURNOVERS.....	11	at Wichita St. (12-19-07)
FOULS.....	13	at Wichita St. (12-19-07)
	14	vs Southern University (11/30/07)
	16	vs CHAMINADE (11-20-07)
	16	vs Nicholls State (11/28/07)

LSU Player High/Low Analysis (as of Dec 22, 2007)
All games

LSU - INDIVIDUAL GAME HIGHS

POINTS.....	27	Thornton, Marcus vs Southeastern Louisiana (11/12/07)
	24	Randolph, Anthony vs Southern University (11/30/07)
	24	Thornton, Marcus vs Nicholls State (11/28/07)
	24	Thornton, Marcus vs McNeese State (11/14/07)
	22	Thornton, Marcus vs Northwestern State (12/15/07)
	22	Thornton, Marcus vs Southern University (11/30/07)
FIELD GOALS MADE.....	10	Randolph, Anthony vs Southern University (11/30/07)
	9	Thornton, Marcus vs Southern University (11/30/07)
	9	Thornton, Marcus vs Nicholls State (11/28/07)
	9	Randolph, Anthony vs CHAMINADE (11-20-07)
	8	Randolph, Anthony vs ARIZONA STATE (11-21-07)
	8	Johnson, Chris vs CHAMINADE (11-20-07)
	8	Johnson, Chris vs OKLAHOMA STATE (11-19-07)
	8	Thornton, Marcus vs McNeese State (11/14/07)
	8	Thornton, Marcus vs Southeastern Louisiana (11/12/07)
	FIELD GOAL ATT.....	19
18		Martin, Terry vs Oregon State (12/22/07)
17		Thornton, Marcus vs Oregon State (12/22/07)
FG PCT (min 7 made).....	.889 (8-9)	Johnson, Chris vs OKLAHOMA STATE (11-19-07)
	.714 (10-14)	Randolph, Anthony vs Southern University (11/30/07)
	.700 (7-10)	Johnson, Chris vs Southern University (11/30/07)
	.643 (9-14)	Randolph, Anthony vs CHAMINADE (11-20-07)
	.636 (7-11)	Randolph, Anthony vs Southeastern Louisiana (11/12/07)
3 PT FG MADE.....	6	Thornton, Marcus vs Oregon State (12/22/07)
	4	Thornton, Marcus vs Northwestern State (12/15/07)
	4	Martin, Terry at Villanova (12/06/07)
	4	Thornton, Marcus vs Southern University (11/30/07)
	4	Thornton, Marcus vs Nicholls State (11/28/07)
	4	Spencer, Bo vs ARIZONA STATE (11-21-07)
	4	Thornton, Marcus vs ARIZONA STATE (11-21-07)
	4	Thornton, Marcus vs Southeastern Louisiana (11/12/07)
3 PT FG ATTEMPTS.....	12	Thornton, Marcus vs ARIZONA STATE (11-21-07)
	11	Martin, Terry vs Oregon State (12/22/07)
	10	Thornton, Marcus vs Oregon State (12/22/07)
	10	Thornton, Marcus vs Northwestern State (12/15/07)
3-PT FG PCT (min 4 made).....	.667 (4-6)	Martin, Terry at Villanova (12/06/07)
	.600 (6-10)	Thornton, Marcus vs Oregon State (12/22/07)
	.571 (4-7)	Thornton, Marcus vs Southern University (11/30/07)
	.571 (4-7)	Thornton, Marcus vs Southeastern Louisiana (11/12/07)
	.500 (4-8)	Thornton, Marcus vs Nicholls State (11/28/07)
	.500 (4-8)	Spencer, Bo vs ARIZONA STATE (11-21-07)
FREE THROWS MADE.....	8	Randolph, Anthony vs Oregon State (12/22/07)
	8	Mitchell, Tasmin vs McNeese State (11/14/07)
	7	Randolph, Anthony vs Northwestern State (12/15/07)
	7	Thornton, Marcus vs Southeastern Louisiana (11/12/07)
	6	Thornton, Marcus at Wichita St. (12-19-07)
	6	Johnson, Chris vs Southern University (11/30/07)
	6	Johnson, Chris vs Nicholls State (11/28/07)
	6	Temple, Garrett vs ARIZONA STATE (11-21-07)
	6	Temple, Garrett vs OKLAHOMA STATE (11-19-07)
	6	Thornton, Marcus vs OKLAHOMA STATE (11-19-07)
	6	Thornton, Marcus vs McNeese State (11/14/07)
FREE THROW ATT.....	12	Randolph, Anthony vs Oregon State (12/22/07)
	10	Randolph, Anthony vs Northwestern State (12/15/07)

	10	Mitchell, Tasmin vs McNeese State (11/14/07)
FT PCT (min 7 made).....	.800 (8-10)	Mitchell, Tasmin vs McNeese State (11/14/07)
	.778 (7-9)	Thornton, Marcus vs Southeastern Louisiana (11/12/07)
	.700 (7-10)	Randolph, Anthony vs Northwestern State (12/15/07)
	.667 (8-12)	Randolph, Anthony vs Oregon State (12/22/07)
REBOUNDS.....	14	Mitchell, Tasmin vs McNeese State (11/14/07)
	13	Thornton, Marcus at Villanova (12/06/07)
	13	Randolph, Anthony vs Southeastern Louisiana (11/12/07)
	12	Thornton, Marcus vs ARIZONA STATE (11-21-07)
	11	Thornton, Marcus at Wichita St. (12-19-07)
	11	Randolph, Anthony vs Southern University (11/30/07)
	11	Johnson, Chris vs CHAMINADE (11-20-07)
ASSISTS.....	7	Temple, Garrett vs ARIZONA STATE (11-21-07)
	6	Martin, Terry vs Oregon State (12/22/07)
	6	Temple, Garrett at Villanova (12/06/07)
	6	Spencer, Bo vs Southern University (11/30/07)
	5	Temple, Garrett vs Oregon State (12/22/07)
	5	Temple, Garrett vs OKLAHOMA STATE (11-19-07)
STEALS.....	4	Randolph, Anthony at Wichita St. (12-19-07)
	4	Thornton, Marcus vs Southern University (11/30/07)
	4	Mitchell, Tasmin vs McNeese State (11/14/07)
	4	Randolph, Anthony vs Southeastern Louisiana (11/12/07)
	3	Thornton, Marcus vs Northwestern State (12/15/07)
	3	Johnson, Chris vs Northwestern State (12/15/07)
	3	Temple, Garrett at Villanova (12/06/07)
	3	Temple, Garrett vs Nicholls State (11/28/07)
	3	Randolph, Anthony vs Nicholls State (11/28/07)
	3	Temple, Garrett vs CHAMINADE (11-20-07)
BLOCKED SHOTS.....	6	Johnson, Chris vs McNeese State (11/14/07)
	6	Randolph, Anthony vs Southeastern Louisiana (11/12/07)
	5	Randolph, Anthony vs Southern University (11/30/07)
	4	Randolph, Anthony vs Northwestern State (12/15/07)
	4	Randolph, Anthony at Villanova (12/06/07)
TURNOVERS.....	7	Johnson, Chris vs OKLAHOMA STATE (11-19-07)
FOULS.....	5	Randolph, Anthony at Villanova (12/06/07)
	5	Johnson, Chris vs ARIZONA STATE (11-21-07)
	5	Green, Garrett vs OKLAHOMA STATE (11-19-07)