



# LSU Fighting Tigers (5-2)

VS.

**Villanova Univ. (5-1) in Pizza Hut Big East/SEC Inv.**

**Dec. 6, 2007, 9:30 p.m. EST (8:30 CST) (LSU Sports Radio Network, ESPN)  
Wachovia Center -- Philadelphia, Pa.**

## 2007-08 Schedule

OPPONENT	TIME
N1 BELHAVEN (Exh.)	W, 108-57
N6 GLOBAL SPORTS (Exh.)	W, 72-68
N12 SOUTHEASTERN LA. (CST)	W, 72-62
N14 MCNEESE STATE (CST)	W, 78-74
N19 1-Oklahoma State (ESPN2)	L, 77-83
N20 1-Chaminade (ESPNU)	W, 78-72
N21 1-Arizona State (ESPN2) (ot)	L, 84-87
N28 NICHOLLS STATE (CST)	W, 68-41
N30 SOUTHERN	W, 88-45
D6 2-Villanova (ESPN)	8:30 p.m.
D15 NORTHWESTERN STATE	7 p.m.
D19 At Wichita State	7 p.m.
D22 OREGON STATE (CST)	2 p.m.
D29 WASHINGTON (FSN/SUN)	2 p.m.
J2 3-At Tulane (CSTV)	8 p.m.
J5 at Texas A&M (ESPNU)	7 p.m.
J9 MISSISSIPPI STATE *	7 p.m.
J12 at Ole Miss * (FSN/SUN)	5 p.m.
J16 AUBURN *	7 p.m.
J19 at Vanderbilt * (LF Sports)	Noon
J26 ARKANSAS * (ESPN Classic)	8 p.m.
J30 at Auburn *	7 p.m.
F2 at Alabama * (LF Sports)	2 p.m.
F9 TENNESSEE * (LF Sports)	2 p.m.
F13 at Florida * (LF Sports)	7 p.m.
F16 KENTUCKY * (LF Sports)	Noon
F20 at Arkansas * (LF Sports)	7 p.m.
F23 OLE MISS * (FSN/SUN)	5 p.m.
F27 at South Carolina *	6:30 p.m.
M2 GEORGIA * (LF SPORTS)	1 p.m.
M5 ALABAMA * (CST)	7 p.m.
M8 at Mississippi State *	TBA
M13-16 4-SEC Tournament (LF, CBS)	TBA

\* - Denotes SEC Games.

1-EA Sports Maui Invitational; 2-Pizza Hut Big East/SEC Invitational;  
3-New Orleans Arena; 4-Atlanta, Ga. (Georgia Dome).

## On the Air

### TELEVISION \* ESPN

Play-by-Play: Dave Pasch  
Analyst: Bill Raftery  
Sideline: Allen Hopkins

### RADIO \* LSU Sports Radio Network

Play-by-Play: Jim Hawthorne  
Analyst/Host: Kevin Ford  
Available on XM Satellite Radio

## Series History

### Series Tied, 2-2

LAST TIME: L, 91-93, 11/24/90 (S'field, Mass.)  
AT BATON ROUGE (PMAC): 0-1  
AT PHILADELPHIA: ----  
AT NEUTRAL SITES: 2-1

## Projected LSU Starters and Notes

### G 5 Marcus Thornton (6-4, 190, Jr., Baton Rouge) 19.9 ppg, 5.0 rpg

Had his sixth 20-point game and second in succession with 22 against Southern (11/30) after 24 against Nicholls State (11/28) ... 20 treys ... Team leader in minutes player at 34.0 mpg.

### G 13 Terry Martin (6-6, 200, Jr., Monroe, La.) 7.6 ppg, 4.7 rpg

Started all seven games, plays primary minutes this year at point guard after playing last season at off guard ... Hit 52 treys last year ... Still trying to find range this year, 8-32 from arc (25%).

### C 21 Chris Johnson (6-11, 205, Jr., Montross, Va.) 12.9 ppg, 5.3 rpg, 2.4 bpg

Career high and fifth straight double figure scoring game with 20 against Southern (11/30) ... Already has more points, minutes played than his first two years combined at LSU ... 35-54 from the field ... For Maui play on Jay Bilas' ESPN.com Maui all-tourney team.

### G 14 Garrett Temple (6-6, 185, Jr., Baton Rouge, La.) 7.0 ppg, 3.1 rpg, 3.4 apg

Second on the team in minutes played at 32 a game ... Moved back into starting lineup with Mitchell injury ... Primary point guard a year ago ... About to enter school top 10 list for assists.

### F 3 Anthony Randolph (6-10, 190, Fr., Dallas, Texas) 15.4 ppg, 8.4 rpg, 3.1 bpg

SEC Freshman of the Week (11/19) ... Had 21 vs. both Chaminade (11/20) and ASU (11/21) in Maui ... Named to Jay Bilas' ESPN.com All-Maui team ... Career best 24 vs. Southern (11/30).

## Will This One Be For Invite?

Unless there is a sweep in the first three games, the LSU-Villanova game will be for either an outright win or a tie for the Big East and Southeastern Conference in this first year of the Pizza Hut Big East/SEC Invitational ... The event starts Wednesday night in Blrmingham before South Carolina and Providence and LSU and Villanova meet in the Thursday night doubleheader at the Wachovia Center.

### Last Time Out

The Tigers had a strong second half and showed some more improvement on the defensive end as the Tigers won for the 66th straight time at home against a Louisiana school as LSU downed cross-town rival Southern University, 88-45 ... The Tigers shot 67.7 percent in the second half as part of a 57-

point effort (the fourth most points in a half for LSU in the John Brady era) and had three players over 20 points in a game for the first time since Jan. 2005 and for just the third time since the 1999-2000 season.

### Tall and Lean, Not Big and Mean

That's the mantra Coach Brady has used to describe his Tigers in 2007-08 ... After years of pounding the ball down low with players like Jaime Lloreda, Brandon Bass, Tyrus Thomas and Glen Davis, this year's team is much taller but there is no one to pound the ball to the goal ... But Tigers players are among the leaders in blocked shots and LSU appears to be able to score from more options than in years past ... LSU is scoring more points, but many of LSU's young players are also learning how to play defense.

## Team Facts

### LSU

**RECORD:** 5-2  
**LAST GAME:** W, 88-45, Southern (11/30)  
**RANKINGS:** NA  
**HEAD COACH:** John Brady  
**CAREER RECORD:** 278-205 (17th year)  
**LSU RECORD:** 189-128 (11th year)  
**VS. Villanova:** First meeting

### VILLANOVA UNIVERSITY

**RECORD:** 5-1  
**LAST GAME:** W, 87-61, Penn (12/01)  
**RANKINGS:** #25 AP, #21 ESPN/USAT  
**HEAD COACH:** Jay Wright  
**CAREER RECORD:** 253-156 (14 years)  
**VU RECORD:** 131-71 (7th year)  
**VS. LSU:** First meeting

**LSU Sports Information**  
PO Box 25095, Baton Rouge, LA 70894

**Basketball Contact: C. Kent Lowe**  
www.LSUsports.net

**Phone - 225.578.8226**  
**Fax - 225.578.1861**

# Media Services

## John Brady Interview Opportunities

### After Practice

Coach John Brady is usually available after most practices sessions. Most practices start between 3 and 4 p.m. (depending on pre-practice video sessions and weights) and usually finish between 5 and 6 p.m. Contact Basketball SID Kent Lowe (225-578-1864) to confirm practice times.

### SEC Teleconference

The 12 SEC coaches are featured on a teleconference each Monday and Thursday January through March through the conference season. The conference starts at 10 a.m. (CST). Coach Brady is on at 10:28 a.m. CST. To access the media only number contact Kent Lowe or the Southeastern Conference Media Relations Office (205-458-3010).

## LSU Player Interview Opportunities

### Post Practice

The best time to contact LSU players is usually at the conclusion of practice. Again, please let Basketball SID Kent Lowe know your interview intentions as far in advance as possible.

### LSU Satellite Newsfeed

For more information on satellite feeds and coordinates please call Assistant Athletic Director/Television Kevin Wagner (225-578-1797).

### By Appointment, By Phone

Coach Brady is available for interviews most non-gameday mornings prior to noon. Please contact either Kent Lowe (225-578-1864) or Basketball Secretary Pam LeBlanc (225-578-8217).

### The John Brady Show, Presented by Whitney Bank on The LSU Sports Radio Network

The weekly call-in show takes place Monday at 7 p.m. from Walkon's Bistro at the corner of Nicholson and Burbank ... The show runs through the end of the regular season ... The show airs in Baton Rouge on Eagle 98.1 FM, on the Internet at [www.LSUsports.net](http://www.LSUsports.net) and on many LSU Sports Radio Network affiliates ... The show will run each Monday in December through Dec. 17 before taking Dec. 24 and 31 off ... Show will resume with a special

Tuesday edition on Jan. 8 before returning on Mondays the rest of the season.

### Inside LSU Basketball with Coach John Brady

Coach Brady's weekly TV show is on a state-wide network ... WBRZ-TV, Channel 2, will carry the show at 10:35 p.m. Sunday ... The show debuted last Sunday and will run for two more weeks before taking Dec. 23, 30 and Jan. 6 off ... The show will resume on Jan. 13 with the final show on March 9 ... Besides WBRZ-TV, the show can be seen on Cox Cable 4 in Baton Rouge Mondays at 9:30 p.m. and on Cox Sports Television (Ch. 37 on Cox Cable) on Wednesdays at 5:30 p.m. ... Other markets airing the show are KLAX-TV in Alexandria, Cox Channel 8 in Lake Charles, KEJB-TV in Monroe, KWBK in Mogan City, WGNO-TV in New Orleans and KMSS in Shreveport.

### Post Game

Coach Brady will be in the L-Club Room of the Maravich Center to visit with the media ... Requested players will be brought to the L-Club after they shower and dress and Coach Brady has finished his post-game remarks ... **THE LSU DRESSING ROOM IS CLOSED** ... To reach the L-Club, exit the building on the Southwest side and once outside turn left and go down the first set of steps to the L-Club ... The visiting team dressing

area is in the Northeast Corridor and across from the media work area ... The visiting coach has an interview area (where the pre-game meal is served) that he can use for his post-game media obligations if he wishes.

## Who to Contact

### LSU Sports Information Office

(225) 578-8226

### Asst. AD/Sports Info. Director

Michael Bonnette - [mbonnet@lsu.edu](mailto:mbonnet@lsu.edu)

### Sr. Associate SID (Basketball)

C. Kent Lowe - [clowe@lsu.edu](mailto:clowe@lsu.edu)

### Asst. Men's Basketball Contact

Alex Restrepo - [arestr1@lsu.edu](mailto:arestr1@lsu.edu)

### LSU Sports Television Network

(225) 578-1797

### Director of Television

Kevin Wagner - [jwagne2@lsu.edu](mailto:jwagne2@lsu.edu)

### Manager/Television

John Schiebe -- [jschieb@lsu.edu](mailto:jschieb@lsu.edu)

### LSU Sports Radio Network

(225) 578-1882

### Director of Radio

Jim Hawthorne - [lsuradio@lsu.edu](mailto:lsuradio@lsu.edu)

## LSU Athletics Online

### [www.LSUsports.net](http://www.LSUsports.net)

The Official Website of LSU Athletics is home to all the basketball information you need. Schedules, results, rosters, bios, statistics and game notes can be found. The **GAMEDAY** section, updated daily, has all relevant info for the upcoming game.

### <http://media.lsusports.net>

Media can access images for all LSU teams, including action shots, heads shots, logos, etc. To gain access, email Michael Bonnette or Kent Lowe. You will be assigned a login and password that will enable you to retrieve pictures. This service is for the media use only.

### [LSUsports.net/media](http://LSUsports.net/media)

Request Credentials online, Read the latest Game Notes and Submit Photo Requests.

C. Kent Lowe <a href="mailto:clowe@lsu.edu">clowe@lsu.edu</a>							
Weekly Schedule (Subject to change)							
MONDAY 3	TUESDAY 4	WEDNESDAY 5	THURSDAY 6	FRIDAY 7	SATURDAY 8	SUNDAY 9	
Practice -- 3 p.m. John Brady Radio Show at Walk-ons, 7 p.m.	Practice -- 3 p.m.	Practice TBA. Depart for Philadelphia at 10:55 a.m	Game 8 -- LSU vs. Villanova, 8:30 p.m. CST, Wachovia Center (Philadelphia). LSU Sports Radio Network, ESPN. Pizza Hut Big East/SEC Challenge	Return to Baton Rouge	OFF	OFF "Inside LSU Basketball" TV show (WBRZ, Ch. 2 in BR, 10:35 p.m.)	
MONDAY 10	TUESDAY 11	WEDNESDAY 12	THURSDAY 13	FRIDAY 14	SATURDAY 15	SUNDAY 16	
Final Exams Begin at LSU. Practice -- TBA John Brady Radio Show at Walk-Ons, 7 p.m.	Practice TBA	Practice TBA	Practice TBA	Practice TBA	Game 9 -- Northwestern State at LSU, 7 p.m. (Maravich Center), LSU Sports Radio Network. Tickets \$11, \$5 youth (ages 3-12)	Practice -- TBA "inside LSU Basketball" TV show (WBRZ, Ch. 2 in BR, 10:35 p.m.)	

# John Brady

Head Coach • 11th Year

When John Brady first put a team on the floor of the Pete Maravich Assembly Center, his Tiger squad was undermanned, undersized and underdogs.

Teams hated to play the Tigers then because John Brady coached his team hard and they responded with several strong performances against the leagues top teams, but not many wins. The strong performances continued as the years went on, but now LSU was winning.

In 11 years as head coach at LSU, John Brady has coached the LSU team as only he knows how -- with heart and passion, and knowledge of the game that makes him one of the best at in-game decisions.

The LSU Tigers, in 2006, won the SEC regular season title with a 14-2 record and won the Western Division for the second straight year. LSU has won 31 SEC games the last three years, one of the best totals in the league over the last three years, and during that time period, LSU had a streak of 19 straight conference home wins that spanned portions of four seasons from 2004-07.

The SEC Championship in 2006 was Brady's second and the school's first outright championship in 21 years.

LSU has had six consecutive winning seasons under John Brady and only three times in the program history have there been longer consecutive years of winning.

Three times, John Brady has coached the SEC Player of the Year and he has coached the SEC Freshman of the Year four times.

Brady's 184 wins are the third most wins by an LSU basketball coach and only two LSU basketball coaches have served longer tenures.

Brady's knowledge of the game and his belief in discipline and respon-

sibility for actions on and off the floor have made the program strong again, one that LSU fans are proud of.

Brady's plan isn't just taking place on a hardwood floor in the Maravich Center. He has worked hard to show the public that athletic and academic pursuits of the players should be challenged to the fullest.

That's part of the reason that LSU basketball is not only a success on the court, but in the classroom as well.

Brady came to LSU after six highly successful seasons at Samford University in Birmingham, Ala. In his six-year tenure (1992-97), he turned the team into a consistent winner, posting a record of 89-77. In Brady's six years at Samford, the team had three first-team and five second team all-league selections.

Now at LSU, the numbers are beginning to work for Brady both on and off the floor. He has had 33 players earn Academic Honor Roll status at LSU, plus 18 players who have received their degrees from LSU.

The 53-year-old Brady is the father of two daughters (Brittany-17, Brooke-13) and is married to the former Misty Champagne.

In his first 10 seasons, Brady has taken the Tigers a long way, including to college basketball's pinnacle, the NCAA Final Four. The results are a program that is solid both athletically and academically. The top athletes in the country are seriously putting LSU at the top of their lists and Brady is earning the respect of his peers in the league.

He has re-established LSU back as a national factor in college basketball and the work is being done to keep LSU there for years to come.

**1**

>NCAA Final Four Appearance (2006)

**2**

>SEC Championships  
>Sweet Sixteen Appearances (2000, 2006)

**3**

>SEC Player of the Year Selections (Swift - 2000, Bass - 2005, Davis - 2006)  
>SEC Western Division Championships (2000, 2005, 2006)

**4**

>SEC Freshman of the Year Selections (Bright - 2000, Bass - 2004, Davis - 2005, Thomas - 2006)

**6**

>Postseason tournament appearances in the last eight years

**18**

>Number of LSU players who have graduated

**33**

>Academic All-SEC honorees



## The Brady File

**NAME:** John Brady  
**BIRTH DATE:** Sept. 17, 1954 (McComb, Miss.)  
**AGE:** 53  
**HOMETOWN:** McComb, Miss.  
**WIFE:** Misty  
**CHILDREN:** Brittany (17), Brooke (13)  
**HIGH SCHOOL:** McComb HS; McComb,  
**COLLEGE:** BS, Belhaven College, 1976  
M. Ed., Mississippi State, 1977

## PLAYING EXPERIENCE

**McComb High School (McComb, Miss.)**  
**Belhaven College (Jackson, Miss.)** - 3-year starter, scored over 1,000 points for career ... Coach Charlie Rugg ... Two-time All-Southern States Conference - Inducted Fall 1997 into school athletic hall of fame.

## COACHING EXPERIENCE

**1976-77** - Graduate Assistant, Mississippi State  
**1977-82** - Head Coach, Crowley High School (Crowley, La.) - 129-49 (.725) record ... 1981 LSWA Class AAA "Coach of the Year"  
**1982-90** - Assistant Coach, Mississippi State ... First four years under coach Bob Boyd ... Last four as chief recruiter for Richard Williams.  
**1990-91** - Assistant Coach, UNO  
**1991-97** - Head Coach, Samford University, 89-77 record in six years ... left Samford as winningest coach in Samford history ... Team won TAAC West in 1996 and 1997.  
**March 25, 1997** - Named 18th LSU head coach  
**1999-2000** - LSU wins SEC West, SEC Championship; NCAA Sweet 16; SEC Coach of the Year; Runner-up, National Coach of Year.  
**2001-02** - Second round of the NIT.  
**2002-03** - NCAA Tournament appearance ... LSWA, LABC Coach of the Year.  
**2003-04** - LSU advances to the NIT.  
**2004-05** - LSU posts 12-4 record to win SEC West ... Tigers go 8-0 in league play at home, first undefeated league home record since 1981 ... Team advanced to NCAA Tournament, fourth straight post season berth.  
**2005-06** - LSU posts 14-2 record in winning SEC title, first since 2000 and first outright title in 21 years ... Tigers go 8-0 in league play at home for the second straight year ... Team goes to NAAs and defeats Iona, Texas A&M, No. 1 Duke and Texas to advance to NCAA Final Four for first time in 20 years ... Named SEC Coach of the Year, LSWA Coach of the Year and finalist for the Jim Phelan National Coach of the Year Award.  
**2006-07** - Team posts its sixth consecutive winning record.

## The John Brady Record

YEAR	SCHOOL	/---OVERALL---/		/---CONF.---/		FINISH
		W-L	PCT.	W-L	PCT.	
1991-92	Samford	11-18	.379	7-7	.500	T-3rd
1992-93	Samford	17-10	.630	7-5	.583	T-2nd
1993-94	Samford	10-18	.357	4-12	.250	8th
1994-95	Samford	16-11	.592	11-5	.687	2nd
1995-96	Samford	16-11	.592	11-5	.687	TAAC Western Division Champion
1996-97	Samford	19-9	.678	11-5	.687	TAAC Western Division Champion
<b>1997-98</b>	<b>LSU</b>	<b>9-18</b>	<b>.333</b>	<b>2-14</b>	<b>.125</b>	<b>6th-West</b>
<b>1998-99</b>	<b>LSU</b>	<b>12-15</b>	<b>.444</b>	<b>4-12</b>	<b>.250</b>	<b>6th-West</b>
<b>1999-00</b>	<b>LSU</b>	<b>28-6</b>	<b>.823</b>	<b>12-4</b>	<b>.750</b>	<b>SEC Champions; NCAA Sweet 16</b>
<b>2000-01</b>	<b>LSU</b>	<b>13-16</b>	<b>.448</b>	<b>2-14</b>	<b>.125</b>	<b>6th-West</b>
<b>2001-02</b>	<b>LSU</b>	<b>19-15</b>	<b>.559</b>	<b>6-10</b>	<b>.375</b>	<b>4th-West; NIT Second Round</b>
<b>2002-03</b>	<b>LSU</b>	<b>21-11</b>	<b>.656</b>	<b>8-8</b>	<b>.500</b>	<b>2nd-West; NCAA Tournament</b>
<b>2003-04</b>	<b>LSU</b>	<b>18-11</b>	<b>.621</b>	<b>8-8</b>	<b>.500</b>	<b>2nd-West; NIT</b>
<b>2004-05</b>	<b>LSU</b>	<b>20-10</b>	<b>.667</b>	<b>12-4</b>	<b>.750</b>	<b>1st-West; NCAA Tournament</b>
<b>2005-06</b>	<b>LSU</b>	<b>27-9</b>	<b>.750</b>	<b>14-2</b>	<b>.875</b>	<b>SEC Champions; NCAA Final Four!</b>
<b>2006-07</b>	<b>LSU</b>	<b>17-15</b>	<b>.531</b>	<b>5-11</b>	<b>.312</b>	<b>6th-West</b>
<b>2007-08</b>	<b>LSU</b>	<b>5-2</b>	<b>.714</b>			
<b>Totals</b>	<b>17 Years</b>	<b>278-205</b>	<b>.575</b>	<b>124-126</b>	<b>.496</b>	<b>2 Conf. Titles, 5 Division Titles</b>
<b>Samford</b>	<b>6 Years</b>	<b>89-77</b>	<b>.536</b>	<b>51-39</b>	<b>.567</b>	<b>2 TAAC Western Division Titles</b>
<b>LSU</b>	<b>11 Years</b>	<b>189-128</b>	<b>.596</b>	<b>73-87</b>	<b>.456</b>	<b>2 SEC-3 West Titles, 4 NAAs</b>

## CAREER SPECIALTY NUMBERS

### CAREER DOUBLE-FIGURE GAMES

Tasmin Mitchell 49  
Terry Martin 17  
Garrett Temple 17  
Marcus Thornton 6  
Chris Johnson 6  
Anthony Randolph 5  
Dameon Mason 5  
Bo Spencer 4

### CAREER DOUBLE-FIGURE REBOUNDS

Tasmin Mitchell 9  
Anthony Randolph 2  
Chris Johnson 1  
Marcus Thornton 1

### CAREER DOUBLE-DOUBLES

Tasmin Mitchell 8  
Anthony Randolph 2  
Chris Johnson 1  
Marcus Thornton 1

### CAREER THREE-POINTERS

Tasmin Mitchell 69  
Garrett Temple 67  
Terry Martin 60  
Marcus Thornton 20  
Bo Spencer 13  
Dameon Mason 9  
Chris Johnson 7  
Alex Farrer 6  
Anthony Randolph 2

### CAREER ASSISTS

Garrett Temple 261  
Tasmin Mitchell 165  
Terry Martin 46  
Dameon Mason 28  
Bo Spencer 20  
Anthony Randolph 12  
Chris Johnson 10  
Alex Farrer 10  
Marcus Thornton 10  
Garrett Green 2  
Greg Terrebonne 3

### CAREER BLOCKS

Garrett Temple 71  
Tasmin Mitchell 44  
Chris Johnson 32  
Anthony Randolph 22  
Terry Martin 11  
Dameon Mason 6  
Marcus Thornton 4  
Alex Farrer 2  
Garrett Green 2  
Bo Spencer 1

## 2007-08 LSU Men's Basketball Roster

NO.	NAME	CL.	POS.	HT.	WT.	EXP.	HOMETOWN/LAST SCHOOL
1**	Tasmin Mitchell	Jr.	F	6-7	228	2VL	Denham Springs, La./D. Spr. HS
2	Dameon Mason	Sr.	G/F	6-6	190	1VL	Kansas City, Mo./Marquette Univ.
3	Anthony Randolph	Fr.	F	6-10	205	HS	Dallas, Texas/Woodrow Wilson HS
5	Marcus Thornton	Jr.	G	6-4	198	JC	Baton Rouge, La./Kilgore College
10	Greg Terrebonne	So.	G	6-0	205	1VL	Galliano, La./South LaFourche HS
11	Bo Spencer	Fr.	G	6-1	180	HS	Baton Rouge, La./Glen Oaks HS
13	Terry Martin	Jr.	G	6-6	207	1VL	Monroe, La./Texas Tech
14	Garrett Temple	Jr.	G	6-6	195	2VL	Baton Rouge, La./University HS
20	Garrett Green	Fr.	F	6-10	218	HS	Woodland Hills, Calif./Taft HS
21	Chris Johnson	Jr.	C	6-11	205	2VL	Montross, Va./Laurinburg Prep
30	Alex Farrer	So.	G	6-5	200	1VL	Phoenix, Ariz./St. Mary's HS
32**	Quintin Thornton	Jr.	F	6-8	230	JC	Orlando, Fla./Odessa College

\*\*Injured and not dressed

**Head Coach:** John Brady (Belhaven, 1976), 11th year at LSU

**Associate Head Coach:** Butch Pierre (Mississippi State, 1984), 11th year at LSU

**Assistant Coach:** John Treloar (Belhaven, 1979), 4th year at LSU

**Assistant Coach:** Chad Dollar (Milligan, 1996), 1st year at LSU

**Director of Basketball Operations:** Jeff Clapacs (Wooster, 2007), 1st year at LSU

## Transactions

Quintin Thornton injured his left pectoral muscle in the weight room, Oct.19. Underwent surgery, out for at least two months, probable redshirt candidate ... Dameon Mason missed McNeese game (11/14) and Maui Tournament (11/19-21) with viral infection on heart muscle ... Cleared Monday (11/26) to return to practice ... Tasmin Mitchell was taken out of Oklahoma State game (11/19) after six minutes, did not play the remainder of the Maui tournament ... Has a stress reaction in the shin bone area of his left foot ... Surgery was Nov. 29 ... Eligible for medical redshirt if unable to return.

## Last Game -- LSU 88, Southern Univ. 45 (11/30 -- Baton Rouge)

LSU put together a dominating second half and took advantage of Southern's poor shooting to win going away for the second straight game ... In the process LSU won for the 66th straight consecutive game at the Maravich Center against Louisiana schools ... LSU also had three players with 20 or more points in the same game for the first time since 2005 and for the third time since the start of the 1999-2000 season ... LSU shot 67.7 percent in the second half (21-of-31) to finish at 53.8 percent (35-of-65) for the game ... LSU shot 62.5 percent for the second half at the arc (5-of-8) and finished 7-of-19 for the game ... Southern was held to just 24.6 percent field goal percentage for the game and was out rebounded by the Tigers, 52-35 ... LSU outscored Southern in the second half, 57-24 ... Anthony Randolph had his second double-double of the season with a career high 24 points and 11 rebounds with five blocks, while Marcus Thornton had 22 points and Chris Johnson had a career night of 20 points ... Garrett Green had a career high of eight rebounds and Bo Spencer a career night of six assists.

## Three Scoring 20

The Tigers had three players scoring 20 points in the win over Southern this past Friday (11/30) ... Anthony Randolph scored a career high 24, Marcus Thornton 22 and Chris Johnson a career high 20 points ... Randolph and Johnson played 26 minutes, while Thornton played 32 minutes for the Tigers in the win.

The last time three LSU players scored in 20 points was in the double overtime win over Ohio State on Jan. 15, 2005 when Darrel Mitchell had 32 points (the last LSU player to break 30 in a game), Brandon Bass (2005 SEC Player of the Year) had 29 and Antonio Hudson added 20. LSU won the game, 113-101.

The other time it happened for LSU in a regulation game was in the 1999-2000 season opener at the Maravich Center when LSU defeated Grambling State, 112-37. In the game Stromile Swift (2000 SEC co-Player of the Year) had 22 points, Ronald Dupree had 21 points and Lamont Roland had 20.

## Second Half Shooting And Scoring

In three games this season, LSU has shot over 50 percent from the field for the game and no worse than 46.8 percent in any game this season ... All of that has been set up by shooting no worse than 50 percent in any of the first seven games and twice shooting over 60 percent in the second half of games ... LSU's second half shooting percentages in the first seven games:

**Vs. Southeastern Louisiana - 14-of-24 - 58.3 percent**  
**Vs. McNeese State - 16-of-31 - 51.6 percent**  
**Vs. Oklahoma State - 18-of-30 - 60.0 percent**  
**Vs. Chaminade - 17-of-34 - 50.0 percent**  
**Vs. Arizona State (2nd half and OT) - 15-of-30 - 50.0 percent**  
**Vs. Nicholls State - 14-of-26 - 53.8 percent**  
**Vs. Southern - 21-of-31 - 67.7 percent**  
**Seven-Game Shooting in the Second Half - 115-of-204 - 56.4 percent**

LSU is averaging 45 points a game in the second half and has outscored opponents by 88 points in the final 20 minutes ... In the first halves of games so far this year, LSU is averaging 32 points and has a scoring differential of minus four ... LSU scored 57 points against Southern in the second half Friday night, the fourth best single scoring half in the John Brady era:

1. 60 -- 2nd half - Grambling (1-20-99)
2. 59 - 1st half - Centenary (1-15-03)
3. 58 - 2nd half - Tennessee (1-14-06)
4. 57 - 2nd half - Southern (11-30-07)
5. 56 - 1st half - Wyoming (11-27-99)
6. 55 - 2nd half - Southern (1-19-01)
7. 55 - 2nd half - Nicholls State (11-21-05)
8. 54 - 2nd half - Centenary (12-21-99)
9. 54 - 2nd half - Ole Miss (2-16-00)
10. 53 - 5 times - Last: Oklahoma State (11-19-07)

### Johnson, Randolph On Jay Bilas' Maui Team

Junior Chris Johnson and freshman Anthony Randolph were both on Jay Bilas' final ESPN.com All-Maui team for their performances over the three games of the EA Sports Maui Invitational ... Earlier in one of his blogs from Maui, Bilas said about Johnson, "this kid oozes potential." Johnson averaged a team best 16.0 points a game, making 20-of-29 field goals, including four treys, with a 7.0 rebound average per game ... Randolph averaged 15.7 points a game and 7.0 rebounds.

### About Villanova University

Villanova comes into the Pizza Hut Big East/SEC invitational with a 5-1 record after an 87-61 win over Penn Saturday that got the Wildcats back on the winning track after losing their final game in the Old Spice Classic in Orlando to North Carolina State (68-69) on Nov. 25 ... Villanova put the game away early scoring 53 first-half points to get a 53-22 advantage after 20 minutes ... Villanova shot 60 percent for the first half (18-of-30), 30-of-65 for the game ... Scott Reynolds had 21 points, while Corey Fisher added 13, Antonio Pena 12 and Dante Cunningham 10 ... Jay Wright is in his seventh season as the head coach at Villanova, having taken the Wildcats to each of the last three NCAA Tournaments ... His team won the 2006 Big East regular season title ... Wright was an assistant to Rollie Massimino at Villanova for five seasons before spending two years as an assistant at UNLV ... In 1994, he was named the head coach at Hofstra before coming back to Villanova ... He has an overall record of 253-156 and a Villanova record of 131-71 ... The starters for Villanova based on the last game:

- G - 01 Scottie Reynolds (So, 6-2, 190, Herndon, Va.) 17.0 ppg, 2.7 rpg, 4.3 apg**  
**G - 10 Corey Fisher (Fr., 6-1, 200, Bronx, N. Y.) 11.8 ppg, 2.0 rpg, 2.8 apg**  
**C - 05 Casiem Drummond (So, 6-10, 275, East Orange, N.J.) 7.5 ppg, 9.2 rpg**  
**G - 15 Reggie Redding (So, 6-5, 205, Philadelphia, Pa.) 8.5 ppg, 3.5 rpg, 2.5 apg**  
**F - 33 Dante Cunningham (Jr., 6-8, 230, Silver Spring, Md.) 10.7 ppg, 4.8 rpg**

This will be the fifth time these teams have met with the series tied at 2-2 ... This will be the first time the teams have met in Philadelphia in Villanova's second home, the Wachovia Center ... The teams first met in 1952 in the Sugar Bowl Classic in New Orleans with LSU winning, 100-94 ... Villanova beat LSU in the Assembly Center in 1976 (76-68) before LSU turned the tables in the first round of the NCAA Tournament in Knoxville, Tenn., in March 1990 (70-63) ... The last meeting was in the opening of the 1990-91 season in the Hall of Fame Classic in Springfield, Mass., with Villanova winning, 93-91.

### Against Ranked Teams

The Tigers will be facing a ranked team for the first time this season in Villanova ... The Tigers are 58-216 (21 percent) against teams ranked in the Associated Press poll ... LSU was 4-4 a year ago, however, against ranked teams and knocked off two teams in the Maravich Center (No. 6 Texas A&M, No. 3 Florida) that were ranked in the AP Top 10 ... LSU's last win on the road against a ranked team came on Nov. 26, 2005 when LSU beat

## SEC MEDIA DAYS POLL

### Eastern Division

TEAM	SEC	OVERALL
Tenn. (30)	180 points	
Kentucky	142 points	
Florida	103 points	
Vanderbilt	98 points	
Georgia	69 points	
S. Carolina	38 points	

### Western Division

TEAM	SEC	OVERALL
Ark. (18)	168 points	
Miss. St. (10)	148 points	
Alabama (1)	111 points	
Auburn (1)	94 points	
LSU	63 points	
Ole Miss	46 points	

## CAREER DOUBLE-DOUBLES

### TASMIN MITCHELL (8)

Game	Date	Pts	Reb
Southern	11/18/05	19	12
UL-Laf.	12/17/05	16	11
Duke	3/23/06	10	10
Texas	12/10/06	23	10
UConn	1/6/07	16	10
Ole Miss	1/17/07	19	10
Ole Miss	2/14/07	11	10
McNeese	11/14/07	16	14

### ANTHONY RANDOLPH (1)

Game	Date	Pts	Reb
SE La.	11/12/07	19	13
Southern	11/30/07	24	11

### CHRIS JOHNSON (1)

Game	Date	Pts	Reb
Chaminade	11/20/07	18	11

### MARCUS THORNTON (1)

Game	Date	Pts	Reb
Ariz. State	11/21/07	18	12

## TIGER OPPONENTS IN POLLS

	AP	ESPN/ USAT
Villanova (Dec. 6)	25	21
Texas A&M (Jan. 5)	16	14
Ole Miss (Jan. 12, Feb 23)	RV	---
Vanderbilt (Jan. 19)	23	25
Arkansas (Jan. 26, Feb. 20)	RV	RV
Tennessee (Feb. 9)	10	12
Florida (Feb. 13)	RV	RV

## THE STATISTICS

Overall	LSU	VU
Scoring Average	77.9	78.5
Opp. PPG Average	66.3	67.0
Scoring Differential	+11.6	+11.5
FG Percentage	49.4	46.1
Opp. FG Percentage	39.2	44.7
3PT FG Pct.	34.9	36.7
Opp. 3FG Pct.	32.7	43.8
3FGs per Game	7.6	7.8
FT Percentage	74.0	62.6
Rebound Avg.	38.1	38.0
Opp. Reb. Avg.	34.7	29.2
Reb. Differential	+3.4	+8.8
Assist Average	14.0	15.5
TO Average	16.9	12.2
Blocks Average	8.3	3.5
Steals Average	7.4	8.5

### LSU Scoring Runs

5-0	10
6-0	6
7-0	10
8-0	3
9-0	1
10-0	
11-0	2
12-0	
13-0	
14-0	1
15-0	

### Opp. Scoring Runs

5-0	9
6-0	5
7-0	3
8-0	4
9-0	
10-0	1
11-0	
12-0	1
13-0	
14-0	
15-0	

No. 13 West Virginia in overtime in Morgantown ... LSU is 0-4 against 25th-ranked AP teams.

### Success at Home

The Tigers were 14-4 in the Maravich Center last year, 9-1 in non-conference games ... The Tigers will enter their next home game against Northwestern State on Dec. 15 on a six-game winning streak dating back to last year ... LSU has won 14 games each of the last three years at home, but will only play 15 home games this season ... LSU is 46-7 (86.5 percent) over the last three-plus years overall and 80-6 (92.9 percent) over the ten-plus years of John Brady's tenure in non-conference games.

### The Pete Maravich Assembly Center - New Floor For 2007-08

This is the 37th season of play in the building and LSU is 418-139 in the building (75.0 percent) and 217-30 (87.8 percent) in non-conference games.

The Tigers are playing at home on a brand new wood floor that was installed earlier in the month. The floor was designed by Jason Feirman in the LSU Athletics Publications office and made by Connor Sports Flooring in Arlington, Illinois.

### On The Road

The Tigers struggled on the road a year ago with a 2-9 record with wins at Tulane and Oregon State, but the Tigers were 0-8 in the league ... In LSU's final four season of 2006, the Tigers were 7-4 on the road ... All-time, LSU is 391-568 (.408) on the road ... LSU is 1-2 away from the Maravich Center this year, having played three games away from the Maravich Center in the EA Sports Maui Invitational losing to Oklahoma State, defeating Chaminade and losing to Arizona State in overtime.

### About The Pizza Hut Big East/SEC Invitational

ESPN Regional Television in conjunction with the Big East Conference and the Southeastern Conference has created the Pizza Hut Big East/SEC Invitational, an annual two-night men's college basketball event featuring four games from two sites on ESPN and ESPN 2, Dec. 5-6.

Four different teams from each conference will be selected to participate for the next four years and the format will feature double headers played at two off-campus sites.

At the Wachovia Center in Philadelphia, South Carolina meets Providence in the opener of the doubleheader on Dec. 6 on ESPN2 prior to the LSU-Villanova on ESPN. The other doubleheader is on Dec. 5 at the Birmingham (Ala.) Jefferson Civic Center as Georgetown meets Alabama and West Virginia faces Auburn.

Teams invited to participate in the Big East/SEC Invitational are chosen by ESPN in consultation with the conferences and are based on geographic and competitive criteria.

The Big East and SEC have combined to produce four of the last five NCAA Men's Basketball Champions (Florida - 2007, 2006; UConn - 2004; Syracuse - 2003) and seven of the last 12 national champions (UConn - 1999; Kentucky 1998, 1996).

### Thornton and Randolph With Big Opening Night Games

Junior college transfer Marcus Thornton made his season debut a good one for LSU, hitting 8-of-14 field goals, including four treys, in a 27-point effort against Southeastern Louisiana ... He was just on the edge of becoming the first Tiger to score 30 points since Darrel Mitchell scored 32 in double overtime at home against Ohio State in January 2005 ... Also freshman Anthony Randolph came up big against the Lions with a double double of 19 points and 13 rebounds ... Here are how the numbers compare with other opening night first games for some other Tigers in the last 20 or so years:

**2005-06 - Tasmin Mitchell - 19 points, 12 rebounds**

**2004-05 - Glen Davis - 16 points, 13 rebounds**

**2003-04 - Brandon Bass -- 15 points, 11 rebounds**

**1999-00 - Ronald Dupree - 21 points, 8 rebounds; Lamont Roland - 20 points**

**1998-99 - Jabari Smith - 11 points, 17 rebounds**

**1996-97 - Lester Earl - 25 points, 7 rebounds**

**1994-95 - Randy Livingston - 22 points, 9 assists**

**1993-94 - Ronnie Henderson - 21 points**

**1992-93 - Sean Gipson - 23 points, 10 rebounds**

**1989-90 - Shaquille O'Neal - 10 points; Stanley Roberts - 16 points**

**1988-89 - Chris Jackson 13**

**1984-85 - John Williams - 21 points, 11 rebounds; Jose Vargas - 22 points, 10 rebounds**

Of course, one to add to that is Durand "Rudy" Macklin who in the 1976 season opener in his first game as a Tiger pulled down a school record 32 rebounds against Tulane.

## A Nice Scoring Average

Through the first seven games, junior college transfer Marcus Thornton is averaging 19.9 points a game ... Entering the week, that average ranks second in the conference ... While extremely early, Thornton finds himself in rare territory for an LSU player as no player has averaged more than 19 points to lead the LSU team in scoring since Ronnie Henderson averaged 21.8 points per game in 1996.

## Randolph One Of The Top SEC Freshman

Anthony Randolph of Dallas is making his name known as one of the top SEC freshman after seven games, averaging 15.4 points per game, 8.4 rebounds and 3.1 blocks per game ... His scoring average ranks third among league freshman, the rebound average is second among the freshman and his blocks per game average is the best among league freshman.

## Chris Johnson

The point was made in post-game comments against Nicholls State about the success Chris Johnson has had since moving into the starting lineup and again it is a case of another LSU player working hard in practice and having the patience to wait their time ... This is Johnson's time and his last five games have certainly shown his patience has been rewarded and how big a help he has been to some of the success LSU has had:

**Oklahoma State - 19 pts, five rebounds (8-9 FG)**

**Chaminade - 18 pts, 11 rebounds (first double-double, 3 blocks)**

**Arizona State - 11 pts, 5 rebounds (3 blocks)**

**Nicholls State - 16 pts, 6 rebounds (3 blocks)**

**Southern - 20 pts, 5 rebounds (2 blocks)**

For the season in seven games, Johnson has scored 90 points, 32 more than in 18 games last year and his 181 minutes is 59 more than he played all of last year ... This season he is averaging 12.9 points, 5.3 rebounds and 2.4 blocks a game.

## Johnson Has A Streak Going

Johnson at the free throw line has been a big success making 16-of-17 or 94.1 percent ... All those have come in the last four games and Johnson enters the Villanova game on a streak of 14 consecutive makes ... Johnson was six-of-six in both the Nicholls and Southern games last week ... Now Johnson has a long way to go as far as consecutive free throws go, although this already is one of the longest streaks the school has seen in recent years ... The record that crosses several games is the 35-in-a-row that Chris Jackson made in the 1989-90 season.

## Trying To Get Another Winning Season

LSU has had a winning record each of the last six seasons which is the third longest consecutive winning streak in school history ... LSU's consecutive season winning streaks:

## O Canada

The LSU season got off to an early start thanks to a three-game exhibition tour of Canada over the Labor Day weekend ... The Tigers played games and won at the University of Guelph (92-60), York University (101-67) and the University of Toronto (82-55) ... Marcus Thornton, the junior college transfer, led the Tigers on the trip averaging 26.0 points per game as the guard hit 32-of-55 field goal attempts and more importantly 11 three-pointers in 25 attempts (44 percent) ... Anthony Randolph averaged 13.3 points and a team best 6.7 rebounds, while veterans Terry Martin (13.0 points) and Mitchell (11.0 points) averaged in double figures.

LSU as a team shot 48 percent from the floor and 36.9 percent from the international three-point arc, some 30 percentage points higher than a season ago.

LSU's decision to wait until the Labor Day Weekend to go on a trip outside the United States allowed the newcomers to join the veterans on the trip and allowed for a week of practice prior to leaving for Canada.

## The Season Started Earlier

The first exhibition game on Nov. 1 marked by two days the earliest exhibition game in LSU history ... The start of the season on Nov. 12 against Southeastern Louisiana was the earliest an LSU men's basketball team has ever started the season in program history.

Last season and in the 2001-02 season, the previous earliest game was played on Nov. 17 ... In the 2005-06 season, the season started on Nov. 18.

## TIGER TRENDS

<b>LSU RECORD...</b>	<b>07-08</b>	<b>JB YRS</b>
In November	5-2	39-9
In December		51-13
In January		37-45
In February		35-43
In March		27-17
In April		0-1

### **LSU vs. AP Ranked Opponents**

At home		12-16
On the road		3-26
Neutral		8-5

### **LSU's Record in Games...**

Decided by 5 pts or less	1-1	49-45
Decided by 10 pts or less	3-2	76-75
Decided by 11 pts or more	2-0	113-53
At night	4-0	137-79
During the day	1-2	52-49
Decided in Overtime		8-7
Televised	4-2	87-82

### **LSU's Record When Scoring...**

Less than 60 points		10-54
60-69 points	1-0	50-46
70-79 points	3-1	61-25
80-89 points	1-1	40-3
90-99 points		23-0
100 or more points		5-0

### **LSU's Record When Allowing...**

Less than 60 points	2-0	97-16
60-69 points	1-0	64-36
70-79 points	2-0	23-41
80-89 points	0-2	4-32
90-99 points		0-3
100 or more points		1-0

### **LSU's Record When...**

Leading at the half	2-0	150-25
Losing at the half	1-2	31-94
Tied at the half	2-0	8-9
Lead 10 minutes left	3-0	160-23
Losing 10 minutes left	0-1	26-100
Tied 10 minutes left	1-1	3-5
Lead 5 minutes left	5-0	164-18
Losing 5 minutes left	0-1	20-103
Tied 5 minutes left	0-1	5-7

### **LSU's Record When Shooting...**

50% or higher	3-0	91-17
Less than 50%	2-2	98-111
Better than opponent	5-1	158-32
Worse than opponent	0-1	31-95
Even Shooting		0-1
More 3PT FGs than opp.	3-2	88-33

### **LSU's Record When...**

Outrebounding opp.	3-0	156-30
Outrebounded by opp.	1-3	30-91
Equal rebounds	-----	2-8

### **LSU's Record When Committing...**

Fewer TO than opp.	3-0	96-29
More TO than opp.	1-2	81-91
Equal TO	1-0	12-8
15 or fewer TO	4-0	112-53

## COACHING MARKS

### Coaching Tenure in SEC

1. Billy Donovan, Florida	12th season
<b>2. John Brady, LSU</b>	<b>11th season</b>
3. Rick Stansbury, MSU	10th season
3. Mark Gottfried, Ala.	10th season
5. Kevin Stallings, Vandy	7th season
5. Dave Odom, USC	7th season
7. Dennis Felton, UGA	5th season
8. Jeff Lebo, Auburn	4th season
9. Bruce Pearl, Tennessee	3rd season
10. Andy Kennedy, Ole Miss	2nd season
11. Billy Gillispie, Kentucky	1st season
11. John Pelphrey, Arkansas	1st season

### Coaching Tenure at LSU

1. Harry Rabenhorst	29 seasons
2. Dale Brown	25 seasons
<b>3. John Brady</b>	<b>11 seasons</b>
4. Jay McCreary	8 seasons
5. Dr. C. C. Stroud	6 seasons
5. Press Maravich	6 seasons

### Coaching Wins at LSU

1. Dale Brown	448
2. Harry Rabenhorst	340
<b>3. John Brady</b>	<b>189</b>
4. Dr. C. C. Stroud	82
4. Jay McCreary	82

### Coaching Wins in SEC

(through play on December 2)

1. Billy Donovan, Fla.	268
2. Rick Stansbury, MSU	189
<b>3. John Brady, LSU</b>	<b>189</b>
4. Mark Gottfried, Ala.	185
5. Kevin Stallings, Vandy	149
6. Dave Odom, USC	118
7. Dennis Felton, UGA	62
8. Bruce Pearl, Tennessee	53
9. Jeff Lebo, Auburn	48
10. Andy Kennedy, Ole Miss	28
11. John Pelphrey, Arkansas	6
12. Billy Gillispie, Kentucky	4

### All-Time Wins--SEC

(through play on December 2)

1. Adolph Rupp, UK	875
<b>2. Dale Brown, LSU</b>	<b>448</b>
3. C. M. Newton, UA/VU	340
<b>3. Harry Rabenhorst, LSU</b>	<b>340</b>
5. Tubby Smith	308
6. Joe B. Hall, Kentucky	297
6. Hugh Durham, Georgia	297
8. Ray Mears, Tennessee	278
8. Roy Skinner, Vanderbilt	278
10. Billy Donovan, Florida	268
---	
15. Norm Sloan, Florida	232
16. Rick Pitino, Kentucky	219
17. Joel Eaves, Auburn	214
18. Don DeVoe, Tenn, Fla.	211
19. Eddie Fogler, Vandy/SC	204
20. Bob Polk, Vanderbilt	197
21. Richard Williams, Miss. St.	191
22. Rick Stansbury, Miss. St.	189
<b>22. John Brady, LSU</b>	<b>189</b>
24. Mark Gottfried, Alabama	185
---	
30. Kevin Stallings, Vandy	149

### Close Games Went Against LSU Last Season

The close games that LSU seemed to be able to pull out in 2006 turned against LSU in 2007 ... The Tigers were 1-6 in games decided by four points or less last season:

**Wichita State -- L, 53-57**  
**Texas -- L, 75-76 (OT)**  
**Auburn -- W, 65-63**  
**Georgia -- L, 54-57**  
**Alabama -- L, 70-73**  
**Tennessee -- L, 67-70**  
**Ole Miss -- L, 70-71**

### Garrett Temple Ready to Crack a Top 10 Category

Temple, with 24 assists so far this season, is now within sight of cracking the top 10 for career assists at LSU ... Temple enters the Villanova game with 261 career assists, just six shy of Tommy Hess who right now stands in 10th with 267 for his career from 1969-72.

Temple has a good assist-to-turnover ratio again this season with 24 assists to 15 turnovers.

### Scoring Not An Issue

There is no doubt that through the first seven games, scoring is not an issue for the LSU team as they are averaging 77.9 points per game with a low of 68 points against Nicholls State (11/28), but scoring as many as 84 in overtime against Arizona State (11/21) and 88 against Southern (11/30) ... However, the Tigers are giving up 66.3 points (an average that was up over 75 prior to the Nicholls State and Southern games) and that is certainly against the tradition of the John Brady-coached teams at LSU ... In the Arizona State game, it marked only the third time in the 11-years of the Brady era that LSU has scored 80 or more points and not won the game ... The other two times came in December 2004 at Biloxi against Southern Miss when LSU lost 88-84 in overtime and in November 2005 when LSU lost at home to Houston, 84-83.

LSU is 68-3 when scoring 80 or more points in the Brady era and also a good 129-28 (82.0%) when scoring 70 or more ... The Tigers have only allowed 80 points 40 times in the Brady era and LSU is 5-35 when allowed 80 or more points.

LSU's defense did make a stand against Nicholls as they held an LSU opponent to the lowest point total since playing Nicholls in the 2002-03 opener and holding them to 24.

### Florida, LSU Still Have Best Home Win Marks

Since the start of the 2002-03 season, Florida and LSU far and away have the most home wins of any team in the Southeastern Conference (through play on Sunday):

**Florida 79**  
**LSU 74**  
**Tennessee 65**  
**Alabama 63**  
**Vanderbilt 63**  
**Kentucky 60**  
**Arkansas 58**  
**South Carolina 56**  
**Mississippi St. 54**  
**Auburn 53**  
**Georgia 51**  
**Ole Miss 48**

### Total SEC Wins Since 2005 Has LSU Near Top

LSU in the last three seasons is also near the top of the league in total conference wins:

**Florida 35**  
**Kentucky 32**  
**LSU 31**  
**Alabama 29**  
**Tennessee 28**  
**Vanderbilt 25**  
**Arkansas 23**  
**Mississippi State 22**  
**South Carolina 17**  
**Ole Miss 16**  
**Auburn 15**  
**Georgia 15**



## Louisiana Win Streak

LSU continued its home-court winning streak against Louisiana schools Wednesday against Nicholls State and Friday against Southern and now has a 66-game win streak in the Maravich Center against Louisiana schools ... LSU last lost to a Louisiana school in the PMAC on December 6, 1988 when Louisiana Tech defeated LSU, 111-109, in overtime ... The present streak started two nights later on Dec. 8, 1988 when the Tigers defeated McNeese State ... A total of 41 of those wins have come in the John Brady era ... LSU still has to get through one more game to put the streak to bed for another season as Northwestern State comes to the Maravich Center for LSU's next home game after the final exam break on Dec. 15.

## Learning To Play Without Tasmin Mitchell

The Tigers have had to learn to play without a staple of the last two years in the LSU lineup, junior forward Tasmin Mitchell ... Mitchell, who started every game in his freshman and sophomore seasons is probably out for the remainder of the year after undergoing surgery on his left ankle for a stress fracture of his shin bone ... Mitchell averaged 11.4 points a game during LSU's Final Four season in 2006 and then averaged 14.5 points last season ... Mitchell was a pre-season coaches All-SEC selection for the 2007-08 season ... Mitchell started the first three games of the season, to run his consecutive game starting streak to 71, but had to go to the bench in pain after just six minutes of the LSU-Oklahoma State game in Maui (11/21) ... He underwent surgery on Nov. 29 and while the recovery and rehab process is six-to-eight weeks, it is expected that he will use a medical redshirt and be available for two more seasons for LSU.

## John Brady in Elite Company

Brady's two SEC titles (2000, 2006) make him one of just 15 coaches in SEC history to have won at least two SEC regular season titles joining Adolph Rupp (27), Joe Hall (8), Tubby Smith (5), Dale Brown and Babe McCarthy (4), Ray Mears, C. M. Newton, Billy Donovan and Harry Rabenhorst (3) and Brady, Eddie Fogler, Rick Pitino, Nolan Richardson, Ray Skinner and John Mayer (2).

As far as Division championships, only four coaches -- Tubby Smith (7), Rick Pitino, Nolan Richardson and Billy Donovan (4) have won more division titles than John Brady.

## Brady Tied For 22nd On SEC All-Time Coaching List

Brady's 189 career wins at LSU has him listed in a tie for the 22nd winning coach all-time in the Southeastern Conference after play on Sunday ... Mississippi State coach Rick Stansbury is also at 189 wins while Alabama's Mark Gottfried is 24th at 185 career wins ... Brady needs eight wins to move into the top 20 of the year and it is conceivable that all three coaches could crack the top 20 before the end of the season.

## NBA Opened Season With 6 Former Tigers On Roster

The National Basketball Association opened its 2007-08 season last week and six former LSU Tigers were on the rosters as play began. Here's an update on how they are doing in the early season:

**Brandon Bass -- 3rd year -- Dallas Mavericks (16 games, 21.9 mpg, 10.1 ppg, 4.9 rpg)**

**Glen Davis -- rookie -- Boston Celtics (11 games, 9.7 mpg, 4.0 ppg, 2.6 rpg)**

**Ronald Dupree -- 5th year -- Detroit Pistons (1 game)**

**Shaquille O'Neal -- 16th year -- Miami Heat (16 games, 28.6 mpg, 15.6 ppg, 7.7 rpg)**

**Stromile Swift -- 8th year -- Memphis Grizzlies (15 games, 17.1 mpg, 9.0 ppg, 4.4 rpg)**

**Tyrus Thomas -- 2nd year -- Chicago Bulls (14 games, 21.1 mpg, 6.9 ppg, 5.4 rpg)**

## Three-Point Shooting

LSU hit 38 percent of its three-point attempts in Maui, 30-of-79, but gave up about the same, allowing opponents to make 37.8 percent (28-of-74) ... In the Arizona State game, LSU's 33 attempts was just seven shy of the school record for attempts ... In fact, Marcus Thornton's 12 attempts in that game was the first time anyone had attempted more than 10 three-pointers in a game since Torris Bright in 2002.

For the season, LSU is averaging 7.6 treys a game and 34.9 percent (53-of-152) ... For the season, opponents are making 7.4 a game and 32.7 percent (52-of-159) ... LSU's three-point percentage is the sixth best in the Southeastern Conference.

Individually, Marcus Thornton's percentage of 38.5 percent (20-of-52) is the 11th best in the league (min. 2.0 made per game).

LSU averaged 5.4 makes a game last season ... LSU has made more than 200 three-pointers three times - 215 in 2003, 205 in 2005 and 204 in 2002 ... LSU shot 33.7 percent from the three-point arc in 2007 ... The Tigers best percentage came in 1987, the first year of the three point field goal percentage, when LSU hit 40.1 percent.

## SCORING BREAKDOWN

CLASS	PTS	PCT.
Freshmen	176	32.3
Sophomores	7	1.3
Juniors	353	64.8
Seniors	9	1.6
SCORING	PTS	PCT.
Starters	433	79.4
Bench	112	20.5
POINTS IN PAINT	PTS	APG
LSU	214	30.6
Opponents	204	29.1
POINTS OFF TO	PTS	APG
LSU	142	20.3
Opponents	118	16.8
BENCH SCORING	PTS	APG
LSU	112	16.0
Opponents	114	16.3
FT% LAST 5 MINUTES	PCT	
LSU	30-47	63.8
Opponents	17-25	68.0
FG% LAST 5 MINUTES	PCT	
LSU	25-50	50.0
Opponents	24-68	35.3
3FG% LAST 5 MINUTES	PCT	
LSU	8-23	34.8
Opponents	3-24	12.5
W-L RECORDS OF STARTING LINEUPS		
<b>(G, G, G, F, F), (G, G, C, F, F) or (G, G, C, G, F)</b>		
1-0 -- Temple, Martin, Thornton, Randolph, Mitchell		
1-1 -- Martin, Thornton, Johnson, Randolph, Mitchell		
3-1 -- Martin, Thornton, Johnson, Temple, Randolph		
LEADING SCORERS --	Thornton 4, Randolph 3	
LEADING REBOUNDEERS --	Randolph 3, Mitchell 1, Martin 1, Johnson 1, Thornton 1	
LEADING ASSISTS --	Temple 3, Mitchell 2, Spencer 2, Martin 1, Randolph 1	
TOTAL DUNKS --	Randolph 13, Johnson 11, Temple 1, Green 1, Thornton 1	
DOUBLE FIGURE SCORING GAMES --	Thornton 6, Randolph 5, Johnson 5, Spencer 4, Martin 4, Mitchell 1, Temple 2	
DOUBLE DOUBLE --	Randolph 2, Mitchell 1, Thornton 1, Johnson 1	
PLAYERS SCORING IN DOUBLE FIGURES BY GAME		
<b>1</b>	<b>2</b>	<b>3</b>
<b>1</b>	<b>1</b>	<b>5</b>
<b>4</b>	<b>5</b>	<b>6/more</b>

## STREAKING

### Consecutive Games in Double Figures

Chris Johnson 5  
Marcus Thornton 2  
Anthony Randolph 1  
Terry Martin 1

### Consecutive Games Without Fouling Out

Tasmin Mitchell 28  
Terry Martin 26  
Alex Farrer 18  
Garrett Temple 15  
Greg Terrebonne 7  
Anthony Randolph 7  
Marcus Thornton 7  
Bo Spencer 7  
Dameon Mason 6  
Garrett Green 4  
Chris Johnson 2

### Consecutive Gms. 3PT FG

Marcus Thornton 2  
Terry Martin 2  
Anthony Randolph 1

### Consecutive Games Scored in

Terry Martin 14  
Chris Johnson 8  
Anthony Randolph 7  
Marcus Thornton 5  
Garrett Green 5  
Dameon Mason 4  
Garrett Temple 1  
Greg Terrebonne 1

### Consecutive Games Started

Terry Martin 16  
Anthony Randolph 7  
Marcus Thornton 7  
Chris Johnson 6  
Garrett Temple 4

## IN NCAA STATISTICS

### Team

Field Goal Pct:	49.4%	38th
Free Throw Pct:	74.0%	47th
Blocks	8.3 pg	4th

### Individual

Points		
Marcus Thornton	19.9	37th
Field Goal Pct.		
Chris Johnson	64.8%	20th
Anthony Randolph	60.3%	45th
Blocks		
Anthony Randolph	3.1	16th
Chris Johnson	2.4	34th

## Rebounding

Rebounding and winning has always been a strong part of the LSU team with the Tigers going 21-5 when outrebounding the opponents in 2006 and 16-6 last year when the Tigers had more rebounds ... The Tigers have won 156 of 186 games (83.9 percent) in the Brady era when out rebounding the opponent ... LSU has averaged more rebounds than the opponents in each of the first 10 seasons of the Brady era.

The Tigers rebounding problems showed in the Southeastern game (11/12) as the Lions out rebounded LSU, 38-29 ... It marked just the 30th time in 121 games in the John Brady era that LSU was able to win a game when out rebounded by the opposition

Of course, that rebounding was helped in the McNeese State game, as Coach Brady elected to go with a bigger lineup starting both Anthony Randolph and Chris Johnson around the goal ... The two combined for 16 points, 10 rebounds, four assists and seven blocks.

Through the first seven games, LSU is averaging 38.1 boards a game, eighth in the league, while giving up 34.7 rebounds a game, seventh in the league ... LSU had been 12th in the league in rebounding until grabbing 52 boards against Southern in the last contest.

LSU is -20 to the opponents in offensive rebounds with opponents having kept possessions alive 98 times, compared to 78 for the Tigers

## Free Throw Percentage

The Tigers, except for a 7-of-14 game at the free throw line against Chaminade (11/20), are having a great year at the line hitting 94-of-127 free throws or 74.0 percent ... That includes a 37-of-48 performance in the tournament and that's despite the seven misses in the Chaminade game ... LSU is again getting to the free throw line with 127 attempts, compared to 70-of-113 free throws by the opposition ... LSU is second in the league in free throw percentage, one of just three teams over 70 percent at the line at this point of the season.

Last season, the Tigers hit 70 percent at the free throw line, making 403-of-572 free throws during the 32 game season ... It was just the second time in the Brady era that an LSU team made 70 percent of their field goals and just missed the top 10 for school all-time free throw percentage marks.

The other time the Tigers were over 70 percent was in Coach Brady's eighth year (2004-05) when LSU was 500-of-685 from the line or 73.0 percent ... Last year was the fewest free throw attempts of any team in the Brady era.

## Tall and Lean Tigers Blocking Shots

Blocks are coming easily at times for this LSU team which is billed as "Tall and Lean" but that also can be a double-edge sword as sometimes the blocks are coming from behind shooters driving to the goal after beating defenders to the goal ... But none-the-less, it is a good category number for the Tigers.

The Tigers cumulative total of blocks last year, 155, ranked sixth all-time at LSU as the Tigers averaged 4.8 blocks per game ... In the two exhibition contests, LSU averaged 9.5 a game after blocking 11 shots against Belhaven and eight against EA Sports ... Seven players blocked at least one shot during the two exhibition games.

Now through the first seven games, LSU already has 58 blocks or 8.3 a game ... LSU is tops in the league ahead of Mississippi State at 7.43 ... Eight players have blocked shots this year, led by the 22 of Anthony Randolph and the 17 of Chris Johnson ... Randolph's 3.1 average is second in the league ... Johnson's 2.4 average is fifth.

LSU is on a pace right now to block almost 248 shots this season, well above the present school record mark.

In the first game against Southeastern, three Tigers came up with blocks, topped by the six of Anthony Randolph. In all, LSU had eight blocks in the opener. The Tigers came back against McNeese State and blocked 11 shots with five different players getting blocks, topped by the six of Chris Johnson ... Last year the most blocked shots in a game was five by Garrett Temple and it is the most since freshman sensation now Chicago Bull Tyrus Thomas had games of 9, 7 and 6 blocks in the 2006 season.

## Tigers Sign Four On First Day Of Fall Signing Period

The LSU Athletics Department announced on Wednesday that four student-athletes have signed national letters-of-intent with the LSU men's basketball team. Signing with the Tigers were:

J'Mison Morgan - Dallas (Texas) South Oak Cliff High - 6-10 center  
Storm Warren - Monroe (La.) Richwood High School - 6-6 forward  
Delwan Graham - Dunwoody (Ga.) High School - 6-7 small forward  
Dennis Harris - Jonesboro (Ga.) Mundy's Mills High School - 6-10 combo forward

Morgan is rated No. 23 in the country by Rivalshoops.com and 29th by Scoutshoops.com after averaging 13 points, nine rebounds and five blocks per game last season. He was the District 14-4A defensive MVP and was named first-team Class 4A All-State by the Texas Association of Basketball Coaches ... Warren, ranked the 31st best power forward in the country by Scoutshoops.com, averaged 22.3 points, 18.1 rebounds and nine blocks a contest last year for Richwood as the Rams advanced to the Class 3A state semifinals. He was a first team All-State selection by the Louisiana Sports Writers Association ... Delwan Graham, ranked 68th in the country by Scoutshoops.com, averaged 18.6 points per game and 11 rebounds in earning first team Class 3A All-State honors by the Georgia Coaches Association. Dunwoody was 27-4 last season after winning the state crown in Graham's sophomore season ... Harris' Mundy Mills team is 60-24 the last three seasons, with three consecutive playoff appearances, including a regional championship and a trip to the Class 5A state tournament in 2007. The 3-star Rivalshoops.com and Scoutshoops.com player averaged 19 points and 11 rebounds in earning an honorable mention All-Metro by the Atlanta Journal Constitution. He scored a 1300 on the SAT and carries a 3.7 GPA.

### Ticket Packages For Sale

Ticket packages for LSU men's basketball are now on sale at the LSU Athletics Ticket Office and online at [www.LSUsports.net](http://www.LSUsports.net).

Single game tickets are available for all the November-December non-conference schedule for the men's team ... Single game non-conference men's tickets go on sale starting at \$11 with \$6 upper-level tickets available for youth (ages 3-12).

Included in the ticket packages are a men's 3-Game Pick 'em Pack in which a fan can choose tickets for any three LSU men's basketball games and that package starts at \$33 ... There will also be a Family 4-Pack in both sports this year that includes four game tickets, four Cokes and four Hot Dogs. The price of the 4-Pack for a game is \$50 for men's basketball.

Groups of 10 or more can also purchase discounted tickets by calling the LSU Athletics Department at 225-578-6659. Tickets are \$6 for groups at non-conference men's games and \$10 for SEC games.

### Time Change For LSU-Tulane Jan. 2 In New Orleans

Tulane athletic officials announced Monday that the game time for the LSU-Tulane game in the New Orleans Arena on Jan. 2 will change start time from 7 p.m. to 8 p.m. The change in start time is to allow Conference USA television partner CSTV to televise the contest.

### Next Up - Final Exams/Northwestern State Dec. 15

LSU's players will have off for the weekend after playing Villanova so that they can prepare for final exams that begin on the campus on Monday ... LSU's next game is set for Saturday, Dec. 15, against in-state foe Northwestern State at 7 p.m. at the Maravich Center, the first of three consecutive Saturday home games for LSU ... The Tigers also host Oregon State in a CSTV-televised game at 2 p.m. on Dec. 22 and face Washington in a game nationally-televised by FSN on Dec. 29, also at 2 p.m. ... Tickets for the game are available on-line at [www.LSUsports.net](http://www.LSUsports.net). and at the LSU Athletics Ticket Office.

## CAREER RECORDS

### LSU ASSIST LEADERS

1. Kenny Higgs	1974-78	645
2. Ethan Martin	1977-81	638
3. Torris Bright	2000-03	544
4. Pete Maravich	1967-70	425
5. Derrick Taylor	81-82; 83-86	401
6. Mike Darnall	1972-75	399
7. Darrel Mitchell	2002-06	367
8. Ricky Blanton	84-86; 87-89	314
9. Johnny Jones	1980-84	271
10. Tommy Hess	1969-72	267
--		
xx. Garrett Temple	active	261

### LSU STEAL LEADERS

1. Clarence Ceasar	1991-95	310
2. Ethan Martin	1977-81	279
3. Torris Bright	2000-03	246
4. Darrel Mitchell	2002-06	219
5. Derrick Taylor	81-82; 83-86	207
6. Jerry Reynolds	1982-85	194
7. Darryl Joe	1986-88	173
8. Jermaine Williams	1998-02	154
9. Leonard Mitchell	1980-84	151
10. Vernel Singleton	1988-92	136
10. Johnny Jones	1980-84	136
--		
xx. Garrett Temple	active	100

## 20-POINT GAMES

27-Marcus Thornton, vs. SE La. (11/12)

24-Anthony Randolph, vs. Southern (11/30)

24-Marcus Thornton, vs. Nicholls (11/28)

24-Marcus Thornton vs. McNeese (11/14)

22-Marcus Thornton vs Southern (11/30)

21-Anthony Randolph, vs. Nicholls (11/28)

21-Anthony Randolph, vs. Arizona State (11/30)

20-Chris Johnson, vs. Southern (11/30)

20-Marcus Thornton vs. Okla. St. (11/19)

# The Last Time LSU ...

## ALL GAMES

### Scoring

Less Than 50 points .....	45 -- vs. UCLA (NCAAFF) (45-59), 4/1/06
50-59 points .....	56 -- at Georgia (56-50), 2/17/07
60-69 points .....	68 -- vs. Nicholls (68-41), 11/28/07
70-79 points .....	78 -- vs. Chaminade (78-72), 11/20/07
80-89 points .....	88 -- vs. Southern (88-45), 11/30/07
90-99 points .....	92 -- vs. Miss. Valley (92-58), 12/28/06
100 or more points .....	104 -- vs. Nicholls State (104-57), 11/21/05

### Opponents Scoring

Less than 50 points .....	45 -- vs. Southern (45-88), 11/30/07
50-59 points .....	52 -- by South Carolina (52-61), 3/3/07
60-69 points .....	62 -- by Southeastern La. (62-72), 11/12/07
70-79 points .....	72 -- by Chaminade (72-78), 11/20/07
80-89 points .....	87 -- by Arizona State (87-84), 11/21/07
90-99 points .....	96 -- by Arkansas (75-96), 1-26-00
100 or more points .....	101 -- by Ohio State (101-113), 1-15-05

### Field Goal Percentage

Shot 20-29 percent .....	27.9 -- vs. Ole Miss (12-43), 2-7-01
Shot 30-39 percent .....	32.8 -- vs. Ole Miss (SECT) (20-61), 3/9/07
Shot 40-49 percent .....	46.8 -- vs. Arizona State (29-62), 11/21/07
Shot 50-59 percent .....	53.8 -- vs. Southern (35-65), 11/30/07
Shot 60-69 percent .....	60.9 -- vs. Ole Miss (28-46), 2/14/07
Shot 70 percent or above .....	70.3 -- vs. Centenary (45-64), 1-15-03

### Opponents Field Goal Percentage

Shot 20-29 percent .....	24.6 -- by Southern (16-65), 11/30/07
Shot 30-39 percent .....	30.2 -- by Nicholls (16-53), 11/28/07
Shot 40-49 percent .....	46.6 -- by Oklahoma State (27-58), 11/19/07
Shot 50-59 percent .....	50.0 -- by Arizona State (31-62), 11/21/07
Shot 60-69 percent .....	60.0 -- by W. Va. (33-55), 11-27-04

### Three-Point FG Percentage

Shot less than 10 percent .....	0.0 -- vs. UCLA (NCAA FF) (0-6), 4/1/06
Shot 10-19 percent .....	16.7 -- vs. McNeese State (3-18), 11/14/07
Shot 20-29 percent .....	25.0 -- vs. Alabama (3-12), 1/31/07
Shot 30-39 percent .....	36.8 -- vs. Southern (7-19), 11/30/07
Shot 40-49 percent .....	44.0 -- vs. Oklahoma State (11-25), 11/19/07
Shot 50-59 percent .....	57.1 -- at Ole Miss (4-7), 2/14/07
Shot 60 percent or more .....	63.6 -- vs. Georgia (7-11), 1/25/06

### Opponents Three-Point FG Percentage

Shot less than 10 percent .....	7.1 -- by Georgia (1-14), 1/25/06
Shot 10-19 percent .....	15.8 -- by Southern (7-19), 11/30/07
Shot 20-29 percent .....	20.8 -- by Nicholls State, (5-20), 11/28/07
Shot 30-39 percent .....	39.4 -- by Chaminade (13-33), 11/20/07
Shot 40-49 percent .....	45.0 -- by Oklahoma State (9-20), 11/19/07
Shot 50-59 percent .....	52.2 -- by McNeese State (12-23), 11/14/07
Shot 60 percent or more .....	61.5 -- by Washington (8-13), 12/20/06

### Free Throw Percentage

Shot less than 50 percent .....	46.4 -- vs. UCLA (NCAAFF), (13-28), 4/1/06
Shot 50-59 percent .....	50.0 -- vs. Chaminade (7-14), 11/20/07
Shot 60-69 percent .....	66.7 -- vs. Florida (16-24), 2/24/07
Shot 70-79 percent .....	73.3 -- vs. Southern (11-15), 11/30/07
Shot 80-89 percent .....	87.5 -- vs. Arizona State (14-16), 11/21/07
Shot 90-99 percent .....	93.5 -- vs. Ohio State (29-31), 1-15-05
Shot 100 percent .....	100.0 -- vs. Alabama (9-9), 1/31/07

### Rebounds

Had 20-29 rebounds .....	29 -- vs. Southeastern La., 11/12/07
Had 30-39 rebounds .....	39 -- vs. Nicholls, 11/28/07
Had 40-49 rebounds .....	41 -- vs. Chaminade, 11/20/07
Had 50-59 rebounds .....	52 -- vs. Southern, 11/30/07
Had 60 or more rebounds .....	60 -- vs. Troy State, 12-22-98

### Opponent Rebounds

Less than 20 rebounds .....	19 -- by South Carolina, 1-12-05
20-29 rebounds .....	28 -- by Nicholls, 11/28/07
30-39 rebounds .....	35 -- by Southern, 11/30/07
40-49 rebounds .....	45 -- by Chaminade, 11/20/07
50-59 rebounds .....	51 -- by Wyoming, 1-3-01

### Assists

Less than 5 assists .....	4 -- vs. UCLA (NCAAFF), 4/1/06
5-10 assists .....	10 -- vs. Nicholls, 11/28/07
11-15 assists .....	12 -- vs. Chaminade, 11/20/07
16-20 assists .....	18 -- vs. Southern, 11/30/07
21-25 assists .....	21 -- vs. Miss. Valley, 12/28/06
26-30 assists .....	26 -- vs. ULM, 11/19/06
31 or more assists .....	33 -- vs. Georgia State, 12-28-94

### Opponent Assists

Less than 5 assists .....	4 -- by Southern, 11/30/07
5-10 assists .....	10 -- by Nicholls, 11/28/07
11-15 assists .....	15 -- by Arizona State, 11/21/07
16-20 assists .....	17 -- by Auburn, 2/28/07
21-25 assists .....	21 -- by Tennessee, 1-6-99
26-30 assists .....	28 -- by Fresno State, 11-26-97
31 or more assists .....	33 -- by Kentucky, 1-16-96

### Blocks

0 blocks .....	0 -- vs. South Carolina, 1-12-05
1-5 blocks .....	5 -- vs. Arizona State, 11/21/07
6-10 blocks .....	7 -- vs. Southern, 11/30/07
11-15 blocks .....	11 -- vs. Chaminade, 11/20/07
16 or more blocks .....	16 -- vs. Texas, 1-2-90

### Opponent Blocks

0 blocks .....	0 -- by Nicholls, 11/28/07
1-5 blocks .....	4 -- by Southern, 11/30/07
6-10 blocks .....	6 -- by Arkansas, 2/10/07
11-15 blocks .....	11 -- by UConn, 1/7/06

### Steals

0 steals .....	0 -- vs. Georgia Tech, 3-17-90
1-5 steals .....	4 -- vs. Arizona State, 11/21/07
6-10 steals .....	8 -- vs. Southern, 11/30/07
11-15 steals .....	11 -- vs. Southeastern La., 11/12/07
16 or more steals .....	22 -- vs. Arkansas, 2-17-01

### Opponent Steals

0 steals .....	0 -- by Florida, 2/19/05
1-5 steals .....	5 -- by Chaminade, 11/20/07
6-10 steals .....	9 -- by Southern, 11/30/07
11-15 steals .....	14 -- by Nicholls, 11/28/07
16 or more steals .....	16 -- by Miami (Fla.), 12-27-01

# The Last Time An LSU Player..

## ALL GAMES

Scored 20-24 points .....	24 Anthony Randolph, vs. Southern, 11/30/07
.....	22 Marcus Thornton, vs. Southern, 11/30/07
.....	20 Chris Johnson, vs. Southern, 11/30/07
Scored 25-29 points .....	27 Marcus Thornton, vs. Southeastern La., 11/12/07
Scored 30-34 points .....	32 Darrel Mitchell, vs. Ohio State, 1-15-05
Scored 35-39 points .....	35 Maurice Carter, vs. Arkansas, 1-2-99
Scored 40-45 points .....	40 Ronnie Henderson, vs. Alabama, 2-11-95
Scored 45-49 points .....	46 Chris Jackson, vs. Vanderbilt, 2-18-90
Scored 50-54 points .....	51 Chris Jackson, vs. Texas, 1-2-90
Scored 55-59 points .....	55 Chris Jackson, vs. Ole Miss, 3-4-89
Scored 60 or more.....	64 Pete Maravich, vs. Kentucky, 2-21-70
Scored double figures in 5 straight games.....	5 Chris Johnson, 11/19/07 to 11/30/07
Scored double figures in 10 straight games.....	10 Tasmin Mitchell 1/3/107 to 3/3/07
Scored double figures in 15 straight games.....	48 Glen Davis, 3/5/05 to 12/17/06
Scored double figures in 20 straight games.....	48 Glen Davis, 3/5/05 to 12/17/06
Scored double figures in 25 straight games.....	48 Glen Davis, 3/5/05 to 12/17/06
Scored double figures in 30 straight games.....	48 Glen Davis, 3/5/05 to 12/17/06
Scored double figures in 35 straight games.....	48 Glen Davis, 3/5/05 to 12/17/06
Scored double figures in 40 straight games.....	48 Glen Davis, 3/5/05 to 12/17/06
Scored double figures in 45 or more straight game .....	48 Glen Davis, 3/5/05 to 12/17/06
Scored 20 points or more in 2 straight games .....	2 Marcus Thornton, 24 vs. Nicholls State (11/28/07); 22 vs. Southern (11/30/07)
.....	
Scored 20 points or more in 3 straight games .....	3 Marcus Thornton, 27 vs. Southeastern Louisiana (11/12/07); 24 vs. McNeese (11/14/07); 20 vs. Oklahoma State (11/19/07)
.....	
Scored 20 points or more in 4 straight games .....	4 Glen Davis, 20 at Tulane, 12/2/06; 24 vs. Texas A&M, 12/5/06; 21 vs. Texas, 12/10/06; 22 at Oregon State, 12/17/06
.....	
Scored 20 points or more in 5 straight games .....	
Scored 30 points or more in consecutive games.....	3 Ronnie Henderson, 40 vs. Alabama, 2-11-95; 30 vs. Ole Miss, 2-15-95; 33 vs. Georgia, 2-18-95
.....	
Made 10-14 field goals in a game.....	10 Anthony Randolph, vs. Southern, 11-30-07
Made 15 or more field goals in a game .....	18 Shaquille O'Neal, vs. Northern Arizona, 12-28-91
Attempted 15-19 field goals in a game .....	15 Marcus Thornton, vs. Southern, 11/30/07
Attempted 20-24 field goals in a game .....	20 Tasmin Mitchell, at Auburn, 2/28/07
Attempted 25-29 field goals in a game .....	25 Ronnie Henderson, vs. Nicholls State, 1-23-96
Attempted 30 or more field goals in a game .....	34 Ronnie Henderson, vs. Oklahoma State, 12-20-94
Made 5 three pointers in a game .....	5 Terry Martin, vs. Auburn, 1/13/07
Made 6-9 three pointers in a game.....	6 Antonio Hudson, vs. UL Lafayette, 11-21-04
Made 10 or more three pointers in a game .....	10 Chris Jackson, vs. Tennessee, 2-10-90
Attempted 7 three pointers in a game .....	7 Marcus Thornton, vs. Southern, 11/30/07
Attempted 8-10 three pointers in a game .....	8 Marcus Thornton, vs. Nicholls State, 11/28/07
Attempted 11 or more three pointers in a game .....	12 Marcus Thornton, vs. Arizona State, 11/21/07
Had 10-14 rebounds .....	11 Anthony Randolph, vs. Southern, 11/30/07
Had 15-19 rebounds .....	15 Glen Davis, vs. Tennessee (SECT), 3/8/07
Had 20 or more rebounds.....	21 Jaime Lloreda, vs. McNeese State, 11-24-03

# The Last Time An LSU Player..

## ALL GAMES

Had 10 or more rebounds in 2 straight games .....	2	Glen Davis, 18 vs. Arkansas, 2/10/07; 10 at Ole Miss, 2/14/07
Had 10 or more rebounds in 3 straight games .....	3	Glen Davis, 13 at Tennessee, 2/7/07; 18 vs. Arkansas, 2/10/07; 10 at Ole Miss, 2/14/07
Had 10 or more rebounds in 4 straight games .....	4	Glen Davis, 10 at Miss. State, 2/3/07; 13 at Tennessee, 2/7/07; 18 vs. Arkansas, 2/10/07; 11 vs. Ole Miss, 2/14/07
Had 10 or more rebounds in 5 straight games .....	5	Glen Davis, 13 vs. Miss. State, 2/15/06; 11 at Auburn, 2/18/06; 11 at Vandy, 2/22/06; 15 vs. Kentucky, 2/25/06, 10 vs. S. Carolina, 2/28/06
Had 10 or more rebounds in 6 or more games .....	8	Glen Davis, 11 at Alabama, 2/4/06; 16 vs. Arkansas, 2/8/06; 15 at Florida, 2/11/06; 13 vs. Miss. State, 2/15/06; 11 at Auburn, 2/18/06; 11 at Vandy, 2/22/06; 15 vs. Kentucky, 2/25/06; 10 at S. Carolina, 2/28/06
Had 9 offensive rebounds in a game .....	9	Glen Davis, vs. Tennessee (SECT), 3/8/07
Had 10 defensive rebounds in a game.....	10	Marcus Thornton, vs. McNeese State, 11/14/07
Had 5-7 assists .....	6	Bo Spencer, vs. Southern, 11/30/07
Had 8-10 assists .....	8	Darrel Mitchell, vs. Kentucky, 2/25/06
Had 11-15 assists .....	12	Torris Bright, vs. McNeese State, 12-7-02
Had 16 or more assists .....	18	Randy Livingston, vs. George Mason, 12-3-94
Had 3-5 blocks in a game .....	5	Anthony Rnadolph, vs. Southern, 11/30/07
Had 6-8 blocks in a game .....	6	Chris Johnson, vs. McNeese State, 11/14/07
Had 9-10 blocks in a game .....	9	Tyrus Thomas, vs. Tennessee, 1/14/06
Had 11 or more blocks in a game .....	11	Stromile Swift, vs. Alabama, 2-10-99
Had 3-5 steals in a game .....	4	Marcus Thornton, vs. Southern, 11/30/07
Had 6-7 steals in a game .....	6	Darrel Mitchell, vs. McNeese State, 12/10/05
Had 8-9 steals in a game .....	8	Clarence Ceasar, vs. Auburn, 1-8-94
Had 10 or more steals in a game .....	10	Shawn Griggs, vs. Tennessee, 2-23-91
Had a double-double.....		Anthony Randolph, vs. Southern, 24 pts-11 pts, 11-30-07
Had a double-double in 2 straight games .....		Glen Davis, vs. Arkansas, 19 pts-18 reb., 2/1/07; at Ole Miss, 26 pts-11 reb., 2/14/07
Had a double-double in 3 or more straight games .....	3	Glen Davis, vs. Louisiana Tech, 23 pts-14 reb., 12/23/06; vs. Wright State, 26 pts-12 reb., 12/27/06; vs. Miss. Valley, 19 pts-13 reb., 12/28/06
Had a triple-double .....		Shaquille O'Neal, 26 pts-13 reb-11 blks, vs. BYU, 3-19-92
Played 40 minutes in a game .....	40	Marcus Thornton, vs. Arizona State, 11/21/07
.....	40	Garrett Temple, vs. Arizona State, 11/21/07
Played 41-49 minutes in a game.....	42	Garrett Temple, vs. Tennessee (SECT), 3/8/07
Played 50 or more minutes in a game .....	54	Maurice Carter, vs. Alabama, 2-10-99

# Previous Game Boxscores

## Game 1 -- LSU 72, Southeastern Louisiana 62

11/12/07 7:00 pm at Maravich Center (Baton Rouge, LA)

### Southeastern Louisiana 1-1

Player	fg-a	3fg-a	ft-a	reb	pf	tp	a	to	blk	s	min
Span, Warrell, f	6-13	0-1	2-2	4	3	14	1	1	0	1	27
Green, Keyvn, f	4-14	1-5	0-0	4	3	9	0	2	0	0	30
Nance, Tavaris, f	4-9	0-2	3-6	3	5	11	4	1	0	3	35
Sullivan, Patrick, c	5-10	0-0	0-2	14	3	10	1	6	1	0	29
Nicks, Dekyron, g	3-8	2-6	3-4	1	4	11	0	1	0	2	37
Dunbar, Jeremy	2-4	1-3	0-0	0	0	5	0	1	0	0	16
Arnold, Daryl	1-3	0-2	0-0	3	0	2	0	1	0	0	12
Ndoumba, David	0-2	0-0	0-0	7	2	0	0	1	0	0	11
Austin, Howard	0-0	0-0	0-0	0	0	0	0	1	0	0	3
TEAM				2				1			
Totals.....	25-63	4-19	8-14	38	20	62	6	16	1	7	200

<b>TOTAL FG%</b>	<b>1st Half: 12-37 32.4%</b>	<b>2nd Half: 13-26 50.0%</b>	<b>Game: 39.7%</b>	<b>DB</b>
<b>3-Pt. FG%</b>	<b>1st Half: 2-8 25.0%</b>	<b>2nd Half: 2-11 18.2%</b>	<b>Game: 21.1%</b>	<b>REB.</b>
<b>F Throw %</b>	<b>1st Half: 4-8 50.0%</b>	<b>2nd Half: 4-6 66.7%</b>	<b>Game: 57.1%</b>	<b>4</b>

### LSU 1-0

Player	fg-a	3fg-a	ft-a	reb	pf	tp	a	to	blk	s	min
Mitchell, Tasmin, f	3-6	0-1	0-0	2	4	6	3	3	1	2	24
Randolph, A., f	7-11	1-2	4-6	13	2	19	2	2	6	4	33
Thornton, M. g	8-14	4-7	7-9	2	0	27	2	2	0	2	34
Martin, Terry, g	2-7	0-2	2-2	4	3	6	3	2	0	1	31
Temple, Garrett, g	0-1	0-1	0-2	1	3	0	1	2	0	0	29
Mason, Dameon	2-5	0-0	1-1	1	1	5	0	1	0	0	15
Spencer, Bo	3-3	1-1	0-0	1	1	7	2	2	0	1	21
Johnson, Chris	1-4	0-2	0-0	2	0	2	0	0	1	1	13
TEAM				3	1						
Totals.....	26-51	6-16	14-20	29	15	72	13	14	8	11	200

<b>TOTAL FG%</b>	<b>1st Half: 12-27 44.4%</b>	<b>2nd Half: 14-24 58.3%</b>	<b>Game: 51.0%</b>	<b>DB</b>
<b>3-Pt. FG%</b>	<b>1st Half: 3-9 33.3%</b>	<b>2nd Half: 3-7 42.9%</b>	<b>Game: 37.5%</b>	<b>REB.</b>
<b>F Throw %</b>	<b>1st Half: 3-3 100%</b>	<b>2nd Half: 11-17 64.7%</b>	<b>Game: 70.0%</b>	<b>4</b>

Officials: Ed Corbett, Bert Smith, Michael Stephens

Technical fouls: Southeastern Louisiana-None. LSU-TEAM.

Attendance: 8171

<b>Score by Periods</b>	<b>1st</b>	<b>2nd</b>	<b>Total</b>
<b>Southeastern Louisiana</b>	<b>30</b>	<b>32</b>	<b>62</b>
<b>LSU</b>	<b>30</b>	<b>42</b>	<b>72</b>

## Game 2 -- LSU 76, McNeese State 72

11/14/07 7:00 pm at Maravich Center (Baton Rouge, LA)

### McNeese State 0-2

Player	fg-a	3fg-a	ft-a	reb	pf	tp	a	to	blk	s	min
Lawrence, Rorey, f	2-7	1-4	0-0	4	2	5	2	3	1	4	34
Bradley, Jarvis, f	4-8	0-0	0-0	3	5	8	0	2	0	0	25
Penn, Kleon, f	3-5	0-0	0-0	3	2	6	1	0	4	2	25
Pichon, John, f	3-9	1-2	0-0	6	5	7	2	3	0	0	21
Ford, John, g	8-13	5-6	0-0	3	2	21	5	1	0	0	37
Kapelan, Diego	5-13	5-10	0-0	3	0	15	0	0	0	0	25
Martin, Stephan	0-1	0-0	0-0	1	0	0	0	0	0	0	3
Collins, C.J.	0-0	0-0	0-0	0	1	0	0	0	0	0	4
Wardell, Aldryan	3-6	0-0	4-4	4	5	10	0	4	0	1	21
Robinson, Anthony	0-1	0-1	0-0	0	0	0	0	0	0	0	2
Alawoya, P.J.	1-1	0-0	0-0	1	0	2	0	0	0	0	3
David, Preston	0-0	0-0	0-0	0	0	0	0	0	0	0	0+
TEAM				3				1			
Totals.....	29-64	12-23	4-6	31	22	74	10	14	5	7	200

<b>TOTAL FG%</b>	<b>1st Half: 12-31 38.7%</b>	<b>2nd Half: 17-33 51.5%</b>	<b>Game: 45.3%</b>	<b>DB</b>
<b>3-Pt. FG%</b>	<b>1st Half: 6-12 50.0%</b>	<b>2nd Half: 6-11 54.5%</b>	<b>Game: 52.2%</b>	<b>REB.</b>
<b>F Throw %</b>	<b>1st Half: 2-4 50.0%</b>	<b>2nd Half: 2-2 100%</b>	<b>Game: 66.7%</b>	<b>1</b>

### LSU 2-0

Player	fg-a	3fg-a	ft-a	reb	pf	tp	a	to	blk	s	min
Mitchell, Tasmin, f	4-13	0-4	8-10	14	2	16	3	4	0	4	36
Randolph, A. f	5-9	0-1	2-4	7	3	12	3	2	1	2	29
Johnson, Chris c	2-4	0-1	0-0	3	3	4	1	2	6	0	26
Thornton, M. g	8-16	2-8	6-7	3	1	24	2	3	1	1	37
Martin, Terry g	5-10	1-3	0-2	5	0	11	2	2	1	1	30
Spencer, Bo	0-0	0-0	2-2	1	0	2	0	1	0	0	12
Temple, Garrett	3-4	0-1	3-4	2	2	9	2	0	2	1	30
TEAM				3							
Totals.....	27-56	3-18	21-29	38	11	78	13	14	11	9	200

<b>TOTAL FG%</b>	<b>1st Half: 11-25 44.0%</b>	<b>2nd Half: 16-31 51.6%</b>	<b>Game: 48.2%</b>	<b>DB</b>
<b>3-Pt. FG%</b>	<b>1st Half: 0-8 0.0%</b>	<b>2nd Half: 3-10 30.0%</b>	<b>Game: 16.7%</b>	<b>REB.</b>
<b>F Throw %</b>	<b>1st Half: 10-12 83.3%</b>	<b>2nd Half: 11-17 64.7%</b>	<b>Game: 72.4%</b>	<b>4</b>

Officials: Tony Greene, Bruce Benedict, Antinio Petty

Technical fouls: McNeese State-Bradley, Jarvis. LSU-Mitchell, Tasmin.

Attendance: 7891

<b>Score by Periods</b>	<b>1st</b>	<b>2nd</b>	<b>Total</b>
<b>McNeese State</b>	<b>32</b>	<b>42</b>	<b>74</b>
<b>LSU</b>	<b>32</b>	<b>46</b>	<b>78</b>

## Game 3 -- Oklahoma State 83, LSU 77 (First-Round EA Sports Maui Invitational)

11-19-07 12 p.m. at Lahaina Civic Center, Maui, Hawaii

### LSU 2-1

Player	fg-a	3fg-a	ft-a	reb	pf	tp	a	to	blk	s	min
Mitchell, Tasmin f	0-2	0-0	0-0	1	2	0	0	2	0	1	6
Randolph, A. f	2-5	0-1	1-2	5	4	5	2	5	3	0	26
Johnson, Chris, c	8-9	3-4	0-0	5	2	19	1	7	0	0	37
Thornton, M. g	6-14	2-6	6-6	3	3	20	1	0	1	1	31
Martin, Terry, g	2-9	1-6	0-0	6	3	5	0	2	0	0	24
Spencer, Bo	3-6	2-3	2-2	1	2	10	4	4	0	1	25
Temple, Garrett	4-7	3-5	6-6	3	4	17	5	4	1	1	34
Green, Garrett	0-1	0-0	1-2	2	5	1	1	2	2	1	17
TEAM				5							
Totals.....	25-53	11-25	16-18	31	25	77	14	26	7	5	200

<b>TOTAL FG%</b>	<b>1st Half: 7-23 30.4%</b>	<b>2nd Half: 18-30 60.0%</b>	<b>Game: 47.2%</b>	<b>DB</b>
<b>3-Pt. FG%</b>	<b>1st Half: 3-10 30.0%</b>	<b>2nd Half: 8-15 53.3%</b>	<b>Game: 44.0%</b>	<b>REB</b>
<b>F Throw %</b>	<b>1st Half: 7-8 87.5%</b>	<b>2nd Half: 9-10 90.0%</b>	<b>Game: 88.9%</b>	<b>0</b>

### OKLAHOMA STATE 2-1

Player	fg-a	3fg-a	ft-a	reb	pf	tp	a	to	blk	s	min
Dove, Marcus f	5-9	2-3	0-0	5	3	12	2	2	1	1	39
Thomas, I. f	6-9	2-3	1-1	3	5	15	0	4	1	1	22
Harris, Terrel f	6-11	3-4	9-10	7	2	24	1	1	0	4	36
Muonelo, Obi, g	1-5	0-3	0-0	2	2	4	6	0	3	29	
Anderson, James g	8-16	2-7	7-9	3	1	25	2	1	1	2	35
Eaton, Byron	0-2	0-0	2-2	3	4	2	3	3	0	1	17
Brown, Anthony	1-3	0-0	0-0	3	4	2	0	0	0	0	10
Adams, Martavius	0-3	0-0	0-0	2	0	0	0	0	0	0	8
Sidorakis, Nick	0-0	0-0	0-0	0	0	0	0	1	0	0	3
Moses, Marshall	0-0	0-0	1-2	1	0	1	0	0	0	0	1
TEAM				3							
Totals.....	27-58	9-20	20-24	32	21	83	12	18	3	12	200

<b>TOTAL FG%</b>	<b>1st Half: 16-34 47.1%</b>	<b>2nd Half: 11-24 45.8%</b>	<b>Game: 46.6%</b>	<b>DB</b>
<b>3-Pt. FG%</b>	<b>1st Half: 5-11 45.5%</b>	<b>2nd Half: 4-9 44.4%</b>	<b>Game: 45.0%</b>	<b>REB.S</b>
<b>F Throw %</b>	<b>1st Half: 5-8 62.5%</b>	<b>2nd Half: 15-16 93.8%</b>	<b>Game: 83.3%</b>	<b>2</b>

Officials: Ed Hightower, Terry Wymer, John Hughes

Technical fouls: Louisiana State-None. OKLAHOMA STATE-None.

Attendance: 2500

<b>Score by Periods</b>	<b>1st</b>	<b>2nd</b>	<b>Total</b>
<b>LSU</b>	<b>24</b>	<b>53</b>	<b>77</b>
<b>OKLAHOMA STATE</b>	<b>42</b>	<b>41</b>	<b>83</b>

## Game 4 -- LSU 78, Chaminade 72 (Consolation Semifinals -- EA Sports Maui Invitational)

11-20-07 8:30 a.m. at Lahaina Civic Center, Maui, Hawaii

### LSU 3-1

Player	fg-a	3fg-a	ft-a	reb	pf	tp	a	to	blk	s	min
Randolph, A. f	9-14	0-0	3-4	9	2	21	2	4	2	1	32
Johnson, Chris, c	8-15	0-1	2-3	11	1	18	1	1	3	1	34
Thornton, M. g	2-12	0-4	0-2	2	3	4	0	1	1	2	29
Martin, Terry, g	5-12	3-8	0-1	7	3	13	1	1	3	1	33
Temple, Garrett, g	3-7	1-3	2-4	4	2	9	4	2	1	3	35
Spencer, Bo	4-6	4-6	0-0	3	2	11	2	2	1	0	23
Green, Garrett	1-2	0-0	0-0	4	0	2	1	0	0	0	14
Farrer, Alex	0-0	0-0	0-0	0	0	0	1	0	0	0	0+
TEAM											

**Game 5 -- Arizona State 87, LSU 84 (OT) (5th place game -- EA Sports Maui Invitational)**  
 11-21-07 9 a.m. at Lahaina Civic Center, Maui, Hawaii

Player	fg-a	3fg-a	ft-a	reb	pf	tp	a	to	blk	s	min
Randolph, A. f	8-14	0-2	5-6	7	2	21	1	0	2	1	34
Johnson, Chris c	4-5	1-1	2-2	5	5	11	1	5	2	1	21
Thornton, M. g	7-19	4-12	0-0	12	4	18	1	5	0	1	40
Martin, Terry g	1-8	1-7	0-0	2	2	3	3	3	0	0	27
Temple, Garrett, g	2-4	1-2	6-6	5	4	11	7	4	1	1	40-
Spencer, Bo	5-9	4-8	0-0	2	3	14	3	2	0	0	34
Green, Garrett	1-1	0-0	0-0	0	4	2	0	0	0	0	7
Farrer, Alex	1-2	1-1	1-2	1	1	4	2	1	0	0	22
TEAM				3							
Totals.....	29-62	12-33	14-16	37	25	84	18	20	5	4	225

**TOTAL FG%** 1st Half: 14-32 43.8% 2nd Half: 13-25 52.0% **Game: 46.8%** **DB**  
**3-Pt. FG%** 1st Half: 6-20 30.0% 2nd Half: 5-11 45.5% **Game: 36.4%** **REB.**  
**F Throw %** 1st Half: 6-6 100% 2nd Half: 7-8 87.5% **Game: 87.5%** **0**

Player	fg-a	3fg-a	ft-a	reb	pf	tp	a	to	blk	s	min
Pendergraph, J. f	11-15	0-0	3-5	10	3	25	1	3	1	1	34
Abbott, Ty, g	2-9	1-6	0-0	5	4	5	3	0	0	1	31
McMillan, J. g	0-1	0-0	0-0	0	2	0	5	2	0	0	12
Harden, James, g	6-16	0-3	11-14	6	3	23	3	1	2	2	37
Shipp, Jerren, g	1-5	1-4	1-2	4	2	4	0	1	0	1	39
Atuahene, Antwi	1-1	1-1	0-0	2	0	3	0	1	0	1	11
Boateng, Eric	4-5	0-0	1-4	3	2	9	0	2	1	0	10
Glasser, Derek	2-3	0-1	3-4	1	0	7	3	2	0	2	33
Polk, Christian	4-7	3-6	0-0	2	2	11	0	2	0	1	18
TEAM				1							
Totals.....	31-62	6-21	19-29	34	18	87	15	14	4	9	225

**TOTAL FG%** 1st Half: 16-29 55.2% 2nd Half: 13-27 48.1% **Game: 50.0%** **DB**  
**3-Pt. FG%** 1st Half: 6-13 46.2% 2nd Half: 0-7 0.0% **Game: 28.6%** **REB.**  
**F Throw %** 1st Half: 5-9 55.6% 2nd Half: 9-14 64.3% **Game: 65.5%** **5**

Officials: Mark Whitehead, John Hughes, Kevin Brill  
 Technical fouls: Louisiana State-None. ARIZONA STATE-None.

Attendance: 2500

Score by Periods	1st	2nd	OT	Total
Louisiana State	40	38	6	84
ARIZONA STATE	43	35	9	87

**Game 6 -- LSU 68, Nicholls State 41**  
 11/28/07 7:00 pm at Maravich Center (Baton Rouge, LA)

Player	fg-a	3fg-a	ft-a	reb	pf	tp	a	to	blk	s	min
Bathie, Ryan, f	4-9	2-6	1-3	3	2	11	2	2	0	1	31
Czepil, Michael, g	4-11	2-8	0-0	3	3	10	2	1	0	4	35
Payne, Justin, g	3-7	1-2	1-2	3	2	8	1	2	0	0	24
Friend, Dominic, g	0-6	0-2	0-0	2	2	0	2	7	0	1	23
Gray, Adonis,	1-5	0-0	1-2	5	1	3	1	3	0	2	21
Boyce, Mitch	1-2	0-0	0-2	1	1	2	1	0	0	0	7
Shanks, Reggie	1-2	0-0	0-0	1	0	2	0	0	0	0	4
Verner, Gil	1-4	0-3	0-0	2	2	2	0	1	0	2	15
Carter, Kellan	1-1	0-0	0-1	3	3	2	0	0	0	4	19
Bose, Anatoly	0-5	0-3	1-2	2	0	1	1	2	0	0	17
Paige, Chris	0-1	0-0	0-2	0	0	0	0	1	0	0	4
TEAM				3							
Totals.....	16-53	5-24	4-14	28	16	41	10	19	0	14	200

**TOTAL FG%** 1st Half: 7-22 31.8% 2nd Half: 9-31 29.0% **Game: 30.2%** **DB**  
**3-Pt. FG%** 1st Half: 4-11 36.4% 2nd Half: 1-13 7.7% **Game: 20.8%** **REB.**  
**F Throw %** 1st Half: 1-7 14.3% 2nd Half: 3-7 42.9% **Game: 28.6%** **5**

Player	fg-a	3fg-a	ft-a	reb	pf	tp	a	to	blk	s	min
Randolph, A. f	3-6	0-1	0-0	7	2	6	1	2	3	3	21
Johnson, Chris c	5-7	0-1	6-6	6	2	16	0	3	3	1	24
Thornton, M. g	9-15	4-8	2-3	6	1	24	1	2	1	0	35
Martin, Terry g	2-4	0-1	0-0	2	2	4	1	3	1	0	21
Temple, Garrett g	0-2	0-2	0-1	3	2	0	2	2	1	3	32
Mason, Dameon	1-3	0-0	0-0	4	2	2	1	2	0	0	21
Terrebonne, Greg	0-0	0-0	0-0	0	0	0	0	1	0	0	2
Spencer, Bo	3-8	3-7	2-2	4	1	11	3	2	0	0	29
Green, Garrett	2-3	0-0	0-1	5	0	4	0	2	0	0	7
Farrer, Alex	0-0	0-0	1-2	1	1	1	1	2	0	0	8
TEAM				1							
Totals.....	25-48	7-20	11-15	39	13	68	10	21	9	7	200

**TOTAL FG%** 1st Half: 11-22 50.0% 2nd Half: 14-26 53.8% **Game: 52.1%** **DB**  
**3-Pt. FG%** 1st Half: 3-9 33.3% 2nd Half: 4-11 36.4% **Game: 35.0%** **REB.**  
**F Throw %** 1st Half: 6-8 75.0% 2nd Half: 5-7 71.4% **Game: 73.3%** **2**

Officials: Tony Greene, JB Caldwell, Mike Roberts

Technical fouls: Nicholls State-None. LSU-None.

Attendance: 7704

Score by Periods	1st	2nd	Total
Nicholls State	19	22	41
LSU	31	37	68

**Game 7 -- LSU 88, Southern 45**  
 11/30/07 7:00 pm at PMAC, Baton Rouge, LA

Player	fg-a	3fg-a	ft-a	reb	pf	tp	a	to	blk	s	min
DAVIS,Chris *	3-14	0-5	3-4	6	0	9	0	1	0	3	27
HOLLIDAY,Joe *	0-6	0-4	0-0	2	0	0	1	1	0	1	26
GUILLORY,Geri *	1-3	1-2	2-2	1	1	5	1	4	0	0	25
JACK,Joseph *	1-6	0-1	1-2	3	2	3	0	1	1	1	19
HONORE,Barry *	6-15	1-3	1-1	9	3	14	0	2	1	1	29
WHITE,Brandon	0-0	0-0	1-2	2	0	1	1	0	0	1	4
EKWEOZOR,Chike	0-0	0-0	0-4	0	1	0	0	0	2	0	11
WILEY,Steffon	1-4	0-1	1-2	2	2	3	0	2	0	2	16
INGRAM,Julius	1-3	0-0	1-2	1	0	3	0	0	0	0	8
WILLIAMS,Jazz	1-4	1-3	0-0	1	0	3	0	1	0	0	14
BYARS,Brandon	0-0	0-0	0-0	0	1	0	0	1	0	0	3
SCOTT,Douglas	1-5	0-0	0-0	2	1	2	1	1	0	0	8
DAVIS,Andre'	1-5	0-0	0-0	2	3	2	0	0	0	0	10
TEAM				4							
Totals.....	16-65	3-19	10-19	35	14	45	4	14	4	9	200

**TOTAL FG%** 1st Half: 8-31 25.8% 2nd Half: 8-34 23.5% **Game: 24.6%** **DB**  
**3-Pt. FG%** 1st Half: 2-11 18.2% 2nd Half: 1-8 12.5% **Game: 15.8%** **REB.**  
**F Throw %** 1st Half: 3-6 50.0% 2nd Half: 7-13 53.8% **Game: 52.6%** **4**

Player	fg-a	3fg-a	ft-a	reb	pf	tp	a	to	blk	s	min
Randolph, A. f	10-14	1-2	3-5	11	1	24	1	3	5	0	26
Johnson, Chris c	7-10	0-0	6-6	5	1	20	0	2	2	1	26
Thornton, M. g	9-15	4-7	0-0	7	1	22	3	1	0	4	32
Martin, Terry g	4-11	2-5	1-2	7	0	11	1	2	0	0	25
Temple, Garrett g	1-2	0-1	1-2	4	3	3	3	1	0	1	24
Mason, Dameon	1-4	0-0	0-0	4	4	2	2	0	0	1	15
Terrebonne, Greg	1-3	0-0	0-0	0	0	2	2	0	0	0	2
Spencer, Bo	0-3	0-3	0-0	1	3	0	6	2	0	1	26
Green, Garrett	2-2	0-0	0-0	8	2	4	0	0	0	0	13
Farrer, Alex	0-1	0-1	0-0	2	1	0	0	1	0	0	12
TEAM				3							
Totals.....	35-65	7-19	11-15	51	16	88	18	12	7	8	200

**TOTAL FG%** 1st Half: 14-34 41.2% 2nd Half: 21-31 67.7% **Game: 53.8%** **DB**  
**3-Pt. FG%** 1st Half: 2-11 18.2% 2nd Half: 5-8 62.5% **Game: 36.8%** **REB.**  
**F Throw %** 1st Half: 1-1 100% 2nd Half: 10-14 71.4% **Game: 73.3%** **2**


Officials: CC- Anthony Jordan; R1-Antinio Petty, R2-Patrick Evans

Technical fouls: Southern University-None. LSU-None.

Attendance: 7719

Score by Periods	1st	2nd	Total
Southern University	21	24	45
LSU	31	57	88





# Tasmin Mitchell

Forward • 6-7 • 230 • Junior • 2VL • Denham Springs, La. • Denham Springs HS

# 1

### Top Performances

**Points**  
 Season: 16, vs. McNeese, 11/14/07  
 Career: 24 at Auburn, 2/28/07

**Rebounds**  
 Season: 14, vs. McNeese, 11/14/07  
 Career: 14, vs. McNeese, 11/14/07

**Field Goals Made**  
 Season: 4, vs. McNeese, 11/14/07  
 Career: 10, at Auburn, 2/28/07

**3 PT FG Made**  
 Season: 1 vs. SLU, 11/12/07  
 Career: 5, vs. ULM, 11/19/06

**Free Throws Made**  
 Season: 8, vs. McNeese, 11/14/07  
 Career: 8, vs. McNeese, 11/14/07

**Assists**  
 Season: 3 twice  
 Career: 6, twice

**Blocks**  
 Season: 1 vs. SLU, 11/12/07  
 Career: 3, vs. Arkansas, 2/10/07

**Steals**  
 Season: 4 vs. McNeese, 11/14/07  
 Career: 4, five times

**Minutes Played**  
 Season: 36, vs. McNeese, 11/14/07  
 Career: 44, vs. Texas, 12/10/06

### Top Career Scoring Games

1. 24 At Auburn, 2/28/07
2. 23 At Tennessee, 2/6/07
2. 23 vs. Texas, 12/10/06
4. 21 vs. South Carolina, 3/3/07
4. 21 vs. Louisiana-Monroe, 11/19/06
6. 20 five times

**2007 Coaches All-SEC Preseason First Team (Unanimous)**  
**2007 Media All-SEC Preseason Second Team**

### Junior Season (2007-08)


Surgery Nov. 29 on stress fracture in left ankle ... Played just six limited minutes with left ankle/heel problem against Oklahoma State and then removed from game (11/19) ... Did not play in last two games in Maui ... Eighth double-double, career rebound and free throw makes night against McNeese (11/14) ... Averaged 11.5 points in the exhibition games ... second in rebounding at 7.0 boards per game ... Scored 18 points in LSU's first pre-season scrimmage (10/20) ... Averaged just over 11 points in LSU's three-game Labor Day exhibition tour in Toronto.

### Mitchell's Game-by-Game Statistics

2007-08	OPPONENT	MIN	FG	3FG	FT	REB	PF/D	A	TO	BLK	STL	PTS
	Southeastern La.	24	3-6	0-1	0-0	2	4-0	3	3	1	2	6
	McNeese State	36	4-13	0-4	8-10	14	2-0	3	4	0	4	16
	Oklahoma State	6	0-2	0-0	0-0	1	2-0	0	2	0	1	0
	Chaminade	DNP -- Injury										
	Arizona State	DNP -- injury										
	Nicholls State	DNP -- injury										
	Southern	DNP -- injury										
	Villanova											
	Northwestern St.											
	Wichita State											
	Oregon State											
	Washington											
	Tulane											
	Texas A&M											
	Mississippi St.											
	Ole Miss											
	Auburn											
	Vanderbilt											
	Arkansas											
	Auburn											
	Alabama											
	Tennessee											
	Florida											
	Kentucky											
	Arkansas											
	Ole Miss											
	South Carolina											
	Georgia											
	Alabama											
	Mississippi State											

### Tasmin Mitchell's Career Stats

YEAR	GP-GS	MIN/AVG	FG-FGA	PCT.	3FG-FGA	PCT.	FT-FTA	PCT.	REB-AVG	PF-FO	AST	TO	BLK	STL	PTS-AVG.
05-06	36-36	1240/34.4	162-365	.444	28-95	.295	60-81	.741	201-5.6	85-0	100	83	18	53	412-11.4
06-07	32-32	1092/34.1	173-371	.466	41-109	.376	78-104	.750	189-5.9	76-1	59	55	25	34	465-14.5
07-08	3-3	66/22.0	7-21	.333	0-5	.000	8-10	.800	17-5.7	8-0	6	9	1	7	22-7.3
<b>Totals</b>	<b>70-70</b>	<b>2398/34.2</b>	<b>342-757</b>	<b>.453</b>	<b>69-209</b>	<b>.330</b>	<b>146-195</b>	<b>.749</b>	<b>407-5.8</b>	<b>169-1</b>	<b>165</b>	<b>147</b>	<b>44</b>	<b>94</b>	<b>899/12.8</b>



# Dameon Mason

Guard/Forward • 6-6 • 190 • Senior • 1VL • Kansas City, Mo. • Marquette

# 2

## Top Performances

### Points

Season: 5, vs. SLU, 11/12/07  
 Career: 14, vs. Wright St., 12/27/06

### Rebounds

Season: 4, twice  
 Career: 7, vs. Florida, 2/24/07

### Field Goals Made

Season: 2, vs. SLU, 11/12/07  
 Career: 5, three times

### 3 PT FG Made

Season:  
 Career: 2, twice

### Free Throws Made

Season: 1, vs. SLU, 11/12/07  
 Career: 4, vs. Miss. Valley, 12/28/06

### Assists

Season: 2, vs. Southern, 11/30/07  
 Career: 7, vs. ULM, 11/19/06

### Blocks

Season:  
 Career: 1, four times

### Steals

Season: 1, vs. Southern, 11/30/07  
 Career: 3, vs. Vanderbilt, 1/24/07

### Minutes Played

Season: 21, vs. Nicholls St., 11/28/07  
 Career: 35, twice

## Top Career Scoring Games

1. 14 vs. Wright State, 12/27/06
2. 13 vs. Miss. Valley, 12/28/06
3. 12 at Tulane, 12/02/06
4. 11 vs. Samford, 12/29/06
5. 10 vs. UL-Monroe, 11/19/06
6. 9 at Washington, 12/20/06
6. 9 vs. McNeese State, 11/29/06
8. 7 three times

## Senior Season (2007-08)

Played 21 minutes in return (11/28) ... Cleared to return to practice late Monday (11/26) ... Missed four games with viral infection on heart muscle ... Mason opened his senior year with five points in 15 minutes vs. Southeastern Louisiana (11/12) ... Mason hit 7-of-11 shots in exhibition play, averaging 7.0 points ... Averaged 8.7 points and 5.3 rebounds in the Canadian exhibition tour, hitting 50 percent from the field.

## Mason's Game-by-Game Statistics

### 2007-08

OPPONENT	MIN	FG	3FG	FT	REB	PF/D	A	TO	BLK	STL	PTS
Southeastern La.	15	2-5	0-0	1-1	1	1/0	0	1	0	0	5
McNeese State	DNP--illness										
Oklahoma State	DNP--illness										
Chaminade	DNP--illness										
Arizona State	DNP--illness										
Nicholls State	21	1-3	0-0	0-0	4	2-0	1	2	0	0	2
Southern	15	1-4	0-0	0-0	4	4-0	2	0	0	1	2
Villanova											
Northwestern St.											
Wichita State											
Oregon State											
Washington											
Tulane											
Texas A&M											
Mississippi St.											
Ole Miss											
Auburn											
Vanderbilt											
Arkansas											
Auburn											
Alabama											
Tennessee											
Florida											
Kentucky											
Arkansas											
Ole Miss											
South Carolina											
Georgia											
Alabama											
Mississippi State											

## Dameon Mason's Career Stats

YEAR	GP-GS	MIN/AVG	FG-FGA	PCT.	3FG-FGA	PCT.	FT-FTA	PCT.	REB-AVG	PF-FO	AST	TO	BLK	STL	PTS-AVG.
06-07	31-14	594/19.2	61-143	.427	9-28	.321	35-50	.700	93-3.0	48-1	25	40	6	16	166-5.4
07-08	3-0	51/17.0	4-12	.333	0-0	.000	1-1	1.000	9-3.0	7-0	3	3	0	1	9-3.0
<b>Totals</b>	<b>34-14</b>	<b>645/19.0</b>	<b>65-155</b>	<b>.419</b>	<b>9-28</b>	<b>.321</b>	<b>36-51</b>	<b>.706</b>	<b>102-3.0</b>	<b>55-1</b>	<b>28</b>	<b>43</b>	<b>6</b>	<b>17</b>	<b>175-5.1</b>



# Anthony Randolph

Forward • 6-10 • 205 • Freshman • HS • Dallas, Texas • Woodrow Wilson HS

# 3

### Top Performances

**Points**  
 Season: 24, vs. Southern, 11/30/07  
 Career: 24, vs. Southern, 11/30/07

**Rebounds**  
 Season: 13, vs. SLU, 11/12/07  
 Career: 13, vs. SLU, 11/12/07

**Field Goals Made**  
 Season: 10, vs. Southern, 11/30/07  
 Career: 10, vs. Southern, 11/30/07

**3 PT FG Made**  
 Season: 1, twice  
 Career: 1, twice

**Free Throws Made**  
 Season: 5, vs. Arizona St., 11/21/07  
 Career: 5, vs. Arizona St., 11/21/07

**Assists**  
 Season: 3, vs. McNeese, 11/14/07  
 Career: 3, vs. McNeese, 11/14/07

**Blocks**  
 Season: 6, vs. SLU, 11/12/07  
 Career: 6, vs. SLU, 11/12/07

**Steals**  
 Season: 4, vs. SLU, 11/12/07  
 Career: 4, vs. SLU, 11/12/07

**Minutes Played**  
 Season: 34, twice  
 Career: 34, twice

### Top Career Scoring Games

- 24 vs. Southern, 11/30/07
- 21 vs. Arizona State, 11/21/07
- 21 vs. Chaminade, 11/20/07
- 19 vs. Southeastern La., 11/12/07
- 12 vs. McNeese, 11/14/07
- 7 vs. Nicholls State, 11/28/07
- 5 vs. Oklahoma State, 11/19/07

**SEC Freshman of the Week, Nov. 19**  
**Jay Bilas' ESPN.com All-Maui Team, Nov. 21**

### Freshman Season (2007-08)


Rebounded from off-night against Nicholls State (11/28) to record career high 24 points and second double double with 11 boards against Southern (11/30) ... 21 points in Maui versus Chaminade (11/20) and Arizona State (11/21) ... Named SEC Freshman of the Week (11/19) for his first two games ... Had a strong debut with his first double double against Southeastern (11/12) with 19 points, 13 rebounds ... Co-team leader in scoring, averaging 17.5 ppg and team leader in rebounds in exhibitions averaging 10 rpg ... 15-of-26 from the floor ... Second leading scorer on the Canadian exhibition tour, averaging 13.3 points per game with team best 6.7 rebounds ... Had eight blocks in three games ... Had 17 points, nine board, six blocks against York University.

### Randolph's Game-by-Game Statistics 2007-08

OPPONENT	MIN	FG	3FG	FT	REB	PF/D	A	TO	BLK	STL	PTS
Southeastern La.	33	7-11	1-2	4-6	13	2/0	2	2	6	4	19
McNeese State	29	5-9	0-1	2-4	7	3/0	3	2	1	2	12
Oklahoma State	26	2-5	0-1	1-2	5	4-0	2	5	3	0	5
Chaminade	32	9-14	0-0	3-4	9	2-0	2	4	2	1	21
Arizona State	21	8-14	0-2	5-6	7	2-0	1	0	2	1	21
Nicholls State	21	3-6	0-1	0-0	7	2-0	1	2	3	3	6
Southern	26	10-14	1-2	3-5	11	1-0	1	3	5	0	24
Villanova											
Northwestern St.											
Wichita State											
Oregon State											
Washington											
Tulane											
Texas A&M											
Mississippi St.											
Ole Miss											
Auburn											
Vanderbilt											
Arkansas											
Auburn											
Alabama											
Tennessee											
Florida											
Kentucky											
Arkansas											
Ole Miss											
South Carolina											
Georgia											
Alabama											
Mississippi State											

### Anthony Randolph's Career Stats

YEAR	GP-GS	MIN/AVG	FG-FGA	PCT.	3FG-FGA	PCT.	FT-FTA	PCT.	REB-AVG	PF-FO	AST	TO	BLK	STL	PTS-AVG.
07-08	7-7	201/28.7	44-73	.603	2-9	.222	18-27	.667	59-8.4	16-0	12	18	22	11	108-15.4
<b>Totals</b>	<b>7-7</b>	<b>201/28.7</b>	<b>44-73</b>	<b>.603</b>	<b>2-9</b>	<b>.222</b>	<b>18-27</b>	<b>.667</b>	<b>59-8.4</b>	<b>16-0</b>	<b>12</b>	<b>18</b>	<b>22</b>	<b>11</b>	<b>108-15.4</b>



# Marcus Thornton

Guard \* 6-4 \* 198 \* Junior \* JC \* Baton Rouge, La. \* Kilgore College

# 5

## Top Performances

### Points

Season: 27, vs. SLU, 11/12/07  
 Career: 27, vs. SLU, 11/12/07

### Rebounds

Season: 12, vs. Arizona St., 11/21/07  
 Career: 12, vs. Arizona St., 11/21/07

### Field Goals Made

Season: 9, twice  
 Career: 9, twice

### 3 PT FG Made

Season: 4, four times  
 Career: 4, four times

### Free Throws Made

Season: 7, vs. SLU, 11/12/07  
 Career: 7, vs. SLU, 11/12/07

### Assists

Season: 3, vs. Southern, 11/30/07  
 Career: 3, vs. Southern, 11/30/07

### Blocks

Season: 1, twice  
 Career: 1, twice

### Steals

Season: 4, vs. Southern, 11/30/07  
 Career: 4, vs. Southern, 11/30/07

### Minutes Played

Season: 40, vs. Arizona St., 11/21/07  
 Career: 40, vs. Arizona St., 11/21/07

## Top Career Scoring Games

1. 27 vs. SLU, 11/12/07
2. 24 vs. Nicholls State, 11/28/07
3. 24 vs. McNeese, 11/14/07
4. 22 vs. Southern, 11/30/07
5. 20 vs. Okla. St., 11/19/07
6. 18 vs. Arizona State, 11/21/07
7. 4 vs. Chaminade, 11/20/07

## Junior Season (2007-08)

Back-to-back 20-point games with 22 points against Southern (11/30) after 24 against Nicholls State (11/28) ... Hit three-pointer that forced overtime and was ESPN's No. 2 play of the day in OT loss against Arizona State (11/21) ... Opens season with three-consecutive 20-point games -- 20 against Oklahoma State (11/19) ... Posted back-to-back 20-plus games with 24 against McNeese (11/14) ... Just short of becoming first player since 2005 to score 30 in a game for LSU with 27 in opener vs. Southeastern Louisiana (11/12) ... Leading scorer on the Canadian tour, averaging 26.0 points per game and 6.3 rebounds ... Hit 32-of-55 field goal attempts, including 11-of-25 threes ... Had 30 in the win over Guelph and 29 points and 10 rebounds against the University of Toronto.

## Thornton's Game-by-Game Statistics

### 2007-08

OPPONENT	MIN	FG	3FG	FT	REB	PF/D	A	TO	BLK	STL	PTS
Southeastern La.	34	8-14	4-7	7-9	2	0/0	2	2	0	2	27
McNeese State	37	8-16	2-8	6-7	3	1-0	2	3	1	1	24
Oklahoma State	31	6-14	2-6	6-6	3	3-0	1	0	1	1	20
Chaminade	29	2-12	0-4	0-2	2	3-0	0	1	1	2	4
Arizona State	40	7-19	4-12	0-0	12	4-0	1	5	0	1	18
Nicholls State	35	9-15	4-8	2-3	6	1-0	1	2	1	0	24
Southern	32	9-15	4-7	0-0	7	1-0	3	1	0	4	22
Villanova											
Northwestern St.											
Wichita State											
Oregon State											
Washington											
Tulane											
Texas A&M											
Mississippi St.											
Ole Miss											
Auburn											
Vanderbilt											
Arkansas											
Auburn											
Alabama											
Tennessee											
Florida											
Kentucky											
Arkansas											
Ole Miss											
South Carolina											
Georgia											
Alabama											
Mississippi State											

## Marcus Thornton's Career Stats

YEAR	GP-GS	MIN/AVG	FG-FGA	PCT.	3FG-FGA	PCT.	FT-FTA	PCT.	REB-AVG	PF-FO	AST	TO	BLK	STL	PTS-AVG.
07-08	7-7	238-34.0	49-105	.467	20-52	.385	21-27	.778	35-5.0	13-0	10	14	4	11	139-19.9
<b>Totals</b>	<b>7-7</b>	<b>238-34.0</b>	<b>49-105</b>	<b>.467</b>	<b>20-52</b>	<b>.385</b>	<b>21-27</b>	<b>.778</b>	<b>35-5.0</b>	<b>13-0</b>	<b>10</b>	<b>14</b>	<b>4</b>	<b>11</b>	<b>139-19.9</b>



# Greg Terrebonne

Guard • 6-0 • 205 • Sophomore • 1VL • Galliano, La. • South Lafourche HS

# 10

### Top Performances

#### Points

Season: 2, vs. Southern, 11/30/07  
 Career: 2, vs. Southern, 11/30/07

#### Rebounds

Season:  
 Career: 1, three times

#### Field Goals Made

Season: 1, vs. Southern, 11/30/07  
 Career: 1, vs. Southern, 11/30/07

#### 3 PT FG Made

Season:  
 Career:

#### Free Throws Made

Season:  
 Career:

#### Assists

Season: 2, vs. Southern, 11/30/07  
 Career: 2, vs. Southern, 11/30/07

#### Blocks

Season:  
 Career:

#### Steals

Season:  
 Career: 1, vs. Wright St., 12/27/06

#### Minutes Played

Season: 2, vs. Southern, 11/30/07  
 Career: 2, twice

### Top Career Scoring Games

1. 2 vs. Southern, 11/30/07

### Sophomore Season (2007-08)

Much to crowd's delight got first college points against Southern (11/30) at the buzzer ... Saw first action against Nicholls State (11/29) ... Scored two points in final two minutes of exhibition, his first points scored on the LSU court.


### Terrebonne's Game-by-Game Statistics

#### 2007-08

OPPONENT	MIN	FG	3FG	FT	REB	PF/D	A	TO	BLK	STL	PTS
Southeastern La.	DNP										
McNeese State	DNP										
Oklahoma State	DNP										
Chaminade	DNP										
Arizona State	DNP										
Nicholls State	2	0-0	0-0	0-0	0	0-0	0	1	0	0	0
Southern	2	1-3	0-0	0-0	0	0-0	2	0	0	0	2
Villanova											
Northwestern St.											
Wichita State											
Oregon State											
Washington											
Tulane											
Texas A&M											
Mississippi St.											
Ole Miss											
Auburn											
Vanderbilt											
Arkansas											
Auburn											
Alabama											
Tennessee											
Florida											
Kentucky											
Arkansas											
Ole Miss											
South Carolina											
Georgia											
Alabama											
Mississippi State											

### Greg Terrebonne's Career Stats

YEAR	GP-GS	MIN/AVG	FG-FGA	PCT.	3FG-FGA	PCT.	FT-FTA	PCT.	REB-AVG	PF-FO	AST	TO	BLK	STL	PTS-AVG.
06-07	5-0	7/1.4	0-0	.000	0-0	.000	0-0	.000	3-0.6	0-0	1	1	0	1	0-0.0
07-08	2-0	4/2.0	1-3	.333	0-0	.000	0-0	.000	0-0.0	0-0	2	1	0	0	2-1.0
<b>Totals</b>	<b>7-0</b>	<b>11/1.6</b>	<b>1-3</b>	<b>.333</b>	<b>0-0</b>	<b>.000</b>	<b>0-0</b>	<b>.000</b>	<b>3-0.4</b>	<b>0-0</b>	<b>3</b>	<b>2</b>	<b>0</b>	<b>1</b>	<b>2-0.3</b>



# Bo Spencer

Guard • 6-1 • 180 • Freshman • HS • Baton Rouge, La. • Glen Oaks HS

# 11

### Top Performances

**Points**  
 Season: 14, vs. Arizona St., 11/21/07  
 Career: 14, vs. Arizona St., 11/21/07

**Rebounds**  
 Season: 4, vs. Nicholls St., 11/28/07  
 Career: 4, vs. Nicholls St., 11/28/07

**Field Goals Made**  
 Season: 5, vs. Arizona St., 11/21/07  
 Career: 5, vs. Arizona St., 11/21/07

**3 PT FG Made**  
 Season: 4, vs. Arizona St., 11/21/07  
 Career: 4, vs. Arizona St., 11/21/07

**Free Throws Made**  
 Season: 2, three times  
 Career: 2, three times

**Assists**  
 Season: 6, vs. Southern, 11/30/07  
 Career: 6, vs. Southern, 11/30/07

**Blocks**  
 Season: 1, vs. Chaminade, 11/20/07  
 Career: 1, vs. Chaminade, 11/20/07

**Steals**  
 Season: 1, twice  
 Career: 1, twice

**Minutes Played**  
 Season: 34, vs. Arizona St., 11/21/07  
 Career: 34, vs. Arizona St., 11/21/07

### Top Career Scoring Games

1. 14, vs. Arizona State, 11/21/07
2. 11, vs. Nicholls State, 11/28/07
2. 11, vs. Chaminade, 11/20/07
4. 10, vs. Okla. St., 11/19/07
5. 7, vs. SLU, 11/12/07
6. 2, vs. McNeese, 11/14/07

### Freshman Season (2007-08)

Failed to score against Southern (11/30), but had season best six assists, just two turnovers ... Fourth consecutive double figure game (11) against Nicholls (11/28) ... Season best 14 points against Arizona State (11/21) ... Spencer also had 11 against Chaminade (11/20) and 10 versus Oklahoma State (11/19) ... Spencer scored seven in opener vs. Southeastern (11/12) ... Spencer averaged 7.5 points per game in exhibitions, hitting 7-of-9 field goal attempts ... Averaged 8.7 points and 5.3 rebounds in the Canadian exhibition tour, hitting 50 percent from the field.


### Spencer's Game-by-Game Statistics

#### 2007-08

OPPONENT	MIN	FG	3FG	FT	REB	PF/D	A	TO	BLK	STL	PTS
Southeastern La.	21	3-3	1-1	0-0	1	1/0	2	2	0	1	7
McNeese State	12	0-0	0-0	2-2	1	0-0	0	1	0	0	2
Oklahoma State	25	3-6	2-3	2-2	1	2-0	4	4	0	1	10
Chaminade	23	4-6	3-5	0-0	3	2-0	2	2	1	0	11
Arizona State	34	5-9	4-8	0-0	2	3-0	3	2	0	0	14
Nicholls State	29	3-8	3-7	2-2	4	1-0	3	2	0	0	11
Southern	26	0-3	0-3	0-0	1	3-0	6	2	0	1	0
Villanova											
Northwestern St.											
Wichita State											
Oregon State											
Washington											
Tulane											
Texas A&M											
Mississippi St.											
Ole Miss											
Auburn											
Vanderbilt											
Arkansas											
Auburn											
Alabama											
Tennessee											
Florida											
Kentucky											
Arkansas											
Ole Miss											
South Carolina											
Georgia											
Alabama											
Mississippi State											

### Bo Spencer's Career Stats

YEAR	GP-GS	MIN/AVG	FG-FGA	PCT.	3FG-FGA	PCT.	FT-FTA	PCT.	REB-AVG	PF-FO	AST	TO	BLK	STL	PTS-AVG.
07-08	7-0	170-24.3	18-35	.514	13-27	.481	6-6	1.000	13-1.9	12-0	20	15	1	3	55-7.9
<b>Totals</b>	<b>7-0</b>	<b>170-24.3</b>	<b>18-35</b>	<b>.514</b>	<b>13-27</b>	<b>.481</b>	<b>6-6</b>	<b>1.000</b>	<b>13-1.9</b>	<b>12-0</b>	<b>20</b>	<b>15</b>	<b>1</b>	<b>3</b>	<b>55-7.9</b>



# Terry Martin

Guard • 6-6 • 207 • Junior • 1VL • Monroe, La. • Texas Tech

# 13

## Top Performances

**Points**  
 Season: 13, vs. Chaminade, 11/20/07  
 Career: 23, vs. Auburn, 1/13/07

**Rebounds**  
 Season: 7, twice  
 Career: 7, twice

**Field Goals Made**  
 Season: 5, twice  
 Career: 8, vs. Auburn, 1/13/07

**3 PT FG Made**  
 Season: 3, vs. Chaminade, 11/20/07  
 Career: 5, twice

**Free Throws Made**  
 Season: 2, vs. SLU, 11/12/07  
 Career: 4, twice

**Assists**  
 Season: 3, twice  
 Career: 5, at Ole Miss, 2/14/07

**Blocks**  
 Season: 3, vs. Chaminade, 11/20/07  
 Career: 3, vs. Chaminade, 11/20/07

**Steals**  
 Season: 1, three times  
 Career: 3, at Georgia, 1/2/807

**Minutes Played**  
 Season: 33, vs. Chaminade, 11/20/07  
 Career: 37, vs. Arkansas, 2/10/07

## Top Career Scoring Games

1. 23 vs. Auburn, 1/1/307
2. 19 vs La. Tech, 12/23/06
3. 18 vs. Florida, 2/24/07
4. 16 at Kentucky, 2/20/07
4. 16 at Georgia, 1/28/07
6. 15 at Tennessee, 2/6/07
6. 15 vs. Ole Miss, 1/17/07
8. 14 at Miss. State, 2/3/07
8. 14 vs. Wright State, 12/27/06
10. 13 three times

## Junior Season (2007-08)

Third double figure game of 11 against Southern (11/30) ... 13 points against Chaminade with three treys (11/20) ... First double figure game of year with 11 vs. McNeese (11/14) ... Scored six in opener (11/12) ... Averaged 15 points for the exhibition games after hitting 5-of-10 three-point attempts in 17-point effort against EA Sports ... Had 13 points, 5 assists against Belhaven ... Just one turnover ... Played primarily at the point guard position in Canada ... Averaging 13.0 points and 5.3 assists in the three games.

## Martin's Game-by-Game Statistics

### 2007-08

OPPONENT	MIN	FG	3FG	FT	REB	PF/D	A	TO	BLK	STL	PTS
Southeastern La.	31	2-7	0-2	2-2	4	3-0	3	2	0	1	6
McNeese State	30	5-10	1-3	0-2	5	0-0	2	2	1	1	11
Oklahoma State	24	2-9	1-6	0-0	6	3-0	0	2	0	0	5
Chaminade	33	5-12	3-8	0-1	7	3-0	1	1	3	1	13
Arizona State	27	1-8	1-7	0-0	2	2-0	3	3	0	0	3
Nicholls State	21	2-4	0-1	0-0	2	2-0	1	3	1	0	4
Southern	25	4-11	2-5	1-2	7	0-0	1	2	0	0	11
Villanova											
Northwestern St.											
Wichita State											
Oregon State											
Washington											
Tulane											
Texas A&M											
Mississippi St.											
Ole Miss											
Auburn											
Vanderbilt											
Arkansas											
Auburn											
Alabama											
Tennessee											
Florida											
Kentucky											
Arkansas											
Ole Miss											
South Carolina											
Georgia											
Alabama											
Mississippi State											

## Terry Martin's Career Stats

YEAR	GP-GS	MIN/AVG	FG-FGA	PCT.	3FG-FGA	PCT.	FT-FTA	PCT.	REB-AVG	PF-FO	AST	TO	BLK	STL	PTS-AVG.
06-07	24-16	701/29.2	93-227	.410	52-134	.388	15-26	.577	67-2.8	37-1	35	43	6	11	253-10.5
07-08	7-7	191/27.3	21-61	.344	8-32	.250	3-7	.429	33-4.7	13-0	11	15	5	3	53-7.6
<b>Totals</b>	<b>31-23</b>	<b>892/28.8</b>	<b>114-288</b>	<b>.396</b>	<b>60-166</b>	<b>.361</b>	<b>18-33</b>	<b>.545</b>	<b>100-3.2</b>	<b>50-1</b>	<b>46</b>	<b>58</b>	<b>11</b>	<b>14</b>	<b>306-9.9</b>



# Garrett Temple

Guard • 6-6 • 195 • Junior • 2VL • Baton Rouge, La. • Univeristy HS

# 14

## Top Performances

**Points**  
 Season: 17, vs. Okla. St., 11/19/07  
 Career: 18, at Tulane, 12/2/06

**Rebounds**  
 Season: 5, vs. Arizona St., 11/21/07  
 Career: 8, four times

**Field Goals Made**  
 Season: 4, vs. Okla. St., 11/19/07  
 Career: 7, vs. McNeese, 11/29/06

**3 PT FG Made**  
 Season: 3, vs. Okla. St., 11/19/07  
 Career: 4, three times

**Free Throws Made**  
 Season: 6, vs. Arizona St., 11/21/07  
 Career: 8, vs. Florida, 2/24/07

**Assists**  
 Season: 7, vs. Arizona St., 11/21/07  
 Career: 7, seven times

**Blocks**  
 Season: 2, vs. McNeese, 11/14/07  
 Career: 4, vs. Auburn, 1/13/07

**Steals**  
 Season: 3, twice  
 Career: 4, twice

**Minutes Played**  
 Season: 40, vs. Arizona St., 11/21/07  
 Career: 45, vs. Texas, 12/10/06

## Top Career Scoring Games

1. 18 at Tulane, 12/2/06
2. 17 vs. Oklahoma State, 11/19/07
2. 17 vs. Florida, 2/24/07
2. 17 at Oregon State, 12/17/06
2. 17 vs. McNeese State, 11/29/06
6. 16 at Mississippi State, 2/3/07
6. 16 vs. Nicholls State, 11/17/06
8. 14 three times

## Junior Season (2007-08)

Had 11 points and career equaling seven assists in loss at Arizona State ... Just one point off his career high with 17 against Oklahoma State (11/19) ... Came off the bench and had nine points in 30 minutes against McNeese (11/14) ... Failed to score in opener (11/12) ... Three points, four blocks in 19 minutes against Belhaven ... Temple did not play on the Canadian trip as he recovered from an ankle injury originally hurt on summer China trip and aggravated during a pickup game.

## Temple's Game-by-Game Statistics

### 2007-08

OPPONENT	MIN	FG	3FG	FT	REB	PF/D	A	TO	BLK	STL	PTS
Southeastern La.	29	0-1	0-1	0-2	1	3-0	1	2	0	0	0
McNeese State	30	3-4	0-1	3-4	2	2-0	2	0	2	1	9
Oklahoma State	34	4-7	3-5	6-6	3	4-0	5	4	1	1	17
Chaminade	35	3-7	1-3	2-4	4	2-0	4	2	1	3	9
Arizona State	40	2-4	1-2	6-6	5	4-0	7	4	1	1	11
Nicholls State	32	0-2	0-2	0-1	3	2-0	2	2	1	3	0
Southern	24	1-2	0-1	1-2	4	3-0	3	1	0	1	3
Villanova											
Northwestern St.											
Wichita State											
Oregon State											
Washington											
Tulane											
Texas A&M											
Mississippi St.											
Ole Miss											
Auburn											
Vanderbilt											
Arkansas											
Auburn											
Alabama											
Tennessee											
Florida											
Kentucky											
Arkansas											
Ole Miss											
South Carolina											
Georgia											
Alabama											
Mississippi State											

## Garrett Temple's Career Stats

YEAR	GP-GS	MIN/AVG	FG-FGA	PCT.	3FG-FGA	PCT.	FT-FTA	PCT.	REB-AVG	PF-FO	AST	TO	BLK	STL	PTS-AVG.
05-06	36-35	1207/33.5	65-194	.335	27-109	.248	25-37	.676	94-2.6	87-2	99	70	31	38	182-5.1
06-07	32-32	1099/34.3	91-230	.396	35-130	.269	57-70	.814	118-3.7	79-1	138	83	34	52	274-8.6
07-08	7-5	224/32.0	13-27	.481	5-15	.333	18-25	.720	22-3.1	20-0	24	15	6	10	49-7.0
<b>Totals</b>	<b>75-72</b>	<b>2530/33.7</b>	<b>169-451</b>	<b>.375</b>	<b>67-254</b>	<b>.264</b>	<b>100-132</b>	<b>.758</b>	<b>234-3.1</b>	<b>186-3</b>	<b>261</b>	<b>168</b>	<b>71</b>	<b>100</b>	<b>505-6.7</b>





# Garrett Green

Forward • 6-10 • 218 • Freshman • HS • Woodland Hills, Calif. • Taft HS

# 20

### Top Performances

#### Points

Season: 4, twice  
 Career: 4, twice

#### Rebounds

Season: 8, vs. Southern, 11/30/07  
 Career: 8, vs. Southern, 11/30/07

#### Field Goals Made

Season: 2, twice  
 Career: 2, twice

#### 3 PT FG Made

Season:  
 Career:

#### Free Throws Made

Season: 1, vs. Okla. St., 11/19/07  
 Career: 1, vs. Okla. St., 11/19/07

#### Assists

Season: 1, twice  
 Career: 1, twice

#### Blocks

Season: 2, vs. Okla. St., 11/19/07  
 Career: 2, vs. Okla. St., 11/19/07

#### Steals

Season: 1, vs. Okla. St., 11/19/07  
 Career: 1, vs. Okla. St., 11/19/07

#### Minutes Played

Season: 17, vs. Okla. St., 11/19/07  
 Career: 17, vs. Okla. St., 11/19/07

### Top Career Scoring Games

1. 4 vs. Southern, 11/30/07
1. 4 vs. Nicholls State, 11/28/07
3. 2 vs. Arizona State, 11/21/07
3. 2 vs. Chaminade, 11/20/07
5. 1 vs. Oklahoma State, 11/19/07

### Freshman Season (2007-08)

Equaled career high in points and upped high in rebounds against Southern (11/30) ... Scored first field goal of career against Chaminade (11/20) ... Played 17 minutes on his first venture onto the court in Maui (11/19) ... Made his only field goal attempt against EA Sports ... Green was 1-of-4 with four points in 12 minutes against Belhaven ... Green did not play in Canada while the coaches were deciding on redshirt possibility for 2007-08.


### Green's Game-by-Game Statistics

#### 2007-08

OPPONENT	MIN	FG	3FG	FT	REB	PF/D	A	TO	BLK	STL	PTS
Southeastern La.	DNP										
McNeese State	DNP										
Oklahoma State	17	0-1	0-0	1-2	2	5-1	1	2	2	1	1
Chaminade	14	1-2	0-0	0-0	4	0-0	1	0	0	0	2
Arizona State	7	1-1	0-0	0-0	0	4-0	0	0	0	0	2
Nicholls State	7	2-3	0-0	0-1	5	0-0	0	2	0	0	4
Southern	13	2-2	0-0	0-0	8	2-0	0	0	0	0	4
Villanova											
Northwestern St.											
Wichita State											
Oregon State											
Washington											
Tulane											
Texas A&M											
Mississippi St.											
Ole Miss											
Auburn											
Vanderbilt											
Arkansas											
Auburn											
Alabama											
Tennessee											
Florida											
Kentucky											
Arkansas											
Ole Miss											
South Carolina											
Georgia											
Alabama											
Mississippi State											

### Garrett Green's Career Stats

YEAR	GP-GS	MIN/AVG	FG-FGA	PCT.	3FG-FGA	PCT.	FT-FTA	PCT.	REB-AVG	PF-FO	AST	TO	BLK	STL	PTS-AVG.
07-08	5-0	58-11.6	6-9	.667	0-0	.000	1-3	.333	19-3.8	11-1	2	4	2	1	13-2.6
<b>Totals</b>	<b>5-0</b>	<b>58-11.6</b>	<b>6-9</b>	<b>.667</b>	<b>0-0</b>	<b>.000</b>	<b>1-3</b>	<b>.333</b>	<b>19-3.8</b>	<b>11-1</b>	<b>2</b>	<b>4</b>	<b>2</b>	<b>1</b>	<b>13-2.6</b>



# Chris Johnson

Center • 6-11 • 205 • Junior • 2VL • Montross, Va. • Laurinburg (NC) Prep

# 21

## Top Performances

### Points

Season: 20, vs. Southern, 11/30/07  
 Career: 20, vs. Southern, 11/30/07

### Rebounds

Season: 11, vs. Chaminade, 11/20/07  
 Career: 11, vs. Chaminade, 11/20/07

### Field Goals Made

Season: 8, twice  
 Career: 8, twice

### 3 PT FG Made

Season: 3, vs. Okla. St., 11/19/07  
 Career: 3, vs. Okla. St., 11/19/07

### Free Throws Made

Season: 6, twice  
 Career: 6, twice

### Assists

Season: 1, four times  
 Career: 1, 11 times

### Blocks

Season: 6, vs. McNeese, 11/14/07  
 Career: 6, vs. McNeese, 11/14/07

### Steals

Season: 1, five times  
 Career: 1, 10 times

### Minutes Played

Season: 37, vs. Okla. St., 11/19/07  
 Career: 37, vs. Okla. St., 11/19/07

## Top Career Scoring Games

1. 20 vs. Southern, 11/30/07
2. 19 vs. Oklahoma State, 11/19/07
3. 18 vs. Chaminade, 11/20/07
4. 16 vs. Nicholls State, 11/28/07
5. 13 vs. Alabama, 1/31/07
6. 11 vs. Arizona State, 11/21/07
7. 9 vs. Arkansas, 2/10/07
7. 9 vs. Nicholls State, 11/17/06
9. 6 vs. Nicholls State, 11/21/05
10. 4 four times

**Jay Bilas' ESPN.com All-Maui Team, Nov. 21**

**LSU Athlete of the Week, Nov. 22**

## Junior Season (2007-08)

Career scoring night against Southern (11/30), for second straight game made all six free throw attempts ... Fourth straight double figure game against Nicholls State (11/29) ... Averaged 16 points for the three Maui games ... Back-to-back strong games with his first double-double against Chaminade (11/20) ... Had a career day, hitting three treys and scoring 19 points against Oklahoma State (11/19) ... Moved into the starting lineup against McNeese (11/14) with four points and six blocks ... Two points on a dunk in opener (11/12) ... Averaged 8.5 points and 5.0 rebounds in 20 minutes during the two exhibitions ... Johnson had nine points, three assists in 14 minutes in first exhibition ... Johnson averaged 9.3 points per game and 6.3 rebounds with seven blocks in the three-game exhibition tour of Canada

## Johnson's Game-by-Game Statistics

### 2007-08

OPPONENT	MIN	FG	3FG	FT	REB	PF/D	A	TO	BLK	STL	PTS
Southeastern La.	13	1-4	0-2	0-0	2	0-0	0	0	1	1	2
McNeese State	26	2-4	0-1	0-0	3	3-0	1	2	6	0	4
Oklahoma State	37	8-9	3-4	0-0	5	2-0	1	7	0	0	19
Chaminade	34	8-15	0-1	2-3	11	1-0	1	1	3	1	18
Arizona State	21	4-5	1-1	2-2	5	5-1	1	5	2	1	11
Nicholls State	24	5-7	0-1	6-6	6	2-0	0	3	3	1	16
Southern	26	7-10	0-0	6-6	5	1-0	0	2	2	1	20
Villanova											
Northwestern St.											
Wichita State											
Oregon State											
Washington											
Tulane											
Texas A&M											
Mississippi St.											
Ole Miss											
Auburn											
Vanderbilt											
Arkansas											
Auburn											
Alabama											
Tennessee											
Florida											
Kentucky											
Arkansas											
Ole Miss											
South Carolina											
Georgia											
Alabama											
Mississippi State											

## Chris Johnson's Career Stats

YEAR	GP-GS	MIN/AVG	FG-FGA	PCT.	3FG-FGA	PCT.	FT-FTA	PCT.	REB-AVG	PF-FO	AST	TO	BLK	STL	PTS-AVG.
05-06	10-0	43/4.3	6-18	.333	0-6	.000	1-2	.500	7-0.7	2-0	3	6	3	2	13-1.3
06-07	18-2	122/6.8	24-43	.558	3-6	.500	7-11	.636	29-1.6	19-0	3	8	12	2	58-3.2
07-08	7-6	181/25.9	35-54	.648	4-10	.400	16-17	.941	37-5.3	14-1	4	20	17	5	90-12.9
<b>Totals</b>	<b>35-8</b>	<b>346/9.9</b>	<b>65-115</b>	<b>.565</b>	<b>7-22</b>	<b>.318</b>	<b>24-30</b>	<b>.800</b>	<b>73-2.1</b>	<b>35-1</b>	<b>10</b>	<b>34</b>	<b>32</b>	<b>9</b>	<b>161-4.6</b>



# Alex Farrer

Guard • 6-5 • 200 • Sophomore • 1VL • Phoenix, Ariz. • St. Mary's HS

# 30

## Top Performances

### Points

Season: 4, Arizona St., 11/21/07  
 Career: 5, twice

### Rebounds

Season: 1, twice  
 Career: 2, three times

### Field Goals Made

Season: 1, Arizona St., 11/21/07  
 Career: 1, five times

### 3 PT FG Made

Season: 1, Arizona St., 11/21/07  
 Career: 1, five times

### Free Throws Made

Season: 1, twice  
 Career: 2, twice

### Assists

Season: 2, Arizona St., 11/21/07  
 Career: 2, twice

### Blocks

Season:  
 Career:

### Steals

Season:  
 Career: 1, twice

### Minutes Played

Season: 22, vs. Arizona St., 11/21/07  
 Career: 22, vs. Arizona St., 11/21/07

## Top Career Scoring Games

1. 5 vs. McNeese State, 11/29/06
1. 5 vs. Nicholls State, 11/17/06
3. 4 vs. Arizona State, 11/21/07
4. 3 vs. South Carolina, 3/3/07
4. 3 at Kentucky, 2/20/07
6. 2 vs. UL-Monroe, 11/19/06
7. 1 vs. Nicholls State, 11/28/07

## Sophomore Season (2007-08)

Came in for first time in Chaminade game (11/20), took a blow to the nose, came down and got an assist before going to the bench for treatment ... Farr failed to score in either exhibition contest ... Started one game in Canada, averaged 4.3 points per game and hit three treys.


## Farrer's Game-by-Game Statistics

### 2007-08

OPPONENT	MIN	FG	3FG	FT	REB	PF/D	A	TO	BLK	STL	PTS
Southeastern La.	DNP										
McNeese State	DNP										
Oklahoma State	DNP										
Chaminade	0+	0-0	0-0	0-0	0	0-0	1	0	0	0	0
Arizona State	22	1-2	1-1	1-2	1	1-0	2	1	0	0	4
Nicholls State	8	0-0	0-0	1-2	1	1-0	1	2	0	0	1
Southern	2	0-0	0-0	0-0	0	0-0	0	0	0	0	0
Villanova											
Northwestern St.											
Wichita State											
Oregon State											
Washington											
Tulane											
Texas A&M											
Mississippi St.											
Ole Miss											
Auburn											
Vanderbilt											
Arkansas											
Auburn											
Alabama											
Tennessee											
Florida											
Kentucky											
Arkansas											
Ole Miss											
South Carolina											
Georgia											
Alabama											
Mississippi State											

## Alex Farrer's Career Stats

YEAR	GP-GS	MIN/AVG	FG-FGA	PCT.	3FG-FGA	PCT.	FT-FTA	PCT.	REB-AVG	PF-FO	AST	TO	BLK	STL	PTS-AVG.
06-07	14-0	86/6.1	5-23	.217	4-20	.200	4-6	.667	14-1.0	7-0	6	5	2	0	18-1.3
07-08	4-0	41/10.3	1-3	.333	1-2	.500	2-4	.500	4-1.0	3-0	4	4	0	0	5-1.3
<b>Totals</b>	<b>18-0</b>	<b>127/7.1</b>	<b>6-26</b>	<b>.231</b>	<b>5-22</b>	<b>.227</b>	<b>6-10</b>	<b>.600</b>	<b>18-1.0</b>	<b>10-0</b>	<b>10</b>	<b>9</b>	<b>2</b>	<b>0</b>	<b>23-1.3</b>



# Quintin Thornton

Forward • 6-8 • 230 • Junior • JC • Orlando, Fla. • Odessa College

# 32

### Top Performances

#### Points

Season: \_\_\_\_\_

Career: \_\_\_\_\_

#### Rebounds

Season: \_\_\_\_\_

Career: \_\_\_\_\_

#### Field Goals Made

Season: \_\_\_\_\_

Career: \_\_\_\_\_

#### 3 PT FG Made

Season: \_\_\_\_\_

Career: \_\_\_\_\_

#### Free Throws Made

Season: \_\_\_\_\_

Career: \_\_\_\_\_

#### Assists

Season: \_\_\_\_\_

Career: \_\_\_\_\_

#### Blocks

Season: \_\_\_\_\_

Career: \_\_\_\_\_

#### Steals

Season: \_\_\_\_\_

Career: \_\_\_\_\_

#### Minutes Played

Season: \_\_\_\_\_

Career: \_\_\_\_\_

### Top Career Scoring Games

### Junior Season (2007-08)

Injured early in practice, needing surgery on right pectoral muscle ... Possibly a medical redshirt ... Averaged 12.7 minutes a game and 2.7 points and 4.0 rebounds in Canadian tour.

### Thornton's Game-by-Game Statistics

#### 2007-08

OPPONENT	MIN	FG	3FG	FT	REB	PF/D	A	TO	BLK	STL	PTS
Southeastern La.	DNP-Injury										
McNeese State	DNP-Injury										
Oklahoma State	DNP-Injury										
Chaminade	DNP-injury										
Arizona State	DNP-injury										
Nicholls State	DNP-injury										
Southern	DNP-injury										
Villanova											
Northwestern St.											
Wichita State											
Oregon State											
Washington											
Tulane											
Texas A&M											
Mississippi St.											
Ole Miss											
Auburn											
Vanderbilt											
Arkansas											
Auburn											
Alabama											
Tennessee											
Florida											
Kentucky											
Arkansas											
Ole Miss											
South Carolina											
Georgia											
Alabama											
Mississippi State											

### Quintin Thornton's Career Stats

YEAR	GP-GS	MIN/AVG	FG-FGA	PCT.	3FG-FGA	PCT.	FT-FTA	PCT.	REB-AVG	PF-FO	AST	TO	BLK	STL	PTS-AVG.
07-08															

**Totals**

**LSU Combined Team Statistics (as of Nov 30, 2007)**  
**All games**

<b>RECORD:</b>	<b>OVERALL</b>	<b>HOME</b>	<b>AWAY</b>	<b>NEUTRAL</b>
<b>ALL GAMES.....</b>	<b>(5-2)</b>	<b>(4-0)</b>	<b>(0-0)</b>	<b>(1-2)</b>
<b>CONFERENCE.....</b>	<b>(0-0)</b>	<b>(0-0)</b>	<b>(0-0)</b>	<b>(0-0)</b>
<b>NON-CONFERENCE.....</b>	<b>(5-2)</b>	<b>(4-0)</b>	<b>(0-0)</b>	<b>(1-2)</b>

## Player	GP-GS	Min--Avg	---TOTAL---		---3-PTS---		---FT-FTA---		---REBOUNDS---				PF	FO	A	TO	Blk	Stl	Pts	Avg
			FG-FGA	Pct	3FG-FGA	Pct	FT-FTA	Pct	Off	Def	Tot	Avg								
05 Thornton, Marcus...	7-7	238 34.0	49-105	.467	20-52	.385	21-27	.778	14	21	35	5.0	13	0	10	14	4	11	139	19.9
03 Randolph, Anthony...	7-7	201 28.7	44-73	.603	2-9	.222	18-27	.667	14	45	59	8.4	16	0	12	18	22	11	108	15.4
21 Johnson, Chris.....	7-6	181 25.9	35-54	.648	4-10	.400	16-17	.941	10	27	37	5.3	14	1	4	20	17	5	90	12.9
11 Spencer, Bo.....	7-0	170 24.3	18-35	.514	13-27	.481	6-6	1.000	4	9	13	1.9	12	0	20	15	1	3	55	7.9
13 Martin, Terry.....	7-7	191 27.3	21-61	.344	8-32	.250	3-7	.429	8	25	33	4.7	13	0	11	15	5	3	53	7.6
01 Mitchell, Tasmin...	3-3	66 22.0	7-21	.333	0-5	.000	8-10	.800	5	12	17	5.7	8	0	6	9	1	7	22	7.3
14 Temple, Garrett.....	7-5	224 32.0	13-27	.481	5-15	.333	18-25	.720	6	16	22	3.1	20	0	24	15	6	10	49	7.0
02 Mason, Dameon.....	3-0	51 17.0	4-12	.333	0-0	.000	1-1	1.000	1	8	9	3.0	7	0	3	3	0	1	9	3.0
20 Green, Garrett.....	5-0	58 11.6	6-9	.667	0-0	.000	1-3	.333	4	15	19	3.8	11	1	2	4	2	1	13	2.6
30 Farrer, Alex.....	4-0	41 10.3	1-3	.333	1-2	.500	2-4	.500	1	3	4	1.0	3	0	4	4	0	0	5	1.3
10 Terrebonne, Greg...	2-0	4 2.0	1-3	.333	0-0	.000	0-0	.000	0	0	0	0.0	0	0	2	1	0	0	2	1.0
TEAM.....									11	8	19	2.7	1		0					
-----																				
Total.....	7	1425	199-403	.494	53-152	.349	94-127	.740	78	189	267	38.1	118	2	98	118	58	52	545	77.9
Opponents.....	7	1425	171-436	.392	52-159	.327	70-113	.619	98	145	243	34.7	127	5	72	109	17	63	464	66.3

TEAM STATISTICS	LS	OPP	DATE	OPPONENT	W/L	SCORE	ATTEND
SCORING.....	545	464	11/12/07	SOUTHEASTERN LOUISIANA	W	72-62	8171
Points per game.....	77.9	66.3	11/14/07	MCNEESE STATE	W	78-74	7891
Scoring margin.....	+11.6	-	11-19-07	vs OKLAHOMA STATE	L	77-83	2500
FIELD GOALS-ATT.....	199-403	171-436	11-20-07	vs CHAMINADE	W	78-72	2500
Field goal pct.....	.494	.392	11-21-07	vs ARIZONA STATE	LOT	84-87	2500
3 POINT FG-ATT.....	53-152	52-159	11/28/07	NICHOLLS STATE	W	68-41	7704
3-point FG pct.....	.349	.327	11/30/07	SOUTHERN UNIV.	W	88-45	7719
3-pt FG made per game..	7.6	7.4	* SEC Games				
FREE THROWS-ATT.....	94-127	70-113	& EA Sports Maui Invitational				
Free throw pct.....	.740	.619	# Pizza Hut Big East/SEC Invitational				
REBOUNDS.....	267	243					
Rebounds per game.....	38.1	34.7					
Rebounding margin.....	+3.4	-					
ASSISTS.....	98	72					
Assists per game.....	14.0	10.3					
TURNOVERS.....	118	109					
Turnovers per game.....	16.9	15.6					
Turnover margin.....	-1.3	-					
Assist/turnover ratio..	0.8	0.7					
STEALS.....	52	63					
Steals per game.....	7.4	9.0					
BLOCKS.....	58	17					
Blocks per game.....	8.3	2.4					
WINNING STREAK.....	2	-					
Home win streak.....	4	-					
ATTENDANCE.....	31485	7500					
Home games-Avg/Game....	4-7871	0-0					
Neutral site-Avg/Game..	-	3-2500					

SCORE BY PERIODS:	1st	2nd	OT	Total
LSU.....	224	315	6	545
Opponents.....	228	227	9	464

LSU Category Leaders (as of Nov 30, 2007)  
All games

FG PERCENTAGE	FG	ATT	Pct
Green, Garrett.....	6	9	.667
Johnson, Chris.....	35	54	.648
Randolph, Anthony...	44	73	.603
Spencer, Bo.....	18	35	.514
Temple, Garrett.....	13	27	.481
Thornton, Marcus....	49	105	.467
Martin, Terry.....	21	61	.344
Mason, Dameon.....	4	12	.333
Farrer, Alex.....	1	3	.333
Terrebonne, Greg....	1	3	.333
Mitchell, Tasmin....	7	21	.333

FIELD GOAL ATTEMPTS	G	Att	Att/G
Thornton, Marcus....	7	105	15.0
Randolph, Anthony...	7	73	10.4
Martin, Terry.....	7	61	8.7
Johnson, Chris.....	7	54	7.7
Spencer, Bo.....	7	35	5.0

FIELD GOALS MADE	G	Made	Made/G
Thornton, Marcus....	7	49	7.0
Randolph, Anthony...	7	44	6.3
Johnson, Chris.....	7	35	5.0
Martin, Terry.....	7	21	3.0
Spencer, Bo.....	7	18	2.6

3-POINT PERCENTAGE	3FG	ATT	Pct
Farrer, Alex.....	1	2	.500
Spencer, Bo.....	13	27	.481
Johnson, Chris.....	4	10	.400
Thornton, Marcus....	20	52	.385
Temple, Garrett.....	5	15	.333
Martin, Terry.....	8	32	.250
Randolph, Anthony...	2	9	.222
Mitchell, Tasmin....	0	5	.000

3-POINT FG ATTEMPTS	G	Att	Att/G
Thornton, Marcus....	7	52	7.4
Martin, Terry.....	7	32	4.6
Spencer, Bo.....	7	27	3.9
Temple, Garrett.....	7	15	2.1
Johnson, Chris.....	7	10	1.4

3-POINT FGS MADE	G	Made	Made/G
Thornton, Marcus....	7	20	2.9
Spencer, Bo.....	7	13	1.9
Martin, Terry.....	7	8	1.1
Temple, Garrett.....	7	5	0.7
Johnson, Chris.....	7	4	0.6

FT PERCENTAGE	FT	ATT	Pct
Mason, Dameon.....	1	1	1.000
Spencer, Bo.....	6	6	1.000
Johnson, Chris.....	16	17	.941
Mitchell, Tasmin....	8	10	.800
Thornton, Marcus....	21	27	.778
Temple, Garrett.....	18	25	.720
Randolph, Anthony...	18	27	.667
Farrer, Alex.....	2	4	.500
Martin, Terry.....	3	7	.429
Green, Garrett.....	1	3	.333

FREE THROW ATTEMPTS	G	Att	Att/G
Thornton, Marcus....	7	27	3.9
Randolph, Anthony...	7	27	3.9
Temple, Garrett.....	7	25	3.6
Johnson, Chris.....	7	17	2.4
Mitchell, Tasmin....	3	10	3.3

FREE THROWS MADE	G	Made	Made/G
Thornton, Marcus....	7	21	3.0
Randolph, Anthony...	7	18	2.6
Temple, Garrett.....	7	18	2.6
Johnson, Chris.....	7	16	2.3
Mitchell, Tasmin....	3	8	2.7

POINTS	G	Pts	Pts/G
Thornton, Marcus....	7	139	19.9
Randolph, Anthony...	7	108	15.4
Johnson, Chris.....	7	90	12.9
Spencer, Bo.....	7	55	7.9
Martin, Terry.....	7	53	7.6
Temple, Garrett.....	7	49	7.0
Mitchell, Tasmin....	3	22	7.3
Green, Garrett.....	5	13	2.6
Mason, Dameon.....	3	9	3.0
Farrer, Alex.....	4	5	1.3
Terrebonne, Greg....	2	2	1.0

SCORING AVERAGE	G	Pts	Avg/G
Thornton, Marcus....	7	139	19.9
Randolph, Anthony...	7	108	15.4
Johnson, Chris.....	7	90	12.9
Spencer, Bo.....	7	55	7.9
Martin, Terry.....	7	53	7.6
Mitchell, Tasmin....	3	22	7.3
Temple, Garrett.....	7	49	7.0
Mason, Dameon.....	3	9	3.0
Green, Garrett.....	5	13	2.6
Farrer, Alex.....	4	5	1.3
Terrebonne, Greg....	2	2	1.0
TEAM.....	7	0	0.0

LSU Category Leaders (as of Nov 30, 2007)

All games

REBOUNDS	G	Reb	Reb/G
Randolph, Anthony...	7	59	8.4
Johnson, Chris.....	7	37	5.3
Thornton, Marcus....	7	35	5.0
Martin, Terry.....	7	33	4.7
Temple, Garrett.....	7	22	3.1

REBOUND AVERAGE	G	Reb	Avg/G
Randolph, Anthony...	7	59	8.4
Mitchell, Tasmin....	3	17	5.7
Johnson, Chris.....	7	37	5.3
Thornton, Marcus....	7	35	5.0
Martin, Terry.....	7	33	4.7

OFFENSIVE REBOUNDS	G	No.	Avg/G
Thornton, Marcus....	7	14	2.0
Randolph, Anthony...	7	14	2.0
Johnson, Chris.....	7	10	1.4
Martin, Terry.....	7	8	1.1
Temple, Garrett.....	7	6	0.9

DEFENSIVE REBOUNDS	G	No.	Avg/G
Randolph, Anthony...	7	45	6.4
Johnson, Chris.....	7	27	3.9
Martin, Terry.....	7	25	3.6
Thornton, Marcus....	7	21	3.0
Temple, Garrett.....	7	16	2.3

FOULS	G	No.	Per/G
Temple, Garrett.....	7	20	2.9
Randolph, Anthony...	7	16	2.3
Johnson, Chris.....	7	14	2.0
Martin, Terry.....	7	13	1.9
Thornton, Marcus....	7	13	1.9

FOULOUTS	G	No.
Johnson, Chris.....	7	1
Green, Garrett.....	5	1

ASSISTS	G	No.	A/G
Temple, Garrett.....	7	24	3.4
Spencer, Bo.....	7	20	2.9
Randolph, Anthony...	7	12	1.7
Martin, Terry.....	7	11	1.6
Thornton, Marcus....	7	10	1.4

STEALS	G	No.	S/G
Thornton, Marcus....	7	11	1.6
Randolph, Anthony...	7	11	1.6
Temple, Garrett.....	7	10	1.4
Mitchell, Tasmin....	3	7	2.3
Johnson, Chris.....	7	5	0.7

BLOCKED SHOTS	G	No.	Blk/G
Randolph, Anthony...	7	22	3.1
Johnson, Chris.....	7	17	2.4
Temple, Garrett.....	7	6	0.9
Martin, Terry.....	7	5	0.7
Thornton, Marcus....	7	4	0.6

MINUTES	G	No.	Min/G
Thornton, Marcus....	7	238	34.0
Temple, Garrett.....	7	224	32.0
Randolph, Anthony...	7	201	28.7
Martin, Terry.....	7	191	27.3
Johnson, Chris.....	7	181	25.9

TURNOVERS	G	No.	TO/G
Johnson, Chris.....	7	20	2.9
Randolph, Anthony...	7	18	2.6
Spencer, Bo.....	7	15	2.1
Martin, Terry.....	7	15	2.1
Temple, Garrett.....	7	15	2.1

LSU Team Game-by-Game (as of Nov 30, 2007)  
All games

TEAM STATISTICS

Opponent	Date	Score	W/L	---TOTAL---			--3-PTRS--			----REBOUNDS----							Pts---Avg			
				FG-FGA	Pct	3FG-FGA	Pct	FT-FTA	Pct	Off	Def	Tot	Avg	PF	A	TO		Blk	Stl	
SOUTHEASTERN LOUISIAN	11/12/07	72-62	W	26-51	.510	6-16	.375	14-20	.700	3	26	29	29.0	15	13	14	8	11	72	72.0
MCNEESE STATE	11/14/07	78-74	W	27-56	.482	3-18	.167	21-29	.724	12	26	38	33.5	11	13	14	11	9	78	75.0
vs OKLAHOMA STATE	11-19-07	77-83	L	25-53	.472	11-25	.440	16-18	.889	9	22	31	32.7	25	14	26	7	5	77	75.7
vs CHAMINADE	11-20-07	78-72	W	32-68	.471	7-21	.333	7-14	.500	14	27	41	34.8	13	12	11	11	8	78	76.2
vs ARIZONA STATE	11-21-07	84-87	Lot	29-62	.468	12-33	.364	14-16	.875	13	24	37	35.2	25	18	20	5	4	84	77.8
NICHOLLS STATE	11/28/07	68-41	W	25-48	.521	7-20	.350	11-15	.733	13	26	39	35.8	13	10	21	9	7	68	76.2
SOUTHERN UNIV.	11/30/07	88-45	W	35-65	.538	7-19	.368	11-15	.733	14	38	52	38.1	16	18	12	7	8	88	77.9
LSU		545		199-403	.494	53-152	.349	94-127	.740	78	189	267	38.1	118	98	118	58	52	545	77.9
Opponents		464		171-436	.392	52-159	.327	70-113	.619	98	145	243	34.7	127	72	109	17	63	464	66.3

Games played: 7  
Points/game: 77.9  
FG Pct: 49.4  
3FG Pct: 34.9  
FT Pct: 74.0

Rebounds/game: 38.1  
Assists/game: 14.0  
Turnovers/game: 16.9  
Assist/turnover ratio: 0.8  
Steals/game: 7.4  
Blocks/game: 8.3



LSU Opponent Game-by-Game (as of Nov 30, 2007)  
All games

OPPONENT STATISTICS

Opponent	Date	Score	W/L	---TOTAL---		--3-PTRS--		FT-FTA		----REBOUNDS----				PF	A	TO	Blk	Stl	Pts---Avg	
				FG-FGA	Pct	3FG-FGA	Pct	Pct	Pct	Off	Def	Tot	Avg						Pts	Avg
SOUTHEASTERN LOUISIAN	11/12/07	72-62	W	25-63	.397	4-19	.211	8-14	.571	14	24	38	38.0	20	6	16	1	7	62	62.0
MCNEESE STATE	11/14/07	78-74	W	29-64	.453	12-23	.522	4-6	.667	10	21	31	34.5	22	10	14	5	7	74	68.0
vs OKLAHOMA STATE	11-19-07	77-83	L	27-58	.466	9-20	.450	20-24	.833	11	21	32	33.7	21	12	18	3	12	83	73.0
vs CHAMINADE	11-20-07	78-72	W	27-71	.380	13-33	.394	5-7	.714	18	27	45	36.5	16	15	14	0	5	72	72.8
vs ARIZONA STATE	11-21-07	84-87	Lot	31-62	.500	6-21	.286	19-29	.655	12	22	34	36.0	18	15	14	4	9	87	75.6
NICHOLLS STATE	11/28/07	68-41	W	16-53	.302	5-24	.208	4-14	.286	16	12	28	34.7	16	10	19	0	14	41	69.8
SOUTHERN UNIV.	11/30/07	88-45	W	16-65	.246	3-19	.158	10-19	.526	17	18	35	34.7	14	4	14	4	9	45	66.3
Opponents		464		171-436	.392	52-159	.327	70-113	.619	98	145	243	34.7	127	72	109	17	63	464	66.3
LSU		545		199-403	.494	53-152	.349	94-127	.740	78	189	267	38.1	118	98	118	58	52	545	77.9

Games played: 7  
Points/game: 66.3  
FG Pct: 39.2  
3FG Pct: 32.7  
FT Pct: 61.9

Rebounds/game: 34.7  
Assists/game: 10.3  
Turnovers/game: 15.6  
Assist/turnover ratio: 0.7  
Steals/game: 9.0  
Blocks/game: 2.4

LSU Game-by-Game Points-Rebounds-Assists (as of Nov 30, 2007)

All games

Opponent	Date	Score	WL	01 MITCHELL, MASON, DAM	02 RANDOLPH, THORNTON, TERREBONN	03 SPENCER, B MARTIN, TE	05 TEMPLE, GA	10 GREEN, GAR	11	13	14	20
SOUTHEASTERN LOUISIANA	11/12/07	72-62	W	6- 2- 3	5- 1- 0	19-13- 2	27- 2- 2	DNP	7- 1- 2	6- 4- 3	0- 1- 1	DNP
MCNEESE STATE	11/14/07	78-74	W	16-14- 3	DNP	12- 7- 3	24- 3- 2	DNP	2- 1- 0	11- 5- 2	9- 2- 2	DNP
vs OKLAHOMA STATE	11-19-07	77-83	L	0- 1- 0	DNP	5- 5- 2	20- 3- 1	DNP	10- 1- 4	5- 6- 0	17- 3- 5	1- 2- 1
vs CHAMINADE	11-20-07	78-72	W	DNP	DNP	21- 9- 2	4- 2- 0	DNP	11- 3- 2	13- 7- 1	9- 4- 4	2- 4- 1
vs ARIZONA STATE	11-21-07	84-87	OL	DNP	DNP	21- 7- 1	18-12- 1	DNP	14- 2- 3	3- 2- 3	11- 5- 7	2- 0- 0
NICHOLLS STATE	11/28/07	68-41	W	DNP	2- 4- 1	6- 7- 1	24- 6- 1	0- 0- 0	11- 4- 3	4- 2- 1	0- 3- 2	4- 5- 0
SOUTHERN UNIV.	11/30/07	88-45	W	DNP	2- 4- 2	24-11- 1	22- 7- 3	2- 0- 2	0- 1- 6	11- 7- 1	3- 4- 3	4- 8- 0

Opponent	Date	Score	WL	21 JOHNSON, C FARRER, AL	30
SOUTHEASTERN LOUISIANA	11/12/07	72-62	W	2- 2- 0	DNP
MCNEESE STATE	11/14/07	78-74	W	4- 3- 1	DNP
vs OKLAHOMA STATE	11-19-07	77-83	L	19- 5- 1	DNP
vs CHAMINADE	11-20-07	78-72	W	18-11- 1	0- 0- 1
vs ARIZONA STATE	11-21-07	84-87	OL	11- 5- 1	4- 1- 2
NICHOLLS STATE	11/28/07	68-41	W	16- 6- 0	1- 1- 1
SOUTHERN UNIV.	11/30/07	88-45	W	20- 5- 0	0- 2- 0

LSU Team High/Low Analysis (asof Nov 30, 2007)  
All games

LSU - TEAM GAME HIGHS

POINTS.....	88	vs Southern Univ. (11/30/07)
	84	vs ARIZONA STATE (11-21-07)
	78	vs CHAMINADE (11-20-07)
	78	vs McNeese State (11/14/07)
	77	vs OKLAHOMA STATE (11-19-07)
FIELD GOALS MADE.....	35	vs Southern Univ. (11/30/07)
	32	vs CHAMINADE (11-20-07)
	29	vs ARIZONA STATE (11-21-07)
FIELD GOAL ATTEMPTS.....	68	vs CHAMINADE (11-20-07)
	65	vs Southern Univ. (11/30/07)
	62	vs ARIZONA STATE (11-21-07)
FIELD GOAL PERCENTAGE.....	.538 (35-65)	vs Southern Univ. (11/30/07)
	.521 (25-48)	vs Nicholls State (11/28/07)
	.510 (26-51)	vs Southeastern Louisiana (11/12/07)
3 PT FIELD GOALS MADE.....	12	vs ARIZONA STATE (11-21-07)
	11	vs OKLAHOMA STATE (11-19-07)
	7	vs Southern Univ. (11/30/07)
	7	vs Nicholls State (11/28/07)
	7	vs CHAMINADE (11-20-07)
3 PT FG ATTEMPTS.....	33	vs ARIZONA STATE (11-21-07)
	25	vs OKLAHOMA STATE (11-19-07)
	21	vs CHAMINADE (11-20-07)
3 PT FG PERCENTAGE.....	.440 (11-25)	vs OKLAHOMA STATE (11-19-07)
	.375 ( 6-16)	vs Southeastern Louisiana (11/12/07)
	.368 ( 7-19)	vs Southern Univ. (11/30/07)
FREE THROWS MADE.....	21	vs McNeese State (11/14/07)
	16	vs OKLAHOMA STATE (11-19-07)
	14	vs ARIZONA STATE (11-21-07)
	14	vs Southeastern Louisiana (11/12/07)
FREE THROW ATTEMPTS.....	29	vs McNeese State (11/14/07)
	20	vs Southeastern Louisiana (11/12/07)
	18	vs OKLAHOMA STATE (11-19-07)
FREE THROW PERCENTAGE.....	.889 (16-18)	vs OKLAHOMA STATE (11-19-07)
	.875 (14-16)	vs ARIZONA STATE (11-21-07)
	.733 (11-15)	vs Southern Univ. (11/30/07)
	.733 (11-15)	vs Nicholls State (11/28/07)
REBOUNDS.....	52	vs Southern Univ. (11/30/07)
	41	vs CHAMINADE (11-20-07)
	39	vs Nicholls State (11/28/07)
ASSISTS.....	18	vs Southern Univ. (11/30/07)
	18	vs ARIZONA STATE (11-21-07)
	14	vs OKLAHOMA STATE (11-19-07)
STEALS.....	11	vs Southeastern Louisiana (11/12/07)
	9	vs McNeese State (11/14/07)
	8	vs Southern Univ. (11/30/07)
	8	vs CHAMINADE (11-20-07)
BLOCKED SHOTS.....	11	vs CHAMINADE (11-20-07)
	11	vs McNeese State (11/14/07)
	9	vs Nicholls State (11/28/07)
TURNOVERS.....	26	vs OKLAHOMA STATE (11-19-07)
FOULS.....	25	vs ARIZONA STATE (11-21-07)
	25	vs OKLAHOMA STATE (11-19-07)
	16	vs Southern Univ. (11/30/07)

LSUHigh/Low Analysis (as of Nov 30, 2007)  
All games

Opponent - GAME HIGHS

POINTS.....	87	vs ARIZONA STATE (11-21-07)
	83	vs OKLAHOMA STATE (11-19-07)
	74	vs McNeese State (11/14/07)
	72	vs CHAMINADE (11-20-07)
	62	vs Southeastern Louisiana (11/12/07)
FIELD GOALS MADE.....	31	vs ARIZONA STATE (11-21-07)
	29	vs McNeese State (11/14/07)
	27	vs CHAMINADE (11-20-07)
	27	vs OKLAHOMA STATE (11-19-07)
FIELD GOAL ATTEMPTS.....	71	vs CHAMINADE (11-20-07)
	65	vs Southern Univ. (11/30/07)
	64	vs McNeese State (11/14/07)
FIELD GOAL PERCENTAGE.....	.500 (31-62)	vs ARIZONA STATE (11-21-07)
	.466 (27-58)	vs OKLAHOMA STATE (11-19-07)
	.453 (29-64)	vs McNeese State (11/14/07)
3 PT FIELD GOALS MADE.....	13	vs CHAMINADE (11-20-07)
	12	vs McNeese State (11/14/07)
	9	vs OKLAHOMA STATE (11-19-07)
3 PT FG ATTEMPTS.....	33	vs CHAMINADE (11-20-07)
	24	vs Nicholls State (11/28/07)
	23	vs McNeese State (11/14/07)
3 PT FG PERCENTAGE.....	.522 (12-23)	vs McNeese State (11/14/07)
	.450 ( 9-20)	vs OKLAHOMA STATE (11-19-07)
	.394 (13-33)	vs CHAMINADE (11-20-07)
FREE THROWS MADE.....	20	vs OKLAHOMA STATE (11-19-07)
	19	vs ARIZONA STATE (11-21-07)
	10	vs Southern Univ. (11/30/07)
FREE THROW ATTEMPTS.....	29	vs ARIZONA STATE (11-21-07)
	24	vs OKLAHOMA STATE (11-19-07)
	19	vs Southern Univ. (11/30/07)
FREE THROW PERCENTAGE.....	.833 (20-24)	vs OKLAHOMA STATE (11-19-07)
	.714 ( 5-7 )	vs CHAMINADE (11-20-07)
	.667 ( 4-6 )	vs McNeese State (11/14/07)
REBOUNDS.....	45	vs CHAMINADE (11-20-07)
	38	vs Southeastern Louisiana (11/12/07)
	35	vs Southern Univ. (11/30/07)
ASSISTS.....	15	vs ARIZONA STATE (11-21-07)
	15	vs CHAMINADE (11-20-07)
	12	vs OKLAHOMA STATE (11-19-07)
STEALS.....	14	vs Nicholls State (11/28/07)
	12	vs OKLAHOMA STATE (11-19-07)
	9	vs Southern Univ. (11/30/07)
	9	vs ARIZONA STATE (11-21-07)
BLOCKED SHOTS.....	5	vs McNeese State (11/14/07)
	4	vs Southern Univ. (11/30/07)
	4	vs ARIZONA STATE (11-21-07)
TURNOVERS.....	19	vs Nicholls State (11/28/07)
FOULS.....	22	vs McNeese State (11/14/07)
	21	vs OKLAHOMA STATE (11-19-07)
	20	vs Southeastern Louisiana (11/12/07)

LSU - GAME LOWS

POINTS.....	68	vs Nicholls State (11/28/07)
	72	vs Southeastern Louisiana (11/12/07)
	77	vs OKLAHOMA STATE (11-19-07)
	78	vs McNeese State (11/14/07)
	78	vs CHAMINADE (11-20-07)
FIELD GOALS MADE.....	25	vs OKLAHOMA STATE (11-19-07)
	25	vs Nicholls State (11/28/07)
	26	vs Southeastern Louisiana (11/12/07)
FIELD GOAL ATTEMPTS.....	48	vs Nicholls State (11/28/07)
	51	vs Southeastern Louisiana (11/12/07)
	53	vs OKLAHOMA STATE (11-19-07)
FIELD GOAL PERCENTAGE.....	.468 (29-62)	vs ARIZONA STATE (11-21-07)
	.471 (32-68)	vs CHAMINADE (11-20-07)
	.472 (25-53)	vs OKLAHOMA STATE (11-19-07)
3 PT FIELD GOALS MADE.....	3	vs McNeese State (11/14/07)
	6	vs Southeastern Louisiana (11/12/07)
	7	vs CHAMINADE (11-20-07)
	7	vs Nicholls State (11/28/07)
	7	vs Southern Univ. (11/30/07)
3 PT FG ATTEMPTS.....	16	vs Southeastern Louisiana (11/12/07)
	18	vs McNeese State (11/14/07)
	19	vs Southern Univ. (11/30/07)
3 PT FG PERCENTAGE.....	.167 ( 3-18)	vs McNeese State (11/14/07)
	.333 ( 7-21)	vs CHAMINADE (11-20-07)
	.350 ( 7-20)	vs Nicholls State (11/28/07)
FREE THROWS MADE.....	7	vs CHAMINADE (11-20-07)
	11	vs Nicholls State (11/28/07)
	11	vs Southern Univ. (11/30/07)
FREE THROW ATTEMPTS.....	14	vs CHAMINADE (11-20-07)
	15	vs Nicholls State (11/28/07)
	15	vs Southern Univ. (11/30/07)
FREE THROW PERCENTAGE.....	.500 ( 7-14)	vs CHAMINADE (11-20-07)
	.700 (14-20)	vs Southeastern Louisiana (11/12/07)
	.724 (21-29)	vs McNeese State (11/14/07)
REBOUNDS.....	29	vs Southeastern Louisiana (11/12/07)
	31	vs OKLAHOMA STATE (11-19-07)
	37	vs ARIZONA STATE (11-21-07)
ASSISTS.....	10	vs Nicholls State (11/28/07)
	12	vs CHAMINADE (11-20-07)
	13	vs Southeastern Louisiana (11/12/07)
	13	vs McNeese State (11/14/07)
STEALS.....	4	vs ARIZONA STATE (11-21-07)
	5	vs OKLAHOMA STATE (11-19-07)
	7	vs Nicholls State (11/28/07)
BLOCKED SHOTS.....	5	vs ARIZONA STATE (11-21-07)
	7	vs OKLAHOMA STATE (11-19-07)
	7	vs Southern Univ. (11/30/07)
TURNOVERS.....	11	vs CHAMINADE (11-20-07)
FOULS.....	11	vs McNeese State (11/14/07)
	13	vs CHAMINADE (11-20-07)
	13	vs Nicholls State (11/28/07)

LSUHigh/Low Analysis (as of Nov 30, 2007)  
All games

Opponent - GAME LOWS

POINTS.....	41	vs Nicholls State (11/28/07)
	45	vs Southern Univ. (11/30/07)
	62	vs Southeastern Louisiana (11/12/07)
	72	vs CHAMINADE (11-20-07)
	74	vs McNeese State (11/14/07)
FIELD GOALS MADE.....	16	vs Nicholls State (11/28/07)
	16	vs Southern Univ. (11/30/07)
	25	vs Southeastern Louisiana (11/12/07)
FIELD GOAL ATTEMPTS.....	53	vs Nicholls State (11/28/07)
	58	vs OKLAHOMA STATE (11-19-07)
	62	vs ARIZONA STATE (11-21-07)
FIELD GOAL PERCENTAGE.....	.246 (16-65)	vs Southern Univ. (11/30/07)
	.302 (16-53)	vs Nicholls State (11/28/07)
	.380 (27-71)	vs CHAMINADE (11-20-07)
3 PT FIELD GOALS MADE.....	3	vs Southern Univ. (11/30/07)
	4	vs Southeastern Louisiana (11/12/07)
	5	vs Nicholls State (11/28/07)
3 PT FG ATTEMPTS.....	19	vs Southeastern Louisiana (11/12/07)
	19	vs Southern Univ. (11/30/07)
	20	vs OKLAHOMA STATE (11-19-07)
3 PT FG PERCENTAGE.....	.158 ( 3-19)	vs Southern Univ. (11/30/07)
	.208 ( 5-24)	vs Nicholls State (11/28/07)
	.211 ( 4-19)	vs Southeastern Louisiana (11/12/07)
FREE THROWS MADE.....	4	vs McNeese State (11/14/07)
	4	vs Nicholls State (11/28/07)
	5	vs CHAMINADE (11-20-07)
FREE THROW ATTEMPTS.....	6	vs McNeese State (11/14/07)
	7	vs CHAMINADE (11-20-07)
	14	vs Southeastern Louisiana (11/12/07)
	14	vs Nicholls State (11/28/07)
FREE THROW PERCENTAGE.....	.286 ( 4-14)	vs Nicholls State (11/28/07)
	.526 (10-19)	vs Southern Univ. (11/30/07)
	.571 ( 8-14)	vs Southeastern Louisiana (11/12/07)
REBOUNDS.....	28	vs Nicholls State (11/28/07)
	31	vs McNeese State (11/14/07)
	32	vs OKLAHOMA STATE (11-19-07)
ASSISTS.....	4	vs Southern Univ. (11/30/07)
	6	vs Southeastern Louisiana (11/12/07)
	10	vs McNeese State (11/14/07)
STEALS.....	10	vs Nicholls State (11/28/07)
	5	vs CHAMINADE (11-20-07)
	7	vs Southeastern Louisiana (11/12/07)
BLOCKED SHOTS.....	7	vs McNeese State (11/14/07)
	0	vs CHAMINADE (11-20-07)
	0	vs Nicholls State (11/28/07)
TURNOVERS.....	1	vs Southeastern Louisiana (11/12/07)
	14	vs McNeese State (11/14/07)
	14	vs CHAMINADE (11-20-07)
FOULS.....	14	vs ARIZONA STATE (11-21-07)
	14	vs Southern Univ. (11/30/07)
	14	vs Southern Univ. (11/30/07)
	16	vs CHAMINADE (11-20-07)
	16	vs Nicholls State (11/28/07)

LSU Player High/Low Analysis (as of Nov 30, 2007)  
All games

LSU - INDIVIDUAL GAME HIGHS

POINTS.....	27	Thornton, Marcus vs Southeastern Louisiana (11/12/07)
	24	Randolph, Anthony vs Southern Univ. (11/30/07)
	24	Thornton, Marcus vs Nicholls State (11/28/07)
	24	Thornton, Marcus vs McNeese State (11/14/07)
	22	Thornton, Marcus vs Southern Univ. (11/30/07)
FIELD GOALS MADE.....	10	Randolph, Anthony vs Southern Univ. (11/30/07)
	9	Thornton, Marcus vs Southern Univ. (11/30/07)
	9	Thornton, Marcus vs Nicholls State (11/28/07)
	9	Randolph, Anthony vs CHAMINADE (11-20-07)
FIELD GOAL ATT.....	19	Thornton, Marcus vs ARIZONA STATE (11-21-07)
	16	Thornton, Marcus vs McNeese State (11/14/07)
	15	Thornton, Marcus vs Southern Univ. (11/30/07)
	15	Thornton, Marcus vs Nicholls State (11/28/07)
	15	Johnson, Chris vs CHAMINADE (11-20-07)
FG PCT (min 7 made).....	.889 ( 8-9 )	Johnson, Chris vs OKLAHOMA STATE (11-19-07)
	.714 (10-14)	Randolph, Anthony vs Southern Univ. (11/30/07)
	.700 ( 7-10)	Johnson, Chris vs Southern Univ. (11/30/07)
3 PT FG MADE.....	4	Thornton, Marcus vs Southern Univ. (11/30/07)
	4	Thornton, Marcus vs Nicholls State (11/28/07)
	4	Thornton, Marcus vs ARIZONA STATE (11-21-07)
	4	Spencer, Bo vs ARIZONA STATE (11-21-07)
	4	Thornton, Marcus vs Southeastern Louisiana (11/12/07)
3 PT FG ATTEMPTS.....	12	Thornton, Marcus vs ARIZONA STATE (11-21-07)
	8	Thornton, Marcus vs Nicholls State (11/28/07)
	8	Spencer, Bo vs ARIZONA STATE (11-21-07)
	8	Martin, Terry vs CHAMINADE (11-20-07)
	8	Thornton, Marcus vs McNeese State (11/14/07)
3-PT FG PCT (min 4 made).....	.571 ( 4-7 )	Thornton, Marcus vs Southern Univ. (11/30/07)
	.571 ( 4-7 )	Thornton, Marcus vs Southeastern Louisiana (11/12/07)
	.500 ( 4-8 )	Thornton, Marcus vs Nicholls State (11/28/07)
	.500 ( 4-8 )	Spencer, Bo vs ARIZONA STATE (11-21-07)
FREE THROWS MADE.....	8	Mitchell, Tasmin vs McNeese State (11/14/07)
	7	Thornton, Marcus vs Southeastern Louisiana (11/12/07)
	6	Johnson, Chris vs Southern Univ. (11/30/07)
	6	Johnson, Chris vs Nicholls State (11/28/07)
	6	Temple, Garrett vs ARIZONA STATE (11-21-07)
	6	Thornton, Marcus vs OKLAHOMA STATE (11-19-07)
	6	Temple, Garrett vs OKLAHOMA STATE (11-19-07)
	6	Thornton, Marcus vs McNeese State (11/14/07)
FREE THROW ATT.....	10	Mitchell, Tasmin vs McNeese State (11/14/07)
	9	Thornton, Marcus vs Southeastern Louisiana (11/12/07)
	7	Thornton, Marcus vs McNeese State (11/14/07)
FT PCT (min 7 made).....	.800 ( 8-10)	Mitchell, Tasmin vs McNeese State (11/14/07)
	.778 ( 7-9 )	Thornton, Marcus vs Southeastern Louisiana (11/12/07)
REBOUNDS.....	14	Mitchell, Tasmin vs McNeese State (11/14/07)
	13	Randolph, Anthony vs Southeastern Louisiana (11/12/07)
	12	Thornton, Marcus vs ARIZONA STATE (11-21-07)
ASSISTS.....	7	Temple, Garrett vs ARIZONA STATE (11-21-07)
	6	Spencer, Bo vs Southern Univ. (11/30/07)
	5	Temple, Garrett vs OKLAHOMA STATE (11-19-07)
STEALS.....	4	Thornton, Marcus vs Southern Univ. (11/30/07)
	4	Mitchell, Tasmin vs McNeese State (11/14/07)
	4	Randolph, Anthony vs Southeastern Louisiana (11/12/07)
BLOCKED SHOTS.....	6	Johnson, Chris vs McNeese State (11/14/07)

TURNOVERS.....  
FOULS.....

6 Randolph, Anthony vs Southeastern Louisiana (11/12/07)  
5 Randolph, Anthony vs Southern Univ. (11/30/07)  
7 Johnson, Chris vs OKLAHOMA STATE (11-19-07)  
5 Johnson, Chris vs ARIZONA STATE (11-21-07)  
5 Green, Garrett vs OKLAHOMA STATE (11-19-07)  
4 Mason, Dameon vs Southern Univ. (11/30/07)  
4 Green, Garrett vs ARIZONA STATE (11-21-07)  
4 Temple, Garrett vs ARIZONA STATE (11-21-07)  
4 Thornton, Marcus vs ARIZONA STATE (11-21-07)  
4 Temple, Garrett vs OKLAHOMA STATE (11-19-07)  
4 Randolph, Anthony vs OKLAHOMA STATE (11-19-07)  
4 Mitchell, Tasmin vs Southeastern Louisiana (11/12/07)



OPPONENT INDIVIDUAL GAME HIGHS

POINTS.....	25	Pendergraph, Jeff vs ARIZONA STATE (11-21-07)
	25	Heiber, Hayden vs CHAMINADE (11-20-07)
	25	Anderson, James vs OKLAHOMA STATE (11-19-07)
	24	Harris, Terrel vs OKLAHOMA STATE (11-19-07)
	23	Harden, James vs ARIZONA STATE (11-21-07)
FIELD GOALS MADE.....	11	Pendergraph, Jeff vs ARIZONA STATE (11-21-07)
	9	Heiber, Hayden vs CHAMINADE (11-20-07)
	8	Anderson, James vs OKLAHOMA STATE (11-19-07)
	8	Ford, John vs McNeese State (11/14/07)
FIELD GOAL ATT.....	18	Heiber, Hayden vs CHAMINADE (11-20-07)
	16	Harden, James vs ARIZONA STATE (11-21-07)
	16	Anderson, James vs OKLAHOMA STATE (11-19-07)
FG PCT (min 7 made).....	.733 (11-15)	Pendergraph, Jeff vs ARIZONA STATE (11-21-07)
	.615 ( 8-13)	Ford, John vs McNeese State (11/14/07)
	.500 ( 9-18)	Heiber, Hayden vs CHAMINADE (11-20-07)
	.500 ( 8-16)	Anderson, James vs OKLAHOMA STATE (11-19-07)
3 PT FG MADE.....	7	Heiber, Hayden vs CHAMINADE (11-20-07)
	5	Ford, John vs McNeese State (11/14/07)
	5	Kapelan, Diego vs McNeese State (11/14/07)
3 PT FG ATTEMPTS.....	10	Heiber, Hayden vs CHAMINADE (11-20-07)
	10	Kapelan, Diego vs McNeese State (11/14/07)
	8	Czepil, Michael vs Nicholls State (11/28/07)
	8	Collier, Patrick vs CHAMINADE (11-20-07)
3-PT FG PCT (min 4 made).....	.833 ( 5-6 )	Ford, John vs McNeese State (11/14/07)
	.700 ( 7-10)	Heiber, Hayden vs CHAMINADE (11-20-07)
	.500 ( 5-10)	Kapelan, Diego vs McNeese State (11/14/07)
FREE THROWS MADE.....	11	Harden, James vs ARIZONA STATE (11-21-07)
	9	Harris, Terrel vs OKLAHOMA STATE (11-19-07)
	7	Anderson, James vs OKLAHOMA STATE (11-19-07)
FREE THROW ATT.....	14	Harden, James vs ARIZONA STATE (11-21-07)
	10	Harris, Terrel vs OKLAHOMA STATE (11-19-07)
	9	Anderson, James vs OKLAHOMA STATE (11-19-07)
FT PCT (min 7 made).....	.900 ( 9-10)	Harris, Terrel vs OKLAHOMA STATE (11-19-07)
	.786 (11-14)	Harden, James vs ARIZONA STATE (11-21-07)
	.778 ( 7-9 )	Anderson, James vs OKLAHOMA STATE (11-19-07)
REBOUNDS.....	14	Sullivan, Patrick vs Southeastern Louisiana (11/12/07)
	13	Johnson, Rodrick vs CHAMINADE (11-20-07)
	10	Pendergraph, Jeff vs ARIZONA STATE (11-21-07)
	10	Kolaric, Marko vs CHAMINADE (11-20-07)
ASSISTS.....	5	McMillan, Jamelle vs ARIZONA STATE (11-21-07)
	5	Kussler, Stewart vs CHAMINADE (11-20-07)
	5	Ford, John vs McNeese State (11/14/07)
STEALS.....	4	Czepil, Michael vs Nicholls State (11/28/07)
	4	Carter, Kellan vs Nicholls State (11/28/07)
	4	Harris, Terrel vs OKLAHOMA STATE (11-19-07)
	4	Lawrence, Rorey vs McNeese State (11/14/07)
BLOCKED SHOTS.....	4	Penn,Kleon vs McNeese State (11/14/07)
	2	EKWEOZOR,Chike vs Southern Univ. (11/30/07)
	2	Harden, James vs ARIZONA STATE (11-21-07)
TURNOVERS.....	7	Friend, Dominic vs Nicholls State (11/28/07)
FOULS.....	5	Thomas, Ibrahima vs OKLAHOMA STATE (11-19-07)
	5	Bradley, Jarvis vs McNeese State (11/14/07)
	5	Wardell, Aldryan vs McNeese State (11/14/07)
	5	Pichon, John vs McNeese State (11/14/07)
	5	Nance, Tavaris vs Southeastern Louisiana (11/12/07)