



LSU Fighting Tigers (3-2)

vs.

Nicholls State University (1-5)

Nov. 28, 2007, 7 p.m. CST (LSU Sports Radio Network, CST)
Pete Maravich Assembly Center -- Baton Rouge, La.

2007-08 Schedule

OPPONENT	TIME
N1 BELHAVEN (Exh.)	W, 108-57
N6 GLOBAL SPORTS (Exh.)	W, 72-68
N12 SOUTHEASTERN LA. (CST)	W, 72-62
N14 MCNEESE STATE (CST)	W, 78-74
N19 1-Oklahoma State (ESPN2)	L, 77-83
N20 1-Chaminade (ESPNU)	W, 78-72
N21 1-Arizona State (ESPN2) (ot)	L, 84-87
N28 NICHOLLS STATE (CST)	7 p.m.
N30 SOUTHERN	1 p.m.
D6 2-Villanova (ESPN)	8:30 p.m.
D15 NORTHWESTERN STATE	7 p.m.
D19 At Wichita State	7 p.m.
D22 OREGON STATE (CST)	2 p.m.
D29 WASHINGTON (FSN/SUN)	2 p.m.
J2 3-At Tulane	7 p.m.
J5 at Texas A&M (ESPNU)	7 p.m.
J9 MISSISSIPPI STATE *	7 p.m.
J12 at Ole Miss * (FSN/SUN)	5 p.m.
J16 AUBURN *	7 p.m.
J19 at Vanderbilt * (LF Sports)	Noon
J26 ARKANSAS * (ESPN Classic)	8 p.m.
J30 at Auburn *	7 p.m.
F2 at Alabama * (LF Sports)	2 p.m.
F9 TENNESSEE * (LF Sports)	2 p.m.
F13 at Florida * (LF Sports)	7 p.m.
F16 KENTUCKY * (LF Sports)	Noon
F20 at Arkansas * (LF Sports)	7 p.m.
F23 OLE MISS * (FSN/SUN)	5 p.m.
F27 at South Carolina *	6:30 p.m.
M2 GEORGIA * (LF SPORTS)	1 p.m.
M5 ALABAMA * (CST)	7 p.m.
M8 at Mississippi State *	TBA
M13-16 4-SEC Tournament (LF, CBS)	TBA

* - Denotes SEC Games.

1-EA Sports Maui Invitational; 2-Pizza Hut Big East/SEC Invitational;
3-New Orleans Arena; 4-Atlanta, Ga. (Georgia Dome).

On the Air

TELEVISION * CST

Play-by-Play: Lyn Rollins
Analyst: Collis Temple III

RADIO * LSU Sports Radio Network

Play-by-Play: Jim Hawthorne
Analyst/Host: Kevin Ford
Available on XM Satellite Radio

Series History

LSU Leads, 13-0

LAST TIME: W, 96-42, 11/17/06, PMAC
AT BATON ROUGE: 13-0
AT THIBODAUX: ---
AT NEUTRALSITES: ---
LAST 5 GAMES: 5-0
LAST 10 GAMES: 10-0

Projected LSU Starters and Notes

- G 5 Marcus Thornton (6-4, 190, Jr., Baton Rouge) 18.6 ppg, 4.4 rpg**
Hit three from the deep corner to force overtime in the Maui loss vs. Arizona State ... Had book-end games of 20 vs. OSU, 18 vs. ASU, but just four against Chaminade ... Team scoring leader.
- G 13 Terry Martin (6-6, 200, Jr., Monroe, La.) 7.6 ppg, 4.8 rpg**
Started all five games ... Struggled at Maui from the field, hitting just 8-of-29 and 5-of-21 from the arc ... Averaging 29 minutes a game ... Hit 50 percent from arc in exhibition games.
- C 21 Chris Johnson (6-11, 205, Jr., Montross, Va.) 10.8 ppg, 5.2 rpg, 2.4 bpg**
Showed plenty of potential in Maui, averaging 16 points and 7 boards, making Jay Bilas' ESPN.com Maui all-tourney team ... Third on the team in scoring ... Started last four games.
- G 14 Garrett Temple (6-6, 185, Jr., Baton Rouge, La.) 9.2 ppg, 3.0 rpg, 3.8 apg**
Back in the starting lineup in last two games in Maui after injury to Tasmin Mitchell ... Came off bench to score 17, one off career high against OSU and had 11 points, career tying seven assists vs. ASU ... 5-of-10 from the arc in the tournament.
- F 3 Anthony Randolph (6-10, 190, Fr., Dallas, Texas) 15.6 ppg, 8.2 rpg, 2.8 bpg**
SEC Freshman of the Week (11/19) ... After sluggish five against OSU, had 21 points against both Chaminade and ASU ... Named to Jay Bilas' ESPN.com All-Maui team.

Tigers Back Home For Two

The LSU Tigers return to the Maravich Centers for two games this week, returning to Louisiana competition to face Nicholls State Wednesday at 7 p.m. ... Tickets are available at the LSU Athletics Ticket Office and online at www.LSUsports.net for \$11 and \$5 for youth (ages 3-12).

Last Time Out

The Tigers won one of three games in Maui at the EA Sports Maui Invitational, losing to Oklahoma State, 83-77, defeating Chaminade, 78-72, and losing to Arizona State, 87-84 ... Chris Johnson averaged 16 points to lead the Tigers in Maui, while Anthony Randolph averaged 15.7 points, with Marcus Thornton posting a 14.0 average and Garrett Temple, who returned to the starting lineup in Maui, averaging 12.3.

Team Facts

LSU

RECORD: 3-2
LAST GAME: L, 84-87, Ariz. St (ot), 11/21
RANKINGS: NA
HEAD COACH: John Brady
CAREER RECORD: 276-205 (17th year)
LSU RECORD: 187-128 (11th year)
VS. NICHOLLS ST.: 8-0

Southern Game Rescheduled

The LSU and Southern Athletic Departments have agreed to move the men's basketball game between the two teams, scheduled for Saturday, Dec. 1, at 1 p.m. at the Maravich Center, to the night before, this Friday, at 7 p.m. at the Maravich Center ... The move was made to avoid conflict with those wanting to watch the SEC Championship football game at 3 p.m. in Atlanta, Ga. ... All tickets originally bought for the Dec. 1 date will be honored on Nov. 30.

On The Air

Today's game is on the LSU Sports Radio Network (and XM Satellite Radio) and televised regionally CST (Cox Sports Television).

NICHOLLS STATE

RECORD: 1-5
LAST GAME: L, 83-84, St. Mary's, 11.24
RANKINGS: NA
HEAD COACH: J. P. Piper
CAREER RECORD: 24-68 (4th year)
NSU RECORD: 24-68 (4th year)
VS. LSU: 0-2

LSU Sports Information
PO Box 25095, Baton Rouge, LA 70894

Basketball Contact: C. Kent Lowe
www.LSUsports.net

Phone - 225.578.8226
Fax - 225.578.1861

Media Services

John Brady Interview Opportunities

After Practice

Coach John Brady is usually available after most practices sessions. Most practices start between 3 and 4 p.m. (depending on pre-practice video sessions and weights) and usually finish between 5 and 6 p.m. Contact Basketball SID Kent Lowe (225-578-1864) to confirm practice times.

SEC Teleconference

The 12 SEC coaches are featured on a teleconference each Monday and Thursday January through March through the conference season. The conference starts at 10 a.m. (CST). Coach Brady is on at 10:28 a.m. CST. To access the media only number contact Kent Lowe or the Southeastern Conference Media Relations Office (205-458-3010).

LSU Player Interview Opportunities

Post Practice

The best time to contact LSU players is usually at the conclusion of practice. Again, please let Basketball SID Kent Lowe know your interview intentions as far in advance as possible.

LSU Satellite Newsfeed

For more information on satellite feeds and coordinates please call Assistant Athletic Director/Television Kevin Wagner (225-578-1797).

By Appointment, By Phone

Coach Brady is available for interviews most non-gameday mornings prior to noon. Please contact either Kent Lowe (225-578-1864) or Basketball Secretary Pam LeBlanc (225-578-8217).

The John Brady Show, Presented by Whitney Bank on The LSU Sports Radio Network

The weekly call-in show takes place Monday at 7 p.m. from Walkon's Bistro at the corner of Nicholson and Burbank ... The show runs through the end of the regular season ... The show airs in Baton Rouge on Eagle 98.1 FM, on the Internet at www.LSUsports.net and on many LSU Sports Radio Network affiliates ... The show begins Nov. 26 and runs four weeks before taking Dec. 24 and 31 off ... Show will resume with a special Tuesday edition on Jan. 8

Post Game

Coach Brady will be in the L-Club Room of the Maravich Center to visit with the media ... Requested players will be brought to the L-Club after they shower and dress and Coach Brady has finished his post-game remarks ... **THE LSU DRESSING ROOM IS CLOSED** ... To reach the L-Club, exit the building on the Southwest side and once outside turn left and go down the first set of steps to the L-Club ... The visiting team dressing

area is in the Northeast Corridor and across from the media work area ... The visiting coach has an interview area (where the pre-game meal is served) that he can use for his post-game media obligations if he wishes.

Inside LSU Basketball with Coach John Brady

Coach Brady's weekly TV show is on a state-wide network ... WBRZ-TV, Channel 2, will carry the show at 10:35 p.m. Sunday ... The show will debut Dec. 2 and run for three weeks before taking Dec. 23, 30 and Jan. 6 off ... The show will resume on Jan. 13 with the final show on March 9 ... Besides WBRZ-TV, the show can be seen on Cox Cable 4 in Baton Rouge Mondays at 9:30 p.m. and on Cox Sports Television (Ch. 37 on Cox Cable) on Wednesdays at 5:30 p.m. ... Other markets airing the show are KLAX-TV in Alexandria, Cox Channel 8 in Lake Charles, KEJB-TV in Monroe, KWBj in Mogan City, WGNO-TV in New Orleans and KMSS in Shreveport.

before returning on Monday nights on Jan. 14 through the end of the season.

Who to Contact

LSU Sports Information Office

(225) 578-8226

Asst. AD/Sports Info. Director

Michael Bonnette - mbonnet@lsu.edu

Sr. Associate SID (Basketball)

C. Kent Lowe - clowe@lsu.edu

Asst. Men's Basketball Contact

Alex Restrepo - arestr1@lsu.edu

LSU Sports Television Network

(225) 578-1797

Director of Television

Kevin Wagner - jwagne2@lsu.edu

Manager/Television

John Schiebe -- jschieb@lsu.edu

LSU Sports Radio Network

(225) 578-1882

Director of Radio

Jim Hawthorne - lsuradio@lsu.edu

LSU Athletics Online

www.LSUsports.net

The Official Website of LSU Athletics is home to all the basketball information you need. Schedules, results, rosters, bios, statistics and game notes can be found. The **GAMEDAY** section, updated daily, has all relevant info for the upcoming game.

<http://media.lsusports.net>

Media can access images for all LSU teams, including action shots, heads shots, logos, etc. To gain access, email Michael Bonnette or Kent Lowe. You will be assigned a login and password that will enable you to retrieve pictures. This service is for the media use only.

LSUsports.net/media

Request Credentials online, Read the latest Game Notes and Submit Photo Requests.

C. Kent Lowe clowe@lsu.edu							
Weekly Schedule (Subject to change)							
MONDAY 26	TUESDAY 27	WEDNESDAY 28	THURSDAY 29	FRIDAY 30	SATURDAY 1	SUNDAY 2	
Practice -- 3 p.m. First edition John Brady Radio Show at Walk-ons, 7 p.m.	Practice -- 3 p.m.	Game 6 -- vs. Nicholls State, 7 p.m. (Maravich Center), LSU Sports Radio Network, CST. Tickets \$11, \$5 for youth (ages 3-12)	Practice -- 3 p.m.	Game 7 -- vs. Southern, 7 p.m. (Maravich Center), LSU Sports Radio Network. Tickets \$11, \$5 for youth (ages 3-12).	Practice TBA	Practice TBA	Practice TBA First "Inside LSU Basketball" TV show (WBRZ, Ch. 2 in BR, 10:35 p.m.)
MONDAY 3	TUESDAY 4	WEDNESDAY 5	THURSDAY 6	FRIDAY 7	SATURDAY 8	SUNDAY 9	
Practice -- 3 p.m. John Brady Radio Show at Walk-ons, 7 p.m.	Practice 3 p.m.	Practice TBA. Depart for Philadelphia	LSU vs. Villanova, 8:30 p.m. CST, Wachovia Center (Philadelphia). LSU Sports Radio Network, ESPN. Big East/SEC Challenge	Return to Baton Rouge	Practice TBA	Practice TBA "Inside LSU Basketball" TV show (WBRZ, Ch. 2 in BR, 10:35 p.m.)	

John Brady

Head Coach • 11th Year

When John Brady first put a team on the floor of the Pete Maravich Assembly Center, his Tiger squad was undermanned, undersized and underdogs.

Teams hated to play the Tigers then because John Brady coached his team hard and they responded with several strong performances against the leagues top teams, but not many wins. The strong performances continued as the years went on, but now LSU was winning.

In 11 years as head coach at LSU, John Brady has coached the LSU team as only he knows how -- with heart and passion, and knowledge of the game that makes him one of the best at in-game decisions.

The LSU Tigers, in 2006, won the SEC regular season title with a 14-2 record and won the Western Division for the second straight year. LSU has won 31 SEC games the last three years, one of the best totals in the league over the last three years, and during that time period, LSU had a streak of 19 straight conference home wins that spanned portions of four seasons from 2004-07.

The SEC Championship in 2006 was Brady's second and the school's first outright championship in 21 years.

LSU has had six consecutive winning seasons under John Brady and only three times in the program history have there been longer consecutive years of winning.

Three times, John Brady has coached the SEC Player of the Year and he has coached the SEC Freshman of the Year four times.

Brady's 184 wins are the third most wins by an LSU basketball coach and only two LSU basketball coaches have served longer tenures.

Brady's knowledge of the game and his belief in discipline and respon-

sibility for actions on and off the floor have made the program strong again, one that LSU fans are proud of.

Brady's plan isn't just taking place on a hardwood floor in the Maravich Center. He has worked hard to show the public that athletic and academic pursuits of the players should be challenged to the fullest.

That's part of the reason that LSU basketball is not only a success on the court, but in the classroom as well.

Brady came to LSU after six highly successful seasons at Samford University in Birmingham, Ala. In his six-year tenure (1992-97), he turned the team into a consistent winner, posting a record of 89-77. In Brady's six years at Samford, the team had three first-team and five second team all-league selections.

Now at LSU, the numbers are beginning to work for Brady both on and off the floor. He has had 33 players earn Academic Honor Roll status at LSU, plus 18 players who have received their degrees from LSU.

The 53-year-old Brady is the father of two daughters (Brittany-17, Brooke-13) and is married to the former Misty Champagne.

In his first 10 seasons, Brady has taken the Tigers a long way, including to college basketball's pinnacle, the NCAA Final Four. The results are a program that is solid both athletically and academically. The top athletes in the country are seriously putting LSU at the top of their lists and Brady is earning the respect of his peers in the league.

He has re-established LSU back as a national factor in college basketball and the work is being done to keep LSU there for years to come.

1

>NCAA Final Four Appearance (2006)

2

>SEC Championships
>Sweet Sixteen Appearances (2000, 2006)

3

>SEC Player of the Year Selections (Swift - 2000, Bass - 2005, Davis - 2006)
>SEC Western Division Championships (2000, 2005, 2006)

4

>SEC Freshman of the Year Selections (Bright - 2000, Bass - 2004, Davis - 2005, Thomas - 2006)

6

>Postseason tournament appearances in the last eight years

18

>Number of LSU players who have graduated

33

>Academic All-SEC honorees



The Brady File

NAME: John Brady
BIRTH DATE: Sept. 17, 1954 (McComb, Miss.)
AGE: 53
HOMETOWN: McComb, Miss.
WIFE: Misty
CHILDREN: Brittany (17), Brooke (13)
HIGH SCHOOL: McComb HS; McComb, Miss.
COLLEGE: BS, Belhaven College, 1976 M. Ed., Mississippi State, 1977

PLAYING EXPERIENCE

McComb High School (McComb, Miss.)
Belhaven College (Jackson, Miss.) - 3-year starter, scored over 1,000 points for career ... Coach Charlie Rugg ... Two-time All-Southern States Conference - Inducted Fall 1997 into school athletic hall of fame.

COACHING EXPERIENCE

1976-77 - Graduate Assistant, Mississippi State
1977-82 - Head Coach, Crowley High School (Crowley, La.) - 129-49 (.725) record ... 1981 LSWA Class AAA "Coach of the Year"
1982-90 - Assistant Coach, Mississippi State ... First four years under coach Bob Boyd ... Last four as chief recruiter for Richard Williams.
1990-91 - Assistant Coach, UNO
1991-97 - Head Coach, Samford University, 89-77 record in six years ... left Samford as winningest coach in Samford history ... Team won TAAC West in 1996 and 1997.
March 25, 1997 - Named 18th LSU head coach
1999-2000 - LSU wins SEC West, SEC Championship; NCAA Sweet 16; SEC Coach of the Year; Runner-up, National Coach of Year.
2001-02 - Second round of the NIT.
2002-03 - NCAA Tournament appearance ... LSWA, LABC Coach of the Year.
2003-04 - LSU advances to the NIT.
2004-05 - LSU posts 12-4 record to win SEC West ... Tigers go 8-0 in league play at home, first undefeated league home record since 1981 ... Team advanced to NCAA Tournament, fourth straight post season berth.
2005-06 - LSU posts 14-2 record in winning SEC title, first since 2000 and first outright title in 21 years ... Tigers go 8-0 in league play at home for the second straight year ... Team goes to NCAAs and defeats Iona, Texas A&M, No. 1 Duke and Texas to advance to NCAA Final Four for first time in 20 years ... Named SEC Coach of the Year, LSWA Coach of the Year and finalist for the Jim Phelan National Coach of the Year Award.
2006-07 - Team posts its sixth consecutive winning record.

The John Brady Record

YEAR	SCHOOL	/---OVERALL---/		/---CONF.---/		FINISH
		W-L	PCT.	W-L	PCT.	
1991-92	Samford	11-18	.379	7-7	.500	T-3rd
1992-93	Samford	17-10	.630	7-5	.583	T-2nd
1993-94	Samford	10-18	.357	4-12	.250	8th
1994-95	Samford	16-11	.592	11-5	.687	2nd
1995-96	Samford	16-11	.592	11-5	.687	TAAC Western Division Champion
1996-97	Samford	19-9	.678	11-5	.687	TAAC Western Division Champion
1997-98	LSU	9-18	.333	2-14	.125	6th-West
1998-99	LSU	12-15	.444	4-12	.250	6th-West
1999-00	LSU	28-6	.823	12-4	.750	SEC Champions; NCAA Sweet 16
2000-01	LSU	13-16	.448	2-14	.125	6th-West
2001-02	LSU	19-15	.559	6-10	.375	4th-West; NIT Second Round
2002-03	LSU	21-11	.656	8-8	.500	2nd-West; NCAA Tournament
2003-04	LSU	18-11	.621	8-8	.500	2nd-West; NIT
2004-05	LSU	20-10	.667	12-4	.750	1st-West; NCAA Tournament
2005-06	LSU	27-9	.750	14-2	.875	SEC Champions; NCAA Final Four!
2006-07	LSU	17-15	.531	5-11	.312	6th-West
2007-08	LSU	3-2	.600			
Totals	17 Years	276-205	.574	124-126	.496	2 Conf. Titles, 5 Division Titles
Samford	6 Years	89-77	.536	51-39	.567	2 TAAC Western Division Titles
LSU	11 Years	187-128	.594	73-87	.456	2 SEC-3 West Titles, 4 NCAAs

CAREER SPECIALTY NUMBERS

CAREER DOUBLE-FIGURE GAMES

Tasmin Mitchell 49
 Terry Martin 16
 Garrett Temple 17
 Dameon Mason 5
 Anthony Randolph 4
 Marcus Thornton 4
 Chris Johnson 4
 Bo Spencer 3

CAREER DOUBLE-FIGURE REBOUNDS

Tasmin Mitchell 9
 Anthony Randolph 1
 Chris Johnson 1
 Marcus Thornton 1

CAREER DOUBLE-DOUBLES

Tasmin Mitchell 8
 Anthony Randolph 1
 Chris Johnson 1
 Marcus Thornton 1

CAREER THREE-POINTERS

Tasmin Mitchell 69
 Garrett Temple 67
 Terry Martin 58
 Marcus Thornton 12
 Bo Spencer 10
 Dameon Mason 9
 Chris Johnson 7
 Alex Farrer 6
 Anthony Randolph 1

CAREER ASSISTS

Garrett Temple 256
 Tasmin Mitchell 165
 Terry Martin 44
 Dameon Mason 25
 Bo Spencer 11
 Chris Johnson 10
 Anthony Randolph 10
 Alex Farrer 9
 Marcus Thornton 6
 Garrett Green 2
 Greg Terrebbonne 1

CAREER BLOCKS

Garrett Temple 70
 Tasmin Mitchell 44
 Chris Johnson 27
 Anthony Randolph 14
 Terry Martin 10
 Dameon Mason 6
 Marcus Thornton 3
 Alex Farrer 2
 Garrett Green 2
 Bo Spencer 1

2007-08 LSU Men's Basketball Roster

NO.	NAME	CL.	POS.	HT.	WT.	EXP.	HOMETOWN/LAST SCHOOL
1**	Tasmin Mitchell	Jr.	F	6-7	228	2VL	Denham Springs, La./D. Spr. HS
2	Dameon Mason	Sr.	G/F	6-6	190	1VL	Kansas City, Mo./Marquette Univ.
3	Anthony Randolph	Fr.	F	6-10	205	HS	Dallas, Texas/Woodrow Wilson HS
5	Marcus Thornton	Jr.	G	6-4	198	JC	Baton Rouge, La./Kilgore College
10	Greg Terrebbonne	So.	G	6-0	205	1VL	Galliano, La./South LaFourche HS
11	Bo Spencer	Fr.	G	6-1	180	HS	Baton Rouge, La./Glen Oaks HS
13	Terry Martin	Jr.	G	6-6	207	1VL	Monroe, La./Texas Tech
14	Garrett Temple	Jr.	G	6-6	195	2VL	Baton Rouge, La./University HS
20	Garrett Green	Fr.	F	6-10	218	HS	Woodland Hills, Calif./Taft HS
21	Chris Johnson	Jr.	C	6-11	205	2VL	Montross, Va./Laurinburg Prep
30	Alex Farrer	So.	G	6-5	200	1VL	Phoenix, Ariz./St. Mary's HS
32**	Quintin Thornton	Jr.	F	6-8	230	JC	Orlando, Fla./Odessa College

**Injured and not dressed

Head Coach: John Brady (Belhaven, 1976), 11th year at LSU

Associate Head Coach: Butch Pierre (Mississippi State, 1984), 11th year at LSU

Assistant Coach: John Treloar (Belhaven, 1979), 4th year at LSU

Assistant Coach: Chad Dollar (Milligan, 1996), 1st year at LSU

Director of Basketball Operations: Jeff Clapacs (Wooster, 2007), 1st year at LSU

Transactions

Quintin Thornton injured his left pectoral muscle in the weight room, Oct.19. Underwent surgery, out for at least two months, probable redshirt candidate ... Dameon Mason missed McNeese game (11/14) and Maui Tournament (11/19-21) with viral infection on heart muscle ... Cleared Monday (11/26) to return to practice ... Tasmin Mitchell was taken out of Oklahoma State game (11/19) after six minutes, did not play the remainder of the Maui tournament ... Has a stress reaction in the shin bone area of his left foot ... Surgery scheduled for Thursday (11/29) ... Eligible for medical redshirt if unable to return.

Last Game -- EA Sports Maui Invitational

Game 1 -- Oklahoma State 83, LSU 77 (12/19 -- Lahaina, Hawaii)

Oklahoma State had the big advantage in the first half as LSU shot just 30 percent from the field and Oklahoma State found itself up in the game, up 18, 42-24, at the intermission ... LSU was down by as much as 21 three times in the second half, the last with 15:13 to play before rallying back to have a shot in the air to tie with 51 seconds to play ... LSU shot 60 percent (18-of-30) in the second half and hit 8-of-15 treys to get back in the game despite turning the ball over 26 times for the contest ... With Tasmin Mitchell limited to just six minutes with his injury ... Marcus Thornton had 20 points, while Chris Johnson had a career high 19 points, Garrett Temple (one off his career high) with 17 and Bo Spencer 10.

Game 2 - LSU 78, Chaminade 72 (12/20 -- Lahaina, Hawaii)

The Tigers survived a 7-of-10 three-point performance from Hayden Heiber and 13 three-pointers from the Silverswords ... LSU shot 47.1 percent for the game and made just enough free throws to seal that game in its worst free-throw shooting of the season, 7-of-14 ... Anthony Randolph led LSU in scoring with 21, while Chris Johnson had his first LSU double double with 18 points and 11 rebounds. Terry Martin scored 13 points with Bo Spencer posting 11 ... LSU had just 11 turnovers in the contest and 11 blocked shots.

Game 3 - Arizona St. 87, LSU 84 (OT) (12/21 -- Lahaina, Hawaii)

The Tigers lost for just the third time in the Brady era when scoring 80 points or more ... LSU was down three at the half and forced overtime with an off-balance Marcus Thornton three-pointer in the final five seconds ... Arizona State scored the first four points of overtime in the fifth place game and never trailed ... Anthony Randolph had 21 points for the second straight game, while Thornton added 18 points, Bo Spencer had double figures in all three games with 14 and Garrett Temple 11 points and a career high tying seven assists ... LSU made 12-of-33 three-pointers, just seven attempts off the school record and Thornton's 12 three-point attempts is the first time a Tigers has taken more than 11 three-pointers in a game since Torris Bright versus Mississippi State on Jan. 26, 2002.

Johnson, Randolph On Jay Bilas' Maui Team

Junior Chris Johnson and freshman Anthony Randolph were both on Jay Bilas' final ESPN.com All-Maui team for their performances over the three games of the EA Sports Maui Invitational ... Earlier in one of his blogs from Maui, Bilas said about Johnson, "this kid oozes potential." Johnson averaged a team best 16.0 points a game, making 20-of-29 field goals, including four treys, with a 7.0 rebound average per game ... Randolph averaged 15.7 points a game and 7.0 rebounds.

Hawaii In The Brady Era

Coach John Brady is now 6-3 in his 11 years when the Tigers are playing in the Aloha State ... LSU won three games in capturing the Hawaii Pacific Classic in 1999 and was fifth in the Hawaii Hilo Classic in 2001 ... LSU won fifth in that tournament and finished in sixth place in Maui as LSU finished 1-2, the same record it finished with in 1992 and 1996.

About Nicholls State

The Colonels are 1-5 on the season and come to Baton Rouge off a three-game West Coast road swing ... On the trip, the Colonels lost at California (62-74, 11/19), at UC-Davis (67-69, 11/21) and at Saint Mary's (63-84, 11/24) ... The Colonels one win came in their home game against Huston-Tillotson (92-55, 11/13) ... Michael Czepil is the leading scorer for the Colonels at 12.5 points per game, with Ryan Bathie averaging 11.0 points per game ... Czepil had 13 points and six assists and Adonis Gray had 13 points in the game against St. Mary's ... J. P. Piper is in his fourth year as the head coach at Nicholls State with a record of 24-68 ... The probable Nicholls State starters based on the last game:

G - 05 Justin Payne (5-11, Jr., Opelousas, La.) 1.3 ppg, 1.3 apg, 3.0 apg

G - 20 Adonis Gray (6-4, Sr., Thibodaux, La.) 8.5 ppg, 4.5 rpg

G - 03 Michael Czepil (6-2, So., Melbourne, Australia) 12.5 ppg, 3.2 rpg, 2.7 apg

F - 21 Ryan Bathie (6-6, Jr., Melbourne, Australia) 11.0 ppg, 4.2 rpg

F - 11 Dominic Friend (6-7, Fr., Geelong, Australia) 6.7 ppg, 4.0 rpg

This will be the 14th time the Tigers and Colonels have met and LSU is 13-0 in the series with all games in Baton Rouge dating back to the first game in the series in the old LSU Invitational in 1987 ... The teams have met each of the last two seasons with LSU winning, 122-58, in 2005 and 96-42 a year ago.

Success at Home

The Tigers were 14-4 in the Maravich Center last year, 9-1 in non-conference games ... The Tigers will enter the Nicholls State game in their next home game on Nov. 28 on a four-game winning streak dating back to last year ... LSU has won 14 games each of the last three years at home, but will only play 15 home games this season ... LSU is 44-7 over the last three-plus years overall and 79-6 over the ten years of John Brady's tenure in non-conference games.

The Pete Maravich Assembly Center - New Floor For 2007-08

This is the 37th season of play in the building and LSU is 416-139 in the building (74.9 percent) and 215-30 (87.6 percent) in non-conference games.

The Tigers are playing at home on a brand new wood floor that was installed earlier in the month. The floor was designed by Jason Feirman in the LSU Athletics Publications office and made by Connor Sports Flooring in Arlington, Illinois.

Thornton and Randolph With Big Opening Night Games

Junior college transfer Marcus Thornton made his season debut a good one for LSU, hitting 8-of-14 field goals, including four treys, in a 27-point effort against Southeastern Louisiana ... He was just on the edge of becoming the first Tiger to score 30 points since Darrel Mitchell scored 32 in double overtime at home against Ohio State in January 2005 ... Also freshman Anthony Randolph came up big against the Lions with a double double of 19 points and 13 rebounds ... Here are how the numbers compare with other opening night first games for some other Tigers in the last 20 or so years:

2005-06 - Tasmin Mitchell - 19 points, 12 rebounds

2004-05 - Glen Davis - 16 points, 13 rebounds

2003-04 - Brandon Bass -- 15 points, 11 rebounds

SEC MEDIA DAYS POLL

Eastern Division

TEAM	SEC	OVERALL
Tenn. (30)	180 points	
Kentucky	142 points	
Florida	103 points	
Vanderbilt	98 points	
Georgia	69 points	
S. Carolina	38 points	

Western Division

TEAM	SEC	OVERALL
Ark. (18)	168 points	
Miss. St. (10)	148 points	
Alabama (1)	111 points	
Auburn (1)	94 points	
LSU	63 points	
Ole Miss	46 points	

CAREER DOUBLE-DOUBLES

TASMIN MITCHELL (8)

Game	Date	Pts	Reb
Southern	11/18/05	19	12
UL-Laf.	12/17/05	16	11
Duke	3/23/06	10	10
Texas	12/10/06	23	10
UConn	1/6/07	16	10
Ole Miss	1/17/07	19	10
Ole Miss	2/14/07	11	10
McNeese	11/14/07	16	14

ANTHONY RANDOLPH (1)

Game	Date	Pts	Reb
SE La.	11/12/07	19	13

CHRIS JOHNSON (1)

Game	Date	Pts	Reb
Chaminade	11/20/07	18	11

MARCUS THORNTON (1)

Game	Date	Pts	Reb
Ariz. State	11/21/07	18	12

TIGER OPPONENTS IN POLLS

	AP	ESPN/ USAT
Texas A&M (Jan. 5)	9	9
Tennessee (Feb. 9)	11	12
Villanova (Dec. 6)	RV	21
Vanderbilt (Jan. 19)	RV	RV
Arkansas (Jan. 26, Feb. 20)	RV	RV
Florida (Feb. 13)	RV	RV
Kentucky (Feb. 16)	RV	----

THE STATISTICS

Overall	LSU	NS
Scoring Average	77.8	65.5
Opp. PPG Average	75.6	72.7
Scoring Differential	+2.2	-7.2
FG Percentage	47.9	41.5
Opp. FG Percentage	43.7	49.0
3PT FG Pct.	34.5	31.6
Opp. 3FG Pct.	37.9	37.6
3FGs per Game	7.8	8.0
FT Percentage	74.2	67.7
Rebound Avg.	35.2	31.8
Opp. Reb. Avg.	36.0	31.2
Reb. Differential	-0.8	+0.7
Assist Average	14.0	15.0
TO Average	17.0	18.3
Blocks Average	8.4	2.7
Steals Average	7.4	8.0

LSU Scoring Runs

5-0	6
6-0	5
7-0	5
8-0	1
9-0	
10-0	
11-0	2
12-0	
13-0	
14-0	1
15-0	

Opp. Scoring Runs

5-0	7
6-0	4
7-0	3
8-0	3
9-0	
10-0	1
11-0	
12-0	1
13-0	
14-0	
15-0	

1999-00 - Ronald Dupree - 21 points, 8 rebounds; Lamont Roland - 20 points
 1998-99 - Jabari Smith - 11 points, 17 rebounds
 1996-97 - Lester Earl - 25 points, 7 rebounds
 1994-95 - Randy Livingston - 22 points, 9 assists
 1993-94 - Ronnie Henderson - 21 points
 1992-93 - Sean Gipson - 23 points, 10 rebounds
 1989-90 - Shaquille O'Neal - 10 points; Stanley Roberts - 16 points
 1988-89 - Chris Jackson 13
 1984-85 - John Williams - 21 points, 11 rebounds; Jose Vargas - 22 points, 10 rebounds

Of course, one to add to that is Durand "Rudy" Macklin who in the 1976 season opener in his first game as a Tiger pulled down a school record 32 rebounds against Tulane.

Trying To Get Another Winning Season

LSU has had a winning record each of the last six seasons which is the third longest consecutive winning streak in school history ... LSU's consecutive season winning streaks:

- 11 -- 1982-83 to 1992-93
- 9 -- 1913-14 to 1921-22
- 6 -- 2001-02 to present
- 5 -- 1976-77 to 1980-81
- 4 -- 1931-32 to 1934-35

O Canada

The LSU season got off to an early start thanks to a three-game exhibition tour of Canada over the Labor Day weekend ... The Tigers played games and won at the University of Guelph (92-60), York University (101-67) and the University of Toronto (82-55) ... Marcus Thornton, the junior college transfer, led the Tigers on the trip averaging 26.0 points per game as the guard hit 32-of-55 field goal attempts and more importantly 11 three-pointers in 25 attempts (44 percent) ... Anthony Randolph averaged 13.3 points and a team best 6.7 rebounds, while veterans Terry Martin (13.0 points) and Mitchell (11.0 points) averaged in double figures.

LSU as a team shot 48 percent from the floor and 36.9 percent from the international three-point arc, some 30 percentage points higher than a season ago.

LSU's decision to wait until the Labor Day Weekend to go on a trip outside the United States allowed the newcomers to join the veterans on the trip and allowed for a week of practice prior to leaving for Canada.

The Season Started Earlier

The first exhibition game on Nov. 1 marked by two days the earliest exhibition game in LSU history ... The start of the season on Nov. 12 against Southeastern Louisiana was the earliest an LSU men's basketball team has ever started the season in program history.

Last season and in the 2001-02 season, the previous earliest game was played on Nov. 17 ... In the 2005-06 season, the season started on Nov. 18.

Close Games Went Against LSU Last Season

The close games that LSU seemed to be able to pull out in 2006 turned against LSU in 2007 ... The Tigers were 1-6 in games decided by four points or less last season:

- Wichita State -- L, 53-57
- Texas -- L, 75-76 (OT)
- Auburn -- W, 65-63
- Georgia -- L, 54-57
- Alabama -- L, 70-73
- Tennessee -- L, 67-70
- Ole Miss -- L, 70-71

But the McNeese State game, a four-point decision, went LSU's way on Wednesday so that is a step back in the right direction as LSU was able to close the game after being tied with three minutes to play.

Garrett Temple Ready to Crack a Top 10 Category

Temple, with 19 assists so far this season, is now within sight of cracking the top 10 for career assists at LSU ... Temple enters the Nicholls State game with 256 career assists, just 11 shy of Tommy Hess who right now stands in 10th with 267 for his career from 1969-72.

Temple has a good assist-to-turnover ratio again this season with 19 assists to just 12 turnovers.

Scoring Not An Issue

There is no doubt that through the first five games, scoring is not an issue for the LSU team as they are averaging 77.8 points per game with a minimum of 72 points in the opener against Southeastern Louisiana, but scoring as many as 84 in overtime against Arizona State in the last start ... However, the Tigers are giving up 75.6 points and that is certainly against the tradition of the John Brady-coached teams at LSU ... In the Arizona State game, it marked only the third time in the 11-years of the Brady era that LSU has scored 80 or more points and not won the game ... The other two times came in December 2004 at Biloxi against Southern Miss when LSU lost 88-84 in overtime and in November 2005 when LSU lost at home to Houston, 84-83.

LSU is 67-3 when scoring 80 or more points in the Brady era and also a good 128-28 (82.0%) when scoring 70 or more ... The Tigers have only allowed 80 points 40 times in the Brady era and LSU is 5-35 when allowed 80 or more points.

Florida, LSU Still Have Best Home Win Marks

Since the start of the 2002-03 season, Florida and LSU far and away have the most home wins of any team in the Southeastern Conference (through play on Sunday):

Florida 78
LSU 72
Tennessee 63
Alabama 62
Vanderbilt 61
Kentucky 59
Arkansas 57
South Carolina 55
Auburn 53
Mississippi St. 53
Georgia 50
Ole Miss 46

Total SEC Wins Since 2005 Has LSU Near Top

LSU in the last three seasons is also near the top of the league in total conference wins:

Florida 35
Kentucky 32
LSU 31
Alabama 29
Tennessee 28
Vanderbilt 25
Arkansas 23
Mississippi State 22
South Carolina 17
Ole Miss 16
Auburn 15
Georgia 15

Louisiana Win Streak

LSU continued its home-court winning streak against Louisiana schools November 14 against McNeese State and enters the Nov. 28 game with Nicholls State on a 64-game Maravich Center winning streak against Louisiana schools ... LSU last lost to a Louisiana school in the PMAC on December 6, 1988 when Louisiana Tech defeated LSU, 111-109, in overtime ... The present streak started two nights later on Dec. 8, 1988 when the Tigers defeated McNeese State ... A total of 39 of those wins have come in the John Brady era ... LSU still has three more games against Louisiana schools this season -- Nicholls State (Nov. 28), Southern University (Nov. 30) and Northwestern

TIGER TRENDS

LSU RECORD...	07-08	JB YRS
In November	3-2	37-9
In December		51-13
In January		37-45
In February		35-43
In March		27-17
In April		0-1

LSU vs. AP Ranked Opponents

At home	12-16
On the road	3-26
Neutral	8-5

LSU's Record in Games...

Decided by 5 pts or less	1-1	49-45
Decided by 10 pts or less	3-2	76-75
Decided by 11 pts or more		111-53
At night	2-0	135-79
During the day	1-2	52-49
Decided in Overtime		8-7
Televised	3-2	86-82

LSU's Record When Scoring...

Less than 60 points	10-54	
60-69 points	49-46	
70-79 points	3-1	61-25
80-89 points	0-1	39-3
90-99 points		23-0
100 or more points		5-0

LSU's Record When Allowing...

Less than 60 points	95-16	
60-69 points	1-0	64-36
70-79 points	2-0	23-41
80-89 points	0-2	4-32
90-99 points		0-3
100 or more points		1-0

LSU's Record When...

Leading at the half		148-25
Losing at the half	1-2	31-94
Tied at the half	2-0	8-9
Lead 10 minutes left	2-0	158-23
Losing 10 minutes left	0-1	26-100
Tied 10 minutes left	1-1	3-5
Lead 5 minutes left	3-0	162-18
Losing 5 minutes left	0-1	20-103
Tied 5 minutes left	0-1	5-7

LSU's Record When Shooting...

50% or higher	1-0	89-17
Less than 50%	2-2	98-111
Better than opponent	3-1	156-32
Worse than opponent	0-1	31-95
Even Shooting		0-1
More 3PT FGs than opp.	1-2	86-33

LSU's Record When...

Outrebounding opp.	1-0	154-30
Outrebounded by opp.	1-3	30-91
Equal rebounds	-----	2-8

LSU's Record When Committing...

Fewer TO than opp.	2-0	95-29
More TO than opp.	0-2	80-91
Equal TO	1-0	12-8
15 or fewer TO	3-0	111-53

COACHING MARKS

Coaching Tenure in SEC

1. Billy Donovan, Florida	12th season
2. John Brady, LSU	11th season
3. Rick Stansbury, MSU	10th season
3. Mark Gottfried, Ala.	10th season
5. Kevin Stallings, Vandy	7th season
5. Dave Odom, USC	7th season
7. Dennis Felton, UGA	5th season
8. Jeff Lebo, Auburn	4th season
9. Bruce Pearl, Tennessee	3rd season
10. Andy Kennedy, Ole Miss	2nd season
11. Billy Gillispie, Kentucky	1st season
11. John Pelphrey, Arkansas	1st season

Coaching Tenure at LSU

1. Harry Rabenhorst	29 seasons
2. Dale Brown	25 seasons
3. John Brady	11 seasons
4. Jay McCreary	8 seasons
5. Dr. C. C. Stroud	6 seasons
5. Press Maravich	6 seasons

Coaching Wins at LSU

1. Dale Brown	448
2. Harry Rabenhorst	340
3. John Brady	187
4. Dr. C. C. Stroud	82
4. Jay McCreary	82

Coaching Wins in SEC

(through play on November 24)

1. Billy Donovan, Fla.	266
2. Rick Stansbury, MSU	188
3. John Brady, LSU	187
4. Mark Gottfried, Ala.	184
5. Kevin Stallings, Vandy	148
6. Dave Odom, USC	117
7. Dennis Felton, UGA	61
8. Bruce Pearl, Tennessee	51
9. Jeff Lebo, Auburn	47
10. Andy Kennedy, Ole Miss	26
11. John Pelphrey, Arkansas	4
12. Billy Gillispie, Kentucky	3

All-Time Wins--SEC

(through play on November 24)

1. Adolph Rupp, UK	875
2. Dale Brown, LSU	448
3. C. M. Newton, UA/VU	340
3. Harry Rabenhorst, LSU	340
5. Tubby Smith	308
6. Joe B. Hall, Kentucky	297
6. Hugh Durham, Georgia	297
8. Ray Mears, Tennessee	278
8. Roy Skinner, Vanderbilt	278
10. Billy Donovan, Florida	266

20. Bob Polk, Vanderbilt	197
21. Richard Williams, Miss. St.	191
22. Rick Stansbury, Miss. St.	188
23. John Brady, LSU	187
24. Mark Gottfried, Alabama	184

State (Dec. 15).

Tasmin Mitchell -- Pre-season All-SEC Selection

What has LSU lost with the surgery for Tasmin Mitchell ... A lot ... Mitchell was selected by the league coaches and most of the preseason magazines as an All-SEC selection for the 2007-08 season ... Lindy's magazine listed Mitchell as one of the top NBA prospects in the league this year ... He enters the surgery one pin shy of 900 career points and was on pace to become the next LSU player this season to top 1,000 career points and 500 career rebounds.

Mitchell's start against Oklahoma State in the Maui event was his 71st consecutive as he has started every game since his debut in November of 2005 ... Starting every game in a college career can be a rarity and just one minor injury or indiscretion that results in a suspension can end a streak quickly ... The streak was stopped when he was not able to dress for the Chaminade game.

John Brady in Elite Company

Brady's two SEC titles make him one of just 15 coaches in SEC history to have won at least two SEC regular season titles joining Adolph Rupp (27), Joe Hall (8), Tubby Smith (5), Dale Brown and Babe McCarthy (4), Ray Mears, C. M. Newton, Billy Donovan and Harry Rabenhorst (3) and Brady, Eddie Fogler, Rick Pitino, Nolan Richardson, Ray Skinner and John Mayer (2).

As far as Division championships, only four coaches -- Tubby Smith (7), Rick Pitino, Nolan Richardson and Billy Donovan (4) have won more division titles than John Brady.

Brady 23rd On SEC All-Time Coaching List As of Wednesday

Brady's 187 career wins at LSU has him listed as the 23rd winning coach all-time in the Southeastern Conference after play on Sunday ... Mississippi State coach Rick Stansbury is one game ahead of Brady at 188 wins while Alabama's Mark Gottfried is 24th at 184 career wins ... Brady needs 10 wins to move into the top 20 of the year and it is conceivable that all three coaches could crack the top 20 before the end of the season.

NBA Opened Season With 6 Former Tigers On Roster

The National Basketball Association opened its 2007-08 season last week and six former LSU Tigers are on the rosters of the teams as play begins:

Brandon Bass -- 3rd year -- Dallas Mavericks

Glen Davis -- rookie -- Boston Celtics

Ronald Dupree -- 5th year -- Detroit Pistons

Shaquille O'Neal -- 16th year -- Miami Heat

Stromile Swift -- 8th year -- Memphis Grizzlies

Tyrus Thomas -- 2nd year -- Chicago Bulls

Three-Point Shooting

LSU hit 38 percent of its three-point attempts in Maui, 30-of-79, but gave up about the same, allowing opponents to make 37.8 percent (28-of-74) ... In the Arizona State game, LSU's 33 attempts was just seven shy of the school record for attempts ... In fact, Marcus Thornton's 12 attempts in that game was the first time anyone had attempted more than 10 three-pointers in a game since Torris Bright in 2002.

For the season, LSU is averaging 7.8 treys a game and 34.5 percent (39-of-113) ... For the season, opponents are making 8.8 a game and 37.9 percent (44-of-116) ... LSU's three-point percentage is the ninth best in the Southeastern Conference.

Individually, Bo Spencer's percentage of 58.8 percent (10-of-17) is best in the league, one of six players to be shooting over 50 percent from the arc at this early juncture in the league.

LSU averaged 5.4 makes a game last season ... LSU has made more than 200 three-pointers three times - 215 in 2003, 205 in 2005 and 204 in 2002 ... LSU shot 33.7 percent from the three-point arc in 2007 ... The Tigers best percentage came in 1987, the first year of the three point field goal percentage, when LSU hit 40.1 percent ... The Tigers were way off the mark against McNeese, hitting just 3-of-18, including 3-of-10 in the second half after going 0-of-8 in the first half.

Rebounding

Rebounding and winning has always been a strong part of the LSU team with the Tigers going 21-5 when outrebounding the opponents in 2006 and 16-6 last year when

the Tigers had more rebounds ... Through the tournament, the Tigers have won 154 of 184 games (83.7 percent) in the Brady era when out rebounding the opponent.

The Tigers rebounding problems showed in the Southeastern game (11/12) as the Lions out rebounded LSU, 38-29 ... It marked just the 30th time in 121 games in the John Brady era that LSU was able to win a game when out rebounded by the opposition

In the two exhibition games, LSU was outrebounded, 92-86, in total with the more physical EA Sports team this past week, out rebounding LSU, 49-39 and 14-9 on the offensive end ... LSU has averaged more rebounds than the opponents in each of the first 10 seasons of the Brady era.

Of course, that rebounding was helped in the McNeese State game, as Coach Brady elected to go with a bigger lineup starting both Anthony Randolph and Chris Johnson around the goal ... The two combined for 16 points, 10 rebounds, four assists and seven blocks.

Through the first five games, LSU is averaging 35.2 boards a game, 12th in the league, while giving up 36.0 rebounds a game, ninth in the league ... LSU and Tennessee are the only two SEC teams with a rebounding margin deficit.

Free Throw Percentage

The Tigers, except for a 7-of-14 game at the free throw line against Chaminade (11/20), is having a great year at the line hitting 72-of-97 free throws or 74.2 percent ... That includes a 37-of-48 performance in the tournament and that's despite the seven misses in the Chaminade game ... LSU is again getting to the free throw line with 97 attempts, compared to 56-of-80 free throws by the opposition ... LSU is second in the league in free throw percentage, one of just four teams over 70 percent at the line at this point of the season.

Last season, the Tigers hit 70 percent at the free throw line, making 403-of-572 free throws during the 32 game season ... It was just the second time in the Brady era that an LSU team made 70 percent of their field goals and just missed the top 10 for school all-time free throw percentage marks.

The other time the Tigers were over 70 percent was in Coach Brady's eighth year (2004-05) when LSU was 500-of-685 from the line or 73.0 percent ... Last year was the fewest free throw attempts of any team in the Brady era.

Blocks

Blocks are coming easily at times for this LSU team which is billed as "Tall and Lean" but that also can be a double-edge sword as sometimes the blocks are coming from behind shooters driving to the goal after beating defenders to the goal ... But none-the-less, it is a good category number for the Tigers.

The Tigers cumulative total of blocks last year, 155, ranked sixth all-time at LSU as the Tigers averaged 4.8 blocks per game ... In the two exhibition contests, LSU averaged 9.5 a game after blocking 11 shots against Belhaven and eight against EA Sports ... Seven players blocked at least one shot during the two exhibition games.

Now through the first five games, LSU already has 42 blocks or 8.4 a game ... LSU is almost one full point better than second place Mississippi State (7.5) in the SEC block standings ... Eight players have blocked shots this year, led by the 14 of Anthony Randolph and the 12 of Chris Johnson ... Randolph's 2.8 average is third in the league ... Johnson's 2.5 average is fifth.

In the first game against Southeastern, three Tigers came up with blocks, topped by the six of Anthony Randolph. In all, LSU had eight blocks in the opener. The Tigers came back against McNeese State and blocked 11 shots with five different players getting blocks, topped by the six of Chris Johnson ... Last year the most blocked shots in a game was five by Garrett Temple and it is the most since freshman sensation now Chicago Bull Tyrus Thomas had games of 9, 7 and 6 blocks in the 2006 season.

Tigers Sign Four On First Day Of Fall Signing Period

The LSU Athletics Department announced on Wednesday that four student-athletes have signed national letters-of-intent with the LSU men's basketball team. Signing with the Tigers were:

J'Mison Morgan - Dallas (Texas) South Oak Cliff High - 6-10 center
Storm Warren - Monroe (La.) Richwood High School - 6-6 forward
Delwan Graham - Dunwoody (Ga.) High School - 6-7 small forward
Dennis Harris - Jonesboro (Ga.) Mundy's Mills High School - 6-10 combo forward

SCORING BREAKDOWN

CLASS	PTS	PCT.
Freshmen	127	32.6
Sophomores	4	1.2
Juniors	253	65.0
Seniors	5	1.2
SCORING	PTS	PCT.
Starters	303	77.9
Bench	86	22.1
POINTS IN PAINT	PTS	APG
LSU	144	28.8
Opponents	162	32.4
POINTS OFF TO	PTS	APG
LSU	97	19.4
Opponents	92	18.4
BENCH SCORING	PTS	APG
LSU	86	17.2
Opponents	91	19.4
FT% LAST 5 MINUTES	PCT	
LSU	25-39	64.1
Opponents	15-19	78.9
FG% LAST 5 MINUTES	PCT	
LSU	16-33	48.5
Opponents	21-50	42.0
3FG% LAST 5 MINUTES	PCT	
LSU	5-16	31.3
Opponents	3-18	16.7
W-L RECORDS OF STARTING LINEUPS		
(G, G, G, F, F), (G, G, C, F, F) or (G, G, C, G, F)		
1-0 -- Temple, Martin, Thornton, Randolph, Mitchell		
1-1 -- Martin, Thornton, Johnson, Randolph, Mitchell		
1-1 -- Martin, Thornton, Johnson, Temple, Randolph		
LEADING SCORERS -- Thornton 3, Randolph 2		
LEADING REBOUNDERS -- Randolph 1, Mitchell 1, Martin 1, Johnson 1, Thornton 1		
LEADING ASSISTS -- Temple 3, Mitchell 2, Martin 1, Randolph 1		
TOTAL DUNKS -- Randolph 9, Johnson 6, Temple 1		
DOUBLE FIGURE SCORING GAMES -- Thornton 4, Randolph 4, Johnson 3, Martin 3, Spencer 3, Mitchell 1, Temple 2		
DOUBLE DOUBLE -- Randolph 1, Mitchell 1, Thornton 1, Johnson 1		
PLAYERS SCORING IN DOUBLE FIGURES BY GAME		
1	2	3
	4	5
	6/more	
	1	4

STREAKING

Consecutive Games in Double Figures

Bo Spencer 3
Chris Johnson 3
Anthony Randolph 2
Garrett Temple 1

Consecutive Games Without Fouling Out

Tasmin Mitchell 28
Terry Martin 24
Alex Farrer 16
Garrett Temple 14
Greg Terrebonne 5
Anthony Randolph 5
Marcus Thornton 5
Bo Spencer 5
Dameon Mason 4

Consecutive Gms. With A Three-Point FG

Terry Martin 4
Garrett Temple 3
Bo Spencer 3
Marcus Thornton 1
Chris Johnson 1
Alex Farrer 1

Consecutive Games Scored in

Terry Martin 12
Chris Johnson 6
Anthony Randolph 5
Marcus Thornton 5
Bo Spencer 5
Garrett Temple 4
Garrett Green 3
Dameon Mason 2
Alex Farrer 1

Consecutive Games Started

Terry Martin 14
Anthony Randolph 5
Marcus Thornton 5
Chris Johnson 4
Garrett Temple 2

Morgan is rated No. 23 in the country by Rivalshoops.com and 29th by Scoutshoops.com after averaging 13 points, nine rebounds and five blocks per game last season. He was the District 14-4A defensive MVP and was named first-team Class 4A All-State by the Texas Association of Basketball Coaches ... Warren, ranked the 31st best power forward in the country by Scoutshoops.com, averaged 22.3 points, 18.1 rebounds and nine blocks a contest last year for Richwood as the Rams advanced to the Class 3A state semifinals. He was a first team All-State selection by the Louisiana Sports Writers Association ... Delwan Graham, ranked 68th in the country by Scoutshoops.com, averaged 18.6 points per game and 11 rebounds in earning first team Class 3A All-State honors by the Georgia Coaches Association. Dunwoody was 27-4 last season after winning the state crown in Graham's sophomore season ... Harris' Mundy Mills team is 60-24 the last three seasons, with three consecutive playoff appearances, including a regional championship and a trip to the Class 5A state tournament in 2007. The 3-star Rivalshoops.com and Scoutshoops.com player averaged 19 points and 11 rebounds in earning an honorable mention All-Metro by the Atlanta Journal Constitution. He scored a 1300 on the SAT and carries a 3.7 GPA.

Another Year of 20-Plus Telecasts Of Tiger Hoops

LSU has been featured on television over 20 times each of the last three seasons, including a school record 26 times during the 2006 Final Four season and 24 appearances during the 2006-07 season ... This year, the Tigers are scheduled for a minimum of 22 TV appearances as part of the Lincoln Financial Sports, ESPN, Fox Sports Net and CST packages.

The LSU-Nicholls State game will be the third of five games on CST (also still to broadcast the Oregon State and Alabama home games) with three more still set for the ESPN family of networks (at Villanova, at Texas A&M and at home vs. Arkansas), three times on FSN (Oregon State and both Ole Miss games) and seven times on Lincoln Financial Sports (at Vandy, at Alabama, vs. Tennessee, at Florida, vs. Kentucky, at Arkansas, vs. Georgia) plus the SEC Tournament.

This will be the first time LSU will appear on ESPNU (at Texas A&M) and ESPN Classic (vs. Arkansas).

New Shuttle Drop Off For Basketball Games

In an effort to provide easier access to the Pete Maravich Assembly Center for special needs patrons the LSU Athletic Department has implemented the Special Assistance Shuttle for all Men's and Women's home basketball games. This golf cart shuttle system will begin running 2 hours before tip-off and stop 10 minutes after tip-off. Return trips to pick up locations will begin with 10 minutes left in the 2nd half of the game. Pick up and drop off locations are listed below.

LSU Athletics encourages the use of this shuttle system only for those who need special assistance with accessing or leaving the arena. Please note that this shuttle will not make trips up the ramps of the Pete Maravich Assembly Center. The shuttle will only drop off at the elevator entrance located at the Southeast corner of the arena.

Pre-Game Pickup Locations (Beginning two hours prior to tip-off): North Stadium Drive in front of Athletics Administration Building; and, Lot M between the Carl Maddox Fieldhouse and Bernie Moore Track Stadium.

Post-Game Shuttle Pick Up is at the Southeast Corner of the Maravich Center at the elevator entrance returning patrons to the two pre-game pickup locations.

Ticket Packages For Sale

Ticket packages for LSU men's basketball are now on sale at the LSU Athletics Ticket Office and online at www.LSUsports.net.

Single game tickets are available for all the November-December non-conference schedule for the men's team ... Single game non-conference men's tickets go on sale starting at \$11 with \$6 upper-level tickets available for youth (ages 3-12).

Included in the ticket packages are a men's 3-Game Pick 'em Pack in which a fan can choose tickets for any three LSU men's basketball games and that package starts at \$33 ... There will also be a Family 4-Pack in both sports this year that includes four game tickets, four Cokes and four Hot Dogs. The price of the 4-Pack for a game is \$50 for men's basketball.

Groups of 10 or more can also purchase discounted tickets by calling the LSU Athletics Department at 225-578-6659. Tickets are \$6 for groups at non-conference men's games and \$10 for SEC games.

Date of LSU-Southern Game Changed From Saturday to Friday

LSU athletic officials in conjunction with Southern University announced Thursday that the game between the Tigers and Jaguars scheduled for this Saturday, Dec. 1, at 1 p.m. in the Maravich Center will now be played this Friday, Nov. 30, at 7 p.m.

The game change was to avoid conflicting with the Southeastern Conference Championship Football game in Atlanta which is scheduled for Dec. 1 at 3 p.m. in the Georgia Dome. LSU clinched the Western Division football berth last weekend prior to its non-conference game with Louisiana Tech.

Next Up - Southern University

So it will be a Friday game for LSU now against cross-town rival Southern University at 7 p.m. at the Maravich Center ... There is no television for the game that will be broadcast on the LSU Sports Radio Network ... Tickets are available on the LSU website, www.LSUports.net, or at the LSU Athletics Ticket Office ... Tickets are \$11 and \$5 for youth (ages 3-12).

CAREER RECORDS

LSU SCORING LEADERS

1. Pete Maravich	1967-70	3,667
2. Durand Macklin	1976-81	2,080
3. Howard Carter	1979-83	1,942
4. Shaquille O'Neal	1989-92	1,941
5. Bob Pettit	1951-54	1,916
6. Kenny Higgs	1974-78	1,896
7. Chris Jackson	1988-90	1,854
8. Ronald Dupree	1999-03	1,726
9. Derrick Taylor	1981-82; 83-86	1,590
10. Glen Davis	2004-07	1,587

31. Anthony Wilson	1983-87	1,089
32. Joe Dean	1949-52	1,072
33. Jerry Reynolds	1982-85	1,069
34. Jordy Hultberg	1976-80	1,067
35. John Williams	1984-86	1,046
36. Glenn Hansen	1973-75	1,027

xx. Tasmin Mitchell	active	899

LSU REBOUNDING LEADERS

1. Durand Macklin	1976-81	1,276
2. Shaquille O'Neal	1989-92	1,217
3. Al Sanders	1969-72	1,168
4. Bob Pettit	1951-54	1,039
5. Ned Clark	1952-55	988
6. Leonard Mitchell	1980-84	922
7. Glen Davis	2004-07	913
8. Ronald Dupree	1999-03	907
9. Lionel Green	1975-79	809
10. Bill Newton	1969-72	802

31. Jaime Lloreda	2002-04	525
32. Pete Maravich	1967-70	513
33. John Williams	1984-86	503
34. Jabari Smith	1998-00	501

xx. Tasmin Mitchell	active	407

LSU ASSIST LEADERS

1. Kenny Higgs	1974-78	645
2. Ethan Martin	1977-81	638
3. Torris Bright	2000-03	544
4. Pete Maravich	1967-70	425
5. Derrick Taylor	81-82; 83-86	401
6. Mike Darnall	1972-75	399
7. Darrel Mitchell	2002-06	367
8. Ricky Blanton	84-86; 87-89	314
9. Johnny Jones	1980-84	271
10. Tommy Hess	1969-72	267
--		
xx. Garrett Temple	active	256

The Last Time LSU ...

ALL GAMES

Scoring

Less Than 50 points	45 -- vs. UCLA (NCAAFF) (45-59), 4/1/06
50-59 points	56 -- at Georgia (56-50), 2/17/07
60-69 points	60 -- vs. Ole Miss (SECT) (60-80), 3/9/07
70-79 points	78 -- vs. Chaminade (78-72), 11/20/07
80-89 points	84 -- vs. Arizona State (84-87), 11/21/07
90-99 points	92 -- vs. Miss. Valley (92-58), 12/28/06
100 or more points	104 -- vs. Nicholls State (104-57), 11/21/05

Opponents Scoring

Less than 50 points	49 -- by UConn (49-66), 1/6/07
50-59 points	52 -- by South Carolina (52-61), 3/3/07
60-69 points	62 -- by Southeastern La. (62-72), 11/12/07
70-79 points	72 -- by Chaminade (72-78), 11/20/07
80-89 points	87 -- by Arizona State (87-84), 11/21/07
90-99 points	96 -- by Arkansas (75-96), 1-26-00
100 or more points	101 -- by Ohio State (101-113), 1-15-05

Field Goal Percentage

Shot 20-29 percent	27.9 -- vs. Ole Miss (12-43), 2-7-01
Shot 30-39 percent	32.8 -- vs. Ole Miss (SECT) (20-61), 3/9/07
Shot 40-49 percent	46.8 -- vs. Arizona State (29-62), 11/21/07
Shot 50-59 percent	51.0 -- vs. Southeastern La. (26-51), 11/12/07
Shot 60-69 percent	60.9 -- vs. Ole Miss (28-46), 2/14/07
Shot 70 percent or above	70.3 -- vs. Centenary (45-64), 1-15-03

Opponents Field Goal Percentage

Shot 20-29 percent	28.3 -- by McNeese State (17-60), 11/29/06
Shot 30-39 percent	38.0 -- by Chaminade (27-71), 11/20/07
Shot 40-49 percent	46.6 -- by Oklahoma State (27-58), 11/19/07
Shot 50-59 percent	50.0 -- by Arizona State (31-62), 11/21/07
Shot 60-69 percent	60.0 -- by W. Va. (33-55), 11-27-04

Three-Point FG Percentage

Shot less than 10 percent	0.0 -- vs. UCLA (NCAA FF) (0-6), 4/1/06
Shot 10-19 percent	16.7 -- vs. McNeese State (3-18), 11/14/07
Shot 20-29 percent	25.0 -- vs. Alabama (3-12), 1/31/07
Shot 30-39 percent	36.4 -- vs. Arizona State (12-33), 11/21/07
Shot 40-49 percent	44.0 -- vs. Oklahoma State (11-25), 11/19/07
Shot 50-59 percent	57.1 -- at Ole Miss (4-7), 2/14/07
Shot 60 percent or more	63.6 -- vs. Georgia (7-11), 1/25/06

Opponents Three-Point FG Percentage

Shot less than 10 percent	7.1 -- by Georgia (1-14), 1/25/06
Shot 10-19 percent	11.7 -- by Florida (2-17), 2/24/07
Shot 20-29 percent	28.6 -- by Arizona State (6-21), 11/21/07
Shot 30-39 percent	39.4 -- by Chaminade (13-33), 11/20/07
Shot 40-49 percent	45.0 -- by Oklahoma State (9-20), 11/19/07
Shot 50-59 percent	52.2 -- by McNeese State (12-23), 11/14/07
Shot 60 percent or more	61.5 -- by Washington (8-13), 12/20/06

Free Throw Percentage

Shot less than 50 percent	46.4 -- vs. UCLA (NCAAFF), (13-28), 4/1/06
Shot 50-59 percent	50.0 -- vs. Chaminade (7-14), 11/20/07
Shot 60-69 percent	66.7 -- vs. Florida (16-24), 2/24/07
Shot 70-79 percent	72.4 -- vs. McNeese State (21-20), 11/14/07
Shot 80-89 percent	87.5 -- vs. Arizona State (14-16), 11/21/07
Shot 90-99 percent	93.5 -- vs. Ohio State (29-31), 1-15-05
Shot 100 percent	100.0 -- vs. Alabama (9-9), 1/31/07

Rebounds

Had 20-29 rebounds	29 -- vs. Southeastern La., 11/12/07
Had 30-39 rebounds	37 -- vs. Arizona State, 11/21/07
Had 40-49 rebounds	41 -- vs. Chaminade, 11/20/07
Had 50-59 rebounds	50 -- vs. Miss. State, 2/15/06
Had 60 or more rebounds	60 -- vs. Troy State, 12-22-98

Opponent Rebounds

Less than 20 rebounds	19 -- by South Carolina, 1-12-05
20-29 rebounds	22 -- by Florida, 2/24/07
30-39 rebounds	34 -- by Arizona State, 11/21/07
40-49 rebounds	45 -- by Chaminade, 11/20/07
50-59 rebounds	51 -- by Wyoming, 1-3-01

Assists

Less than 5 assists	4 -- vs. UCLA (NCAAFF), 4/1/06
5-10 assists	10 -- vs. Tennessee (SECT), 3/8/07
11-15 assists	12 -- vs. Chaminade, 11/20/07
16-20 assists	18 -- vs. Arizona State, 11/21/07
21-25 assists	21 -- vs. Miss. Valley, 12/28/06
26-30 assists	26 -- vs. ULM, 11/19/06
31 or more assists	33 -- vs. Georgia State, 12-28-94

Opponent Assists

Less than 5 assists	4 -- by UConn, 1/6/07
5-10 assists	10 -- by McNeese State, 11/14/07
11-15 assists	15 -- by Arizona State, 11/21/07
16-20 assists	17 -- by Auburn, 2/28/07
21-25 assists	21 -- by Tennessee, 1-6-99
26-30 assists	28 -- by Fresno State, 11-26-97
31 or more assists	33 -- by Kentucky, 1-16-96

Blocks

0 blocks	0 -- vs. South Carolina, 1-12-05
1-5 blocks	5 -- vs. Arizona State, 11/21/07
6-10 blocks	7 -- vs. Oklahoma State, 11/19/07
11-15 blocks	11 -- vs. Chaminade, 11/20/07
16 or more blocks	16 -- vs. Texas, 1-2-90

Opponent Blocks

0 blocks	0 -- by Chaminade, 11/20/07
1-5 blocks	4 -- by Arizona State, 11/21/07
6-10 blocks	6 -- by Arkansas, 2/10/07
11-15 blocks	11 -- by UConn, 1/7/06

Steals

0 steals	0 -- vs. Georgia Tech, 3-17-90
1-5 steals	4 -- vs. Arizona State, 11/21/07
6-10 steals	8 -- vs. Chaminade, 11/20/07
11-15 steals	11 -- vs. Southeastern La., 11/12/07
16 or more steals	22 -- vs. Arkansas, 2-17-01

Opponent Steals

0 steals	0 -- by Florida, 2/19/05
1-5 steals	5 -- by Chaminade, 11/20/07
6-10 steals	9 -- by Arizona State, 11/21/07
11-15 steals	12 -- by Oklahoma State, 11/19/07
16 or more steals	16 -- by Miami (Fla.), 12-27-01

The Last Time An LSU Player...

ALL GAMES

Scored 20-24 points	21 Anthony Randolph, vs. Arizona State, 11/21/07
Scored 25-29 points	27 Marcus Thornton, vs. Southeastern La., 11/12/07
Scored 30-34 points	32 Darrel Mitchell, vs. Ohio State, 1-15-05
Scored 35-39 points	35 Maurice Carter, vs. Arkansas, 1-2-99
Scored 40-45 points	40 Ronnie Henderson, vs. Alabama, 2-11-95
Scored 45-49 points	46 Chris Jackson, vs. Vanderbilt, 2-18-90
Scored 50-54 points	51 Chris Jackson, vs. Texas, 1-2-90
Scored 55-59 points	55 Chris Jackson, vs. Ole Miss, 3-4-89
Scored 60 or more.....	64 Pete Maravich, vs. Kentucky, 2-21-70
Scored double figures in 5 straight games.....	10 Tasmin Mitchell 1/3/107 to 3/3/07
Scored double figures in 10 straight games.....	10 Tasmin Mitchell 1/3/107 to 3/3/07
Scored double figures in 15 straight games.....	48 Glen Davis, 3/5/05 to 12/17/06
Scored double figures in 20 straight games.....	48 Glen Davis, 3/5/05 to 12/17/06
Scored double figures in 25 straight games.....	48 Glen Davis, 3/5/05 to 12/17/06
Scored double figures in 30 straight games.....	48 Glen Davis, 3/5/05 to 12/17/06
Scored double figures in 35 straight games.....	48 Glen Davis, 3/5/05 to 12/17/06
Scored double figures in 40 straight games.....	48 Glen Davis, 3/5/05 to 12/17/06
Scored double figures in 45 or more straight game	48 Glen Davis, 3/5/05 to 12/17/06
Scored 20 points or more in 2 straight games	2 Anthony Randolph, 21 vs. Chaminade (11/20/07); 21 vs. Arizona State (11/21/07)
Scored 20 points or more in 3 straight games	3 Marcus Thornton, 27 vs. Southeastern Louisiana (11/12/07); 24 vs. McNeese (11/14/07); 20 vs. Oklahoma State (11/19/07)
Scored 20 points or more in 4 straight games	4 Glen Davis, 20 at Tulane, 12/2/06; 24 vs. Texas A&M, 12/5/06; 21 vs. Texas, 12/10/06; 22 at Oregon State, 12/17/06
Scored 20 points or more in 5 straight games	
Scored 30 points or more in consecutive games.....	3 Ronnie Henderson, 40 vs. Alabama, 2-11-95; 30 vs. Ole Miss, 2-15-95; 33 vs. Georgia, 2-18-95
Made 10-14 field goals in a game.....	10 Tasmin Mitchell, at Auburn, 2/28/07
Made 15 or more field goals in a game	18 Shaquille O'Neal, vs. Northern Arizona, 12-28-91
Attempted 15-19 field goals in a game	19 Marcus Thornton, vs. Arizona State, 11/21/07
Attempted 20-24 field goals in a game	20 Tasmin Mitchell, at Auburn, 2/28/07
Attempted 25-29 field goals in a game	25 Ronnie Henderson, vs. Nicholls State, 1-23-96
Attempted 30 or more field goals in a game	34 Ronnie Henderson, vs. Oklahoma State, 12-20-94
Made 5 three pointers in a game	5 Terry Martin, vs. Auburn, 1/13/07
Made 6-9 three pointers in a game.....	6 Antonio Hudson, vs. UL Lafayette, 11-21-04
Made 10 or more three pointers in a game	10 Chris Jackson, vs. Tennessee, 2-10-90
Attempted 7 three pointers in a game	7 Marcus Thornton, vs. Southeastern La., 11/12/07
Attempted 8-10 three pointers in a game	8 Terry Martin, vs. Chaminade, 11/20//07
Attempted 11 or more three pointers in a game	12 Marcus Thornton, vs. Arizona State, 11/21/07
Had 10-14 rebounds	12 Marcus Thornton, vs. Arizona State, 11/21/07
Had 15-19 rebounds	15 Glen Davis, vs. Tennessee (SECT), 3/8/07
Had 20 or more rebounds.....	21 Jaime Lloreda, vs. McNeese State, 11-24-03

The Last Time An LSU Player..

ALL GAMES

Had 10 or more rebounds in 2 straight games	2	Glen Davis, 18 vs. Arkansas, 2/10/07; 10 at Ole Miss, 2/14/07
Had 10 or more rebounds in 3 straight games	3	Glen Davis, 13 at Tennessee, 2/7/07; 18 vs. Arkansas, 2/10/07; 10 at Ole Miss, 2/14/07
Had 10 or more rebounds in 4 straight games	4	Glen Davis, 10 at Miss. State, 2/3/07; 13 at Tennessee, 2/7/07; 18 vs. Arkansas, 2/10/07; 11 vs. Ole Miss, 2/14/07
Had 10 or more rebounds in 5 straight games	5	Glen Davis, 13 vs. Miss. State, 2/15/06; 11 at Auburn, 2/18/06; 11 at Vandy, 2/22/06; 15 vs. Kentucky, 2/25/06, 10 vs. S. Carolina, 2/28/06
Had 10 or more rebounds in 6 or more games	8	Glen Davis, 11 at Alabama, 2/4/06; 16 vs. Arkansas, 2/8/06; 15 at Florida, 2/11/06; 13 vs. Miss. State, 2/15/06; 11 at Auburn, 2/18/06; 11 at Vandy, 2/22/06; 15 vs. Kentucky, 2/25/06; 10 at S. Carolina, 2/28/06
Had 9 offensive rebounds in a game	9	Glen Davis, vs. Tennessee (SECT), 3/8/07
Had 10 defensive rebounds in a game.....	10	Marcus Thornton, vs. McNeese State, 11/14/07
Had 5-7 assists	7	Garrett Temple, vs. Arizona State, 11/21/07
Had 8-10 assists	8	Darrel Mitchell, vs. Kentucky, 2/25/06
Had 11-15 assists	12	Torris Bright, vs. McNeese State, 12-7-02
Had 16 or more assists	18	Randy Livingston, vs. George Mason, 12-3-94
Had 3-5 blocks in a game	3	Chris Johnson, vs. Chaminade, 11/20/07
Had 6-8 blocks in a game	3	Terry Martin, vs. Chaminade, 11/20/07
Had 9-10 blocks in a game	6	Chris Johnson, vs. McNeese State, 11/14/07
Had 11 or more blocks in a game	9	Tyrus Thomas, vs. Tennessee, 1/14/06
	11	Stromile Swift, vs. Alabama, 2-10-99
Had 3-5 steals in a game	3	Garrett Temple, vs. Chaminade, 11/20/07
Had 6-7 steals in a game	6	Darrel Mitchell, vs. McNeese State, 12/10/05
Had 8-9 steals in a game	8	Clarence Ceasar, vs. Auburn, 1-8-94
Had 10 or more steals in a game	10	Shawn Griggs, vs. Tennessee, 2-23-91
Had a double-double.....		Marcus Thornton, vs. Arizona State, 18 pts-12 reb, 11/21/07
Had a double-double in 2 straight games		Glen Davis, vs. Arkansas, 19 pts-18 reb., 2/1/07; at Ole Miss, 26 pts-11 reb., 2/14/07
Had a double-double in 3 or more straight games	3	Glen Davis, vs. Louisiana Tech, 23 pts-14 reb., 12/23/06; vs. Wright State, 26 pts-12 reb., 12/27/06; vs. Miss. Valley, 19 pts-13 reb., 12/28/06
Had a triple-double		Shaquille O'Neal, 26 pts-13 reb-11 blks, vs. BYU, 3-19-92
Played 40 minutes in a game	40	Marcus Thornton, vs. Arizona State, 11/21/07
	40	Garrett Temple, vs. Arizona State, 11/21/07
Played 41-49 minutes in a game.....	42	Garrett Temple, vs. Tennessee (SECT), 3/8/07
Played 50 or more minutes in a game	54	Maurice Carter, vs. Alabama, 2-10-99

Previous Game Boxscores

Game 3 -- Oklahoma State 83, LSU 77 (First-Round EA Sports Maui Invitational) 11-19-07 12 p.m. at Lahaina Civic Center, Maui, Hawaii

Game 1 -- LSU 72, Southeastern Louisiana 62 11/12/07 7:00 pm at Maravich Center (Baton Rouge, LA)

Southeastern Louisiana 1-1												
Player	fg-a	3fg-a	ft-a	reb	pf	tp	a	to	blk	s	min	
Span, Warrell, f	6-13	0-1	2-2	4	3	14	1	1	0	1	27	
Green, Keyvn, f	4-14	1-5	0-0	4	3	9	0	2	0	0	30	
Nance, Tavaris, f	4-9	0-2	3-6	3	5	11	4	1	0	3	35	
Sullivan, Patrick, c	5-10	0-0	0-2	14	3	10	1	6	1	0	29	
Nicks, Dekyron, g	3-8	2-6	3-4	1	4	11	0	1	0	2	37	
Dunbar, Jeremy	2-4	1-3	0-0	0	0	5	0	1	0	0	16	
Arnold, Daryl	1-3	0-2	0-0	3	0	2	0	1	0	0	12	
Ndoumba, David	0-2	0-0	0-0	7	2	0	0	1	0	0	11	
Austin, Howard	0-0	0-0	0-0	0	0	0	0	1	0	0	3	
TEAM				2				1				
Totals.....	25-63	4-19	8-14	38	20	62	6	16	1	7	200	

TOTAL FG%	1st Half: 12-37 32.4%	2nd Half: 13-26 50.0%	Game: 39.7%	DB
3-Pt. FG%	1st Half: 2-8 25.0%	2nd Half: 2-11 18.2%	Game: 21.1%	REB.
F Throw %	1st Half: 4-8 50.0%	2nd Half: 4-6 66.7%	Game: 57.1%	4

LSU 1-0												
Player	fg-a	3fg-a	ft-a	reb	pf	tp	a	to	blk	s	min	
Mitchell, Tasmin, f	3-6	0-1	0-0	2	4	6	3	3	1	2	24	
Randolph, A., f	7-11	1-2	4-6	13	2	19	2	2	6	4	33	
Thornton, M. g	8-14	4-7	7-9	2	0	27	2	2	0	2	34	
Martin, Terry, g	2-7	0-2	2-2	4	3	6	3	2	0	1	31	
Temple, Garrett, g	0-1	0-1	0-2	1	3	0	1	2	0	0	29	
Mason, Dameon	2-5	0-0	1-1	1	1	5	0	1	0	0	15	
Spencer, Bo	3-3	1-1	0-0	1	1	7	2	2	0	1	21	
Johnson, Chris	1-4	0-2	0-0	2	0	2	0	0	1	1	13	
TEAM				3	1							
Totals.....	26-51	6-16	14-20	29	15	72	13	14	8	11	200	

TOTAL FG%	1st Half: 12-27 44.4%	2nd Half: 14-24 58.3%	Game: 51.0%	DB
3-Pt. FG%	1st Half: 3-9 33.3%	2nd Half: 3-7 42.9%	Game: 37.5%	REB.
F Throw %	1st Half: 3-3 100%	2nd Half: 11-17 64.7%	Game: 70.0%	4

Officials: Ed Corbett, Bert Smith, Michael Stephens
 Technical fouls: Southeastern Louisiana-None. LSU-TEAM.
 Attendance: 8171
Score by Periods

	1st	2nd	Total
Southeastern Louisiana	30	32	62
LSU	30	42	72

Game 2 -- LSU 76, McNeese State 72 11/14/07 7:00 pm at Maravich Center (Baton Rouge, LA)

McNeese State 0-2												
Player	fg-a	3fg-a	ft-a	reb	pf	tp	a	to	blk	s	min	
Lawrence, Rorey, f	2-7	1-4	0-0	4	2	5	2	3	1	4	34	
Bradley, Jarvis, f	4-8	0-0	0-0	3	5	8	0	2	0	0	25	
Penn, Kleon, f	3-5	0-0	0-0	3	2	6	1	0	4	2	25	
Pichon, John, f	3-9	1-2	0-0	6	5	7	2	3	0	0	21	
Ford, John, g	8-13	5-6	0-0	3	2	21	5	1	0	0	37	
Kapelan, Diego	5-13	5-10	0-0	3	0	15	0	0	0	0	25	
Martin, Stephan	0-1	0-0	0-0	1	0	0	0	0	0	0	3	
Collins, C.J.	0-0	0-0	0-0	0	1	0	0	0	0	0	4	
Wardell, Aldryan	3-6	0-0	4-4	4	5	10	0	4	0	1	21	
Robinson, Anthony	0-1	0-1	0-0	0	0	0	0	0	0	0	2	
Alawoya, P.J.	1-1	0-0	0-0	1	0	2	0	0	0	0	3	
David, Preston	0-0	0-0	0-0	0	0	0	0	0	0	0	0+	
TEAM				3				1				
Totals.....	29-64	12-23	4-6	31	22	74	10	14	5	7	200	

TOTAL FG%	1st Half: 12-31 38.7%	2nd Half: 17-33 51.5%	Game: 45.3%	DB
3-Pt. FG%	1st Half: 6-12 50.0%	2nd Half: 6-11 54.5%	Game: 52.2%	REB.
F Throw %	1st Half: 2-4 50.0%	2nd Half: 2-2 100%	Game: 66.7%	1

LSU 2-0												
Player	fg-a	3fg-a	ft-a	reb	pf	tp	a	to	blk	s	min	
Mitchell, Tasmin, f	4-13	0-4	8-10	14	2	16	3	4	0	4	36	
Randolph, A. f	5-9	0-1	2-4	7	3	12	3	2	1	2	29	
Johnson, Chris c	2-4	0-1	0-0	3	3	4	1	2	6	0	26	
Thornton, M. g	8-16	2-8	6-7	3	1	24	2	3	1	1	37	
Martin, Terry g	5-10	1-3	0-2	5	0	11	2	2	1	1	30	
Spencer, Bo	0-0	0-0	2-2	1	0	2	0	1	0	0	12	
Temple, Garrett	3-4	0-1	3-4	2	2	9	2	0	2	1	30	
TEAM				3								
Totals.....	27-56	3-18	21-29	38	11	78	13	14	11	9	200	

TOTAL FG%	1st Half: 11-25 44.0%	2nd Half: 16-31 51.6%	Game: 48.2%	DB
3-Pt. FG%	1st Half: 0-8 0.0%	2nd Half: 3-10 30.0%	Game: 16.7%	REB.
F Throw %	1st Half: 10-12 83.3%	2nd Half: 11-17 64.7%	Game: 72.4%	4

Officials: Tony Greene, Bruce Benedict, Antinio Petty
 Technical fouls: McNeese State-Bradley, Jarvis. LSU-Mitchell, Tasmin.
 Attendance: 7891
Score by Periods

	1st	2nd	Total
McNeese State	32	42	74
LSU	32	46	78

LSU 2-1												
Player	fg-a	3fg-a	ft-a	reb	pf	tp	a	to	blk	s	min	
Mitchell, Tasmin f	0-2	0-0	0-0	1	2	0	0	2	0	1	6	
Randolph, A. f	2-5	0-1	1-2	5	4	5	2	5	3	0	26	
Johnson, Chris, c	8-9	3-4	0-0	5	2	19	1	7	0	0	37	
Thornton, M. g	6-14	2-6	6-6	3	3	20	1	0	1	1	31	
Martin, Terry, g	2-9	1-6	0-0	6	3	5	0	2	0	0	24	
Spencer, Bo	3-6	2-3	2-2	1	2	10	4	4	0	1	25	
Temple, Garrett	4-7	3-5	6-6	3	4	17	5	4	1	1	34	
Green, Garrett	0-1	0-0	1-2	2	5	1	1	2	2	1	17	
TEAM				5								
Totals.....	25-53	11-25	16-18	31	25	77	14	26	7	5	200	

TOTAL FG%	1st Half: 7-23 30.4%	2nd Half: 18-30 60.0%	Game: 47.2%	DB
3-Pt. FG%	1st Half: 3-10 30.0%	2nd Half: 8-15 53.3%	Game: 44.0%	REB
F Throw %	1st Half: 7-8 87.5%	2nd Half: 9-10 90.0%	Game: 88.9%	0

OKLAHOMA STATE 2-1												
Player	fg-a	3fg-a	ft-a	reb	pf	tp	a	to	blk	s	min	
Dove, Marcus f	5-9	2-3	0-0	5	3	12	2	2	1	1	39	
Thomas, I. f	6-9	2-3	1-1	3	5	15	0	4	1	1	22	
Harris, Terrel f	6-11	3-4	9-10	7	2	24	1	1	0	4	36	
Muonelo, Obi, g	1-5	0-3	0-0	2	2	2	4	6	0	3	29	
Anderson, James g	8-16	2-7	7-9	3	1	25	2	1	1	2	35	
Eaton, Byron	0-2	0-0	2-2	3	4	2	3	3	0	1	17	
Brown, Anthony	1-3	0-0	0-0	3	4	2	0	0	0	0	10	
Adams, Martavius	0-3	0-0	0-0	2	0	0	0	0	0	0	8	
Sidorakis, Nick	0-0	0-0	0-0	0	0	0	0	1	0	0	3	
Moses, Marshall	0-0	0-0	1-2	1	0	1	0	0	0	0	1	
TEAM				3								
Totals.....	27-58	9-20	20-24	32	21	83	12	18	3	12	200	

TOTAL FG%	1st Half: 16-34 47.1%	2nd Half: 11-24 45.8%	Game: 46.6%	DB
3-Pt. FG%	1st Half: 5-11 45.5%	2nd Half: 4-9 44.4%	Game: 45.0%	REB.S
F Throw %	1st Half: 5-8 62.5%	2nd Half: 15-16 93.8%	Game: 83.3%	2

Officials: Ed Hightower, Terry Wymer, John Hughes
 Technical fouls: Louisiana State-None. OKLAHOMA STATE-None.
 Attendance: 2500
Score by Periods

	1st	2nd	Total
LSU	24	53	77
OKLAHOMA STATE	42	41	83

Game 4 -- LSU 78, Chaminade 72 (Consolation Semifinals -- EA Sports Maui Invitational) 11-20-07 8:30 a.m. at Lahaina Civic Center, Maui, Hawaii

LSU 3-1												
Player	fg-a	3fg-a	ft-a	reb	pf	tp	a	to	blk	s	min	
Randolph, A. f	9-14	0-0	3-4	9	2	21	2	4	2	1	32	
Johnson, Chris, c	8-15	0-1	2-3	11	1	18	1	1	3	1	34	
Thornton, M. g	2-12	0-4	0-2	2	3	4	0	1	1	2	29	
Martin, Terry, g	5-12	3-8	0-1	7	3	13	1	1	3	1	33	
Temple, Garrett, g	3-7	1-3	2-4	4	2	9	4	2	1	3	35	
Spencer, Bo	4-6	4-6	0-0	3	2	11	2	2	1	0	23	
Green, Garrett	1-2	0-0	0-0	4	0	2	1	0	0	0	14	
Farrer, Alex	0-0	0-0	0-0	0	0	0	1	0	0	0	0+	
TEAM				1								
Totals.....	32-68	7-21	7-14	41	13	78	12	11	11	8	200	

TOTAL FG%	1st Half: 15-34 44.1%	2nd Half: 17-34 50.0%	Game: 47.1% </
------------------	------------------------------	------------------------------	-----------------------

Game 5 -- Arizona State 87, LSU 84 (OT) (5th place game -- EA Sports Maui Invitational)
11-21-07 9 a.m. at Lahaina Civic Center, Maui, Hawaii

LSU 3-2												
Player	fg-a	3fg-a	ft-a	reb	pf	tp	a	to	blk	s	min	
Randolph, A. f	8-14	0-2	5-6	7	2	21	1	0	2	1	34	
Johnson, Chris c	4-5	1-1	2-2	5	5	11	1	5	2	1	21	
Thornton, M. g	7-19	4-12	0-0	12	4	18	1	5	0	1	40	
Martin, Terry g	1-8	1-7	0-0	2	2	3	3	3	0	0	27	
Temple, Garrett, g	2-4	1-2	6-6	5	4	11	7	4	1	1	40-	
Spencer, Bo	5-9	4-8	0-0	2	3	14	3	2	0	0	34	
Green, Garrett	1-1	0-0	0-0	0	4	2	0	0	0	0	7	
Farrer, Alex	1-2	1-1	1-2	1	1	4	2	1	0	0	22	
TEAM				3								
Totals.....	29-62	12-33	14-16	37	25	84	18	20	5	4	225	

TOTAL FG% 1st Half: 14-32 43.8% 2nd Half: 13-25 52.0% **Game: 46.8%** **DB**
3-Pt. FG% 1st Half: 6-20 30.0% 2nd Half: 5-11 45.5% **Game: 36.4%** **REB.**
F Throw % 1st Half: 6-6 100% 2nd Half: 7-8 87.5% **Game: 87.5%** **0**


Arizona State 2-1												
Player	fg-a	3fg-a	ft-a	reb	pf	tp	a	to	blk	s	min	
Pendergraph, J. f	11-15	0-0	3-5	10	3	25	1	3	1	1	34	
Abbott, Ty, g	2-9	1-6	0-0	5	4	5	3	0	0	1	31	
McMillan, J. g	0-1	0-0	0-0	0	2	0	5	2	0	0	12	
Harden, James, g	6-16	0-3	11-14	6	3	23	3	1	2	2	37	
Shipp, Jerren, g	1-5	1-4	1-2	4	2	4	0	1	0	1	39	
Atuahene, Antwi	1-1	1-1	0-0	2	0	3	0	1	0	1	11	
Boateng, Eric	4-5	0-0	1-4	3	2	9	0	2	1	0	10	
Glasser, Derek	2-3	0-1	3-4	1	0	7	3	2	0	2	33	
Polk, Christian	4-7	3-6	0-0	2	2	11	0	2	0	1	18	
TEAM				1								
Totals.....	31-62	6-21	19-29	34	18	87	15	14	4	9	225	

TOTAL FG% 1st Half: 16-29 55.2% 2nd Half: 13-27 48.1% **Game: 50.0%** **DB**
3-Pt. FG% 1st Half: 6-13 46.2% 2nd Half: 0-7 0.0% **Game: 28.6%** **REB.**
F Throw % 1st Half: 5-9 55.6% 2nd Half: 9-14 64.3% **Game: 65.5%** **5**

Officials: Mark Whitehead, John Hughes, Kevin Brill
 Technical fouls: Louisiana State-None. ARIZONA STATE-None.

Attendance: 2500

Score by Periods	1st	2nd	OT	Total
Louisiana State	40	38	6	84
ARIZONA STATE	43	35	9	87



Tasmin Mitchell

Forward • 6-7 • 230 • Junior • 2VL • Denham Springs, La. • Denham Springs HS

1

Top Performances

Points
 Season: 16, vs. McNeese, 11/14/07
 Career: 24 at Auburn, 2/28/07

Rebounds
 Season: 14, vs. McNeese, 11/14/07
 Career: 14, vs. McNeese, 11/14/07

Field Goals Made
 Season: 4, vs. McNeese, 11/14/07
 Career: 10, at Auburn, 2/28/07

3 PT FG Made
 Season: 1 vs. SLU, 11/12/07
 Career: 5, vs. ULM, 11/19/06

Free Throws Made
 Season: 8, vs. McNeese, 11/14/07
 Career: 8, vs. McNeese, 11/14/07

Assists
 Season: 3 twice
 Career: 6, twice

Blocks
 Season: 1 vs. SLU, 11/12/07
 Career: 3, vs. Arkansas, 2/10/07

Steals
 Season: 4 vs. McNeese, 11/14/07
 Career: 4, five times

Minutes Played
 Season: 36, vs. McNeese, 11/14/07
 Career: 44, vs. Texas, 12/10/06

Top Career Scoring Games

1. 24 At Auburn, 2/28/07
2. 23 At Tennessee, 2/6/07
2. 23 vs. Texas, 12/10/06
4. 21 vs. South Carolina, 3/3/07
4. 21 vs. Louisiana-Monroe, 11/19/06
6. 20 five times

2007 Coaches All-SEC Preseason First Team (Unanimous)
2007 Media All-SEC Preseason Second Team

Junior Season (2007-08)


Surgery scheduled for Nov. 29 on stress fracture in left ankle ... Played just six limited minutes with left ankle/heel problem (11/19) ... Did not play in last two games in Maui ... Eighth double double, career rebound and free throw makes night against McNeese (11/14) ... Early foul trouble limits minutes (24) and points (6) against Southeastern (11/12) ... Averaged 11.5 points in the exhibition games ... second in rebounding at 7.0 boards per game ... Scored 18 points in LSU's first pre-season scrimmage (10/20) ... Averaged just over 11 points in LSU's three-game Labor Day exhibition tour in Toronto ...

Mitchell's Game-by-Game Statistics

2007-08	OPPONENT	MIN	FG	3FG	FT	REB	PF/D	A	TO	BLK	STL	PTS
	Southeastern La.	24	3-6	0-1	0-0	2	4-0	3	3	1	2	6
	McNeese State	36	4-13	0-4	8-10	14	2-0	3	4	0	4	16
	Oklahoma State	6	0-2	0-0	0-0	1	2-0	0	2	0	1	0
	Chaminade	DNP -- Injury										
	Arizona State	DNP -- injury										
	Nicholls State											
	Southern											
	Villanova											
	Northwestern St.											
	Wichita State											
	Oregon State											
	Washington											
	Tulane											
	Texas A&M											
	Mississippi St.											
	Ole Miss											
	Auburn											
	Vanderbilt											
	Arkansas											
	Auburn											
	Alabama											
	Tennessee											
	Florida											
	Kentucky											
	Arkansas											
	Ole Miss											
	South Carolina											
	Georgia											
	Alabama											
	Mississippi State											

Tasmin Mitchell's Career Stats

YEAR	GP-GS	MIN/AVG	FG-FGA	PCT.	3FG-FGA	PCT.	FT-FTA	PCT.	REB-AVG	PF-FO	AST	TO	BLK	STL	PTS-AVG.
05-06	36-36	1240/34.4	162-365	.444	28-95	.295	60-81	.741	201-5.6	85-0	100	83	18	53	412-11.4
06-07	32-32	1092/34.1	173-371	.466	41-109	.376	78-104	.750	189-5.9	76-1	59	55	25	34	465-14.5
07-08	3-3	66/22.0	7-21	.333	0-5	.000	8-10	.800	17-5.7	8-0	6	9	1	7	22-7.3
Totals	70-70	2398/34.2	342-757	.453	69-209	.330	146-195	.749	407-5.8	169-1	165	147	44	94	899/12.8



Dameon Mason

Guard/Forward • 6-6 • 190 • Senior • 1VL • Kansas City, Mo. • Marquette

2

Top Performances

Points

Season: 5, vs. SLU, 11/12/07
 Career: 14, vs. Wright St., 12/27/06

Rebounds

Season: 1, vs. SLU, 11/12/07
 Career: 7, vs. Florida, 2/24/07

Field Goals Made

Season: 2, vs. SLU, 11/12/07
 Career: 5, three times

3 PT FG Made

Season:
 Career: 2, twice

Free Throws Made

Season: 1, vs. SLU, 11/12/07
 Career: 4, vs. Miss. Valley, 12/28/06

Assists

Season:
 Career: 7, vs. ULM, 11/19/06

Blocks

Season:
 Career: 1, four times

Steals

Season:
 Career: 3, vs. Vanderbilt, 1/24/07

Minutes Played

Season: 15, vs. SLU, 11/12/07
 Career: 35, twice

Top Career Scoring Games

1. 14 vs. Wright State, 12/27/06
2. 13 vs. Miss. Valley, 12/28/06
3. 12 at Tulane, 12/02/06
4. 11 vs. Samford, 12/29/06
5. 10 vs. UL-Monroe, 11/19/06
6. 9 at Washington, 12/20/06
6. 9 vs. McNeese State, 11/29/06
8. 7 three times

Senior Season (2007-08)

Cleared to return to practice late Monday (11/26) ... Missed McNeese (11/14) and Maui games (11/19-21) with viral infection on heart muscle ... Mason opened his senior year with five points in 15 minutes vs. Southeastern Louisiana (11/12) ... Mason hit 7-of-11 shots in exhibition play, averaging 7.0 points ... Had eight points in 15 minutes in first exhibition game ... Averaged 8.7 points and 5.3 rebounds in the Canadian exhibition tour, hitting 50 percent from the field.

Mason's Game-by-Game Statistics

2007-08

OPPONENT	MIN	FG	3FG	FT	REB	PF/D	A	TO	BLK	STL	PTS
Southeastern La.	15	2-5	0-0	1-1	1	1/0	0	1	0	0	5
McNeese State	DNP-illness										
Oklahoma State	DNP-illness										
Chaminade	DNP-illness										
Arizona State	DNP-illness										
Nicholls State											
Southern											
Villanova											
Northwestern St.											
Wichita State											
Oregon State											
Washington											
Tulane											
Texas A&M											
Mississippi St.											
Ole Miss											
Auburn											
Vanderbilt											
Arkansas											
Auburn											
Alabama											
Tennessee											
Florida											
Kentucky											
Arkansas											
Ole Miss											
South Carolina											
Georgia											
Alabama											
Mississippi State											

Dameon Mason's Career Stats

YEAR	GP-GS	MIN/AVG	FG-FGA	PCT.	3FG-FGA	PCT.	FT-FTA	PCT.	REB-AVG	PF-FO	AST	TO	BLK	STL	PTS-AVG.
06-07	31-14	594/19.2	61-143	.427	9-28	.321	35-50	.700	93-3.0	48-1	25	40	6	16	166-5.4
07-08	1-0	15/15.0	2-5	.400	0-0	.000	1-1	1.000	1-1.0	1/0	0	1	0	0	5-5.0
Totals	32-14	609-19.0	63-148	.426	9-28	.321	36-51	.706	94-2.9	49-1	25	41	6	16	171-5.3



Anthony Randolph

Forward • 6-10 • 205 • Freshman • HS • Dallas, Texas • Woodrow Wilson HS

3

Top Performances

Points
 Season: 21, twice
 Career: 21, twice

Rebounds
 Season: 13, vs. SLU, 11/12/07
 Career: 13, vs. SLU, 11/12/07

Field Goals Made
 Season: 9, vs. Chaminade, 11/20/07
 Career: 9, vs. Chaminade, 11/20/07

3 PT FG Made
 Season: 1, vs. SLU, 11/12/07
 Career: 1, vs. SLU, 11/12/07

Free Throws Made
 Season: 5, vs. Arizona St., 11/21/07
 Career: 5, vs. Arizona St., 11/21/07

Assists
 Season: 3, vs. McNeese, 11/14/07
 Career: 3, vs. McNeese, 11/14/07

Blocks
 Season: 6, vs. SLU, 11/12/07
 Career: 6, vs. SLU, 11/12/07

Steals
 Season: 4, vs. SLU, 11/12/07
 Career: 4, vs. SLU, 11/12/07

Minutes Played
 Season: 34, twice
 Career: 34, twice

Top Career Scoring Games

- 21 vs. Arizona State, 11/21/07
- 21 vs. Chaminade, 11/20/07
- 19 vs. Southeastern La., 11/12/07
- 12 vs. McNeese, 11/14/07
- 5 vs. Oklahoma State, 11/19/07

SEC Freshman of the Week, Nov. 19
Jay Bilas' ESPN.com All-Maui Team, Nov. 21

Freshman Season (2007-08)


Second straight 21 point game against Arizona State (11/21) ... Got things together in second half against Chaminade (11/20), finishing with 21 points and nine boards ... Named SEC Freshman of the Week (11/19) for his first two games ... Had a strong debut with his first double double against Southeastern (11/12) with 19 points, 13 rebounds ... Co-team leader in scoring, averaging 17.5 ppg and team leader in rebounds in exhibitions averaging 10 rpg ... 15-of-26 from the floor ... Hit 9-of-14 field goals with 20 points, 15 boards in 25 minutes in first exhibition ... Second leading scorer on the Canadian exhibition tour, averaging 13.3 points per game with team best 6.7 rebounds ... Had eight blocks in three games ... Had 17 points, nine board, six blocks against York University.

Randolph's Game-by-Game Statistics 2007-08

OPPONENT	MIN	FG	3FG	FT	REB	PF/D	A	TO	BLK	STL	PTS
Southeastern La.	33	7-11	1-2	4-6	13	2/0	2	2	6	4	19
McNeese State	29	5-9	0-1	2-4	7	3/0	3	2	1	2	12
Oklahoma State	26	2-5	0-1	1-2	5	4-0	2	5	3	0	5
Chaminade	32	9-14	0-0	3-4	9	2-0	2	4	2	1	21
Arizona State	21	8-14	0-2	5-6	7	2-0	1	0	2	1	21
Nicholls State											
Southern											
Villanova											
Northwestern St.											
Wichita State											
Oregon State											
Washington											
Tulane											
Texas A&M											
Mississippi St.											
Ole Miss											
Auburn											
Vanderbilt											
Arkansas											
Auburn											
Alabama											
Tennessee											
Florida											
Kentucky											
Arkansas											
Ole Miss											
South Carolina											
Georgia											
Alabama											
Mississippi State											

Anthony Randolph's Career Stats

YEAR	GP-GS	MIN/AVG	FG-FGA	PCT.	3FG-FGA	PCT.	FT-FTA	PCT.	REB-AVG	PF-FO	AST	TO	BLK	STL	PTS-AVG.
07-08	5-5	154/30.8	31-53	.583	1-6	.167	15-22	.682	41-8.2	13-0	10	13	14	8	78-15.6
Totals	5-5	154/30.8	31-53	.583	1-6	.167	15-22	.682	41-8.2	13-0	10	13	14	8	78-15.6



Marcus Thornton

Guard/Forward • 6-6 • 190 • Senior • 1VL • Kansas City, Mo. • Marquette

5

Top Performances

Points

Season: 27, vs. SLU, 11/12/07
 Career: 27, vs. SLU, 11/12/07

Rebounds

Season: 12, vs. Arizona St., 11/21/07
 Career: 12, vs. Arizona St., 11/21/07

Field Goals Made

Season: 8, twice
 Career: 8, twice

3 PT FG Made

Season: 4, twice
 Career: 4, twice

Free Throws Made

Season: 7, vs. SLU, 11/12/07
 Career: 7, vs. SLU, 11/12/07

Assists

Season: 2, twice
 Career: 2, twice

Blocks

Season: 1, vs. McNeese, 11/14/07
 Career: 1, vs. McNeese, 11/14/07

Steals

Season: 2, twice
 Career: 2, twice

Minutes Played

Season: 40, vs. Arizona St., 11/21/07
 Career: 37, vs. Arizona St., 11/21/07

Top Career Scoring Games

- 27 vs. SLU, 11/12/07
- 24 vs. McNeese, 11/14/07
- 20 vs. Okla. St., 11/19/07
- 18 vs. Arizona State, 11/21/07
- 4 vs. Chaminade, 11/20/07

Junior Season (2007-08)

Hit three-pointer that forced overtime and was ESPN's No. 2 play of the day in OT loss against Arizona State (11/21) ... Opens season with three-consecutive 20-point games -- 20 against Oklahoma State (11/19) ... Posted back-to-back 20-plus games with 24 against McNeese (11/14) ... Just short of becoming first player since 2005 to score 30 in a game for LSU with 27 in opener vs. Southeastern Louisiana (11/12) ... Tied with Randolph for team scoring lead in exhibitions with 17.5 ppg ... Struggled from arc, hitting just 1-of-9 against EA Sports ... Led team in scoring in Belhaven exhibition with 22, hitting 9-of-18 overall, 3-of-9 from the arc ... Leading scorer on the Canadian tour, averaging 26.0 points per game and 6.3 rebounds ... Hit 32-of-55 field goal attempts, including 11-of-25 threes ... Had 30 in the win over Guelph and 29 points and 10 rebounds against the University of Toronto.

Thornton's Game-by-Game Statistics

2007-08

OPPONENT	MIN	FG	3FG	FT	REB	PF/D	A	TO	BLK	STL	PTS
Southeastern La.	34	8-14	4-7	7-9	2	0/0	2	2	0	2	27
McNeese State	37	8-16	2-8	6-7	3	1-0	2	3	1	1	24
Oklahoma State	31	6-14	2-6	6-6	3	3-0	1	0	1	1	31
Chaminade	29	2-12	0-4	0-2	2	3-0	0	1	1	2	29
Arizona State	40	7-19	4-12	0-0	12	4	1	5	0	1	18
Nicholls State											
Southern											
Villanova											
Northwestern St.											
Wichita State											
Oregon State											
Washington											
Tulane											
Texas A&M											
Mississippi St.											
Ole Miss											
Auburn											
Vanderbilt											
Arkansas											
Auburn											
Alabama											
Tennessee											
Florida											
Kentucky											
Arkansas											
Ole Miss											
South Carolina											
Georgia											
Alabama											
Mississippi State											

Marcus Thornton's Career Stats

YEAR	GP-GS	MIN/AVG	FG-FGA	PCT.	3FG-FGA	PCT.	FT-FTA	PCT.	REB-AVG	PF-FO	AST	TO	BLK	STL	PTS-AVG.
07-08	5-5	171-34.2	31-75	.413	12-37	.324	19-24	.792	22-4.4	11-0	6	11	3	7	93-18.6
Totals	5-5	171-34.2	31-75	.413	12-37	.324	19-24	.792	22-4.4	11-0	6	11	3	7	93-18.6



Greg Terrebonne

Guard • 6-0 • 205 • Sophomore • 1VL • Galliano, La. • South Lafourche HS

10

Top Performances

Points

Season: _____
 Career: _____

Rebounds

Season: _____
 Career: 1, three times

Field Goals Made

Season: _____
 Career: _____

3 PT FG Made

Season: _____
 Career: _____

Free Throws Made

Season: _____
 Career: _____

Assists

Season: _____
 Career: 1, vs. Nicholls St., 11/17/06

Blocks

Season: _____
 Career: _____

Steals

Season: _____
 Career: 1, vs. Wright St., 12/27/06

Minutes Played

Season: _____
 Career: 2, vs. Miss. Valley, 12/28/06

Top Career Scoring Games

Sophomore Season (2007-08)

Scored two points in final two minutes of exhibition, his first points scored on the LSU court.


Terrebonne's Game-by-Game Statistics

2007-08

OPPONENT	MIN	FG	3FG	FT	REB	PF/D	A	TO	BLK	STL	PTS
Southeastern La.	DNP										
McNeese State	DNP										
Oklahoma State	DNP										
Chaminade	DNP										
Arizona State	DNP										
Nicholls State											
Southern											
Villanova											
Northwestern St.											
Wichita State											
Oregon State											
Washington											
Tulane											
Texas A&M											
Mississippi St.											
Ole Miss											
Auburn											
Vanderbilt											
Arkansas											
Auburn											
Alabama											
Tennessee											
Florida											
Kentucky											
Arkansas											
Ole Miss											
South Carolina											
Georgia											
Alabama											
Mississippi State											

Greg Terrebonne's Career Stats

YEAR	GP-GS	MIN/AVG	FG-FGA	PCT.	3FG-FGA	PCT.	FT-FTA	PCT.	REB-AVG	PF-FO	AST	TO	BLK	STL	PTS-AVG.
06-07	5-0	7/1.4	0-0	.000	0-0	.000	0-0	.000	3-0.6	0-0	1	1	0	1	0-0.0
07-08															
Totals	5-0	7/1.4	0-0	.000	0-0	.000	0-0	.000	3-0.6	0-0	1	1	0	1	0-0.0



Bo Spencer

Guard • 6-1 • 180 • Freshman • HS • Baton Rouge, La. • Glen Oaks HS

11

Top Performances

Points

Season: 14, vs. Arizona St., 11/21/07
 Career: 14, vs. Arizona St., 11/21/07

Rebounds

Season: 3, vs. Chaminade, 11/20/07
 Career: 3, vs. Chaminade, 11/20/07

Field Goals Made

Season: 5, vs. Arizona St., 11/21/07
 Career: 5, vs. Arizona St., 11/21/07

3 PT FG Made

Season: 4, vs. Arizona St., 11/21/07
 Career: 4, vs. Arizona St., 11/21/07

Free Throws Made

Season: 2, twice
 Career: 2, twice

Assists

Season: 4, vs. Okla. St., 11/19/07
 Career: 4, vs. Okla. St., 11/19/07

Blocks

Season: 1, vs. Chaminade, 11/20/07
 Career: 1, vs. Chaminade, 11/20/07

Steals

Season: 1, twice
 Career: 1, twice

Minutes Played

Season: 34, vs. Arizona St., 11/21/07
 Career: 34, vs. Arizona St., 11/21/07

Top Career Scoring Games

- 14, vs. Arizona State, 11/21/07
- 11, vs. Chaminade, 11/20/07
- 10, vs. Okla. St., 11/19/07
- 7, vs. SLU, 11/12/07
- 2, vs. McNeese, 11/14/07

Freshman Season (2007-08)

Season best 14 points against Arizona State (11/21) ... Spencer put back-to-back double figure games in the tournament with 11 against Chaminade (11/20) ... Spencer with his first double figure scoring game against Oklahoma State (11/19) ... Spencer scored seven in opener vs. Southeastern (11/12) ... Spencer averaged 7.5 points per game in exhibitions, hitting 7-of-9 field goal attempts ... Came off the bench to play 20 minutes with nine points, eight assist and no turnovers against Belhaven ... Averaged 8.7 points and 5.3 rebounds in the Canadian exhibition tour, hitting 50 percent from the field ...


Spencer's Game-by-Game Statistics

2007-08

OPPONENT	MIN	FG	3FG	FT	REB	PF/D	A	TO	BLK	STL	PTS
Southeastern La.	21	3-3	1-1	0-0	1	1/0	2	2	0	1	7
McNeese State	12	0-0	0-0	2-2	1	0-0	0	1	0	0	2
Oklahoma State	25	3-6	2-3	2-2	1	2-0	4	4	0	1	10
Chaminade	23	4-6	3-5	0-0	3	2-0	2	2	1	0	11
Arizona State	34	5-9	4-8	0-0	2	3-0	3	2	0	0	14
Nicholls State											
Southern											
Villanova											
Northwestern St.											
Wichita State											
Oregon State											
Washington											
Tulane											
Texas A&M											
Mississippi St.											
Ole Miss											
Auburn											
Vanderbilt											
Arkansas											
Auburn											
Alabama											
Tennessee											
Florida											
Kentucky											
Arkansas											
Ole Miss											
South Carolina											
Georgia											
Alabama											
Mississippi State											

Bo Spencer's Career Stats

YEAR	GP-GS	MIN/AVG	FG-FGA	PCT.	3FG-FGA	PCT.	FT-FTA	PCT.	REB-AVG	PF-FO	AST	TO	BLK	STL	PTS-AVG.
07-08	5-0	115-23.0	15-24.	.625	10-17	.588	4-4	1.000	8-1.6	8-0	11	11	1	2	44-8.8
Totals	5-0	115-23.0	15-24	.625	10-17	.588	4-4	1.000	8-1.6	8-0	11	11	1	2	44-8.8



Terry Martin

Guard • 6-6 • 207 • Junior • 1VL • Monroe, La. • Texas Tech

13

Top Performances

Points
 Season: 13, vs. Chaminade, 11/20/07
 Career: 23, vs. Auburn, 1/13/07

Rebounds
 Season: 7, vs. Chaminade, 11/20/07
 Career: 7, vs. Chaminade, 11/20/07

Field Goals Made
 Season: 5, twice
 Career: 8, vs. Auburn, 1/13/07

3 PT FG Made
 Season: 3, vs. Chaminade, 11/20/07
 Career: 5, twice

Free Throws Made
 Season: 2, vs. SLU, 11/12/07
 Career: 4, twice

Assists
 Season: 3, twice
 Career: 5, at Ole Miss, 2/14/07

Blocks
 Season: 3, vs. Chaminade, 11/20/07
 Career: 3, vs. Chaminade, 11/20/07

Steals
 Season: 1, three times
 Career: 3, at Georgia, 1/2/807

Minutes Played
 Season: 33, vs. Chaminade, 11/20/07
 Career: 37, vs. Arkansas, 2/10/07

Top Career Scoring Games

1. 23 vs. Auburn, 1/1/307
2. 19 vs La. Tech, 12/23/06
3. 18 vs. Florida, 2/24/07
4. 16 at Kentucky, 2/20/07
4. 16 at Georgia, 1/28/07
6. 15 at Tennessee, 2/6/07
6. 15 vs. Ole Miss, 1/17/07
8. 14 at Miss. State, 2/3/07
8. 14 vs. Wright State, 12/27/06
10. 13 three times

Junior Season (2007-08)

13 points against Chaminade with three treys (11/20) ... First double figure game of year with 11 vs. McNeese (11/14) ... Scored six in opener (11/12) ... Averaged 15 points for the exhibition games after hitting 5-of-10 three-point attempts in 17-point effort against EA Sports ... Had 13 points, 5 assists against Belhaven ... Just one turnover ... Played primarily at the point guard position in Canada ... Averaging 13.0 points and 5.3 assists in the three games.

Martin's Game-by-Game Statistics

2007-08

OPPONENT	MIN	FG	3FG	FT	REB	PF/D	A	TO	BLK	STL	PTS
Southeastern La.	31	2-7	0-2	2-2	4	3-0	3	2	0	1	6
McNeese State	30	5-10	1-3	0-2	5	0-0	2	2	1	1	11
Oklahoma State	24	2-9	1-6	0-0	6	3-0	0	2	0	0	24
Chaminade	33	5-12	3-8	0-1	7	3-0	1	1	3	1	13
Arizona State	27	1-8	1-7	0-0	2	2-0	3	3	0	0	27
Nicholls State											
Southern											
Villanova											
Northwestern St.											
Wichita State											
Oregon State											
Washington											
Tulane											
Texas A&M											
Mississippi St.											
Ole Miss											
Auburn											
Vanderbilt											
Arkansas											
Auburn											
Alabama											
Tennessee											
Florida											
Kentucky											
Arkansas											
Ole Miss											
South Carolina											
Georgia											
Alabama											
Mississippi State											

Terry Martin's Career Stats

YEAR	GP-GS	MIN/AVG	FG-FGA	PCT.	3FG-FGA	PCT.	FT-FTA	PCT.	REB-AVG	PF-FO	AST	TO	BLK	STL	PTS-AVG.
06-07	24-16	701/29.2	93-227	.410	52-134	.388	15-26	.577	67-2.8	37-1	35	43	6	11	253-10.5
07-08	5-5	145/29.0	15-46	.326	6-26	.231	2-5	.400	24-4.8	11-0	9	10	4	3	38-7.6
Totals	29-21	846/29.3	108-273	.396	58-160	.362	17-31	.548	91-3.1	48-1	44	53	10	14	291-10.0



Garrett Temple

Guard • 6-6 • 195 • Junior • 2VL • Baton Rouge, La. • Univeristy HS

14

Top Performances

Points
 Season: 17, vs. Okla. St., 11/19/07
 Career: 18, at Tulane, 12/2/06

Rebounds
 Season: 5, vs. Arizona St., 11/21/07
 Career: 8, four times

Field Goals Made
 Season: 4, vs. Okla. St., 11/19/07
 Career: 7, vs. McNeese, 11/29/06

3 PT FG Made
 Season: 3, vs. Okla. St., 11/19/07
 Career: 4, three times

Free Throws Made
 Season: 6, vs. Arizona St., 11/21/07
 Career: 8, vs. Florida, 2/24/07

Assists
 Season: 7, vs. Arizona St., 11/21/07
 Career: 7, seven times

Blocks
 Season: 2, vs. McNeese, 11/14/07
 Career: 4, vs. Auburn, 1/13/07

Steals
 Season: 3, vs. Chaminade, 11/20/07
 Career: 4, twice

Minutes Played
 Season: 40, vs. Arizona St., 11/21/07
 Career: 45, vs. Texas, 12/10/06

Top Career Scoring Games

1. 18 at Tulane, 12/2/06
2. 17 vs. Oklahoma State, 11/19/07
2. 17 vs. Florida, 2/24/07
2. 17 at Oregon State, 12/17/06
2. 17 vs. McNeese State, 11/29/06
6. 16 at Mississippi State, 2/3/07
6. 16 vs. Nicholls State, 11/17/06
8. 14 three times

Junior Season (2007-08)

Had 11 points and career equaling seven assists in loss at Arizona State ... Just one point off his career high with 17 against Oklahoma State (11/19) ... Came off the bench and had nine points in 30 minutes against McNeese (11/14) ... Failed to score in opener (11/12) ... Three points, four blocks in 19 minutes against Belhaven ... Temple did not play on the Canadian trip as he recovered from an ankle injury originally hurt on summer China trip and aggravated during a pickup game.

Temple's Game-by-Game Statistics

2007-08

OPPONENT	MIN	FG	3FG	FT	REB	PF/D	A	TO	BLK	STL	PTS
Southeastern La.	29	0-1	0-1	0-2	1	3-0	1	2	0	0	0
McNeese State	30	3-4	0-1	3-4	2	2-0	2	0	2	1	9
Oklahoma State	34	4-7	3-5	6-6	3	4-0	5	4	1	1	17
Chaminade	35	3-7	1-3	2-4	4	2-0	4	2	1	3	9
Arizona State	40	2-4	1-2	6-6	5	4-0	7	4	1	1	11
Southern											
Villanova											
Northwestern St.											
Wichita State											
Oregon State											
Washington											
Tulane											
Texas A&M											
Mississippi St.											
Ole Miss											
Auburn											
Vanderbilt											
Arkansas											
Auburn											
Alabama											
Tennessee											
Florida											
Kentucky											
Arkansas											
Ole Miss											
South Carolina											
Georgia											
Alabama											
Mississippi State											

Garrett Temple's Career Stats

YEAR	GP-GS	MIN/AVG	FG-FGA	PCT.	3FG-FGA	PCT.	FT-FTA	PCT.	REB-AVG	PF-FO	AST	TO	BLK	STL	PTS-AVG.
05-06	36-35	1207/33.5	65-194	.335	27-109	.248	25-37	.676	94-2.6	87-2	99	70	31	38	182-5.1
06-07	32-32	1099/34.3	91-230	.396	35-130	.269	57-70	.814	118-3.7	79-1	138	83	34	52	274-8.6
07-08	5-3	168/33.6	12-23	.522	5-12	.417	17-22	.773	15-3.0	15-0	19	12	5	6	46-9.2
Totals	73-70	2472/33.9	168-447	.374	67-251	.267	99-129	.767	227-3.1	181-3	256	165	70	96	502-6.9



Garrett Green

Forward • 6-10 • 218 • Freshman • HS • Woodland Hills, Calif. • Taft HS

20

Top Performances

Points

Season: 2, twice
 Career: 2, twice

Rebounds

Season: 4, twice
 Career: 4, twice

Field Goals Made

Season: 1, twice
 Career: 1, twice

3 PT FG Made

Season:
 Career:

Free Throws Made

Season: 1, vs. Okla. St., 11/19/07
 Career: 1, vs. Okla. St., 11/19/07

Assists

Season: 1, twice
 Career: 1, twice

Blocks

Season: 2, vs. Okla. St., 11/19/07
 Career: 2, vs. Okla. St., 11/19/07

Steals

Season: 1, vs. Okla. St., 11/19/07
 Career: 1, vs. Okla. St., 11/19/07

Minutes Played

Season: 17, vs. Okla. St., 11/19/07
 Career: 17, vs. Okla. St., 11/19/07

Top Career Scoring Games

1. 2 vs. Arizona State, 11/21/07
1. 2 vs. Chaminade, 11/20/07
3. 1 vs. Oklahoma State, 11/19/07

Freshman Season (2007-08)

Scored first field goal of career against Chaminade (11/20) ... Played 17 minutes on his first venture onto the court in Maui (11/19) ... Made his only field goal attempt against EA Sports ... Green was 1-of-4 with four points in 12 minutes against Belhaven ... Green did not play in Canada while the coaches were deciding on redshirt possibility for 2007-08.


Green's Game-by-Game Statistics

2007-08

OPPONENT	MIN	FG	3FG	FT	REB	PF/D	A	TO	BLK	STL	PTS
Southeastern La.	DNP										
McNeese State	DNP										
Oklahoma State	17	0-1	0-0	1-2	2	5-1	1	2	2	1	1
Chaminade	14	1-2	0-0	0-0	4	0-0	1	0	0	0	2
Arizona State	7	1-1	0-0	0-0	0	4-0	0	0	0	0	2
Southern											
Villanova											
Northwestern St.											
Wichita State											
Oregon State											
Washington											
Tulane											
Texas A&M											
Mississippi St.											
Ole Miss											
Auburn											
Vanderbilt											
Arkansas											
Auburn											
Alabama											
Tennessee											
Florida											
Kentucky											
Arkansas											
Ole Miss											
South Carolina											
Georgia											
Alabama											
Mississippi State											

Garrett Green's Career Stats

YEAR	GP-GS	MIN/AVG	FG-FGA	PCT.	3FG-FGA	PCT.	FT-FTA	PCT.	REB-AVG	PF-FO	AST	TO	BLK	STL	PTS-AVG.
07-08	3-0	38-12.7	2-4	.500	0-0	.000	1-2	.500	6-2.0	9-1	2	2	2	1	5-1.7
Totals	3-0	38-12.7	2-4	.500	0-0	.000	1-2	.500	6-2.0	9-1	2	2	2	1	5-1.7



Chris Johnson

Center • 6-11 • 205 • Junior • 2VL • Montross, Va. • Laurinburg (NC) Prep

21

Top Performances

Points
 Season: 19, vs. Okla. St., 11/19/07
 Career: 19, vs. Okla. St., 11/19/07

Rebounds
 Season: 11, vs. Chaminade, 11/20/07
 Career: 11, vs. Chaminade, 11/20/07

Field Goals Made
 Season: 8, twice
 Career: 8, twice

3 PT FG Made
 Season: 3, vs. Okla. St., 11/19/07
 Career: 3, vs. Okla. St., 11/19/07

Free Throws Made
 Season: 2, twice
 Career: 4, vs. Alabama, 1/31/07

Assists
 Season: 1, four times
 Career: 1, 11 times

Blocks
 Season: 6, vs. McNeese, 11/14/07
 Career: 6, vs. McNeese, 11/14/07

Steals
 Season: 1, three times
 Career: 1, eight times

Minutes Played
 Season: 37, vs. Okla. St., 11/19/07
 Career: 37, vs. Okla. St., 11/19/07

Top Career Scoring Games

- 19 vs. Oklahoma State, 11/19/07
- 18 vs. Chaminade, 11/20/07
- 13 vs. Alabama, 1/31/07
- 11 vs. Arizona State, 11/21/07
- 9 vs. Arkansas, 2/10/07
- 9 vs. Nicholls State, 11/17/06
- 6 vs. Nicholls State, 11/21/05
- 4 four times

Jay Bilas' ESPN.com All-Maui Team, Nov. 21

Junior Season (2007-08)

Averaged 16 points for the three Maui games ... Back-to-back strong games with his first double-double against Chaminade (11/20) ... Had a career day, hitting three treys and scoring 19 points against Oklahoma State (11/19) ... Moved into the starting lineup against McNeese (11/14) with four points and six blocks ... Two points on a dunk in opener (11/12) ... Averaged 8.5 points and 5.0 rebounds in 20 minutes during the two exhibitions ... Johnson had nine points, three assists in 14 minutes in first exhibition ... Johnson averaged 9.3 points per game and 6.3 rebounds with seven blocks in the three-game exhibition tour of Canada

Johnson's Game-by-Game Statistics

2007-08

OPPONENT	MIN	FG	3FG	FT	REB	PF/D	A	TO	BLK	STL	PTS
Southeastern La.	13	1-4	0-2	0-0	2	0-0	0	0	1	1	2
McNeese State	26	2-4	0-1	0-0	3	3-0	1	2	6	0	4
Oklahoma State	37	8-9	3-4	0-0	5	2-0	1	7	0	0	19
Chaminade	34	8-15	0-1	2-3	11	1-0	1	1	3	1	18
Arizona State	21	4-5	1-1	2-2	5	5-1	1	5	2	1	11
Nicholls State											
Southern											
Villanova											
Northwestern St.											
Wichita State											
Oregon State											
Washington											
Tulane											
Texas A&M											
Mississippi St.											
Ole Miss											
Auburn											
Vanderbilt											
Arkansas											
Auburn											
Alabama											
Tennessee											
Florida											
Kentucky											
Arkansas											
Ole Miss											
South Carolina											
Georgia											
Alabama											
Mississippi State											

Chris Johnson's Career Stats

YEAR	GP-GS	MIN/AVG	FG-FGA	PCT.	3FG-FGA	PCT.	FT-FTA	PCT.	REB-AVG	PF-FO	AST	TO	BLK	STL	PTS-AVG.
05-06	10-0	43/4.3	6-18	.333	0-6	.000	1-2	.500	7-0.7	2-0	3	6	3	2	13-1.3
06-07	18-2	122/6.8	24-43	.558	3-6	.500	7-11	.636	29-1.6	19-0	3	8	12	2	58-3.2
07-08	5-4	131/26.2	23-37	.622	4-9	.444	4-5	.800	26-5.2	11-1	4	15	12	3	54-10.8
Totals	33-6	296/8.9	53-98	.541	7-21	.333	12-18	.667	62-1.9	32-1	10	29	27	7	125-3.8



Alex Farrer

Guard • 6-5 • 200 • Sophomore • 1VL • Phoenix, Ariz. • St. Mary's HS

30

Top Performances

Points

Season: 4, Arizona St., 11/21/07
 Career: 5, twice

Rebounds

Season: 1, Arizona St., 11/21/07
 Career: 2, three times

Field Goals Made

Season: 1, Arizona St., 11/21/07
 Career: 1, five times

3 PT FG Made

Season: 1, Arizona St., 11/21/07
 Career: 1, five times

Free Throws Made

Season: 1, Arizona St., 11/21/07
 Career: 2, twice

Assists

Season: 2, Arizona St., 11/21/07
 Career: 2, twice

Blocks

Season:
 Career:

Steals

Season:
 Career: 1, twice

Minutes Played

Season: 22, vs. Arizona St., 11/21/07
 Career: 22, vs. Arizona St., 11/21/07

Top Career Scoring Games

1. 5 vs. McNeese State, 11/29/06
1. 5 vs. Nicholls State, 11/17/06
3. 4 vs. Arizona State, 11/21/07
4. 3 vs. South Carolina, 3/3/07
4. 3 at Kentucky, 2/20/07
6. 2 vs. UL-Monroe, 11/19/06

Sophomore Season (2007-08)

Came in for first time in Chaminade game (11/20), took a blow to the nose, came down and got an assist before going to the bench for treatment ... Farr failed to score in either exhibition contest ... Started one game in Canada, averaged 4.3 points per game and hit three treys.

Farrer's Game-by-Game Statistics

2007-08

OPPONENT	MIN	FG	3FG	FT	REB	PF/D	A	TO	BLK	STL	PTS
Southeastern La.	DNP										
McNeese State	DNP										
Oklahoma State	DNP										
Chaminade	0+	0-0	0-0	0-0	0	0-0	1	0	0	0	0
Arizona State	22	1-2	1-1	1-2	1	1-0	2	1	0	0	4
Nicholls State											
Southern											
Villanova											
Northwestern St.											
Wichita State											
Oregon State											
Washington											
Tulane											
Texas A&M											
Mississippi St.											
Ole Miss											
Auburn											
Vanderbilt											
Arkansas											
Auburn											
Alabama											
Tennessee											
Florida											
Kentucky											
Arkansas											
Ole Miss											
South Carolina											
Georgia											
Alabama											
Mississippi State											

Alex Farrer's Career Stats

YEAR	GP-GS	MIN/AVG	FG-FGA	PCT.	3FG-FGA	PCT.	FT-FTA	PCT.	REB-AVG	PF-FO	AST	TO	BLK	STL	PTS-AVG.
06-07	14-0	86/6.1	5-23	.217	4-20	.200	4-6	.667	14-1.0	7-0	6	5	2	0	18-1.3
07-08	2-0	22/11.0	1-2	.500	1-1	1.000	1-2	.500	1-0.5	1-0	3	1	0	0	4-2.0
Totals	16-0	108/6.7	6-25	.240	5-21	.238	5-8	.625	15-0.9	8-0	9	6	2	0	22-1.4

LSU Combined Team Statistics (as of Nov 27, 2007)
All games

RECORD:	OVERALL	HOME	AWAY	NEUTRAL
ALL GAMES.....	(3-2)	(2-0)	(0-0)	(1-2)
CONFERENCE.....	(0-0)	(0-0)	(0-0)	(0-0)
NON-CONFERENCE.....	(3-2)	(2-0)	(0-0)	(1-2)

## Player	GP-GS	Min--Avg	---TOTAL---		---3-PTS---		---FT-FTA		---REBOUNDS---				PF	FO	A	TO	Blk	Stl	Pts	Avg
			FG-FGA	Pct	3FG-FGA	Pct	FT-FTA	Pct	Off	Def	Tot	Avg								
05 Thornton, Marcus...	5-5	171 34.2	31-75	.413	12-37	.324	19-24	.792	9	13	22	4.4	11	0	6	11	3	7	93	18.6
03 Randolph, Anthony..	5-5	154 30.8	31-53	.585	1-6	.167	15-22	.682	9	32	41	8.2	13	0	10	13	14	8	78	15.6
21 Johnson, Chris.....	5-4	131 26.2	23-37	.622	4-9	.444	4-5	.800	8	18	26	5.2	11	1	4	15	12	3	54	10.8
14 Temple, Garrett....	5-3	168 33.6	12-23	.522	5-12	.417	17-22	.773	4	11	15	3.0	15	0	19	12	5	6	46	9.2
11 Spencer, Bo.....	5-0	115 23.0	15-24	.625	10-17	.588	4-4	1.000	2	6	8	1.6	8	0	11	11	1	2	44	8.8
13 Martin, Terry.....	5-5	145 29.0	15-46	.326	6-26	.231	2-5	.400	6	18	24	4.8	11	0	9	10	4	3	38	7.6
01 Mitchell, Tasmin...	3-3	66 22.0	7-21	.333	0-5	.000	8-10	.800	5	12	17	5.7	8	0	6	9	1	7	22	7.3
02 Mason, Dameon.....	1-0	15 15.0	2-5	.400	0-0	.000	1-1	1.000	0	1	1	1.0	1	0	0	1	0	0	5	5.0
30 Farrer, Alex.....	2-0	22 11.0	1-2	.500	1-1	1.000	1-2	.500	0	1	1	0.5	1	0	3	1	0	0	4	2.0
20 Green, Garrett.....	3-0	38 12.7	2-4	.500	0-0	.000	1-2	.500	0	6	6	2.0	9	1	2	2	2	1	5	1.7
TEAM.....										8	7	15	3.0	1		0				

Total.....	5	1025	139-290	.479	39-113	.345	72-97	.742	51	125	176	35.2	89	2	70	85	42	37	389	77.8
Opponents.....	5	1025	139-318	.437	44-116	.379	56-80	.700	65	115	180	36.0	97	5	58	76	13	40	378	75.6

TEAM STATISTICS	LS	OPP	DATE	OPPONENT	W/L	SCORE	ATTEND
SCORING.....	389	378	11/12/07	SOUTHEASTERN LOUISIANA	W	72-62	8171
Points per game.....	77.8	75.6	11/14/07	MCNEESE STATE	W	78-74	7891
Scoring margin.....	+2.2	-	11-19-07	vs OKLAHOMA STATE	L	77-83	2500
FIELD GOALS-ATT.....	139-290	139-318	11-20-07	vs CHAMINADE	W	78-72	2500
Field goal pct.....	.479	.437	11-21-07	vs ARIZONA STATE	LOT	84-87	2500
3 POINT FG-ATT.....	39-113	44-116	* SEC Games				
3-point FG pct.....	.345	.379	& EA Sports Maui Invitational				
3-pt FG made per game..	7.8	8.8	# Pizza Hut Big East/SEC Invitational				
FREE THROWS-ATT.....	72-97	56-80					
Free throw pct.....	.742	.700					
REBOUNDS.....	176	180					
Rebounds per game.....	35.2	36.0					
Rebounding margin.....	-0.8	-					
ASSISTS.....	70	58					
Assists per game.....	14.0	11.6					
TURNOVERS.....	85	76					
Turnovers per game.....	17.0	15.2					
Turnover margin.....	-1.8	-					
Assist/turnover ratio..	0.8	0.8					
STEALS.....	37	40					
Steals per game.....	7.4	8.0					
BLOCKS.....	42	13					
Blocks per game.....	8.4	2.6					
WINNING STREAK.....	0	-					
Home win streak.....	2	-					
ATTENDANCE.....	16062	7500					
Home games-Avg/Game....	2-8031	0-0					
Neutral site-Avg/Game..	-	3-2500					

SCORE BY PERIODS:	1st	2nd	OT	Total
LSU.....	162	221	6	- 389
Opponents.....	188	181	9	- 378

LSU Game-by-Game Points-Rebounds-Assists (as of Nov 27, 2007)
All games

Opponent	Date	Score	WL	01	02	03	05	11	13	14	20	21
				MITCHELL, MASON, DAM RANDOLPH, THORNTON, SPENCER, B MARTIN, TE TEMPLE, GA GREEN, GAR JOHNSON, C								
SOUTHEASTERN LOUISIANA	11/12/07	72-62	W	6- 2- 3	5- 1- 0	19-13- 2	27- 2- 2	7- 1- 2	6- 4- 3	0- 1- 1	DNP	2- 2- 0
MCNEESE STATE	11/14/07	78-74	W	16-14- 3	DNP	12- 7- 3	24- 3- 2	2- 1- 0	11- 5- 2	9- 2- 2	DNP	4- 3- 1
vs OKLAHOMA STATE	11-19-07	77-83	L	0- 1- 0	DNP	5- 5- 2	20- 3- 1	10- 1- 4	5- 6- 0	17- 3- 5	1- 2- 1	19- 5- 1
vs CHAMINADE	11-20-07	78-72	W	DNP	DNP	21- 9- 2	4- 2- 0	11- 3- 2	13- 7- 1	9- 4- 4	2- 4- 1	18-11- 1
vs ARIZONA STATE	11-21-07	84-87	OL	DNP	DNP	21- 7- 1	18-12- 1	14- 2- 3	3- 2- 3	11- 5- 7	2- 0- 0	11- 5- 1

30

Opponent	Date	Score	WL	FARRER, AL
SOUTHEASTERN LOUISIANA	11/12/07	72-62	W	DNP
MCNEESE STATE	11/14/07	78-74	W	DNP
vs OKLAHOMA STATE	11-19-07	77-83	L	DNP
vs CHAMINADE	11-20-07	78-72	W	0- 0- 1
vs ARIZONA STATE	11-21-07	84-87	OL	4- 1- 2

LSU Team High/Low Analysis (asof Nov 27, 2007)
All games

LSU - TEAM GAME HIGHS

POINTS.....	84	vs ARIZONA STATE (11-21-07)
	78	vs CHAMINADE (11-20-07)
	78	vs McNeese State (11/14/07)
	77	vs OKLAHOMA STATE (11-19-07)
	72	vs Southeastern Louisiana (11/12/07)
FIELD GOALS MADE.....	32	vs CHAMINADE (11-20-07)
	29	vs ARIZONA STATE (11-21-07)
	27	vs McNeese State (11/14/07)
FIELD GOAL ATTEMPTS.....	68	vs CHAMINADE (11-20-07)
	62	vs ARIZONA STATE (11-21-07)
	56	vs McNeese State (11/14/07)
FIELD GOAL PERCENTAGE.....	.510 (26-51)	vs Southeastern Louisiana (11/12/07)
	.482 (27-56)	vs McNeese State (11/14/07)
	.472 (25-53)	vs OKLAHOMA STATE (11-19-07)
3 PT FIELD GOALS MADE.....	12	vs ARIZONA STATE (11-21-07)
	11	vs OKLAHOMA STATE (11-19-07)
	7	vs CHAMINADE (11-20-07)
3 PT FG ATTEMPTS.....	33	vs ARIZONA STATE (11-21-07)
	25	vs OKLAHOMA STATE (11-19-07)
	21	vs CHAMINADE (11-20-07)
3 PT FG PERCENTAGE.....	.440 (11-25)	vs OKLAHOMA STATE (11-19-07)
	.375 (6-16)	vs Southeastern Louisiana (11/12/07)
	.364 (12-33)	vs ARIZONA STATE (11-21-07)
FREE THROWS MADE.....	21	vs McNeese State (11/14/07)
	16	vs OKLAHOMA STATE (11-19-07)
	14	vs ARIZONA STATE (11-21-07)
	14	vs Southeastern Louisiana (11/12/07)
FREE THROW ATTEMPTS.....	29	vs McNeese State (11/14/07)
	20	vs Southeastern Louisiana (11/12/07)
	18	vs OKLAHOMA STATE (11-19-07)
FREE THROW PERCENTAGE.....	.889 (16-18)	vs OKLAHOMA STATE (11-19-07)
	.875 (14-16)	vs ARIZONA STATE (11-21-07)
	.724 (21-29)	vs McNeese State (11/14/07)
REBOUNDS.....	41	vs CHAMINADE (11-20-07)
	38	vs McNeese State (11/14/07)
	37	vs ARIZONA STATE (11-21-07)
ASSISTS.....	18	vs ARIZONA STATE (11-21-07)
	14	vs OKLAHOMA STATE (11-19-07)
	13	vs McNeese State (11/14/07)
	13	vs Southeastern Louisiana (11/12/07)
STEALS.....	11	vs Southeastern Louisiana (11/12/07)
	9	vs McNeese State (11/14/07)
	8	vs CHAMINADE (11-20-07)
BLOCKED SHOTS.....	11	vs CHAMINADE (11-20-07)
	11	vs McNeese State (11/14/07)
	8	vs Southeastern Louisiana (11/12/07)
TURNOVERS.....	26	vs OKLAHOMA STATE (11-19-07)
FOULS.....	25	vs ARIZONA STATE (11-21-07)
	25	vs OKLAHOMA STATE (11-19-07)
	15	vs Southeastern Louisiana (11/12/07)

LSUHigh/Low Analysis (as of Nov 27, 2007)
All games

Opponent - GAME HIGHS

POINTS.....	87	vs ARIZONA STATE (11-21-07)
	83	vs OKLAHOMA STATE (11-19-07)
	74	vs McNeese State (11/14/07)
	72	vs CHAMINADE (11-20-07)
	62	vs Southeastern Louisiana (11/12/07)
FIELD GOALS MADE.....	31	vs ARIZONA STATE (11-21-07)
	29	vs McNeese State (11/14/07)
	27	vs CHAMINADE (11-20-07)
	27	vs OKLAHOMA STATE (11-19-07)
FIELD GOAL ATTEMPTS.....	71	vs CHAMINADE (11-20-07)
	64	vs McNeese State (11/14/07)
	63	vs Southeastern Louisiana (11/12/07)
FIELD GOAL PERCENTAGE.....	.500 (31-62)	vs ARIZONA STATE (11-21-07)
	.466 (27-58)	vs OKLAHOMA STATE (11-19-07)
	.453 (29-64)	vs McNeese State (11/14/07)
3 PT FIELD GOALS MADE.....	13	vs CHAMINADE (11-20-07)
	12	vs McNeese State (11/14/07)
	9	vs OKLAHOMA STATE (11-19-07)
3 PT FG ATTEMPTS.....	33	vs CHAMINADE (11-20-07)
	23	vs McNeese State (11/14/07)
	21	vs ARIZONA STATE (11-21-07)
3 PT FG PERCENTAGE.....	.522 (12-23)	vs McNeese State (11/14/07)
	.450 (9-20)	vs OKLAHOMA STATE (11-19-07)
	.394 (13-33)	vs CHAMINADE (11-20-07)
FREE THROWS MADE.....	20	vs OKLAHOMA STATE (11-19-07)
	19	vs ARIZONA STATE (11-21-07)
	8	vs Southeastern Louisiana (11/12/07)
FREE THROW ATTEMPTS.....	29	vs ARIZONA STATE (11-21-07)
	24	vs OKLAHOMA STATE (11-19-07)
	14	vs Southeastern Louisiana (11/12/07)
FREE THROW PERCENTAGE.....	.833 (20-24)	vs OKLAHOMA STATE (11-19-07)
	.714 (5-7)	vs CHAMINADE (11-20-07)
	.667 (4-6)	vs McNeese State (11/14/07)
REBOUNDS.....	45	vs CHAMINADE (11-20-07)
	38	vs Southeastern Louisiana (11/12/07)
	34	vs ARIZONA STATE (11-21-07)
ASSISTS.....	15	vs ARIZONA STATE (11-21-07)
	15	vs CHAMINADE (11-20-07)
	12	vs OKLAHOMA STATE (11-19-07)
STEALS.....	12	vs OKLAHOMA STATE (11-19-07)
	9	vs ARIZONA STATE (11-21-07)
	7	vs McNeese State (11/14/07)
	7	vs Southeastern Louisiana (11/12/07)
BLOCKED SHOTS.....	5	vs McNeese State (11/14/07)
	4	vs ARIZONA STATE (11-21-07)
	3	vs OKLAHOMA STATE (11-19-07)
TURNOVERS.....	18	vs OKLAHOMA STATE (11-19-07)
FOULS.....	22	vs McNeese State (11/14/07)
	21	vs OKLAHOMA STATE (11-19-07)
	20	vs Southeastern Louisiana (11/12/07)

LSU - GAME LOWS

POINTS.....	72	vs Southeastern Louisiana (11/12/07)
	77	vs OKLAHOMA STATE (11-19-07)
	78	vs McNeese State (11/14/07)
	78	vs CHAMINADE (11-20-07)
	84	vs ARIZONA STATE (11-21-07)
FIELD GOALS MADE.....	25	vs OKLAHOMA STATE (11-19-07)
	26	vs Southeastern Louisiana (11/12/07)
	27	vs McNeese State (11/14/07)
FIELD GOAL ATTEMPTS.....	51	vs Southeastern Louisiana (11/12/07)
	53	vs OKLAHOMA STATE (11-19-07)
	56	vs McNeese State (11/14/07)
FIELD GOAL PERCENTAGE.....	.468 (29-62)	vs ARIZONA STATE (11-21-07)
	.471 (32-68)	vs CHAMINADE (11-20-07)
	.472 (25-53)	vs OKLAHOMA STATE (11-19-07)
3 PT FIELD GOALS MADE.....	3	vs McNeese State (11/14/07)
	6	vs Southeastern Louisiana (11/12/07)
	7	vs CHAMINADE (11-20-07)
3 PT FG ATTEMPTS.....	16	vs Southeastern Louisiana (11/12/07)
	18	vs McNeese State (11/14/07)
	21	vs CHAMINADE (11-20-07)
3 PT FG PERCENTAGE.....	.167 (3-18)	vs McNeese State (11/14/07)
	.333 (7-21)	vs CHAMINADE (11-20-07)
	.364 (12-33)	vs ARIZONA STATE (11-21-07)
FREE THROWS MADE.....	7	vs CHAMINADE (11-20-07)
	14	vs Southeastern Louisiana (11/12/07)
	14	vs ARIZONA STATE (11-21-07)
FREE THROW ATTEMPTS.....	14	vs CHAMINADE (11-20-07)
	16	vs ARIZONA STATE (11-21-07)
	18	vs OKLAHOMA STATE (11-19-07)
FREE THROW PERCENTAGE.....	.500 (7-14)	vs CHAMINADE (11-20-07)
	.700 (14-20)	vs Southeastern Louisiana (11/12/07)
	.724 (21-29)	vs McNeese State (11/14/07)
REBOUNDS.....	29	vs Southeastern Louisiana (11/12/07)
	31	vs OKLAHOMA STATE (11-19-07)
	37	vs ARIZONA STATE (11-21-07)
ASSISTS.....	12	vs CHAMINADE (11-20-07)
	13	vs Southeastern Louisiana (11/12/07)
	13	vs McNeese State (11/14/07)
STEALS.....	4	vs ARIZONA STATE (11-21-07)
	5	vs OKLAHOMA STATE (11-19-07)
	8	vs CHAMINADE (11-20-07)
BLOCKED SHOTS.....	5	vs ARIZONA STATE (11-21-07)
	7	vs OKLAHOMA STATE (11-19-07)
	8	vs Southeastern Louisiana (11/12/07)
TURNOVERS.....	11	vs CHAMINADE (11-20-07)
FOULS.....	11	vs McNeese State (11/14/07)
	13	vs CHAMINADE (11-20-07)
	15	vs Southeastern Louisiana (11/12/07)

LSUHigh/Low Analysis (as of Nov 27, 2007)
All games

Opponent - GAME LOWS

POINTS.....	62	vs Southeastern Louisiana (11/12/07)
	72	vs CHAMINADE (11-20-07)
	74	vs McNeese State (11/14/07)
	83	vs OKLAHOMA STATE (11-19-07)
	87	vs ARIZONA STATE (11-21-07)
FIELD GOALS MADE.....	25	vs Southeastern Louisiana (11/12/07)
	27	vs OKLAHOMA STATE (11-19-07)
	27	vs CHAMINADE (11-20-07)
FIELD GOAL ATTEMPTS.....	58	vs OKLAHOMA STATE (11-19-07)
	62	vs ARIZONA STATE (11-21-07)
	63	vs Southeastern Louisiana (11/12/07)
FIELD GOAL PERCENTAGE.....	.380 (27-71)	vs CHAMINADE (11-20-07)
	.397 (25-63)	vs Southeastern Louisiana (11/12/07)
	.453 (29-64)	vs McNeese State (11/14/07)
3 PT FIELD GOALS MADE.....	4	vs Southeastern Louisiana (11/12/07)
	6	vs ARIZONA STATE (11-21-07)
	9	vs OKLAHOMA STATE (11-19-07)
3 PT FG ATTEMPTS.....	19	vs Southeastern Louisiana (11/12/07)
	20	vs OKLAHOMA STATE (11-19-07)
	21	vs ARIZONA STATE (11-21-07)
3 PT FG PERCENTAGE.....	.211 (4-19)	vs Southeastern Louisiana (11/12/07)
	.286 (6-21)	vs ARIZONA STATE (11-21-07)
	.394 (13-33)	vs CHAMINADE (11-20-07)
FREE THROWS MADE.....	4	vs McNeese State (11/14/07)
	5	vs CHAMINADE (11-20-07)
	8	vs Southeastern Louisiana (11/12/07)
FREE THROW ATTEMPTS.....	6	vs McNeese State (11/14/07)
	7	vs CHAMINADE (11-20-07)
	14	vs Southeastern Louisiana (11/12/07)
FREE THROW PERCENTAGE.....	.571 (8-14)	vs Southeastern Louisiana (11/12/07)
	.655 (19-29)	vs ARIZONA STATE (11-21-07)
	.667 (4-6)	vs McNeese State (11/14/07)
REBOUNDS.....	31	vs McNeese State (11/14/07)
	32	vs OKLAHOMA STATE (11-19-07)
	34	vs ARIZONA STATE (11-21-07)
ASSISTS.....	6	vs Southeastern Louisiana (11/12/07)
	10	vs McNeese State (11/14/07)
	12	vs OKLAHOMA STATE (11-19-07)
STEALS.....	5	vs CHAMINADE (11-20-07)
	7	vs Southeastern Louisiana (11/12/07)
	7	vs McNeese State (11/14/07)
BLOCKED SHOTS.....	0	vs CHAMINADE (11-20-07)
	1	vs Southeastern Louisiana (11/12/07)
	3	vs OKLAHOMA STATE (11-19-07)
TURNOVERS.....	14	vs McNeese State (11/14/07)
	14	vs CHAMINADE (11-20-07)
	14	vs ARIZONA STATE (11-21-07)
FOULS.....	16	vs CHAMINADE (11-20-07)
	18	vs ARIZONA STATE (11-21-07)
	20	vs Southeastern Louisiana (11/12/07)