



2009 FOOTBALL AUBURN TIGERS



GAME 8

AUBURN (5-2, 2-2 SEC) VS. ^{#9/10/9} LSU (5-1, 3-1 SEC)
OCTOBER 24, 2009 • 6:30 PM CT • TV: ESPN2
TIGER STADIUM (92,400) • BATON ROUGE, LA



QUICK FACTS

COACHES

Gene Chizik (Florida, 1985)
 Auburn Record.....5-2 (1st year)
 vs. LSUFirst meeting
 Overall Record10-21 (3rd year)
 vs. LSUFirst meeting

Les Miles (Michigan, 1976)
 LSU Record..... 47-12 (5th year)
 vs. Auburn3-1
 Overall Record75-33 (9th year)
 vs. Auburn3-1

SERIES

LSU leads, 23-19-1
 at Auburn.....AU leads, 9-6
 at Baton Rouge.....LSU leads, 13-5-1
 Neutral sites.....AU leads, 5-4
 at Birmingham, AL.....AU leads, 3-2
 at Mobile, AL.....AU leads, 2-0
 at Montgomery, AL.....LSU leads, 2-0
 Last MeetingLSU 26, AU 21
 Sept. 20, 2008 in Auburn, AL
 Current StreakLSU, 2

RANKINGS

AuburnReceiving votes in all polls
 LSU9 AP/10 USA Today/9 Harris

TELEVISION • ESPN2

Mark JonesPlay-by-play
 Bob DavieAnalyst



RADIO • AUBURN ISP SPORTS NETWORK

The Auburn ISP Sports Network provides radio coverage to over 50 stations that cover the Southeast. Rod Bramblett (play-by-play), Stan White (color), Quentin Riggins (sideline), Paul Ellen (studio) and Andy Burcham (locker room) provide gameday analysis.

SATELLITE RADIO.....XM Channel 200
 LOCALLY.....WKKR-FM (97.7)

INTERNET

Live videowww.espn360.com
 Live audio & statswww.auburntigers.com

THE GAME

Auburn visits LSU Saturday night in an SEC West showdown that kicks off at 6:30 p.m. CT on ESPN2. Auburn will be looking for its first win at Tiger Stadium since 1999, although each of the last two games in Baton Rouge came down to the final play.

AUBURN HEADLINES

- ▶ LSU leads the series 23-19-1, with each of the last five games being decided by less than a touchdown.
- ▶ Auburn has won nine of its last 14 games against teams ranked in the *Associated Press* Top 10, and has 15 wins in 24 attempts over Top 10 teams since 2001.
- ▶ Oct. 24 marks the latest date Auburn has played its first ranked opponent of the season since 1988.
- ▶ Auburn will be playing its seventh night game of the season, which is already second most in a season in school history.
- ▶ Auburn is seventh in the nation in rushing offense (247.3), eighth in total offense (464.9) and 12th in scoring offense (34.9).
- ▶ Auburn has only allowed five sacks through seven games this season, which is tied for seventh best in the nation.
- ▶ Auburn has scored touchdowns on 70.8 percent of its red zone trips (17 of 24), which ranks second in the SEC.
- ▶ Auburn is tied for 24th in the nation in turnover margin (+0.7), and is tied for 18th in interceptions (nine) and tied for 30th in turnovers forced (14).
- ▶ Ben Tate ranks seventh nationally in rushing (122.3), and has five 100-yard rushing games this season.
- ▶ Tate ranks fifth in school history in rushing (2,815 yards) and needs just 144 more to post the 18th 1,000-yard rushing season in school history.
- ▶ Chris Todd has 12 touchdown passes this season. Last year, Auburn had just seven touchdown passes as a team during the entire season.
- ▶ Sophomore Darvin Adams and junior Terrell Zachery have combined for 47 catches for 797 yards and nine touchdowns. They entered this season with a combined five catches for 42 yards and no scores.
- ▶ Wes Byrum ranks tied for third nationally in field goal percentage (91.7) among kickers who have attempted at least 10 field goals.
- ▶ Junior linebackers Craig Stevens (62 tackles) and Josh Bynes (60) have both eclipsed their season totals for tackles from the entire 2008 season.

AUBURN (5-2, 2-2 SEC)

Date	Opponent	Score/Time
Sept. 5	LOUISIANA TECH [ESPNU]	W, 37-13
Sept. 12	MISSISSIPPI STATE [FSS]	W, 49-24
Sept. 19	WEST VIRGINIA [ESPN2]	W, 41-30
Sept. 26	BALL STATE [FSS]	W, 54-30
Oct. 3	at Tennessee [ESPN]	W, 26-22
Oct. 10	at Arkansas [ESPN]	L, 23-44
Oct. 17	KENTUCKY [ESPNU]	L, 14-21
Oct. 24	at #9/10/9 LSU [ESPN2]	6:30 p.m.
Oct. 31	OLE MISS [SEC Network]	11:21 a.m.
Nov. 7	FURMAN (HC)	TBA
Nov. 14	at Georgia	TBA
Nov. 27	ALABAMA [CBS]	1:30 p.m.

All times Central

LSU (5-1, 3-1 SEC)

Date	Opponent	Score/Time
Sept. 5	at Washington	W, 31-23
Sept. 12	VANDERBILT [ESPN]	W, 23-9
Sept. 19	UL-LAFAYETTE [ESPNU]	W, 31-3
Sept. 26	at Mississippi State [SEC Net]	W, 30-26
Oct. 3	at Georgia [CBS]	W, 20-13
Oct. 10	#1/1/1 FLORIDA [CBS]	L, 3-13
Oct. 24	AUBURN [ESPN2]	6:30 p.m.
Oct. 31	TULANE	7 p.m.
Nov. 7	at Alabama	TBA
Nov. 14	LOUISIANA TECH	7 p.m.
Nov. 21	at Ole Miss	TBA
Nov. 28	ARKANSAS	TBA

All times Central

Game 8 • Auburn at LSU • Oct. 24, 2009 • 6:30 p.m. • Tiger Stadium • Baton Rouge, La.

2009 Auburn Football Game Notes

STATISTICAL COMPARISON

AUBURN VS. LSU

	<u>AU</u>	<u>LSU</u>
Points Scored	34.9	23.0
Total Offense	464.9	295.0
Rushing Yards	247.3	123.8
Passing Yards	217.6	171.2
First Downs	21.7	17.5
3rd Down Pct.	42%	39%
Time of Possession	27:49	29:01
Points Allowed	26.3	14.5
Yards Allowed	367.6	322.5
Rushing Yards Allowed	181.4	129.5
Passing Yards Allowed	186.1	193.0

STATISTICAL LEADERS

RUSHING YARDS

<u>AUBURN</u>	<u>LSU</u>
Ben Tate.....856	Charles Scott327
Onterio McCalebb..461	Keiland Williams188
Mario Fannin127	Russell Shepard.....106
Kodi Burns106	Jordan Jefferson106

PASSING YARDS

<u>AUBURN</u>	<u>LSU</u>
Chris Todd1443	Jordan Jefferson1016
Kodi Burns61	Jarrett Lee11

RECEPTIONS

<u>AUBURN</u>	<u>LSU</u>
Darvin Adams28	Brandon LaFell27
Mario Fannin23	Terrance Toliver25
Terrell Zachery.....19	Richard Dickson12
Ben Tate.....11	Two tied with7

POINTS SCORED

<u>AUBURN</u>	<u>LSU</u>
Wes Byrum62	Josh Jasper40
Darvin Adams30	Brandon LaFell32
Ben Tate.....30	Charles Scott18

TACKLES

<u>AUBURN</u>	<u>LSU</u>
Craig Stevens62	Kelvin Sheppard44
Josh Bynes.....60	Perry Riley.....42
Neiko Thorpe.....45	Harry Coleman.....38
Zac Etheridge.....42	Chad Jones.....35
Daren Bates.....38	Drake Nevis27

INTERCEPTIONS

<u>AUBURN</u>	<u>LSU</u>
Walter McFadden.....2	Brandon Taylor2
	Chad Jones.....2

SACKS

<u>AUBURN</u>	<u>LSU</u>
Antonio Coleman2.5	Rahim Alem.....2.0
Mike Blanc2.5	Three tied with1.0

AUBURN-LSU SERIES NOTES

LSU's win in Auburn last year snapped an eight-game winning streak by the home team in the series ... Eight of the last 14 games have been decided by a touchdown or less, including the last five in a row ... Dating back to 1973, only five of the 22 meetings have been decided by more than 14 points ... LSU has not rushed for a touchdown against Auburn since 2003 ... The winning team has reached 30 points just once in the last five years, after the winning team had scored at least 31 points in six of the previous seven games ... The winning team posted shutouts in nine of the first 11 meetings in the series ... Auburn's secondary has picked off 18 passes in AU's last seven wins over LSU, including six in 1994.

LSU QUICK HITTERS

LSU is coming off a bye week following a 13-3 loss against top-ranked Florida that snapped the Tigers' five-game winning streak to start the season ... LSU had won 32 straight home Saturday night games prior to the loss to Florida ... Since the 2002 season, LSU is 48-11 in games in which the Tigers are ranked in the top 10 ... The Tigers are ranked 14th nationally in scoring defense (14.5) and are tied for ninth in turnover margin (+1.17) ... LSU has had a few struggles offensively, ranking last in the SEC in total offense (295.0) and 11th in scoring offense (23.0) ... Brandon LaFell is third in the SEC in receptions per game (4.5) and has caught at least one pass in 34 straight games ... Charles Scott has 30 career rushing touchdowns, which ranks fifth in school history.

AUBURN TIGERS FROM LOUISIANA

Auburn has two members of its squad who hail from the state of Louisiana. WR DeAngelo Benton is from Bastrop and LB Ashton Richardson is from New Orleans.

LSU TIGERS FROM ALABAMA

There is one member of the LSU squad who hails from the state of Alabama: freshman OL Josh Williford, who is from Dothan.

AUBURN-LSU CONNECTIONS

- ▶ Auburn linebacker Ashton Richardson is the son of Al Richardson, who starred at linebacker for LSU from 1979-82. The elder Richardson earned All-American and first-team All-SEC honors as a senior, and still holds the LSU records for most tackles in a game (21) and a career (452).
- ▶ Auburn cornerback Walter McFadden and LSU cornerback Patrick Peterson are first cousins who both attended Ely High School in Pompano Beach, Fla.
- ▶ Auburn defensive coordinator Ted Roof was the head coach at Duke from 2004-05 when LSU tight ends coach Don Yanowsky was the Blue Devils' offensive line coach. Roof was also the defensive coordinator at Duke in 2003

when Yanowsky coached Duke's outside linebackers and special teams.

- ▶ LSU offensive coordinator Gary Crowton was the head coach at BYU in 2004 when Auburn offensive line coach Jeff Grimes was in his first year as the Cougars' offensive line coach.
- ▶ LSU defensive coordinator John Chavis held that same position at Tennessee when Auburn assistant head coach/wide receiver coach Trooper Taylor coached the Vols' running backs (2004-05) and wide receivers (2005-07).
- ▶ LSU defensive line coach Brick Haley was the defensive line coach at Troy State from 1994-96, while Auburn director of football relations Wayne Bolt was the offensive line coach.
- ▶ Auburn safeties coach Tommy Thigpen was the cornerbacks coach and special teams coordinator at Bowling Green from 2001-02, while LSU offensive line coach Greg Studrawa coached the offensive line for the Falcons.
- ▶ LSU Assistant AD/Football Operations Dr. Sam Nadar was a quarterback at Auburn from 1963-67. Nadar received his undergraduate degree from Auburn in 1967 and his master's from AU in 1969.
- ▶ Auburn assistant equipment manager Mike "Bones" Boniol is a 2001 graduate of LSU and served on the Tigers' equipment staff from 2002-06.

CLOSE ENCOUNTERS

Twelve of the 21 meetings in the Auburn-LSU series since 1988 have been decided by less than a touchdown. And like all good Southern football series, many of those games have earned memorable titles. Examples:

1988: LSU scored with 1:41 remaining to down fourth-ranked Auburn, 7-6. The noise from the Tiger Stadium crowd registered on a campus seismograph, thus earning the contest the title of "Earthquake Game."

1994: Auburn returned three of its five fourth-quarter interceptions for touchdowns to rally from a two-touchdown deficit and win 30-26. Auburn and LSU fans alike still recall the "Interception Game."

1995: Wearing the traditional white jerseys at home for the first time in 13 years, LSU stunned fifth-ranked Auburn, 12-6, when Troy Twillie intercepted Patrick Nix's 11-yard pass into the end zone with no time remaining. The 1997 LSU media guide referred to this game under the heading "Bring Back The Magic."

1996: "The Night The Barn Burned" will long be remembered on the Plains. As the old Auburn Sports Arena burned just outside Jordan-Hare Stadium, LSU defeated Auburn 19-15. After missing three field goals and an extra point, Auburn cut LSU's lead to 17-15 with :38 remaining, but Jon Cooley's two-point pass attempt was picked off by Raion Hill, who returned it the other way for two points.

1997: Dameyune Craig led Auburn on an 80-yard, 10-play drive in the game's final three

2009 Auburn Football Game Notes

minutes to deliver a 31-28 upset of 10th-ranked LSU in "The Comeback." Rusty Williams capped the drive on a 1-yard touchdown plunge with :30 remaining. LSU attempted a 65-yard FG on the game's final play, but Quinton Reese blocked it to seal the Auburn win.

2004: With the threat of Hurricane Ivan looming, members of the Auburn football team spent Wednesday through Friday nights in hotels as the Auburn University campus was closed, but the game went on as scheduled. The seemingly automatic extra point proved to be a challenge for both teams, but a second chance for Auburn allowed the Tigers to emerge with a 10-9 win in "The Extra Point Game." LSU missed the PAT after its first-quarter touchdown, but still led 9-3 late in the game. After Courtney Taylor hauled in a 16-yard score with just 1:14 left to tie the score, Auburn missed its extra point. An LSU personal foul gave John Vaughn a second chance, and he delivered the winning point.

2005: The first overtime game between the two teams was won by LSU, 20-17, when John Vaughn's 39-yard field goal attempt bounced off the left upright. A 30-yard field goal by LSU's Chris Jackson to start the overtime turned out to be the winning points. Jackson forced overtime with a 44-yard field goal with just 1:40 left, moments after Auburn had taken a 17-14 lead on a 5-yard pass from Brandon Cox to Anthony Mix on fourth down with 4:52 left.

2006: In a battle between two top-10 teams, Brandon Cox's 1-yard quarterback sneak in the third quarter was the only touchdown in a 7-3 Auburn victory. No. 3 Auburn held off two late scoring chances for No. 6 LSU, as Eric Brock ended one drive by tipping away a fourth-down pass, then tackled Craig Davis on the 4-yard line on the game's final play to preserve the victory.

2007: Matt Flynn hit Demetrius Byrd with a 22-yard scoring pass with just one second left to lift No. 5 LSU to a 30-24 victory over No. 18 Auburn. Brandon Cox had connected with Rodgeriquis Smith on a 3-yard scoring pass with just 3:21 left to give Auburn a 24-23 lead before Flynn's pass capped a 58-yard game-winning drive.

2008: Jarrett Lee's 18-yard touchdown pass to Brandon LaFell with 1:03 left gave No. 6 LSU a come-from-behind 26-21 win over No. 10 Auburn in Jordan-Hare Stadium. Auburn had taken a 21-20 lead with just 6:40 left when Chris Todd found Robert Dunn for a 15-yard score, before Lee led LSU on the game-winning drive.

In all, 21 of the 43 games played between the two schools have been decided by a touchdown or less, with LSU owning an 11-9-1 edge in those games.

TALE OF THE TIGERS

Auburn and LSU have been two of the most successful teams in the SEC during the past decade. Since 2000, LSU has the third-best record in the SEC in conference games at 53-23, while Auburn is in fourth at 51-25. Since 2004,

LSU has the league's second-best overall record at 56-15, while Auburn is fourth (52-18). The winner of the Auburn-LSU game has represented the SEC West in Atlanta for the SEC Championship game six times in the last nine years (Auburn in 2000 and 2004, LSU in 2001, 2003, 2005 and 2007). LSU won national championships in 2003 and 2007, while Auburn posted an undefeated season in 2004.

TIGERS TOUGH ON TOP TEN

Auburn has won nine of its last 14 games against teams ranked in the *Associated Press* top 10, and has 15 wins in 24 attempts over Top 10 teams since 2001.

In 2007, Auburn won at No. 4 Florida, 20-17, and in 2006, the Tigers beat No. 6 LSU (7-3) and No. 2 Florida (27-17). In 2005, Auburn posted victories at No. 9 Georgia (31-30) and against No. 8 Alabama (28-18). In 2004, Auburn defeated No. 5 LSU (10-9), No. 10 Tennessee (34-10), No. 8 Georgia (24-6) and No. 9 Virginia Tech (16-13) in the NOKIA Sugar Bowl.

In 2003, the Tigers beat No. 7 Tennessee (28-21), then the new No. 7 team, Arkansas, the following week (10-3). In 2002, Auburn beat No. 10 LSU (31-7), No. 9 Alabama (17-7) and No. 10 Penn State in the Capital One Bowl. The streak started in 2001 with a 23-20 victory over No. 1 Florida.

VS. TEAMS RANKED NO. 9

Auburn has an all-time record of 6-7 against teams ranked No. 9 in the *Associated Press* poll. The last time Auburn played a ninth-ranked team was in 2005, when the No. 15 Tigers won at Georgia, 31-30. Auburn also closed the 2004 season with a 19-16 victory over No. 9 Virginia Tech. Auburn is 2-4 when playing No. 9-ranked teams as an unranked team, winning games in 2002 against Alabama (17-7) and in 1968 against Miami (Fla.) (31-9). Auburn is 0-2 against LSU when the Bayou Bengals are No. 9, falling in 2003 (31-7) and 1969 (21-20), both in Baton Rouge.

LATE DATE FOR FIRST RANKED FOE

LSU will be the first nationally-ranked team that Auburn has played this season, although four of Auburn's last five games will be played against teams that have been ranked for all or much of the 2008 season. The Oct. 24 date will mark the latest calendar date that Auburn has played its first game against a nationally-ranked team since 1988, when the Tigers' first ranked foe was No. 17 Georgia on Nov. 12.

ON THIS DATE

Auburn has an all-time record of 10-3 on Oct. 24 and has won three straight. Included in the Oct. 24 games was one contest against LSU. In 1970, No. 14 LSU won at No. 6 Auburn, 17-9, handing Auburn its first loss of the season after a 5-0 start. The only other time a ranked Auburn team played on Oct. 24 was in 1987, when the Tigers thumped Mississippi State, 38-7.

SEC SUCCESS

Auburn has won 30 of its last 44 Southeastern Conference games and 31 of its last 45 games against SEC schools, including the 2004 SEC Championship game victory over Tennessee. Auburn's success against conference schools dates back beyond 2004, as since the start of the 2000 season, the Tigers have the fourth best record among the 12 league schools in regular season conference games, just 2.5 games out of second. The following are the combined conference records of the 12 SEC schools from 2000-08.

	W-L	Pct.
Florida	57-19	.750
Georgia	54-23	.701
LSU	53-23	.697
Auburn	51-25	.671
Tennessee	48-27	.640
Alabama	42-34	.553
South Carolina	36-40	.474
Arkansas	35-41	.461
Ole Miss	30-45	.400
Mississippi State	18-57	.240
Kentucky	18-58	.237
Vanderbilt	13-63	.173

TIGERS SINCE 2000

Since the start of the 2000 season, Auburn has one of the best records in all of the Football Bowl Subdivision. The Tigers' record of 85-36 (.702) ranks 12th among all 120 programs. The list of the top 20 programs since 2000 in terms of winning percentage follows:

	W-L	Pct.
1. Boise State	104-17	.860
2. Texas	103-18	.851
3. Oklahoma	105-22	.827
4. USC	98-23	.810
5. Ohio State	96-25	.793
6. LSU	95-28	.772
7. Georgia	94-29	.764
8. Florida	93-29	.762
9. TCU	89-28	.761
10. Virginia Tech	94-31	.752
11. Miami (Fla.)	87-30	.743
12. Utah	81-34	.704
13. Auburn	85-36	.702
14. Boston College	85-37	.696
15. Oregon	82-36	.695
West Virginia	82-36	.695
17. Louisville	80-37	.684
18. Michigan	81-38	.681
19. Texas Tech	81-41	.664
20. Florida State	80-41	.661

2009 Auburn Football Game Notes

AUBURN IN 2009 BY THE NUMBERS

CATEGORY	2009
Record.....	5-2
SEC	2-2
West	1-1
East.....	1-1
Non-Conference	3-0
Home	4-1
Away	1-1
Neutral	0-0
Day	0-1
Night (6 p.m. or later)	5-1
TV Games	5-1
CBS.....	0-0
ESPN	1-1
ESPN2	1-0
ESPNU.....	1-1
FSN.....	2-0
Scoring First.....	3-1
Opponent Scoring First	2-1
Leading at Half	4-1
Trailing at Half	1-1
Tied at Half	0-0
Leading after Third.....	4-1
Trailing after Third	1-1
Tied after Third	0-0
Overtime Games	0-0
Scoring fewer than 20 pts.	0-1
Scoring 20+ points	5-1
Scoring 30+ points	4-0
Allowing fewer than 20 pts.....	1-0
Allowing 20+ points	4-2
Allowing 30+ points	2-1
Rushing for less than 100 yds.....	0-0
Rushing for 100+ yds.....	5-2
Rushing for 200+ yds.....	4-2
Passing for 200+ yds.	4-0
Passing for 300+ yds.	2-0
Totaling less than 300 yds.....	0-0
300+ yds. of total offense	5-2
400+ yds. of total offense	5-0
Allowing less than 100 yds. rushing.....	1-0
Allowing less than 300 yds. total off.	3-0
Allowing 300+ yds. total offense	2-2
Having 100-yd. rusher	3-2
Opp. have 100-yd. rusher.....	1-2
No turnovers	2-0
Fewer than 3 turnovers	5-1
3 or more turnovers	0-1
No takeaways	0-1
Fewer than 3 takeaways	4-2
3 or more takeaways	1-0
More than 30:00 of possession	2-0
Less than 30:00 of possession	3-2

IN OCTOBER

Auburn, which earlier this season concluded its sixth consecutive winning month of September, is 289-149-18 (.654) all-time in the month of October. The Tigers are 24-11 (.686) in their last 34 games in October.

NIGHT OWLS

Auburn's game at LSU will be the Tigers' seventh night game of the season. It already marks the second-most night games in a season in school history, and tied for the most during the regular season. The most night games (kick-off at 6 p.m. local time or later) in school history took place in 2007, when Auburn played eight night games, including the Chick-fil-A Bowl.

WHAT A DIFFERENCE A YEAR MAKES

Auburn has 3,254 yards of offense in seven games this year, which is 92 more than the Tigers had in their first 10 games combined last year (3,162). Auburn would need to average just 94.6 yards per game over the final five regular-season contests to match last year's total of 3,635.

The Tigers have shown drastic improvement in every offensive category this season. Averages and NCAA rankings from major offensive categories are shown below:

	2009	2008
Scoring	34.9 (12th)	17.3 (T110th)
Total offense	464.9 (8th)	302.9 (104th)
Rushing offense	247.3 (7th)	137.5 (69th)
Passing offense	217.6 (60th)	165.4 (99th)
First downs	21.7 (T23rd)	16.5 (102nd)
Red zone offense	91.7 (T15th)	57.1 (119th)

GAINING GROUND

Auburn ranks seventh nationally in rushing offense, averaging 247.3 yards per game. The Tigers collected 301 yards rushing against Louisiana Tech in the season opener before running for 390 yards against Mississippi State the following week. The last time Auburn had back-to-back games with at least 300 yards rushing was in 1985, when Auburn had three straight games with more than 300 yards rushing (Ole Miss, 438; Florida State, 413; Georgia Tech, 377).

Auburn's current pace of 247.3 yards per game would rank as the ninth best single-season average in school history. If the Tigers maintained that pace, the 2967 yards accumulated by Auburn by the end of the regular season would be the sixth most in school history.

RECORD-SETTING SCORING RUN

Auburn ranks 12th nationally in scoring offense at 34.9 points per game, and more impressively, it took Auburn just six games this season to score more points than it did in all 12 games last season. Auburn scored 208 points last year, and already has 244 this season.

Auburn scored 40+ points in three straight games against Mississippi State, West Virginia

and Ball State, marking the first time the Tigers have ever scored 40 or more points in three consecutive contests.

OFFENSE KEEPS ON ROLLING

Auburn ranks eighth nationally in total offense, averaging 464.9 yards per game. The Tigers started the season with back-to-back games of more than 500 yards, totaling 556 yards in the season opener against Louisiana Tech and 589 yards in the SEC opener against Mississippi State. It marked the first time Auburn had back-to-back games with at least 500 yards of offense since 1970, when the Tigers had 566 yards against Florida and 664 against Mississippi State.

Auburn totaled 400 yards Sept. 19 against West Virginia, 560 yards Sept. 26 against Ball State and 459 yards Oct. 3 at Tennessee. It marked the first time Auburn had five straight games with at least 400 yards of offense since games 6-10 of the 1994 season.

BIG MAN TATE

Running back Ben Tate is having a stellar senior season, ranking second in the SEC and seventh nationally averaging 122.3 yards per game. Tate has five 100-yard rushing games this season, which is the most by an Auburn player since Kenny Irons had eight in 2005. Tate has also added 11 catches for 66 yards and four kick returns for 121 yards (30.2 yards per return). His average of 149.0 all-purpose yards per game ranks 22nd nationally. With 856 yards rushing, Tate has easily surpassed his rushing total from last year, when he led the team with 664 yards. He needs just 144 more yards rushing to post the 18th 1,000-yard rushing season in Auburn history.

Tate ranks fifth in Auburn history with 2,815 career rushing yards. He needs 553 more to catch Joe Cribbs for fourth.

DYNAMIC DUO

Ben Tate isn't the only Auburn running back excelling this season, as freshman Onterio McCalebb is seventh in the SEC averaging 65.9 yards rushing per game. McCalebb also ranks ninth in the SEC in all-purpose yards, averaging 113.4, and is 10th in the league in kickoff return average (24.7).

O-LINE PAVES THE WAY

Much of Auburn's offensive success can be attributed to the Tigers' offensive linemen. Tackles Andrew McCain and Lee Ziemba, guards Mike Berry and Byron Isom and center Ryan Pugh have a combined 92 starts under their belt. They have not only helped Auburn rank among the national leaders in scoring offense, total offense and rushing, but have allowed just five quarterback sacks this season, which leads the SEC and is tied for seventh nationally. Virtually the same group last year surrendered 21 sacks.

2009 Auburn Football Game Notes

BIG PLAYS

Auburn has demonstrated a knack for making big plays this year, with nine plays of at least 46 yards, including six of at least 60. Chris Todd has thrown passes of 93, 65 and 46 yards to Terrell Zachery and 82 yards to Mario Fannin. Onterio McCalebb has runs of 62 and 48 yards, Ben Tate and Zachery both have runs of 60 yards and Neil Caudle had a 52-yard scamper. Last season, Auburn had just four plays all year that covered at least 46 yards, and none that went for 60.

TODD TERRIFIC

Senior quarterback Chris Todd has shown drastic improvement this season after offseason shoulder surgery. He has established a career high in passing yards three times this year, first with 255 yards against Louisiana Tech, then with 284 yards against West Virginia, then with 287 yards against Ball State. He also threw for what was then a career-best four scores against the Mountaineers, before tying the school record with five the next week against Ball State. Daniel Cobb is the only other Auburn player to throw for five scores, doing it in an overtime game against Louisiana Tech in 2001.

Todd is the first Auburn quarterback in history to throw at least four touchdown passes in consecutive games, and his nine TD passes in a two-week span were two more than Auburn had as a team during the entire 2008 season.

Todd ranks 17th in the nation in yards per completion (13.61) and 37th nationally in passing efficiency (149.45). His 12 touchdown passes are tied for 21st most in the NCAA.

Year	Cmp-Att-Int	Pct.	Yds	TD	Eff.
2008	86-156-6	55.1	903	5	106.64
2009	106-190-2	55.8	1443	12	138.32

FROM A TO Z

Sophomore Darvin Adams and junior Terrell Zachery were a pair of unknown wide-outs prior to the season, but both have had breakout seasons. Adams leads the team in catches (28), receiving yards (444) and touchdown receptions (five), while Zachery has 19 grabs for 353 yards (18.6 ypc) and four touchdowns. The duo entered this season with a combined five catches for 42 yards during the course of their careers.

Adams caught three touchdown passes against West Virginia, becoming the first Tiger to haul in at least three scores in a game since Alexander Wright caught four TD passes against Pacific in 1989. Zachery's four TD receptions have averaged 53.8 yards this year, including a school-record 93-yarder.

THE LONG AND SHORT OF IT

Auburn's offense has excelled at both striking quickly and putting together sustained drives. The Tigers have had 17 scoring drives that used less than two minutes on the clock, including 14 that resulted in touchdowns. In 12 games last year, Auburn had just 10 scoring drives that took less than two minutes, and only six of those ended with touchdowns.

The Tigers also already have eight scoring drives of at least 10 plays this season, including four that took at least 13 plays. Last year, Auburn only had two scoring drives all season that used at least 13 plays.

FIRST DOWN FLURRY

Auburn is currently tied for 23rd nationally in first downs per game, averaging 21.7. The Tigers have had at least 20 first downs in five of seven games this year, including 29 against Mississippi State and 27 against Louisiana Tech. Last season, Auburn only reached 20 first downs in a game twice all year, with a high of 26 against UT Martin. Auburn had not had as many as 27 first downs in a game since collecting 28 at Arkansas in 2005, and the last time Auburn had at least 29 first downs was in the 2004 SEC Championship game against Tennessee.

CONSISTENCY COUNTS

Auburn's offense has not only been explosive, it has been consistent. The Tigers have scored at least once in 24 of 28 quarters this season, and started the season by scoring in the first 20 quarters of the year. Auburn has scored a touchdown in 20 of the 28 quarters played this year, including a streak of 14 in a row earlier this season.

GOING FOR SIX IN THE RED ZONE

Auburn's offense has been efficient in the red zone, as the Tigers have not only scored on 22 of 24 possessions in the red zone (91.7), which ranks tied for 15th in the nation, but 17 of the 22 scores have been touchdowns. Auburn's TD percentage of 70.8 ranks second in the SEC behind only Arkansas. Ten of the scores have come on the ground and seven through the air.

BUSINESS AS UNUSUAL FOR MALZAHN

Auburn's gaudy offensive numbers are nothing new to first-year offensive coordinator Gus Malzahn. His Tulsa teams led the nation in total offense in both 2007 (543.9 yards) and 2008 (569.9). Last year's Tulsa team also led the country in third-down conversions (57.0 pct.) and yards per play (7.27). Two of the three previous college squads that he coached finished in the top 10 in the nation in rushing, as the 2008 Tulsa team ranked fifth (268.0 yards) and his 2006 Arkansas squad was fourth (228.5).

In the last three seasons, his teams have reached at least 400 yards of offense in 30 of 35 games (85.7 percent).

SEC STANDINGS

Eastern Division

	SEC		Overall	
	W	L	W	L
Florida	4	0	6	0
Georgia	3	2	4	3
South Carolina	2	2	5	2
Tennessee	1	2	3	3
Kentucky	1	3	3	3
Vanderbilt	0	4	2	5

Western Division

	SEC		Overall	
	W	L	W	L
Alabama	4	0	7	0
LSU	3	1	5	1
Auburn	2	2	5	2
Ole Miss	1	2	4	2
Mississippi State	1	2	3	4
Arkansas	1	3	3	3

THIS WEEK'S SCHEDULE

Saturday, Oct. 24

Arkansas at Ole Miss, 11:21 am CT [SEC Net]
 Tennessee at Alabama, 2:30 pm ET [CBS]
 Vanderbilt at South Carolina, 7 pm ET [ESPN]
 Louisiana-Monroe at Kentucky, 7 pm ET [FSS]
 Auburn at LSU, 6:30 pm CT [ESPN2]
 Florida at Mississippi State, 6:30 pm CT [ESPN]

LAST WEEK'S RESULTS

Saturday, Oct. 17

Georgia 34, VANDERBILT 10
 Mississippi State 27, MIDDLE TENN. STATE 6
 FLORIDA 23, Arkansas 20
 OLE MISS 48, UAB 13
 Kentucky 21, AUBURN 14
 ALABAMA 20, South Carolina 6

Home team in CAPS

COACHING STAFF ASSIGNMENTS

Jay Boulware: TE (Field)
 Jeff Grimes: OL (Field)
 Phillip Lolley: CB (Press Box)
 Curtis Luper: RB/Recruit. Coord. (Press Box)
 Gus Malzahn: OC/QB (Field)
 Tracy Rucker: DL (Field)
 Ted Roof: DC/LB (Field)
 Trooper Taylor: Asst. HC/WR (Field)
 Tommy Thigpen: Safeties (Field)

2009 Auburn Football Game Notes

AUBURN IN THE SEC/NCAA STATS

(Through games played 10/17)

TEAM	SEC	NCAA
Sacks Allowed (0.7)	1st	T7th
Rushing Offense (247.3)	2nd	7th
Total Offense (464.9)	2nd	8th
Scoring Offense (34.9)	2nd	12th
First Downs (21.7)	2nd	T23rd
Third-Down Conversions (41.7)	2nd	48th
Pass Efficiency (137.00)	3rd	42nd
Passing Offense (217.6)	3rd	60th
Turnover Margin (+0.7)	4th	T24th
Red Zone Offense (91.7)	5th	T15th
Pass Def. Efficiency (106.09)	7th	28th
Pass Defense (186.1)	8th	30th
Penalties (59.6)	8th	T71st
Net Punting (34.6)	8th	83rd
Opponent 3rd-Down Conv. (36.3)	9th	52nd
Sacks By (1.7)	9th	70th
Tackles For Loss (5.1)	9th	T81st
Kickoff Return Defense (24.5)	9th	100th
Scoring Defense (26.3)	10th	76th
Punt Returns (4.2)	10th	104th
Kickoff Returns (21.2)	11th	70th
Total Defense (367.6)	11th	72nd
Rushing Defense (181.4)	11th	99th
Time Of Possession (27:49)	11th	107th
Red Zone Defense (92.6)	11th	T109th
Opponent First Downs (20.4)	12th	T89th

INDIVIDUAL

	SEC	NCAA
B. Tate, Rushing (122.3)	2nd	7th
W. Byrum, Scoring (8.9)	3rd	24th
C. Todd, Passing Eff. (138.32)	3rd	37th
C. Stevens, Tackles (8.9)	3rd	T47th
B. Tate, All-Purpose Yards (149.0)	4th	22nd
D. Adams, Receiving Yards (63.4)	4th	70th
W. Byrum, Field Goals (1.6)	T4th	T15th
C. Todd, Total Offense (201.4)	5th	65th
J. Bynes, Tackles (8.6)	6th	59th
C. Durst, Punting (39.8)	7th	66th
O. McCalebb, Rushing (65.9)	7th	73rd
D. Adams, Receptions (4.0)	T7th	--
O. McCalebb, All-Purpose Yards (113.4)	9th	74th
O. McCalebb, Kickoff Returns (24.7)	10th	42nd

BYRUM ON TARGET

Junior Wes Byrum has excelled during his junior season, connecting on 11-of-12 field goals and all 29 extra point attempts. Among kickers who have attempted at least 10 field goals, Byrum's percentage of .917 ranks tied for third nationally. Byrum, who ranks fifth in school history with 39 career made field goals, is tied for third in the SEC with 11 field goals and third in scoring with 62 points. He made a career-high four field goals in a 26-22 win at Tennessee, earning SEC Special Teams Player of the Week honors.

DEFENSE HOLDING TOUGH

It's easy to overlook the job Auburn's defense has done because of the offensive output, but the unit has helped Auburn to a 5-2 start despite a rash of injuries.

The Tigers have managed despite missing projected starters or second-stringers S Mike McNeil, CB Aairon Savage, LB Spencer Pybus and DE Nosa Egaue for all seven games, DL Zach Clayton for four games, DE Antonio Carter and DB D'Antoine Hood for three games each and LB Eltoro Freeman for two games.

TURNOVERS TELL THE TALE

Auburn currently is tied for 24th in the nation in turnover margin, with a margin of +0.7 per game. The Tigers have forced 14 turnovers in their first seven games and committed just nine. As a result of that differential, Auburn has scored 48 points off of opponent turnovers, and allowed just 30 points.

Last year, Auburn committed 26 turnovers and forced just 14.

TOTALING THE TAKEAWAYS

Auburn ranks tied for 18th in the nation with nine interceptions and tied for 30th with 14 total turnovers forced. Last year, Auburn had just 11 interceptions during the entire season and forced 18 turnovers in 12 games. The Tigers have spread the wealth, with eight different players grabbing interceptions. Auburn picked off five passes against West Virginia, marking the first time since 2004 (at Tennessee) that Auburn intercepted five passes in a game. Antonio Coleman and Josh Bynes have both collected interceptions and recovered fumbles this season.

JUNIOR LINEBACKERS LEAD DEFENSE

A pair of experienced junior linebackers have stepped up to lead Auburn defensively this season. Craig Stevens leads the team and ranks third in the SEC with 62 tackles, while Josh Bynes is sixth with 60. Last year Stevens had 54 tackles all season, and Bynes had 53. Both players have also recorded interceptions, while Stevens leads the team with 5.5 tackles for loss and Bynes recorded a safety against Ball State.

Stevens has recorded double-digit tackles in three of his last five games, including a career high 12 at Arkansas.

COLEMAN MAKES AN IMPACT

Antonio Coleman, a first-team preseason All-SEC selection, has 24 tackles including 5.0 tackles for loss, 2.5 sacks, an interception which he returned for a touchdown against Mississippi State and a fumble recovery. Coleman ranks tied for sixth in school history with 17.0 career sacks.

CHIZIK'S STREAK

Gene Chizik won his first five games as head coach at Auburn, which made him a part of 20 consecutive victories as a member of the Auburn coaching staff. His final season as Auburn's defensive coordinator was during the Tigers' 13-0 2004 season, and Auburn also won its final two games in 2003. The 20 straight victories matches the longest winning streak by any Auburn head coach or assistant coach in school history.

Chizik, who was part of 12 straight wins at Jordan-Hare Stadium during the stretch, is just the third coach in Auburn history to win his first five games as head coach. Terry Bowden won his first 20 games from 1993-94, and Mike Donahue went 5-0 in 1904 before losing the 1905 season opener.

Chizik also became just the third SEC coach since the conference expanded in 1992 to win his first five games, joining Bowden and Houston Nutt, who won his first eight games at Arkansas.

YOUNG GUNS GET FIRST ACTION

A whopping 31 Auburn players have played in their first career games as Tigers so far this season. The list of first-timers included: DB Gabe Barrett, DB Daren Bates, DB T'Sharvan Bell, WR DeAngelo Benton, WR Emory Blake, OL Jorell Bostrom, LB Watson Downs, LB Jonathan Evans, DL Nick Fairley, LB Eltoro Freeman, DE Dee Ford, LB Harris Gaston, WR Anthony Gulley, DS Josh Harris, DE Robert Hill, RB Davis Hooper, DL Chris Humphries, TE Philip Lutzenkirchen, DL Derrick Lykes, RB Onterio McCalebb, DB Ikeem Means, OL Andrew Parmer, DB Blake Poole, LB Ashton Richardson, OL Darrell Roseman, WR Travante Stallworth, OL John Sullen, DL Jamar Travis, DB Demond Washington, WR Jay Wisner and TE Bailey Woods.

In addition, 12 players have made their first career starts: WR Darvin Adams, DB Daren Bates, OL Bart Eddins, DL Nick Fairley, LB Eltoro Freeman, LB Adam Herring, OT Andrew McCain, RB Onterio McCalebb, DL Jake Ricks, RB Eric Smith, OL John Sullen and WR Terrell Zachery.

2009 Auburn Football Game Notes

FRESH FACES

Auburn has had 19 freshmen (14 true, five redshirt) play this season. Three true freshman have earned starts this season, including safety Daren Bates, who has started all seven games. Running back Onterio McCalebb and offensive guard John Sullen have started one game each. The 14 true freshmen that have played include: Bates, McCalebb, Sullen, WR DeAngelo Benton, WR Emory Blake, LB Jonathan Evans, DE Dee Ford, LB Harris Gaston, WR Anthony Gulley, TE Philip Lutzenkirchen, DB Ikeem Means, DB Blake Poole, WR Travante Stallworth and DL Jamar Travis.

COMEBACK KIDS

Auburn has had to come from behind in four of its five victories, including a fourth-quarter comeback to defeat West Virginia Sept. 19. The Tigers trailed Louisiana Tech, 7-3, late in the first quarter before pulling away for a 37-13 victory. Auburn fell behind Mississippi State, 17-14, late in the second quarter before storming back for a 49-24 victory. Against the Moutaineers, Auburn trailed by 14-0 less than five minutes in, and 21-10 at the end of the first quarter. West Virginia still led 30-27 entering the fourth quarter before Auburn ended the game on a 14-0 run. The Tigers trailed Ball State 7-0 in the first quarter before scoring the game's next 30 points.

IRON MEN

Of Auburn's 12 seniors, eight have seen time in at least 30 games during their careers, including five with at least 40 games under their belt. Tommy Trott leads the group, having played in 46 career games, including 44 of a possible 45 over the past four seasons. Gabe McKenzie is the only player who has played in all 45 games over the past three seasons. Antonio Coleman is next with 44 games played, followed by Walter McFadden (43 games), Ben Tate (41), Jake Ricks (38) and Andrew McCain (34).

STARTS STREAK

Junior Lee Ziemba has the longest starting streak on the Auburn squad, having started all 32 games over the past three seasons. Only three other players have starting streaks that date back to the 2007 season. Juniors Zac Etheridge and Ryan Pugh both have started 22 straight contests, while junior Craig Stevens has 20 straight starts under his belt.

Senior Walter McFadden has the fifth-longest streak, having started every game since the start of the 2008 season (19 straight).

30+ POINTS EQUALS VICTORY

Auburn has won 53 consecutive games when scoring 30 or more points. The last time the Tigers lost when registering at least 30 points was a 56-49, four overtime loss to

Georgia in 1996. In the last 23 years, Auburn is 122-2 when scoring 30 points.

WHEN SCORING 20+ POINTS

In the last 10 seasons, Auburn is 76-9 (.894) when scoring 20 or more points in a game. Dating back to the start of the 1993 season, Auburn is 119-16-1 (.879) when scoring 20 or more points in a game.

WINNING THE CLOSE ONES

Auburn has had a knack for winning close games in recent seasons. Since the 2003 Capitol One Bowl, Auburn is 19-10 in games decided by seven points or less, even after posting just a 2-4 record in such games during the 2008 season. Nine of the 19 wins were by three points or less, with just four losses coming by that margin.

DYNAMITE DEBUT

Freshman running back Onterio McCalebb became the first Auburn freshman to rush for at least 100 yards in each of the first two games in a season, totaling 148 in the opener against Louisiana Tech and 114 Sept. 12 against Mississippi State. His 148 yards in the opener was the seventh highest single-game total by a freshman in school history.

A NIGHT OF FIRSTS

Auburn established several firsts during its game against Mississippi State Sept. 12. To begin, Ben Tate and Onterio McCalebb both went over 100 yards rushing for the second straight game, marking the first time in school history that the Tigers have had two 100-yard rushers in back-to-back games.

McCalebb established another first by becoming the first Tiger freshman ever to rush for 100 or more yards in each of the first two games of the season.

Finally, Darvin Adams had 116 yards receiving, marking the first time in school history that Auburn had two 100-yard rushers and a 100-yard receiver in the same game. It nearly marked the second straight game that Auburn accomplished that feat, as Terrell Zachery had 104 yards receiving at one point during the season opener, but lost 6 yards on his final reception and finished with 98 yards receiving for the game.

TOP SEC OPENER TOTAL

Auburn's total of 589 yards of offense against Mississippi State was a school record for the most yards ever in an SEC opener. The previous record was 527 yards in the 1995 season opener against Ole Miss. Auburn's 589 yards were tied for 11th most in any game in school history and tied for fourth most in an SEC game, and the most since the Tigers also had 589 yards at Kentucky in 2005.

SCORES IN THREE STRAIGHT FOR THE D

Auburn's defense scored points defensively in three straight games for the first time since available data dating back to 1967. Antonio Coleman returned an interception 20 yards for a score against Mississippi State, Craig Stevens had a 15-yard interception return for a TD against West Virginia and Josh Bynes recorded a safety against Ball State.

RECORD-BREAKING PLAY

Chris Todd and Terrell Zachery teamed up to make school history during Auburn's season-opening win against Louisiana Tech, connecting on a 93-yard touchdown pass. The play was the longest play from scrimmage in school history, surpassing a 92-yard rush by Ralph O'Gwynne vs. Loyola on Nov. 21, 1936. The longest pass play in school history had been an 87-yard pass from Jason Campbell to Silas Daniels on Oct. 9, 2004, also against Louisiana Tech.

GENE CHIZIK ERA BEGINS ON THE PLAINS

A new era of Auburn football is underway as Gene Chizik is in his first season as Auburn's head coach. It marks Chizik's second stint on the Plains, as he previously served as defensive coordinator from 2002-04, helping lead the Tigers to a perfect 13-0 record in 2004 while earning the Frank Broyles Awards as the nation's top assistant coach. His defense led the nation in scoring that season (11.3 ppg) and the Tigers were 30-9 overall during his previous three-year stint.

Chizik went on to help guide Texas to the 2005 national championship while serving as assistant head coach and co-defensive coordinator for the Longhorns. After two seasons in Austin, he was named head coach at Iowa State, where he spent two more years prior to returning to Auburn.

Chizik's reputation as an outstanding teacher is evident by the fact that he coached three consecutive Thorpe Award Winners, starting with Auburn's Carlos Rogers in 2004, followed by Texas' Michael Huff and Aaron Ross in 2005 and 2006, respectively.

AUBURN BY THE NUMBERS

The Tigers return 46 lettermen from last season, including 24 on offense, 18 on defense and four specialists. Auburn returns seven starters on offense and seven on defense.

Auburn's current roster of 113 players includes 13 seniors, 31 juniors, 27 sophomores, 11 redshirt freshmen and 31 freshmen. The underclassmen (69) represent 61.1 percent of the Tigers' roster.

A number of walk-ons joined the program after the first day of classes on August 17.

2009 Auburn Football Game Notes

THE SENIOR CLASS

Head coach Gene Chizik has a senior class that includes 12 players at Auburn in 2009. It marks the smallest senior class at Auburn since the 2001 squad had 10 seniors.

The 2009 seniors include: DE Antonio Coleman, H Clayton Crofoot, P Clinton Durst, OT Andrew McCain, CB Walter McFadden, TE Gabe McKenzie, DB Woody Parramore, DL Jake Ricks, DB Aairon Savage, RB Ben Tate, QB Chris Todd and TE Tommy Trott.

TIGER GRADS

Auburn began the season with eight graduates on its roster, which is tied for fifth most among all FBS schools.

The Tiger graduates include: WR Montez Billings (Public Administration), DE Antonio Coleman (Criminology), CB Walter McFadden (Public Administration), TE Gabe McKenzie (Criminology), DB Aairon Savage (Exercise Science), RB Ben Tate (Criminology), QB Chris Todd (Business Finance) and TE Tommy Trott (Public Administration).

Listed are the top 10 FBS programs in the nation in terms of number of players who have completed their bachelor's degrees prior to the start of the 2009 season.

1. Alabama12
2. Boston College10
3. Virginia Tech10
4. Penn State.....9
5. **Auburn****8**
- Miami (Fla.).....8
- East Carolina8
- Notre Dame8
- Texas Tech8
- UNLV8

WATCH LISTS

Four members of the Auburn team have been named to watch lists for national awards.

Antonio Coleman leads the way, landing on four watch lists, including those for the Lombardi Award (best lineman or linebacker), Bronko Nagurski Award (best defensive player), Chuck Bednarik Award (best defensive player) and Ted Hendricks Award (best defensive end).

Ben Tate and Chris Todd have been named to the Maxwell Award watch list, for the nation's outstanding player, and Tommy Trott is on watch list for the John Mackey Award, which goes to the nation's top tight end.

TIGER PROS

Auburn has demonstrated a proficiency for placing players in the National Football League. As of Aug. 24, 37 former Auburn Tigers were listed on NFL rosters. The Seattle Seahawks have the most former Tigers, with four former Auburn players on the roster, while the San Diego Chargers have three. Twenty-seven of the 32 teams have at least one former Auburn player on the roster.

RUNNING BACK FACTORY

Auburn has produced four running backs that are currently on NFL rosters, which is tied for most in the NFL according to information compiled by www.kickoffzone.com. Ronnie Brown, Heath Evans, Tony Richardson and Carnell Williams are all former Tigers who are currently in the NFL. The list also does not include former Tiger Brandon Jacobs, who lettered at Auburn in 2003 before transferring to Southern Illinois. Only three other schools (LSU, Miami (Fla.) and Texas) have produced four current NFL running backs.

JORDAN-HARE STADIUM

Now celebrating its 70th year as home to the Auburn football team, Jordan-Hare Stadium is the nation's 10th-largest on-campus stadium, with a capacity of 87,451 fans. The Tigers, who set a school record by averaging 86,915 fans last season, are 269-68-7 (.792) all-time at Jordan-Hare Stadium.

Auburn has had nine straight winning seasons at Jordan-Hare Stadium, posting a mark of 55-14 (.797) at home since the 2000 season. The Tigers were undefeated at home during two of those seasons, going 7-0 in both 2000 and 2004.

UNDER THE LIGHTS AT JORDAN-HARE

Auburn has been tough to beat in night games at Jordan-Hare Stadium, including victories this season over each of its first four opponents. The Tigers have accumulated a record of 19-4 since the 2000 season in home games starting at 6 p.m. or later. That stretch includes a 4-1 record against ranked opponents, with wins over No. 1 Florida in 2001, No. 2 Florida in 2006, No. 7 Tennessee in 2003 and No. 14 Georgia in 2000.

NON-CONFERENCE SCHEDULE

Auburn is one of just two teams in the Southeastern Conference that is playing three non-conference games this season against teams that went to bowl games last season. South Carolina is the other.

Auburn opened the season with Louisiana Tech, which won the Independence Bowl last season. The Tigers' second non-conference game was against West Virginia, which defeated North Carolina in the Meineke Car Care Bowl. The following week the Tigers hosted Ball State, which fell to Gus Malzahn's Tulsa team in the GMAC Bowl, 45-13.

AUBURN FOOTBALL: EVERY DAY ...

This season Auburn is debuting a new weekly 30-minute show offering fans a reality-based, behind the scenes style production that will chronicle the inner-workings of the Tigers' football program through the entire 2009 season. The program follows the high and lows of competing as an SEC football player, with wired

up coaches and players and exclusive interviews.

The show may be viewed across the state of Alabama and the Southeast on television stations as well as the Comcast Sports Southeast (CSS) regional cable network. The show will also be streamed via the internet at www.auburntigers.com. The show will air either Friday nights or Saturday mornings in all markets.

TIGERS ON CSS

Comcast/Charter Sports Southeast (CSS) will broadcast encore presentations of Auburn football every Sunday at 6 p.m. ET/5 p.m. CT with Andy Burcham handling play-by-play duties and Cole Cubelic doing color commentary. CSS will also air the Auburn Football Review every Tuesday at 5 p.m. ET/4 p.m. CT.

CSS is a 24-hour regional sports network serving approximately 5.8 million households across 12 Southeastern states.

2009 Auburn Football Game Notes

CAREER STATS VS. LSU

PASSING				
Player	C-A-I	TD	Yds	Yds/Gm
Chris Todd	17-32-2	1	250	250.0

RUSHING				
Player	No.	Yds	Avg.	TD
Ben Tate	29	62	2.1	1
Kodi Burns	1	1	1.0	0
Chris Todd	10	-1	-0.1	0

RECEIVING				
Player	No	Yds	Avg.	TD
Tim Hawthorne	2	87	43.5	0
Gabe McKenzie	1	13	13.0	0
Mario Fannin	1	9	9.0	0
Ben Tate	1	2	2.0	0
Tommy Trott	1	2	2.0	0

DEFENSIVE				
Player	UA+A	= Total		Misc.
Zac Etheridge	8+6	= 14		FF
Mike McNeil	10+3	= 13		TFL
Craig Stevens	3+5	= 8		
Antonio Coleman	5+2	= 7		3.5 TFL
Antoine Carter	2+1	= 3		PBU
Aairon Savage	2+1	= 3		PBU
Walter McFadden	2+0	= 2		2 PBU
Neiko Thorpe	2+0	= 2		
Tommy Trott	1+1	= 2		
Zach Clayton	1+0	= 1		
Michael Goggans	1+0	= 1		
Adam Herring	1+0	= 1		
Jake Ricks	1+0	= 1		
Gabe McKenzie	0+1	= 1	0.5 TFL, 1 INT (TD)	

THE LAST MEETING

#6 **LSU** 26
 #10 **AUBURN** 21

September 20, 2008

Jordan-Hare Stadium (87,451) • Auburn, Ala.

Jarrett Lee's 18-yard touchdown pass to Brandon LaFell with 1:03 left in the fourth quarter lifted No. 6 LSU over No. 10 Auburn, 26-21, in a dramatic SEC West showdown in front of a sellout crowd under the lights at Jordan-Hare Stadium.

True to tradition, the game was a back and forth battle with four lead changes, and came down to the final seconds on the clock. For the first time in nine meetings, the road team left town out with the win.

LSU took a 3-0 lead in the first quarter on a Colt David 46-yard field goal, but Auburn jumped ahead on its first series of the second quarter. Quarterback Chris Todd connected with Tim Hawthorne for a 29-yard completion to spark the Tiger drive, and Ben Tate followed with a 16-yard rush around the right side. After a defensive pass interference call, Tate rushed up the middle for a 1-yard touchdown run for a 7-3 lead.

The Bayou Bengals had a chance to bring the game within one, but David missed a 50-yard field goal attempt.

Auburn added to its lead on Gabe McKenzie's 24-yard interception return for a touchdown. McKenzie, who started his junior campaign as a tight end and before switching to the defensive side of the ball, recorded his first interception and first career defensive touchdown. Heading into halftime, Auburn held a 14-3 advantage on the Bayou Bengals.

SCORING SUMMARY				
LSU	3	0	14	9 — 26
Auburn	0	14	0	7 — 21

LSU—David 46 field goal, 2:02, 1st
 AU—Tate 1 run (Byrum kick), 8:56, 2nd
 AU—McKenzie 24 interception (Byrum kick), 1:31, 2nd
 LSU—C.Mitchell 39 pass from Lee (David kick), 6:28, 3rd
 LSU—Byrd 22 pass from Williams (David kick), 0:00, 3rd
 LSU—David 32 field goal, 8:27, 4th
 AU—Dunn 15 pass from Todd (Byrum kick), 6:40, 4th
 LSU—LaFell 18 pass from Lee (Lee pass failed), 1:03, 4th

TEAM STATISTICS	LSU	AU
First Downs	20	16
Rushes-Yards	38-178	36-70
Passing Yards	220	250
Comp-Att-Int	14-29-1	17-32-2
Total Plays-Yards	67-398	68-320
Punts-Avg.	6-48.3	7-35.4
Fumbles-Lost	3-0	1-0
Penalties-Yards	5-55	2-10
3rd Down Conv.	4-of-14	4-of-14
Time of Possession	31:00	29:00

On its first possession of the second half, LSU's Lee hit Chris Mitchell for 39 yards and the touchdown to put the score at 14-10 in favor of Auburn.

Following a Todd interception, LSU moved 89 yards on four plays with three passes exceeding 20 yards. The drive was capped off by a halfback pass from Keiland Williams to Demetrius Byrd from 22 yards out as time expired in the third quarter to take a 17-14 lead into the final quarter.

LSU extended its lead on a David field goal from 32 yards out to go up 20-14 with 8:27 left.

Auburn stormed back on the ensuing possession. Starting on its own 26-yard line, Todd again found Hawthorne for a 58-yard

gain. Tate rushed for three yards before Todd connected with Robert Dunn in the end zone for the touchdown to regain the lead, 21-20.

The Auburn defense forced LSU to go three-and-out on its next possession, but Auburn was unable to move the ball in response and was forced to punt.

With four minutes left on the clock and working from its own 46-yard line, LSU picked up three first downs to move to the Auburn 18-yard line to set up the game-deciding touchdown.

Hawthorne finished the game as Auburn's leading receiver with 87 yards through the air. His 58-yard catch midway through the fourth quarter would tie for Auburn's longest play from scrimmage all season.

2009 Auburn Football Game Notes

AUBURN-LSU SERIES RESULTS

(LSU leads 23-19-1)

YEAR	SCORE	SITE	DATE	YEAR	SCORE	SITE	DATE
1901:	AU, 28-0	at Baton Rouge	Nov. 20	1989:	AU, 10-6	at Auburn	Oct. 14
1902:	LSU, 5-0	at Baton Rouge	Oct. 27	1992:	AU, 30-28	at Auburn	Sept. 19
1903:	AU, 12-0	at Auburn	Nov. 11	1993:	AU, 34-10	at Baton Rouge	Sept. 18
1908:	LSU, 10-2	at Auburn	Oct. 31	1994:	AU, 30-26	at Auburn	Sept. 17
1912:	AU, 7-0	at Mobile, AL	Nov. 9	1995:	LSU, 12-6	at Baton Rouge	Sept. 16
1913:	AU, 7-0	at Mobile, AL	Nov. 1	1996:	LSU, 19-15	at Auburn	Sept. 21
1924:	AU, 3-0	at Birmingham, AL	Oct. 25	1997:	AU, 31-28	at Baton Rouge	Sept. 20
1926:	LSU, 10-0	at Montgomery, AL	Oct. 16	1998:	LSU, 31-19	at Auburn	Sept. 19
1927:	LSU, 9-0	at Montgomery, AL	Oct. 15	1999:	AU, 41-7	at Baton Rouge	Sept. 18
1934:	LSU, 20-6	at Baton Rouge	Oct. 13	2000:	AU, 34-17	at Auburn	Sept. 16
1935:	LSU, 6-0	at Baton Rouge	Nov. 2	2001:	LSU, 27-15	at Baton Rouge	Dec. 1
1936:	LSU, 19-6	at Birmingham, AL	Nov. 14	2002:	AU, 31-7	at Auburn	Oct. 26
1937:	LSU, 9-7	at Baton Rouge	Nov. 13	2003:	LSU, 31-7	at Baton Rouge	Oct. 25
1938:	AU, 28-6	at Birmingham, AL	Nov. 12	2004:	AU, 10-9	at Auburn	Sept. 18
1939:	AU, 21-7	at Baton Rouge	Nov. 18	2005:	LSU, 20-17 (OT)	at Baton Rouge	Oct. 22
1940:	LSU, 21-13	at Birmingham, AL	Nov. 16	2006:	AU, 7-3	at Auburn	Sept. 16
1941:	Tie, 7-7	at Baton Rouge	Nov. 15	2007:	LSU, 30-24	at Baton Rouge	Oct. 20
1942:	AU, 25-7	at Birmingham, AL	Nov. 14	2008:	LSU, 26-21	at Auburn	Sept. 20
1969:	LSU, 21-20	at Baton Rouge	Oct. 25	at Auburn: AU leads, 9-6			
1970:	LSU, 17-9	at Auburn	Oct. 24	at Baton Rouge: LSU leads, 13-5-1			
1972:	LSU, 35-7	at Baton Rouge	Oct. 14	at Neutral Sites: AU leads, 5-4			
1973:	LSU, 20-6	at Auburn	Oct. 13	at Birmingham, AL: AU leads, 3-2			
1980:	LSU, 21-17	at Baton Rouge	Oct. 11	at Mobile, AL: AU leads, 2-0			
1981:	AU, 19-7	at Auburn	Oct. 10	at Montgomery, AL: LSU leads, 2-0			
1988:	LSU, 7-6	at Baton Rouge	Oct. 8				

TOP PERFORMANCES VS. LSU

INDIVIDUAL BESTS

Rushing Attempts36, Rudi Johnson, 2000
.....35, James Brooks, 1980
Rushing Yards218, Kenny Irons, 2005
.....210, James Brooks, 1980
.....139, Rudi Johnson, 2000
Receptions9, Clifton Robinson, 1998
Receiving Yards134, Terry Beasley, 1970
.....130, Clifton Robinson, 1998
Passing Attempts45, Dameyune Craig, 1997
.....40, Brandon Cox, 2005
.....38, Ben Leard, 1998
Passing Completions23, Dameyune Craig, 1997
.....21, Ben Leard, 2000
.....21, Ben Leard, 1998
Passing Yards342, Dameyune Craig, 1997
.....304, Ben Leard, 1999
Passing Touchdowns3, Ben Leard, 1999

TEAM BESTS

Rushing Attempts62, 1980
Rushing Yards340, 1980
Passing Attempts45, 1997
Passing Completions23, 1997
Passing Yards342, 1997
Total Offense554, 1993

GAME-BY-GAME STATISTICS

(since 1969)

Date	Site	Result	Attend	Rank		AU				Passing				Tot Off		LSU				Tot Off							
				AU	LSU	FD	No	Yds	TD	C-	A-	I	Yds	TD	No	Yds	FD	No	Yds	TD	C-	A-	I	Yds	TD	No	Yds
10-25-69	Baton Rouge	L, 20-21	65,000	14	9	18	45	76	1	19-	34-	1	221	2	79	297	14	55	149	1	9-	19-	1	157	2	74	306
10-24-70	Auburn	L, 9-17	62,392	6	14	14	27	79	0	17-	33-	3	217	0	60	296	14	60	158	1	5-	14-	1	77	1	74	235
10-14-72	Baton Rouge	L, 7-35	70,132	9	8	14	43	95	1	8-	16-	1	116	0	59	211	22	55	259	1	13-	20-	2	218	4	75	477
10-13-73	Auburn	L, 6-20	64,331			5	31	33	1	7-	12-	1	57	0	43	90	18	68	239	1	5-	12-	0	118	1	80	357
10-11-80	Baton Rouge	L, 17-21	76,094	---	---	20	61	348	2	5-	18-	2	86	0	79	434	15	42	153	2	15-	21-	1	175	1	63	328
10-10-81	Auburn	W, 19-7	61,000	---	---	17	72	257	1	4-	10-	0	43	1	82	300	13	27	38	1	20-	28-	0	189	0	55	227
10-8-88	Baton Rouge	L, 6-7	79,431	4	---	16	37	149	0	17-	35-	2	167	0	72	316	13	27	28	0	19-	42-	0	185	1	69	213
10-14-89	Auburn	W, 10-6	85,214	12	---	22	51	186	1	15-	24-	1	120	0	75	306	13	36	56	0	13-	21-	0	173	0	57	229
9-19-92	Auburn	W, 30-28	76,637	---	---	19	52	158	2	15-	32-	2	133	0	84	291	12	32	92	2	14-	28-	2	201	2	60	293
9-18-93	Baton Rouge	W, 34-10	71,936	---	---	27	48	265	3	21-	30-	0	289	1	78	554	11	26	142	0	9-	37-	1	103	1	63	245
9-17-94	Auburn	W, 30-26	84,754	11	---	8	30	71	0	9-	23-	0	94	0	53	165	21	47	127	1	18-	42-	6	280	1	89	407
9-16-95	Baton Rouge	L, 6-12	80,559	5	---	18	30	147	0	19-	36-	1	127	0	66	274	17	36	73	0	19-	30-	1	220	1	66	293
9-21-96	Auburn	L, 15-19	85,214	13	21	21	35	97	1	25-	39-	2	266	1	74	363	12	36	90	1	14-	25-	2	151	0	61	241
9-20-97	Baton Rouge	W, 31-28	80,538	12	10	22	33	65	2	23-	45-	0	342	2	78	407	19	47	377	3	6-	21-	2	115	1	68	492
9-19-98	Auburn	L, 19-31	85,214	---	7	20	28	21	0	21-	38-	3	285	2	66	306	7	42	132	1	16-	20-	0	174	3	62	306
9-18-99	Baton Rouge	W, 41-7	80,562	---	---	19	47	86	2	18-	26-	0	340	3	73	426	22	21	26	0	33-	69-	4	316	1	90	342
9-16-00	Auburn	W, 34-17	85,612	24	---	22	48	196	1	21-	30-	0	225	2	78	421	12	26	83	0	12-	30-	1	214	2	56	297
12-1-01	Baton Rouge	L, 14-27	92,141	22	25	15	30	116	1	13-	27-	2	177	1	57	293	23	42	188	1	17-	35-	1	243	2	77	431
10-26-02	Auburn	W, 31-7	85,366	---	10	14	45	216	3	7-	11-	0	105	1	56	321	14	41	163	1	9-	20-	4	79	0	61	242
10-23-03	Baton Rouge	L, 7-31	92,085	17	9	15	34	50	0	19-	27-	0	143	0	61	193	15	33	157	1	17-	28-	1	224	3	61	381
9-18-04	Auburn	W, 10-9	87,451	14	5	16	39	140	0	16-	27-	0	170	1	66	301	18	34	131	0	12-	28-	1	168	1	62	308
10-22-05	Baton Rouge	L, 17-20 (OT)	92,664	15	7	20	38	230	1	16-	41-	0	221	1	79	451	17	34	149	0	16-	33-	0	190	1	67	339
9-16-06	Auburn	W, 7-3	87,451	3	6	13	38	72	1	11-	20-	1	110	0	58	182	16	23	42	0	20-	37-	0	269	0	60	311
10-20-07	Baton Rouge	L, 24-30	92,630	18	5	16	35	97	1	18-	28-	0	199	2	63	296	23	33	169	0	22-	35-	1	319	3	68	488
9-20-08	Auburn	L, 21-26	87,451	10	6	16	36	70	1	17-	32-	2	250	1	68	320	20	38	178	0	14-	29-	1	220	3	67	398

2009 Auburn Honors and Awards

DARVIN ADAMS

- ▶ Phil Steele Midseason All-SEC First Team

WES BYRUM

- ▶ College Football Performance Awards Honorable Mention Placekicker of the Week (Sept. 7)
- ▶ SEC Special Teams Player of the Week (Oct. 5)
- ▶ Lou Groza Award Star of the Week (Oct. 5)
- ▶ Phil Steele Midseason All-SEC Third Team

ANTONIO COLEMAN

- ▶ SEC Defensive Lineman of the Week (Sept. 14)
- ▶ Lowe's Senior CLASS Award Watch List
- ▶ Rotary Lombardi Award Watch List
- ▶ Ted Hendricks Award Watch List
- ▶ Chuck Bednarik Award Watch List
- ▶ Bronko Nagurski Award Watch List
- ▶ *Lindy's* Preseason All-America Second Team
- ▶ *Athlon Sports* Preseason All-America Second Team
- ▶ Phil Steele Preseason All-America Third Team
- ▶ *Lindy's* Preseason All-SEC First Team
- ▶ *Athlon Sports* Preseason All-SEC First Team
- ▶ *Sports Illustrated* Preseason All-SEC Second Team
- ▶ Phil Steele Preseason All-SEC First Team
- ▶ Coaches' All-SEC Second Team
- ▶ Media All-SEC First Team
- ▶ Phil Steele Midseason All-SEC First Team
- ▶ Phil Steele Midseason All-America Third Team

CLINTON DURST

- ▶ *Sports Illustrated* Preseason All-SEC Second Team
- ▶ Phil Steele Preseason All-SEC First Team
- ▶ Media All-SEC Second Team
- ▶ Phil Steele Midseason All-SEC Third Team

GUS MALZAHN

- ▶ Rivals.com National Coordinator of the Week (Sept. 14)

ONTERIO MCCALEBB

- ▶ SEC Freshman of the Week (Sept. 7)
- ▶ SEC Freshman of the Week (Oct. 5)

RYAN PUGH

- ▶ *Lindy's* Preseason All-SEC First Team
- ▶ Phil Steele Midseason All-SEC Third Team

CRAIG STEVENS

- ▶ SEC Defensive Player of the Week (Sept. 21)
- ▶ Phil Steele Midseason All-SEC Third Team

BEN TATE

- ▶ Maxwell Award Watch List
- ▶ *Athlon Sports* Preseason All-SEC Third Team
- ▶ Phil Steele Preseason All-SEC Second Team
- ▶ Coaches' All-SEC Third Team
- ▶ College Football Performance Awards Honorable Mention Running Back of the Week (Oct. 11)
- ▶ Phil Steele Midseason All-SEC Second Team

NEIKO THORPE

- ▶ Phil Steele Midseason All-SEC Third Team

CHRIS TODD

- ▶ Maxwell Award Watch List
- ▶ College Football Performance Awards Honorable Mention Quarterback of the Week (Sept. 27)

TOMMY TROTT

- ▶ John Mackey Award Watch List

LEE ZIEMBA

- ▶ *Lindy's* Preseason All-SEC Second Team
- ▶ *Athlon Sports* Preseason All-SEC Second Team
- ▶ *Sports Illustrated* Preseason All-SEC Second Team
- ▶ Coaches' All-SEC Second Team
- ▶ Media All-SEC Second Team
- ▶ Phil Steele Midseason All-SEC Second Team

Auburn's 2009 Opponents/Polls

<p>LOUISIANA TECH (3-3, 2-1 WAC)</p> <p>Sept. 5 at Auburn [ESPNU] L, 13-37 Sept. 12 at Navy [CBS] L, 14-32 Sept. 19 NICHOLLS STATE W, 48-13 Sept. 30 HAWAII [ESPN2] W, 27-6 Oct. 9 at Nevada [ESPN] L, 14-37 Oct. 17 NEW MEXICO STATE W, 45-7 Oct. 24 at Utah State [ERT] 2 p.m. Oct. 31 at Idaho [ERT] 4 p.m. Nov. 6 BOISE STATE [ESPN2] 7 p.m. Nov. 14 at LSU 7 p.m. Nov. 21 at Fresno State 4 p.m. Dec. 5 SAN JOSE STATE [ERT] 1 p.m.</p> <p>MISSISSIPPI STATE (3-4, 1-2 SEC)</p> <p>Sept. 5 JACKSON STATE [ESPNU] W, 45-7 Sept. 12 at Auburn [FSS] L, 24-49 Sept. 19 at Vanderbilt [FSS] W, 14-3 Sept. 26 #7/7 LSU [SEC Net] L, 26-30 Oct. 3 GEORGIA TECH [CSS] L, 31-42 Oct. 10 HOUSTON [ESPNU] L, 24-31 Oct. 17 at Middle Tennessee [ESPNU] W, 27-6 Oct. 24 #2/1/1 FLORIDA [ESPN] 6:30 p.m. Oct. 31 at Kentucky [FSS] 6 p.m. Nov. 14 ALABAMA TBA Nov. 21 at Arkansas TBA Nov. 28 OLE MISS TBA</p> <p>WEST VIRGINIA (5-1, 1-0 BIG EAST)</p> <p>Sept. 5 LIBERTY W, 33-20 Sept. 12 EAST CAROLINA W, 35-20 Sept. 19 at Auburn [ESPN2] L, 30-41 Oct. 1 COLORADO [ESPN] W, 35-24 Oct. 10 at Syracuse W, 34-13 Oct. 17 MARSHALL W, 24-7 Oct. 24 CONNECTICUT 12 p.m. Oct. 30 at South Florida [ESPN2] 8 p.m. Nov. 7 LOUISVILLE TBA Nov. 13 at Cincinnati [ESPN2] 8 p.m. Nov. 27 PITTSBURGH TBA Dec. 5 at Rutgers TBA</p> <p>BALL STATE (0-7, 0-3 MAC)</p> <p>Sept. 3 NORTH TEXAS [ESPNU] L, 10-20 Sept. 12 NEW HAMPSHIRE L, 16-23 Sept. 19 at Army [CBS Coll.] L, 17-24 Sept. 26 at Auburn [FSN] L, 30-54 Oct. 3 TOLEDO L, 30-37 Oct. 10 at Temple L, 19-24 Oct. 17 BOWLING GREEN L, 17-31 Oct. 24 at Eastern Michigan 1 p.m. Oct. 31 OHIO 12 p.m. Nov. 12 at Northern Illinois [ESPNU] TBA Nov. 18 CENTRAL MICHIGAN [ESPNU/2] 6/8 p.m. Nov. 24 at Western Michigan [ESPN2] 7 p.m.</p>	<p>TENNESSEE (3-3, 1-2 SEC)</p> <p>Sept. 5 W. KENTUCKY [SEC NET] W, 63-7 Sept. 12 UCLA [ESPN] L, 15-19 Sept. 19 at #1/1 Florida [CBS] L, 13-23 Sept. 26 OHIO W, 34-23 Oct. 3 AUBURN [ESPN] L, 22-26 Oct. 10 GEORGIA [SEC Net] W, 45-19 Oct. 24 at #1/2/2 Alabama [CBS] 3:30 p.m. Oct. 31 SOUTH CAROLINA [ESPN] 7:45 p.m. Nov. 7 MEMPHIS TBA Nov. 14 at Mississippi TBA Nov. 21 VANDERBILT TBA Nov. 28 at Kentucky TBA</p> <p>ARKANSAS (3-3, 1-3 SEC)</p> <p>Sept. 5 MISSOURI STATE W, 48-10 Sept. 19 #23/20 GEORGIA [ESPN] L, 41-52 Sept. 26 at #3/3 Alabama [CBS] L, 7-35 Oct. 3 at Texas A&M [ESPN2] W, 47-19 Oct. 10 #17/19/19 AUBURN [ESPN] W, 44-23 Oct. 17 at #1/1/1 Florida [CBS] L, 20-23 Oct. 24 at #NR/25/NR Ole Miss [SEC Net] 11:21 a.m. Oct. 31 EASTERN MICHIGAN [ESPNU] 6 p.m. Nov. 7 SOUTH CAROLINA TBA Nov. 14 TROY TBA Nov. 21 OLE MISS TBA Nov. 28 at LSU TBA</p> <p>KENTUCKY (3-3, 1-3 SEC)</p> <p>Sept. 5 at Miami (Ohio) [ESPN] W, 42-0 Sept. 19 LOUISVILLE [ESPN] W, 31-27 Sept. 26 #1/1 FLORIDA [ESPN2] L, 7-41 Oct. 3 ALABAMA [SEC Net] L, 20-38 Oct. 10 at #25/NR/NR South Carolina [FSN] L, 26-28 Oct. 17 at #NR/NR/24 Auburn [ESPNU] W, 21-14 Oct. 24 LA.-MONROE [FSS] 7 p.m. Oct. 31 MISSISSIPPI STATE [FSS] 7 p.m. Nov. 7 EASTERN KENTUCKY TBA Nov. 14 at Vanderbilt TBA Nov. 21 at Georgia TBA Nov. 28 TENNESSEE TBA</p> <p>LSU (5-1, 3-1 SEC)</p> <p>Sept. 5 at Washington W, 31-23 Sept. 12 VANDERBILT [ESPN] W, 23-9 Sept. 19 UL-LAFAYETTE [ESPNU] W, 31-3 Sept. 26 at Mississippi State [SEC Net] W, 30-26 Oct. 3 at Georgia [CBS] W, 20-13 Oct. 10 #1/1/1 FLORIDA [CBS] L, 3-13 Oct. 24 AUBURN [ESPN2] 6:30 p.m. Oct. 31 TULANE 7 p.m. Nov. 7 at Alabama TBA Nov. 14 LOUISIANA TECH 7 p.m. Nov. 21 at Ole Miss TBA Nov. 28 ARKANSAS TBA</p>	<p>OLE MISS (3-3, 1-2 SEC)</p> <p>Sept. 6 at Memphis [ESPN] W, 45-14 Sept. 19 SE LOUISIANA [CSS] W, 52-6 Sept. 24 at South Carolina [ESPN] L, 10-16 Oct. 3 at Vanderbilt [ESPNU] W, 23-7 Oct. 10 #3/3/3 ALABAMA [CBS] L, 3-22 Oct. 17 UAB [FSS] W, 48-13 Oct. 24 ARKANSAS [SEC Net] 11:21 a.m. Oct. 31 at Auburn [SEC Net] 11:21 a.m. Nov. 7 NORTHERN ARIZONA TBA Nov. 14 TENNESSEE TBA Nov. 21 LSU TBA Nov. 28 at Mississippi State TBA</p> <p>FURMAN (4-2)</p> <p>Sept. 5 PRESBYTERIAN [My 40] W, 45-21 Sept. 12 at Chattanooga W, 38-20 Sept. 19 at #NR/25 Missouri L, 12-52 Sept. 26 at Western Carolina W, 33-14 Oct. 3 ELON L, 12-19 Oct. 17 SAMFORD W, 26-24 Oct. 24 at The Citadel 2 p.m. Oct. 31 APPALACHIAN STATE 12 p.m. Nov. 7 at Auburn TBA Nov. 14 at Georgia Southern 2 p.m. Nov. 21 WOFFORD 3 p.m.</p> <p>GEORGIA (4-3, 3-2 SEC)</p> <p>Sept. 5 at #9/11 Oklahoma State [ABC] L, 10-24 Sept. 12 SOUTH CAROLINA [ESPN2] W, 41-37 Sept. 19 at Arkansas [ESPN] W, 52-41 Sept. 26 ARIZONA STATE [ESPNU] W, 20-17 Oct. 3 LSU [CBS] L, 13-20 Oct. 10 at Tennessee [SEC Net] L, 19-45 Oct. 17 at Vanderbilt [SEC Net] W, 34-10 Oct. 31 at Florida [CBS] 3:30 p.m. Nov. 7 TENNESSEE TECH TBA Nov. 14 AUBURN TBA Nov. 21 KENTUCKY TBA Nov. 28 at Georgia Tech TBA</p> <p>ALABAMA (7-0, 4-0 SEC)</p> <p>Sept. 5 vs. #7/7 Virginia Tech [ABC] W, 34-24 Sept. 12 FLORIDA INTERNATIONAL W, 40-14 Sept. 19 NORTH TEXAS [SEC Net] W, 53-7 Sept. 26 ARKANSAS [CBS] W, 35-7 Oct. 3 at Kentucky [SEC Net] W, 38-20 Oct. 10 at #20/16/18 Ole Miss [CBS] W, 22-3 Oct. 17 #22/22/22 S. CAROLINA [ESPN] W, 20-6 Oct. 24 TENNESSEE [CBS] 2:30 p.m. Nov. 7 LSU TBA Nov. 14 at Mississippi State TBA Nov. 21 TENNESSEE-CHATTANOOGA TBA Nov. 27 at Auburn [CBS] 1:30 p.m.</p>
--	--	--

<p>ASSOCIATED PRESS TOP 25 POLL</p> <table border="1" style="width: 100%; border-collapse: collapse;"> <thead> <tr> <th>Rk</th> <th>School (1st)</th> <th>Record</th> <th>Pts.</th> <th>Prv.</th> </tr> </thead> <tbody> <tr><td>1.</td><td>Alabama (39)</td><td>7-0</td><td>1447</td><td>2</td></tr> <tr><td>2.</td><td>Florida (20)</td><td>6-0</td><td>1434</td><td>1</td></tr> <tr><td>3.</td><td>Texas</td><td>6-0</td><td>1365</td><td>3</td></tr> <tr><td>4.</td><td>USC</td><td>5-1</td><td>1213</td><td>6</td></tr> <tr><td>5.</td><td>Cincinnati</td><td>6-0</td><td>1163</td><td>8</td></tr> <tr><td>6.</td><td>Boise State</td><td>6-0</td><td>1156</td><td>5</td></tr> <tr><td>7.</td><td>Iowa</td><td>7-0</td><td>1092</td><td>11</td></tr> <tr><td>8.</td><td>Miami (Fla.)</td><td>5-1</td><td>1056</td><td>9</td></tr> <tr><td>9.</td><td>LSU</td><td>5-1</td><td>1014</td><td>10</td></tr> <tr><td>10.</td><td>TCU</td><td>6-0</td><td>1001</td><td>12</td></tr> <tr><td>11.</td><td>Georgia Tech</td><td>6-1</td><td>861</td><td>19</td></tr> <tr><td>12.</td><td>Oregon</td><td>5-1</td><td>849</td><td>13</td></tr> <tr><td>13.</td><td>Penn State</td><td>6-1</td><td>753</td><td>14</td></tr> <tr><td>14.</td><td>Oklahoma State</td><td>5-1</td><td>690</td><td>16</td></tr> <tr><td>15.</td><td>Virginia Tech</td><td>5-2</td><td>684</td><td>4</td></tr> <tr><td>16.</td><td>BYU</td><td>6-1</td><td>601</td><td>18</td></tr> <tr><td>17.</td><td>Houston</td><td>5-1</td><td>478</td><td>23</td></tr> <tr><td>18.</td><td>Ohio State</td><td>5-2</td><td>373</td><td>7</td></tr> <tr><td>19.</td><td>Utah</td><td>5-1</td><td>350</td><td>24</td></tr> <tr><td>20.</td><td>Pittsburgh</td><td>6-1</td><td>330</td><td>NR</td></tr> <tr><td>21.</td><td>Texas Tech</td><td>5-2</td><td>286</td><td>NR</td></tr> <tr><td>22.</td><td>West Virginia</td><td>5-1</td><td>205</td><td>NR</td></tr> <tr><td>23.</td><td>South Carolina</td><td>5-2</td><td>159</td><td>22</td></tr> <tr><td>24.</td><td>Kansas</td><td>5-1</td><td>120</td><td>17</td></tr> <tr><td>25.</td><td>Oklahoma</td><td>3-3</td><td>117</td><td>20</td></tr> </tbody> </table> <p>OTHERS RECEIVING VOTES Notre Dame 61, Mississippi 59, South Florida 57, Nebraska 52, Michigan 41, Central Michigan 39, Arizona 25, Cal 9, Arkansas 8, Oregon State 5, Missouri 4, Wisconsin 4, Navy 4, Idaho 4, Boston College 3, Auburn 3.</p>	Rk	School (1st)	Record	Pts.	Prv.	1.	Alabama (39)	7-0	1447	2	2.	Florida (20)	6-0	1434	1	3.	Texas	6-0	1365	3	4.	USC	5-1	1213	6	5.	Cincinnati	6-0	1163	8	6.	Boise State	6-0	1156	5	7.	Iowa	7-0	1092	11	8.	Miami (Fla.)	5-1	1056	9	9.	LSU	5-1	1014	10	10.	TCU	6-0	1001	12	11.	Georgia Tech	6-1	861	19	12.	Oregon	5-1	849	13	13.	Penn State	6-1	753	14	14.	Oklahoma State	5-1	690	16	15.	Virginia Tech	5-2	684	4	16.	BYU	6-1	601	18	17.	Houston	5-1	478	23	18.	Ohio State	5-2	373	7	19.	Utah	5-1	350	24	20.	Pittsburgh	6-1	330	NR	21.	Texas Tech	5-2	286	NR	22.	West Virginia	5-1	205	NR	23.	South Carolina	5-2	159	22	24.	Kansas	5-1	120	17	25.	Oklahoma	3-3	117	20	<p>USA TODAY COACHES TOP 25 POLL</p> <table border="1" style="width: 100%; border-collapse: collapse;"> <thead> <tr> <th>Rk</th> <th>School (1st)</th> <th>Record</th> <th>Pts.</th> <th>Prv.</th> </tr> </thead> <tbody> <tr><td>1.</td><td>Florida (49)</td><td>6-0</td><td>1464</td><td>1</td></tr> <tr><td>2.</td><td>Alabama (9)</td><td>7-0</td><td>1398</td><td>3</td></tr> <tr><td>3.</td><td>Texas (1)</td><td>6-0</td><td>1386</td><td>2</td></tr> <tr><td>4.</td><td>USC</td><td>5-1</td><td>1237</td><td>5</td></tr> <tr><td>5.</td><td>Boise State</td><td>6-0</td><td>1153</td><td>6</td></tr> <tr><td>6.</td><td>Cincinnati</td><td>6-0</td><td>1104</td><td>9</td></tr> <tr><td>7.</td><td>TCU</td><td>6-0</td><td>1069</td><td>8</td></tr> <tr><td>8.</td><td>Iowa</td><td>7-0</td><td>1037</td><td>12</td></tr> <tr><td>9.</td><td>Miami (Fla.)</td><td>5-1</td><td>998</td><td>11</td></tr> <tr><td>10.</td><td>LSU</td><td>5-1</td><td>995</td><td>10</td></tr> <tr><td>11.</td><td>Penn State</td><td>6-1</td><td>894</td><td>13</td></tr> <tr><td>12.</td><td>Oklahoma State</td><td>5-1</td><td>795</td><td>14</td></tr> <tr><td>13.</td><td>Georgia Tech</td><td>6-1</td><td>779</td><td>20</td></tr> <tr><td>14.</td><td>Oregon</td><td>5-1</td><td>769</td><td>16</td></tr> <tr><td>15.</td><td>Virginia Tech</td><td>5-2</td><td>672</td><td>4</td></tr> <tr><td>16.</td><td>BYU</td><td>6-1</td><td>577</td><td>19</td></tr> <tr><td>17.</td><td>Ohio State</td><td>5-2</td><td>481</td><td>7</td></tr> <tr><td>18.</td><td>Houston</td><td>5-1</td><td>421</td><td>23</td></tr> <tr><td>19.</td><td>Pittsburgh</td><td>6-1</td><td>328</td><td>NR</td></tr> <tr><td>20.</td><td>Utah</td><td>5-1</td><td>300</td><td>NR</td></tr> <tr><td>21.</td><td>Kansas</td><td>5-1</td><td>222</td><td>15</td></tr> <tr><td>22.</td><td>West Virginia</td><td>5-1</td><td>188</td><td>NR</td></tr> <tr><td>23.</td><td>South Carolina</td><td>5-2</td><td>142</td><td>22</td></tr> <tr><td>24.</td><td>Texas Tech</td><td>5-2</td><td>132</td><td>NR</td></tr> <tr><td>25.</td><td>Mississippi</td><td>4-2</td><td>114</td><td>NR</td></tr> </tbody> </table> <p>OTHERS RECEIVING VOTES Oklahoma 113, S. Florida 104, Nebraska 84, Central Mich. 34, Notre Dame 31, Boston Coll. 26, Wisconsin 26, Arkansas 19, Michigan 13, Georgia 12, Missouri 11, Oregon St. 10, Auburn 8, Idaho 8, Arizona 7, Cal 7, Michigan St. 5, N. Carolina 1, Rutgers 1.</p>	Rk	School (1st)	Record	Pts.	Prv.	1.	Florida (49)	6-0	1464	1	2.	Alabama (9)	7-0	1398	3	3.	Texas (1)	6-0	1386	2	4.	USC	5-1	1237	5	5.	Boise State	6-0	1153	6	6.	Cincinnati	6-0	1104	9	7.	TCU	6-0	1069	8	8.	Iowa	7-0	1037	12	9.	Miami (Fla.)	5-1	998	11	10.	LSU	5-1	995	10	11.	Penn State	6-1	894	13	12.	Oklahoma State	5-1	795	14	13.	Georgia Tech	6-1	779	20	14.	Oregon	5-1	769	16	15.	Virginia Tech	5-2	672	4	16.	BYU	6-1	577	19	17.	Ohio State	5-2	481	7	18.	Houston	5-1	421	23	19.	Pittsburgh	6-1	328	NR	20.	Utah	5-1	300	NR	21.	Kansas	5-1	222	15	22.	West Virginia	5-1	188	NR	23.	South Carolina	5-2	142	22	24.	Texas Tech	5-2	132	NR	25.	Mississippi	4-2	114	NR	<p>HARRIS INTERACTIVE POLL</p> <table border="1" style="width: 100%; border-collapse: collapse;"> <thead> <tr> <th>Rk</th> <th>School (1st)</th> <th>Record</th> <th>Pts.</th> <th>Prv.</th> </tr> </thead> <tbody> <tr><td>1.</td><td>Florida (77)</td><td>6-0</td><td>2802</td><td>1</td></tr> <tr><td>2.</td><td>Alabama (33)</td><td>7-0</td><td>2736</td><td>2</td></tr> <tr><td>3.</td><td>Texas (4)</td><td>6-0</td><td>2661</td><td>2</td></tr> <tr><td>4.</td><td>USC</td><td>5-1</td><td>2394</td><td>6</td></tr> <tr><td>5.</td><td>Boise State</td><td>6-0</td><td>2289</td><td>5</td></tr> <tr><td>6.</td><td>Cincinnati</td><td>6-0</td><td>2173</td><td>8</td></tr> <tr><td>7.</td><td>Iowa</td><td>7-0</td><td>2045</td><td>11</td></tr> <tr><td>8.</td><td>TCU</td><td>6-0</td><td>2015</td><td>10</td></tr> <tr><td>9.</td><td>LSU</td><td>5-1</td><td>1996</td><td>9</td></tr> <tr><td>10.</td><td>Miami (Fla.)</td><td>5-1</td><td>1896</td><td>12</td></tr> <tr><td>11.</td><td>Penn State</td><td>6-1</td><td>1620</td><td>13</td></tr> <tr><td>12.</td><td>Oregon</td><td>5-1</td><td>1577</td><td>14</td></tr> <tr><td>13.</td><td>Georgia Tech</td><td>6-1</td><td>1489</td><td>20</td></tr> <tr><td>14.</td><td>Oklahoma State</td><td>5-1</td><td>1436</td><td>15</td></tr> <tr><td>15.</td><td>Virginia Tech</td><td>5-2</td><td>1278</td><td>4</td></tr> <tr><td>16.</td><td>BYU</td><td>6-1</td><td>1210</td><td>17</td></tr> <tr><td>17.</td><td>Ohio State</td><td>5-2</td><td>937</td><td>7</td></tr> <tr><td>18.</td><td>Houston</td><td>5-1</td><td>834</td><td>23</td></tr> <tr><td>19.</td><td>Utah</td><td>5-1</td><td>627</td><td>NR</td></tr> <tr><td>20.</td><td>Pittsburgh</td><td>6-1</td><td>545</td><td>NR</td></tr> <tr><td>21.</td><td>Kansas</td><td>5-1</td><td>403</td><td>16</td></tr> <tr><td>22.</td><td>Texas Tech</td><td>5-2</td><td>316</td><td>NR</td></tr> <tr><td>23.</td><td>West Virginia</td><td>5-1</td><td>275</td><td>NR</td></tr> <tr><td>24.</td><td>South Florida</td><td>5-1</td><td>252</td><td>21</td></tr> <tr><td>25.</td><td>Oklahoma</td><td>3-3</td><td>247</td><td>18</td></tr> </tbody> </table> <p>OTHERS RECEIVING VOTES S. Carolina 216, Mississippi 181, Notre Dame 105, Nebraska 99, Michigan 63, Central Mich. 61, Arkansas 37, Boston Coll. 28, Cal 28, Missouri 28, Idaho 27, Arizona 19, Auburn 18, Wisconsin 18, Oregon St. 17, UConn 14, Michigan St. 14, Georgia 9, Navy 7, Clemson 3, Stanford 3, Temple 1, Troy 1.</p>	Rk	School (1st)	Record	Pts.	Prv.	1.	Florida (77)	6-0	2802	1	2.	Alabama (33)	7-0	2736	2	3.	Texas (4)	6-0	2661	2	4.	USC	5-1	2394	6	5.	Boise State	6-0	2289	5	6.	Cincinnati	6-0	2173	8	7.	Iowa	7-0	2045	11	8.	TCU	6-0	2015	10	9.	LSU	5-1	1996	9	10.	Miami (Fla.)	5-1	1896	12	11.	Penn State	6-1	1620	13	12.	Oregon	5-1	1577	14	13.	Georgia Tech	6-1	1489	20	14.	Oklahoma State	5-1	1436	15	15.	Virginia Tech	5-2	1278	4	16.	BYU	6-1	1210	17	17.	Ohio State	5-2	937	7	18.	Houston	5-1	834	23	19.	Utah	5-1	627	NR	20.	Pittsburgh	6-1	545	NR	21.	Kansas	5-1	403	16	22.	Texas Tech	5-2	316	NR	23.	West Virginia	5-1	275	NR	24.	South Florida	5-1	252	21	25.	Oklahoma	3-3	247	18
Rk	School (1st)	Record	Pts.	Prv.																																																																																																																																																																																																																																																																																																																																																																																																				
1.	Alabama (39)	7-0	1447	2																																																																																																																																																																																																																																																																																																																																																																																																				
2.	Florida (20)	6-0	1434	1																																																																																																																																																																																																																																																																																																																																																																																																				
3.	Texas	6-0	1365	3																																																																																																																																																																																																																																																																																																																																																																																																				
4.	USC	5-1	1213	6																																																																																																																																																																																																																																																																																																																																																																																																				
5.	Cincinnati	6-0	1163	8																																																																																																																																																																																																																																																																																																																																																																																																				
6.	Boise State	6-0	1156	5																																																																																																																																																																																																																																																																																																																																																																																																				
7.	Iowa	7-0	1092	11																																																																																																																																																																																																																																																																																																																																																																																																				
8.	Miami (Fla.)	5-1	1056	9																																																																																																																																																																																																																																																																																																																																																																																																				
9.	LSU	5-1	1014	10																																																																																																																																																																																																																																																																																																																																																																																																				
10.	TCU	6-0	1001	12																																																																																																																																																																																																																																																																																																																																																																																																				
11.	Georgia Tech	6-1	861	19																																																																																																																																																																																																																																																																																																																																																																																																				
12.	Oregon	5-1	849	13																																																																																																																																																																																																																																																																																																																																																																																																				
13.	Penn State	6-1	753	14																																																																																																																																																																																																																																																																																																																																																																																																				
14.	Oklahoma State	5-1	690	16																																																																																																																																																																																																																																																																																																																																																																																																				
15.	Virginia Tech	5-2	684	4																																																																																																																																																																																																																																																																																																																																																																																																				
16.	BYU	6-1	601	18																																																																																																																																																																																																																																																																																																																																																																																																				
17.	Houston	5-1	478	23																																																																																																																																																																																																																																																																																																																																																																																																				
18.	Ohio State	5-2	373	7																																																																																																																																																																																																																																																																																																																																																																																																				
19.	Utah	5-1	350	24																																																																																																																																																																																																																																																																																																																																																																																																				
20.	Pittsburgh	6-1	330	NR																																																																																																																																																																																																																																																																																																																																																																																																				
21.	Texas Tech	5-2	286	NR																																																																																																																																																																																																																																																																																																																																																																																																				
22.	West Virginia	5-1	205	NR																																																																																																																																																																																																																																																																																																																																																																																																				
23.	South Carolina	5-2	159	22																																																																																																																																																																																																																																																																																																																																																																																																				
24.	Kansas	5-1	120	17																																																																																																																																																																																																																																																																																																																																																																																																				
25.	Oklahoma	3-3	117	20																																																																																																																																																																																																																																																																																																																																																																																																				
Rk	School (1st)	Record	Pts.	Prv.																																																																																																																																																																																																																																																																																																																																																																																																				
1.	Florida (49)	6-0	1464	1																																																																																																																																																																																																																																																																																																																																																																																																				
2.	Alabama (9)	7-0	1398	3																																																																																																																																																																																																																																																																																																																																																																																																				
3.	Texas (1)	6-0	1386	2																																																																																																																																																																																																																																																																																																																																																																																																				
4.	USC	5-1	1237	5																																																																																																																																																																																																																																																																																																																																																																																																				
5.	Boise State	6-0	1153	6																																																																																																																																																																																																																																																																																																																																																																																																				
6.	Cincinnati	6-0	1104	9																																																																																																																																																																																																																																																																																																																																																																																																				
7.	TCU	6-0	1069	8																																																																																																																																																																																																																																																																																																																																																																																																				
8.	Iowa	7-0	1037	12																																																																																																																																																																																																																																																																																																																																																																																																				
9.	Miami (Fla.)	5-1	998	11																																																																																																																																																																																																																																																																																																																																																																																																				
10.	LSU	5-1	995	10																																																																																																																																																																																																																																																																																																																																																																																																				
11.	Penn State	6-1	894	13																																																																																																																																																																																																																																																																																																																																																																																																				
12.	Oklahoma State	5-1	795	14																																																																																																																																																																																																																																																																																																																																																																																																				
13.	Georgia Tech	6-1	779	20																																																																																																																																																																																																																																																																																																																																																																																																				
14.	Oregon	5-1	769	16																																																																																																																																																																																																																																																																																																																																																																																																				
15.	Virginia Tech	5-2	672	4																																																																																																																																																																																																																																																																																																																																																																																																				
16.	BYU	6-1	577	19																																																																																																																																																																																																																																																																																																																																																																																																				
17.	Ohio State	5-2	481	7																																																																																																																																																																																																																																																																																																																																																																																																				
18.	Houston	5-1	421	23																																																																																																																																																																																																																																																																																																																																																																																																				
19.	Pittsburgh	6-1	328	NR																																																																																																																																																																																																																																																																																																																																																																																																				
20.	Utah	5-1	300	NR																																																																																																																																																																																																																																																																																																																																																																																																				
21.	Kansas	5-1	222	15																																																																																																																																																																																																																																																																																																																																																																																																				
22.	West Virginia	5-1	188	NR																																																																																																																																																																																																																																																																																																																																																																																																				
23.	South Carolina	5-2	142	22																																																																																																																																																																																																																																																																																																																																																																																																				
24.	Texas Tech	5-2	132	NR																																																																																																																																																																																																																																																																																																																																																																																																				
25.	Mississippi	4-2	114	NR																																																																																																																																																																																																																																																																																																																																																																																																				
Rk	School (1st)	Record	Pts.	Prv.																																																																																																																																																																																																																																																																																																																																																																																																				
1.	Florida (77)	6-0	2802	1																																																																																																																																																																																																																																																																																																																																																																																																				
2.	Alabama (33)	7-0	2736	2																																																																																																																																																																																																																																																																																																																																																																																																				
3.	Texas (4)	6-0	2661	2																																																																																																																																																																																																																																																																																																																																																																																																				
4.	USC	5-1	2394	6																																																																																																																																																																																																																																																																																																																																																																																																				
5.	Boise State	6-0	2289	5																																																																																																																																																																																																																																																																																																																																																																																																				
6.	Cincinnati	6-0	2173	8																																																																																																																																																																																																																																																																																																																																																																																																				
7.	Iowa	7-0	2045	11																																																																																																																																																																																																																																																																																																																																																																																																				
8.	TCU	6-0	2015	10																																																																																																																																																																																																																																																																																																																																																																																																				
9.	LSU	5-1	1996	9																																																																																																																																																																																																																																																																																																																																																																																																				
10.	Miami (Fla.)	5-1	1896	12																																																																																																																																																																																																																																																																																																																																																																																																				
11.	Penn State	6-1	1620	13																																																																																																																																																																																																																																																																																																																																																																																																				
12.	Oregon	5-1	1577	14																																																																																																																																																																																																																																																																																																																																																																																																				
13.	Georgia Tech	6-1	1489	20																																																																																																																																																																																																																																																																																																																																																																																																				
14.	Oklahoma State	5-1	1436	15																																																																																																																																																																																																																																																																																																																																																																																																				
15.	Virginia Tech	5-2	1278	4																																																																																																																																																																																																																																																																																																																																																																																																				
16.	BYU	6-1	1210	17																																																																																																																																																																																																																																																																																																																																																																																																				
17.	Ohio State	5-2	937	7																																																																																																																																																																																																																																																																																																																																																																																																				
18.	Houston	5-1	834	23																																																																																																																																																																																																																																																																																																																																																																																																				
19.	Utah	5-1	627	NR																																																																																																																																																																																																																																																																																																																																																																																																				
20.	Pittsburgh	6-1	545	NR																																																																																																																																																																																																																																																																																																																																																																																																				
21.	Kansas	5-1	403	16																																																																																																																																																																																																																																																																																																																																																																																																				
22.	Texas Tech	5-2	316	NR																																																																																																																																																																																																																																																																																																																																																																																																				
23.	West Virginia	5-1	275	NR																																																																																																																																																																																																																																																																																																																																																																																																				
24.	South Florida	5-1	252	21																																																																																																																																																																																																																																																																																																																																																																																																				
25.	Oklahoma	3-3	247	18																																																																																																																																																																																																																																																																																																																																																																																																				

2009 Auburn Depth Chart

Pronunciation Guide		Offense		Defense				
2	Aairon Savage AIR-un	DB	QB	12	Chris Todd (6-4, 210, Sr.)	LE	52	Antonio Coleman (6-3, 261, Sr.)
				19	Neil Caudle (6-3, 200, Jr.)		45	Antoine Carter (6-4, 263, Jr.)
				17	Tyrik Rollison (6-0, 194, Fr.)			
15	Neiko Thorpe NEE-ko	DB	TB	44	Ben Tate (5-11, 218, Sr.)	LT	93	Mike Blanc (6-4, 288, Jr.)
				23	Onterio McCalebb (5-10, 164, Fr.)		90	Nick Fairley (6-5, 293, So.)
				32	Eric Smith (5-10, 237, So.)	RT	91	Jake Ricks (6-4, 292, Sr.)
17	Tyrik Rollison TY-rick RAHL-ih-son	QB	FB	27	Mario Fannin (5-11, 225, Jr.)		97	Derrick Lykes (6-2, 284, RFr.)
				30	John Douglas (6-2, 241, So.) --OR--	RE	49	Michael Goggans (6-3, 264, Jr.)
				83	Gabe McKenzie (6-5, 252, Sr.)		95	Dee Ford (6-4, 214, Fr.)
19	Neil Caudle CAW-dull	QB	TE	5	Tommy Trott (6-5, 243, Sr.)	LLB	46	Craig Stevens (6-3, 223, Jr.)
				43	Philip Lutzenkirchen (6-4, 262, Fr.)		35	Jonathan Evans (5-11, 207, Fr.)
				82	Jay Wisner (6-2, 194, Jr.)	MLB	17	Josh Bynes (6-2, 239, Jr.)
23	Onterio McCalebb Mik-KAY-lub	RB	WR	81	Terrell Zachery (6-1, 203, Jr.)		31	Adam Herring (6-1, 216, So.)
				18	Kodi Burns (6-2, 208, Jr.)	RLB	21	Eltoro Freeman (5-11, 219, So.) --OR--
				80	Emory Blake (6-1, 192, Fr.)		31	Adam Herring (6-1, 216, So.)
25	D'Antoine Hood duh-AN-twon	DB	WR	89	Darvin Adams (6-3, 185, So.)		36	Wade Christopher (6-1, 215, So.)
				13	Tim Hawthorne (6-3, 212, Jr.) --OR--	LC	6	Walter McFadden (6-0, 175, Sr.)
				3	DeAngelo Benton (6-2, 192, Fr.)		8	Harry Adams (6-0, 183, So.)
42	Philip Pierre-Louis pee-AIRLOO-iss	WR	LT	73	Lee Ziemba (6-8, 308, Jr.)	S	25	Daren Bates (5-11, 195, Fr.)
				79	Jared Cooper (6-4, 295, So.)		22	T'Sharvan Bell (6-0, 176, RFr.)
43	Philip Lutzenkirchen LUTZ-en-kirk-en	TE	LG	66	Mike Berry (6-3, 311, Jr.)	S	4	Zac Etheridge (6-0, 212, Jr.)
				71	John Sullen (6-6, 326, Fr.)		11	Mike Slade (6-3, 192, So.)
49	Michael Goggans GAH-guns	DE	C	50	Ryan Pugh (6-4, 289, Jr.)	RC	15	Neiko Thorpe (6-2, 176, So.)
				53	Bart Eddins (6-4, 297, Jr.)		14	Demond Washington (5-9, 185, Jr.)
50	Ryan Pugh PYEW	OL	RG	57	Byron Isom (6-3, 291, Jr.)			
				76	Jorell Bostrom (6-3, 353, Jr.)			
57	Byron Isom buh-RONEYE-some	DL	RT	75	Andrew McCain (6-6, 299, Sr.)			
				55	Vance Smith (6-2, 281, So.)			
73	Lee Ziemba ZIM-bah	OL						
81	Terrell Zachery ter-ELL	WR						
82	Jay Wisner WIZ-ner	WR						
85	Quindarius Carr quin-DARE-ee-us	WR						
86	John Cubelic CUBE-eh-lick	WR						
93	Mike Blanc BLAHNK	DL	PK	18	Wes Byrum (6-2, 209, Jr.)	PR	84	Anthony Gulley (5-9, 176, Fr.) --OR--
				37	Morgan Hull (6-3, 199, Jr.)		27	Mario Fannin (5-11, 225, Jr.)
94	Nosa Egaue NO-suh EE-gway	DL	P	97	Clinton Durst (6-1, 191, Sr.)	KOR	81	Terrell Zachery (6-1, 203, Jr.) &
				21	Ryan Shoemaker (6-0, 184, Jr.)		23	Onterio McCalebb (5-10, 164, Fr.)
			DS	61	Josh Harris (6-1, 220, So.)		15	Neiko Thorpe (6-2, 176, So.) &
				48	Bailey Woods (6-5, 237, So.)		27	Mario Fannin (5-11, 225, So.)
			H	96	Clayton Crofoot (6-6, 191, Sr.)			
				19	Neil Caudle (6-3, 200, Jr.)			

Special Teams

Auburn Media Services

All Times Central

PRACTICE

All practices are CLOSED to members of the media.

PLAYER INTERVIEWS

Player interviews should be arranged through the Auburn Media Relations Office. The following are the opportunities for player interviews, including phone interviews: Sunday post-practice, Tuesday from 12-1 p.m. following Coach Gene Chizik's press conference, and Tuesday post-practice. Player requests for Tuesday's press conference should be given to Brad Gust at least 24 hours in advance.

PLAYERS ARE OFF-LIMITS WEDNESDAY-FRIDAY.

ASSISTANT COACH INTERVIEWS

Auburn assistant coaches will be available to the media post-practice according to the following schedule: Sunday - Defensive coordinator Ted Roof; Tuesday - Offensive coordinator Gus Malzahn; Wednesday - All other assistants.

MEDIA WEB SITE - COLLEGEPRESSBOX.COM

Media can access notes, quotes, stats, media information and much more from Auburn and its opponents on the SEC section of CollegePressBox.com. To access the site, visit www.collegepressbox.com (username: secmedia; password: birmingham). This information should not be published to the general public.

SUNDAY

AUBURN FOOTBALL REVIEW

The Auburn Football Review with coach Gene Chizik is uplinked each Sunday morning. The 30-minute show is useful for highlights and sound bites. For more information, contact the Auburn ISP Sports Network (334) 826-2929.

GENE CHIZIK TELECONFERENCE

Coach Chizik will typically be available to Auburn and opponents' beat writers, as well as other selected members of the media, each Sunday afternoon at 4:30 p.m. in the Media Relations office and on a teleconference for media only **starting Sept. 6**. For more information, contact Kirk Sampson at (334) 844-9800.

Time: 4:30 p.m. (Sundays)

Phone: 1 212-812-4494 and enter 2884 4377*

*NOTE: This phone number should be kept confidential and limited to working news media.

TUESDAY

GENE CHIZIK PRESS CONFERENCE

Each Tuesday at **11:30 a.m.** in the auditorium of the Auburn Athletic Complex, Auburn will hold its weekly football press conference with head coach Gene Chizik. The press conference can also be accessed by the media in a listen only mode by dialing 1-212-812-4494, enter 2884 4377. Following Coach Chizik's press

conference, selected players will be available in the Rane Room from 12-1 p.m. Players who were not present at the press conference will also be available post-practice on Tuesdays.

AUBURN GAME WEEK FEED

The Auburn Media Relations office provides a weekly satellite feed for the 2009 football season. These feeds include interviews, game footage and other feature material. The feed is each Tuesday prior to a game. To secure coordinates and times for the feeds contact Steve Sain at (334) 844-9809.

WEDNESDAY

SEC TELECONFERENCE

Each of the SEC coaches are featured on a teleconference each Wednesday at 10 a.m. **Coach Chizik begins at 11:40 a.m.** Contact the SEC office for teleconference phone numbers.

THURSDAY

TIGER TALK

Coach Chizik's comments may be heard on the Auburn ISP Sports Network beginning at 7 p.m. each Thursday night. The one-hour weekly radio show offers Auburn fans the opportunity to call with questions regarding the Auburn football team. Tiger Talk can also be heard on Auburn's internet site, www.auburntigers.com. For more information contact the Auburn ISP Sports Network, (334) 826-2929.

SATURDAY

AUBURN GAMEDAY FEED

Auburn offers a satellite feed following home football games which are not televised.

AUBURN MEDIA RELATIONS

AU FOOTBALL on the WWW

www.auburntigers.com

HOW TO CONTACT (AC 334)

Media Relations (Complex)	844-9800
Media Relation FAX (Complex)	844-9807
Kirk Sampson home	887-0839
cell	750-1385
e-mail:	sampska@auburn.edu
Brad Gust home	501-2239
cell:	750-1030
e-mail:	gustbra@auburn.edu
Bob Grant home/cell	740-0934
e-mail:	grantrs@auburn.edu
Todd Van Emst (photographer) home/cell	740-1380
e-mail:	vanemtj@auburn.edu
Steve Sain home	502-9604
Satellite Uplink	844-5707

2009 Auburn Football Game Recaps

GAME 1	LOUISIANA TECH	13
	AUBURN	37
	September 5, 2009 Jordan-Hare Stadium (81,143) • Auburn, Ala.	

Carrying a three-point lead into the locker room at halftime, the Auburn offense erupted for 24 second-half points en route to a 37-13 season-opening win over Louisiana Tech under the lights at Jordan-Hare Stadium. The win was also the first for Gene Chizik as Auburn's head coach.

The Tigers put up a balanced 556 yards of total offense in the victory with 301 rushing yards and 255 passing yards. Starting quarterback Chris Todd hit his target on 17-of-26 attempts for two touchdowns and no interceptions.

The highlight of the night for Todd came early in the second half following an interception by freshman Daren Bates. Auburn took over possession at its own 2-yard-line and on third down, Todd found Terrell Zachery down the right sideline for a 93-yard touchdown pass. The play is the longest from scrimmage in Auburn history.

Junior kicker Wes Byrum got the scoring started for Auburn in the first quarter, hitting a 25-yard field goal on the Tigers' first possession.

Louisiana Tech took its only lead of the game at the 5:00 mark of the first quarter as Dennis Morris caught a 19-yard pass from Ross Jenkins. Auburn retaliated on its next possession as Kodi Burns scored the team's first touchdown of the season on a 1-yard run.

With 23 seconds remaining in the first half, Louisiana Tech looked poised to take a 10-10 tie into the locker room following a 20-yard field goal by Matt Nelson, but Auburn marched back down the field, gaining 29 yards on three plays, to set up the 49-yard field goal by Byrum with no time left on the clock for the 13-10 lead.

The Tigers' momentum continued to roll as the third quarter started, beginning with the record-setting touchdown from Todd to Zachery at the 10:59 mark. Byrum connected on his final field goal of the game at the 4:28 mark of the period to give Auburn a 23-10 lead. Tech would follow up on its next possession with a field goal of its own by Nelson, cutting the lead to 23-13.

The Auburn defense kept the Bulldogs scoreless in the fourth quarter, capping off a half in which it gave up only 102 yards of total offense.

With 12:45 left in the game, Todd connected with sophomore Darvin Adams for his first career touchdown on a 17-yard pass. True freshman Onterio McCalebb followed with 5:27 remaining in the game with his first career touchdown as well, scoring on a 3-yard run.

McCalebb finished the game with a game-high 148 yards of rushing, becoming the first Auburn true freshman to run for more than 100 yards in a season opener since Bo Jackson accomplished the feat with 123 yards against Wake Forest in 1982.

McCalebb was not the only 100-yard rusher on the team as senior Ben Tate racked up 118 of his own, marking the first time since 2007 against New Mexico State for Auburn to have two 100-yard rushers. Tate also hit another milestone in the game as he became the 13th Auburn player ever to amass 2,000 career rushing yards. He finished the game with a total of 2,076, ranking him 12th all-time at Auburn.

Zachery led the Auburn receiving corps with 98 yards, followed by Mario Fannin with 82 and Adams with 65.

On the defensive end, Zac Etheridge, Craig Stevens and Josh Byner finished with eight tackles each to lead the Tigers. Senior Antonio Coleman finished with seven tackles and a sack, giving him 15.5 on his career and a tie for 10th all-time at Auburn in the category.

With the win, Auburn holds an 11-0-1 record all-time against Louisiana Tech and is 90-25-2 in season-opening games.

GAME 2	MISSISSIPPI STATE	24
	AUBURN	49
	September 12, 2009 Jordan-Hare Stadium (85,269) • Auburn, Ala.	

Kodi Burns accounted for four of Auburn's touchdowns, throwing one and running in three, and Onterio McCalebb and Ben Tate each topped the 100-yard rushing mark for the second straight game as Auburn pulled away from Mississippi State with 28 unanswered points to win 49-24 on Saturday night. Tate carried it 20 times for a career-high 157 yards and a touchdown while McCalebb rushed for 114 yards on 16 carries with a touchdown, becoming the first pair of Auburn running backs to top the 100-yard rushing mark in back-to-back games.

Burns had nine rushes for 32 yards, scoring on three 1-yard runs, and also was 1-for-1 passing for 13 yards and a touchdown. Ahead 28-17 at the half, Auburn touched twice in the third quarter as Burns threw his fifth career touchdown pass, a strike to Philip Lutzenkirchen to go up 35-17, and then Tate ran it in from 35 yards out for his first touchdown of the season to put Auburn up 42-17.

Mississippi State had scored 17 consecutive points to take a 17-14 lead with 4:44 left in the second quarter before Auburn answered with two late second-quarter touchdowns. A 1-yard run by Anthony Dixon and a Sean Brauchle 29-yard field goal brought Mississippi State to within four, 14-10, before Robert Elliott returned a blocked Clinton Durst punt for the 17-10 lead.

McCalebb's touchdown, a 48-yard run around the left end, regained the lead for Auburn, 21-17, before Burns scored from 1 yard out with 16 seconds left in the half.

Auburn went up 7-0 on its first possession of the game as Burns capped an eight-play, 73-yard scoring drive with a one-yard rush up the middle for his first touchdown of the game.

An Antonio Coleman 20-yard interception return of a Chris Relf pass put Auburn ahead, 14-0, with 2:21 remaining in the first quarter. The interception was the first of Coleman's career and the touchdown was the second of his career, following a fumble return in the 2007 season-opener against Kansas State.

Burns closed out Auburn's scoring with his third touchdown run of the game with 5:56 remaining as Auburn moved to 2-0 on the season.

Chris Todd was 10-of-23 for 186 yards. Most of those passes went to Darvin Adams as he finished the night with five catches for 116 yards. Along with Tate and McCalebb, Adams combined to mark the first time ever for Auburn to have two 100-yard rushers and a 100-yard receiver in the same game.

McCalebb became the first player in Auburn history to top 100-yards rushing in his first two career games.

Auburn's 49 points were the most it has scored in a SEC game since scoring 49 at Kentucky in 2005. With 589 yards of total offense, it also marked the first time that Auburn had 500 or more yards of total offense in back-to-back games since 1970, when the Tigers had 566 yards against Florida and 664 against Mississippi State.

Defensively for Auburn, Zac Etheridge and Josh Byner led the way with eight tackles each. Neiko Thorpe and Craig Stevens chipped in seven tackles with two of Stevens' coming for loss. Making his first career appearance as a Tiger, sophomore Eltoro Freeman followed with six tackles.

With the win, Auburn is 43-28-5 in SEC openers.

SCORING SUMMARY			
Louisiana Tech7	3	3 0 — 13
Auburn10	3	10 14 — 37

AU - Byrum 25 yd field goal, 9:24, 1st		
LT - Morris 19 yd pass from Jenkins (Nelson kick), 5:00, 1st		
AU - Burns 1 yd run (Byrum kick), 1:33, 1st		
LT - Nelson 20 yd field goal, 0:23, 2nd		
AU - Byrum 49 yd field goal, 0:00, 2nd		
AU - Zachery 93 yd pass from Todd (Byrum kick), 10:59, 3rd		
AU - Byrum 47 yd field goal, 4:28, 3rd		
LT - Nelson 46 yd field goal, 0:52, 3rd		
AU - D. Adams 17 yd pass from Todd (Byrum kick), 12:45, 4th		
AU - McCalebb 3 yd run (Byrum kick), 5:27, 4th		

TEAM STATISTICS	LT	AU
First Downs	19	27
Rushes-Yards	37-96	52-301
Passing Yards	149	255
Comp-Att-Int	18-33-1	17-27-0
Total Plays-Yards	70-245	79-556
Punts-Avg.	6-38.3	2-41.0
Fumbles/Lost	3/1	3/2
Penalties-Yards	3-30	8-87
3rd Down Conv.	5-of-14	8-of-13
Time of Possession	31:23	28:37

INDIVIDUAL STATISTICS	
RUSHING: (LT) - Porter 17-56; Jenkins 10-36; Morrow 1-6; Duplessis 5-6; Compton 1-2; Livas 1-1; Fittle 1-minus 2; TEAM 1-minus 9. (AU) - McCalebb 22-148, 1 TD; Tate 20-117; Burns 8-23, 1 TD; Zachery 1-10; Todd 1-3.	
PASSING: (LT) - Jenkins 18-33-1-149. (AU) - Todd 17-26-0-255; Burns 0-1-0-0.	
RECEIVING: (LT) - Livas 5-43; Tuminello 3-26; Morris 2-30, 1 TD; Fittle 2-17; Porter 2-13; Mitchell 1-8; Stuart 1-7; Linwood 1-5; Morrow 1-0. (AU) - Fannin 8-82; D. Adams 4-65, 1 TD; Zachery 3-98, 1 TD; Tate 2-10.	

SCORING SUMMARY			
Mississippi State0	17	0 7 — 24
Auburn14	14	14 7 — 49

AU - Burns 1 yd run (Byrum kick), 8:13, 1st		
AU - Coleman 20 yd interception return (Byrum kick), 2:21, 1st		
MS - Dixon 1 yd run (Brauchle kick), 12:05, 2nd		
MS - Brauchle 29 yd field goal, 7:20, 2nd		
MS - Elliott 10 yd blocked punt return (Brauchle kick), 4:44, 2nd		
AU - McCalebb 48 yd run (Byrum kick), 3:08, 2nd		
AU - Burns 1 yd run (Byrum kick), 0:16, 2nd		
AU - Lutzenkirchen 13 yd pass from Burns (Byrum kick), 3:52, 3rd		
AU - Tate 35 yd run (Byrum kick), 1:19, 3rd		
MS - Ducre 1 yd pass from Lee (Brauchle kick), 11:15, 4th		
AU - Burns 1 yd run (Byrum kick), 5:56, 4th		

TEAM STATISTICS	MS	AU
First Downs	14	29
Rushes-Yards	38-167	59-390
Passing Yards	130	199
Comp-Att-Int	11-21-2	11-24-0
Total Plays-Yards	59-297	83-589
Punts-Avg.	6-45.2	5-28.8
Fumbles/Lost	0/0	2/0
Penalties-Yards	10-89	5-40
3rd Down Conv.	5-of-14	6-of-13
Time of Possession	28:57	31:03

INDIVIDUAL STATISTICS	
RUSHING: (MS) - Dixon 20-92, 1 TD; Relf 7-52; Ducre 4-14; Lee 3-9; Stallworth 1-3; Elliott 2-minus 1, 1 TD; TEAM 1-minus 2. (AU) - Tate 20-157, 1 TD; McCalebb 16-114, 1 TD; Fannin 9-75; Burns 9-32, 3 TD; Smith 3-8; Todd 1-6; Team 1-minus 2.	
PASSING: (MS) - Relf 5-11-2-77; Lee 6-10-0-53. (AU) - Todd 10-23-0-186; Burns 1-1-0-13.	
RECEIVING: (MS) - Berry 4-60; McRae 3-33; Wilder 1-25; Bumphis 1-8; Green 1-3; Ducre 1-1, 1 TD. (AU) - Adams 5-116; Zachery 2-41; Wisner 1-24; Lutzenkirchen 1-13, 1 TD; Fannin 1-3; Burns 1-2.	

2009 Auburn Football Game Recaps

GAME 3	WEST VIRGINIA	30
	AUBURN	41
	September 19, 2009 Jordan-Hare Stadium (87,451) • Auburn, Ala.	

A year earlier in Morgantown, W.Va., it was Auburn that took a 17-10 lead into the locker room at halftime, only to have the West Virginia Mountaineers out-score the Tigers 24-0 in the second half for the come-from-behind win. Auburn returned the favor Saturday, out-scoring West Virginia 31-9 after spotting the Mountaineers a 21-10 lead to pick up the 41-30 victory and improve to 4-0.

With Auburn's running game, that had averaged more than 300 yards per game in the first two games of the season, limited to just 100 yards against the Mountaineers, the Tigers had to go in another direction to get points on the board. The direction ended up being senior quarterback Chris Todd as he threw for career highs of 284 yards and four touchdown passes. Todd was 16-of-31 on the night, including an 82-yard pass to Mario Fanin that tied the game in the third quarter.

West Virginia took the early lead in the game as Noel Devine ran in for two touchdowns in the first five minutes, including a 71-yard run to put WVU up 14-0. Auburn countered with a 46-yard Wes Byrum field goal to put the Tigers on the board. Senior defensive end Antonio Coleman recovered a fumble at the West Virginia 45-yard line on the Mountaineers next possession, helping to set up a 16-yard pass from Todd to Darvin Adams to cut the WVU lead to four at 14-10. The reception was the first of three Touchdown catches on the night for Adams, making him the first Auburn player to tally three touchdown passes in a game in more than 20 years.

The Mountaineers closed out the first quarter with its third touchdown of the period as quarterback Jarrett Brown found Jock Sanders in the end zone for a 6-yard touchdown pass.

Auburn cut away the West Virginia lead in the second quarter, beginning with a 42-yard Byrum field goal. The field goal was the result of a Neiko Thorpe interception. The Tigers marched back up the field in its next possession, capping it off with a 4-yard touchdown pass from Todd to Adams to cut the WVU lead to one at 21-20.

West Virginia scored its final touchdown of the night halfway through the third quarter as Devine took off for 12 yards to extend the Mountaineer lead to 27-20. Tyler Bitancourt missed the ensuing extra-point attempt, setting up the opportunity for Auburn to tie the game on its next possession.

Less than a minute after the West Virginia touchdown, Todd rolled out of the pocket and found Fanin open on the right side. Fanin cut through the Mountaineer defense to streak down the field 82 yards for the touchdown. Byrum's extra-point tied the game at 27-27.

West Virginia took its final lead late in the third quarter on a Bitancourt field goal, 30-27. Auburn shut the Mountaineers out in the fourth quarter, taking the lead on a 17-yard touchdown pass from Todd to Adams early in the period and sealing the victory with a 15-yard Craig Stevens interception return for a touchdown to give Auburn a 41-30 lead.

Fanin's 82-yard reception led the team in receiving yards, followed by Adams with three touchdowns and 80 yards on six receptions. Eric Smith followed with 67 yards on three receptions.

Ben Tate led the Auburn rushing attack with 81 yards on 19 attempts. Onterio McCalebb followed with 25 total yards.

Defensively for Auburn, Josh Bynes led the team with 12 tackles and an interception while Stevens tallied 11 tackles and an interception. Also picking off passes in the game were Walter McFadden, Thorpe and lineman Jake Ricks.

GAME 4	BALL STATE	30
	AUBURN	54
	September 26, 2009 Jordan-Hare Stadium (83,118) • Auburn, Ala.	

Chris Todd tied an Auburn record with five touchdown passes as the Tigers tallied 560 yards of total offense in a 54-30 win over Ball State. The game marked the second in a row to have a delayed start as thunderstorms in the area forced the game to move from its 6 p.m. scheduled kickoff time to 6:30 p.m.

Ball State struck first against the Tigers, recovering a muffed punt on Auburn's 18-yard line. Four plays later, MiQuale Lewis took the ball around the right side to get Ball State in the end zone at the 12:26 mark in the opening period for its only lead of the game.

Following a Ball State fumble, the Tigers moved the ball to the BSU 6-yard line, setting up a pass from Todd to Tommy Trott, giving the senior his first touchdown reception of the year with 2:53 remaining in the first quarter.

Heading into the second quarter with the game tied, 7-7, Auburn managed to put up a near record-setting performance while limiting the Cardinals to just a field goal. The Tigers tallied 26 points in the period with three touchdowns and a safety, giving Auburn its highest scoring quarter since racking up 28 against Tennessee-Chattanooga on Sept. 9, 1995.

Terrell Zachery accounted for two of the touchdowns, picking up a 46-yarder at the 13:47 mark and a 65-yarder with 8:22 left in the half. Onterio McCalebb also picked up a touchdown, running in for a yard at the 12:20 mark, immediately after a 62-yard rush put the Tigers in scoring position.

Byrum picked up his first and only field goal of the night with seven second left in the half, connecting on a 32-yard attempt.

The defense also got on the board at the 12:53 mark of the quarter as Josh Bynes tackled Ball State's Lewis in the end zone.

Ball State kicker Ian McGarvey gave the Cardinals their lone points of the quarter, connecting on a 33-yard field goal with 2:35 left in the first half to cut the lead to 30-10.

Auburn made good on its first possession of the second half, taking the opening kickoff and marching down the field to set up a 26-yard pass from Todd to Darvin Adams at the 11:39 mark of the third quarter.

Ball State answered on its next possession as quarterback Page kept the ball on a fake and ran 21 yards for the touchdown.

Auburn did not back down as Todd caught Mario Fanin with a pass in the flat that turned into a 36-yard touchdown reception.

The Cardinals put up 13 fourth-quarter points. Page found Fakes for a 1-yard touchdown pass while McGarvey connected on a pair of field goals.

Neil Caudle gave the Tigers their lone points of the quarter, breaking away for a 52-yard run for a touchdown.

Todd finished the night with 19 completions on 26 attempts for a career-high 287 yards and five touchdowns. Two of those touchdowns went to Zachery, who finished the night with 122 receiving yards on five catches. Adams followed with 73 on five receptions while Fanin was third on the team with 55 yards on three catches.

McCalebb led the Auburn rushing attack with 83 yards and a touchdown. Ben Tate finished second with 63 yards, but led the team in all-purpose yards with 139 after racking up 58 yards from kick returns.

Defensively for Auburn, the Tigers were led by Daren Bates' seven tackles. Josh Bynes, Neiko Thorpe, Craig Stevens and Harris Gaston each finished with six tackles on the night while Bates, Stevens, Dee Ford, Antonio Coleman and Mike Blanc combined for Auburn's five quarterback sacks.

With the win, Auburn improves to 3-0 all-time against Ball State and 7-0 all-time against teams from the Mid-American Conference.

SCORING SUMMARY						
West Virginia21	0	9	0	—	30
Auburn10	10	7	14	—	41

TEAM STATISTICS			
	WVU	AU	
First Downs	23	20	
Rushes-Yards	39-207	41-100	
Passing Yards	302	300	
Comp-Att-Int	24-41-5	17-33-1	
Total Plays-Yards	80-509	74-400	
Punts-Avg.	2-49.5	5-44.0	
Fumbles/Lost	1/1	1/0	
Penalties-Yards	4-45	5-37	
3rd Down Conv.	10-of-15	9-of-18	
Time of Possession	32:45	27:15	

INDIVIDUAL STATISTICS			
RUSHING: (WVU) - Devine 15-128, 3 TD; Brown 19-66; Clarke 2-10; Sanders 2-5; Smith 1-minus 2. (AU) - Tate 19-75; McCalebb 8-20; Burns 7-10; Zachery 1-9; Fannin 1-0; Todd 5-minus 14.			
PASSING: (WVU) - Brown 18-32-4-221; Smith 5-8-1-50; Starks 1-1-0-31. (AU) - Todd 16-31-1-284; Burns 1-2-0-16.			
RECEIVING: (WVU) - Sanders 12-115, 1 TD; Amett 4-61; Lyons 3-30; Starks 2-65; Devine 2-26; Austin 1-5. (AU) - D. Adams 6-80, 3 TD; Smith 4-74; Trott 2-20; Fannin 1-82, 1 TD; Wisner 1-16; Zachery 1-15; Burns 1-8; Tate 1-5.			

SCORING SUMMARY						
Ball State7	3	7	13	—	30
Auburn7	26	14	7	—	54

TEAM STATISTICS			
	BSU	AU	
First Downs	19	21	
Rushes-Yards	44-146	34-254	
Passing Yards	114	306	
Comp-Att-Int	18-30-0	21-29-1	
Total Plays-Yards	74-260	63-560	
Punts-Avg.	4-41.2	2-43.5	
Fumbles/Lost	2/2	2/1	
Penalties-Yards	4-23	9-86	
3rd Down Conv.	5-of-15	4-of-10	
Time of Possession	35:56	24:04	

INDIVIDUAL STATISTICS			
RUSHING: (BSU) - Williams 11-59; Sykes 7-44; Lewis 15-44, 1 TD; Page 9-3, 1 TD; Justice 2-minus 4. (AU) - McCalebb 8-83, 1 TD; Tate 13-63; Caudle 1-52, 1 TD; Smith 7-47; Zachery 1-6; Todd 1-2; Burns 1-2; Hooper 2-minus 1.			
PASSING: (BSU) - Page 16-28-0-101; Justice 2-2-0-13. (AU) - Todd 19-26-0-287; Caudle 2-3-1-19.			
RECEIVING: (BSU) - Orsborn 7-35; Hill 3-20; Gibson 2-15; Fakes 2-14, 1 TD; Ifft 2-13; Lewis 1-19; Page 1-minus 2. (AU) - Zachery 5-122, 2 TD; Adams 5-73, 1 TD; Fannin 3-55, 1 TD; Tate 3-18; Stallworth 2-21; Lutzenkirchen 1-14; Trott 1-6, 1 TD; McCalebb 1-minus 3.			

2009 Auburn Football Game Recaps

GAME 5	AUBURN	26
	TENNESSEE	22
October 3, 2009		
Neyland Stadium (102,941) • Knoxville, Tenn.		

Wes Byrum connected on a career-high four field goals while the Auburn offense racked up more than 400 yards of offense for the fifth time this season as the Tigers (5-0, 2-0 SEC) pulled out the 26-22 win over Tennessee (2-3, 0-2 SEC) at Neyland Stadium in Knoxville, Tenn.

The game was Auburn's first road game of the season and extended its winning streak to five games over the Volunteers, surpassing the previous record of four-straight victories from 1961-64. The Tigers also pulled out the win in front of a crowd 102,941, the third-largest crowd Auburn has ever competed in front of.

Auburn scored twice in the first quarter with Byrum connecting on a pair of field goals. His first was a 29-yarder at the 5:01 mark in the quarter while the second was a 43-yarder at the 3:36 mark.

Ben Tate scored Auburn's first touchdown of the game at the 8:07 mark of the second quarter, breaking away on an 11-yard run to extend the Tiger lead. Byrum's kick put Auburn ahead 13-0.

Tennessee got on the board with 28 seconds remaining in the first half as Montario Hardesty rushed in for a yard, cutting the Auburn lead to 13-6. Auburn's Nick Fairley blocked the extra-point attempt by Tennessee's Daniel Lincoln, giving the Tigers their first blocked kick of the season.

The Tigers struck first in the second half with Byrum picking up his third field goal of the night, connecting on a 19-yard attempt with 9:34 left in the third quarter.

Auburn extended the lead to 23-6 at the 13:41 mark of the fourth quarter as Chris Todd connected with Terrell Zachary on an 11-yard touchdown reception. Byrum made good on the extra-point attempt following the touchdown.

Tennessee struck back at the 11:36 mark with a 31-yard pass from Jonathan Crompton to Hardesty. Lincoln connected on the extra-point attempt to close to the gap to 23-13.

But, Auburn and Byrum put the win away with a 22-yard field goal with 39 seconds left to play. The Volunteers marched up the field on the ensuing possession, culminating with a 32-yard pass from Crompton to Denarius Moore with no time left on the clock, but it was all for naught as Auburn held on for the 26-22 win.

Onterio McCalebb led Auburn with 204 all-purpose yards, tallying 51 rushing yards while leading the team with 62 receiving yards and 91 kick-return yards. Tate

SCORING SUMMARY		
Auburn	6	7 3 10 — 26
Tennessee	0	6 0 16 — 22
AU - Byrum 29 yd field goal, 5:01, 1st AU - Byrum 43 yd field goal, 3:36, 1st AU - Tate 11 yd run (Byrum kick), 8:07, 2nd UT - Hardesty 1 yd run (Lincoln kick blocked), 0:28, 2nd AU - Byrum 19 yd field goal, 9:34, 3rd AU - Zachery 11 yd pass from Todd (Byrum kick), 13:41, 4th UT - Hardesty 31 yd pass from Crompton (Lincoln kick), 11:36, 4th UT - Lincoln 26 yd field goal, 4:19, 4th AU - Byrum 22 yd field goal, 0:39, 4th UT - Moore 32 yd pass from Crompton, 0:00, 4th		
TEAM STATISTICS		
	AU	UT
First Downs	24	19
Rushes-Yards	48-224	29-151
Passing Yards	235	259
Comp-Att-Int	20-35-0	20-44-0
Total Plays-Yards	83-459	73-410
Punts-Avg.	6-42.5	8-41.8
Fumbles/Lost	2/0	1/1
Penalties-Yards	3-35	4-30
3rd Down Conv.	6-of-17	4-of-17
Time of Possession	34:46	25:14
INDIVIDUAL STATISTICS		
RUSHING: (AU) - Tate 25-128, 1 TD; McCalebb 13-51; Fannin 1-32; Burns 5-16; Stallworth 1-10; Todd 3-minus 13. (UT) - Hardesty 21-90, 2 TD; Richardson 1-41; Brown 3-14; Crompton 4-6.		
PASSING: (AU) - Todd 19-32-0-218; Burns 1-3-0-17. (UT) - Crompton 20-43-0-259; TEAM 0-1-0-0.		
RECEIVING: (AU) - Fannin 6-25; McCalebb 3-62; Smith 3-45; Adams 2-29; Zachery 2-28, 1 TD; Tate 2-17; Wisner 1-16; Trott 1-13. (UT) - Jones 7-75; Hancock 4-35; Hardesty 3-56; Moore 3-44, 1 TD; Stocker 2-46; Brown 1-3.		

finished the game with a team-high 128 rushing yards, marking the third time this year and eighth time in his career that he has rushed for more than 100 yards.

Todd completed 19-of-32 passes for 235 yards in the win, connecting on passes to eight different receivers. It marked Todd's fourth game this season with more than 200 passing yards.

Eric Smith finished with 45 receiving yards on three catches, trailing McCalebb's 62 yards on three receptions. Mario Fanin was the most popular target for the Tigers, catching six passes for 25 yards.

Defensively for Auburn, Craig Stevens led the team with 11 tackles, one of which came for loss, and a pass breakup. Josh Bynes was right behind him with nine tackles, two pass breakups and a fumble recovery, his second of the season. Daren Bates and Neiko Thorpe each recorded seven tackles in the win.

GAME 6	#17 AUBURN	23
	ARKANSAS	44
October 10, 2009		
Reynolds Stadium (72,559) • Fayetteville, Ark.		

Ben Tate rushed for a career-high 184 yards and two touchdowns for No. 17 Auburn, but Arkansas defeated the Tigers 44-23 to hand Auburn its first loss of the season before 72,599 in Reynolds Razorback Stadium Saturday.

The 184 yards marked a new career high for Tate, breaking his previous mark of 157 set against Mississippi State earlier in the season. It was his ninth career 100-yard rushing game and fourth of the season.

Arkansas' Ryan Mallett threw for 274 yards and two touchdowns and ran for another while Michael Smith rushed for 145 yards and a touchdown to lead the Razorbacks.

After Arkansas opened the game with a 20-0 lead, junior Wes Byrum put Auburn on the board in the second quarter, posting the Tigers' only points of the half on a 37-yard field goal.

Tate scored on a 1-yard touchdown run to make it 34-10 with 5:14 to go in the third quarter after Auburn drove 67 yards in eight plays in 2:42. The Tigers then made Arkansas go three and out to set up a career-long 60-yard Tate touchdown run on the first play from scrimmage to draw Auburn to within 34-16 with 3:52 left in the third. It was Auburn's second touchdown in only 1:22. The Tigers' pass failed for the two point conversion.

Auburn's Mike Blanc made a big tackle for loss on fourth down from the Auburn 35 to end another Razorback drive.

On Auburn's first play, Kodi Burns handed the ball to Terrell Zachery on a reverse that gained 60 yards to the Arkansas six yard line. It was Auburn's second straight 60 yard rush of the game and set up Onterio McCalebb's 3-yard touchdown run. Byrum's point-after cut the Razorback lead to 11 - the smallest margin of the second half.

Arkansas would go on to score 10 points in the fourth quarter, extending its lead to 44-23 for the team's first SEC win of the season.

With the 23 points scored in the game, Auburn has now scored 230 points on the season, surpassing the 208 points scored in all of the 2008 season.

For the game, Arkansas outgained Auburn 495-375 while the Tigers had had three fumbles and the Razorbacks one interception. Arkansas had 28 first downs to Auburn's 15. Chris Todd completed 15-of-28 passes for 133 yards for the Tigers.

SCORING SUMMARY			
Auburn	0	3 20 0 — 23	
Arkansas	6	21 7 10 — 44	
ARK - Green 2 yd run (PAT failed), 8:02, 1st ARK - Smith 25 yd run (Tejada kick), 11:49, 2nd ARK - Childs 16 yd pass from Mallett (Tejada kick), 11:02, 2nd AU - Byrum 37 yd field goal, 8:54, 2nd ARK - Williams 5 yd pass from Mallett (Tejada kick), 1:08, 2nd ARK - Mallett 4 yd run (Tejada kick), 7:56, 3rd AU - Tate 1 yd run (Byrum kick), 5:14, 3rd AU - Tate 60 yd run (Two-point conversion failed), 3:52, 3rd AU - McCalebb 3 yd run (Byrum kick), 0:09, 3rd ARK - Green 3 yd run (Tejada kick), 11:22, 4th ARK - Tejada 23 yd field goal, 4:20, 4th			
TEAM STATISTICS			
	AU	ARK	
First Downs	15	28	
Rushes-Yards	35-242	45-221	
Passing Yards	133	274	
Comp-Att-Int	15-29-0	24-37-1	
Total Plays-Yards	64-375	82-495	
Punts-Avg.	7-39.0	4-41.0	
Fumbles/Lost	4/3	1/0	
Penalties-Yards	8-56	5-45	
3rd Down Conv.	4-of-14	5-of-13	
Time of Possession	21:33	38:27	
INDIVIDUAL STATISTICS			
RUSHING: (AU) - Tate 22-184, 2 TD; Zachery 1-60; McCalebb 6-23, 1 TD; Burns 2-7; Todd 4-minus 32. (ARK) - Smith 18-145, 1 TD; Wingo 8-27; Davis 6-26; Mallett 5-11, 1 TD; Green 6-8, 2 TD; Stumon 2-4.			
PASSING: (AU) - Todd 15-28-0-133; Burns 0-1-0-0. (ARK) - Mallett 24-37-1-274.			
RECEIVING: (AU) - Adams 3-24; Trott 3-16; Tate 3-16; Zachery 2-25; Fannin 2-minus 1; Carr 1-32; Smith 1-21. (ARK) - Williams 6-57, 1 TD; Childs 5-85, 1 TD; Hamilton 3-42; Miller 3-32; Wright 3-31; Crawford 2-10; Smith 1-12; Fish 1-5.			

Tate led Auburn with 184 rushing yards, followed by Zachery with 60 and McCalebb with 23. Mario Fanin led the team in return yardage, picking up 84 yards on four kickoff returns in the game.

Quindarius Carr led the Tiger receiving corps with 32 yards in his lone reception of the night. The catch set a new career long for Carr, surpassing his previous long reception of 28 yards. Zachery was second on the tea with 25 yards from two receptions while Darvin Adams was third with three receptions for 24 yards.

Defensively, Auburn was led by Craig Stevens with 12 tackles, followed by Neiko Thorpe with 11. Josh Bynes finished with eight tackles and a team-high two pass breakups in the game.

2009 Auburn Football Game Recaps

GAME 7	KENTUCKY	21
	AUBURN	14
October 17, 2009		
Jordan-Hare Stadium (86,217) • Auburn, Ala.		

Ben Tate had his fifth 100-yard rushing game of the season for Auburn but Kentucky scored 14 fourth-quarter points as Auburn lost to the Wildcats, 21-14, at Jordan-Hare Stadium on Oct. 17.

Tate had 31 carries for 132 yards, his third straight game with more than 100 yards on the ground, but Kentucky's duo of Derrick Locke (19 carries, 126 yards) and Randall Cobb (12 carries, 109 yards) combined for 235 yards and one touchdown on the ground, helping Kentucky to its first win over Auburn since 1966.

Neiko Thorpe's 69-yard return of a blocked field goal gave Auburn a 7-0 lead midway through the first quarter. It was Auburn's first blocked field goal returned for a score since 1981 when Chris Martin returned one 77 yards against Georgia Tech.

Jake Ricks blocked the field goal for Auburn, giving the Tigers their second blocked kick of the season.

Kentucky (3-3, 1-3 SEC) tied the game at 7-7 with a six-play, two-and-a-half minute scoring drive early in the second quarter. Morgan Newton capped the drive with a four-yard touchdown run.

Tate's fourth touchdown in his last three games recaptured the lead for Auburn (5-2, 2-2 SEC) with just six seconds remaining in the first half, putting Auburn up 14-7. Tate, who now has 19 rushing touchdowns in his career, carried it six times on the 14-play, 48-yard drive to give him 38 yards on the ground at the half.

After neither team could put together a scoring drive in the third quarter, Kentucky tied the game at 14-14 with 6:29 left in the game as Will Fidler took a quarterback draw back up the middle for a two-yard touchdown run, capping a 12-play, 75-yard drive.

Cobb's touchdown run with 3:17 remaining put Kentucky ahead for good at 21-14. Cobb accounted for all of Kentucky's yards on the five-play, 68-yard drive, which included a 61-yard rush on second and six from the Kentucky 32.

Tate's became the first Auburn running back go for 100-plus yards in three consecutive games since Kenny Irons did it in 2005.

Kodi Burns finished second on the team in rushing with 38 yards on six carries, followed by Onterio McCalebb with 22 yards on seven carries.

Quarterback Chris Todd connected on 10 of 24 passes, including an interception in the game. Darvin Adams was his top target on the night, pulling in three passes for 57 yards. Terell Zachery followed with four receptions for 24 yards.

Defensively for Auburn, Josh Bynes led the team with nine tackles, followed by Daren Bates with eight. Each accounted for six solo tackles in the game. Bynes also tallied a quarterback sack, his first of the season.

Zac Etheridge and Craig Stevens tallied seven tackles each in the game.

SCORING SUMMARY		
Kentucky0	7 0 14 — 21
Auburn7	7 0 0 — 14
AU - Thorpe 69 yd blocked field goal return (Byrum kick), 7:25, 1st		
UK - Newton 4 yd run (Seiber kick), 9:02, 2nd		
AU - Tate 1 yd run (Byrum kick), 0:06, 2nd		
UK - Fidler 2 yd run (Seiber kick), 6:29, 4th		
UK - Cobb 4 yd run (Seiber kick), 3:17, 4th		
TEAM STATISTICS		
	UK	AU
First Downs	21	16
Rushes-Yards	49-282	49-220
Passing Yards	75	95
Comp-Att-Int	22-9-0	25-11-1
Total Plays-Yards	71-357	74-315
Punts-Avg.	6-41.0	7-35.7
Fumbles/Lost	1/0	0/0
Penalties-Yards	0-0	10-76
3rd Down Conv.	3-of-14	6-of-18
Time of Possession	32:35	27:25
INDIVIDUAL STATISTICS		
RUSHING: (UK) - Locke 19-126; Cobb 12-109, 1 TD; Smith 2-20; Newton 8-15, 1 TD; Fidler 2-10, 1 TD; Conner 3-8; TEAM 3-minus 6.		
(AU) - Tate 31-132, 1 TD; Burns 6-37; McCalebb 7-22; Zachery 1-15; Todd 2-15; Fannin 2-minus 1.		
PASSING: (UK) - Newton 5-13-0-39; Fidler 4-9-0-36. (AU) - Todd 10-24-1-80; Burns 1-1-0-15.		
RECEIVING: (UK) - Matthews 2-30; Locke 2-minus 2; Cobb 1-12; McCaskill 1-10; Lanxter 1-10; Melillo 1-8; Drake 1-7. (AU) - Zachery 4-24; Adams 3-57; Fannin 2-9; Smith 1-3; McCalebb 1-2.		

The Players



DARVIN

#89

ADAMS

WR

6-3 · 185 · So. · 11

Kennesaw, Ga. (Harrison)

Education

2009 — Fourth in SEC/70th in NCAA in receiving yards per game, 63.4 pg ... T-Seventh in SEC in receptions per game, 4.0 pg ... Ranks 54th in NCAA in total receiving yards, 387 ... Phil Steele's First-Team Midseason All-SEC ... Had first career start in season opener vs. Louisiana Tech, catching four passes for 65 yards including first career TD grab ... TD came on 17-yard pass from Chris Todd ... Set career high with 116 receiving yards and five catches in victory over Mississippi State ... Accounted for 58 percent of total receiving yardage (116 of 199) vs. Mississippi State ... Became first AU player to have at least three TD receptions in a game in 20 years (Alexander Wright vs. Pacific, 1989) with performance vs. West Virginia ... Set career-high with six catches, three for TD's, for 80 yards vs. Mountaineers ... Against Ball State, finished with five catches for 73 yards including a 26-yard TD catch ... Caught a pair of passes for 29 yards in victory over Tennessee ... Has at least two catches in every game this season ... Made three catches for 24 yards against Arkansas ... Against Kentucky, had three grabs for 57 yards, including a long catch of 37 yards ... Has at least three catches in six of seven games this season.

ADAMS' CAREER RECEIVING STATS


YEAR	G/GS	NO	YDS	AVG	TD	LP/OPPONENT
2008	10/0	3	18	6.0	0	9/UT Martin
2009	7/4	28	444	15.9	5	37/Kentucky
TOTALS	17/4	31	462	14.9	5	37/Kentucky

ADAMS' CAREER GAME HIGH STATS

	No.	Opponent	Date
Receptions	6	West Virginia	9/19/09
Rec. Yards	116	Mississippi State	9/12/09
Rec. TDs	3	West Virginia	9/19/09

ADAMS' GAME-BY-GAME RECEIVING STATS

DATE	OPPONENT	REC	YDS	AVG	TD	TD REC
9/5/09	* LOUISIANA TECH	4	65	16.3	1	17
9/12/09	* MISSISSIPPI STATE	5	116	23.2	0	--
9/19/09	WEST VIRGINIA	6	80	13.3	3	16, 4, 17
9/26/09	* BALL STATE	5	73	14.6	1	26
10/3/09	at Tennessee	2	29	14.5	0	--
10/10/09	* at Arkansas	3	24	8.0	0	--
10/17/09	KENTUCKY	3	57	19.0	0	--
10/24/09	at LSU					
10/31/09	OLE MISS					
11/7/09	FURMAN					
11/14/09	at Georgia					
11/27/09	ALABAMA					



DAREN

#25

BATES

DB

5-11 · 195 · Fr. · HS

Olive Branch, Miss. (Olive Branch)

Undecided

2009 — Fifth on team with 38 tackles ... Started at safety in season opener vs. Louisiana Tech ... Recorded AU's only interception of the game, making a leaping grab at the AU 2-yard line to halt a Tech scoring threat ... Had three assisted tackles and two QB hurries in

SEC opener vs. Mississippi State ... Totaled four solo tackles vs. West Virginia ... Led Tigers with seven tackles vs. Ball State ... Also registered half a sack (minus 12 yards) and 1.5 TFL's (minus 14 yards) vs. Ball State ... Tied career high with seven tackles against Tennessee ... Six of his seven stops vs. the Vols were solo ... Had six tackles, with five solo, against Arkansas ... Against Kentucky, Set season-high with eight tackles with six solo stops ... Has 28 tackles in last four games (Ball St., UT, ARK, UK) with 22 of those solo.

BATES' CAREER DEFENSIVE STATS

YEAR	G/GS	TT	UT	AT	TFL-YDS	QBS-YDS	FF/FR	PD	I/YDS
2009	7/7	38	27	11	1.5-14	0.5-12	0/0	2	1/0

BATES' GAME-BY-GAME DEFENSIVE STATS

DATE	OPPONENT	TT	UT	AT	PD	INT-YDS
9/5/09	* LOUISIANA TECH	3	1	2	1	1-0
9/12/09	* MISSISSIPPI STATE	3	0	3	0	0-0
9/19/09	* WEST VIRGINIA	4	4	0	0	0-0
9/26/09	* BALL STATE	7	5	2	1	0-0
10/3/09	* at Tennessee	7	6	1	0	0-0
10/10/09	* at Arkansas	6	5	1	0	0-0
10/17/09	* KENTUCKY	8	6	2	0	0-0
10/24/09	at LSU					
10/31/09	OLE MISS					
11/7/09	FURMAN					
11/14/09	at Georgia					
11/27/09	ALABAMA					



MIKE

#66

BERRY

OL

6-3 · 311 · Jr. · 2L

Antioch, Tenn. (Brentwood Academy)

Public Administration

CAREER — Has 13 career starts and appeared in 23 games.

2009 — Started at guard in season opener vs. Louisiana Tech and helped Tigers roll up 301 yards rushing and did not allow a sack on 27 passing attempts ... Registered six knockdown blocks vs. Tech ... Against Mississippi State, did not allow a sack in 24 pass attempts ... Totaled 4.5 knockdown blocks vs. Mississippi State ... Played every snap vs. West Virginia and totaled three knockdown blocks ... Finished 2.5 knockdown blocks vs. Ball State ... Registered six knockdown blocks and did not allow a sack against Tennessee ... Against Arkansas, led offensive linemen with 10 knockdown blocks ... Had five knockdown blocks and helped Tigers rush for 220 yards vs. Kentucky ... Has 37 knockdown blocks on the season and part of line that has allowed five sacks in 202 pass attempts.



MIKE

#93

BLANC

DL

6-4 · 288 · Jr. · 2L

Pompano Beach, Fla. (Deerfield Beach)

Public Administration

2009 — T-16th in SEC in sacks per game, 0.32 pg ... Recorded a sack (minus 5 yards) to go with two total tackles in season opener vs. Louisiana Tech ... Sack vs. Tech was first since Ole Miss game in 2008 ... Started at defensive tackle vs. Mississippi State and registered four tackles and a pair of QB hurries ... Forced a fumble, registered one sack (minus 4 yards) and had two solo tackles in win vs. West Virginia ... Forced fumble was first of career ... Against Ball State, had half a sack (minus 3 yards) ... Recorded a pair of pass break-ups (first of

The Players


career) to go with one solo tackle vs. Tennessee ... Tied season high of four tackles, all solo, against Arkansas ... Also had 1.5 TFLs (minus 2 yards) with one pass break-up vs. Razorbacks ... Against Kentucky, racked up half a TFL (minus 1 yard) and four tackles ... Has a TFL in five of seven games this season.

BLANC'S CAREER DEFENSIVE STATS

YEAR	G/GS	TT	UT	AT	TFL-YDS	QBS-YDS	FF/FR	PD	I/YDS
2007	12/0	6	3	3	0.0-0	0.0-0	0/0	0	0-0
2008	12/6	27	11	16	3.5-6	1.5-4	0/0	0	0-0
2009	6/5	18	9	9	4.5-15	2.5-12	1/0	3	0-0
Totals	31/12	51	23	28	8.0-21	4.0-16	1/0	3	0-0

BLANC'S GAME-BY-GAME DEFENSIVE STATS

DATE	OPPONENT	TT	UT	AT	TFL-YDS	QBS-YDS
9/5/09	LOUISIANA TECH	2	1	1	1.0-5	1.0-5
9/12/09	* MISSISSIPPI STATE	4	1	3	0.0-0	0.0-0
9/19/09	* WEST VIRGINIA	2	2	0	1.0-4	1.0-4
9/26/09	* BALL STATE	1	0	1	0.5-3	0.5-3
10/3/09	* at Tennessee	1	1	0	0.0-0	0.0-0
10/10/09	* at Arkansas	4	4	0	1.5-2	0.0-0
10/17/09	* KENTUCKY	4	0	4	0.5-1	0.0-0
10/24/09	at LSU					
10/31/09	OLE MISS					
11/7/09	FURMAN					
11/14/09	at Georgia					
11/27/09	ALABAMA					



KODI #18
BURNS WR

6-2 · 208 · Jr. · 2L
Fort Smith, Ark. (Northside)
Exercise Science

2009 — In multi-purpose role, rushed for 23 yards with a TD and was 0-for-1 passing in season opener vs. Louisiana Tech ... TD came on 1-yard run and gave AU a 10-7 lead ... Set career best with three rushing TDs and four total TDs in victory over Mississippi State ... All three rushing scores came from 1-yard out ... Also had a 13-yard TD pass ... Became first AU player to account for four TDs since 2003 when RB Carnell Williams rushed for six scores vs. Mississippi State ... All four rushing TDs have come from 1-yard out ... Rushed for 10 yards on seven carries and caught one pass for 8 yards vs. West Virginia ... Rushed one time for 2 yards against Ball State before leaving game with injury ... Hit 1-of-3 passes for 17 yards and rushed five times for 16 yards in victory over Tennessee ... Only pass completion vs. UT was to Terrell Zachery to set up AU field goal ... Held to 7 yards rushing on two carries and 0-for-1 on pass attempts vs. Arkansas ... Against Kentucky, started at WR and totaled 52 yards total offense ... Rushed six times for 37 yards and completed only pass attempt for 15 yards vs. UK.

BURNS' CAREER PASSING STATS

YEAR	G/GS	CMP	ATT	PCT	YDS	INT	TD	LP/OPPONENT
2007	9/1	10	26	38.5	145	1	2	58/New Mexico State
2008	10/7	94	179	52.5	1,050	7	2	52/Ole Miss
2009	7/3	4	9	44.4	61	0	1	15/Kentucky
Totals	26/11	108	214	50.4	1,256	8	5	58/New Mexico State

BURNS' CAREER RUSHING STATS

YEAR	G/GS	NO	YDS	AVG	TD	LP/OPPONENT
2007	9/1	54	203	3.8	3	18/Mississippi State
2008	10/7	98	411	4.2	5	58/UT Martin
2009	7/3	38	127	3.3	4	11/La. Tech
Totals	26/11	190	741	3.9	12	58/UT Martin

BURN'S CAREER GAME HIGH STATS

	No.	Opponent	Date
Completions	27	Ole Miss	11/1/08
Pass Attempts	43	Ole Miss	11/1/08
Pass Yards	319	Ole Miss	11/1/08
Pass TDs	1	4x (last vs. Mississippi State)	9/12/09
Interceptions	3	Ole Miss	11/1/08
Rush Attempts	22	Mississippi State	9/15/07
Rush Yards	158	UT Martin	11/8/08
Rush TDs	3	Mississippi State	9/12/09

BURNS' GAME-BY-GAME TOTAL OFFENSE STATS

DATE	OPPONENT	REC - TDs	PASS - TDs	RUSH - TDs	TOTAL - TDs
9/5/09	LOUISIANA TECH	0	0	23 - 1	23 - 1
9/12/09	* MISSISSIPPI STATE	2 - 0	13 - 1	32 - 3	45 - 4
9/19/09	WEST VIRGINIA	8 - 0	16 - 0	10 - 0	34 - 0
9/26/09	BALL STATE	0 - 0	0 - 0	2 - 0	2 - 0
10/3/09	at Tennessee	0 - 0	17 - 0	16 - 0	33 - 0
10/10/09	* at Arkansas	0 - 0	0 - 0	7 - 0	7 - 0
10/17/09	* KENTUCKY	0 - 0	15 - 0	37 - 0	52 - 0
10/24/09	at LSU				
10/31/09	OLE MISS				
11/7/09	FURMAN				
11/14/09	at Georgia				
11/27/09	ALABAMA				

BURNS' GAME-BY-GAME RUSHING STATS

DATE	OPPONENT	ATT	YDS	Avg.	TD	TD Runs
9/5/09	LOUISIANA TECH	8	23	2.9	1	1
9/12/09	* MISSISSIPPI STATE	9	32	3.6	3	1, 1, 1
9/19/09	WEST VIRGINIA	7	10	1.4	0	--
9/26/09	BALL STATE	1	2	2.0	0	--
10/3/09	at Tennessee	5	16	3.2	0	--
10/10/09	* at Arkansas	2	7	3.5	0	--
10/17/09	* KENTUCKY	6	37	6.2	0	--
10/24/09	at LSU					
10/31/09	OLE MISS					
11/7/09	FURMAN					
11/14/09	at Georgia					
11/27/09	ALABAMA					

BURNS' GAME-BY-GAME RECEIVING STATS

DATE	OPPONENT	REC	YDS	AVG	TD	TD REC
9/5/09	LOUISIANA TECH	0	0	0.0	0	--
9/12/09	* MISSISSIPPI STATE	1	2	2.0	0	--
9/19/09	WEST VIRGINIA	1	8	8.0	0	--
9/26/09	BALL STATE	0	0	0.0	0	--
10/3/09	at Tennessee	0	0	0.0	0	--
10/10/09	* at Arkansas	0	0	0.0	0	--
10/17/09	* KENTUCKY	0	0	0.0	0	--
10/24/09	at LSU					
10/31/09	OLE MISS					
11/7/09	FURMAN					
11/14/09	at Georgia					
11/27/09	ALABAMA					



JOSH #17
BYRNES LB

6-2 · 239 · Jr. · 2L
Lauderdale Lakes, Fla. (Boyd Anderson)
Human Development and Family Studies

CAREER — Has started 15 consecutive games dating back to last season.

2009 — Sixth in SEC in Tackles Per Game, 8.6 tpg ... T-10th in SEC in passes defended per game, 0.86 ... Second on team with 60 tackles ... Started at LB in season opener vs. Louisiana Tech and tied for team lead with eight total tackles ... Tied for team lead with eight tackles vs. Mississippi State ... Picked off QB Geno Smith with less than three min-

The Players

utes left to seal victory over West Virginia ... Finished with career-high 12 tackles vs. WVA, 10 coming on solo stops ... Against Ball State, registered first career fumble recovery, had 1.0 TFL (minus 3 yards) and had six tackles, five solo ... Forced a fumble, broke up two passes, had one QB hurry and finished with nine tackles in win over Tennessee ... Against Arkansas, broke up two passes and totaled eight tackles, with five solo stops ... Against Kentucky, led Tigers with nine tackles, six solo, and first career sack (minus 7 yards) ... In SEC games, is averaging 8.5 tackles per game (34 in four games).

BYNES' CAREER DEFENSIVE STATS

YEAR	G/GS	TT	UT	AT	TFL-YDS	QBS-YDS	FF/FR	PD	I/YDS
2007	4/0	10	8	2	2.0-4	0.0-0	1/0	0	0-0
2008	12/8	53	24	29	3.0-7	0.0-0	0/0	4	3-33
2009	7/7	60	38	22	2.0-10	1.0-7	0/1	6	1-5
Totals	23/15	123	70	53	7.0-21	1.0-7	1/1	10	4-38

BYNES' CAREER GAME HIGH STATS

	No.	Opponent	Date
Tackles	12	West Virginia	9/19/09
Tackles for loss	2.0	Arkansas	10/11/08
Sacks	1.0	Kentucky	10/17/09

BYNES' GAME-BY-GAME DEFENSIVE STATS

DATE	OPPONENT	TT	UT	AT	TFL-YDS	QBS-YDS
9/5/09	* LOUISIANA TECH	8	5	3	0.0-0	0.0-0
9/12/09	* MISSISSIPPI STATE	8	2	6	0.0-0	0.0-0
9/19/09	* WEST VIRGINIA	12	10	2	0.0-0	0.0-0
9/26/09	* BALL STATE	6	5	1	1.0-3	0.0-0
10/3/09	* at Tennessee	9	5	4	0.0-0	0.0-0
10/10/09	* at Arkansas	8	5	3	0.0-0	0.0-0
10/17/09	* KENTUCKY	9	6	3	1.0-7	1.0-7
10/24/09	at LSU					
10/31/09	OLE MISS					
11/7/09	FURMAN					
11/14/09	at Georgia					
11/27/09	ALABAMA					



WES **#18**
BYRUM **K**
6-2 · 209 · Jr. · 2L
Ft. Lauderdale, Fla. (St. Thomas Aquinas)
Business

CAREER — Has connected on two game-winning field goals, at Florida and at Arkansas, both in 2007 ... Has hit three field goals in a game six times.

2009 — Named SEC Special Teams Player of the Week (10/5) ... Named Lou Groza Star of the Week (10/5) ... Second in SEC in scoring (kick) and third in SEC/24th in NCAA (overall), averaging 8.9 ppg ... T-Fourth in SEC in FG's made ... T-15th in NCAA in FG's per game, 1.57 ... Phil Steele's Third-Team Midseason All-SEC ... Was 3-for-3 in FG attempts and 4-4 on PAT tries in season opener vs. Louisiana Tech ... Hit long FG of 49 yards vs. Tech, marking longest FG since hitting 52-yarder on 9/6/08 vs. Southern Miss ... Three FG's also tied career best for the fifth time ... Also kicked off four times for 64.8 average vs. Tech ... Did not attempt a FG vs. Mississippi State ... Hit both FG attempts vs. West Virginia, connecting from 46 and 42 yards out ... Connected on only FG attempt vs. Ball State, from 32 yards out ... Against Tennessee, accounted for 14 of team's 26 points hitting 4-of-5 FG attempts and a pair of PAT's ... The four FG's made and five attempts were both career highs ... Only miss came from 46 yards out and was first of season ... Hit only FG attempt of game, connecting from 37-yards out for AU's first score of the game vs. Arkansas ... Also kicked off one time for a touchback vs. Hogs ... Six of 12 FG attempts have come from 40 yards or more this season.

BYRUM'S CAREER KICKING STATS

YEAR	FG-A	Pct.	0-19	20-29	30-39	40-49	50+	PAT	Pts
2007	17-23	73.9	0-0	5-5	9-10	3-8	0-0	35-36	86
2008	11-19	57.9	2-2	2-3	3-6	3-7	1-1	22-23	55
2009	11-12	91.7	1-1	3-3	2-2	5-6	0-0	29-29	62
Totals	39-54	72.2	3-3	10-11	14-18	11-21	1-1	84-86	203

BYRUM'S CAREER GAME HIGH STATS

	No.	Opponent	Date
FG Attempts	5	2x (last vs. Tennessee)	10/3/09
FGs Made	4	vs. Tennessee	10/3/09

2009 Field Goal Sequence (Made/Missed):

9/5/09	LOUISIANA TECH: 29, 49, 47
9/12/09	MISSISSIPPI STATE: --
9/19/09	WEST VIRGINIA: 46, 42
9/26/09	BALL STATE: 32
10/3/09	at Tennessee: 29, 43, 46, 19, 22
10/10/09	at Arkansas: 37
10/17/09	KENTUCKY: --
10/24/09	at LSU
10/31/09	OLE MISS
11/7/09	FURMAN
11/14/09	at Georgia
11/27/09	ALABAMA



ANTOINE **#45**
CARTER **DE**
6-4 · 263 · Jr. · 2L
Ft. Lauderdale, Fla. (Dillard)
Liberal Arts

2009 — Missed first three games of season due to injury ... Returned to play against Ball State ... Had three tackles, two solo, vs. Ball State ... Against Tennessee, only tackle of game was a TFL (minus 3 yards) ... Notched first sack of season (minus 8 yards) for only tackle vs. Arkansas ... Against Kentucky, earned first start of season and had career-high five tackles with a pair of QB hurries.

CARTER'S CAREER DEFENSIVE STATS

YEAR	G/GS	TT	UT	AT	TFL-YDS	QBS-YDS	FF/FR	PD	I/YDS
2007	13/0	16	8	8	4.0-23	1.5-16	0/0	1	0/0
2008	10/1	16	11	5	6.5-32	2.5-19	0/0	0	0/0
2009	4/1	10	5	5	2.0-11	1.0-8	0/0	0	0/0
Totals	27/2	42	24	18	12.5-66	5.0-43	0/0	1	0/0

CARTER'S CAREER GAME HIGH STATS

	No.	Opponent	Date
Tackles	5	Kentucky	10/17/09
Tackles for loss	3.0	UT Martin	11/8/08
Sacks	1.0	4x (last vs. Arkansas)	10/10/09

CARTER'S GAME-BY-GAME DEFENSIVE STATS

DATE	OPPONENT	TT	UT	AT	TFL-YDS	QBS-YDS
9/5/09	LOUISIANA TECH					
9/12/09	MISSISSIPPI STATE					
9/19/09	WEST VIRGINIA					
9/26/09	BALL STATE	3	2	1	0.0-0	0.0-0
10/3/09	at Tennessee	1	1	0	1.0-3	0.0-0
10/10/09	at Arkansas	1	1	0	1.0-8	1.0-8
10/17/09	* KENTUCKY	5	1	4	0.0-0	0.0-0
10/24/09	at LSU					
10/31/09	OLE MISS					
11/7/09	FURMAN					
11/14/09	at Georgia					
11/27/09	ALABAMA					

The Players



NEIL CAUDLE #19
QB
 6-3 · 200 · Jr. · SQ
 Hoover, Ala. (Spain Park)
 Building Science

2009 — Saw limited play in season opener vs. Louisiana Tech ... Had a pair of pass attempts wiped out by penalty vs. Mississippi State in limited action ... Against Ball State, hit 2-of-3 passes for 19 yards and scored on a 52-yard run in fourth quarter.

CAUDLE'S CAREER PASSING STATS

YEAR	G/GS	CMP	ATT	PCT	YDS	INT	TD	LP/OPPONENT
2007	1/0	0	3	.000	---	1	---	---
2008	2/0	4	5	80.0	32	0	---	16/UT Martin
2009	3/0	2	3	66.7	19	1	---	14/Ball State
Totals	6/0	6	11	54.5	52	2	---	16/UT Martin

CAUDLE'S GAME-BY-GAME PASSING STATS

DATE	OPPONENT	CMP	ATT	YDS	INT	TD
9/5/09	LOUISIANA TECH	0	0	0	0	0
9/12/09	MISSISSIPPI STATE	0	0	0	0	0
9/19/09	WEST VIRGINIA			DID NOT PLAY		
9/26/09	BALL STATE	2	3	19	1	0
10/3/09	at Tennessee			DID NOT PLAY		
10/10/09	at Arkansas			DID NOT PLAY		
10/17/09	KENTUCKY			DID NOT PLAY		
10/24/09	at LSU					
10/31/09	OLE MISS					
11/7/09	FURMAN					
11/14/09	at Georgia					
11/27/09	ALABAMA					



ZACH CLAYTON #98
DL
 6-3 · 281 · Jr. · 2L
 Opelika, Ala. (Opelika)
 Finance

2009 — Did not play in season opener vs. Louisiana Tech ... Recorded three tackles in first game of season vs. Mississippi State ... Had one solo tackle vs. West Virginia ... Against Ball State, had one TFL (minus 5 yards) to go with two total tackles ... Has not played in last three games due to injury.

CLAYTON'S CAREER DEFENSIVE STATS

YEAR	G/GS	TT	UT	AT	TFL-YDS	QBS-YDS	FF/FR	PD	I/YDS
2007	10/0	8	4	4	0.5-2	0.0-0	0/0	0	0-0
2008	11/1	22	16	6	7.5-40	4.5-35	0/0	0	0-0
2009	3/0	6	3	3	1.0-5	0.0-0	0/0	0	0-0
Totals	24/1	36	23	13	9.0-47	4.5-35	0/0	0	0/0

CLAYTON'S GAME-BY-GAME DEFENSIVE STATS

DATE	OPPONENT	TT	UT	AT	TFL-YDS	QBS-YDS
9/5/09	LOUISIANA TECH				DID NOT PLAY	
9/12/09	MISSISSIPPI STATE	3	1	2	0.0-0	0.0-0
9/19/09	WEST VIRGINIA	1	1	0	0.0-0	0.0-0
9/26/09	BALL STATE	2	1	1	1.0-5	0.0-0
10/3/09	at Tennessee				DID NOT PLAY	
10/10/09	at Arkansas				DID NOT PLAY	
10/17/09	KENTUCKY				DID NOT PLAY	
10/24/09	at LSU					
10/31/09	OLE MISS					
11/7/09	FURMAN					
11/14/09	at Georgia					
11/27/09	ALABAMA					



ANTONIO COLEMAN #52
DE
 6-3 · 261 · Sr. · 3L
 Mobile, Ala. (Williamson)
 Graduate

CAREER — Has started 18 of the last 18 games played (missed UT Martin game in '08 due to injury) ... Has two touchdown returns, one fumble (vs. Kansas State 9/1/07) and one interception (vs. Miss. State 9/12/09) ... Tied for sixth in career sacks with 17.0 ... Needs 1.5 sacks to move into tie with Reggie Torbor (2000-03) for fifth with 18.5.

2009 — Named to Rotary Lombardi Defensive Lineman Award watch list, Chuck Bednarik Defensive Player of the Year Award watch list, Ted Hendricks Defensive End of the Year watch list and Lowe's Senior CLASS Award watch list ... T-16th in SEC in sacks per game, 0.42 spg ... Phil Steele's Third-Team Midseason All-America and First-Team Midseason All-SEC ... Recorded 2.5 TFLs with 1.0 sack and seven total tackles in season opener vs. Louisiana Tech ... Against Mississippi State, scored on 20-yard INT return to give AU a 14-0 lead ... INT was first of career ... Also had three tackles vs. Mississippi State ... Finished with 1.0 sack (minus 2 yards), 1.5 TFLs (minus 5 yards), one recovered fumble and one QB hurry to go with six total tackles vs. West Virginia ... Against Ball State, had half a sack (minus 3 yards), one pass break-up, one QB hurry to go with three total tackles ... Did not record a tackle vs. UT, snapping streak of 18 consecutive games with at least one tackle ... Against Kentucky, broke up a pass, had half a TFL and five total stops.

COLEMAN'S CAREER DEFENSIVE STATS

YEAR	G/GS	TT	UT	AT	TFL-YDS	QBS-YDS	FF/FR	PD	I/YDS
2006	13/0	18	14	4	1.0-3	0.0-0	0/0	0	0/0
2007	13/8	38	29	9	18.5-84	8.5-54	1/1	3	0/0
2008	11/11	46	29	17	10.5-43	1.0-33	1/0	1	0/0
2009	7/7	24	10	14	5.0-18	2.5-12	0/1	3	1/20
Totals	44/26	126	82	44	35.0-148	17.0-99	2/2	7	1/20

COLEMAN'S CAREER GAME HIGH STATS

	No.	Opponent	Date
Tackles	8	Georgia	11/10/07
Tackles for loss	4.0	Georgia	11/10/07
Sacks	2.0	Ole Miss	10/27/07

COLEMAN'S GAME-BY-GAME DEFENSIVE STATS

DATE	OPPONENT	TT	UT	AT	TFL-YDS	QBS-YDS
9/5/09	* LOUISIANA TECH	7	4	3	2.5-10	1.0-7
9/12/09	* MISSISSIPPI STATE	3	0	3	0.0-0	0.0-0
9/19/09	* WEST VIRGINIA	6	3	3	1.5-5	1.0-2
9/26/09	* BALL STATE	3	1	2	0.5-3	0.5-3
10/3/09	* at Tennessee	0	0	0	0.0-0	0.0-0
10/10/09	* at Arkansas	0	0	0	0.0-0	0.0-0
10/17/09	* KENTUCKY	5	2	3	0.5-0	0.0-0
10/24/09	at LSU					
10/31/09	OLE MISS					
11/7/09	FURMAN					
11/14/09	at Georgia					
11/27/09	ALABAMA					


The Players



JARED #79
COOPER OL

6-4 · 3295 · So. · SQ
Brewton, Ala. (W.S. Neal)
History in Education

2009 — Has seen playing time in every game on special teams.



CLAYTON #96
CROFOOT DS

6-6 · 191 · Sr. · 1L
Orlando, Fla. (The First Academy)
Supply Chain Management-Business

CAREER — Awarded scholarship by coaching staff.

2009 — Holder on all field goal and PAT's.



CLINTON #97
DURST P

6-1 · 191 · Sr. · 1L
Destin, Fla. (Ft. Walton Beach)
Marketing-Business

CAREER — Awarded scholarship by coaching staff during 2009 fall camp.

2009 — Seventh in SEC/66th in NCAA in punting, 39.8 ypp ... Phil Steele's Third-Team Midseason All-SEC ... Averaged 41.0 yards on two punts in season opener vs. Louisiana Tech ... Put one punt inside the 20-yard line vs. Tech ... Against Mississippi State, punted four times for 36.0 yard average and put two punts inside 20-yard line ... Averaged 44.0 yards on five punts vs. West Virginia with a long of 50 yards ... Against Ball State, punted twice for 43.5 ypp average ... Averaged 43.6 ypp on five attempts vs. Tennessee ... Pinned two punts inside 20-yard line vs. UT ... Had season long punt of 52 yards vs. UT ... Against Arkansas, averaged 39.0 yards on seven punts with a long of 52 yards ... Punted seven times against Kentucky for a 35.7 average, including a season-long punt of 54 yards ... Put one punt inside the 20-yard line vs. UK.

DURST'S CAREER PUNTING STATS

YEAR	G	NO	YDS	AVG	IN20	LP/OPPONENT
2008	11	70	2947	42.1	18	58/Louisiana-Monroe
2009	7	32	1274	39.8	7	54/Kentucky
Totals	18	102	4221	41.3	24	58/Louisiana-Monroe

DURST'S CAREER GAME HIGH STATS

	No.	Opponent	Date
Punts	9	3x (last at Alabama)	11/29/08
IN 20	4	Louisiana-Monroe	8/30/08

DURST'S GAME-BY-GAME PUNTING STATS

DATE	OPPONENT	NO	YDS	AVG	IN20	Long
9/5/09	LOUISIANA TECH	2	82	41.0	1	47
9/12/09	MISSISSIPPI STATE	4	144	36.0	2	45
9/19/09	WEST VIRGINIA	5	220	44.0	1	50
9/26/09	BALL STATE	2	87	43.5	0	50
10/3/09	at Tennessee	5	218	43.6	2	52
10/10/09	at Arkansas	7	273	39.0	0	52
10/17/09	KENTUCKY	7	250	35.7	1	54
10/24/09	at LSU					
10/31/09	OLE MISS					
11/7/09	FURMAN					
11/14/09	at Georgia					
11/27/09	ALABAMA					



BART #53
EDDINS OL

6-4 · 297 · Jr. · 2L
Montgomery, Ala. (Trinity Presbyterian)
Agriculture Economics

2009 — Saw playing time in season opener vs. Louisiana Tech and SEC opener vs. Mississippi State ... Had one knockdown block vs. Mississippi State ... Totaled two knockdown blocks vs. Ball State ... In first career start, totaled a team-high eight knockdown blocks against Tennessee ... Is part of line that has allowed five sacks in 202 pass attempts this season.



ZAC #4
ETHERIDGE SS

6-0 · 212 · Jr. · 2L
Troy, Ala. (Charles Henderson)
Public Administration

CAREER — Has started 31 consecutive games.

2009 — T-26th in SEC in Tackles Per Game, 6.0 tpg ... Tied for team lead with eight tackles in season opener vs. Louisiana Tech ... Six tackles were solo ... Also had one QBH and half a TFL (minus 2 yards) ... Tied for team lead with eight tackles, six solo, vs. Mississippi State ... Recorded 1.0 TFL for minus 7 yards to go with three total tackles vs. West Virginia ... Against Ball State, forced and recovered fumble to go with three total tackles ... Tallied six tackles, with five solo stops, in win over Tennessee ... Broke up one pass and registered seven tackles, all solo, vs. Arkansas ... Against Kentucky, totaled seven tackles, five solo, with career-best 1.5 TFL's ... Of 42 total tackles this season, 32 have been solo.

ETHERIDGE'S CAREER DEFENSIVE STATS

YEAR	G/GS	TT	UT	AT	TFL-YDS	QBS-YDS	FF/FR	PD	INT-YDS
2006	3/0	0	0	0	0.0-0	0.0-0	0/0	0	0-0
2007	12/12	65	39	26	1.5-7	0.5-6	2/1	5	0-0
2008	12/12	74	38	36	1.5-6	0.0-0	0/0	3	1-0
2009	7/7	42	32	10	3.0-10	0.0-0	1/1	1	0-0
Totals	34/31	182	109	72	6.0-23	0.5-6	3/2	9	1-0

ETHERIDGE'S CAREER GAME HIGH STATS

	No.	Opponent	Date
Tackles	11	vs. Alabama	11/29/08
Interceptions	1	vs. Southern Miss	9/06/08

The Players

ETHERIDGE'S GAME-BY-GAME DEFENSIVE STATS

DATE	OPPONENT	TT	UT	AT	PD	INT-YDS
9/5/09	* LOUISIANA TECH	8	6	2	0	0-0
9/12/09	* MISSISSIPPI STATE	8	6	2	0	0-0
9/19/09	* WEST VIRGINIA	3	1	2	0	0-0
9/26/09	* BALL STATE	3	1	2	0	0-0
10/3/09	* at Tennessee	6	5	1	0	0-0
10/10/09	* at Arkansas	7	7	0	1	0-0
10/17/09	* KENTUCKY	7	5	2	0	0-0
10/24/09	at LSU					
10/31/09	OLE MISS					
11/7/09	FURMAN					
11/14/09	at Georgia					
11/27/09	ALABAMA					

passes for 9 yards ... Has caught a pass in nine consecutive games dating back to last season ... Current streak began vs. UGA (11/15/08).

FANNIN'S CAREER RUSHING STATS

YEAR	G/GS	NO	YDS	AVG	TD	LP/OPPONENT
2006	3/0	0	0	0.0	0	--
2007	13/2	84	448	5.3	5	67/New Mexico State
2008	12/3	54	238	4.4	1	35/Georgia
2009	7/3	13	106	8.1	0	32/Tennessee
Totals	35/8	151	792	5.2	6	67/New Mexico State

FANNIN'S CAREER KOR STATS

YEAR	G	NO	YDS	AVG	TD	LP/OPPONENT
2006	3/0	0	0	0.0	0	--
2007	13/2	19	399	21.0	0	40/Mississippi State
2008	12/3	11	248	22.5	0	69/West Virginia
2009	7/3	10	214	21.4	0	33/Ball State
Totals	35/8	40	861	21.5	0	69/West Virginia

FANNIN'S CAREER RECEIVING STATS

YEAR	G/GS	NO	YDS	AVG	TD	LP/OPPONENT
2006	3/0	0	0	0.0	0	--
2007	13/2	18	176	9.8	2	22/Clemson
2008	12/3	20	223	11.2	2	52/Georgia
2009	7/3	23	255	11.0	2	82/West Virginia
Totals	35/8	61	654	10.7	6	82/West Virginia

FANNIN'S CAREER GAME HIGH STATS

	No.	Opponent	Date
Rush Attempts	15	New Mexico State	9/22/07
Rush Yards	103	New Mexico State	9/22/07
Rush TDs	3	New Mexico State	9/22/07
Receptions	8	Louisiana Tech	9/5/09
Rec. Yards	82	2x (last vs. West Virginia)	9/19/09
Kickoff Returns	5	Mississippi State	9/15/07
Kick Ret. Yds.	110	Mississippi State	9/15/07

FANNIN'S GAME-BY-GAME TOTAL OFFENSE STATS

DATE	OPPONENT	REC - TDs	PASS - TDs	RUSH - TDs	TOTAL - TDs
9/5/09	* LOUISIANA TECH	82 - 0	0 - 0	0 - 0	82 - 0
9/12/09	MISSISSIPPI STATE	3 - 0	0 - 0	75 - 0	78 - 0
9/19/09	WEST VIRGINIA	82 - 1	0 - 0	0 - 0	82 - 1
9/26/09	* BALL STATE	55 - 1	0 - 0	0 - 0	55 - 1
10/3/09	* at Tennessee	25 - 0	0 - 0	32 - 0	57 - 0
10/10/09	at Arkansas	-1 - 0	0 - 0	0 - 0	-1 - 0
10/17/09	KENTUCKY	9 - 0	0 - 0	-1 - 0	8 - 0
10/24/09	at LSU				
10/31/09	OLE MISS				
11/7/09	FURMAN				
11/14/09	at Georgia				
11/27/09	ALABAMA				

FANNIN'S GAME-BY-GAME RECEIVING STATS

DATE	OPPONENT	REC	YDS	AVG	TD	TD REC
9/5/09	* LOUISIANA TECH	8	82	10.3	0	--
9/12/09	MISSISSIPPI STATE	1	3	3.0	0	--
9/19/09	WEST VIRGINIA	1	82	82.0	1	82
9/26/09	* BALL STATE	3	55	18.3	1	36
10/3/09	* at Tennessee	6	25	4.2	0	--
10/10/09	at Arkansas	2	-1	-0.5	0	--
10/17/09	KENTUCKY	2	9	4.5	0	--
10/24/09	at LSU					
10/31/09	OLE MISS					
11/7/09	FURMAN					
11/14/09	at Georgia					
11/27/09	ALABAMA					

JONATHAN #35 EVANS LB

5-11 · 207 · Fr. · HS
Prichard, Ala. (Mattie T. Blount)
Undecided

2009 — Recorded one assisted tackle in first collegiate action vs. Louisiana Tech ... Also had one tackle in SEC opener vs. Mississippi State ... Against Ball State, totaled two solo tackles ... Had a pair of solo stops in win over Tennessee ... Totaled two tackles, both solo, against Arkansas ... Had one tackle vs. Kentucky.

EVANS' CAREER DEFENSIVE STATS

YEAR	G/GS	TT	UT	AT	TFL-YDS	QBS-YDS	FF/FR	PD	I/YDS
2009	7/0	9	6	3	0.0-0	0.0-0	0/0	0	0/0

EVANS' GAME-BY-GAME DEFENSIVE STATS

DATE	OPPONENT	TT	UT	AT	TFL-YDS	QBS-YDS
9/5/09	LOUISIANA TECH	1	0	1	0.0-0	0.0-0
9/12/09	MISSISSIPPI STATE	1	0	1	0.0-0	0.0-0
9/19/09	WEST VIRGINIA	0	0	0	0.0-0	0.0-0
9/26/09	BALL STATE	2	2	0	0.0-0	0.0-0
10/3/09	at Tennessee	2	2	0	0.0-0	0.0-0
10/10/09	at Arkansas	2	2	0	0.0-0	0.0-0
10/17/09	KENTUCKY	1	0	1	0.0-0	0.0-0
10/24/09	at LSU					
10/31/09	OLE MISS					
11/7/09	FURMAN					
11/14/09	at Georgia					
11/27/09	ALABAMA					

MARIO #27 FANNIN RB

5-11 · 225 · Jr. · 2L
Hampton, Ga. (Lovejoy)
Undecided

2009 — Started and set career highs in receptions, eight, and receiving yards, 82, in season opener vs. Louisiana Tech ... Led team in receiving yards and catches vs. Tech ... Rushed for 75 yards on nine carries in SEC opener vs. Mississippi State ... Scored on 82-yard TD catch vs. West Virginia ... The 82-yard catch was longest offensive play of career and tied game at 27-27 in third quarter ... Against Ball State, hauled in three passes for 55 yards including 36-yard TD catch in third quarter ... Led Tigers with six receptions against Tennessee ... Totaled 25 yards receiving vs. Vols ... Also had one 32-yard rushing vs. UT ... Had two catches against Arkansas ... Against Kentucky, caught two

The Players



NICK FAIRLEY #90 DL
 6-5 · 293 · So. · JC
 Mobile, Ala. (Copolah-Lincoln CC)
 Undecided

2009 — Started first career game in season opener vs. Louisiana Tech ... Recorded five tackles with half a TFL, one fumble recovery and two QBH ... Had half a TFL (minus 3 yards), two QB hurries and three total tackles vs. West Virginia ... Recorded one tackle vs. Ball State ... Recorded first blocked PAT of career in win over Tennessee ... Block came on UT's first score near the end of the first half and gave Auburn a 13-6 edge ... Posted three tackles, with one solo, vs. Arkansas ... Registered a TFL (minus 2 yards) as only tackle vs. Kentucky.

FAIRLEY'S CAREER DEFENSIVE STATS

YEAR	G/GS	TT	UT	AT	TFL-YDS	QBS-YDS	FF/FR	PD	I/YDS
2009	7/1	14	6	8	2.0-5	0.0-0	0/1	0	0/0

FAIRLEY'S GAME-BY-GAME DEFENSIVE STATS

DATE	OPPONENT	TT	UT	AT	TFL-YDS	QBS-YDS
9/5/09	* LOUISIANA TECH	2	3	5	0.5-0	0.0-0
9/12/09	MISSISSIPPI STATE	0	0	0	0.0-0	0.0-0
9/19/09	WEST VIRGINIA	3	1	2	0.5-3	0.0-0
9/26/09	BALL STATE	1	1	0	0.0-0	0.0-0
10/3/09	at Tennessee	1	0	1	0.0-0	0.0-0
10/10/09	at Arkansas	3	1	2	0.0-0	0.0-0
10/17/09	KENTUCKY	1	1	0	1.0-2	0.0-0
10/24/09	at LSU					
10/31/09	OLE MISS					
11/7/09	FURMAN					
11/14/09	at Georgia					
11/27/09	ALABAMA					



DEE FORD #95 DE
 6-4 · 214 · Fr. · HS
 Odenville, Ala. (St. Clair County)
 Undecided

2009 — In first collegiate game, recorded one tackle with two QBH ... Had one tackle, solo, and one QB hurry in limited snaps vs. Mississippi State ... Had one QB hurry vs. West Virginia ... Against Ball State, had season highs with four tackles with one sack (minus 10 yards) and half a TFL (minus 1 yard) with one QB hurry ... Registered two tackles against Arkansas.

FORD'S CAREER DEFENSIVE STATS

YEAR	G/GS	TT	UT	AT	TFL-YDS	QBS-YDS	FF/FR	PD	I/YDS
2009	7/0	8	3	5	1.5-11	1.0-10	0/0	0	0/0

FORD'S GAME-BY-GAME DEFENSIVE STATS

DATE	OPPONENT	TT	UT	AT	TFL-YDS	QBS-YDS
9/5/09	LOUISIANA TECH	1	0	1	0.0-0	0.0-0
9/12/09	MISSISSIPPI STATE	1	1	0	0.0-0	0.0-0
9/19/09	WEST VIRGINIA	0	0	0	0.0-0	0.0-0
9/26/09	BALL STATE	4	1	3	1.5-11	1.0-10
10/3/09	at Tennessee	0	0	0	0.0-0	0.0-0
10/10/09	at Arkansas	2	1	1	0.0-0	0.0-0
10/17/09	KENTUCKY	0	0	0	0.0-0	0.0-0
10/24/09	at LSU					
10/31/09	OLE MISS					
11/7/09	FURMAN					
11/14/09	at Georgia					
11/27/09	ALABAMA					



ELTORO FREEMAN #21 LB
 5-11 · 219 · So. · JC
 Alexander City, Ala. (Miss. Gulf Coast CC)
 Philosophy

SPRING 2009 — Participated in spring drills at Auburn after enrolling in January.

2009 — Did not play in season opener vs. Louisiana Tech ... In first collegiate action, recorded six tackles vs. Mississippi State ... Earned first career start vs. West Virginia and had one solo tackle.

FREEMAN'S CAREER DEFENSIVE STATS

YEAR	G/GS	TT	UT	AT	TFL-YDS	QBS-YDS	FF/FR	PD	I/YDS
2009	5/3	7	3	4	0.0-0	0.0-0	0/0	0	0/0

FREEMAN'S GAME-BY-GAME DEFENSIVE STATS

DATE	OPPONENT	TT	UT	AT	TFL-YDS	QBS-YDS
9/5/09	LOUISIANA TECH					DID NOT PLAY
9/12/09	MISSISSIPPI STATE	6	2	4	0.0-0	0.0-0
9/19/09	* WEST VIRGINIA	1	1	0	0.0-0	0.0-0
9/26/09	* BALL STATE	0	0	0	0.0-0	0.0-0
10/3/09	* at Tennessee	0	0	0	0.0-0	0.0-0
10/10/09	at Arkansas					DID NOT PLAY
10/17/09	KENTUCKY	0	0	0	0.0-0	0.0-0
10/24/09	at LSU					
10/31/09	OLE MISS					
11/7/09	FURMAN					
11/14/09	at Georgia					
11/27/09	ALABAMA					



HARRIS GASTON #58 LB
 6-1 · 219 · Fr. · HS
 Bessemer, Ala. (Bessemer Academy)
 Undecided

2009 — In first collegiate game, had one solo tackle in season opener vs. Louisiana Tech ... Also had one solo stop vs. Mississippi State ... Had one assisted tackle vs. West Virginia ... Against Ball State, set season high with six tackles.


GASTON'S CAREER DEFENSIVE STATS

YEAR	G/GS	TT	UT	AT	TFL-YDS	QBS-YDS	FF/FR	PD	I/YDS
2009	4/0	9	3	6	0.0-0	0.0-0	0/0	0	0/0

The Players

GASTON'S GAME-BY-GAME DEFENSIVE STATS

DATE	OPPONENT	TT	UT	AT	TFL-YDS	QBS-YDS
9/5/09	LOUISIANA TECH	1	1	0	0.0-0	0.0-0
9/12/09	MISSISSIPPI STATE	1	1	0	0.0-0	0.0-0
9/19/09	WEST VIRGINIA	1	0	1	0.0-0	0.0-0
9/26/09	BALL STATE	6	1	5	0.0-0	0.0-0
10/3/09	at Tennessee				DID NOT PLAY	
10/10/09	at Arkansas				DID NOT PLAY	
10/17/09	KENTUCKY				DID NOT PLAY	
10/24/09	at LSU					
10/31/09	OLE MISS					
11/7/09	FURMAN					
11/14/09	at Georgia					
11/27/09	ALABAMA					



MICHAEL #49
GOGGANS DE
6-3 · 264 · Jr. · 2L
Alexander City, Ala. (Benjamin Russell)
Public Administration

Career — Had streak of 18 consecutive starts snapped vs. Kentucky.

2009 — Started season opener vs. Louisiana Tech, recording two total tackles with one QBH ... Against Mississippi State, had a solo sack (minus 2 yards) to go with four tackles, one pass break-up and one QB hurry ... Sack was first since 2007 (Vanderbilt) ... Picked up three tackles, two solo, vs. West Virginia ... Against Ball State, broke up one pass and totaled four tackles ... Had one TFL (minus 3 yards) and two total tackles against Tennessee ... Registered half a TFL (minus 1 yard) with a QB hurry and two tackles vs. Arkansas ... Had one tackle vs. Kentucky.

GOGGAN'S CAREER DEFENSIVE STATS

YEAR	G/GS	TT	UT	AT	TFL-YDS	QBS-YDS	FF/FR	PD	I/YDS
2007	12/0	9	4	5	2.0-3	1.0-2	0/1	0	0-0
2008	12/12	27	16	11	4.0-12	0.0-0	0/1	0	0-0
2009	7/6	18	8	10	2.5-6	1.0-2	0/0	1	0-0
Totals	31/18	54	28	26	8.5-21	2.0-3	0/2	1	0-0

GOGGAN'S CAREER GAME HIGH STATS

	No.	Opponent	Date
Tackles	6	vs. Alabama	11/29/08
Tackles for loss	2.0	2x, (last vs. Arkansas)	11/29/08
Sacks	1.0	2x (last vs. Mississippi State)	9/12/09

GOGGAN'S GAME-BY-GAME DEFENSIVE STATS

DATE	OPPONENT	TT	UT	AT	TFL-YDS	QBS-YDS
9/5/09	* LOUISIANA TECH	2	1	1	0.0-0	0.0-0
9/12/09	* MISSISSIPPI STATE	4	1	3	1.0-2	1.0-2
9/19/09	* WEST VIRGINIA	3	2	1	0.0-0	0.0-0
9/26/09	* BALL STATE	4	2	2	0.0-0	0.0-0
10/3/09	* at Tennessee	2	1	1	1.0-3	0.0-0
10/10/09	* at Arkansas	2	0	2	0.5-1	0.0-0
10/17/09	KENTUCKY	1	1	0	0.0-1	0.0-1
10/24/09	at LSU					
10/31/09	OLE MISS					
11/7/09	FURMAN					
11/14/09	at Georgia					
11/27/09	ALABAMA					



ANTHONY #84
GULLEY WR
5-9 · 176 · Fr. · HS
Brantley, Ala. (Brantley)
Undecided

2009 — Saw game time, returning one punt, in season opener vs. Louisiana Tech ... Returned two punts for 24 yards with a long of 17 yards vs. West Virginia ... Fielded a pair of punts and returned one kickoff for 24 yards vs. Ball State.

GULLEY'S CAREER RECEIVING STATS

YEAR	G/GS	NO	YDS	AVG	TD	LP/OPPONENT
2009	5/0	0	0	0.0	0	--

GULLEY'S GAME-BY-GAME RECEIVING STATS

DATE	OPPONENT	REC	YDS	AVG	TD	TD REC
9/5/09	LOUISIANA TECH	0	0	0.0	0	--
9/12/09	MISSISSIPPI STATE	0	0	0.0	0	--
9/19/09	WEST VIRGINIA	0	0	0.0	0	--
9/26/09	BALL STATE	0	0	0.0	0	--
10/3/09	at Tennessee	0	0	0.0	0	--
10/10/09	at Arkansas					DID NOT PLAY
10/17/09	KENTUCKY					DID NOT PLAY
10/24/09	at LSU					
10/31/09	OLE MISS					
11/7/09	FURMAN					
11/14/09	at Georgia					
11/27/09	ALABAMA					



TIM #13
HAWTHORNE WR
6-3 · 212 · Jr. · 2L
Birmingham, Ala. (Homewood)
Public Administration

2009 — Started vs. West Virginia but did not record a catch in first playing time of season (injury) ... Has seen playing time in five games, but does not have a reception.

HAWTHORNE'S CAREER RECEIVING STATS

YEAR	G/GS	NO	YDS	AVG	TD	LP/OPPONENT
2007	13/3	4	47	11.8	0	8/New Mexico State
2008	12/1	8	203	25.4	0	58/LSU
2009	5/1	0	0	0.0	0	--
Totals	30/5	12	250	20.8	0	58/LSU

HAWTHORNE'S CAREER GAME HIGH STATS

	No.	Opponent	Date
Receptions	2	LSU	9/20/08
Rec. Yards	87	LSU	9/20/08

The Players

HAWTHORNE'S GAME-BY-GAME RECEIVING STATS

DATE	OPPONENT	REC	YDS	AVG	TD	TD REC
9/5/09	LOUISIANA TECH					
9/12/09	MISSISSIPPI STATE					
9/19/09	* WEST VIRGINIA	0	0	0.0	0	--
9/26/09	BALL STATE	0	0	0.0	0	--
10/3/09	at Tennessee	0	0	0.0	0	--
10/10/09	at Arkansas	0	0	0.0	0	--
10/17/09	KENTUCKY	0	0	0.0	0	--
10/24/09	at LSU					
10/31/09	OLE MISS					
11/7/09	FURMAN					
11/14/09	at Georgia					
11/27/09	ALABAMA					



ADAM HERRING #31
LB
 6-1 · 216 · So. · 1L
 Springdale, Ark. (Shiloh Christian)
 Business Management

2009 — Earned first career start in season opener vs. Louisiana Tech, recording two solo tackles ... Picked up half a TFL (minus 1 yard) and four total tackles vs. Mississippi State ... Recorded one solo tackle vs. West Virginia ... Played, but did not register a tackle vs. Ball State ... Started and recorded a pair of solo tackles vs. Arkansas ... Totaled three tackles vs. Kentucky.

HERRING'S CAREER DEFENSIVE STATS

YEAR	G/GS	TT	UT	AT	TFL-YDS	QBS-YDS	FF/FR	PD	I/YDS
2008	11/0	2	1	1	0.0-0	0.0-0	0/0	0	0/0
2009	7/4	12	7	5	0.5-1	0.0-0	0/0	0	0/0
Totals	18/4	14	8	6	0.5-1	0.0-0	0/0	0	0/0

HERRING'S GAME-BY-GAME DEFENSIVE STATS

DATE	OPPONENT	TT	UT	AT	TFL-YDS	QBS-YDS
9/5/09	* LOUISIANA TECH	2	2	0	0.0-0	0.0-0
9/12/09	* MISSISSIPPI STATE	4	1	3	0.5-1	0.0-0
9/19/09	WEST VIRGINIA	1	1	0	0.0-0	0.0-0
9/26/09	BALL STATE	0	0	0	0.0-0	0.0-0
10/3/09	at Tennessee	0	0	0	0.0-0	0.0-0
10/10/09	* at Arkansas	2	2	0	0.0-0	0.0-0
10/17/09	* KENTUCKY	3	1	2	0.0-0	0.0-0
10/24/09	at LSU					
10/31/09	OLE MISS					
11/7/09	FURMAN					
11/14/09	at Georgia					
11/27/09	ALABAMA					



D'ANTOINE HOOD #24
DB
 5-10 · 187 · So. · 1L
 Phenix City, Ala. (Central-Phenix HS)
 Pre-Business

2009 — Saw first game action vs. Ball State and recorded three solo tackles ... Played, but did not record a tackle vs. Tennessee and Arkansas ... Had one tackle vs. Kentucky.

HOOD'S CAREER DEFENSIVE STATS

YEAR	G/GS	TT	UT	AT	TFL-YDS	QBS-YDS	FF/FR	PD	INT-YDS
2008	12/1	13	7	6	0.0-0	0.0-0	0/1	1	0-0
2009	4/0	4	3	1	0.0-0	0.0-0	0/0	0	0-0
Totals	16/1	17	10	7	0.0-0	0.0-0	0/1	1	0-0

HOOD'S GAME-BY-GAME DEFENSIVE STATS

DATE	OPPONENT	TT	UT	AT	PD	INT-YDS
9/5/09	LOUISIANA TECH					
9/12/09	MISSISSIPPI STATE					
9/19/09	WEST VIRGINIA					
9/26/09	BALL STATE	3	3	0	0	0-0
10/3/09	at Tennessee	0	0	0	0	0-0
10/10/09	at Arkansas	0	0	0	0	0-0
10/17/09	KENTUCKY	1	0	1	0	0-0
10/24/09	at LSU					
10/31/09	OLE MISS					
11/7/09	FURMAN					
11/14/09	at Georgia					
11/27/09	ALABAMA					



MORGAN HULL #37
K
 6-3 · 199 · Jr. · 1L
 Decatur, Ala. (Austin)
 Pre-Medicine

2009 — In season opener vs. Louisiana Tech, kicked off three times for a 66.7 yard average ... Against Mississippi State, kicked off seven times for 67.6 ypk average ... Kicked off eight times vs. West Virginia, averaging 63.9 ypk ... Had one touchback vs. WVVA ... Against Ball State, averaged 59.8 yards on nine kickoffs ... On seven kickoffs vs. Tennessee, averaged 65.0 yards per kick ... Had one touchback and averaged 68.2 yards on four kickoffs vs. Arkansas ... Against Kentucky, kicked off three times for a 44.7 yard average.



BYRON ISOM #57
OL
 6-3 · 291 · Jr. · 2L
 Jonesboro, Ga. (Lovejoy)
 Public Administration

2009 — Started at guard in season opener vs. Louisiana Tech and did not allow a sack in 27 pass attempts ... Also recorded three knockdown blocks vs. Tech ... Started against Mississippi State, did not allow a sack in 24 pass attempts ... Registered three knockdown blocks vs. Mississippi State ... Took every snap vs. West Virginia and registered five knockdown blocks ... Did not play vs. Ball State or Tennessee ... Tied with third-most knockdown blocks vs. Arkansas with seven ... Led Tigers with 5.5 knockdown blocks vs. Kentucky ... Has 23.5 knockdown blocks on season ... Part of o-line that is allowing a sack every 40.4 pass attempts and has given up just five sacks in 202 pass attempts.

The Players



PHILIP #43
LUTZENKIRCHEN TE

6-4 · 262 · Fr. · HS
Marietta, Ga. (Lassiter)
Undecided

2009 — Saw playing time but did not record a catch in season opener vs. Louisiana Tech ... Recorded first career catch, a 13-yard TD reception from Kodi Burns, vs. Mississippi State ... Played, but did not record a catch vs. West Virginia ... Caught 14-yard pass vs. Ball State.

LUTZENKIRCHEN'S CAREER RECEIVING STATS

YEAR	G/GS	NO	YDS	AVG	TD	LP/OPPONENT
2009	7/0	2	27	13.5	1	13/Mississippi State

LUTZENKIRCHEN'S GAME-BY-GAME RECEIVING STATS


DATE	OPPONENT	REC	YDS	AVG	TD	TD REC
9/5/09	LOUISIANA TECH	0	0	0.0	0	--
9/12/09	MISSISSIPPI STATE	1	13	13.0	1	13
9/19/09	WEST VIRGINIA	0	0	0.0	0	--
9/26/09	BALL STATE	1	14	14.0	0	--
10/3/09	at Tennessee	0	0	0.0	0	--
10/10/09	at Arkansas	0	0	0.0	0	--
10/17/09	KENTUCKY	0	0	0.0	0	--
10/24/09	at LSU					
10/31/09	OLE MISS					
11/7/09	FURMAN					
11/14/09	at Georgia					
11/27/09	ALABAMA					



ANDREW #75
McCAIN OT

6-6 · 299 · Sr. · 3L
Birmingham, Ala. (Briarwood Christian)
Health Services Administration

2009 — Earned first career start in season opener vs. Louisiana Tech ... Started at tackle and did not allow a sack in 27 pass attempts ... Tallied three knockdown blocks vs. Tech ... Started at tackle vs. Mississippi State and did not allow a sack in 24 pass attempts .. Finished with six knockdown blocks, third most among linemen, vs. Mississippi State ... Had a pair of knockdown blocks vs. West Virginia ... Played every snap vs. Mountaineers ... Had one knockdown block vs. Tennessee ... Registered half a knockdown block vs. Arkansas ... Helped Tigers rush for 220 yards vs. Kentucky ... Had 2.5 knockdown blocks vs. UK ... Has 15 knockdowns this season ... Is part of line that has allowed five sacks in 202 pass attempts this season.



ONTERIO #23
McCALEBB RB

5-10 · 164 · Fr. · HS
Fort Meade, Fla. (Hargrave Military Academy)
Liberal Arts

Career — Became the first AU freshman to ever rush for 100 yards or more in his first two games ... Is just the fourth AU freshman to rush for 100 yards or more in any two consecutive games (Carnell Williams in 2001, Darrell Williams in 1989 and Ron O'Neal in 1981) ... T-12th in rushing yardage for a freshman in AU history ... Needs 143 yards rushing to move into tie for fifth with Tommie Agee (604 yards in 1983) ... Needs 39 yards to become sixth AU freshman to rush for 500 yards in a season.

2009 — Named SEC Freshman of the Week (9/7) ... Seventh in SEC/73rd in NCAA in rushing with 65.9 ypg ... Ninth in SEC/52nd in NCAA in all-purpose yards with 113.4 ypg ... Became first freshman RB since Bo Jackson (1982) to rush for 100 yards in a game with 148 yards in season opener vs. Louisiana Tech ... Also had one TD vs. Tech, scoring on a 3-yard run ... Also returned two kickoffs for 49 yards vs. Tech ... Started at TB vs. Mississippi State and recorded second consecutive 100-yard rushing effort, going for 114 yards on 16 carries ... Also returned four kickoffs for 81 yards vs. Mississippi State ... Rushed for 20 yards on eight carries vs. West Virginia ... Also returned two kickoffs for 32 yards, with long of 16 yards vs. WVA ... Against Ball State, led Tigers with 83 yards rushing on eight carries and scored from 1-yard out in second quarter ... Had season-long run of 62 yards to set up TD run ... Did not play in second half vs. Ball State due to injury ... Accumulated 204 all-purpose yards against Tennessee ... Rushed 13 times for 51 yards, hauled in a season-high with three receptions and 62 yards and piled up 91 kickoff return yards on a pair of returns ... Against Arkansas, scored on a 3-yard run and accounted for 42 total yards ... Against Kentucky, rushed for 22 yards on seven carries and caught one pass for 2 yards.

MCCALEBB'S CAREER RUSHING STATS

YEAR	G/GS	NO	YDS	AVG	TD	LP/OPPONENT
2009	7/1	80	461	5.7	4	62/Ball State

MCCALEBB'S GAME-BY-GAME RUSHING STATS

DATE	OPPONENT	ATT	YDS	Avg.	TD	TD Runs
9/5/09	LOUISIANA TECH	22	148	6.7	1	3
9/12/09	* MISSISSIPPI STATE	16	114	7.1	1	48
9/19/09	WEST VIRGINIA	8	20	2.5	0	--
9/26/09	BALL STATE	8	83	10.4	1	1
10/3/09	at Tennessee	13	51	3.9	0	--
10/10/09	at Arkansas	6	23	3.8	1	3
10/17/09	KENTUCKY	7	22	3.1	0	--
10/24/09	at LSU					
10/31/09	OLE MISS					
11/7/09	FURMAN					
11/14/09	at Georgia					
11/27/09	ALABAMA					

MCCALEBB'S GAME-BY-GAME ALL-PURPOSE YARDS

DATE	OPPONENT	REC - TDs	RUSH - TDs	KO - TDs	TOTAL - TDs
9/5/09	LOUISIANA TECH	0 - 0	148 - 1	49 - 0	197 - 1
9/12/09	* MISSISSIPPI STATE	0 - 0	114 - 1	81 - 0	195 - 1
9/19/09	WEST VIRGINIA	0 - 0	20 - 0	32 - 0	52 - 0
9/26/09	BALL STATE	-3 - 0	83 - 0	0 - 0	80 - 0
10/3/09	at Tennessee	62 - 0	51 - 0	91 - 0	204 - 0
10/10/09	at Arkansas	0 - 0	23 - 1	19 - 0	42 - 1
10/17/09	KENTUCKY	2 - 0	22 - 0	0 - 0	24 - 0
10/24/09	at LSU				
10/31/09	OLE MISS				
11/7/09	FURMAN				
11/14/09	at Georgia				
11/27/09	ALABAMA				

The Players



WALTER #6
McFADDEN DB
 6-0 · 175 · Sr. · 3L
 Pompano Beach, Fla. (Ely)
 Graduate

Career — Has started 19 consecutive games.

2009 — *T-Seventh in SEC in passes defended per game, 1.00 pg...* Started and recorded one pass break-up with two tackles in season opener vs. Louisiana Tech ... Broke up one pass and tallied four solo tackles in victory over Mississippi State ... Picked off a pass to end scoring threat and totaled five solo tackles vs. West Virginia ... Interception came at AU 28-yard line vs. WVA ... Registered three tackles, with a pair of solo stops, vs. Ball State ... Broke up two passes and totaled six tackles in win vs. Tennessee ... Of 20 tackles, 13 have been solo stops ... Against Arkansas, had an INT, recovered a fumble, broke up a pass and totaled two tackles before leaving with injury ... Did not play second half vs. Hogs due to injury ... Against Kentucky, had a TFL (minus 2 yards) and three solo tackles.

McFADDEN'S CAREER DEFENSIVE STATS


YEAR	G/GS	TT	UT	AT	TFL-YDS	QBS-YDS	FF/FR	PD	INT-YDS
2006	11/0	2	2	0	0.0-0	0.0-0	0/0	0	0-0
2007	13/0	10	5	5	1.0-4	0.0-0	0/0	2	1-93
2008	12/12	29	17	12	1.5-7	0.0-0	0/0	10	2-18
2009	7/7	24	17	7	1.0-2	0.0-0	0/1	6	2-(-4)
Totals	43/19	65	41	24	3.5-13	0.0-0	0/1	18	5-107

McFADDEN'S CAREER GAME HIGH STATS

	No.	Opponent	Date
Tackles	5	3x (last vs. Ole Miss)	11/1/08
Interceptions	1	5x (last vs. Arkansas)	10/10/09

McFADDEN'S GAME-BY-GAME DEFENSIVE STATS

DATE	OPPONENT	TT	UT	AT	PD	INT-YDS
9/5/09	* LOUISIANA TECH	2	1	1	1	0-0
9/12/09	* MISSISSIPPI STATE	4	4	0	1	0-0
9/19/09	* WEST VIRGINIA	5	5	0	1	1-(-4)
9/26/09	* BALL STATE	3	2	1	0	0-0
10/3/09	* at Tennessee	5	1	4	2	0-0
10/10/09	* at Arkansas	2	1	1	1	1-0
10/17/09	* KENTUCKY	3	3	0	0	0-0
10/24/09	at LSU					
10/31/09	OLE MISS					
11/7/09	FURMAN					
11/14/09	at Georgia					
11/27/09	ALABAMA					



GABE #83
McKENZIE DE
 6-5 · 252 · Sr. · 3L
 Mobile, Ala. (Davidson)
 Graduate

2009 — Saw playing time, but did not have a catch in season opener vs. Louisiana Tech ... Switched to defensive end in week four, logging one solo tackle vs. Ball State ... Played several snaps on defense against Kentucky despite not logging a tackle.

McKENZIE'S CAREER DEFENSIVE STATS

YEAR	G/GS	TT	UT	AT	TFL-YDS	QBS-YDS	FF/FR	PD	I/YDS
2008	12/1	11	6	5	2.5-5	0.0-0	0/0	0	1-24
2009	7/0	1	1	0	0.0-0	0.0-0	0/0	0	0-0
TOTALS	19/1	12	7	5	2.5-5	0.0-0	0/0	0	0-0

McKENZIE'S GAME-BY-GAME DEFENSIVE STATS

DATE	OPPONENT	TT	UT	AT	TFL-YDS	QBS-YDS
9/26/09	BALL STATE	1	1	0	0.0-0	0.0-0
10/3/09	at Tennessee	0	0	0	0.0-0	0.0-0
10/10/09	at Arkansas	0	0	0	0.0-0	0.0-0
10/17/09	KENTUCKY	0	0	0	0.0-0	0.0-0
10/24/09	at LSU					
10/31/09	OLE MISS					
11/7/09	FURMAN					
11/14/09	at Georgia					
11/27/09	ALABAMA					

McKENZIE'S CAREER RECEIVING STATS

YEAR	G/GS	NO	YDS	AVG	TD	LP/OPPONENT
2006	13/0	13	137	10.5	1	25/South Carolina
2007	13/0	13	117	9.0	2	20/Kansas State
2008	12/1	3	33	11.0	0	21/Georgia
2009	7/0	0	0	0.0	0	---
Totals	45/1	29	287	9.9	3	25/South Carolina

McKENZIE'S CAREER GAME HIGH STATS

	No.	Opponent	Date
Receptions	4	2x (last vs. Kansas State)	9/1/07
Rec. Yards	42	2x (last vs. Kansas State)	9/1/07
Rec. TDs	1	3x (last vs. South Florida)	9/8/07

McKENZIE'S GAME-BY-GAME RECEIVING STATS

DATE	OPPONENT	REC	YDS	AVG	TD	TD REC
9/5/09	LOUISIANA TECH	0	0	0.0	0	--
9/12/09	MISSISSIPPI STATE	0	0	0.0	0	--
9/19/09	WEST VIRGINIA	0	0	0.0	0	--



MIKE #26
McNEIL S
 6-2 · 201 · Jr. · 2L
 Mobile, Ala. (W.P. Davidson)
 Communications

2009 — Has not played.

McNEIL'S CAREER DEFENSIVE STATS

YEAR	G/GS	TT	UT	AT	TFL-YDS	QBS-YDS	FF/FR	PD	I/YDS
2007	13/0	35	22	13	0.5-1	0.0-0	0/0	0	0/0
2008	12/12	75	42	23	3.0-9	1.0-4	0/1	2	0/0
2009	0/0	0	0	0	0.0-0	0.0-0	0/0	0	0/0
Totals	25/12	100	64	36	3.5-10	1.0-4	0/1	2	0/0

McNEIL'S CAREER GAME HIGH STATS

	No.	Opponent	Date
Tackles	9	3x (last vs. Arkansas)	10/11/08

The Players

MCNEIL'S GAME-BY-GAME DEFENSIVE STATS

DATE	OPPONENT	TT	UT	AT	PD	INT-YDS
9/5/09	LOUISIANA TECH			DID NOT PLAY		
9/12/09	MISSISSIPPI STATE			DID NOT PLAY		
9/19/09	WEST VIRGINIA			DID NOT PLAY		
9/26/09	BALL STATE			DID NOT PLAY		
10/3/09	at Tennessee			DID NOT PLAY		
10/10/09	at Arkansas			DID NOT PLAY		
10/17/09	KENTUCKY			DID NOT PLAY		
10/24/09	at LSU					
10/31/09	OLE MISS					
11/7/09	FURMAN					
11/14/09	at Georgia					
11/27/09	ALABAMA					

RICKS' CAREER GAME HIGH STATS

	No.	Opponent	Date
Tackles	6	Louisiana Tech	9/5/09
Tackles for loss	1.0	4x (last vs. Ole Miss)	11/1/08

RICKS' GAME-BY-GAME DEFENSIVE STATS

DATE	OPPONENT	TT	UT	AT	TFL-YDS	QBS-YDS
9/5/09	* LOUISIANA TECH	6	3	3	0.0-0	0.0-0
9/12/09	* MISSISSIPPI STATE	1	0	1	0.5-0	0.0-0
9/19/09	* WEST VIRGINIA	2	1	1	0.0-0	0.0-0
9/26/09	* BALL STATE	3	2	1	0.0-0	0.0-0
10/3/09	* at Tennessee	1	0	1	0.0-0	0.0-0
10/10/09	* at Arkansas	1	1	0	0.0-0	0.0-0
10/17/09	* KENTUCKY	3	2	1	0.0-0	0.0-0
10/24/09	at LSU					
10/31/09	OLE MISS					
11/7/09	FURMAN					
11/14/09	at Georgia					
11/27/09	ALABAMA					



RYAN PUGH #50 OL
6-4 · 289 · Jr. · 2L
Hoover, Ala. (Hoover)
Pre-Building Science

2009 — Phil Steele's Third-Team Midseason All-SEC ... Started at center in season opener vs. Louisiana Tech and tallied five knockdown blocks ... Did not allow a sack on 27 pass attempts vs. Tech ... Started against Mississippi State and did not allow a sack in 24 pass attempts ... Totaled nine knockdown blocks, second most among offensive linemen, against Mississippi State ... Played every snap vs. West Virginia and totaled 8.5 knockdown blocks ... Led Tigers with 12 knockdown blocks against Ball State ... Totaled six knockdown blocks vs. Tennessee ... Finished with third-highest knockdown total vs. Arkansas, with seven ... Against Kentucky, helped Tigers rush for 2202 yards and totaled five knockdown blocks ... Has 52.5 knockdown blocks this season ... Is part of line that has allowed five sacks in 202 pass attempts this season.



MIKE SLADE #11 DB
6-3 · 192 · So. · 1L
Tallahassee, Fla. (Lincoln)
Communications

2009 — Recorded three tackles in season opener vs. Louisiana Tech ... Had one tackle vs. Mississippi State ... Totaled two solo tackles vs. Arkansas after missing two games due to injury ... Tallied a pair of tackles, one solo, against Kentucky.

SLADE' CAREER DEFENSIVE STATS

YEAR	G/GS	TT	UT	AT	TFL-YDS	QBS-YDS	FF/FR	PD	I/YDS
2008	12/0	8	2	6	0.0-0	0.0-0	0/0	0	0/0
2009	5/0	8	4	4	0.0-0	0.0-0	0/0	0	0/0
Totals	17/0	16	6	10	0.0-0	0.0-0	0/0	0	0/0

SLADE' GAME-BY-GAME DEFENSIVE STATS

DATE	OPPONENT	TT	UT	AT	PD	INT-YDS
9/5/09	LOUISIANA TECH	3	1	2	0	0-0
9/12/09	MISSISSIPPI STATE	1	0	1	0	0-0
9/19/09	WEST VIRGINIA	0	0	0	0	0-0
9/26/09	BALL STATE					DID NOT PLAY
10/3/09	at Tennessee					DID NOT PLAY
10/10/09	at Arkansas	2	2	0	0	0-0
10/17/09	KENTUCKY	2	1	1	0	0-0
10/24/09	at LSU					
10/31/09	OLE MISS					
11/7/09	FURMAN					
11/14/09	at Georgia					
11/27/09	ALABAMA					



JAKE RICKS #91 DL
6-4 · 292 · Sr. · 3L
Muscle Shoals, Ala. (Colbert County)
Criminology

2009 — Has 17 tackles with a blocked PAT ... In first career start, forced one fumble, had a QB hurry and recorded a career-best six tackles vs. Louisiana Tech ... Forced fumble was career-first ... Broke up a pass and had half a TFL vs. Mississippi State ... Registered first career INT with a pick and 21-yard return vs. West Virginia ... The INT came at the WVA 37-yard line and set up AU score (TD) ... Also had two QB hurries and two tackles vs. WVA ... Totaled three tackles, two solo, against Ball State ... Had one assisted tackle and one QB hurry in win over Tennessee ... Registered one solo stop vs. Arkansas ... Against Kentucky, blocked a FG attempt that was returned for TD by Neiko Thorpe ... Also totaled three tackles with a pair of solo stops vs. UK.

RICKS' CAREER DEFENSIVE STATS

YEAR	G/GS	TT	UT	AT	TFL-YDS	QBS-YDS	FF/FR	PD	I/YDS
2006	6/0	1	0	1	0.5-2	0.0-0	0/1	0	0/0
2007	13/0	8	5	3	2.0-3	0.0-0	0/0	0	0/0
2008	12/0	7	3	4	2.0-8	0.0-0	0/1	1	0/0
2009	7/7	14	7	7	0.5-0	0.0-0	1/0	2	1/21
Totals	38/7	30	15	15	5.0-13	0.0-0	1/2	3	1/21



ERIC SMITH #32 RB
5-10 · 237 · So. · 1L
Seffner, Fla. (Armwood HS)
Liberal Arts

2009 — Started vs. Mississippi State and rushed for 8 yards on three carries ... Set career high with four receptions and 74 receiving yards vs. West Virginia ... Had long catch of 37 yards ... Rushed seven times for 47 yards against Ball State with a long run

The Players

of 16 yards ... Caught three passes for 45 yards, with a long reception of 17 yards, in victory over Tennessee ... Had one catch for 21 yards vs. Arkansas ... Caught one pass for 3 yards vs. Kentucky.

SMITH'S CAREER RUSHING STATS

YEAR	G/GS	NO	YDS	AVG	TD	LP/OPPONENT
2008	12/1	21	83	4.0	0	19/Louisiana-Monroe
2009	6/4	10	55	5.5	0	16/Ball State
Totals	18/5	31	146	4.7	0	19/Louisiana-Monroe

SMITH'S GAME-BY-GAME RUSHING STATS

DATE	OPPONENT	ATT	YDS	Avg.	TD	TD Runs
9/5/09	LOUISIANA TECH					DID NOT PLAY
9/12/09	* MISSISSIPPI STATE	3	8	2.7	0	--
9/19/09	* WEST VIRGINIA	0	0	0.0	0	--
9/26/09	BALL STATE	7	47	6.7	0	--
10/3/09	at Tennessee	0	0	0.0	0	--
10/10/09	* at Arkansas	0	0	0.0	0	--
10/17/09	* KENTUCKY	0	0	0.0	0	--
10/24/09	at LSU					
10/31/09	OLE MISS					
11/7/09	FURMAN					
11/14/09	at Georgia					
11/27/09	ALABAMA					

tackles in last three games (UT, ARK, UK) ... Has at least half a TFL in five of seven games this season.

STEVENS' CAREER DEFENSIVE STATS

YEAR	G/GS	TT	UT	AT	TFL-YDS	QBS-YDS	FF/FR	PD	I/YDS
2006	3/0	6	3	3	1.0-1	0.0-0	0/0	0	0-0
2007	10/8	35	20	15	0.0-0	0.0-0	1/0	1	0-0
2008	12/12	54	31	23	0.5-1	0.0-0	0/1	2	0-0
2009	7/7	62	39	23	5.5-21	1.5-14	1/0	3	1-15
Totals	32/27	157	93	64	7.0-23	1.5-44	2/1	6	1-15

STEVENS' CAREER GAME HIGH STATS

	No.	Opponent	Date
Tackles	12	Arkansas	10/10/09
Sacks	1.0	Louisiana Tech	9/5/09
TFL	2.0	Mississippi State	9/12/09

STEVENS' GAME-BY-GAME DEFENSIVE STATS

DATE	OPPONENT	TT	UT	AT	TFL-YDS	QBS-YDS
9/5/09	* LOUISIANA TECH	8	6	2	1.5-3	1.0-2
9/12/09	* MISSISSIPPI STATE	7	4	3	2.0-4	0.0-0
9/19/09	* WEST VIRGINIA	11	8	3	0.0-0	0.0-0
9/26/09	* BALL STATE	6	4	2	0.5-12	0.5-12
10/3/09	* at Tennessee	11	5	6	1.0-1	0.0-0
10/10/09	* at Arkansas	12	9	3	0.0-0	0.0-0
10/17/09	* KENTUCKY	7	3	4	0.5-1	0.0-0
10/24/09	at LSU					
10/31/09	OLE MISS					
11/7/09	FURMAN					
11/14/09	at Georgia					
11/27/09	ALABAMA					
11/29/08	at Alabama					



VANCE #55

SMITH OL

6-2 · 281 · So. · 1L

Pace, Fla. (Pace)

Education

2009 — Saw playing time vs. Louisiana Tech in season opener ... Did not allow a sack in limited action vs. Mississippi State and totaled one knockdown block.



CRAIG #46

STEVENS LB

6-3 · 223 · Jr. · 2L

Tallahassee, Fla. (Lincoln)

Business Management

Career — Has started 20 consecutive games ... Three double-digit tackle performances, all coming in 2009.

2009 — Third in SEC in tackles per game, 8.9 tpg ... T-12th in SEC in TFLs per game, 0.79 ... Named SEC Defensive Player of the Week (9/21) ... Phil Steele's Third-Team Midseason All-SEC ... Started at linebacker in season opener vs. Louisiana Tech and tied career high eight tackles ... Also had 1.5 TFLs (minus 3 yards) and 1.0 sack (minus 2 yards) ... Sack was first of career ... Against Mississippi State, had 2.0 TFLs (minus 4 yards) with seven tackles, four solo ... Picked off first career pass and returned it 15 yards for first career TD vs. West Virginia ... INT gave Auburn 41-30 lead with 3:20 left in game ... Also had career-high 11 tackles, eight solo, vs. WVA ... Against Ball State, racked up half a sack (minus 12 yards), one forced fumble, one QB hurry and six total tackles, with four solo stops ... Forced fumble was first since 2007 (Mississippi State) ... Led Tigers, and tied career-high, with 11 tackles in win over Tennessee ... Also had one QB hurry, one pass break-up and a TFL (minus 1 yard) against the Vols ... Against Arkansas, set career high and led team with 12 tackles ... Nine tackles were solo stops ... Against Kentucky, had a QB hurry, half a TFL (minus 1 yard) and seven total tackles ... Has 30



JOHN #71

SULLEN OL

6-6 · 346 · Fr. · HS

Auburn, Ala. (Auburn)

Undecided

2009 — Saw game action in season opener vs. Louisiana Tech ... Did not give up a sack in limited action vs. Mississippi State ... Made first career start against Ball State ... Totaled 2.5 knockdown blocks against Ball State.



BEN #44

TATE RB

5-11 · 218 · Sr. · 3L

Newark, Md. (Snow Hill)

Graduate

CAREER — Ten 100-yard rushing games, including three 150-yard rushing games (156 vs. Tulane, 2006; 157 vs. Mississippi State, 2009; 184 vs. Arkansas, 2009) ... 13th player in AU history to record 2,000 yards rushing ... Fifth on career rushing list with 2,815 yards ... Needs 553 yards to tie Joe Cribbs (1976-79) for 4th with 3,368 yards.

2009 — Maxwell Outstanding Player Award watch list ... Second in SEC/7th in NCAA in rushing with 122.3 ypg ... Fourth in SEC/22nd in NCAA in all-purpose yards, 149.0 ypg ... Phil Steele's Second-Team Midseason All-SEC ... Rushed for 117 yards on 20 carries in season opener vs. Louisiana Tech ... Also had a pair of pass receptions for 10 yards vs.

The Players

Tech ... Set career best with 157 rushing yards vs. Mississippi State ... Also had one rushing TD from 35-yards out ... Ran 19 times for 75 yards with a long rush of 16 yards vs. West Virginia ... Against Ball State, netted 63 yards rushing on 13 attempts and grabbed three passes for 18 yards ... Returned two kickoffs for 58 yards, with a long of 36 yards ... Led Tigers with 139 all-purpose yards vs. Ball State ... Rushed for game-high 128 yards on 25 carries vs. Tennessee ... Had 11-yard TD run in second quarter vs. Vols ... Totaled 180 all-purpose yards vs. UT, with 17 receiving yards and 35 kickoff return yards ... Set career high and posted fourth 100-yard rushing effort of season with 184 yards on 22 carries vs. Arkansas ... Scored on career-long run of 60 yards and had a 1-yard TD run vs. Razorbacks ... Totaled 228 all-purpose yards vs. Hogs, adding 16 receiving yards and 28 kick return yards ... Led all rushers with 132 yards on a career-best 31 carries against Kentucky ... Scored on 1-yard run vs. UK ... Has 444 rushing yards (148.0 ypg) in last three games (UT/ARK/UK)

TATE'S CAREER RUSHING STATS

YEAR	G/GS	NO	YDS	AVG	TD	LP/OPPONENT
2006	9/0	54	392	7.3	3	42/Buffalo
2007	13/7	202	903	4.5	8	44/Vanderbilt
2008	12/2	159	664	4.2	3	49/Louisiana-Monroe
2009	7/6	150	856	5.7	5	60/Arkansas
Totals	41/15	565	2,815	4.9	19	60/Arkansas

TATE'S CAREER GAME HIGH STATS

	No.	Opponent	Date
Rush Attempts	31	Kentucky	10/17/09
Rush Yards	184	Arkansas	10/10/09
Rush TDs	2	2x (last vs. Arkansas)	10/10/09

TATE'S GAME-BY-GAME RUSHING STATS

DATE	OPPONENT	ATT	YDS	Avg.	TD	TD Runs
9/5/09	* LOUISIANA TECH	20	117	5.8	0	--
9/12/09	MISSISSIPPI STATE	20	157	7.8	1	35
9/19/09	* WEST VIRGINIA	19	75	3.9	0	--
9/26/09	* BALL STATE	13	63	4.8	0	--
10/3/09	* at Tennessee	25	128	5.1	1	11
10/10/09	* at Arkansas	22	184	8.4	2	1, 60
10/17/09	* KENTUCKY	31	132	4.3	1	1
10/24/09	at LSU					
10/31/09	OLE MISS					
11/7/09	FURMAN					
11/14/09	at Georgia					
11/27/09	ALABAMA					



NEIKO #15
THORPE DB
 6-2 · 176 · So. · 1L
 Tucker, Ga. (HS)
 Liberal Arts

CAREER — Has one return for touchdown, a 69-yard blocked FG vs. Kentucky (10/17/09).

2009 — T-18th in SEC in tackles per game, 6.4 tpg ... T-10th in SEC in passes defended per game, 0.86 ... Phil Steele's Third-Team Midseason All-SEC ... Started at cornerback in season opener vs. Louisiana Tech ... Broke up one pass and recorded three solo tackles vs. Tech ... Totaled seven tackles, five solo, in victory over Mississippi State ... Intercepted a pass, broke-up two passes and had seven tackles vs. West Virginia ... The pick vs. WVA ended a scoring threat at the AU 25-yard line ... Against Ball State, totaled six tackles with five solo stops ... Registered seven tackles in win over Tennessee ... Against Arkansas, set a career high with 11 tackles ... Eight of 11 tackles were solo stops ... Recovered blocked field goal attempt and returned it 69 yards for TD against Kentucky ... Also broke up two passes and totaled four tackles vs. UK ... Second on team with six special teams tackles.

THORPE'S CAREER DEFENSIVE STATS

YEAR	G/GS	TT	UT	AT	TFL-YDS	QBS-YDS	FF/FR	PD	I/YDS
2008	11/1	29	20	9	0.0-0	0.0-0	1/0	6	2-101
2009	7/7	45	32	13	0.0-0	0.0-0	0/0	5	1-22
Totals	18/8	74	52	22	0.0-0	0.0-0	0/0	11	3-123

THORPE'S CAREER GAME HIGH STATS

	No.	Opponent	Date
Tackles	11	Arkansas	10/10/09
Interceptions	1	3x (last vs. West Virginia)	9/19/09

THORPE'S GAME-BY-GAME DEFENSIVE STATS

DATE	OPPONENT	TT	UT	AT	PD	INT-YDS
9/5/09	* LOUISIANA TECH	3	3	0	1	0-0
9/12/09	* MISSISSIPPI STATE	7	5	2	0	0-0
9/19/09	* WEST VIRGINIA	7	5	2	2	1-22
9/26/09	* BALL STATE	6	5	1	0	0-0
10/3/09	* at Tennessee	7	3	4	0	0-0
10/10/09	* at Arkansas	11	8	3	0	0-0
10/17/09	* KENTUCKY	4	3	1	2	0-0
10/24/09	at LSU					
10/31/09	OLE MISS					
11/7/09	FURMAN					
11/14/09	at Georgia					
11/27/09	ALABAMA					



CHRIS #12
TODD QB
 6-4 · 210 · Sr. · 1L
 Elizabethtown, Ky (Elizabethtown/Hutchinson CC)
 Graduate

2009 — Named to Maxwell Award and Chuck Bednarik Award Watch List ... Set career best with 255 passing yards in season-opening win vs. Louisiana Tech ... Threw TD passes of 93 and 17 yards ... The 93-yard TD pass to Terrell Zachery set AU record for longest offensive play ... Completed 65 percent of passes (17-of-26) vs. Tech ... Threw for 186 yards, hitting 10-of-23 pass attempts in victory over Mississippi State ... Threw four TD passes and 284 yards in win vs. West Virginia ... Had long pass of 82 yards vs. WVA ... Tied AU record and set career-high with five TD passes against Ball State ... Shares record with former AU QB Daniel Cobb who threw five TD passes against Louisiana Tech in 2001 ... Against Ball State, Todd hit 19-of-26 pass attempts for career-high 287 yards and long pass completion of 65 yards to Terrell Zachery ... Threw for 218 yards with a TD in victory over Tennessee ... Completed 19-of-32 passes in win over Vols ... Against Arkansas, threw for 133 yards hitting 15-of-28 pass attempts ... Held to season-low 80 yards passing, hitting 10-of-24 attempts vs. Kentucky.

SEC/NCAA Rankings:

Passing Avg/Game: 4th, 206.1 ypg
 Total Offense: 5th / 65th, 201.4 ypg
 Pass Efficiency: 3rd / 37th, 138.3
 Passing Yards: 37th, 1443 (NCAA only)

TODD'S CAREER PASSING STATS

YEAR	G/GS	CMP	ATT	PCT	YDS	INT	TD	LP/OPPONENT
2006 (TTU)	5/0	25	35	71.4	241	0	1	48/SE Louisiana
2008	7/5	86	156	55.1	903	6	5	58/LSU
2009	7/7	106	190	55.7	1443	2	12	93/Louisiana Tech
Totals	19/12	217	381	56.9	2,585	8	18	93/Louisiana Tech

The Players

TODD'S CAREER GAME PASSING HIGHS

	No.	Opponent	Date
Completions	21	Southern Miss	9/6/08
Attempts	32	LSU	9/20/08
Yards	287	Ball State	9/26/09
Touchdowns	5	Ball State	9/26/09
Interceptions	2	LSU	9/20/08

TODD'S GAME-BY-GAME PASSING STATS

DATE	OPPONENT	CMP	ATT	YDS	INT	TD	TD Pass
9/5/09	* LOUISIANA TECH	17	26	255	0	2	93, 17
9/12/09	* MISSISSIPPI STATE	10	23	186	0	0	--
9/19/09	* WEST VIRGINIA	16	31	284	1	4	16, 4, 82, 17
9/26/09	* BALL STATE	19	26	287	0	5	6, 46, 65, 26, 36
10/3/09	* at Tennessee	19	32	218	0	1	11
10/10/09	* at Arkansas	15	28	133	0	0	--
10/17/09	* KENTUCKY	10	24	80	1	0	--
10/24/09	at LSU						
10/31/09	OLE MISS						
11/7/09	FURMAN						
11/14/09	at Georgia						
11/27/09	ALABAMA						



DEMOND #14
WASHINGTON DB
 5-9 · 185 · Jr. · JC
 Tallassee, Ala. (Mississippi Gulf Coast CC)
 Undecided

2009 — Had one QB hurry and registered two tackles vs. Louisiana Tech ... Recorded two assisted tackles with one QB hurry in SEC opener vs. Mississippi State ... Notched first career sack, for minus 12 yards, to go with five total tackles and one QB hurry vs. West Virginia ... Broke up one pass and totaled two tackles against Ball State ... Had four tackles, two solo, in win over Tennessee ... Registered one QB hurry and two tackles vs. Arkansas ... Broke up a pass and had two solo tackles vs. Kentucky ... Leads team with seven special teams tackles.

WASHINGTON'S CAREER DEFENSIVE STATS

YEAR	G/GS	TT	UT	AT	TFL-YDS	QBS-YDS	FF/FR	PD	I/YDS
2009	7/0	19	11	8	1.0-12	1.0-12	0/0	2	0/0

WASHINGTON'S GAME-BY-GAME DEFENSIVE STATS

DATE	OPPONENT	TT	UT	AT	PD	INT-YDS
9/5/09	LOUISIANA TECH	2	1	1	0	0-0
9/12/09	MISSISSIPPI STATE	2	0	2	0	0-0
9/19/09	WEST VIRGINIA	5	3	2	0	0-0
9/26/09	BALL STATE	2	2	0	1	0-0
10/3/09	at Tennessee	4	2	2	0	0-0
10/10/09	at Arkansas	2	1	1	0	0-0
10/17/09	KENTUCKY	2	2	0	1	0-0
10/24/09	at LSU					
10/31/09	OLE MISS					
11/7/09	FURMAN					
11/14/09	at Georgia					
11/27/09	ALABAMA					



TOMMY #5
TROTT TE
 6-5 · 243 · Sr. · 3L
 Montgomery, Ala. (Trinity Presbyterian)
 Graduate

2009 — *John Mackey Tight End Award* watch list ... Started at tight end but did not record a catch in season opener vs. Louisiana Tech ... Did not record a catch before leaving with knee injury vs. Mississippi State ... Caught two passes for 20 yards with a long catch of 11 yards vs. West Virginia ... Had one catch vs. Ball State, a 6-yard TD reception in first quarter ... TD grab was first since 2006 (Tulane) ... Caught one pass for 13 yards to give AU a first down vs. Tennessee ... Recorded season-high three catches vs. Arkansas for 16 yards.

TROTT'S CAREER RECEIVING STATS

YEAR	G/GS	NO	YDS	AVG	TD	LP/OPPONENT
2005	2/0	0	0	0.0	0	-
2006	13/9	10	94	9.4	2	27/Tulane
2007	13/2	4	35	8.8	0	16/Vanderbilt
2008	11/11	20	201	10.1	0	33/Arkansas
2009	7/6	7	55	7.9	1	11/West Virginia
Totals	46/28	41	385	9.3	3	33/Arkansas

TROTT'S CAREER GAME HIGH STATS

	No.	Opponent	Date
Receptions	4	2x (last vs. Ole Miss)	11/1/08
Rec. Yards	44	Southern Miss	9/6/08
Rec. TDs	1	3x (last vs. Ball State)	9/26/09

TROTT'S GAME-BY-GAME STATS

DATE	OPPONENT	REC	YDS	AVG	TD	TD REC
9/5/09	* LOUISIANA TECH	0	0	0.0	0	--
9/12/09	* MISSISSIPPI STATE	0	0	0.0	0	--
9/19/09	* WEST VIRGINIA	2	20	10.0	0	--
9/26/09	BALL STATE	1	6	6.0	1	6
10/3/09	* at Tennessee	1	13	13.0	0	--
10/10/09	* at Arkansas	3	16	5.3	0	--
10/17/09	* KENTUCKY	0	0	0.0	0	--
10/24/09	at LSU					
10/31/09	OLE MISS					
11/7/09	FURMAN					
11/14/09	at Georgia					
11/27/09	ALABAMA					



TERRELL #81
ZACHERY WR
 6-1 · 203 · Jr. · 1L
 Wadley, Ala. (Wadley)
 Public Administration

2009 — Earned first career start in season opener vs. Louisiana Tech ... Hauled in 93-yard TD pass from QB Chris Todd that set AU record for longest offensive play in school history ... Finished with 3 catches for 98 yards vs. Tech ... Hauled in two passes for 41 yards, with a long reception of 33 yards, in victory over Mississippi State ... Caught one pass for 15 yards and returned three kickoffs for 49 yards vs. West Virginia ... Set career-high with 122 receiving yards, five receptions and a pair of TD's in victory over Ball State ... Had TD catches of 46 and 65 yards ... Is averaging 68.0 yards per TD catch this season ... Caught two passes for 28 yards including 11-yard TD grab in win over Tennessee ... Had long catch of 17 yards vs. UT ... Against Arkansas, totaled 101 all-purpose yards with 25 yards receiving, 60 yards rushing and 16 yards on kick returns ... The 60-yard rush was to 2-yard line and set up AU touchdown ... Led Tigers with four catches against Kentucky, totaling 24 yards.

ZACHERY'S CAREER RECEIVING STATS

YEAR	G/GS	NO	YDS	AVG	TD	LP/OPPONENT
2007	1/0	0	0	0.0	0	NA
2008	12/0	2	24	12.0	0	17/Southern Miss
2009	7/5	19	353	18.5	4	93/Louisiana Tech

The Players

Totals 20/5 21 377 17.9 4 93/Louisiana Tech

ZACHERY'S GAME-BY-GAME RECEIVING STATS

DATE	OPPONENT	REC	YDS	AVG	TD	TD REC
9/5/09	* LOUISIANA TECH	3	98	32.7	1	93
9/12/09	MISSISSIPPI STATE	2	41	20.5	0	--
9/19/09	* WEST VIRGINIA	1	15	15.0	0	--
9/26/09	* BALL STATE	5	122	24.4	2	46, 65
10/3/09	* at Tennessee	2	28	14.0	1	11
10/10/09	at Arkansas	2	25	12.5	0	--
10/17/09	* KENTUCKY	4	24	8.0	0	--
10/24/09	at LSU					
10/31/09	OLE MISS					
11/7/09	FURMAN					
11/14/09	at Georgia					
11/27/09	ALABAMA					



LEE #73

ZIEMBA OL

6-8 · 308 · Jr. · 2L

Rogers, Ark. (Rogers)

History

Career — Has started 31 consecutive games on the offensive line.

2009 — *Phil Steele's Second-Team Midseason All-SEC* ... Started at tackle in season opener vs. Louisiana Tech and recorded eight knockdown blocks .. Did not allow a sack on 27 pass attempts vs. Tech ... Against Mississippi State, did not allow a sack in 24 pass attempts and had a team-high 9.5 knockdown blocks ... Led offensive line with nine knockdown blocks vs. West Virginia ... Played every offensive snap vs. Mountaineers ... Had a pair of knockdown blocks vs. Ball State ... Finished with second-most knockdown blocks vs. Tennessee with seven ... Recorded second-most knockdown blocks vs. Arkansas, totaling 8.5 ... Against Kentucky, had five knockdown blocks and helped Tigers rush for 220 yards ... Has 49 knockdown blocks for the season ... Is part of line that has allowed five sacks in 202 pass attempts this season.

Auburn Career Records Update

Rushing Attempts

Player	Seasons	Yards	Avg	Att
1. Carnell Williams.....	2001-04	3831	5.31	741
2. Joe Cribbs	1976-79	3368	5.13	657
3. Bo Jackson.....	1982-85	4303	6.62	650
4. James Brooks.....	1977-80	3523	5.67	621
5. Ben Tate.....	2006-pres.	2815	4.98	565
6. Stacy Danley.....	1987-90	2427	4.61	526
7. Ronnie Brown.....	2000-04	2707	5.28	513
8. Stephen Davis.....	1993-95	2811	5.76	488
9. Secdrick McIntyre.....	1973-76	1992	4.31	462
10. Phil Gargis.....	1974-76	1884	4.13	456

Rushing Yardage

Player	Seasons	Att	Avg	Yards
1. Bo Jackson.....	1982-85	650	6.62	4303
2. Carnell Williams.....	2001-04	741	5.17	3831
3. James Brooks.....	1977-80	621	5.67	3523
4. Joe Cribbs	1976-79	657	5.13	3368
5. Ben Tate.....	2006-pres.	565	4.98	2815
6. Stephen Davis.....	1993-95	488	5.76	2811
7. Brent Fullwood.....	1983-86	390	7.15	2789
8. Ronnie Brown.....	2000-04	513	5.28	2707
8. Stacy Danley.....	1987-90	526	4.61	2427
10. James Joseph.....	1986-90	452	5.17	2264
11. Kenny Irons.....	2005-06	454	4.81	2186
12. James Bostic.....	1991-93	396	5.26	2084
13. Lionel James.....	1980-83	348	6.14	2068
14. Secdrick McIntyre.....	1973-76	462	4.31	1992
15. Fob James.....	1952-55	317	6.03	1913
16. Phil Gargis.....	1973-76	456	4.13	1884
17. Tommie Agee.....	1983-86	356	4.87	1735
18. Jimmy Sidle.....	1962-64	326	5.22	1703
19. Brad Lester.....	2004-pres.	371	4.55	1689
20. Joe Childress.....	1953-55	321	5.19	1667

Rushing Touchdowns

Player	Seasons	Att	Yards	Avg	TD
1. Carnell Williams.....	2001-04	741	3831	5.17	45
2. Bo Jackson.....	1982-85	650	4303	6.62	43
3. Joe Cribbs	1976-79	657	3368	5.13	34
4. Stephen Davis.....	1993-95	488	2811	5.76	30
5. Ronnie Brown.....	2000-04	513	2707	5.28	29
6. Brent Fullwood.....	1983-86	390	2789	7.15	24
James Brooks.....	1977-80	621	3523	5.67	24
8. Reggie Ware.....	1984-87	231	768	3.32	23
9. Ben Tate.....	2006-pres.	565	2815	4.98	19
Brad Lester.....	2004-08	371	1689	4.55	19

Yards Per Game (Min. 18 games)

Player	Seasons	Yards	Games	Yds/Gm
1. Bo Jackson.....	1982-85	4303	38	113.2
2. Kenny Irons.....	2005-06	2186	23	95.0
3. James Brooks.....	1977-80	3523	38	92.7
4. Carnell Williams.....	2001-04	3831	42	91.2
5. Stephen Davis.....	1993-95	2811	31	90.7
6. Joe Cribbs	1976-79	3368	38	88.6
7. Curtis Kuykendall.....	1944-45	1619	18	89.9
8. Brent Fullwood.....	1983-86	2789	39	71.5
9. Secdrick McIntyre.....	1973-76	1992	29	68.7
10. Ben Tate.....	2006-pres.	2815	41	68.7

All-Purpose Yards

Player	Seasons	Rush	Rec	KR	PR	Yards
1. James Brooks.....	1977-80	3523	219	1726	128	5596
2. Carnell Williams.....	2001-04	3831	342	609	302	5084
3. Bo Jackson.....	1982-85	4303	272	317	0	4892
4. Joe Cribbs	1976-79	3368	268	597	328	4561
5. Thomas Bailey.....	1991-94	-5	1243	1520	1170	3928
6. Brent Fullwood.....	1983-86	2789	77	892	0	3758
7. Ronnie Brown.....	2000-04	2707	688	15	0	3390
8. Ben Tate.....	2006-pres.	2815	297	168	0	3280
9. Stephen Davis.....	1993-95	2811	342	25	0	3178
10. James Joseph.....	1987-90	2264	721	136	0	3121

Completion Percentage (Min. 150 Attempts)

Player	Seasons	Att	Comp	Pct
1. Jason Campbell.....	2001-04	854	552	.646
2. Jeff Burger.....	1984-87	538	331	.615
3. Ben Leard.....	1997-00	592	359	.606
4. Brandon Cox.....	2004-07	927	550	.593
5. Reggie Slack.....	1986-89	585	346	.591
6. Patrick Nix.....	1992-95	656	386	.588
7. Chris Todd.....	2008-pres.	346	192	.555
8. Pat Sullivan.....	1969-71	819	452	.552
9. Dameyune Craig.....	1994-97	782	427	.546
10. Daniel Cobb.....	2000-02	314	170	.541

Scoring

Player	Seasons	TD	FG	PAT	Pts
1. John Vaughn.....	2003-06	0	50	162	312
2. Carnell Williams.....	2001-04	46	0	0	276
3. Bo Jackson.....	1982-85	45	0	*2	274
4. Damon Duval.....	1999-02	1	45	125	266
5. Al Del Greco.....	1980-83	0	42	110	236
6. Win Lyle.....	1987-89	0	45	95	230
7. Joe Cribbs	1976-79	35	0	*3	216
8. Stephen Davis.....	1993-95	34	0	0	204
9. Wes Byrum.....	2007-pres.	0	39	86	203
10. Jorge Portela.....	1977-79	0	38	74	188

* - two-point conversions

Most Points Kicking

Player	Seasons	FG	PAT	Pts
1. John Vaughn.....	2003-06	50	162	312
2. Damon Duval.....	1999-02	45	125	260
3. Al Del Greco.....	1980-83	42	110	236
4. Win Lyle.....	1987-89	45	95	230
5. Wes Byrum.....	2007-pres.	39	86	203
6. Jorge Portela.....	1977-79	38	74	188
7. John Riley.....	1967-69	31	80	173
8. Scott Etheridge.....	1992-93	34	65	167
Gardner Jett.....	1970-72	23	98	167
10. Jaret Holmes.....	1996-97	27	79	160
Matt Hawkins.....	1994-95	26	82	160

Field Goals Made

Player	Seasons	Pct	FGA	FGM
1. John Vaughn.....	2003-06	.725	69	50
2. Damon Duval.....	1999-02	.608	74	45
Win Lyle.....	1987-89	.763	59	45
4. Al Del Greco.....	1980-83	.609	69	42
5. Wes Byrum.....	2007-pres.	.722	54	39
6. Jorge Portela.....	1977-79	.613	62	38
7. Scott Etheridge.....	1992-93	.791	43	34
8. Jim Von Wyl.....	1990-91	.667	48	32
9. John Riley.....	1967-69	.492	63	31
10. Jaret Holmes.....	1996-97	.730	37	27

Auburn Career Records Update

Field Goal Percentage (Min. 10 Made)

Player	Seasons	FGM	FGA	Pct
1. Scott Etheridge	1992-93	34	43	.791
2. Matt Hawkins	1994-95	26	33	.788
3. Win Lyle	1987-89	45	59	.763
4. Jaret Holmes	1996-97	27	37	.730
5. John Vaughn	2003-06	50	69	.725
6. Wes Byrum	2007-pres.	39	54	.722
Ed Dyas	1958-60	17	24	.708
8. Gardner Jett	1970-72	23	34	.676
9. Jim Von Wyl	1990-91	32	48	.667
Robert McGinty	1984	12	18	.667

PATs Made

Player	Seasons	Pct	Att	Made
1. John Vaughn	2003-06	.994	163	162
2. Damon Duval	1999-02	1.000	125	125
3. Al Del Greco	1980-83	.991	111	110
4. Gardner Jett	1970-72	.942	104	98
5. Win Lyle	1987-89	.990	96	95
6. Wes Byrum	2007-pres.	.977	88	86
7. Matt Hawkins	1994-95	.932	88	82
8. John Riley	1967-69	.860	93	80
9. Jaret Holmes	1996-97	.963	82	79
10. Jorge Portela	1977-79	.949	78	74

PATs Attempted

Player	Seasons	Made	Pct	Att
1. John Vaughn	2003-06	162	.994	163
2. Damon Duval	1999-02	125	1.000	125
3. Al Del Greco	1980-83	110	.991	111
4. Gardner Jett	1970-72	98	.942	104
5. Win Lyle	1987-89	95	.990	96
6. John Riley	1967-69	80	.860	93
7. Wes Byrum	2007-pres.	86	.977	88
Matt Hawkins	1994-95	82	.932	88
9. Jaret Holmes	1996-97	79	.963	82
10. Jorge Portela	1977-79	74	.949	78

PAT Percentage (Min. 30 made)

Player	Seasons	Made	Att	Pct
1. Damon Duval	1999-02	125	125	1.000
Scott Etheridge	1992-93	65	65	1.000
3. John Vaughn	2003-06	162	163	.994
4. Al Del Greco	1980-83	110	111	.991
5. Win Lyle	1987-89	95	96	.990
6. Chris Knapp	1985-86	62	63	.984
7. Wes Byrum	2007-pres.	86	88	.977
8. Neil O'Donoghue	1975-76	32	33	.970
9. Robert McGinty	1984	31	32	.969
10. Jaret Holmes	1996-97	79	82	.963

Punting Average (Min. 50 punts)

Player	Seasons	No	Yards	Avg
1. Terry Daniel	1992-94	169	7522	44.51
2. Kody Bliss	2003-06	202	8861	43.87
3. Damon Duval	1999-02	227	9842	43.36
4. Jaret Holmes	1996-97	110	4676	42.51
5. Skip Johnston	1977-79	172	7220	41.98
6. Brian Shulman	1986-88	157	6580	41.91
7. Lewis Colbert	1982-85	244	10179	41.72
8. Ryan Shoemaker	2007-pres.	56	2328	41.57
9. Clinton Durst	2008-pres.	102	4221	41.38
10. Tommy Lunceford	1965-67	171	7017	41.04

Quarterback Sacks (from 1981)

Player	Seasons	Total Yds.	Sacks
1. Quentin Groves	2004-07	169	26.0
Gerald Robinson	1982-85	150	26.0
3. Tracy Rocker	1985-88	146	21.0
Craig Olgetree	1986-89	117	21.0
5. Reggie Torbor	2000-03	128	18.5
6. Antonio Coleman	2006-pres.	99	17.0
Leonardo Carson	1996-99	123	17.0
Willie Whitehead	1991-94	108	17.0
9. Marcus Washington	1994-96	108	16.0
Gary Walker	1993-94	95	16.0

Auburn Single Season Records Update

Yards Per Completion (Min. 75 completions)

Player	Year	Comp	Yards	Yds/Comp
1. Pat Washington.....	1984	77	1202	15.610
2. Pat Sullivan.....	1970	167	2586	15.485
3. Loran Carter.....	1967	86	1307	15.198
4. Dameyune Craig.....	1997	216	3277	15.171
5. Daniel Cobb.....	2002	80	1175	14.689
6. Jason Campbell.....	2004	188	2700	14.362
7. Phil Gargis.....	1976	80	1118	13.975
8. Gabe Gross.....	1998	88	1222	13.886
9. Pat Sullivan.....	1969	123	1686	13.707
10. Chris Todd.....	2009	106	1443	13.613

Highest TD/Interception Ratio (Min. 150 Att.)

Player	Year	TD	Int	Ratio
1. Ben Leard.....	1999	12	1	12.00
2. Chris Todd.....	2009	12	2	6.00
3. Randy Campbell.....	1982	7	2	3.500
4. Jason Campbell.....	2004	20	7	2.857
5. Brandon Cox.....	2005	15	8	1.875
6. Patrick Nix.....	1994	13	7	1.857
7. Pat Sullivan.....	1971	20	11	1.818
8. Patrick Nix.....	1995	15	9	1.667
9. Stan White.....	1993	13	8	1.625
10. Dameyune Craig.....	1996	16	10	1.600

Passing Efficiency (Min. 100 Attempts)

Player	Year	Comp	Att	Pct	Yards	TD	Int	Rating
1. Jason Campbell.....	2004	188	270	.696	2700	20	7	172.89
2. Ben Leard.....	1999	111	157	.707	1423	12	1	170.78
3. Jason Campbell.....	2002	94	149	.631	1215	11	5	149.23
4. Pat Sullivan.....	1970	167	281	.594	2586	17	12	148.16
5. Jeff Burger.....	1987	178	267	.667	2066	13	9	140.99
6. Brandon Cox.....	2006	163	271	.601	2198	14	9	138.68
7. Chris Todd.....	2009	106	190	.558	1443	12	2	138.32
8. Patrick Nix.....	1995	201	331	.607	2574	15	9	135.60
9. Stan White.....	1993	164	271	.605	2057	13	8	134.20
10. Pat Sullivan.....	1971	162	281	.576	2012	20	11	133.46

Kickoff Return Average (Min. 10 Returns)

Player	Year	Ret	Yards	Avg
1. David Langner.....	1972	13	369	28.28
2. Rick Neel.....	1975	17	478	28.12
3. James Brooks.....	1979	21	577	27.48
4. Tristan Davis.....	2008	24	657	27.38
5. Tristan Davis.....	2006	28	756	27.00
6. Mike Fuller.....	1973	16	420	26.25
7. Markeith Cooper.....	1998	18	447	24.83
8. Onterio McCalebb.....	2009	11	272	24.73
9. Thomas Bailey.....	1991	24	591	24.63
10. Tim Carter.....	2000	19	461	24.26

Field Goal Percentage (Min. 10 made)

Player	Year	FGM	FGA	Pct
1. Wes Byrum.....	2009	11	12	.917
2. Matt Hawkins.....	1995	13	15	.867
3. Win Lyle.....	1989	16	19	.842
4. John Vaughn.....	2006	20	24	.833
Gardner Jett.....	1970	10	12	.833
6. Jaret Holmes.....	1997	14	17	.824
7. John Vaughn.....	2004	12	15	.800
Scott Etheridge.....	1993	12	15	.800
9. Win Lyle.....	1987	15	19	.789
10. Scott Etheridge.....	1992	22	28	.786

2009 Auburn Football Statistics

RECORD.....	OVERALL	HOME	AWAY	NEUTRAL
ALL GAMES	5-2	4-1	1-1	0-0
CONFERENCE	2-2	1-1	1-1	0-0
NON-CONFERENCE	3-0	3-0	0-0	0-0

DATE	OPPONENT	W/L	SCORE	ATTEND
09/05/2009	LOUISIANA TECH	W	37-13	81,143
09/12/2009	MISSISSIPPI STATE*	W	49-24	85,269
09/19/2009	WEST VIRGINIA	W	41-30	87,451
09/26/2009	BALL STATE	W	54-30	83,118
10/03/2009	at Tennessee*	W	26-22	102,941
10/10/2009	at Arkansas*	L	23-44	72,559
10/17/2009	KENTUCKY*	L	14-21	86,217

TEAM STATISTICS	AU	OPP
SCORING	244	184
Points Per Game	34.9	26.3
FIRST DOWNS	152	143
Rushing	84	66
Passing	62	59
Penalty	6	18
RUSHING YARDAGE	1731	1270
Yards gained rushing	1857	1439
Yards lost rushing	126	169
Rushing Attempts	318	281
Average Per Rush	5.4	4.5
Average Per Game	247.3	181.4
TDs Rushing	14	14
PASSING YARDAGE	1523	1303
Comp-Att-Int	112-202-3	124-228-9
Average Per Pass	7.5	5.7
Average Per Catch	13.6	10.5
Average Per Game	217.6	186.1
TDs Passing	13	8
TOTAL OFFENSE	3254	2573
Total Plays	520	509
Average Per Play	6.3	5.1
Average Per Game	464.9	367.6
KICK RETURNS: #-Yards	37-783	41-1003
PUNT RETURNS: #-Yards	12-50	6-54
INT RETURNS: #-Yards	9-79	3-34
KICK RETURN AVERAGE	21.2	24.5
PUNT RETURN AVERAGE	4.2	9.0
INT RETURN AVERAGE	8.8	11.3
FUMBLES-LOST	14-6	9-5
PENALTIES-Yards	48-417	30-262
Average Per Game	59.6	37.4
PUNTS-Yards	34-1311	36-1509
Average Per Punt	38.6	41.9
Net punt average	34.6	40.0
TIME OF POSSESSION/Game	27:49	32:11
3RD-DOWN Conversions	43/103	37/102
3rd-Down Pct	42%	36%
4TH-DOWN Conversions	3/10	7/12
4th-Down Pct	30%	58%
SACKS BY-Yards	12-89	5-41
MISC YARDS	80	0
TOUCHDOWNS SCORED	30	23
FIELD GOALS-ATTEMPTS	11-12	9-12
ON-SIDE KICKS	0-0	0-0
RED-ZONE SCORES	22-24 92%	25-27 93%
RED-ZONE TOUCHDOWNS	17-24 71%	17-27 63%
PAT-ATTEMPTS	29-29 100%	19-22 86%
ATTENDANCE	423198	175500
Games/Avg Per Game	5/84640	2/87750
Neutral Site Games	0/0	0/0

SCORE BY QUARTERS	1st	2nd	3rd	4th	Total
Auburn	54	70	68	52	244
Opponents	41	57	26	60	184

RUSHING	GP	Att	Gain	Loss	Net	Avg	TD	Long	Avg/G
Ben Tate	7	150	874	18	856	5.7	5	60	122.3
Onterio McCalebb	7	80	481	20	461	5.8	4	62	65.9
Kodi Burns	7	38	138	11	127	3.3	4	19	18.1
Mario Fannin	7	13	112	6	106	8.2	0	32	15.1
Terrell Zachery	7	5	100	0	100	20.0	0	60	14.3
Eric Smith	6	10	58	3	55	5.5	0	16	9.2
Neil Caudle	3	1	52	0	52	52.0	1	52	17.3
Travante Stallworth	7	1	10	0	10	10.0	0	10	1.4
Davis Hooper	2	2	1	2	-1	-0.5	0	1	-0.5
TEAM	3	1	0	2	-2	-2.0	0	0	-0.7
Chris Todd	7	17	31	64	-33	-1.9	0	10	-4.7
Total	7	318	1857	126	1731	5.4	14	62	247.3
Opponents	7	281	1439	169	1270	4.5	14	71	181.4

PASSING	G	Effic	Comp-Att-Int	Pct	Yds	TD	Lng	Avg/G
Chris Todd	7	138.32	106-190-2	55.8	1443	12	93	206.1
Kodi Burns	7	138.04	4-9-0	44.4	61	1	17	8.7
Neil Caudle	3	53.20	2-3-1	66.7	19	0	14	6.3
Total	7	137.05	112-202-3	55.4	1523	13	93	217.6
Opponents	7	106.08	124-228-9	54.4	1303	8	58	186.1

RECEIVING	G	No.	Yds	Avg	TD	Long	Avg/G
Darvin Adams	7	28	444	15.9	5	37	63.4
Mario Fannin	7	23	255	11.1	2	82	36.4
Terrell Zachery	7	19	353	18.6	4	93	50.4
Ben Tate	7	11	66	6.0	0	13	9.4
Eric Smith	6	9	143	15.9	0	37	23.8
Tommy Trott	7	7	55	7.9	1	13	7.9
Onterio McCalebb	7	5	61	12.2	0	24	8.7
Jay Wisner	7	3	56	18.7	0	24	8.0
Philip Lutzenkirchen	7	2	27	13.5	1	14	3.9
Travante Stallworth	7	2	21	10.5	0	16	3.0
Kodi Burns	7	2	10	5.0	0	8	1.4
Quindarius Carr	7	1	32	32.0	0	32	4.6
Total	7	112	1523	13.6	13	93	217.6
Opponents	7	124	1303	10.5	8	58	186.1

PUNT RETURNS	No.	Yds	Avg	TD	Long
Anthony Gulley	5	24	4.8	0	17
Philip Pierre-Louis	3	24	8.0	0	15
Demond Washington	3	7	2.3	0	9
Mario Fannin	1	-5	-5.0	0	0
Total	12	50	4.2	0	17
Opponents	6	54	9.0	1	10

INTERCEPTIONS	No.	Yds	Avg	TD	Long
Walter McFadden	2	-4	-2.0	0	0
Craig Stevens	1	15	15.0	1	15
Daren Bates	1	0	0.0	0	0
Neiko Thorpe	1	22	22.0	0	22
Josh Bynes	1	5	5.0	0	5
Antonio Coleman	1	20	20.0	1	20
Jake Ricks	1	21	21.0	0	21
T'Sharvan Bell	1	0	0.0	0	0
Total	9	79	8.8	2	22
Opponents	3	34	11.3	0	21

KICK RETURNS	No.	Yds	Avg	TD	Long
Onterio McCalebb	11	272	24.7	0	52
Mario Fannin	10	214	21.4	0	33
Terrell Zachery	4	65	16.2	0	19
Ben Tate	4	121	30.2	0	36
Eric Smith	2	17	8.5	0	14
Harry Adams	2	53	26.5	0	27
Philip Pierre-Louis	2	10	5.0	0	8
Anthony Gulley	1	24	24.0	0	24
Tommy Trott	1	7	7.0	0	7
Total	37	783	21.2	0	52
Opponents	41	1003	24.5	0	70

2009 Auburn Football Statistics

FUMBLE RETURNS	No.	Yds	Avg	TD	Long
Neiko Thorpe	0	0	0.0	1	0
Total	0	0	0.0	1	0
Opponents	1	1	1.0	0	1

SCORING	TD	FGs	PATs					Saf	Points
			Kick	Rush	Rcv	Pass	DXP		
Wes Byrum	0	11-12	29-29	0-0	0	0-0	0	0	62
Ben Tate	5	0-0	0-0	0-0	0	0-0	0	0	30
Darvin Adams	5	0-0	0-0	0-0	0	0-0	0	0	30
Terrell Zachery	4	0-0	0-0	0-0	0	0-0	0	0	24
Onterio McCalebb	4	0-0	0-0	0-0	0	0-0	0	0	24
Kodi Burns	4	0-0	0-0	0-0	0	0-0	0	0	24
Mario Fannin	2	0-0	0-0	0-0	0	0-0	0	0	12
Craig Stevens	1	0-0	0-0	0-0	0	0-0	0	0	6
Philip Lutzenkirchen	1	0-0	0-0	0-0	0	0-0	0	0	6
Neil Caudle	1	0-0	0-0	0-0	0	0-0	0	0	6
Antonio Coleman	1	0-0	0-0	0-0	0	0-0	0	0	6
Tommy Trott	1	0-0	0-0	0-0	0	0-0	0	0	6
Neiko Thorpe	1	0-0	0-0	0-0	0	0-0	0	0	6
Josh Bynes	0	0-0	0-0	0-0	0	0-0	0	1	2
Chris Todd	0	0-0	0-0	0-0	0	0-1	0	0	0
Adam Herring	0	0-0	0-0	0-0	0	0-0	0	0	0
Total	30	11-12	29-29	0-0	0	0-1	0	1	244
Opponents	23	9-12	19-22	0-0	0	0-0	0	0	184

TOTAL OFFENSE	G	Plays	Rush	Pass	Total	Avg/G
Chris Todd	7	207	-33	1443	1410	201.4
Ben Tate	7	150	856	0	856	122.3
Onterio McCalebb	7	80	461	0	461	65.9
Kodi Burns	7	47	127	61	188	26.9
Mario Fannin	7	13	106	0	106	15.1
Terrell Zachery	7	5	100	0	100	14.3
Neil Caudle	3	4	52	19	71	23.7
Eric Smith	6	10	55	0	55	9.2
Travante Stallworth	7	1	10	0	10	1.4
Davis Hooper	2	2	-1	0	-1	-0.5
TEAM	3	1	-2	0	-2	-0.7
Total	7	520	1731	1523	3254	464.9
Opponents	7	509	1270	1303	2573	367.6

FIELD GOALS	FGM-FGA	Pct	01-19	20-29	30-39	40-49	50-99	Lg	Blk
Wes Byrum	11-12	91.7	1-1	3-3	2-2	5-6	0-0	49	0

FG SEQUENCE	Auburn	OPPONENTS
Louisiana Tech	(25),(49),(47)	(20),(46)
Mississippi State	--	(29)
West Virginia	(46),(42)	(28)
Ball State	(32)	(33),(37),(33)
Tennessee	(29),(43),46,(19),(22)	39,(26)
Arkansas	(37)	(23)
Kentucky	-	38,49

Numbers in (parentheses) indicate field goal was made.

PUNTING	No.	Yds	Avg	Long	TB	FC	I20	Blkd
Clinton Durst	32	1274	39.8	54	3	16	7	0
TEAM	1	0	0.0	0	0	0	0	1
Chris Todd	1	37	37.0	37	1	0	0	0
Total	34	1311	38.6	54	4	16	7	1
Opponents	36	1509	41.9	53	1	7	13	0

KICKOFFS	No.	Yds	Avg	TB	OB	Retn	Net	YdLn
Morgan Hull	41	2584	63.0	2	3			
Wes Byrum	6	399	66.5	1	0			
Total	47	2983	63.5	3	3	1003	40.9	29
Opponents	39	2372	60.8	1	0	783	40.2	29

ALL PURPOSE	G	Rush	Rec	PR	KOR	IR	Tot	Avg/G
Ben Tate	7	856	66	0	121	0	1043	149.0
Onterio McCalebb	7	461	61	0	272	0	794	113.4
Mario Fannin	7	106	255	-5	214	0	570	81.4
Terrell Zachery	7	100	353	0	65	0	518	74.0
Darvin Adams	7	0	444	0	0	0	444	63.4
Eric Smith	6	55	143	0	17	0	215	35.8
Kodi Burns	7	127	10	0	0	0	137	19.6
Tommy Trott	7	0	55	0	7	0	62	8.9
Jay Wisner	7	0	56	0	0	0	56	8.0
Harry Adams	7	0	0	0	53	0	53	7.6
Neil Caudle	3	52	0	0	0	0	52	17.3
Anthony Gulley	5	0	0	24	24	0	48	9.6
Philip Pierre-Louis	3	0	0	24	10	0	34	11.3
Quindarius Carr	7	0	32	0	0	0	32	4.6
Travante Stallworth	7	10	21	0	0	0	31	4.4
Philip Lutzenkirchen	7	0	27	0	0	0	27	3.9
Neiko Thorpe	7	0	0	0	0	22	22	3.1
Jake Ricks	7	0	0	0	0	21	21	3.0
Antonio Coleman	7	0	0	0	0	20	20	2.9
Craig Stevens	7	0	0	0	0	15	15	2.1
Demond Washington	7	0	0	7	0	0	7	1.0
Josh Bynes	7	0	0	0	0	5	5	0.7
Davis Hooper	2	-1	0	0	0	0	-1	-0.5
TEAM	3	-2	0	0	0	0	-2	-0.7
Walter McFadden	7	0	0	0	0	-4	-4	-0.6
Chris Todd	7	-33	0	0	0	0	-33	-4.7
Total	7	1731	1523	50	783	79	4166	595.1
Opponents	7	1270	1303	54	1003	34	3664	523.4

2009 Auburn Football Statistics

Defensive Statistics

DEFENSIVE LEADERS	GP	-----Tackles-----			TFL/Yds	-Sacks- No-Yards	-----Pass Def-----			----Fumbles----		Bikd Kick	Saf
		Solo	Ast	Total			Int-Yds	BrUp	QBH	Rcv-Yds	FF		
46 Craig Stevens	.7	35	27	62	5.5-21	1.5-14	1-15	2	5	.	1	.	
17 Josh Bynes	.7	37	23	60	2.0-10	1.0-7	1-5	5	3	2-0	.	1	
15 Neiko Thorpe	.7	30	15	45	.	.	1-22	5	
4 Zac Etheridge	.7	31	11	42	3.0-10	.	.	1	1	1-0	1	.	
25 Daren Bates	.7	27	11	38	1.5-14	0.5-12	1-0	1	3	.	.	.	
52 Antonio Coleman	.7	10	14	24	5.0-18	2.5-12	1-20	2	5	1-0	.	.	
6 Walter McFadden	.7	17	7	24	1.0-2	.	2-4	5	
14 Demond Washington	.7	10	9	19	1.0-12	1.0-12	.	2	4	.	.	.	
93 Mike Blanc	.7	8	10	18	4.5-15	2.5-12	.	3	3	.	1	.	
49 Michael Goggans	.7	8	10	18	2.5-6	1.0-2	.	2	3	.	.	.	
91 Jake Ricks	.7	8	9	17	0.5-0	.	1-21	1	4	.	1	1	
90 Nick Fairley	.7	6	8	14	2.0-5	.	.	.	4	1-0	.	1	
31 Adam Herring	.7	6	6	12	0.5-1	
45 Antoine Carter	.4	5	5	10	2.0-11	1.0-8	.	.	2	.	.	.	
35 Jonathan Evans	.7	5	4	9	
58 Harris Gaston	.4	3	6	9	
95 Dee Ford	.7	2	6	8	1.5-11	1.0-10	.	.	5	.	.	.	
11 Mike Slade	.6	4	4	8	
21 Eltoro Freeman	.5	3	4	7	3	.	.	.	
22 T'Sharvan Bell	.7	5	1	6	0.5-2	.	1-0	
8 Harry Adams	.7	2	4	6	
98 Zach Clayton	.3	3	3	6	1.0-5	
97 Derrick Lykes	.7	2	4	6	0.5-0	
56 Ashton Richardson	.7	2	3	5	0.5-1	
24 D'Antoine Hood	.4	3	1	4	
32 Eric Smith	.6	1	3	4	
96 Chris Humphries	.6	2	2	4	1.0-1	
16 Ikeem Means	.6	1	2	3	
20 Drew Cole	.2	1	1	2	
97 Clinton Durst	.7	.	2	2	
61 Josh Harris	.7	2	.	2	
38 Jason King	.5	1	1	2	
82 Jay Wisner	.7	2	.	2	
33 Gabe Barrett	.2	1	1	2	
36 Wade Christopher	.5	.	2	2	1	.	.	.	
75 Andrew McCain	.7	.	1	1	
37 Morgan Hull	.7	1	.	1	
51 Watson Downs	.2	.	1	1	
66 Mike Berry	.7	.	1	1	
73 Lee Ziemba	.7	.	1	1	
85 Travante Stallworth	.7	.	1	1	
81 Terrell Zachery	.7	1	.	1	
80 Emory Blake	.5	1	.	1	
27 Mario Fannin	.7	1	.	1	
83 Gabe McKenzie	.7	1	.	1	
Total	.7	288	224	512	36.0-145	12.0-89	9-79	29	46	5-0	4	2	1
Opponents	.7	306	226	532	34.0-130	5.0-41	3-34	27	27	6-1	6	1	.

Special Teams Tackles

SPECIAL TEAMS	-----Tackles-----			SPECIAL TEAMS	-----Tackles-----		
	Solo	Ast	Total		Solo	Ast	Total
14 Demond Washington	4	3	7	36 Wade Christopher	0	2	2
15 Neiko Thorpe	4	2	6	58 Harris Gaston	0	2	2
8 Harry Adams	2	2	4	96 Chris Humphries	0	2	2
35 Jonathan Evans	3	0	3	4 Zac Etheridge	1	1	2
32 Eric Smith	2	1	3	16 Ikeem Means	1	0	1
56 Ashton Richardson	2	1	3	37 Morgan Hull	1	0	1
11 Mike Slade	0	3	3	81 Terrell Zachery	1	0	1
22 T'Sharvan Bell	2	0	2	20 Drew Cole	0	1	1
61 Josh Harris	2	0	2	24 D'Antoine Hood	0	1	1
82 Jay Wisner	2	0	2	25 Daren Bates	0	1	1
33 Gabe Barrett	1	1	2	80 Emory Blake	0	1	1
38 Jason King	1	1	2	85 Travante Stallworth	0	1	1
46 Craig Stevens	1	1	2	95 Dee Ford	0	1	1

2009 Scoring Summaries

Plays	Yards	TOP	Qtr	Scoring Play
LOUISIANA TECH				
13	69	5:36	1	W. Byrum 25-yard field goal
10	66	3:27	1	K. Burns 1-yard run
3	29	0:23	2	W. Byrum 49-yard field goal
3	98	0:48	3	T. Zachery 93-yard pass from C. Todd
7	22	1:36	3	W. Byrum 47-yard field goal
9	72	3:07	4	D. Adams 17-yard pass from C. Todd
13	65	5:02	4	O. McCalebb 3-yard run
MISSISSIPPI STATE				
8	73	3:11	1	K. Burns 1-yard run
--	--	--	1	A. Coleman 20-yard interception return
5	80	1:36	2	O. McCalebb 48-yard run
8	78	1:13	2	K. Burns 1-yard run
7	81	2:51	3	P. Lutzenkirchen 13-yard pass from K. Burns
4	72	1:22	3	B. Tate 35-yard run
13	75	5:19	4	K. Burns 1-yard run
WEST VIRGINIA				
9	38	2:55	1	W. Byrum 46-yard field goal
6	45	1:50	1	D. Adams 16-yard pass from C. Todd
6	43	2:30	2	W. Byrum 42-yard field goal
11	68	3:24	2	D. Adams 4-yard pass from C. Todd
2	86	0:49	3	M. Fannin 82-yard pass from C. Todd
3	19	0:54	4	D. Adams 17-yard pass from C. Todd
--	--	--	4	C. Stevens 15-yard interception return
BALL STATE				
4	28	0:50	1	T. Trott 6-yard pass from C. Todd
6	78	1:50	2	T. Zachery 46-yard pass from C. Todd
--	--	--	2	J. Bynes safety
2	63	0:33	2	O. McCalebb 1-yard run
3	77	0:31	2	T. Zachery 65-yard pass from C. Todd
9	49	2:28	2	W. Byrum 32-yard field goal
10	76	3:21	3	D. Adams 26-yard pass from C. Todd
4	72	1:41	3	M. Fannin 36-yard pass from C. Todd
5	74	2:55	4	N. Caudle 52-yard run

Plays	Yards	TOP	Qtr	Scoring Play
TENNESSEE				
10	44	3:30	1	W. Byrum 29-yard field goal
4	4	1:10	1	W. Byrum 43-yard field goal
9	87	2:32	2	B. Tate 11-yard run
7	55	2:31	3	W. Byrum 19-yard field goal
8	70	2:25	4	T. Zachery 11-yard pass from C. Todd
9	35	3:32	4	W. Byrum 22-yard field goal
ARKANSAS				
8	44	2:08	2	W. Byrum 37-yard field goal
8	67	2:42	3	B. Tate 1-yard run
1	60	0:13	3	B. Tate 60-yard run
3	66	0:59	3	O. McCalebb 3-yard run
ARKANSAS				
--	--	--	1	N. Thorpe 69-yard blocked FG return
14	48	5:20	2	B. Tate 1-yard run

Average Scoring Drive: Plays: 6.9 Yards: 59.9 Time: 2:21

2009 Starting Lineups

Offense

	WR	TE	LT	LG	C	RG	RT	WR	HB	QB	TB
LOUISIANA TECH	Zachery	Trott	Ziamba	Berry	Pugh	Isom	McCain	Adams	Fannin	Todd	Tate
MISSISSIPPI STATE	Burns	Trott	Ziamba	Berry	Pugh	Isom	McCain	Adams	E. Smith	Todd	McCalebb
WEST VIRGINIA	Zachery	Trott	Ziamba	Berry	Pugh	Isom	McCain	Hawthorne	E. Smith	Todd	Tate
BALL STATE	Zachery	Wisner (WR)	Ziamba	Berry	Pugh	Sullen	McCain	Adams	Fannin	Todd	Tate
at Tennessee	Zachery	Trott	Ziamba	Berry	Pugh	Eddins	McCain	Wisner	Fannin	Todd	Tate
at Arkansas	Burns	Trott	Ziamba	Berry	Pugh	Isom	McCain	Adams	E. Smith	Todd	Tate
KENTUCKY	Zachery	Trott	Ziamba	Berry	Pugh	Isom	McCain	Burns	E. Smith	Todd	Tate
at LSU											
OLE MISS											
FURMAN											
at Georgia											
ALABAMA											

Defense

	LE	LT	NG	RE	LB	LB	LB	CB	S	S	CB
LOUISIANA TECH	Coleman	Fairley	Ricks	Goggans	Stevens	Bynes	Herring	McFadden	Etheridge	Bates	Thorpe
MISSISSIPPI STATE	Coleman	Blanc	Ricks	Goggans	Stevens	Bynes	Herring	McFadden	Etheridge	Bates	Thorpe
WEST VIRGINIA	Coleman	Blanc	Ricks	Goggans	Stevens	Bynes	Freeman	McFadden	Etheridge	Bates	Thorpe
BALL STATE	Coleman	Blanc	Ricks	Goggans	Stevens	Bynes	Freeman	McFadden	Etheridge	Bates	Thorpe
at Tennessee	Coleman	Blanc	Ricks	Goggans	Stevens	Bynes	Freeman	McFadden	Etheridge	Bates	Thorpe
at Arkansas	Coleman	Blanc	Ricks	Goggans	Stevens	Bynes	Herring	McFadden	Etheridge	Bates	Thorpe
KENTUCKY	Coleman	Blanc	Ricks	Carter	Stevens	Bynes	Herring	McFadden	Etheridge	Bates	Thorpe
at LSU											
OLE MISS											
FURMAN											
at Georgia											
ALABAMA											

2009 Game-By-Game Team Statistics

Game	Score	First Downs		Rushing No-Yds-TD	Passing			Total Off. Pl-Yds	Punts No-Avg	Fum. F/L	Penalties No-Yds	3rd Dns	Time of Poss
		Tot	Ru-Pa-Pe		C-A-I	Yds	TD						
Louisiana Tech at Auburn	13 37	19 27	6-8-5 17-9-1	37-6-0 52-301-2	18-33-1 17-27-0	149 255	1 2	70-245 79-556	6-38.3 2-41.0	3/1 3/2	3-30 8-87	5-14 8-13	31:23 28:37
Mississippi State at Auburn	24 49	14 29	6-7-1 18-8-3	38-167-1 59-390-5	11-21-2 11-24-0	130 199	1 1	59-297 83-589	6-45.2 5-28.8	0/0 2/0	10-89 5-40	5-14 6-13	28:57 31:03
West Virginia at Auburn	30 41	23 20	11-11-1 7-12-1	39-207-3 41-100-0	24-41-5 17-33-1	302 300	1 4	80-509 74-400	2-49.5 5-44.0	1/1 1/0	4-45 5-37	10-15 9-18	32:45 27:15
Ball State at Auburn	30 54	19 21	10-6-3 10-11-0	44-146-2 34-254-2	18-30-0 21-29-1	114 306	1 5	74-260 63-560	4-41.2 2-43.5	2/2 2/1	4-23 9-86	5-15 4-10	35:56 24:04
at Tennessee Auburn	22 26	19 24	6-12-1 11-13-0	29-151-1 48-224-1	20-44-0 20-35-0	259 235	2 1	73-410 83-459	8-41.8 6-42.5	1/1 2/0	4-30 3-35	4-17 6-17	25:14 34:46
at Arkansas Auburn	44 23	28 15	12-10-6 9-5-1	45-221-4 35-242-3	24-37-1 15-29-0	274 133	2 0	82-495 64-375	4-41.0 7-39.0	1/0 4/3	5-45 8-56	5-13 4-14	38:27 21:33
Kentucky at Auburn	21 14	21 16	15-5-1 12-4-0	49-282-3 49-220-1	9-22-0 11-25-1	75 95	0 0	71-357 74-315	6-41.0 7-35.7	1/0 0/0	0/0 10/76	3-14 6-18	32:35 27:25
at LSU Auburn													
Ole Miss at Auburn													
Furman at Auburn													
at Georgia Auburn													
Alabama at Auburn													

Miscellaneous Statistics

Average Time of Possession (by Quarter)

	1	2	3	4	Total
AUBURN	6:58	7:00	6:24	7:25	27:49
Opponent	8:02	7:59	8:35	7:34	32:11

Third Down Conversions (by Quarter)

	1	2	3	4	Total
AUBURN	8 of 26	13 of 30	11 of 23	11 of 24	43 of 103
<i>Pct.</i>	30.8	43.3	47.8	45.8	41.7
Opponents	7 of 22	8 of 25	8 of 27	14 of 28	37 of 102
<i>Pct.</i>	31.8	32.0	29.6	50.0	36.3

Third Down Conversions (by Yardage)

<u>Yards to go</u>	1-3	4-6	7-10	11+	Total
AUBURN	22 of 31	11 of 26	8 of 30	2 of 16	43 of 103
<i>Pct.</i>	71.0	42.3	26.7	12.5	41.7
Opponents	12 of 24	10 of 21	13 of 44	2 of 13	37 of 102
<i>Pct.</i>	50.0	47.6	29.5	15.4	36.8

Turnovers

Takeaways — 14, Giveaways — 9
 Difference — +5
 Points Off TOs — AU 48, Opp. 30
 Points Off TOs/Game — AU 6.9, Opp. 4.3

Kickoffs

Kickoffs — 47
 Byrum — 6 KO, 1 TB, 0 OB
 Hull — 41 KO, 2 TB, 3 OB
 Touchbacks — 3
 Out of Bounds — 3
 Opp. Returns — 41 for 1003 yards (24.5)
 On-side kicks — 0-for-0

Red Zone

AU Scores/Times in Red Zone: 22/24 (.917)
 AU TDs/Times in Red Zone: 17/24 (.708)
 Scores (22): 17 TD, 5 FG
 Non-Scores (2): 2 Fumbles
 Opp. Scores/Times in Red Zone: 25/27 (.926)
 Opp. TDs/Times in Red Zone: 17/27 (.630)
 Scores (25): 17 TD, 8 FG
 Non-Scores (2): INT, Missed FG

2009 Game-By-Game Individual Statistics

Rushing

<u>No.-Yds. TD</u>	<u>#18 Burns</u>	<u>#27 Fannin</u>	<u>#23 McCalebb</u>	<u>#32 Smith</u>	<u>#44 Tate</u>	<u>#12 Todd</u>
LOUISIANA TECH	8-23, 1	0-0, 0	22-148, 1	DNP	20-117, 0	1-3, 0
MISSISSIPPI STATE	9-32, 3	9-75, 0	16-114, 1	3-8, 0	20-157, 1	1-6, 0
WEST VIRGINIA	7-10, 0	1-0, 0	8-20, 0	0-0, 0	19-75, 0	5-(-14), 0
BALL STATE	1-2, 0	0-0, 0	8-83, 1	7-47, 0	13-63, 0	1-2, 0
at Tennessee	5-16, 0	1-32, 0	31-51, 0	0-0, 0	25-128, 1	3-(-13), 0
at Arkansas	2-7, 0	0-0, 0	6-23, 1	0-0, 0	22-184, 2	4-(-32), 0
KENTUCKY	6-37, 0	2-(-1), 0	7-22, 0	0-0, 0	31-132, 1	2-15, 0
at LSU						
OLE MISS						
FURMAN						
at Georgia						
ALABAMA						

Receiving

<u>No.-Yds. TD</u>	<u>#89 Adams</u>	<u>#18 Burns</u>	<u>#27 Fannin</u>	<u>#13 Hawthorne</u>	<u>#82 Wisner</u>	<u>#81 Zachery</u>
LOUISIANA TECH	4-65, 1	0-0, 0	8-82, 0	DNP	0-0, 0	3-98, 1
MISSISSIPPI STATE	5-116, 0	1-2, 0	1-3, 0	DNP	1-24, 0	2-41, 0
WEST VIRGINIA	6-80, 3	1-8, 0	1-82, 1	0-0, 0	1-16, 0	1-15, 0
BALL STATE	5-73, 1	0-0, 0	3-55, 1	0-0, 0	0-0, 0	5-122, 2
at Tennessee	2-29, 0	0-0, 0	6-25, 0	0-0, 0	1-16, 0	2-28, 1
at Arkansas	3-24, 0	0-0, 0	2-(-1), 0	0-0, 0	0-0, 0	2-25, 0
KENTUCKY	3-57, 0	0-0, 0	2-9, 0	0-0, 0	0-0, 0	4-24, 0
at LSU						
OLE MISS						
FURMAN						
at Georgia						
ALABAMA						

<u>No.-Yds. TD</u>	<u>#43 Lutzenkirchen</u>	<u>#5 Trott</u>	<u>#23 McCalebb</u>	<u>#32 Smith</u>	<u>#44 Tate</u>
LOUISIANA TECH	0-0, 0	0-0, 0	0-0, 0	DNP	2-10, 0
MISSISSIPPI STATE	1-13, 1	0-0, 0	0-0, 0	0-0, 0	0-0, 0
WEST VIRGINIA	0-0, 0	2-20, 0	0-0, 0	4-74, 0	1-5, 0
BALL STATE	1-14, 0	1-6, 1	1-(-3), 0	0-0, 0	3-18, 0
at Tennessee	0-0, 0	1-13, 0	3-62, 0	3-45, 0	2-17, 0
at Arkansas	0-0, 0	3-16, 0	0-0, 0	1-21, 0	3-16, 0
KENTUCKY	0-0, 0	0-0, 0	1-2, 0	1-3, 0	0-0, 0
at LSU					
OLE MISS					
FURMAN					
at Georgia					
ALABAMA					

Passing

<u>C-A-Yds-Int. TD</u>	<u>#18 Burns</u>	<u>#12 Todd</u>
LOUISIANA TECH	0-1-0-0, 0	17-26-255-0, 2
MISSISSIPPI STATE	1-1-13-0, 1	10-23-186-0, 0
WEST VIRGINIA	1-2-16-0, 0	16-31-284-1, 4
BALL STATE	0-0-0-0, 0	19-26-287-0, 5
at Tennessee	1-3-17-0, 0	19-32-218-0, 1
at Arkansas	0-1-0-0, 0	15-28-133-0, 0
KENTUCKY	1-1-15-0, 0	10-24-80-1, 0
at LSU		
OLE MISS		
FURMAN		
at Georgia		
ALABAMA		

Field Goals

<u>Made. (Missed)</u>	<u>#18 Byrum</u>
LOUISIANA TECH	25, 49, 47
MISSISSIPPI STATE	--
WEST VIRGINIA	46, 42
BALL STATE	32
at Tennessee	29, 43, (46), 19, 22
at Arkansas	37
KENTUCKY	--
at LSU	
OLE MISS	
FURMAN	
at Georgia	
ALABAMA	

Punting

<u>No.-Avg. In 20</u>	<u>#97 Durst</u>
LOUISIANA TECH	2-41.0, 1
MISSISSIPPI STATE	4-36.0, 2
WEST VIRGINIA	5-44.0, 1
BALL STATE	2-43.5, 0
at Tennessee	5-43.6, 2
at Arkansas	7-39.0, 0
KENTUCKY	7-35.7, 1
at LSU	
OLE MISS	
FURMAN	
at Georgia	
ALABAMA	

2009 Game-By-Game Individual Statistics

Defensive Linemen

<u>Solo+Ast=Total</u>	<u>#93 Blanc</u>	<u>#98 Clayton</u>	<u>#52 Coleman</u>	<u>#90 Fairley</u>	<u>#49 Goggans</u>	<u>#91 Ricks</u>
LOUISIANA TECH	1+1=2	DNP	4+3=7	2+3=5	1+1=2	3+3=6
MISSISSIPPI STATE	1+3=4	1+2=3	0+3=3	0+0=0	1+3=4	0+1=1
WEST VIRGINIA	2+0=2	1+0=1	3+3=6	1+2=3	2+1=3	1+1=2
BALL STATE	0+1=1	1+1=2	1+2=3	1+0=1	2+2=4	2+1=3
at Tennessee	1+0=0	DNP	0+0=0	0+1=1	1+1=2	0+1=1
at Arkansas	4+0=4	DNP	0+0=0	1+2=3	0+2=2	1+0=1
KENTUCKY	0+4=4	DNP	2+3=5	1+0=1	1+0=1	2+1=3
at LSU						
OLE MISS						
FURMAN						
at Georgia						
ALABAMA						

Linebackers

<u>Solo+Ast=Total</u>	<u>#17 Bynes</u>	<u>#35 Evans</u>	<u>#21 Freeman</u>	<u>#58 Gaston</u>	<u>#31 Herring</u>	<u>#46 Stevens</u>
LOUISIANA TECH	5+3=8	0+1=1	DNP	1+0=1	2+0=2	6+2=8
MISSISSIPPI STATE	2+6=8	0+1=1	2+4=6	1+0=1	1+3=4	4+3=7
WEST VIRGINIA	10+2=12	DNP	1+0=1	0+1=1	1+0=1	8+3=11
BALL STATE	5+1=6	2+0=2	0+0=0	1+5=6	0+0=0	4+2=6
at Tennessee	5+4=9	2+0=2	0+0=0	DNP	0+0=0	5+6=11
at Arkansas	5+3=8	2+0=2	DNP	DNP	2+0=2	9+3=12
KENTUCKY	6+3=9	0+1=1	0+0=0	DNP	1+2=3	3+4=7
at LSU						
OLE MISS						
FURMAN						
at Georgia						
ALABAMA						

Defensive Backs

<u>Solo+Ast=Total</u>	<u>#25 Bates</u>	<u>#4 Etheridge</u>	<u>#6 McFadden</u>	<u>#11 Slade</u>	<u>#15 Thorpe</u>	<u>#14 Washington</u>
LOUISIANA TECH	1+2=3	6+2=8	1+1=2	1+2=3	3+0=3	1+1=2
MISSISSIPPI STATE	0+3=3	6+2=8	4+0=4	0+1=1	5+2=7	0+2=2
WEST VIRGINIA	4+0=4	2+1=3	5+0=5	0+0=0	5+2=7	3+2=5
BALL STATE	5+2=7	1+2=3	2+1=3	DNP	5+1=6	2+0=2
at Tennessee	6+1=7	5+1=6	1+4=5	0+0=0	3+4=7	2+2=4
at Arkansas	5+1=6	7+0=7	1+1=2	2+0=2	8+3=11	1+1=2
KENTUCKY	6+2=8	5+2=7	3+0=3	1+1=2	3+1=4	2+0=2
at LSU						
OLE MISS						
FURMAN						
at Georgia						
ALABAMA						

Others

<u>Solo+Ast=Total</u>	<u>#8 Adams</u>	<u>#22 Bell</u>	<u>#45 Carter</u>	<u>#20 Cole</u>	<u>#95 Ford</u>
LOUISIANA TECH	0+0=0	1+0=1	DNP	1+1=2	0+1=1
MISSISSIPPI STATE	0+1=1	1+0=1	DNP	0+0=0	1+0=1
WEST VIRGINIA	0+0=0	1+0=1	DNP	DNP	0+0=0
BALL STATE	1+1=2	1+0=1	2+1=3	DNP	1+3=4
at Tennessee	0+1=1	0+0=0	1+0=1	DNP	0+0=0
at Arkansas	2+0=2	2+0=2	1+0=1	DNP	1+1=2
KENTUCKY	0+0=0	DNP	1+4=5	DNP	0+0=0
at LSU					
OLE MISS					
FURMAN					
at Georgia					
ALABAMA					

2009 Player Participation

Player	Pos.	2009 Games Played	2009 Starts	Career Games Played	Career Starts	Consec. Career Starts	Player	Pos.	2009 Games Played	2009 Starts	Career Games Played	Career Starts	Consec. Career Starts
Darvin Adams	WR	7	4	17	4	-	Darrell Roseman	OL	4	-	4	-	-
Harry Adams	DB	7	-	15	-	-	Aairon Savage	FS	-	-	19	15	-
Gabe Barrett	DB	2	-	2	-	-	Ryan Shoemaker	P	-	-	13	-	-
Daren Bates	DB	7	7	7	7	7	Mike Slade	DB	6	-	18	-	-
T'Sharvan Bell	DB	7	-	7	-	-	Eric Smith	RB	6	4	18	4	4
DeAngelo Benton	WR	6	-	6	-	-	Vance Smith	OL	2	-	14	2	-
Mike Berry	OL	7	7	25	15	12	Travante Stallworth	WR	7	-	7	-	-
Emory Blake	WR	5	-	5	-	-	Craig Stevens	LB	7	7	32	27	20
Mike Blanc	DL	7	6	31	12	6	John Sullen	OL	7	1	7	1	-
Jorell Bostrom	OL	6	-	6	-	-	Ben Tate	RB	7	6	41	15	5
Kodi Burns	QB	7	3	26	11	2	Neiko Thorpe	DB	7	7	18	8	7
Josh Bynes	LB	7	7	24	15	15	Chris Todd	QB	7	7	14	12	7
Wes Byrum	K	7	-	31	-	-	Jamar Travis	DL	4	-	4	-	-
Quindarius Carr	WR	7	-	19	-	-	Tommy Trott	TE	7	6	46	28	3
Antoine Carter	DE	4	1	27	2	1	Demond Washington	DB	7	-	7	-	-
Neil Caudle	QB	3	-	6	-	-	Derek Winter	WR	7	-	15	-	-
Wade Christopher	LB	5	-	7	-	-	Jay Wisner	WR	7	2	7	2	-
Zach Clayton	DT	3	-	24	1	-	Bailey Woods	TE	5	-	5	-	-
Drew Cole	DB	2	-	13	-	-	Terrell Zachery	WR	7	5	20	5	1
Antonio Coleman	DE	7	7	44	25	9	Lee Ziemba	OT	7	7	32	32	32
Jared Cooper	OL	7	-	13	-	-							
Clayton Crofoot	H	7	-	19	-	-							
John Cubelic	WR	-	-	1	-	-							
John Douglas	RB	7	-	10	1	-							
Watson Downs	LB	2	-	2	-	-							
Clinton Durst	P	7	-	18	-	-							
Bart Eddins	OL	6	1	21	1	-							
Zac Etheridge	SS	7	7	34	31	22							
Jonathan Evans	LB	7	-	7	-	-							
Nick Fairley	DL	7	1	7	1	-							
Mario Fannin	RB	7	3	35	8	-							
Dee Ford	DE	7	-	7	-	-							
Eltoro Freeman	LB	5	3	5	3	-							
Harris Gaston	LB	4	-	4	-	-							
Michael Goggans	DE	7	6	32	18	-							
A.J. Greene	OL	1	-	2	-	-							
Anthony Gulley	WR	5	-	5	-	-							
Josh Harris	DS	7	-	7	-	-							
Tim Hawthorne	WR	5	1	30	5	-							
Adam Herring	LB	7	4	18	4	2							
Robert Hill	DE	1	-	1	-	-							
D'Antoine Hood	DB	4	-	16	1	-							
Davis Hooper	RB	2	-	2	-	-							
Morgan Hull	K	7	-	16	-	-							
Chris Humphries	DL	6	-	6	-	-							
Byron Isom	OL	5	5	17	12	2							
Jason King	RB	5	-	5	-	-							
Philip Lutzenkirchen	TE	7	-	7	-	-							
Derrick Lykes	DL	7	-	7	-	-							
Andrew McCain	OL	7	7	34	7	7							
Onterio McCalebb	RB	7	1	7	1	-							
Walter McFadden	DB	7	7	43	19	19							
Gabe McKenzie	TE	7	-	45	1	-							
Mike McNeil	DB	-	-	25	12	-							
Ikeem Means	DB	6	-	6	-	-							
Andrew Parmer	OL	1	-	1	-	-							
Philip Pierre-Louis	WR	3	-	4	-	-							
Blake Poole	DB	1	-	1	-	-							
Ryan Pugh	OL	7	7	27	26	22							
Spencer Pybus	LB	-	-	12	-	-							
Ashton Richardson	LB	7	-	7	-	-							
Jake Ricks	DT	7	7	38	7	7							

Top Ten Career Games Played (Active)		
1.	Tommy Trott	46
2.	Gabe McKenzie	45
3.	Antonio Coleman	44
4.	Walter McFadden	43
5.	Ben Tate	41
6.	Jake Ricks	38
7.	Mario Fannin	35
8.	Zac Etheridge	34
	Andrew McCain	34
10.	Michael Goggans	32
	Craig Stevens	32
	Lee Ziemba	32

Top Ten Career Games Started (Active)		
1.	Lee Ziemba	32
2.	Zac Etheridge	31
3.	Tommy Trott	28
4.	Craig Stevens	27
5.	Ryan Pugh	26
6.	Antonio Coleman	25
7.	Walter McFadden	19
8.	Michael Goggans	18
9.	Aairon Savage	15
	Mike Berry	15
	Josh Bynes	15
	Ben Tate	15

Top Five Consecutive Starts (Active)		
1.	Lee Ziemba	32
2.	Zac Etheridge	22
	Ryan Pugh	22
4.	Craig Stevens	20
5.	Walter McFadden	19

2009 Superlatives

Auburn Team Superlatives

Points Scored	.54	vs. Ball State (9/26)
Low	.14	vs. Kentucky (10/17)
First Downs	.29	vs. Mississippi State (9/12)
Low	.15	at Arkansas (10/10)
Rushing Plays	.59	vs. Mississippi State (9/12)
Low	.34	vs. Ball State (9/26)
Net Rushing Yards	.390	vs. Mississippi State (9/12)
Low	.100	vs. West Virginia (9/19)
Passes Attempted	.35	at Tennessee (10/3)
Low	.24	vs. Mississippi State (9/12)
Passes Completed	.21	vs. Ball State (9/26)
Low	.11	vs. Mississippi State (9/12)
Had Intercepted	.1	vs. Kentucky (10/17)
Low	.0	three times
		last vs. Kentucky (10/17)
		four times
		last at Arkansas (10/10)
Net Passing Yards	.306	vs. Ball State (9/26)
Low	.95	vs. Kentucky (10/17)
Total Offensive Plays	.83	vs. Mississippi State (9/12)
Low	.63	at Tennessee (10/3)
Total Net Offense	.589	vs. Ball State (9/26)
Low	.315	vs. Mississippi State (9/12)
Fumbles	.4	vs. Kentucky (10/17)
Low	.0	at Arkansas (10/10)
Fumbles Lost	.3	vs. Kentucky (10/17)
Low	.0	at Arkansas (10/10)
		four times
		last vs. Kentucky (10/17)
Penalties	.10	vs. Kentucky (10/17)
Low	.3	at Tennessee (10/3)
Penalty Yards	.87	vs. Louisiana Tech (9/5)
Low	.35	at Tennessee (10/3)

Auburn Individual Superlatives

Rushing Attempts	.31	by Ben Tate vs. Kentucky (10/17)
Net Rushing Yards	.184	by Ben Tate at Arkansas (10/10)
Rushing TDs	.3	by Kodi Burns vs. Mississippi St. (9/12)
Pass Attempts	.32	by Chris Todd at Tennessee (10/3)
Pass Completions	.19	by Chris Todd vs. Ball State (9/26)
Had Intercepted	.1	by Chris Todd at Tennessee (10/3)
		three times
		last by Chris Todd vs. Kentucky (10/17)
Net Passing Yards	.287	by Chris Todd vs. Ball State (9/26)
Passing TDs	.5	by Chris Todd vs. Ball State (9/26)
Receptions	.8	by Mario Fannin vs. La Tech (9/5)
Receiving Yards	.122	by Terrell Zachery vs. Ball State (9/26)
TD Receptions	.3	by Darvin Adams vs. W. Virginia (9/19)
Punts	.7	by Clinton Durst at Arkansas (10/10)
Punt Average	.44.0	by Clinton Durst vs. Kentucky (10/17)
Punts Inside 20	.2	by Clinton Durst vs. West Virginia (9/19)
		by Clinton Durst vs. Mississippi St. (9/12)
		by Clinton Durst at Tennessee (10/3)
Punt Returns	.3	by D. Washington vs. Mississippi St. (9/12)
Punt Return Yards	.24	by Anthony Guley vs. W. Virginia (9/19)
Kickoff Returns	.4	by O. McCalebb vs. Mississippi St. (9/12)
		by Mario Fannin at Arkansas (10/10)
Kickoff Return Yards	.91	by O. McCalebb at Tennessee (10/3)
FG Attempts	.5	by Wes Byrum at Tennessee (10/3)
FG Made	.4	by Wes Byrum at Tennessee (10/3)
Interceptions	.1	by Wes Byrum at Tennessee (10/3)
Interception Yards	.22	by Neiko Thorpe vs. West Virginia (9/19)

Auburn Individual Long Plays

Rushing	.62	by Onterio McCalebb vs. Ball State (9/26)
Passing	.93	by Chris Todd vs. La Tech (9/5)
Receiving	.93	by Terrell Zachery vs. La Tech (9/5)
Field Goal	.49	by Wes Byrum vs. La Tech (9/5)
Punt	.54	by Clinton Durst vs. Kentucky (10/17)
Punt Return	.17	by Anthony Guley vs. W. Virginia (9/19)
Kickoff Return	.52	by O. McCalebb at Tennessee (10/3)
Interception Return	.22	by Neiko Thorpe vs. West Virginia (9/19)

Opponent Team Superlatives

Points Scored	.44	by Arkansas (10/10)
Low	.13	by Louisiana Tech (9/5)
First Downs	.28	by Arkansas (10/10)
Low	.14	by Mississippi State (9/12)
Rushing Plays	.49	by Kentucky (10/17)
Low	.29	by Tennessee (10/3)
Net Rushing Yards	.282	by Kentucky (10/17)
Low	.96	by Louisiana Tech (9/5)
Passes Attempted	.44	by Tennessee (10/3)
Low	.21	by Mississippi State (9/12)
Passes Completed	.24	by West Virginia (9/19)
Low	.09	by Arkansas (10/10)
Had Intercepted	.5	by Kentucky (10/17)
Low	.0	by West Virginia (9/19)
		three times
		last by Kentucky (10/17)
Net Passing Yards	.302	by West Virginia (9/19)
Low	.75	by Kentucky (10/17)
Total Offensive Plays	.82	by Arkansas (10/10)
Low	.59	by Mississippi State (9/12)
Total Net Offense	.509	by West Virginia (9/19)
Low	.245	by Louisiana Tech (9/5)
Fumbles	.3	by Louisiana Tech (9/5)
Low	.0	by Mississippi State (9/12)
Fumbles Lost	.2	by Ball State (9/26)
Low	.0	three times
		last by Kentucky (10/17)
Penalties	.10	by Mississippi State (9/12)
Low	.0	by Kentucky (10/17)
Penalty Yards	.89	by Mississippi State (9/12)
Low	.0	by Kentucky (10/17)

Opponent Individual Superlatives

Rushing Attempts	.21	by Montario Hardesty of Tennessee (10/3)
Net Rushing Yards	.145	by Michael Smith of Arkansas (10/10)
Rushing TDs	.3	by Noel Devine of West Virginia (9/19)
Pass Attempts	.43	by Jonathan Crompton of Tennessee (10/3)
Pass Completions	.24	by Ryan Mallett of Arkansas (10/10)
Had Intercepted	.4	by Jarrett Brown of West Virginia (9/19)
Net Passing Yards	.274	by Ryan Mallett of Arkansas (10/10)
Passing TDs	.2	by Jonathan Crompton of Tennessee (10/3)
		by Ryan Mallett of Arkansas (10/10)
Receptions	.12	by Jock Sanders of West Virginia (9/19)
Receiving Yards	.115	by Jock Sanders of West Virginia (9/19)
TD Receptions	.1	eight times
Punts	.8	by Chad Cunningham of Tennessee (10/3)
Punt Average	.49.5	by Scott Kozlowski of West Virginia (9/19)
Punts Inside 20	.4	by Chad Cunningham of Tennessee (10/3)
		by Ryan Tydlacka of Kentucky (10/17)
Punt Returns	.2	by Randall Cobb of Kentucky (10/17)
Punt Return Yards	.27	by P. Hanrahan of Mississippi State (9/12)
Kickoff Returns	.7	by Leon Berry of Mississippi State (9/12)
		by Eric Williams of Ball State (9/26)
Kickoff Return Yards	.186	by Leon Berry of Mississippi State (9/12)
FG Attempts	.3	by Ian McGarvey of Ball State (9/26)
FG Made	.3	by Ian McGarvey of Ball State (9/26)
Interceptions	.1	three times
		last by Calvin Harrison of Kentucky (10/17)
Interception Yards	.21	by Jason Pinkston of Ball State (9/26)

Opponent Individual Long Plays

Rushing	.71	by Noel Devine of West Virginia (9/19)
Passing	.58	by Jarrett Brown of West Virginia (9/19)
Receiving	.58	by Brad Starks of West Virginia (9/19)
Field Goal	.46	by Matt Nelson of Louisiana Tech (9/5)
Punt	.53	by Chad Cunningham of Tennessee (10/3)
Punt Return	.27	by P. Hanrahan of Mississippi State (9/12)
Kickoff Return	.70	by Dennis Johnson of Arkansas (10/10)
Interception Return	.21	by Jason Pinkston of Ball State (9/26)

2009 Plays Of 20+ Yards

Yards	Type	Player(s)	Opponent	Qtr.
93 (TD)	pass	Terrell Zachery from Chris Todd	Louisiana Tech	3rd
82 (TD)	pass	Mario Fannin from Chris Todd	West Virginia	3rd
65 (TD)	pass	Terrell Zachery from Chris Todd	Ball State	2nd
62	run	Onterio McCalebb	Ball State	2nd
60 (TD)	run	Ben Tate	Arkansas	3rd
60	run	Terrell Zachery	Arkansas	3rd
52 (TD)	run	Neil Caudle	Ball State	4th
48 (TD)	run	Onterio McCalebb	Mississippi State	2nd
46 (TD)	pass	Terrell Zachery from Chris Todd	Ball State	2nd
37	pass	Eric Smith from Chris Todd	West Virginia	2nd
37	pass	Darvin Adams from Chris Todd	Kentucky	4th
36 (TD)	pass	Mario Fannin from Chris Todd	Ball State	3rd
35 (TD)	run	Ben Tate	Mississippi State	3rd
33	pass	Terrell Zachery from Chris Todd	Mississippi State	4th
32	run	Mario Fannin	Tennessee	3rd
32	pass	Quindarius Carr from Chris Todd	Arkansas	3rd
30	pass	Darvin Adams from Chris Todd	Mississippi State	1st
28	pass	Darvin Adams from Chris Todd	Louisiana Tech	4th
28	pass	Darvin Adams from Chris Todd	Mississippi State	2nd
28	pass	Eric Smith from Chris Todd	West Virginia	1st
28	run	Ben Tate	Arkansas	3rd
26	pass	Mario Fannin from Chris Todd	Louisiana Tech	1st
26 (TD)	pass	Darvin Adams from Chris Todd	Ball State	3rd
24	pass	Jay Wisner from Chris Todd	Mississippi State	3rd
24	pass	Onterio McCalebb from Chris Todd	Tennessee	1st
23	run	Mario Fannin	Mississippi State	1st
22	pass	Onterio McCalebb from Chris Todd	Tennessee	2nd
21	pass	Darvin Adams from Chris Todd	Mississippi State	2nd
21	run	Ben Tate	Mississippi State	3rd
21	pass	Eric Smith from Chris Todd	Arkansas	2nd
21	run	Ben Tate	Arkansas	3rd
20	pass	Mario Fannin from Chris Todd	Louisiana Tech	2nd
20	pass	Darvin Adams from Chris Todd	Mississippi State	2nd
20	run	Ben Tate	Tennessee	2nd
20	pass	Darvin Adams from Chris Todd	Tennessee	4th

Play Breakdown

BY PLAY

Pass.....	23
Run	12

BY GAME

Louisiana Tech	4
Mississippi State	10
West Virginia	3
Ball State	6
at Tennessee	5
at Arkansas	6
Kentucky	1
at LSU	-
Ole Miss	-
Furman	-
at Georgia	-
Alabama	-

BY QUARTER

1st	5
2nd	12
3rd	13
4th	5

RUSHING

Ben Tate	6
Onterio McCalebb	2
Mario Fannin	2
Neil Caudle	1
Terrell Zachery.....	1

PASSING

Chris Todd	23
------------------	----

RECEIVING

Darvin Adams	8
Mario Fannin	4
Terrell Zachery.....	4
Eric Smith	3
Onterio McCalebb	2
Quindarius Carr	1
Jay Wisner.....	1

The Last Time ...

An Auburn Team

Had 35 First Downs... vs. Western Carolina, 2002 (37)
Had 30 First Downs... vs. Tennessee, 2004 (31)
Had 400 yards rushing... vs. Mississippi State, 2003 (405)
Had 300 yards rushing... vs. Mississippi State, 2009 (390)
Had 300 yards rushing in consecutive games... vs. Louisiana Tech (301); vs. Mississippi State (390), 2009
Had 50 or more rushing attempts... vs. Louisiana Tech, 2009 (52)
Had six or more rushing TDs... at Kentucky, 2005 (6)
Had five or more rushing TDs... vs. Mississippi State, 2009 (5)
Had four or more rushing TDs... vs. Mississippi State, 2009 (5)
Had 350 or more yards passing... vs. Tennessee, 2004 (374)
Had 300 or more yards passing... vs. Ball State, 2009 (306)
Had 50 or more pass attempts... vs. Mississippi State, 1997 (54)
Had 30 or more pass completions... vs. Arkansas, 1995 (34)
Had five TDs passing... vs. Ball State, 2009 (5)
Had four TDs passing... vs. Ball State, 2009 (5)
Had three TDs passing... vs. Ball State, 2009 (5)
Had 500 or more yards total offense... vs. Ball State, 2009 (560)
Had 500 or more yards total offense in consecutive games... vs. Louisiana Tech (556), vs. Mississippi State, 2009 (589)
Had 80 or more total plays... at Tennessee, 2009 (83)
Scored 70 or more points... vs. Louisiana-Monroe, 2003 (73)
Scored 60 or more points... vs. Ball State, 2005 (63)
Scored 50 or more points... vs. Ball State, 2009 (54)
Scored 40 or more points... vs. Ball State, 2009 (54)
Scored 40 or more points in three consecutive games... vs. Mississippi State (49), vs. West Virginia (41), vs. Ball State (54), 2009
Had five or more fumbles... vs. Southern Miss (5), 2008
Did not commit a turnover... at Tennessee, 2009
Had 200-yard rusher and 100-yard receiver in a game... vs. Syracuse, 2002 (Carnell Williams [202 rush] and Marcel Willis [113 receiving])
Had 150-yard rusher and 150-yard receiver in a game... at Arkansas, 2001 (Carnell Williams [177 rush] and Tim Carter [156 receiving])
Had 100-yard receiver and 100-yard rusher in a game... vs. Mississippi State, 2009 (Ben Tate [157 rush], Onterio McCalebb [114 rush], Darvin Adams [116 rec])
Had two 100-yard rushers in a game... vs. Mississippi State, 2009 (Ben Tate [157] and Onterio McCalebb [114])
Had two 150-yard rushers in a game... vs. Mississippi State, 2003 (Brandon Jacobs [182] and Carnell Williams [164])
Had three 100-yard rushers in a game ... vs. Maryland, 1983 (Tommie Agee [219], Lionel James [115] and Bo Jackson [105])
Had two 100-yard receivers in a game... vs. LSU, 1999 (Ronney Daniels [120] and Markeith Cooper [105])
Had a 60-yard run and a 60-yard pass in a game ... vs. Ball State, 2009 (Onterio McCalebb 62 rush, Chris Todd to Terrell Zachery 65 pass)
Had three players with 2 rushing TDs... vs. Louisiana-Monroe, 2003 (Carnell Williams [2], Brandon Jacobs [2], Tre Smith [2])
Had two players with seven or more catches in a game ... Courtney Taylor vs. Alabama, 2003 (7), Silas Daniels vs. Alabama, 2003 (7)
Scored a touchdown on offense, defense and special teams... vs. Louisiana-Monroe, 2008 (2 offense [1 pass, 1 rush], 1 defense [fumble return], 1 special team [punt return])
Scored on the first offensive play ... vs. Alabama, 2003 (Carnell Williams, 80 yard run)
Returned a punt for a TD... vs. Louisiana-Monroe, 2008 (Robert Dunn) [66 yards]
Returned a kickoff for a TD... vs. Tennessee-Martin, 2008 (Tristan Davis) [95 yards]
Returned opening kickoff for a TD... vs. Tennessee-Martin, 2008 (Tristan Davis) [95 yards]
Returned three Interceptions for TDs... vs. LSU, 1994 (Ken Alvis, Fred Smith, Brian Robinson)
Returned two Interceptions for TDs... vs. LSU, 1994 (Ken Alvis, Fred Smith, Brian Robinson)
Returned an Interception for a TD... vs. West Virginia, 2009 (Craig Stevens) [15]
Returned two fumbles for TDs... vs. Vanderbilt, 2002 (Spencer Johnson, Karlos Dansby)
Returned a fumble for a TD... vs. Tennessee, 2008 (Jake Ricks) [0]
Blocked a punt ... vs. Florida, 2006 (Jerraud Powers)
Blocked two punts... vs. La-Monroe, 2003 (3 - Justin Fetsko [2], Donnay Young)
Blocked three punts ... vs. La-Monroe, 2003 (3 - Justin Fetsko [2], Donnay Young)
Returned a blocked punt for a TD... vs. Florida, 2006 (Tre Smith)
Blocked a field goal ... vs. Kentucky, 2009 (Jake Ricks)
Returned a blocked field goal for a TD... vs. Kentucky, 2009 (Neiko Thorpe) [69]

Blocked two field goals in a game... at Georgia, 2001 (Alton Moore, 2)
Blocked a PAT attempt ... at Tennessee, 2009 (Nick Fairley)
Blocked two PAT attempt ... vs. LSU, 1998 (Charles Dorsey, 2)
Missed a kicking PAT... vs. Georgia, 2008 (mishandled snap)
Had a punt blocked... at Mississippi State, 2009 (Clinton Durst)
Had a field goal blocked... at Alabama, 2008 (Morgan Hull)
Had a successful on-side kick... at West Virginia, 2008 (Wes Byrum/Wes Byrum)
Was held scoreless... at Alabama, 2008 (0-36)
Was held scoreless at Jordan-Hare Stadium... vs. Southern California, 2003 (0-23)
Held an opponent scoreless... vs. Louisiana-Monroe, 2008 (34-0)
Held an opponent scoreless at Jordan-Hare Stadium... vs. La-Monroe, 2008 (34-0)
Held an opponent to five or less first downs... vs. Ball State, 2001 (5)
Held an opponent to 10 or less first downs... vs. Tennessee, 2008 (9)
Intercepted five or more passes... vs. West Virginia, 2009 (5)
Intercepted four or more passes... vs. West Virginia, 2009 (5)
Held an opponent to 300 or less yards total offense... vs. Ball State, 2009 (260)
Held an opponent to 200 or less yards total offense... vs. Tennessee, 2008 (191)
Held an opponent to 150 or less yards total offense... at Mississippi State, 2008 (116)
Held an opponent to 100 or less yards total offense... vs. Ball State, 2001 (92)
Held an opponent to 100 or less yards rushing... vs. Louisiana Tech, 2009 (96)
Held an opponent to 50 or less yards rushing... vs. Tennessee-Martin, 2008 (38)
Held an opponent to negative yards rushing... vs. Florida, 2001 (-36)
Held an opponent to 100 or less yards passing... vs. Kentucky, 2009 (75)
Held an opponent without a touchdown... at Mississippi State, 2008
Scored a safety... vs. Ball State, 2009 (Josh Bynes)
Scored on a fake field goal... vs. Vanderbilt, 2000 (Duval pass to Diamond)
Scored an offensive two-point conversion ... at Alabama, 2006 (Lee Guess pass from Carl Stewart)
Scored two or more offensive two-point conversions... vs. Florida, 2002 [2]
Scored a defensive two-point conversion... vs. LSU, 1998 (Brad Ware)
Had 10 or more penalties... vs. Vanderbilt, 2007 (11)
Had 100 or more penalty yards... at Ole Miss, 2000 (112)
Had 35 minutes time of possession... at West Virginia, 2008 (35:19)
Was involved in a game that ended in a tie... vs. Georgia, 1994 (23-23)
Was involved in an overtime game... vs. Clemson [Chick-fil-A], 2007 (23-20 win)
Won a game without scoring an offensive touchdown ... at Miss. State, 2008 (3-2)

An Auburn Player

Rushed 40 times in a game... Carnell Williams vs. Syracuse, 2002 (40)
Rushed 35 times in a game... Kenny Irons at Georgia, 2005 (37)
Rushed 30 times in a game... Kenny Irons at Arkansas, 2005 (33)
Rushed for 200 yards in a game... Kenny Irons at LSU, 2005 (218)
Rushed for 150 yards in a game... Ben Tate at Arkansas, 2009 (184)
Rushed for 100 yards in a game... Ben Tate vs. Kentucky, 2009 (132)
Quarterback rushed for 100 yards in a game... Kodi Burns vs. Tennessee-Martin, 2008 (158)
Rushed for 100 yards in five consecutive games... Kenny Irons vs. Alabama (103), at Georgia (179), at Kentucky (103), vs. Ole Miss (101), at LSU (218), 2005
Rushed for 100 yards in four consecutive games... Kenny Irons vs. Alabama (103), at Georgia (179), at Kentucky (103), vs. Ole Miss (101)
Rushed for 100 yards in three consecutive games... Ben Tate at Tennessee (128), at Arkansas (184), vs. Kentucky, (132), 2009
Rushed for 100 yards in consecutive games... Ben Tate at Arkansas (184), vs. Kentucky, (132), 2009
Rushed for 150 yards in three consecutive games... Carnell Williams vs. Tennessee (185), at Arkansas (150), vs. Mississippi State (164), 2003
Rushed for 150 yards in consecutive games... Kenny Irons at Arkansas (182), at LSU (218), 2005
Rushed for 4 or more TDs in a game... Carnell Williams vs. Mississippi State, 2003 (6)
Rushed for 3 or more TDs in a game... Kodi Burns vs. Mississippi State, 2009 (3)
Rushed for 2 or more TDs in four consecutive games... Carnell Williams vs. Western Carolina (2), vs. Vanderbilt (2), at Miss. State (2), vs. Syracuse (2), 2002
Rushed for 2 or more TDs in three consecutive games... Ronnie Brown at Florida (2), vs. LSU (2), at Ole Miss (3), 2002
Passed for 400 yards in a game... Ben Leard at Georgia, 1999 (416)
Passed for 300 yards in a game... Brandon Cox vs. Georgia Tech, 2005 (342)
Attempted 50 passes in a game... Dameyune Craig vs. Mississippi State, 1997 (54)

The Last Time ...

Attempted 40 passes in a game... Kodi Burns at Ole Miss, 2008 (43)
Threw five TDs in a game... Chris Todd vs. Ball State, 2009 (5)
Threw four TDs in a game... Chris Todd vs. Ball State, 2009 (5)
Threw three TDs in a game... Chris Todd vs. Ball State, 2009 (5)
Threw four TDs or more in consecutive games... Chris Todd vs. West Virginia (4), vs. Ball State (5), 2009
Had 400 yards total offense in a game... Jason Campbell vs. Tennessee, 2004 (431)
Had 300 yards total offense in a game... Kodi Burns at Ole Miss, 2008 (340)
Accounted for four or more TDs in a game... Chris Todd vs. Ball State, 2009 (5)
Accounted for three or more TDs in a game... Chris Todd vs. Ball State, 2009 (5)
Caught 15 passes in a game... Willie Gosha vs. Arkansas, 1995 (17)
Caught 10 or more passes in a game... Ronney Daniels vs. Central Florida, 1999 (10)
Caught seven or more passes in a game... Mario Fannin vs. Louisiana Tech, 2009 (8)
Had 200 or more yards receiving in a game... Ronney Daniels at Georgia, 1999 (249)
Had 150 or more yards receiving in a game... Ben Obomanu vs. Ole Miss, 2003 (150)
Had 100 or more yards receiving in a game... Terrell Zachery vs. Ball State, 2009 (122)
Had 100 yards receiving in consecutive games... Courtney Taylor at Ole Miss (108); vs. Arkansas State (116), 2006
Caught four or more TD passes in a game... Alexander Wright vs. Pacific, 1989 (4)
Caught three or more TD passes in a game... Darvin Adams vs. West Virginia, 2009 (3)
Caught two or more TD passes in a game... Terrell Zachery vs. Ball State, 2009 (2)
Caught a TD pass in consecutive games... Darvin Adams vs. West Virginia, Ball State, 2009; Mario Fannin vs. West Virginia, Ball State, 2009
Running back caught a TD pass in consecutive games ... Mario Fannin vs. West Virginia, Ball State, 2009
Tight End caught a TD pass in consecutive games ... Gabe McKenzie vs. Kansas State; South Florida, 2007
Scored 15 or more points kicking... John Vaughn vs. Washington State, 2006 (16)
Scored 10 or more points kicking... Wes Byrum at Tennessee, 2009 (14)
Kicked five or more field goals in a game... Jaret Holmes vs. UAB, 1996 (5)
Kicked four or more field goals in a game... Wes Byrum at Tennessee, 2009 (4)
Had 150 kickoff return yards in a game... Tristan Davis vs. Arkansas, 2008 (182)
Had 100 punt return yards in a game... Robert Dunn vs. Southern Miss, 2008 (103)
Scored four or more TDs... Carnell Williams vs. Mississippi State, 2003 (6 rush)
Scored three or more TDs... Darvin Adams vs. West Virginia, 2009 (3 receiving)
Scored a rushing and receiving TD in a game... Mario Fannin vs. Georgia, 2008
Had an 80-yard run... Carnell Williams vs. Alabama, 2003 (80)
Had a 70-yard run... Tristan Davis at Kentucky, 2005 (75)
Had a 60-yard run... Ben Tate at Arkansas, 2009 (60); Terrell Zachery at Arkansas, 2009 (60)
Completed an 80-yard pass... Chris Todd to Mario Fannin vs. West Virginia, 2009 (82)
Completed a 70-yard pass... Chris Todd to Mario Fannin vs. West Virginia, 2009 (82)
Completed a 60-yard pass... Chris Todd to Terrell Zachery vs. Ball State, 2009 (65)
Kicked a field goal of 50 or more yards... Wes Byrum vs. Southern Miss, 2008 (52)
Kicked a field goal of 50 or more yards in consecutive games... John Vaughn, 2006; at Mississippi State (55), vs. Washington State (52)
Kicked two field goals of 50 or more yards in a game... Win Lyle vs. Tennessee, 1987 [55, 52]
Had a 70-yard punt... Kody Bliss vs. Tualne, 2006 (71)
Had a 60-yard punt... Ryan Shoemaker vs. New Mexico State, 2007 (67)
Blocked a field goal in a game... Tez Doolittle vs. Georgia, 2008
Blocked two field goals in a game... Alton Moore at Georgia, 2001
Blocked a PAT attempt ... Nick Fairley at Tennessee, 2009
Blocked two PAT attempts ... Charles Dorsey vs. LSU, 1998 (2)
Blocked a punt in a game... Jeraud Powers vs. Florida, 2006
Blocked two punts in a game... Justin Fetsko vs. Louisiana-Monroe, 2003 (2)
Intercepted three or more passes in a game... Junior Rosegreen at Tennessee, 2004 (4)
Intercepted two or more passes in a game... Jonathan Wilhite vs. New Mexico State, 2007 (2)
Intercepted a pass in consecutive games... Jeraud Powers, 2007; at Georgia; vs. Alabama, 2007
Intercepted a pass in three consecutive games... Jeraud Powers, 2007; vs. Tennessee Tech, at Georgia; vs. Alabama
Recovered two fumbles in a game... Sen'Derrick Marks at Alabama, 2006 (2)
Forced two fumbles in a game... Quentin Groves at Alabama, 2006 (2)

An Auburn Opponent

Scored 50 or more points... Georgia, 1996 (56) [4 OT]
Scored 40 or more points... Arkansas, 2009 (44)
Had 350 or more yards rushing... Arkansas, 2002 (426)
Had 300 or more yards rushing... Arkansas, 2002 (426)
Had 250 or more yards rushing... Kentucky, 2009 (282)
Had 50 or more rushing attempts... Alabama, 2008 (50)
Had 400 yards passing... Louisiana Tech, 2000 (433)
Had 350 yards passing... Tennessee, 2003 (355)
Had 300 yards passing... West Virginia, 2009 (302)
Had 50 or more pass attempts... Kansas State, 2007 (57)
Had 40 or more pass attempts... at Tennessee, 2009 (44)
Had 30 or more pass completions... Kansas State, 2007 (32)
Had 25 or more pass completions... Tennessee-Martin, 2008 (27)
Had four or more TDs passing... Florida, 2000 [SEC Championship] (4)
Had three or more TDs passing... LSU, 2007 (3)
Had five passes intercepted... West Virginia, 2009 (5)
Had four passes intercepted... West Virginia, 2009 (5)
Had 600 yards total offense... Florida, 1996 (625)
Had 500 yards total offense... West Virginia, 2009 (509)
Had 400 yards total offense... Arkansas, 2009 (495)
Had five or more fumbles... South Carolina, 2005 (5)
Lost four or more fumbles... Mississippi State, 2002 (4)
Returned a punt for a TD... LSU, 2005 (Skyler Green, 66 yards)
Returned a kickoff for a TD... Alabama, 2003 (Brandon Brooks, 96 yards)
Returned an interception for a TD... Mississippi State, 2007 (Derek Pegues, 20 yards)
Returned a fumble for a TD... Arkansas, 1997 (C.J. McLain, 52 yards)
Returned a blocked punt for a TD... Mississippi State, 2009 (Robert Elliott, 10 yards)
Blocked an Auburn punt... Mississippi State, 2009
Blocked an Auburn field goal... Alabama, 2008 (Bobby Greenwood)
Held Auburn to 300 yards total offense... Alabama, 2008 (170)
Held Auburn to 200 yards total offense... Alabama, 2008 (170)
Held Auburn below 100 yards rushing... Alabama, 2008 (57)
Held Auburn below 50 yards rushing... Georgia Tech, 2003 (40)
Held Auburn to negative yards rushing... Tennessee, 1997 (-15)
Held Auburn below 100 yards passing... Kentucky, 2009 (95)
Held Auburn to 10 or less first downs... Alabama, 2008 (8)
Had 10 or more penalties... Arkansas, 2007 (10)
Had 100 or more yards in penalties... Arkansas, 2007 (100)
Had two 100-yard rushers in a game... Kentucky, 2009 [Derrick Locke, 126; Randall Cobb, 109]
Had two 100-yard receivers in a game... Tulane, 2006 [Preston Brown, 139; Damarcus Davis, 126]
Had a 100-yard rusher and a 100-yard receiver... West Virginia, 2009 [Noel Devine, 128 rush; Jock Sanders, 118 rec.]
Had a 100-yard rusher and two 100-yard receivers... Tulane, 2006 [Matt Forte, 117 rush; Preston Brown, 139 rec.; Damarcus Davis, 126 rec.]
Did Not Have a Turnover ... Kentucky, 2009
Scored a safety... Mississippi State, 2008 (Ryan Pugh holding penalty)
Scored a two-point conversion... Alabama, 2005
Had 35 minutes time of possession... Arkansas, 2009 (38:27)

The Last Time ...

An Opposing Player

Rushed for 200 yards in a game... Noel Devine, West Virginia, 2008 (207)
Rushed for 150 yards in a game... Noel Devine, West Virginia, 2008 (207)
Rushed for 100 yards in a game... Derrick Locke, Kentucky, 2009 (126); Randall Cobb, Kentucky, 2009 (109)
Passed for 400 yards in a game... Luke McCown, La. Tech, 2000 (433)
Passed for 350 yards in a game... Casen Clausen, Tennessee, 2003 (355)
Passed for 300 yards in a game... Matt Flynn, LSU, 2007 (319)
Attempted 50 passes in a game... Josh Freeman, Kansas State, 2007 (57)
Attempted 40 passes in a game... Cade Thompson, Tennessee-Martin, 2008 (46)
Completed 25 passes in a game... Cade Thompson, Tennessee-Martin, 2008 (27)
Threw three or more TD passes in a game... Pat White, West Virginia, 2008 (3)
Had 400 yards total offense... Luke McCown, La. Tech, 2000 (436)
Had 350 yards total offense... Matt Flynn, LSU, 2007 (353)
Accounted for 3 or more TDs... Noel Devine, West Virginia, 2009 (3)
Caught 10 or more passes... Jock Sanders, West Virginia, 2009 (12)
Caught seven or more passes... Gerald Jones, Tennessee, 2009
Had 100 yards receiving... Jock Sanders, West Virginia, 2009 (115)
Had 200 yards receiving... Charles Lee, Central Florida, 1999 (203)
Caught three or more TD passes... Chris Collins, Ole Miss, 2002 (3)
Scored three TDs... Noel Devine, West Virginia, 2009 (3)
Had a 90-yard run... Guy Minor, LSU, 1936 (90)
Had an 80-yard run... C.J. Spiller, Clemson [Chick-fil-A], 2007 (83) [TD]
Had a 70-yard run... Noel Devine, West Virginia, 2009 (71) [TD]
Had a 60-yard run... Randall Cobb, Kentucky, 2009 (61)
Completed an 80-yard pass... Bryan Randall to Josh Morgan, Va. Tech, 2004 (80) [TD]
Completed a 70-yard pass... Bryan Randall to Josh Morgan, Virginia Tech, 2004 (80) [TD]
Completed a 60-yard pass... Andre' Woodson to Rafael Little, Kentucky, 2005 (65)
Kicked a 50-yard field goal... Steve Lindsey, Ole Miss, 1997 (52)
Had a 70-yard punt... Blake McAdams, Mississippi State, 2007 (73)
Had a 60-yard punt... Blake McAdams, Mississippi State, 2007 (73)
Made three or more FGs ... Colt David, LSU, 2007 (3)