



SOUTH CAROLINA GAMECOCKS

Game 8: #13/14 LSU (4-1, 2-1 SEC) at SOUTH CAROLINA (5-2, 2-2 SEC)
October 18, 2008 ♦ Columbia, S.C. ♦ 8 p.m. ET ♦ ESPN

GAMEDAY

Stadium: Williams-Brice Stadium (80,250)

National TV: ESPN

Mike Patrick, Todd Blackledge and Holly Rowe

SportSouth Replay: Sunday at 3:30; Wednesday at 11 pm

National Radio: ESPN Radio

Dave Barnett, Dennis Franchione and Dave Ryan

Gamecocks Radio Flagship: WNKT (107.5 FM)

Play-by-Play: Todd Ellis

Analyst: Tommy Suggs

Sidelines: Duce Staley

Satellite Radio: XM TBA

Series Information:

Series Record: LSU leads 15-2-1

In Columbia: LSU leads 4-1-1

In Baton Rouge: LSU leads 10-1-0

Last Meeting: LSU 28, USC 16, 9/22/07 in Baton Rouge

Last Meeting in Columbia: SU 33, USC 7, 10/18/03

Last USC Win: USC 18, LSU 17, 10/1/94 in Baton Rouge

Last UK Win in Columbia: USC 7, LSU 6, 10/11/30

Current Streak: LSU has won the last 3 in a row.

SETTING THE STAGE

The South Carolina Gamecocks (5-2, 2-2 SEC) return home after a two-game road swing to host the #13/14 LSU Tigers (4-1, 2-1 SEC) in a Southeastern Conference match-up. Game time is set for 8 p.m. ET on Saturday, Oct. 18 and the contest will be televised nationally on ESPN. The Gamecocks have put together four straight wins, defeating Wofford, UAB, Ole Miss and Kentucky, after suffering a pair of seven-point SEC losses at Vanderbilt and to Georgia. The defending national champion Tigers suffered their first loss of the season last Saturday at Florida after opening the season with wins over Appalachian State, North Texas, Auburn and Mississippi State. LSU leads the all-time series, 15-2-1, with Carolina's only home win coming in the 1930 campaign.



SOUTH CAROLINA GAMECOCKS (5-2, 2-2 SEC)

DATE	OPPONENT	TIME/SCORE	TV
Aug. 28	NC State	W, 34-0	ESPN
Sept. 4	at Vanderbilt	L, 17-24	ESPN
Sept. 13	#2 Georgia	L, 7-14	CBS
Sept. 20	Wofford	W, 23-13	PPV
Sept. 27	UAB	W, 26-13	PPV
Oct. 4	at Ole Miss	W, 31-24	PPV
Oct. 11	at Kentucky	W, 24-17	Raycom
Oct. 18	#13 LSU	8 pm	ESPN
Nov. 1	Tennessee	TBA	TBA
Nov. 8	Arkansas	TBA	TBA
Nov. 15	at Florida	TBA	TBA
Nov. 29	at Clemson	TBA	TBA

Head Coach: Steve Spurrier (Florida)
 Record at South Carolina: 26-18 (4th year)
 Overall: 168-58-2 (18th year)
 vs. LSU: 11-2
 SID: Steve Fink
 Fink Email: finksc@mailbox.sc.edu
 Fink Office: 803-777-7987
 Fink Cell: 803-240-5268
 Asst. SID: Andrew Kitick
 Kitick Email: kitick@mailbox.sc.edu
 Kitick Office: 803-777-5257
 Kitick Cell: 803-240-4150
 SID FAX: 803-777-2967
 Web Site: www.GamecocksOnline.com



LSU TIGERS (4-1, 2-1 SEC)

DATE	OPPONENT	TIME/SCORE
Aug. 30	Appalachian State	W, 41-13
Sept. 13	North Texas	W, 41-3
Sept. 20	at Auburn	W, 26-21
Sept. 27	Mississippi State	W, 34-24
Oct. 11	at Florida	L, 21-51
Oct. 18	at South Carolina	8 pm
Oct. 25	Georgia	TBA
Nov. 1	Tulane	8 pm
Nov. 8	Alabama	TBA
Nov. 15	Troy	TBA
Nov. 22	Ole Miss	TBA
Nov. 28	at Arkansas	2:30 pm

Head Coach: Les Miles (Michigan-1976)
 Record at LSU: 38-7 (4th year)
 Overall: 66-28 (8th year)
 vs. South Carolina: 1-0
 SID: Michael Bonnette
 Bonnette Email: mbonnet@lsu.edu
 Bonnette Office: 225-578-8226
 Bonnette Cell: 225-578-1861
 SID FAX: 225-578-1861
 Web Site: www.Lsusports.com

INSIDE

General Notes	1-4
South Carolina/LSU Schedules	1
SEC Standings	2
National Rankings	3
Career Starting Assignments	4
Tracking the 2008 Opponents	4
The Gamecock Offense	5-7
Carolina Trends	6
The Gamecock Defense	8-9
South Carolina-LSU by the Numbers	9
Media Services	10
The Gamecock Special Teams	10
Head Coach Steve Spurrier	11
Coach Spurrier by the Numbers	12
Carolina's Superlatives Under Spurrier	13
Assistant Coaches	14
Depth Chart	15
Numerical Roster	16
2008 Statistics	17-22
2008 Specialty Statistics	18
2008 Game-by-Game Starters	21
Highs and Lows	23
The Last Time It Happened	24
2008 Game Recaps	25-31

2008 SEC STANDINGS

EASTERN DIVISION

	SEC PCT.	PF	PA	ALL	PCT.	PF	PA
Florida	3-1	.750	149	65	5-1	.833	231 78
Vanderbilt	3-1	.750	75	64	5-1	.833	147 98
Georgia	2-1	.667	70	62	5-1	.833	198 110
USC	2-2	.500	79	79	5-2	.714	162 105
Kentucky	0-2	.000	31	41	4-2	.667	157 63
Tennessee	0-3	.000	32	70	2-4	.333	104 109

WESTERN DIVISION

	SEC PCT.	PF	PA	ALL	PCT.	PF	PA
Alabama	3-0	1.000	107	58	6-0	1.000	202 81
LSU	2-1	.667	81	96	4-1	.800	163 112
Auburn	2-3	.400	73	79	4-3	.571	134 92
Arkansas	1-2	.333	46	109	3-3	.500	112 212
Ole Miss	1-2	.333	72	84	3-3	.500	175 148
Miss. State	1-2	.333	43	51	2-4	.333	98 121

LAST WEEK IN THE SEC

Saturday, October 11

South Carolina 24, Kentucky 17
 Mississippi State 17, Vanderbilt 14
 Georgia 26, Tennessee 14
 Arkansas 25, Auburn 22
 Florida 51, LSU 21

THIS WEEK IN THE SEC

Saturday, October 18

LSU at South Carolina, 8 pm, ESPN
 Vanderbilt at Georgia, 12:30, Raycom
 Ole Miss at Alabama, 3:30 pm, CBS
 Arkansas at Kentucky, 7 pm, ESPNU
 Mississippi State at Tennessee, 7 pm, PPV

NEXT WEEK IN THE SEC

Thursday, October 23

Auburn at West Virginia, 7:30 pm, ESPN

Saturday, October 25

Alabama at Tennessee
 Ole Miss at Arkansas
 Kentucky at Florida
 Georgia at LSU
 Middle Tennessee at Mississippi State
 Duke at Vanderbilt

A South Carolina win over LSU would...

- * Extend the Gamecocks' winning streak to five games.
- * Give the Gamecocks three straight conference wins for the first time since they won six straight SEC games at the end of the 2005 season (5 games) and the start of the 2006 campaign (1 game).
- * Be the Gamecocks first win at home over the Tigers since the 1930 season when USC won by a 7-6 score.
- * Guarantee the Gamecocks at least a .500 record for the fifth straight season. The last time they went five or more consecutive seasons with a .500 record or better was from 1928-34.
- * Move head coach Steve Spurrier past Sol Metzger into sole possession of eighth place on Carolina's all-time coaching wins list with 27. Metzger recorded a 26-18-2 record from 1920-24.

GAMECOCKS AND TIGERS

LSU holds a commanding 15-2-1 advantage in the all-time series with South Carolina. The Bayou Bengals hold a 4-1-1 lead in games played in Columbia, own a 10-1 advantage in games played in Baton Rouge, and won the only neutral site contest, taking the 1987 Gator Bowl in Jacksonville, Fla. LSU has won the last three meetings, including a 28-16 win in Baton Rouge last season, and a 33-7 victory on Oct. 18, 2003, the last

Game-by-Game					
1930	10/11	W	7-6	H	
1931	10/10	L	12-19	A	
1932	11/05	L	0-6	H	
1933	11/05	L	7-30	A	
1960	11/05	L	6-35	A	
1961	10/14	L	0-42	H	
1965	10/23	L	7-21	A	
1966	09/17	L	12-28	A	
1973	10/27	L	29-33	H	
1975	10/25	L	6-24	A	
1982	10/23	L	6-14	A	
1983	10/22	L	6-20	A	
1987	12/31	L	13-30	N	
1994	10/01	W	18-17	A	
1995	09/30	T	20-20	H	
2002	10/19	L	14-38	A	
2003	10/18	L	7-33	H	
2007	09/22	L	16-28	A	

time the two teams met in Columbia. South Carolina's last win came by an 18-17 margin in Baton Rouge on Oct. 1, 1994. The Gamecocks only win over the Tigers in Columbia was back in 1930 in the first meeting between the two schools, a 7-6 Carolina win.

LAST WIN OVER LSU

The Gamecocks went into the Bayou on Oct. 1, 1994 and escaped with an 18-17 win. The Gamecocks trailed the entire contest until Stanley Pritchett plunged in from the one-yard line with 12:52 remaining in the game for the deciding points. Pritchett finished the day with 18 carries for 90 yards. LSU held a 14-12 lead at the intermission in front of 63,281 rain-soaked fans and built the lead to 17-12 entering the final stanza. Carolina quarterback Steve Taneyhill was 23-for-30 for 157 yards and a touchdown, as the Gamecocks rolled up 262 yards of offense compared to 209 for LSU. It was just the Gamecocks' second win over LSU in school history, the first coming in the first meeting between the two schools, a 7-6 win on Oct. 11, 1930 in Columbia. Both Gamecock wins over LSU have been by a single point.

THE LAST TIME THEY MET

The 3-0 and 12th-ranked Gamecocks ran into a buzz saw in the form of second-ranked LSU in Baton Rouge on Sept. 22, 2007 and came back from the Bayou with their first loss of the season, a 28-16 setback. The Gamecocks scored first, but LSU used a solid ground game, which rolled up 290 yards, to score the next 28 points. Carolina tried to rally late with two fourth-quarter scores, but it wasn't enough. South Carolina threw for 244 yards compared to LSU's 70, but the ground game proved to be the difference, as USC could only muster 17 net yards rushing on 27 attempts on a rainy day in the Bayou.

THE HBC VERSUS LSU

South Carolina head coach Steve Spurrier is 11-2 all-time against LSU, posting a 6-0 record when playing at the Swamp in Gainesville and a 5-2 record when playing in Tiger Stadium in Baton Rouge. This will be the first time he has faced the Tigers outside of Gainesville or Baton Rouge. His offenses have scored more than 20 points 11 times in the previous 13 meetings, rolling up 437 points for an average of 33.6 points per game. His defenses have surrendered more than 21 points just twice, allowing just 173 total points, an average of 13.3 points per game.

Coach Spurrier Game-by-Game		
DATE	SITE	SCORE
10/06/90	Florida	W, 34-8
10/05/91	LSU	W, 16-0
10/10/92	Florida	W, 28-21
10/09/93	LSU	W, 58-3
10/08/94	Florida	W, 42-18
10/07/95	LSU	W, 28-10
10/12/96	Florida	W, 56-13
10/11/97	LSU	L, 21-28
10/10/98	Florida	W, 22-10
10/09/99	LSU	W, 31-10
10/07/00	Florida	W, 41-9
10/06/01	LSU	W, 44-15
09/22/07	LSU	L, 16-28

PLAYING THE BEST

LSU comes into this week's game ranked 13th in the Associated Press poll and 14th in the USA TODAY/Coaches' poll, falling from fourth in both polls after last week's loss at Florida. The Gamecocks are 5-10 against ranked opponents in the Steve Spurrier Era, including an 0-1 mark this season. Carolina is 2-7 at home in those contests and 3-3 on the road. The Gamecocks have lost their last three games against ranked opponents. Here's a year-by-year breakdown:

2005: Carolina was 2-1 against ranked opponents, knocking off No. 23 Tennessee and No. 12 Florida after losing to No. 9 Georgia.

2006: Carolina was 1-5 against ranked opponents with their lone win coming against No. 24 Clemson. They had losses against No. 12 Georgia, No. 2 Auburn, No. 8 Tennessee, No. 12 Arkansas and No. 6 Florida.

2007: The Gamecocks were 2-3 against ranked opponents, winning over No. 11 Georgia and No. 8 Kentucky, but suffering losses to No. 2 LSU, No. 17 Florida and No. 15 Clemson.

2008: The Gamecocks are 0-1 against ranked opponents, falling to No. 2 Georgia by a 14-7 count in Columbia on Sept. 13.

UNDER COACH SPURRIER

Head coach Steve Spurrier is 26-18 in his fourth season in Columbia. He recorded the most wins by a Carolina head coach in his first three seasons (21), topping Joe Morrison's mark of 20 from 1983-85, and has now surpassed Warren Giese (25 wins from 1956-59) for the most wins by a Gamecock coach in his first four seasons on the Carolina sidelines.

CLOSE BUT NO CIGAR

The Gamecocks have lost 18 games in the Steve Spurrier Era, 11 of which have come by a touchdown or less and seven of which came to ranked opponents:

- 1. 09/10/05 at #9 Georgia 15-17
- 2. 11/19/05 vs Clemson 9-13
- 3. 12/30/05 vs Missouri 31-38
- 4. 09/28/06 vs #2 Auburn 17-24
- 5. 10/28/06 vs #8 Tennessee 24-31
- 6. 11/04/06 vs #12 Arkansas 20-26
- 7. 11/11/06 at #6 Florida 16-17
- 8. 10/27/07 at Tennessee OT 24-27
- 9. 11/24/07 vs #22 Clemson 21-23
- 10. 09/04/08 at Vanderbilt 17-24
- 11. 09/13/08 vs #2 Georgia 7-14

THE LAST TIME OUT

The Gamecocks traveled to Kentucky last Saturday and, despite committing four turnovers and missing four field goals, came out on top with a 24-17 win. Redshirt freshman quarterback Stephen Garcia came off the bench in the third quarter to lead the come-from-behind win. Garcia completed 10-of-14 passes for 169 yards and a touchdown in one and a half quarters of action. Kenny McKinley and Jason Barnes each logged 88 yards receiving. The Gamecock defense held Kentucky scoreless while surrendering just 55 yards in the second half. The Gamecocks got a couple of special special teams plays in the win. Captain Munnerlyn returned a kickoff 84 yards, setting up one touchdown, then Jordin Lindsey blocked a field goal attempt that Munnerlyn returned 81 yards for another score.

MILESTONE WIN

The win at Kentucky gave Steve Spurrier a 100-29 record as an SEC coach against SEC competition (he also has three wins against SEC teams while coaching at Duke). He became just the fourth coach in history to record 100 career SEC wins. Only Bear Bryant (159), John Vaught (106) and Vince Dooley (105) have won more regular-season SEC conference games.

MATCHING METZGER

The win over Kentucky represented Steve Spurrier's 26th victory at Carolina, tying Sol Metzger for eighth place on the all-time wins list. Metzger logged 26 wins from 1920-24. Now in his fourth season, Coach Spurrier has coached 44 games at South Carolina, while it took Metzger 46 games to win 26 over five seasons.

LUCKY SEVEN

All four of South Carolina's SEC games this season have been decided by exactly seven points. The Gamecocks were seven-point losers at Vanderbilt (24-17) and to #2 Georgia (14-7), but have bounced back with seven-point wins at Ole Miss (31-24) and Kentucky (24-17).

RECORD HOLDER

Kenny McKinley caught seven passes at Kentucky to move into the top spot on USC's all-time receptions list with 173, passing Sterling Sharpe. For more on McKinley, please see page 6 of the Carolina Game Notes.

MUNNERLYN WAS SPECIAL

Captain Munnerlyn came up big in the special teams department in the win at Kentucky. In his first kickoff return this season, Munnerlyn sprinted 84 yards, setting up the Gamecocks' first touchdown. It was the longest kickoff return by a Gamecock since Matthew Thomas went 95 yards for a touchdown against Virginia in 2002. Munnerlyn then picked up Jordin Lindsey's blocked field goal attempt and returned it 81 yards for a touchdown, the first for Carolina since Rashad Faison turned that feat against Boise State in 2001. His performance earned him SEC Special Teams Player of the Week honors.

THIRD DOWN IS OUR DOWN

The Gamecocks were a solid 8-of-17 on third down conversions at Kentucky, 47.1 percent, right in line with their 46.9 season percentage (46-of-98), which is the second-best mark in the SEC and ranks 22nd in the country. They converted just 35 percent last season. Conversely, they held the Wildcats to just 1-of-16 on third downs (0.6 percent). For the season, Carolina has held its opponents to just 30-of-94, 31.9 percent, on third downs, fifth in the SEC and 24th in the nation.

KENTUCKY NOTABLES

* The win over Kentucky was Steve Spurrier's 100th as an SEC coach in SEC contests. It was also his 16th win in as many tries against Kentucky, his best mark against any opponent.

* The win was Carolina's ninth straight over Kentucky. They have not lost to the Wildcats since 1999.

* The Gamecocks won for just the second time in the Spurrier Era when trailing entering the final period. The Gamecocks trailed Kentucky, 17-14, before scoring 10 fourth quarter points. They are now 2-14 when trailing after three quarters, with the other win coming at Tennessee in 2005.

* Chris Culliver notched the first two interceptions of his career.

* Weslye Saunders' seven-yard game-winning touchdown reception was the first touchdown catch of his career.

FIRST DOWNS

The Gamecocks lead the SEC in first downs, totaling 148 through seven games, an average of 21.1 first downs per game. The Gamecocks have had at least 20 first downs in five of seven games, with the exceptions being Vanderbilt (18) and Kentucky (16). The total has been helped by their opponents' mistakes as the Gamecocks have accumulated 15 first downs by penalty. No other SEC team has more than 12.

IT'S NOT OVER

The Gamecocks started the season 0-2 in league play after suffering setbacks at Vanderbilt and to No. 2 Georgia, but history would indicate that they still have hope to get back in the race. The last time they opened the conference slate with back-to-back losses was in 2005 when they dropped their first three decisions to Georgia, Alabama and Auburn before bouncing back with five straight SEC wins, topping Kentucky, Vanderbilt, Tennessee, Arkansas and Florida in succession.

Associated Press

1. Texas (39)	6-0	1599
2. Alabama (26)	6-0	1582
3. Penn State	7-0	1492
4. Oklahoma	5-1	1306
5. Florida	5-1	1284
6. Southern California	4-1	1247
7. Texas Tech	6-0	1210
8. Oklahoma State	6-0	1184
9. Brigham Young	6-0	1131
10. Georgia	5-1	1081
11. Missouri	5-1	984
12. Ohio State	6-1	908
13. LSU	4-1	893
14. Utah	7-0	834
15. Boise State	5-0	714
16. Kansas	5-1	620
17. Virginia Tech	5-1	540
18. North Carolina	5-1	416
19. South Florida	5-1	397
20. Michigan State	6-1	371
21. Wake Forest	4-1	330
22. Vanderbilt	5-1	258
23. Pittsburgh	4-1	182
24. Ball State	7-0	166
25. California	4-1	115
ARV South Carolina	5-2	9

USA Today/Coaches

1. Texas (44)	6-0	1505
2. Alabama (14)	6-0	1452
3. Penn State (3)	7-0	1416
4. Southern California	4-1	1198
5. Texas Tech	6-0	1195
6. Oklahoma	5-1	1147
7. Florida	5-1	1145
8. Brigham Young	6-0	1143
9. Georgia	5-1	1010
10. Oklahoma State	6-0	958
11. Ohio State	6-1	920
12. Missouri	5-1	886
13. Utah	7-0	819
14. LSU	4-1	776
15. Kansas	5-1	676
16. Boise State	5-0	648
17. Michigan State	6-1	468
18. Virginia Tech	5-1	467
19. Wake Forest	4-1	376
20. South Florida	5-1	334
21. North Carolina	5-1	321
22. California	4-1	16
23. Vanderbilt	5-1	147
24. TCU	6-1	138
25. Ball State	7-0	135
ARV South Carolina	5-2	10

The Gamecock Offense

WR	4	Jason Barnes (6-4, 204, Fr.-RS)	Has started the last three games... has responded with 14 catches for 210 yards and two touchdowns.
	18	Dion LeCorn (5-11, 220, So.*)	Has one catch in the last three games after logging 13 in the first four... has two TDs in 2008 and five in his career.
WR	11	Kenny McKinley (6-0, 187, Sr.***)	School leader in career receptions... has missed three games this season due to a right hamstring injury.
	29	Chris Hail (5-10, 193, Jr.**)	Originally came to USC as a wide receiver... after playing DB since his frosh season, has moved back to WR.
WR	9	Moe Brown (6-0, 184, Jr.**)	Had the biggest game of his Carolina career vs. Georgia with 7 catches for 130 yards and a touchdown.
	85	Joe Hills (6-4, 201, So.)	Has all six of his receptions in the last four games... DNP in the season's first two games.
	82	Freddie Brown (6-3, 208, Jr.**)	Possession-type receiver who caught his first career TD pass at Vanderbilt.... father coaches at Spartanburg HS.
LT	76	Jarriel King (6-7, 304, So.)	Junior college transfer has been the starter at left tackle in five of seven games this season.
	77	Jamon Meredith (6-5, 297, Sr.***)	Senior who has made 34 career starts, the first 30 at tackle... sat out the first two games due to an eligibility issue.
LG	77	Jamon Meredith (6-5, 297, Sr.***)	5th-year senior who has started the last four games at left guard after making 30 career starts at tackle.
	57	Lemuel Jeanpierre (6-3, 305, Jr.**)	Former defensive lineman who was converted to offense in 2007... has started 8 games over the past two years.
C	70	Garrett Anderson (6-4, 310, Jr.**)	Has played in 29 of 32 games over the past 3 seasons, making 15 starts, the first eight at offensive guard.
	63	Seaver Brown (6-5, 302, So.*)	Made six starts at left guard in 2007, the most of the three players who earned starting assignment at that spot.
RG	60	Terrence Campbell (6-3, 277, So.)	Former defensive lineman who has made the conversion to the O-line... has started the last four games.
	74	Heath Batchelor (6-7, 309, So.*)	Came to USC as a tackle but was moved to right guard... started the season's first three games at right guard.
RT	78	Justin Sorensen (6-7, 316, Sr.**)	Big Canadian offensive lineman who has made 25 consecutive starts at right tackle... selected in the CFL Draft.
	66	Hutch Eckerson (6-6, 292, So.*)	Played in 10 games as a true freshman, then was redshirted during the 2007 campaign.
TE	84	Jared Cook (6-5, 240, Jr.**)	Preseason third-team All-SEC pick by the coaches... had a career game with 8 catches for 111 yards at Vandy.
	8	Larry Freeman (6-1, 228, Sr.*)	Junior college transfer who began his career at wide receiver, was moved to defense and has found a home at TE.
	88	Weslye Saunders (6-5, 274, So.*)	Big target at tight end... caught 12 passes for 151 yards in 2007... caught his first TD pass at Kentucky.
QB	5	Stephen Garcia (6-2, 221, Fr.-RS)	Came off the bench at Kentucky to spark the Gamecocks to victory... threw for 169 yards in 1 1/2 quarters.
	7	Chris Smelley (6-2, 211, So.*)	SEC Offensive P-O-W at Ole Miss... career highs are 23 completions, 39 attempts and 327 yards passing.
FB	47	Patrick DiMarco (6-1, 238, So.*)	Made his first career start against NC State... nephew of professional golfer Chris DiMarco.
	46	Bryan Kingrey (6-1, 241, Sr.**)	Former walk-on who has earned a scholarship... does not have any offensive statistics.
TB	25	Mike Davis (5-9, 207, Sr.***)	Senior who has rushed for 1,012 yards in his career... owns four 100-yard rushing games including vs. NC State.
	22	Bobby Wallace (5-7, 202, Sr.**)	Senior tailback who rushed for 51 yards on six carries vs. UAB, his first carries since the 2006 season.
	28	Eric Baker (5-11, 188, Fr.)	Made his debut against Georgia, catching one pass for 16 yards... had 11 carries for 49 yards vs. Wofford.

SMELLEY AT THE HELM

Redshirt sophomore Chris Smelley has earned the starting nod in each of the past six games, throwing for over 200 yards in four of those contests. He had one of his top games as a Gamecock at Ole Miss, completing 22-of-32 passes for a career-high 327 yards and three touchdowns, matching his career high and earning SEC Offensive Player of the Week honors. For the season he is 108-of-180 (60.0 percent) for 1276 yards and 10 touchdowns with nine interceptions. He ranks fifth in the SEC in passing yards per game (182.3), is sixth in passing efficiency (127.9), fifth in total offense (183.4) and, along with Florida's Tim Tebow, leads the league with 10 TD passes. He has made 12 career starts, logging an 8-4 record in those contests. Smelley has completed 58.5 percent of his career passes for 2564 yards and 19 touchdowns with 16 picks. His completion percentage (58.5) ranks fourth behind Blake Mitchell (60.7), Steve Taneyhill (60.5) and Bobby Fuller (58.8) in South Carolina history. He needs just 16 pass completions to tie Ron Bass and Garry Harper for 10th on Carolina's all-time list with 225, and has tied Harper and Gordon Beckham for ninth place on the school's all-time list with 19 touchdown passes.

-Passing-							
Year	GP/GS	Att-Com-Int	Pct.	Yds	TD	Long	
2006	2/0	15-9-0	60.0	112	0	42	
2007	7/6	162-92-7	56.8	1176	9	48	
2008	7/6	180-108-9	60.0	1276	10	63	
Total	16/12	357-209-16	58.5	2564	19	63	
-Rushing-							
Year	GP/GS	Att	Yds	Avg	TD	Long	
2006	2/0	3	-9	-3.0	0	5	
2007	7/6	29	-59	-2.0	0	17	
2008	7/6	28	8	0.3	0	24	
Total	16/12	60	-60	-1.0	0	24	

Category	Avg.	SEC	NCAA
Scoring Offense	23.14	8	79
Rushing Offense	109.00	12	104
Passing Offense	243.14	3	33
Passing Efficiency	123.77	6	60
Total Offense	352.14	7	74

SMELLEY AS A STARTER

Here's a look at Chris Smelley's performances as a starter. He won his first four career starts, dropped his next four, and has now won his last four starts to log an overall mark of 8-4.

DATE	OPPONENT	W/L	COM	ATT	INT	PCT.	YARDS	TD	
09/11/07	vs Louisiana-Lafayette	W	10	14	1	71.4	101	1	
09/29/07	vs Mississippi State	W	19	37	1	51.4	279	2	
10/04/07	vs Kentucky	W	17	30	0	56.7	256	2	
10/13/07	at North Carolina	W	17	26	1	65.4	172	3	
10/20/07	vs Vanderbilt	L	14	24	2	58.3	154	0	
10/27/07	at Tennessee	L	3	5	1	60.0	40	0	
09/04/08	at Vanderbilt	L	23	39	2	59.0	233	2	
09/13/08	vs Georgia	L	23	39	1	59.0	271	1	
09/20/08	vs Wofford	W	23	33	2	69.7	204	1	
09/27/08	vs UAB	W	3	9	1	33.3	44	0	
10/04/08	at Ole Miss	W	22	32	1	68.8	327	3	
10/11/08	at Kentucky	W	9	23	2	39.1	105	1	
Totals			8-4	183	311	15	58.8	2186	16

FINISHING STRONG

Chris Smelley has been very productive during the fourth quarter of the games this season. Here's a game-by-game look at how Smelley's fourth-quarter statistics this season:

DATE	OPPONENT	COM	ATT	INT	PCT.	YARDS	TD
08/28	vs NC State	5	5	0	1.000	92	2
09/04	at Vanderbilt	7	10	0	70.0	63	1
09/13	vs Georgia	10	16	1	62.5	166	0
09/20	vs Wofford	4	5	0	80.0	32	1
09/27	vs UAB	1	3	1	33.3	23	0
10/04	at Ole Miss	6	7	0	85.7	82	1
Totals		33	46	2	71.7	458	5

Carolina Trends

	Under	2008 Spurrier
Overall	5-2	26-18
Home	3-1	15-10
Road	2-1	10-7
Neutral	0-0	1-1
Grass	4-2	24-17
Turf	1-0	2-1
Leading After 1st Quarter	1-1	15-5
Tied After 1st Quarter	3-1	8-3
Trailing After 1st Quarter	1-0	3-10
Leading At Halftime	3-2	18-5
Tied at Halftime	0-0	2-1
Trailing at Halftime	2-0	6-12
Leading After 3rd Quarter	4-0	23-2
Tied After 3rd Quarter	0-0	1-2
Trailing After 3rd Quarter	1-2	2-14
When Scoring First	3-1	19-6
When Opponent Scores First	2-1	7-12
Largest Halftime Lead	14	22
Largest Halftime Deficit	4	31
Score 20 or more Points	5-0	21-7
Score 30 or more Points	2-0	14-3
Opponents Score 20 or less	4-1	19-6
Games Decided by 3 or less	0-0	2-4
Games Decided by 10 or less	3-2	14-11
Rush for 100 Yards or more	3-0	19-7
Rush for 150 Yards or more	3-0	12-3
Pass for 200 Yards or more	3-2	15-15
Pass for 300 Yards or more	1-0	4-3
Total 400 Yards or more	1-0	9-4
Opp. Rush less than 100 yards	3-0	8-1
Opp. Pass less than 200 yards	4-2	17-9
Opp. Total less than 300 yards	4-2	12-3
Commit More Turnovers	2-2	10-12
Commit Fewer Turnovers	1-0	10-2
Commit Equal Turnovers	2-0	6-4
Lead in Time of Possession	5-0	15-6
Trail in Time of Possession	0-2	11-12

MCKINLEY AMONG THE BEST

Despite missing last three games due to a right hamstring injury, senior wide receiver Kenny McKinley could leave the University of South Carolina with just about every receiving record. The 6-0, 187-pounder is an All-America candidate after earning first-team All-SEC honors in 2007. He was on the *Playboy* preseason All-America squad and was named to the Maxwell Award Watch List. He set the school single season receptions record with 77 catches in 2007. McKinley ranks first in career receptions (173), fifth in career receiving yards (2,345) and tied for fourth in receiving touchdowns (17) in Carolina history. The school records are held by Sterling Sharpe (2,497 receiving yards) and Sidney Rice (23 touchdown catches). He has caught a pass in 37 straight games, one of the longest current streaks in the country and surpassing the previous school record of 34 held jointly by Sterling Sharpe and Jermale Kelly. He is the SEC active leader in both career receptions and receiving yards. He has tallied six 100-yard receiving games in his career. Before sitting out the Georgia contest, the Mableton, Ga. native had played in 39 consecutive games, making 33 starts, the most on the squad. He caught a game-high six passes (or one more than the entire NC State team caught) in the season-opener, but was held to just 37 yards. He scored his first touchdown of the season, a 19-yard scoring strike, at Vanderbilt, but left the contest in the first half with an injured right hamstring after catching three passes for 23 yards. He caught seven passes for 88 yards at Kentucky.



McKinley's 37-Game Reception Streak

Date	Opp.	Rec.	Yds.	TD
2005				
10/01	Auburn	3	30	0
10/08	Kentucky	4	42	0
10/22	Vanderbilt	2	17	0
10/29	Tennessee	5	54	0
11/05	Arkansas	3	58	0
11/12	Florida	1	4	0
11/19	Clemson	3	28	0
12/30	Missouri	1	12	0
2006				
08/31	Miss. State	1	42	0
09/09	Georgia	4	60	0
09/16	Wofford	2	26	0
09/23	FAU	2	46	0
09/28	Auburn	8	110	1
10/07	Kentucky	3	63	0
10/21	Vanderbilt	2	41	1
10/28	Tennessee	4	70	0
11/04	Arkansas	7	87	1
11/11	Florida	5	71	0
11/18	MTSU	5	86	0
11/25	Clemson	5	66	0
12/29	Houston	3	112	2
2007				
09/01	UL-Lafayette	6	44	1
09/08	Georgia	7	102	0
09/15	SC State	4	36	1
09/22	LSU	6	25	1
09/29	Miss. State	4	107	2
10/04	Kentucky	5	68	0
10/13	N. Carolina	5	64	1
10/20	Vanderbilt	4	79	0
10/27	Tennessee	14	151	1
11/03	Arkansas	7	72	0
11/10	Florida	7	95	0
11/24	Clemson	8	125	2
2008				
08/28	NC State	6	37	0
09/04	Vanderbilt	3	23	1
09/13	Georgia	-DNP-		
09/20	Wofford	-DNP-		
09/27	UAB	-DNP-		
10/04	Ole Miss	4	58	0
10/11	at Kentucky	7	88	1

South Carolina Career Receiving Records

RECEPTIONS

1. **Kenny McKinley (2005-08) 173**
2. Sterling Sharpe (1983-87) 169
3. Zola Davis (1995-98) 164
4. Robert Brooks (1988-91) 156
5. Jermale Kelly (1997-00) 153
6. Fred Zeigler (1967-69) 146
7. Sidney Rice (2005-06) 142

RECEIVING YARDS

1. Sterling Sharpe (1983-87) 2,497
2. Zola Davis (1995-98) 2,354
3. **Kenny McKinley (2005-08) . 2,345**
4. Sidney Rice (2005-06) 2,233
5. Robert Brooks (1988-91) 2,211
6. Jermale Kelly (1997-00) 2,181
7. Philip Logan (1974-77) 2,063

RECEIVING TOUCHDOWNS

1. Sidney Rice (2005-06) 23
2. Robert Brooks (1988-91) 19
3. Jermale Kelly (1997-00) 19
4. Sterling Sharpe (1983-87) 17
5. Zola Davis (1995-98) 17
6. **Kenny McKinley (2005-08) 17**
7. Philip Logan (1974-77) 15

CONSECUTIVE GAMES WITH A CATCH

1. **Kenny McKinley (2005-08) 37**
2. Sterling Sharpe (1985-87) 34
3. Jermale Kelly (1997-00) 34

McKinley's Statistics

-Receiving-

Year	GP/GS	Rec	Yds	Avg	TD	Long
2005	12/6	25	291	11.6	1	42
2006	13/13	51	880	17.3	5	44
2007	12/12	77	968	12.6	9	48
2008	4/4	20	206	10.3	2	27
Total	41/35	173	2345	13.6	17	48

Here are the longest current consecutive reception streaks in the NCAA:

1. Jarrett Dillard, Rice 42
2. Casey Flair, UNLV 41
3. Juaquin Iglesias, Oklahoma 38
4. Kenny McKinley, South Carolina 37
5. Chase Coffman, Missouri 37
6. Quan Cosby, Texas 37
7. Dante Love, Ball State 37

GARCIA SPARKS WIN AT KENTUCKY

Redshirt freshman quarterback Stephen Garcia is expected to make his first collegiate start this week after coming off the bench to lead Carolina to victory at Kentucky. Playing just one and a half quarters, Garcia completed 10-of-14 passes for 169 yards and a touchdown. He also rushed six times for 22 yards, including a 25-yard burst. His performance earned him SEC Freshman of the Week honors. The Kentucky game marked the third collegiate contest for Garcia. The 6-2, 221-pounder made his debut against Georgia, getting into three plays. After not playing the following week against Wofford, he entered the UAB game on the second series and played through the third quarter. He responded by completing 13-of-20 passes for 131 yards and one touchdown with one interception. His first TD pass was a 13-yarder to Brian Maddox in the first quarter. He carried the ball 18 times for a game-high 86 yards and one touchdown, a five-yard burst. It was the most yards rushing for USC quarterback since Corey Jenkins rushed for 101 yards against Georgia on Sept. 14, 2002. Garcia's total surpassed the highs of other recent QBs known for their running, Dondrial Pinkins (84) and Syvelle Newton (85).

DAVIS DOES MOST OF THE DUTY

Senior Mike Davis has done the bulk of the work in the running game. The 5-9, 214-pounder from Columbia has carried 87 times for 354 yards, an average of 4.1 yards per carry. He is averaging 59.0 yards per game, ranking seventh in the SEC. Davis was the team's top rusher as a freshman in 2005, then was second on the squad in rushing yards behind Cory Boyd in each of the past two seasons. He was hampered some in the preseason by an injured left shoulder, but certainly looked healthy in the season-opener against NC State. Despite not starting the contest, Davis rushed 14 times for 101 yards and a touchdown. It was his fourth career 100-yard rushing game. Included was a 50-yard burst, the longest of his career. The touchdown was the 17th rushing TD of his career, tying Duce Staley for 10th on the Gamecocks' all-time list. He followed that up with an 80-yard effort on 18 carries at Vanderbilt. Davis has appeared in 42 games over the past four seasons, making 19 starts. He has carried the pigskin 447 times for 2,012 yards and 17 touchdowns. He ranks 14th on the all-time Carolina career rushing list after passing Bishop Strickland against Ole Miss. He became the 14th player in school history with 2,000 career rushing yards and needs three yards to move past Kent Hagood (1981-85) into 13th place on the all-time list.

RED ZONE SUCCESS

The Gamecocks have been perfect in the red zone in four of their seven games this season, converting 22-of-26 red zone opportunities overall (84.6 percent) into points, the league's fifth-best mark. They have scored 15 touchdowns while settling for seven field goals in the red zone this season. They have been stopped twice by turnovers (one fumble and one interception), once by downs and once by a missed field goal. Last season, the Gamecocks scored on 86 percent of their red zone opportunities (38-for-44).

EXPERIENCED O-LINE

The Gamecocks feature an experienced offensive line. They lost just one starter (center William Brown) from last year's group and return seven players who have all made at least four career starts. That list includes Jamon Meredith (34 career starts), Justin Sorensen (25), Garrett Anderson (15), Seaver Brown (6), Lemuel Jeanpierre (9), Hutch Eckerson (6) and Heath Batchelor (6). Those seven players have combined for 101 career starts.

SORENSEN A FIRST ROUND PICK, EH?

Fifth-year senior offensive tackle Justin Sorensen had a chance to turn pro after his junior year but elected to return to USC for his final season. The 6-7, 316-pounder from Vancouver Island, British Columbia, was selected in the first round (the fifth player taken overall) in the 2008 Canadian Football Draft by his hometown team, the B.C. Lions. The Lions retain the rights to sign Sorensen, who has made 24 consecutive starts for the Gamecocks. Sorensen graduated last December with a degree in retailing and is working on a second major in psychology.

THIS 'N THAT

- * The Gamecocks have had 11 different players carry the football this season and 14 players catch a pass.
- * The Gamecocks have shuffled their skill positions, starting six different wide receivers – Kenny McKinley, Moe Brown, Freddie Brown, Dion LeCorn, Jason Barnes and Joe Hills; three tight ends – Jared Cook, Weslye Saunders and Larry Freeman; and three tailbacks – Taylor Rank, Mike Davis and Brian Maddox. If Stephen Garcia makes the start as expected this week, that would be three QBs as well - Tommy Beecher, Chris Smelley and Garcia.
- * Tight end **Jared Cook** had a career-game against Vanderbilt, recording highs in both receptions (8) and receiving yards (111). Wide receiver **Moe Brown** had the best game of his Carolina career against Georgia. He caught a career-high seven passes for a career-high 130 yards, including a 34-yard touchdown. His previous single-game highs were four catches and 47 yards. It was his first career score and his first career 100-yard receiving game. Wide receiver **Jason Barnes** has stepped up over the last two games. He caught seven passes for 76 yards at Ole Miss, then caught four passes for 88 yards at Kentucky. He had just five career receptions prior to those two games.
- * The Gamecocks have 12 touchdowns passing this season to nine different receivers (McKinley, Barnes and LeCorn have two each), but have just four rushing touchdowns with no player having more than one.

Career Rush Leaders

No.	PLAYER	YEARS	ATT.	YARDS
1.	George Rogers	1977-80	954	5,204
2.	Brandon Bennett	1991-94	681	3,055
3.	Harold Green	1986-89	702	3,005
4.	Steve Wadiak	1948-51	543	2,878
5.	Thomas Dendey	1982-85	494	2,767
6.	Johnnie Wright	1977-81	552	2,589
7.	Jay Lynn Hodgins	1972-74	515	2,478
8.	Kevin Long	1973-76	447	2,372
9.	Clarence Williams	1974-76	440	2,311
10.	Cory Boyd	2003-07	464	2,267
11.	Warren Muir	1967-69	523	2,234
12.	Derek Watson	1999-01	437	2,078
13.	Kent Hagood	1981-85	365	2,014
14.	Mike Davis	2005-08	447	2,012
15.	Bishop Strickland	1947-50	381	1,965
16.	Duce Staley	1995-96	345	1,852
	Andrew Pinnock	1999-02	422	1,852

M. Davis' Statistics

-Rushing-							
Year	GP/GS	Att	Yds	Avg	TD	Long	
2005	12/9	146	666	4.6	5	37	
2006	12/5	100	474	4.7	6	25	
2007	12/0	114	518	4.5	5	18	
2008	6/5	87	354	4.1	1	50	
Total	42/19	447	2012	4.5	17	50	
-Receiving-							
Year	GP/GS	Rec	Yds	Avg	TD	Long	
2005	12/9	15	136	9.1	0	64	
2006	12/5	11	94	8.5	0	18	
2007	12/0	23	224	9.7	1	57	
2008	6/5	16	137	8.6	0	18	
Total	42/19	65	591	9.1	1	64	

Career Rushing TDs

1.	George Rogers (1977-80)	31
	Harold Green (1986-89)	31
3.	Brandon Bennett (1991-94)	27
	Andrew Pinnock (1999-02)	27
5.	Jeff Grantz (1973-75)	26
6.	Cory Boyd (2003-07)	23
7.	Jay Lynn Hodgins (1972-74)	22
8.	Thomas Dendey (1982-85)	18
	Mike Dingle (1988-90)	18
10.	Duce Staley (1995-96)	17
	Mike Davis (2005-07)	17

J. Cook's Statistics

Year	GP/GS	Rec	Yds	Avg	TD	Long
2006	12/1	6	113	18.8	1	26
2007	12/3	30	421	14.0	3	31
2008	7/5	26	386	14.8	1	63
Total	31/9	62	920	14.8	5	63

M. Brown's Statistics

Year	GP/GS	Rec	Yds	Avg	TD	Long
2006	12/1	9	74	8.2	0	21
2007	12/4	13	168	12.9	0	27
2008	7/3	21	334	15.9	1	34
Total	31/8	43	576	13.4	1	34

LeCorn's Statistics

Year	GP/GS	Rec	Yds	Avg	TD	Long
2007	10/6	27	315	11.7	3	24
2008	7/3	14	106	7.6	2	20
Total	17/9	41	421	10.3	5	24

The Gamecock Defense

DE	41	Jordin Lindsey (6-3, 266, Sr.***)	Had a blocked FG attempt at Kentucky and has received two "game balls" this season.
	96	Clifton Geathers (6-7, 284, So.*)	Brother of Bengals' defensive end Robert Geathers Jr and the nephew of former All-Pro Jumpy Geathers.
DT	95	Nathan Pepper (6-1, 287, Jr.**)	Credited with seven tackles vs. Wofford... has two career interceptions...tied for the team lead with 4.0 TFLs.
	42	Travian Robertson (6-4, 281, So.*)	Sophomore who is listed as a defensive tackle but could also play defensive end... has 8 tackles in seven games.
DT	91	Ladi Ajiboye (6-1, 298, So.*)	Second team Freshman All-America by the Sporting News in 2007... considered the best defensive lineman.
	99	Jonathan Williams (6-2, 296, Sr.*)	Former JC player who was named the Most Improved Defensive Tackle in the spring.
DE	83	Cliff Matthews (6-4, 259, So.*)	Played linebacker most of '07 as a true freshman, starting 9 games... was an All-Freshman SEC performer.
	92	Byron McKnight (6-5, 231, Fr.-RS)	High school teammate of Travian Robertson at Scotland Country in North Carolina... has 3.0 TFLs among 5 stops.
MLB	52	Jasper Brinkley (6-2, 269, Sr.*)	Preseason first-team All-SEC by the media.. had 8 tackles each of the last 2 weeks... led the team in tackles in '06.
	44	Dustin Lindsey (6-4, 251, Sr.**)	Fifth-year senior... twin brother of defensive end Jordin... played just one game from 2006-07.
WLB	40	Eric Norwood (6-1, 253, Jr.**)	Preseason 2nd-team All-SEC pick by the coaches & media... has 2.0 sacks and seven quarterback hurries.
	53	Marvin Sapp (5-11, 229, Sr.***)	Second on the team with 33 tackles despite making just one start... has 25 tackles in the last four games.
SPUR	24	Darian Stewart (5-11, 219, Jr.**)	Tied for third on the team with 32 tackles... has forced two fumbles, recovered one fumble and has 4 PBU's.
	43	Alonzo Winfield (6-0, 215, Fr.-RS)	Redshirt freshman who has played in six games this season, primarily on special teams.
	13	Mark Barnes (6-2, 196, Fr.-RS)	Local product from Columbia's Richland Northeast HS who has seen limited time this season.
CB	36	Stoney Woodson (5-11, 200, Sr.***)	Fifth-year senior... can play both cornerback and safety... has 2 interceptions this season and 6 in career.
	5	Carlos Thomas (5-11, 199, Sr.***)	Veteran cornerback who has made 20 career starts... has five career interceptions including two in 2008.
FS	17	Chris Culliver (6-0, 199, So.*)	Played wide receiver in 2007... moved to safety in the spring... picked off his first two passes at Kentucky.
	3	Akeem Auguste (5-9, 180, Fr.)	True freshman who earned the Big Play Award for the defense during the spring drills.
SS	21	Emanuel Cook (5-10, 203, Jr.**)	Leading tackler in 2007 with 92 stops... leads the team with 56 tackles, including a career-high 14 at Ole Miss.
	26	Antonio Allen (6-2, 190, Fr.)	True freshman who saw his first action against UAB... enrolled at Carolina in the spring.
CB	1	Captain Munnerlyn (5-9, 185, Jr.**)	Preseason first-team All-SEC pick by the coaches and media... returned a blocked field goal for a TD at Kentucky.
	7	Addison Williams (5-8, 178, So.*)	Earned the Most Improved Cornerback Award in the spring... made the start at Ole Miss.
	12	C.C. Whitlock (5-10, 169, Fr.)	Freshman who was converted to cornerback prior to the UAB game after playing receiver through the first 4 weeks.

NEW COORDINATOR IN TOWN

Ellis Johnson took over as defensive coordinator this season. Johnson has brought a 4-2-5 package to help the Gamecocks defend against teams that spread their offense. Johnson returns to his home state, as he is a Winnsboro, S.C. native and a graduate of The Citadel. Johnson most recently served as the defensive coordinator at Mississippi State under Sylvester Croom. In his last game at Mississippi State, Johnson's Bulldogs held Central Florida to just 231 yards in a Liberty Bowl win, and held Kevin Smith, the nation's top rusher, to nearly 70 yards below his average.

2008 Carolina Rankings

Category	Avg.	SEC	NCAA
Scoring Defense	15.00	5	16
Rushing Defense	108.86	8	30
Passing Defense	132.00	1	2
Pass Efficiency Defense	96.12	2	10
Total Defense	240.86	1	3

STELLAR DEFENSE

After spending one week as the nation's top-ranked defense two weeks ago, the Gamecocks rank third in the country this week in total defense, allowing just 240.86 yards per game. In 411 plays they have allowed 1686 yards, an average of 4.1 yards per play, and 11 touchdowns (although one of those was on an interception return). Ellis Johnson's troops have turned in four of the top six defensive performances in the Steve Spurrier Era, allowing just 138 total yards to NC State, 207 yards to Vanderbilt, 218 yards at Kentucky and 225 total yards to Vanderbilt. Last season, the Gamecocks surrendered 378.0 yards per game, ranking 56th in the nation. The Gamecocks have shown the most improvement in the rush defense, allowing 108.9 per game this season compared to 209.2 a year ago.

2008 Total Defense

1. TCU.....	207.43
2. Florida State.....	230.00
3. South Carolina	240.86
4. Southern California.....	241.00
5. Boston College.....	253.40
6. Georgia Tech	255.50
7. Utah	259.14
8. Penn State.....	259.29
9. Arizona.....	261.50
10. Alabama.....	262.17

TOUGH TO SCORE ON

After seven games, the Gamecocks are allowing just 15.0 points per game, the fifth-best mark in the SEC and the 16th-best mark in the nation. In the last two weeks, they have held Ole Miss and Kentucky to a combined three second-half points after trailing both games at the intermission, giving the offense a chance to rally for the victory on both occasions. A year ago, the Gamecocks surrendered 23.5 points per game.

NO PASSING FANCY

The Gamecocks featured one of the top pass defenses in the country last season and have virtually everyone back. They are experienced with Captain Munnerlyn (21 starts), Emanuel Cook (21), Stoney Woodson (20), Carlos Thomas (20) and Darian Stewart (17) combining for 99 starts. The Gamecocks ranked first in the SEC and fourth in the country in passing defense in 2007, allowing 168.75 yards per game through the air. They were also 12th in the nation in pass efficiency defense. They have picked up right where they left off, allowing 132.00 yards through the air, second in the nation, while posting a 96.12 pass efficiency mark, the 10th-best in the country, this season. They held NC State to 49 yards through the air on 5-of-20 passing with two interceptions and limited Vanderbilt to 8-of-13 for 90 yards. They have allowed just two touchdowns through the air this season.

2008 Pass Defense

1. Arizona.....	124.33
2. South Carolina	132.00
3. Mississippi State.....	138.17
4. Eastern Michigan	143.86
5. Georgia Tech	145.83
6. Wake Forest	151.00
7. Boston College.....	153.60
8. New Mexico State.....	155.00
9. Miami (Ohio).....	157.83
10. Southern California.....	158.20

Southeastern Conference Weekly Honors:

Date	Opponent	Award	Player
September 27	UAB	Special Teams	Ryan Succop
October 4	Ole Miss	Offense	Chris Smelley
October 11	Kentucky	Special Teams	Captain Munnerlyn
October 11	Kentucky	Freshman	Stephen Garcia

NORWOOD IN A RUSH

Junior Eric Norwood, a 6-1, 253-pounder, has found a new home this season at "Will" linebacker after playing defensive end in each of his first two campaigns. After being held without a tackle in the win over NC State (he did have a fumble recovery), he logged a team-high 10 tackles including a sack against Vanderbilt and had six tackles, forced a fumble and had two quarterback hurries against Georgia. He is fifth on the team with 31 stops. He set a school single-season record with 19.5 tackles for loss in 2007. Norwood is the SEC's active leader and ranks second on the school's all-time list in career tackles for loss with 32.5, just 2.5 off the record total of 35 set by Andrew Provence. His 15.0 sacks ranks in a tie for fourth on the all-time list. He was on the preseason Butkus, Hendricks, Lombardi, Lott and Nagurski watch lists.

Career Sacks

1. Andrew Provence (1980-82).....	26.0
2. John Abraham (1996-99).....	23.5
3. Cecil Caldwell (1997-00).....	15.5
4. Stacy Evans (1993-94).....	15.0
Kalimba Edwards (1998-01).....	15.0
George Gause (2001-04).....	15.0
Eric Norwood (2006-08)	15.0
8. Phil Ellis (1979-82).....	14.0

Career Tackles for Loss

1. Andrew Provence (1980-82).....	35.0
2. Eric Norwood (2006-08)	32.5
3. Frank Wright (1981-84).....	32.0
4. Cecil Caldwell (1997-00).....	31.0
5. Ricky Hagood (1980-82).....	30.0

COOKIN' WITH EMANUEL

Junior safety Emanuel Cook is an all-conference performer in the Gamecock secondary. The 5-10, 203-pounder from Riviera Beach, Fla. had a career-high 14 tackles in the win at Ole Miss, the most tackles for a Gamecock since Ricardo Hurley logged 14 against Clemson on November 20, 2004. Cook leads the team and is fifth in the SEC in tackles with 56 tackles this season (8.0 per game), pacing the squad with eight stops against NC State, 10 tackles at Vanderbilt, seven solo stops against Georgia, 10 versus Wofford and 14 at Ole Miss. He is on the preseason Thorpe and Nagurski Watch Lists after leading the team with 92 tackles a season ago. He was named to the 2007 All-MayDay team, as selected by ESPN's Mark May, was a second-team All-SEC selection by both the coaches and the media in 2007.

GENERALLY CAPTAIN IS A MAJOR PART OF THE DEFENSE

Junior Captain Munnerlyn is one of the SEC's top cornerbacks. The 5-9, 185-pounder from Mobile, Ala. has made 21 starts over the past three seasons, recording five interceptions. In 2007, he was a first-team All-SEC selection by the league's coaches and was a second team selection by the AP. He was a preseason first team pick by both the coaches and the media and is on the Thorpe and Nagurski watch lists. He was credited with four solo tackles, recorded a fumble recovery and broke up two passes in the season-opening win over NC State. He logged six tackles, including a pair of sacks and forced a fumble against Georgia. He leads the team with five pass breakups.

Career Interceptions (current players only)

1. Stoney Woodson.....	6
2. Captain Munnerlyn.....	5
Carlos Thomas.....	5
4. Emanuel Cook.....	3
5. Jasper Brinkley.....	2
Chris Culliver.....	2
Jordin Lindsey.....	2
Nathan Pepper.....	2
Darian Stewart.....	2
10. Shaq Wilson.....	1

UNDERRATED STANDOUTS

The Gamecocks have two players, defensive end Cliff Matthews and Spur Darian Stewart, who usually don't receive the acclaim of some of their teammates but are playing outstanding football on the defensive side of the ball. Matthews, a 6-4, 259-pound sophomore, has logged 19 tackles, has 2.0 tackles for loss, 1.0 sack, two quarterback hurries and a fumble recovery. Stewart, a 5-11, 219-pound junior, has 32 stops including 4.0 TFLs, with four pass breakups, two forced fumbles and one fumble recovery.

BRINKLEY'S BACK

"Mike" linebacker Jasper Brinkley, a 6-2, 269-pounder, returns for his final season at Carolina. A former junior college transfer, Brinkley started each of the first 17 games in a Gamecock uniform before being sidelined with a knee injury during the LSU game in 2007. He led the Gamecocks in tackles in nine of those 17 contests and led South Carolina in tackles during the 2006 season with 107, over twice as many as any other player on the squad. An amazing 79 percent of those tackles were solo stops. After being held in check with just three tackles in his first two games, he responded with seven tackles, including 2.0 tackles for loss and 1.0 sack, against Georgia and a season-high eight stops at Ole Miss and again at Kentucky. He has 32 tackles on the season, including 3.0 tackles for loss.

ADDING PEPPER TO THE MIX

Another key loss early in the 2007 campaign was that of defensive tackle Nathan Pepper. Pepper, a 6-1, 292-pound junior from Greenville, S.C. made 15 starts from 2005-07 before suffering a season-ending knee injury while scoring a touchdown after intercepting a pass against South Carolina State in Game 3 last September. Despite playing defensive tackle, Pepper owns a pair of interceptions, also collecting one against Clemson in the 2006 USC win. Pepper was credited with a sack in the season-opening win over NC State. He may have had his best game against Wofford, logging seven tackles including one for loss and a quarterback hurry. He scored his second career TD on a 29-yard fumble return at Ole Miss. He has 17 tackles this season, including a team-high 4.0 tackles for loss.

South Carolina-LSU By the Numbers

	USC	LSU
Record	5-2	4-1
Points Scored	162	163
Points/Game	23.1	32.6
Opp. Points Scored	105	112
Opp. Points/Game	15.0	22.4
First Downs	148	105
Opp. First Downs	102	73
3rd Down Conversions	47%	41%
Opp. 3rd Down Conversions	32%	33%
4th Down Conversions	6-9	2-5
Opp. 4th Down Conversions	2-5	1-5
Rushing Attempts	243	169
Yards Rushing	763	906
Yards Rushing/Game	109.0	181.2
Opp. Rushing Attempts	236	154
Opp. Yards Rushing	762	541
Opp. Yards Rush/Game	108.9	108.2
Passes Attempted	242	157
Passes Completed	145	90
Yards Passing	1702	1124
Yards Pass/Game	243.1	224.8
Opp. Passes Attempted	175	155
Opp. Passes Completed	98	85
Opp. Yards Passing	924	977
Opp. Yards Pass/Game	132.0	195.4
Total Plays	485	326
Total Yards	2465	2030
Avg. Yards/Game	352.1	406.0
Avg. Yards/Play	5.1	6.2
Opp. Total Plays	411	309
Opp. Total Yards	1686	1518
Opp. Total Yards/Game	240.9	303.6
Opp. Total Yards/Play	4.1	4.9
Avg. Poss. Time/Game	31:07	29:53
Opp. Avg. Poss. Time/Game	28:53	30:07

The Gamecock Special Teams

PK	14	Ryan Succop (6-3, 221, Sr.***)	Preseason second team All-SEC placekicker... is 22-of-25 from inside 40 yards... longest kick is 55 yards.
	34	Spencer Lanning (5-11, 182, So.)	Walk-on who scored his first collegiate point last season in the win over South Carolina State.
P	34	Spencer Lanning (5-11, 182, So.)	Sophomore walk-on who has handled the punting chores all season... averaging 41.6 yards on 17 punts.
	14	Ryan Succop (6-3, 221, Sr.***)	Preseason second team All-SEC punter... has averaged 42.3 yards per punt during his career.
KR	17	Chris Culliver (6-0, 199, So.*)	Had a career-high 50 yard return against Vandy... his 809 kick return yards in '07 was the 2nd most in SC history.
	1	Captain Munnerlyn (5-9, 185, Jr.**)	Returned his only kickoff this season 84 yards at Kentucky, the longest return by a Gamecock since 2002.
PR	1	Captain Munnerlyn (5-9, 185, Jr.**)	Averaging 6.2 yards per return this season... had a season-high 35-yard return versus UAB.
	3	Akeem Auguste (5-9, 180, Fr.)	True freshman who could get a look at punt returns this season.
DS	59	Charles Turner (6-4, 225, So.*)	Handles both the punting and placement snaps... started at the deep snapper as a redshirt freshman in 2007.
	51	Walker Inabinet (5-9, 180, Fr.)	Walk-on who joined the squad in the fall... local product from Columbia's Hammond School.
H	86	Stephen Flint (6-2, 197, Fr.-RS)	Walk-on who has taken over the holding duties... brother, Michael, also was a USC walk-on.
	6	Tommy Beecher (6-2, 220, Jr.*)	Quarterback who handled all the holding duties in 2007 and did so in the season opener against NC State.

Media Services

Head Coach Steve Spurrier conducts his weekly press conference Tuesdays in the team meeting room in the Crews Building (second floor, south end zone) at Williams-Brice Stadium. Coach Spurrier begins the press conference at noon and a box lunch is served. Selected players are also available for interviews either before or following Coach Spurrier.

SEC Teleconference:

The Southeastern Conference will again host a weekly press teleconference each Wednesday from Aug. 27 through Nov. 26. The teleconference, open to the media, will feature the head coach from each team every week. Coach Spurrier's schedule time is 11:07 a.m. ET. Please contact either the SEC Media Relations office at (205) 458-3010 or the school's Media Relations Department for the telephone number.

Weekly Interview Opportunities:

Selected South Carolina players are available for interviews after practice on Monday evening, Tuesday before and/or after Coach Spurrier's press conference and Wednesday following practice. All interview requests should be made 24 hours in advance. Coach Spurrier is available to the media via teleconference on Sunday, following practice on Monday evening, at the noon press conference on Tuesday, via the SEC teleconference on Wednesday and following practice on both Wednesday and Thursday. He also does his weekly radio show from Wild Wing Cafe in the Vista on Thursday nights from 7-8 p.m. Players are not available for interviews on Thursdays, Fridays or Sundays. Gamecock practices are closed to both the public and media unless otherwise notified.

Satellite Feeds:

The Steve Spurrier press conference is available live via satellite each week. It runs each Tuesday from 3-3:30 pm ET. It can be found on C-Band Analog, Galaxy 28, Transponder 15, with a downlink frequency of 4000 MHz Vertical.

NEW COORDINATOR

Ray Rychleski took over the duties as special teams coordinator in 2008. Rychleski spent the past seven years at Maryland. Over the seven-year period Maryland had zero punts blocked, the longest streak in Division I-A football. His special teams units blocked 22 kicks and had eight returns for touchdowns in that seven-year stretch. In addition, Maryland led the country in kickoff return yardage defense in 2007, allowing just 16.56 yards per kickoff return. The Gamecocks lead the SEC in kickoff coverage this season with a net of 48.7 yards per kickoff.

SPECIAL SPECIALIST

Senior placekicker Ryan Succop is 12-for-19 in field goal attempts this season (both marks lead the SEC) and is 41-for-58 in field goal attempts in his career (70.7 percent) and is 22-for-25 (88.0 percent) inside 40 yards. He has converted 32 of his last 40 attempts (80.0 percent) from inside 47. He is seventh in the league (fifth among the kickers) in scoring at 7.7 points per game. The 6-3, 221-pounder was an Associated Press honorable mention All-SEC selection and has earned SEC first-team preseason honors as a placekicker by the media and was a second-team selection by the coaches. His longest career field goal is a 55-yarder against Vanderbilt in 2006.

Career Points Scored

1.	Collin Mackie (1987-90)	330
2.	Ryan Succop (2005-08)	215
3.	George Rogers (1977-80)	202
4.	Reed Morton (1993-96)	201

PASSING ON THE CHORES

After handling the punting chores for the last two seasons and earning second team preseason honors in 2008, Ryan Succop gave up those duties to focus on placements and kickoffs. Sophomore walk-on Spencer Lanning has averaged 41.6 yards (seventh in the SEC) on 17 punts with a long of 52.

GOOD RETURNS

Sophomore Chris Culliver is averaging 23.2 yards per kickoff return, sixth in the SEC, including a long of 50 yards against Vanderbilt. Captain Munnerlyn had an 84-yard kick return at Kentucky and a 35-yard punt return against UAB.

2008 Carolina Rankings

Category	Avg.	SEC	NCAA
Kickoff Returns	25.14	3	14
Punt Returns	6.00	10	89
Net Punting	31.82	11	104
Turnover Margin	-1.00	10	107

Succop's Statistics

-Placekicking-							
Year	GP	FG-A	Pct	Long	PAT-A	Pts.	
2005	12	0-2	.000	-	0-0	0	
2006	13	16-20	.800	55	37-39	85	
2007	12	13-17	.765	49	37-37	76	
2008	7	12-19	.632	48	18-18	54	
Totals	44	41-58	.707	55	92-94	215	
-Field Goals-							
Distance	1-19	20-29	30-39	40-49	50+		
2005	0-0	0-0	0-0	0-1	0-1		
2006	0-0	2-2	6-7	6-8	2-3		
2007	0-0	2-2	6-6	5-8	0-1		
2008	1-1	4-4	1-3	6-9	0-2		
Totals	1-1	8-8	13-16	17-26	2-7		
-Kickoffs-							
Year	GP	No.	Yards	Avg.	TB	OB	
2005	12	59	3675	62.3	29	1	
2006	13	73	4640	63.6	29	2	
2007	12	60	3841	64.0	11	1	
2008	7	36	2475	68.8	14	0	
Totals	44	228	14631	64.2	83	4	
-Scoring-							
Year	GP	FG-ATT	PAT-A	Tot. Pts.	Avg/Gm.		
2005	12	0-2	0-0	0	0.0		
2006	13	16-20	37-39	85	6.5		
2007	12	13-17	37-37	76	6.3		
2008	7	12-19	18-18	54	7.7		
Totals	44	41-58	92-94	215	4.9		

Career Field Goal Leaders

FIELD GOALS MADE

1.	Collin Mackie (1987-90)	72
2.	Ryan Succop (2005-08)	41
3.	Mark Fleetwood (1981-83)	39
	Reed Morton (1993-96)	39
5.	Daniel Weaver (2000-03)	32

FIELD GOAL PERCENTAGE

1.	Josh Brown (2003-05)	.741 (20 of 27)
2.	Mark Fleetwood (1981-83)	.736 (39 of 53)
3.	Collin Mackie (1987-90)	.735 (72 of 98)
4.	Reed Morton (1993-96)	.722 (39 of 54)
5.	Ryan Succop (2005-08)	.707 (41 of 58)



Steve Spurrier

Born: April 20, 1945 in Miami Beach, Fla.
Hometown: Johnson City, Tenn.
Wife: Jerri
Children: Lisa, Amy, Steve, Jr., Scott

College Education

Florida

College Playing Experience

Florida (1964-66)

Coaching Experience

South Carolina Head Coach
2005-2008

Washington Head Coach (NFL)
2002-2003

Florida Head Coach
1990-2001

Duke Head Coach
1987-1989

Tampa Bay Head Coach (USFL)
1983-1985

Duke Assistant Coach
1980-1982

Georgia Tech Assistant Coach
1979

Florida Assistant Coach
1978

College Bowl Games

- 2006 Liberty Bowl
- 2005 Independence Bowl
- 2002 Orange Bowl
- 2001 Sugar Bowl
- 2000 Citrus Bowl
- 1999 Orange Bowl
- 1998 Citrus Bowl
- 1997 Sugar Bowl
- 1996 Fiesta Bowl
- 1995 Sugar Bowl
- 1994 Sugar Bowl
- 1992 Gator Bowl
- 1992 Sugar Bowl
- 1989 All-American Bowl

Head Coach Steve Spurrier

Steve Spurrier, who has coached a national championship team, won seven Southeastern Conference titles, and won nearly three-fourths of the college games in which he has coached, is in his fourth season as head coach at the University of South Carolina. Spurrier was introduced as USC's 32nd head coach on Nov. 23, 2004, before an overflow news conference crowd in the south end zone of Williams-Brice Stadium.

Now in his 19th collegiate season, Coach Spurrier has compiled a 168-58-2 (.741) won-loss record as a major college head coach, including a 26-18 mark at Carolina. He led the Duke Blue Devils to the 1989 Atlantic Coast Conference championship before returning to his alma mater, the University of Florida, as head coach in 1990. During his 12 seasons with the Gators, Spurrier's teams won seven Southeastern Conference championships, one national title and finished ranked in the nation's top 10 nine times. His record at Florida was an amazing 122-27-1 (.817). Spurrier, who won the 1966 Heisman Trophy as a quarterback for the Gators, most recently was head coach of the NFL's Washington Redskins (2002-03). He returned to the college ranks in 2005 after a one-year absence from the sidelines.

In his first season at South Carolina, Coach Spurrier led the Gamecocks to a 7-5 record and a second-place finish in the SEC Eastern Division. In doing so, he posted a five-game winning streak, the 15th consecutive year in which he has had a five-game winning streak, something no other coach in college history has accomplished. He was honored as the SEC Coach of the Year by the Associated Press after leading the Gamecocks to a school-record five straight SEC wins, their first win ever at Tennessee and their first win over Florida since the 1930s. It was the eighth time he has been honored as his league's Coach of the Year.

He came back with an 8-5 record in 2006, just the ninth time in school history that the Gamecocks posted eight or more wins in a season. The season was capped with a victory in the Liberty Bowl over Conference USA champion Houston. With that win, Coach Spurrier matched Joe Morrison for the most wins by a Carolina head coach in his first two seasons in Columbia.

In his third season with the Garnet & Black, Coach Spurrier's squad raced out to a 6-1 record and moved as high as No. 6 in the BCS rankings, before finishing the campaign with a 6-6 record. With 21 wins, he holds the Carolina record for coaching victories after three seasons at the helm. Carolina has finished with a .500 or better overall record in each of Coach Spurrier's three seasons, the first time it has accomplished that feat since 1988-90.

CAREER HIGHLIGHTS

- ◆ Recipient of the 1966 Heisman Trophy.
- ◆ Two-time All-American at the University of Florida.
- ◆ Inducted into the National Football Foundation and College Football Hall of Fame as a player in 1986.
- ◆ Became the first person to have both won a Heisman Trophy and to have coached a Heisman Trophy winner (Danny Wuerffel).
- ◆ In 2006, he was one of the first four inductees into the Gator Ring of Honor alongside Danny Wuerffel, Emmitt Smith and Jack Youngblood.
- ◆ Compiled a 122-27-1 record at Florida from 1990-2001, the most wins for a Gator coach in school history and a winning percentage (.817) that ranked among the top three in SEC history.
- ◆ His 122 victories at Florida from 1990-2001 rank as the best win total for a coach in his first 12 years at a school in major college history.
- ◆ Coached Florida to two National Championship Game appearances (1995 and 1996), claiming the 1996 national title.
- ◆ The only coach in SEC history and one of only two coaches in major college history to lead a squad to six straight seasons of 10 or more wins (1993-1998).
- ◆ His Gator teams appeared in the weekly polls 202 of a possible 203 weeks, including each of his last 202 consecutive weeks. From 1990-2001, the Gators were ranked number one in the polls 29 times.
- ◆ His six outright SEC titles ('91, '93, '94, '95, '96, 2000) ranked as the second-best total in SEC history, trailing only "Bear" Bryant's 11.
- ◆ Has been named his conference's Coach of the Year eight times (1988 and 1989 in the ACC with Duke, in 1990, 1991, 1994, 1995 and 1996 in the SEC with Florida and in 2005 in his first year at South Carolina).
- ◆ Named the 2007 Davey O'Brien Legends Award winner.

Steve Spurrier

Versus the SEC

Opponent	Record
Alabama	6-4
Arkansas	4-2
Auburn	10-5
Florida	1-2
Georgia	12-4
Kentucky	16-0
LSU	11-2
Mississippi State	6-2
Ole Miss	3-0
South Carolina	10-1
Tennessee	10-7
Vanderbilt	14-2
TOTAL	103-31

Bowl Games

Bowl	Opponent	Result
1989 All-American	Texas Tech	L 21-49
1992 Sugar	Notre Dame	L 28-39
1992 Gator	NC State	W 27-10
1994 Sugar	West Virginia	W 41-7
1995 Sugar	Florida State	L 17-23
1996 Fiesta	Nebraska	L 24-62
1997 Sugar	Florida State	W 52-20
1998 Citrus	Penn State	W 21-6
1999 Orange	Syracuse	W 31-10
2000 Citrus	Michigan St.	L 34-37
2001 Sugar	Miami	L 27-37
2002 Orange	Maryland	W 56-23
2005 Independence	Missouri	L 31-38
2006 Liberty	Houston	W 44-36
Record in Bowl Games		7-7

Versus LSU (11-2)

Date	Site	Score
10/06/90	Gainesville	W, 34-8
10/05/91	Baton Rouge	W, 16-0
10/10/92	Gainesville	W, 28-21
10/09/93	Baton Rouge	W, 58-3
10/08/94	Gainesville	W, 42-18
10/07/95	Baton Rouge	W, 28-10
10/12/96	Gainesville	W, 56-13
10/11/97	Baton Rouge	L, 21-28
10/10/98	Gainesville	W, 22-10
10/09/99	Baton Rouge	W, 31-10
10/07/00	Gainesville	W, 41-9
10/06/01	Baton Rouge	W, 44-15
09/22/07	Baton Rouge	L, 16-28

Coach Spurrier by the Numbers

Year	School/ Organization	Overall Record	League/ Conference	Conference Record/Finish	Postseason/ Bowl	Final AP Poll	Final Coaches' Poll
1983	Tampa Bay	11-7	USFL	Playoffs	n/a	n/a	
1984	Tampa Bay	14-4	USFL	Playoffs	n/a	n/a	
1985	Tampa Bay	10-8	USFL	---	n/a	n/a	
1987	Duke	5-6	ACC	2-5/7th	---	---	---
1988	Duke	7-3-1	ACC	3-3-1/6th	---	---	---
1989	Duke	8-4	ACC	6-1/1st	All-American	---	---
1990	Florida	9-2	SEC	6-1/1st	None	13th	13th
1991	Florida	10-2	SEC	7-0/1st	Sugar	7th	8th
1992	Florida	9-4	SEC	6-3/1st in East*	Gator	10th	11th
1993	Florida	11-2	SEC	8-1/1st*	Sugar	5th	4th
1994	Florida	10-2-1	SEC	8-1/1st*	Sugar	7th	7th
1995	Florida	12-1	SEC	9-0/1st*	Fiesta	2nd	3rd
1996	Florida	12-1	SEC	9-0/1st*	Sugar	1st	1st
1997	Florida	10-2	SEC	6-2/tied 2nd in East	Citrus	4th	6th
1998	Florida	10-2	SEC	7-1/2nd in East	Orange	5th	6th
1999	Florida	9-4	SEC	7-2/1st in East*	Citrus	12th	14th
2000	Florida	10-3	SEC	8-1/1st *	Sugar	10th	11th
2001	Florida	10-2	SEC	6-2/2nd in East	Orange	3rd	3rd
2002	Washington	7-9	NFL	---	n/a	n/a	
2003	Washington	5-11	NFL	---	n/a	n/a	
2005	South Carolina	7-5	SEC	5-3/tied 2nd in East	Independence	---	---
2006	South Carolina	8-5	SEC	3-5/5th in East	Liberty	---	---
2007	South Carolina	6-6	SEC	3-5/tied 4th in East	---	---	---
2008	South Carolina	5-2	SEC	2-2			

*Appeared in SEC Championship Game

COACHING RECORDS	Overall Record (Pct.)	Conference Record (Pct.)	Years
Overall Record (Pro and College)	215-99-2 (.684)	---	24 years
College Record	168-58-2 (.741)	111-38-1 (.743)	19 years
Pro Record	47-41-0 (.534)	---	5 years
Florida Record	122-27-1 (.817)	87-14-0 (.861)	12 years
Duke Record	20-13-1 (.603)	11-9-1 (.548)	3 years
Carolina Record	26-18-0 (.591)	13-15-0 (.464)	4 years
USFL Record#	35-21-0 (.625)	---	3 years
NFL Record	12-20-0 (.375)	---	2 years

#includes 2 playoff losses

Steve Spurrier vs. All Opponents

Opponent	Record
Akron	1-0
Alabama	6-4
Arkansas	4-2
Arkansas State	1-0
Army	1-0
Auburn	10-5
Ball State	1-0
Central Florida	2-0
Central Michigan	1-0
Citadel	2-0
Clemson	2-4
Colgate	1-0
Florida	1-2
Florida Atlantic	1-0
Florida State	5-8-1
Furman	1-0
Georgia	12-4
Georgia Southern	1-0
Georgia Tech	3-0
Houston	2-0
Kentucky	16-0
Louisiana-Monroe	2-0
Louisville	1-0
Louisiana-Lafayette	3-0
LSU	11-2
Marshall	1-0
Maryland	2-2
Miami (Fla.)	0-1
Michigan State	0-1
Middle Tennessee	2-0
Mississippi State	6-2
Missouri	0-1
Nebraska	0-1
New Mexico State	1-0
North Carolina	4-0
North Carolina State	3-1-1
Northern Illinois	2-0
Northwestern	3-0
Notre Dame	0-1
Oklahoma State	1-0
Ole Miss	3-0
Penn State	1-0
Rutgers	0-1
San Jose State	1-0
South Carolina	10-1
South Carolina State	1-0
Southern Miss	3-0
Syracuse	1-1
Tennessee	10-7
Texas Tech	0-1
Troy	1-0
UAB	1-0
Vanderbilt	14-2
Virginia	1-2
Wake Forest	1-2
West Virginia	1-0
Western Michigan	1-0
Wofford	2-0
TOTALS	168-58-2

Carolina Coaching Highs

NCAA Coaching Leaders

Most Games at Carolina

No.	Coach	Games
1.	Rex Enright	140
2.	Paul Dietzel	96
3.	Jim Carlen	82
4.	Billy Laval	71
5.	Lou Holtz	70
6.	Joe Morrison	69
7.	Brad Scott	56
8.	Sparky Woods	55
9.	Warren Giese	50
	Marvin Bass	50

	Steve Spurrier	44

Most Wins at Carolina

No.	Coach	Wins
1.	Rex Enright	64
2.	Jim Carlen	45
3.	Paul Dietzel	42
4.	Billy Laval	39
	Joe Morrison	39
6.	Lou Holtz	33
7.	Warren Giese	28
8.	Sol Metzger	26
	Steve Spurrier	26
10.	Sparky Woods	24

Active Leaders By Wins

No.	Coach	Games
1.	Joe Paterno	379
2.	Bobby Bowden	377
3.	Jim Tressel	214
4.	Frank Beamer	213
5.	Mack Brown	195
6.	Chris Ault	193
7.	Joe Glenn	185
8.	Dick Tomey	179
9.	Steve Spurrier	168
10.	Dennis Erickson	160

Active Leaders by Percentage

No.	Coach	Rec.	Pct.
1.	Pete Carroll	80-15	.842
2.	Bob Stoops	102-23	.816
3.	Urban Meyer	75-17	.815
4.	Mark Richt	77-20	.794
5.	B. Bowden	377-120-4	.756
6.	Phillip Fulmer	149-49	.753
7.	Joe Paterno	379-125-3	.750
8.	Jim Tressel	214-74-2	.741
	S. Spurrier	168-58-2	.741
10.	Paul Johnson	113-41	.734

Carolina's Superlatives Under Spurrier

MOST POINTS

- 1. 52 vs Middle Tennessee..... 11-18-06
- 2. 45 vs Troy 09-24-06
- 45 vs Florida Atlantic 09-23-06
- 4. 44 vs Kentucky..... 10-08-05
- 44 vs Houston..... 12-29-06

FEWEST POINTS ALLOWED

- 1. 0 at Mississippi State..... 08-31-06
- 0 vs NC State 08-28-08
- 3. 3 South Carolina State 09-15-07
- 4. 6 vs Florida Atlantic 09-23-06
- 5. 7 vs Middle Tennessee..... 11-18-06

MOST FIRST DOWNS

- 1. 31 at Tennessee..... 10-27-07
- 2. 30 vs Wofford..... 09-20-08
- 3. 29 at Arkansas..... 11-03-07
- 4. 28 at Clemson..... 11-25-06
- 5. 27 vs Louisiana-Lafayette..... 09-01-07

FEWEST FIRST DOWNS ALLOWED

- 1. 10 vs NC State 08-28-08
- 2. 11 at Mississippi State..... 08-31-06
- 3. 12 vs Middle Tennessee..... 11-18-06
- 12 vs South Carolina State..... 09-15-07
- 12 vs Vanderbilt 10-20-07
- 12 vs UAB..... 09-27-08

MOST RUSHING ATTEMPTS

- 1. 45 vs UAB 09-27-08
- 2. 42 vs NC State 08-28-08
- 42 vs Wofford..... 09-20-08
- 4. 41 vs Troy 09-24-06
- 41 vs Houston..... 12-29-06
- 41 vs Louisiana-Lafayette..... 09-01-07

FEWEST RUSHING ATTEMPTS, OPPONENTS

- 1. 22 at Kentucky..... 10-11-08
- 2. 23 vs Tennessee..... 10-28-06
- 3. 25 vs UAB..... 09-27-08
- 4. 27 at Kentucky..... 10-07-06
- 5. 28 at Tennessee..... 10-27-07

MOST RUSHING YARDS

- 1. 223 vs South Carolina State..... 09-15-07
- 2. 208 at Clemson..... 11-25-06
- 3. 200 vs Florida Atlantic 09-23-06
- 4. 195 vs Louisiana-Lafayette..... 09-01-07
- 5. 194 at Vanderbilt..... 10-21-06

FEWEST RUSHING YARDS ALLOWED

- 1. 41 vs Vanderbilt 10-22-05
- 2. 62 at Kentucky..... 10-07-06
- 62 at Kentucky..... 10-11-08
- 4. 67 vs UAB..... 09-27-08
- 5. 71 vs Tennessee..... 10-28-06

MOST PASSES ATTEMPTED

- 1. 51 at Arkansas..... 11-03-07
- 2. 50 at Tennessee..... 10-27-07
- 3. 44 vs Florida 11-10-07
- 4. 43 vs Vanderbilt 10-20-07
- 5. 42 at LSU 09-22-07

MOST PASSES COMPLETED

- 1. 34 at Tennessee..... 10-27-07
- 2. 27 at Arkansas..... 11-03-07
- 3. 26 vs Florida 11-10-07
- 4. 24 vs Kentucky..... 10-08-05
- 24 at Florida..... 11-11-06
- 24 at Clemson..... 11-25-06

FEWEST PASSES ATTEMPTED, OPPONENTS

- 1. 11 vs Wofford..... 09-16-06
- 11 at Arkansas..... 11-03-07
- 3. 13 at Vanderbilt..... 09-04-08
- 13 vs Wofford..... 09-20-08
- 5. 16 vs Vanderbilt..... 10-20-07

FEWEST PASSES COMPLETED, OPPONENTS

- 1. 5 vs Wofford..... 09-16-06
- 5 vs NC State 08-28-08
- 3. 6 vs Middle Tennessee..... 11-18-06
- 4. 8 Several times, last:
vs Wofford..... 09-20-08

MOST PASSING YARDS

- 1. 391 vs Middle Tennessee..... 11-18-06
- 2. 364 at Arkansas..... 11-03-07
- 3. 330 vs Central Florida..... 09-01-05
- 330 at Tennessee..... 10-27-07
- 5. 327 at Ole Miss..... 10-04-08

FEWEST PASSING YARDS ALLOWED

- 1. 49 vs NC State 08-28-08
- 2. 63 vs Louisiana-Lafayette..... 09-01-07
- 3. 67 vs Wofford..... 09-16-06
- 4. 68 vs South Carolina State..... 09-15-07
- 5. 70 at LSU 09-22-07

MOST YARDS TOTAL OFFENSE

- 1. 545 vs Middle Tennessee..... 11-18-06
- 2. 512 vs Houston..... 12-29-06
- 3. 501 at Tennessee..... 10-27-07
- 4. 492 vs Florida Atlantic 09-23-06
- 492 at Clemson..... 11-25-06

FEWEST TOTAL YARDS ALLOWED

- 1. 138 vs NC State 08-28-08
- 2. 161 at Mississippi State..... 08-31-06
- 3. 200 vs Middle Tennessee..... 11-18-06
- 4. 207 vs UAB 09-27-08
- 5. 218 at Kentucky..... 10-11-08

PUNTING AVERAGE (MIN. OF 3 PUNTS)

- 1. 48.7 at Mississippi State..... 08-31-06
- 2. 46.0 vs Florida Atlantic 09-23-06
- 3. 45.7 vs NC State 08-28-08
- 4. 45.3 vs Tennessee..... 10-28-06
- 5. 45.0 vs Louisiana-Lafayette..... 09-01-07

MOST TIME OF POSSESSION

- 1. 36:25 at Tennessee..... 10-27-07
- 2. 34:59 vs UAB 09-27-08
- 3. 34:57 vs NC State 08-28-08
- 4. 33:19 vs Houston..... 12-29-06
- 5. 32:57 at Clemson..... 11-25-06

LONGEST SCORING DRIVE: BY YARDS

- 1. 99 vs Arkansas..... 11-04-06
- 2. 97 vs Troy 09-24-05
- 3. 96 at Clemson..... 11-25-06
- 4. 95 vs Tennessee..... 10-28-06
- 95 at Ole Miss..... 10-04-08
- 6. 93 vs Auburn..... 09-28-06
- 7. 92 vs Arkansas..... 11-04-06
- 8. 91 vs South Carolina State..... 09-15-07
- 9. 90 vs Florida Atlantic 09-23-06

LONGEST SCORING DRIVE: BY TIME

- 1. 7:38 vs Wofford..... 09-20-08
- 2. 6:27 vs Auburn..... 09-28-06
- 3. 6:22 vs Troy 09-24-05
- 4. 6:14 vs Wofford..... 09-16-06
- 5. 6:10 at Florida..... 11-11-06
- 6. 6:05 vs Middle Tennessee..... 11-18-06

LONGEST SCORING DRIVE: BY PLAYS

- 1. 18 vs Wofford..... 09-20-08
- 2. 15 vs Auburn..... 09-28-06
- 3. 14 vs Kentucky..... 10-08-05
- 4. 13 Several times, last:
vs Wofford..... 09-20-08

Coaching Staff



John Hunt **Offensive Line**

- * Fourth year at South Carolina.
- * Coached with Steve Spurrier at Florida, at Washington in the NFL and with the Gamecocks.
- * Was a four-year letterman at offensive guard for the Florida Gators.
- * Played in two seasons in the NFL with Dallas and Tampa Bay.



Robert Gillespie **Running Backs**

- * Fourth year at South Carolina and in his third season as the running backs coach.
- * Coached the only South Carolina player (Cory Boyd) who was selected in the 2008 NFL Draft.
- * A former running back and team captain for Coach Steve Spurrier at the University of Florida.



David Reaves **Quarterbacks/Recruiting Coord.**

- * Seventh year at South Carolina and in his fifth season as a full-time assistant coach.
- * Coaches from the press box during games.
- * Given the duties of recruiting coordinator in February 2006.
- * In 2007, the Gamecocks threw for over 3,000 yards and averaged 258.2 yards per game through the air.




Ray Rychleski **Tight Ends/Special Teams Coord.**

- * First year at South Carolina.
- * Spent the past seven seasons at Maryland.
- * Maryland led the country in kickoff return yardage defense (16.56) in 2007.
- * Did not have a punt blocked in seven years at Maryland while his special teams units blocked 22 kicks and had eight TD returns in that span.



Steve Spurrier, Jr. **Wide Receivers**

- * Fourth year at South Carolina.
- * Coached from the sidelines for the first two games before moving to the press box against Georgia.
- * Has served on the coaching staff of two national championship teams (Florida and Oklahoma).
- * In his 11th season on his father's staff (5 at Florida, 2 with Washington in the NFL and now in his 4th year at South Carolina).



Ellis Johnson **AHC/Defensive Coord./Linebackers**

- * First Year at South Carolina.
- * Coaches from the press box rather than on the field during games.
- * Spent the past four seasons as the defensive coordinator at Mississippi State.
- * Born and raised in Winnsboro, S.C. Wife, Caroline, is a Columbia native.



Brad Lawing **Defensive Line**

- * Is in the third year of his second stint and his 13th year overall in Columbia.
- * Also has spent time as an assistant coach at North Carolina, Michigan State and Appalachian State.
- * Coached defensive end Eric Norwood to first team All-SEC honors and Ladi Ajiboye to second team Freshman All-America honors in 2008.



Ron Cooper **Safeties**

- * Fifth year at South Carolina.
- * Coaches the safeties this season. Has worked with the outside linebackers, special team and secondary in previous campaigns.
- * Was the head coach at Louisville (1995-97) and Alabama A&M (1998-2001).



Shane Beamer **Cornerbacks**

- * Second year at South Carolina.
- * Coaches from the press box.
- * He and his wife, Emily, had their first child, Emma Sutton, on August 21, 2008.
- * Worked with Ellis Johnson at Mississippi State from 2004-06.
- * Son of longtime Virginia Tech head coach Frank Beamer.

Depth Chart

Offense

- WR** 4 Jason Barnes (6-4, 204, Fr.-RS)
18 Dion LeCorn (5-11, 220, So.*)
- WR** 11 Kenny McKinley (6-0, 187, Sr.***)
29 Chris Hail (5-10, 193, Jr.**)
- WR** 9 Moe Brown (6-0, 184, Jr.**)
85 Joe Hills (6-4, 201, So.)
82 Freddie Brown (6-3, 208, Jr.**)
- LT** 76 Jarriel King (6-7, 304, So.)
77 Jamon Meredith (6-5, 297, Sr.***)
- LG** 77 Jamon Meredith (6-5, 297, Sr.***)
57 Lemuel Jeanpierre (6-3, 305, Jr.**)
- C** 70 Garrett Anderson (6-4, 310, Jr.**)
63 Seaver Brown (6-5, 302, So.*)
- RG** 60 Terrence Campbell (6-3, 277, So.)
74 Heath Batchelor (6-7, 309, So.*)
- RT** 78 Justin Sorensen (6-7, 316, Sr.**)
66 Hutch Eckerson (6-6, 292, So.*)
- TE** 84 Jared Cook (6-5, 240, Jr.**)
8 Larry Freeman (6-1, 228, Sr.*)
88 Weslye Saunders (6-5, 274, So.*)
- QB** 5 Stephen Garcia (6-2, 221, Fr.-RS)
7 Chris Smelley (6-2, 211, So.*)
- FB** 47 Patrick DiMarco (6-1, 238, So.*)
46 Bryan Kingrey (6-1, 241, Sr.**)
- TB** 25 Mike Davis (5-9, 207, Sr.***)
22 Bobby Wallace (5-7, 202, Sr.**)
28 Eric Baker (5-11, 188, Fr.)

Defense

- DE** 41 Jordin Lindsey (6-3, 266, Sr.***)
96 Clifton Geathers (6-7, 284, So.*)
- DT** 95 Nathan Pepper (6-1, 287, Jr.**)
42 Travian Robertson (6-4, 281, So.*)
- DT** 91 Ladi Ajiboye (6-1, 298, So.*)
99 Jonathan Williams (6-2, 296, Sr.*)
- DE** 83 Cliff Matthews (6-4, 259, So.*)
92 Byron McKnight (6-5, 231, Fr.-RS)
- MLB** 52 Jasper Brinkley (6-2, 269, Sr.*)
44 Dustin Lindsey (6-4, 251, Sr.**)
- WLB** 40 Eric Norwood (6-1, 253, Jr.**)
53 Marvin Sapp (5-11, 229, Sr.***)
- SPUR** 24 Darian Stewart (5-11, 219, Jr.**)
43 Alonzo Winfield (6-0, 215, Fr.-RS)
13 Mark Barnes (6-2, 196, Fr.-RS)
- CB** 36 Stoney Woodson (5-11, 200, Sr.***)
5 Carlos Thomas (5-11, 199, Sr.***)
- FS** 17 Chris Culliver (6-0, 199, So.*)
3 Akeem Auguste (5-9, 180, Fr.)
- SS** 21 Emanuel Cook (5-10, 203, Jr.**)
26 Antonio Allen (6-2, 190, Fr.)
- CB** 1 Captain Munnerlyn (5-9, 185, Jr.**)
7 Addison Williams (5-8, 178, So.*)
12 C.C. Whitlock (5-10, 169, Fr.)

Special Teams

- PK** 14 Ryan Succop (6-3, 221, Sr.***)
34 Spencer Lanning (5-11, 182, So.)
- P** 34 Spencer Lanning (5-11, 182, So.)
14 Ryan Succop (6-3, 221, Sr.***)
- KR** 17 Chris Culliver (6-0, 199, So.*)
1 Captain Munnerlyn (5-9, 185, Jr.**)
- PR** 1 Captain Munnerlyn (5-9, 185, Jr.**)
3 Akeem Auguste (5-9, 180, Fr.)
- DS** 59 Charles Turner (6-4, 225, So.*)
51 Walker Inabinet (5-9, 180, Fr.)
- H** 86 Stephen Flint (6-2, 197, Fr.-RS)
6 Tommy Beecher (6-2, 220, Jr.*)

Coaching Staff

- Steve Spurrier Head Coach
- Shane Beamer Cornerbacks
- Ron Cooper Safeties
- Robert Gillespie Running Backs
- John Hunt Offensive Line
- Ellis Johnson Assistant Head Coach
- Defensive Coordinator/Linebackers
- Brad Lawing Defensive Line
- David Reaves Quarterbacks/Recruiting Coordinator
- Ray Rychleski Tight Ends/Special Teams Coordinator
- Steve Spurrier Jr. Wide Receivers

Pronunciation Guide

- Ladi Ajiboye LAH-dee AWE-ji-boy
- Pierre Andrews pee-AIR
- Akeem Auguste uh-GUST-A
- Yvan Banag ee-VON ben-AG
- Darantzy Brunson Duh-RON-say
- John Guerry GEAR-ee
- Paul Haile HAIL
- Marque Hall mar-KEE
- Aramis Hillary AIR-uh-muss
- Walker Inabinet In-AB-in-et
- Lemuel Jeanpierre lem-YOOL john-pee-AIR
- Jarriel King juh-RELL
- Dion LeCorn luh-CORN
- Jamon Meredith juh-MAHN
- Captain Munnerlyn MUN-er-lun
- Donte'e Nicholls don-TAY
- Travian Robertson Tray-v-un
- Ray Rychleski rich-LESS-key
- Gerrod Sinclair jer-ROD
- Ryan Succop SUCK-up
- Mike Triglia TRIG-lee-uh
- Jamire Williams JUH-meer

*-Note 12 offensive positions listed

*-Indicates Letters Won

Numerical Roster

No.	Name	Pos.	Ht.	Wt.	Yr.-Exp	Hometown (High/Last School)	No.	Name	Pos.	Ht.	Wt.	Yr.-Exp	Hometown (High/Last School)
1	Captain Munnerylyn	CB	5-9	185	JR-2L	Mobile, Ala. (Murphy)	47	Patrick DiMarco	FB	6-1	238	SO-1L	Altamonte Springs, Fla. (Lake Brantley)
3	Akeem Auguste	DB	5-9	180	FR-HS	Hollywood, Fla. (Chaminade-Madonna/ Fork Union)	48	Dustyn McElroy	FB	6-1	245	JR-TR	Columbia, S.C. (Irmo/Midlands Tech)
3	D.L. Moore	WR	6-4	192	FR-HS	Bowling Green, Ky. (Bowling Green)	48	Darrien Davis	LB	6-1	220	FR-RS	Columbia, S.C. (Columbia/Louisburg)
4	Jason Barnes	WR	6-4	204	FR-RS	Charlotte, N.C. (Independence)	49	Blake Baxley	SS	5-9	196	SO-SQ	Columbia, S.C. (Lexington)
4	Cedrick Snead	CB	5-6	167	FR-RS	Garner, N.C. (Garner)	50	Melvin Ingram	DL	6-2	277	SO-1L	Hamlet, N.C. (Richmond County)
5	Carlos Thomas	CB	5-11	199	SR-3L	College Park, Ga. (Banneker)	51	Walker Inabinet	DS	5-9	180	FR-HS	Columbia, S.C. (Hammond School)
5	Stephen Garcia	QB	6-2	221	FR-RS	Tampa, Fla. (Jefferson)	52	Jasper Brinkley	LB	6-2	269	SR-1L	Thomson, Ga. (Thomson/Georgia Military)
6	Tommy Beecher	QB	6-2	220	JR-1L	Concord, N.C. (Concord)	53	Marvin Sapp	LB	5-11	229	SR-3L	Jacksonville, Fla. (Sandalwood)
7	Chris Smelley	QB	6-2	211	SO-1L	Tuscaloosa, Ala. (American Christian)	54	Hardee Sanders	OC	6-2	279	JR-SQ	Barnwell, S.C. (Barnwell)
7	Addison Williams	CB	5-8	178	SO-1L	Atlanta, Ga. (Westlake)	54	Darantzy Brunson	DE	6-0	240	SO-SQ	Hampton, S.C. (Wade Hampton/Benedict)
8	Larry Freeman	TE	6-1	228	SR-1L	Fort Meade, Fla. (Fort Meade/Pearl River CC)	55	T.J. Johnson	OL	6-4	296	FR-HS	Aynor, S.C. (Aynor)
9	Moe Brown	WR	6-0	184	JR-2L	Anderson, S.C. (Westside)	57	Lemuel Jeanpierre	OG	6-3	305	JR-2L	Orlando, Fla. (Timber Creek)
10	Brian Maddox	TB	5-10	224	SO-1L	Anderson, S.C. (T.L. Hanna)	58	John Guerry	LB	6-0	222	JR-SQ	Columbia, S.C. (Dreher)
11	Kenny McKinley	WR	6-0	187	SR-3L	Mableton, Ga. (South Cobb)	59	Charles Turner	DS	6-4	225	SO-1L	Roebuck, S.C. (Dorman)
12	C.C. Whitlock	CB	5-10	169	FR-HS	Chester, S.C. (Chester)	60	Terrence Campbell	OG	6-3	277	SO-SQ	Austell, Ga. (South Cobb)
13	Mark Barnes	SS	6-2	196	FR-RS	Columbia, S.C. (Richland Northeast)	61	Donte'e Nicholls	DT	6-1	302	FR-RS	Pompano Beach, Fla. (Blanche Ely)
13	Aramis Hillary	QB	6-2	210	FR-HS	North Augusta, S.C. (Strom Thurmond)	62/97	Pierre Andrews	OG	6-3	288	SO-SQ	Charlotte, N.C. (Independence)
14	Ryan Succop	P/K	6-3	221	SR-3L	Hickory, N.C. (Hickory)	63	Seaver Brown	OC	6-5	302	SO-1L	Clearwater, Fla. (Countryside)
14	Reid McCollum	QB	6-4	210	FR-HS	Summerville, S.C. (Summerville)	64	Kevin Young	OG	6-5	312	SO-SQ	Clearwater, Fla. (Central Catholic)
15	Matt Clements	WR	6-0	188	FR-RS	Naples, Fla. (Barron Collier)	65	Ryan Broadhead	OC	6-5	275	FR-RS	Leesburg, Ga. (Lee County)
16	Shaq Wilson	LB	5-11	197	FR-HS	Jacksonville, Fla. (First Coast)	66	Hutch Eckerson	OT	6-6	292	SO-1L	Lumberton, N.C. (Lumberton)
16	Michael McQueeney	QB	6-2	222	JR-SQ	Mt. Pleasant, S.C. (Bishop England/ Western Carolina)	67	Chris Vaughn	DS	6-1	257	FR-RS	Columbia, S.C. (Irmo)
17	Chris Culliver	FS	6-0	199	SO-1L	Garner, N.C. (Garner)	68	Kyle Nunn	OT	6-6	306	FR-RS	Sumter, S.C. (Sumter)
17	Zac Brindise	QB	6-0	210	FR-RS	Fort Myers, Fla. (South Fort Myers)	69	Matt Grooms	DS	6-1	230	SO-HS	McColl, S.C. (Marlboro County)
18	Dion LeCorn	WR	5-11	220	SO-1L	Ocala, Fla. (Trinity Catholic)	70	Garrett Anderson	OC	6-4	310	JR-2L	Irmo, S.C. (Dutch Fork)
19	Nick Prochak	TE	6-3	241	SO-1L	Spartanburg, S.C. (Spartanburg)	71	Jamarial Brown	DT	6-0	281	SR-SQ	Alvin, S.C. (Timberland/St. Augustine's)
20	Taylor Rank	TB	6-0	216	JR-2L	Vancouver, Wash. (Evergreen)	72/93	Quintin Richardson	OT	6-4	290	FR-RS	Columbia, S.C. (Spring Valley)
20	Jay Spearman	CB	6-0	193	FR-HS	Greenwood, S.C. (Greenwood)	74	Heath Batchelor	OG	6-7	309	SO-1L	Haleyville, Ala. (Haleyville)
21	Emanuel Cook	SS	5-10	203	JR-2L	Riviera Beach, Fla. (Palm Beach Gardens)	76	Jarriel King	OT	6-7	304	SO-TR	Hanahan, S.C. (North Charleston/Georgia Military)
22	Bobby Wallace	TB	5-7	202	SR-2L	Conway, S.C. (Conway)	77	Jamon Meredith	OT	6-5	297	SR-3L	Simpsonville, S.C. (Hillcrest)
23	Jamire Williams	CB	5-10	173	FR-RS	Jacksonville, Fla. (First Coast)	78	Justin Sorensen	OT	6-7	316	SR-2L	Vancouver Island, B.C. (Ballenas)
24	Darian Stewart	FS	5-11	219	JR-2L	Huntsville, Ala. (Lee)	79	Marque Hall	DT	6-3	292	SR-3L	Wingate, N.C. (Forest Hills)
25	Mike Davis	TB	5-9	207	SR-3L	Columbia, S.C. (Columbia)	80	Clark Gaston	DE	6-2	240	SO-SQ	Cleveland, Tenn. (Ooltewah)
26	Antonio Allen	SS	6-2	190	FR-HS	Ocala, Fla. (Trinity Catholic/Fork Union)	81	Paul Haile	WR	6-0	214	JR-SQ	Lexington, S.C. (Lexington)
27	Scott Spurrier	WR	5-4	163	JR-SQ	Leesburg, Va. (Loudoun County)	81	Adam Yates	K	6-1	200	FR-HS	Sparks, MD (Hereford)
28	Eric Baker	TB	5-11	188	FR-HS	Jacksonville, Fla. (White/Fork Union)	82	Freddie Brown	WR	6-3	208	JR-2L	Duncan, S.C. (Byrnes)
29	Chris Hail	WR	5-10	193	JR-2L	Lovejoy, Ga. (Lovejoy)	83	Cliff Matthews	DE	6-4	259	SO-1L	Cheraw, S.C. (Cheraw)
30	Yvan Banag	LB	5-10	229	SR-3L	Buford, Ga. (Buford)	83	Brandan Davis	WR	6-0	170	FR-RS	Columbia, S.C. (Dutch Fork/ Carson-Newman)
31	Gerrod Sinclair	LB	6-0	235	JR-2L	Jacksonville, Fla. (Mandarin)	84	Jared Cook	TE	6-5	240	JR-2L	Suwanee, Ga. (North Gwinnett)
31	Kenny Miles	TB	5-10	185	FR-HS	Lawrenceville, Ga. (Brookwood)	85	Joe Hills	WR	6-4	201	SO-SQ	Palmetto, Fla. (Palmetto)
32	Tori Childers	WR	6-5	215	FR-HS	Rock Hill, S.C. (Rock Hill/New Hampton Prep)	86	Stephen Flint	WR	6-2	197	FR-RS	Mt. Pleasant, S.C. (Wando)
32	Reggie Bowens	LB	6-2	215	FR-HS	Holly Springs, N.C. (Garner)	87	Alex McGrath	TE	6-1	214	SR-1L	Greer, S.C. (Riverside)
33	Jarrett Burns	FS	6-3	183	FR-HS	Huntsville, Ala. (Lee)	88	Weslye Saunders	TE	6-5	274	SO-1L	Durham, N.C. (Riverside)
34	Spencer Lanning	P/K	5-11	182	SO-SQ	Rock Hill, S.C. (York)	89	Mike Triglia	TE	6-4	227	FR-HS	Jacksonville, Fla. (Bolles)
35	Mike Newton	DB	5-11	195	SR-1L	Lexington, S.C. (Lexington/Newberry)	90	Foxy Foxworth	TE	6-3	247	SO-SQ	Mt. Pleasant, S.C. (Wando)
36	Stoney Woodson	CB	5-11	200	SR-3L	Tampa, Fla. (Middleton)	91	Ladi Ajiboye	DT	6-1	298	SO-1L	Riverdale, Ga. (Banneker/Hargrave Military)
39	Quan Earls	FS	6-0	190	SO-TR	Hiram, Ga. (Marietta/Tusculum)	92	Byron McKnight	DE	6-5	231	FR-RS	Laurinburg, N.C. (Scotland County)
40	Eric Norwood	LB	6-1	253	JR-2L	Acworth, Ga. (North Cobb)	93	Andrew Power	TE	6-4	251	FR-HS	Myrtle Beach, S.C. (Myrtle Beach)
41	Jordin Lindsey	DE	6-3	266	SR-3L	Mobile, Ala. (Davidson)	94	Kenny Davis	DT	6-4	296	FR-HS	Newberry, S.C. (Newberry)
42	Travian Robertson	DE	6-4	281	SO-1L	Laurinburg, N.C. (Scotland County)	95	Nathan Pepper	DT	6-1	287	JR-2L	Greenville, S.C. (Greenville)
42	Eric Davis	P/K	6-2	185	FR-HS	Newberry, S.C. (Newberry)	96	Clifton Geathers	DE	6-7	284	SO-1L	Georgetown, S.C. (Carvers Bay/Hargrave Military)
43	Alonzo Winfield	SS	6-0	215	FR-RS	Winston-Salem, N.C. (Carver)	97	Nate Spurrier	P	6-2	243	JT-SQ	Snellville, Ga. (Brookwood)
44	Dustin Lindsey	LB	6-4	251	SR-2L	Mobile, Ala. (Davidson)	98	Devin Taylor	DE	6-6	232	FR-HS	Beaufort, S.C. (Beaufort)
45	Rodney Paulk	LB	6-0	227	JR-2L	Columbia, S.C. (Richland Northeast)	99	Jonathan Williams	DT	6-2	296	SR-1L	Augusta, Ga. (Glenn Hills/Mississippi Delta CC)
46	Bryan Kingrey	FB	6-1	241	SR-2L	Raleigh, N.C. (Ravenscroft)							
46	Dalton Wilson	LB	6-1	235	FR-HS	Williston, S.C. (Williston-Elko)							

2008 Statistics

SCORING	USC	OPP				
Points Per Game	23.1	15.0				
FIRST DOWNS	148	102				
Rushing	59	46				
Passing	74	44				
Penalty	15	12				
RUSHING YARDAGE	763	762				
Yards gained rushing	950	928				
Yards lost rushing	187	166				
Rushing Attempts	243	236				
Average Per Rush	3.1	3.2				
Average Per Game	109.0	108.9				
TDs Rushing	4	8				
PASSING YARDAGE	1702	924				
Att-Comp-Int	242-145-14	175-98-7				
Average Per Pass	7.0	5.3				
Average Per Catch	11.7	9.4				
Average Per Game	243.1	132.0				
TDs Passing	12	2				
TOTAL OFFENSE	2465	1686				
Total Plays	485	411				
Average Per Play	5.1	4.1				
Average Per Game	352.1	240.9				
KICK RETURNS: #-Yards	21-528	22-443				
PUNT RETURNS: #-Yards	15-90	8-87				
INT RETURNS: #-Yards	7-80	14-171				
KICK RETURN AVERAGE	25.1	20.1				
PUNT RETURN AVERAGE	6.0	10.9				
INT RETURN AVERAGE	11.4	12.2				
FUMBLES-LOST	11-6	11-6				
PENALTIES-Yards	43-360	36-334				
Average Per Game	51.4	47.7				
PUNTS-Yards	17-708	38-1608				
Average Per Punt	41.6	42.3				
Net punt average	31.8	38.4				
TIME OF POSSESSION/Game	31:07	28:53				
3RD-DOWN Conversions	46/98	30/94				
3rd-Down Pct	47%	32%				
4TH-DOWN Conversions	6/9	2/5				
4th-Down Pct	67%	40%				
SACKS BY-Yards	12-81	24-129				
MISC YARDS	97	17				
TOUCHDOWNS SCORED	18	11				
FIELD GOALS-ATTEMPTS	12-19	9-13				
ON-SIDE KICKS	0-0	0-1				
RED-ZONE SCORES	22-26 85%	13-17 76%				
RED-ZONE TOUCHDOWNS	15-26 58%	7-17 41%				
PAT-ATTEMPTS	18-18 100%	10-10 100%				
ATTENDANCE	319205	162300				
Games/Avg Per Game	4/79801	3/54100				
Neutral Site Games		0/0				
SCORE BY QUARTERS	1st	2nd	3rd	4th	OT	Total
South Carolina	27	54	23	58	0	162
Opponents	24	36	25	20	0	105

RUSHING	G	Att	Gain	Loss	Net	Avg	TD	Long	Avg/G
Mike Davis	6	87	381	27	354	4.1	1	50	59.0
Stephen Garcia	3	26	134	25	109	4.2	1	25	36.3
Bobby Wallace	3	16	84	4	80	5.0	0	21	26.7
Brian Maddox	5	25	86	7	79	3.2	1	9	15.8
Eric Baker	4	20	81	6	75	3.8	0	18	18.8
Taylor Rank	6	18	46	4	42	2.3	1	7	7.0
Tommy Beecher	2	14	41	26	15	1.1	0	11	7.5
Chris Smelley	7	28	86	78	8	0.3	0	24	1.1
Moe Brown	7	1	5	0	5	5.0	0	5	0.7
Patrick DiMarco	7	1	3	0	3	3.0	0	3	0.4
Kenny McKinley	4	2	3	1	2	1.0	0	3	0.5
TEAM	4	5	0	9	-9	-1.8	0	0	-2.2
Total.....	7	243	950	187	763	3.1	4	50	109.0
Opponents.....	7	236	928	166	762	3.2	8	50	108.9

PASSING	G	Effic	Cmp-Att-Int	Pct	Yds	TD	Lng	Avg/G
Chris Smelley	7	127.88	108-180-9	60.0	1276	10	63	182.3
Stephen Garcia	3	150.86	23-35-1	65.7	300	2	38	100.0
Tommy Beecher	2	63.78	14-26-4	53.8	126	0	18	63.0
TEAM	4	0.00	0-1-0	0.0	0	0	0	0.0
Total.....	7	7123.79	145-242-14	59.9	1702	12	63	243.1
Opponents.....	7	96.12	98-175-7	56.0	924	2	52	132.0

RECEIVING	G	No.	Yds	Avg	TD	Long	Avg/G
Jared Cook	7	26	386	14.8	1	63	55.1
Moe Brown	7	21	334	15.9	1	34	47.7
Kenny McKinley	4	20	206	10.3	2	27	51.5
Mike Davis	6	16	137	8.6	0	18	22.8
Jason Barnes	6	15	222	14.8	2	38	37.0
Dion LeCorn	7	14	106	7.6	2	20	15.1
Weslye Saunders	7	7	75	10.7	1	23	10.7
Joe Hills	5	6	61	10.2	1	24	12.2
Freddie Brown	5	6	57	9.5	1	16	11.4
Eric Baker	4	4	34	8.5	0	16	8.5
Brian Maddox	5	4	30	7.5	1	13	6.0
Matt Clements	3	2	26	13.0	0	17	8.7
Patrick DiMarco	7	2	17	8.5	0	9	2.4
Larry Freeman	7	2	11	5.5	0	8	1.6
Total.....	7	145	1702	11.7	12	63	243.1
Opponents.....	7	98	924	9.4	2	52	132.0

PUNT RETURNS	No.	Yds	Avg	TD	Long
Captain Munnerlyn	14	87	6.2	0	35
TEAM	1	3	3.0	0	0
Total.....	15	90	6.0	0	35
Opponents.....	8	87	10.9	0	32

INTERCEPTIONS	No.	Yds	Avg	TD	Long
Carlos Thomas	2	16	8.0	0	10
Chris Culliver	2	43	21.5	0	33
Stoney Woodson	2	0	0.0	0	0
Shaq Wilson	1	21	21.0	0	21
Total.....	7	80	11.4	0	33
Opponents.....	14	171	12.2	1	41

KICKOFF RETURNS	No.	Yds	Avg	TD	Long
Chris Culliver	18	417	23.2	0	50
Larry Freeman	1	24	24.0	0	24
Captain Munnerlyn	1	84	84.0	0	84
Patrick DiMarco	1	3	3.0	0	3
Total.....	21	528	25.1	0	84
Opponents.....	22	443	20.1	0	28

FUMBLE RETURNS	No.	Yds	Avg	TD	Long
Emanuel Cook	1	52	52.0	0	52
Nathan Pepper	1	29	29.0	1	29
Total.....	2	81	40.5	1	52
Opponents.....	0	0	0.0	0	0

2008 Statistics

PUNTING	No.	Yds	Avg	Long	TB	FC	I20	Bkld
Spencer Lanning	17	708	41.6	52	4	1	4	0
Total.....	17	708	41.6	52	4	1	4	0
Opponents.....	38	1608	42.3	77	3	10	9	0

KICKOFFS	No.	Yds	Avg	TB	OB	Retn	Net	YdLn
Ryan Succop	36	2475	68.8	14	0			
Total.....	36	2475	68.8	14	0	443	48.7	21
Opponents.....	25	1543	61.7	2	1	528	39.0	31

SCORING	TD	FGs	PATs						Saf	Pts
			Kick	Rush	Rcv	Pass	DXP			
Ryan Succop	0	12-19	18-18	0-0	0	0-0	0	0	0	54
Kenny McKinley	2	0-0	0-0	0-0	0	0-0	0	0	0	12
Brian Maddox	2	0-0	0-0	0-0	0	0-0	0	0	0	12
Jason Barnes	2	0-0	0-0	0-0	0	0-0	0	0	0	12
Dion LeCorn	2	0-0	0-0	0-0	0	0-0	0	0	0	12
Jared Cook	1	0-0	0-0	0-0	0	0-0	0	0	0	6
Moe Brown	1	0-0	0-0	0-0	0	0-0	0	0	0	6
Joe Hills	1	0-0	0-0	0-0	0	0-0	0	0	0	6
Stephen Garcia	1	0-0	0-0	0-0	0	0-0	0	0	0	6
Nathan Pepper	1	0-0	0-0	0-0	0	0-0	0	0	0	6
Mike Davis	1	0-0	0-0	0-0	0	0-0	0	0	0	6
Freddie Brown	1	0-0	0-0	0-0	0	0-0	0	0	0	6
Captain Munnerlyn	1	0-0	0-0	0-0	0	0-0	0	0	0	6
Weslye Saunders	1	0-0	0-0	0-0	0	0-0	0	0	0	6
Taylor Rank	1	0-0	0-0	0-0	0	0-0	0	0	0	6
Total.....	18	12-19	18-18	0-0	0	0-0	0	0	0	162
Opponents.....	11	9-13	10-10	0-0	1	1-1	0	0	0	10

FIELD GOALS	M-A	Pct	01-19	20-29	30-39	40-49	50+	Lg	Bk
Ryan Succop	12-19	63.2	1-1	4-4	1-3	6-9	0-2	48	1

FG SEQUENCE	USC	OPPONENTS
NC State	(29),(46)	49
Vanderbilt	(41),42,48	(19)
Georgia	-	(42),(23)
Wofford	(22),(38),(19)	37,(25),(36)
UAB	(44),(48),(26),(24)	(38),(38)
Ole Miss	(48),38	(37)
Kentucky	50,51,40,(42),39	21,(51),45
LSU		
Tennessee		
Arkansas		
Florida		
Clemson		

Numbers in (parentheses) indicate field goal was made.

TOTAL OFFENSE	G	Plays	Rush	Pass	Total	Avg/G
Chris Smelley	7	208	8	1276	1284	183.4
Stephen Garcia	3	61	109	300	409	136.3
Mike Davis	6	87	354	0	354	59.0
Tommy Beecher	2	40	15	126	141	70.5
Bobby Wallace	3	16	80	0	80	26.7
Brian Maddox	5	25	79	0	79	15.8
Eric Baker	4	20	75	0	75	18.8
Taylor Rank	6	18	42	0	42	7.0
Moe Brown	7	1	5	0	5	0.7
Patrick DiMarco	7	1	3	0	3	0.4
Kenny McKinley	4	2	2	0	2	0.5
TEAM	4	6	-9	0	-9	-2.2
Total.....	7	485	763	1702	2465	352.1
Opponents.....	7	411	762	924	1686	240.9

ALL PURPOSE	G	Rush	Rec	PR	KOR	IR	Tot	Avg/G
Mike Davis	6	354	137	0	0	0	491	81.8
Chris Culliver	7	0	0	0	417	43	460	65.7
Jared Cook	7	0	386	0	0	0	386	55.1
Moe Brown	7	5	334	0	0	0	339	48.4
Jason Barnes	6	0	222	0	0	0	222	37.0
Kenny McKinley	4	2	206	0	0	0	208	52.0
Captain Munnerlyn	7	0	0	87	84	0	171	24.4
Eric Baker	4	75	34	0	0	0	109	27.2
Brian Maddox	5	79	30	0	0	0	109	21.8
Stephen Garcia	3	109	0	0	0	0	109	36.3
Dion LeCorn	7	0	106	0	0	0	106	15.1
Bobby Wallace	3	80	0	0	0	0	80	26.7
Weslye Saunders	7	0	75	0	0	0	75	10.7
Joe Hills	5	0	61	0	0	0	61	12.2
Freddie Brown	5	0	57	0	0	0	57	11.4
Taylor Rank	6	42	0	0	0	0	42	7.0
Larry Freeman	7	0	11	0	24	0	35	5.0
Matt Clements	3	0	26	0	0	0	26	8.7
Patrick DiMarco	7	3	17	0	3	0	23	3.3
Shaq Wilson	7	0	0	0	0	21	21	3.0
Carlos Thomas	7	0	0	0	0	16	16	2.3
Tommy Beecher	2	15	0	0	0	0	15	7.5
Chris Smelley	7	8	0	0	0	0	8	1.1
TEAM	4	-9	0	3	0	0	-6	-1.5
Total.....	7	763	1702	90	528	80	3163	451.9
Opponents.....	7	762	924	87	443	171	2387	341.0

2008 Specialty Statistics

DRIVE ENGINEERING

Quarterback	Drives Engineered	Drives Ended By										Points	Pts./Drive
		TD	FG	MFG	Punts	Downs	TO	SF	Clock				
Tommy Beecher	12	1	3	0	4	0	4	0	0	0	16	1.3	
Zac Brindise	1	0	0	0	0	0	0	0	1	0	0	0.0	
Stephen Garcia	13	3	3	2	1	1	2	0	1	30	2.3		
Chris Smelley	54	12	6	5	12	2	13	0	4	102	1.9		
South Carolina	80	16	12	7	17	3	19	0	6	148	1.9		
Opponents	82	10	9	4	38	2	13	0	6	98	1.2		

TURNOVERS	FUMBLES		PASSES HAD		TOTAL		POINTS SCORED	
	LOST		INTERCEPTED		TURNOVERS	OFF TOs		
South Carolina	6		14		20	41		
Opponents	6		7		13	27		

RED ZONE	RED ZONE	SCORING	PTS SCORED	AVG. POINTS	TDS	TDS	TDS	FG	FG	TOs	Downs	Half	
TIMES	SCORES	PCT.	IN RED ZONE	IN RED ZONE	SCORED	RUSH	PASS	ATT.	MADE				
South Carolina	26	22	.846	126	4.8	15	4	11	8	7	2	1	0
Opponents	17	13	.765	68	4.0	7	7	0	9	6	1	0	0

2008 Defensive Statistics

No.	DEFENSIVE LEADERS	GP	-----Tackles-----			Sacks-		---Pass Def---			--Fumbles--		Blkd	Saf
			Solo	Ast	Total	TFL/Yds	No-Yards	Int-Yds	BrUp	QBH	Rcv-Yds	FF		
21	Emanuel Cook	7	43	13	56	1	1-52	.	.	
53	Marvin Sapp	7	25	8	33	1	.	.	.	
52	Jasper Brinkley	7	20	12	32	3.0-11	1.0-8	.	.	1	.	.	.	
24	Darian Stewart	7	24	8	32	4.0-14	.	.	4	.	1-0	2	.	
40	Eric Norwood	7	20	11	31	4.0-17	2.0-12	.	.	7	1-0	1	.	
17	Chris Culliver	7	10	11	21	1.0-1	.	2-43	1	.	.	1	.	
1	Captain Munnerlyn	7	17	4	21	2.0-14	2.0-14	.	5	.	1-0	1	.	
83	Cliff Matthews	7	12	7	19	2.0-7	1.0-5	.	.	2	1-0	.	.	
96	Clifton Geathers	7	8	9	17	2.5-10	1.5-8	.	.	1	.	1	.	
95	Nathan Pepper	7	13	4	17	4.0-11	1.0-4	.	.	1	1-29	.	.	
91	Ladi Ajiboye	7	11	5	16	1.5-13	1.5-13	.	1	1	.	.	.	
41	Jordin Lindsey	6	7	7	14	3.0-11	1.0-7	.	.	4	.	1	1	
5	Carlos Thomas	7	8	2	10	0.5-1	.	2-16	1	
44	Dustin Lindsey	7	8	2	10	1.0-1	
36	Stoney Woodson	7	8	2	10	0.5-1	.	2-0	
3	Akeem Auguste	7	8	1	9	.	.	.	3	
42	Travian Robertson	7	3	5	8	.	.	.	1	
29	Chris Hail	6	6	.	6	
45	Rodney Paulk	4	3	2	5	1.0-2	
92	Byron McKnight	7	4	1	5	3.0-13	1.0-10	.	.	1	.	.	.	
31	Gerrod Sinclair	7	1	4	5	
99	Jonathan Williams	7	2	2	4	
16	Shaq Wilson	7	3	.	3	.	.	1-21	
30	Yvan Banag	4	.	3	3	
26	Antonio Allen	1	1	1	2	
25	Mike Davis	6	2	.	2	
43	Alonzo Winfield	6	2	.	2	
71	Jamari Brown	2	2	.	2	
9	Moe Brown	7	2	.	2	
7	Addison Williams	7	1	1	2	
13	Mark Barnes	1	1	.	1	
7	Chris Smelley	7	1	.	1	
6	Tommy Beecher	2	.	1	1	
47	Patrick DiMarco	7	1	.	1	
34	Spencer Lanning	6	1	.	1	
22	Bobby Wallace	3	1	.	1	
12	C.C. Whitlock	2	1	.	1	
86	Stephen Flint	7	1	.	1	
79	Marque Hall	4	1	.	1	
11	Kenny McKinley	4	.	1	1	
59	Charles Turner	7	1	.	1	
TM	TEAM	4	.	1	1	
	Total.....	7	283	128	411	33-127	12-81	7-80	16	20	6-81	7	1	
	Opponents.....	7	318	154	472	50.0-188	24-129	14-171	17	12	6-0	9	1	

2008 Scoring Drives

Offense	Opp.	Type	Yds	PL	YDS	TOP	Defense	Opp.	Type	Yds	PL	YDS	TOP
NCSU	FG	29	4	0	1:25		VU	FG	19	9	28	4:50	
	Run	1	4	9	2:03			Pass	31	1	31	0:07	UK
	FG	46	9	34	4:22			Run	1	5	73	1:40	
	Pass	20	6	60	3:11		UGA	Run	13	8	68	4:12	
	Run	3	5	69	2:22			FG	42	13	59	6:30	
	Pass	13	6	74	2:47			FG	23	15	74	8:42	
VU	Pass	19	5	20	2:34			Run	4	7	80	3:42	
	FG	41	9	26	4:32		WC	Run	50	7	79	3:24	
	Pass	5	5	55	1:49			FG	25	8	72	3:57	
UGA	Pass	34	5	62	1:40			FG	19	10	48	3:29	
WC	FG	22	18	75	7:38		UAB	FG	38	4	-2	1:17	
	Run	7	6	71	2:40			FG	38	12	59	4:54	
	FG	38	13	51	5:26			Run	1	7	81	1:59	
	FG	19	10	48	3:29		MISS	Run	8	8	76	3:05	

2008 Game-by-Game Tackles

Player	UA-A	TOT	NCS	VANDY	UGA	WOF	UAB	MISS	KY	LSU	TENN	ARK	FLA	CLEM
Emanuel Cook	43-13	56	8-0	6-4	7-0	10-0	2-0	8-6	2-3					
Marvin Sapp	25-8	33	3-0	3-0	2-0	5-2	5-1	3-4	4-1					
Darian Stewart	24-8	32	3-0	5-2	1-0	3-0	4-3	3-1	5-2					
Jasper Brinkley	20-12	32	2-0	0-1	5-2	2-3	1-0	5-3	5-3					
Eric Norwood	20-11	31	-	5-5	4-2	1-0	4-2	2-0	4-2					
Captain Munnerlyn	17-4	21	4-0	1-0	6-0	2-0	0-1	2-3	2-0					
Chris Culliver	10-11	21	1-0	0-4	0-1	1-1	1-1	4-1	3-3					
Cliff Matthews	12-7	19	2-0	2-3	1-2	3-1	4-0	-	0-1					
Nathan Pepper	13-4	17	1-0	2-0	1-3	6-1	3-0	-	-					
Clifton Geathers	8-9	17	1-0	1-0	1-2	2-1	2-3	1-2	0-1					
Ladi Ajiboye	11-5	16	1-0	3-2	2-1	1-1	2-1	-	2-0					
Jordin Lindsey	7-7	14	3-0	0-2	2-2	1-1	DNP	1-1	0-1					
Dustin Lindsey	8-2	10	1-0	1-0	1-1	1-0	2-1	1-0	1-0					
Stoney Woodson	8-2	10	1-0	1-0	1-0	1-0	-	4-1	0-1					
Carlos Thomas	8-2	10	-	0-1	2-0	-	-	2-0	4-1					
Akeem Auguste	8-1	9	-	1-0	-	1-0	1-0	1-0	4-1					
Travian Robertson	3-5	8	2-0	1-0	-	0-2	-	0-2	0-1					
Chris Hail	6-0	6	1-0	-	3-0	1-0	DNP	1-0	-					
Byron McKnight	4-1	5	2-0	0-1	-	2-0	-	-	-					
Gerrod Sinclair	1-4	5	1-0	0-1	-	-	0-2	0-1	-					
Rodney Paulk	3-2	5	1-0	0-1	-	2-1	DNP	DNP	DNP					
Jonathan Williams	2-2	4	1-0	1-1	-	-	-	-	0-1					
Shaq Wilson	3-0	3	1-0	-	-	-	2-0	-	-					
Yvan Banag	0-3	3	DNP	DNP	DNP	-	-	0-3	-					
Antonio Allen	1-1	2	DNP	DNP	DNP	DNP	1-1	DNP	DNP					
Jamarial Brown	2-0	2	1-0	DNP	DNP	DNP	1-0	DNP	DNP					
Addison Williams	1-1	2	-	-	-	-	-	1-1	-					
Mike Davis	2-0	2	1-0	1-0	-	-	DNP	-	-					
Moe Brown	2-0	2	2-0	-	-	-	-	-	-					
Alonzo Winfield	2-0	2	1-0	-	-	-	1-0	-	DNP					
Patrick DiMarco	1-0	1	-	-	-	-	-	1-0	-					
Spencer Lanning	1-0	1	-	-	1-0	DNP	-	-	-					
Chris Smelley	1-0	1	-	1-0	-	-	-	-	-					
Charles Turner	1-0	1	-	-	-	-	-	-	1-0					
Bobby Wallace	1-0	1	DNP	DNP	DNP	DNP	1-0	-	-					
Kenny McKinley	0-1	1	0-1	-	DNP	DNP	DNP	-	-					
Tommy Beecher	0-1	1	0-1	DNP	DNP	DNP	-	DNP	DNP					
Marque Hall	1-0	1	-	DNP	-	1-0	-	DNP	DNP					
Stephen Flint	1-0	1	-	1-0	-	-	-	-	-					
C.C. Whitlock	1-0	1	DNP	DNP	-	DNP	1-0	DNP	DNP					
Mark Barnes	1-0	1	1-0	DNP	DNP	DNP	DNP	DNP	DNP					
TEAM	0-1	1	-	-	-	-	-	0-1	-					

2008 Game-by-Game Team Statistics

Team	Score	1st Downs	Rushing No-Yds-TD	Passing C-A-I-Yds-TD	Total Offense Ply-Yds-TD	Punts No-Avg	Fumbles No-Lost	Penalties No-Yds	KO Ret. No-Yds	Punt Ret. No-Yds	Int. Ret. No-Yds	3rd Dns	Time of Poss
NC State	0	10	37-89-0	5-20-2-49-0	57-138-0	6-42.7	3-2	4-35	3-55	1-0	4-48	4-14	25:03
USC	34	20	42-171-2	17-27-4-198-2	69-369-4	3-45.7	1-0	7-58	1-23	3-34	2-10	5-14	34:57
USC	17	18	29-92-0	23-39-2-233-2	68-325-2	4-44.8	2-1	8-51	4-115	2-5	0-0	6-15	29:58
Vandy	24	15	41-135-2	8-13-0-90-1	54-225-3	6-34.7	1-1	4-35	2-39	2-21	2-74	2-10	30:02
Georgia	14	17	35-106-1	15-25-0-146-0	60-252-1	6-49.8	2-0	11-112	1-25	3-44	1-0	5-13	35:13
USC	7	20	16-18-0	23-40-1-271-1	56-289-1	5-41.6	1-1	6-60	3-59	2-12	0-0	5-12	24:47
Wofford	13	14	43-185-1	8-13-0-100-0	56-285-1	3-28.3	0-0	4-37	4-74	0-0	2-0	7-15	28:53
USC	23	30	42-172-1	23-33-2-204-1	76-376-2	0-0.0	1-1	4-35	3-65	0-0	0-0	7-11	31:07
UAB	13	12	25-67-1	17-28-2-140-0	53-207-1	6-45.0	1-1	9-75	4-85	1-2	2-16	4-13	25:01
USC	26	24	45-158-1	18-33-2-195-1	78-353-2	2-44.0	1-1	6-55	4-98	3-40	2-21	8-16	34:59
USC	31	20	35-78-0	22-32-1-327-3	67-405-3	1-9.0	1-0	7-54	4-81	1-0	1-6	7-13	31:21
Ole Miss	24	21	33-118-2	21-32-1-243-1	65-361-3	3-42.7	3-2	2-20	6-129	0-0	1-(-1)	7-13	28:39
USC	24	16	34-74-0	19-37-2-274-2	71-348-2	2-43.5	4-2	5-47	2-87	4-(1)	2-43	8-17	30:43
Kentucky	17	13	22-62-1	24-44-2-156-0	66-218-1	8-45.2	1-0	2-20	2-36	2-20	2-34	1-16	29:18
LSU													
USC													
Tennessee													
USC													
Arkansas													
USC													
USC													
Florida													
USC													
Clemson													

2008 Game-by-Game Starters

South Carolina Offense

POS.	NCSU	VANDY	UGA	WOF	UAB	MISS	KY	LSU	TENN	ARK	FLA	CLEM
WR	McKinley	McKinley	F. Brown	M. Brown	J. Barnes	McKinley	McKinley					
WR	M. Brown	LeCorn	LeCorn	LeCorn	Hills	J. Barnes	J. Barnes					
TE	J. Cook	J. Cook	J. Cook	J. Cook	J. Cook	Saunders	M. Brown (WR)					
LT	Eckerson	King	Meredith	King	King	King	King					
LG	Jeanpierre	Jeanpierre	Jeanpierre	Meredith	Meredith	Meredith	Meredith					
C	Anderson	Anderson	Anderson	Anderson	Anderson	Anderson	Anderson					
RG	Batchelor	Batchelor	Batchelor	Campbell	Campbell	Campbell	Campbell					
RT	Sorensen	Sorensen	Sorensen	Sorensen	Sorensen	Sorensen	Sorensen					
QB	Beecher	Smelley	Smelley	Smelley	Smelley	Smelley	Smelley					
FB	DiMarco	DiMarco	Hills (WR)	Saunders (TE)	Freeman (TE)	Freeman (TE)	DiMarco					
TB	Rank	M. Davis	M. Davis	M. Davis	Maddox	M. Davis	M. Davis					

South Carolina Defense

POS.	NCSU	VANDY	UGA	WOF	UAB	MISS	KY	LSU	TENN	ARK	FLA	CLEM
DE	J. Lindsey	J. Lindsey	J. Lindsey	J. Lindsey	Geathers	J. Lindsey	J. Lindsey					
DT	Pepper	Pepper	Pepper	Pepper	Pepper	Pepper	Pepper					
DT	Ajiboye	Ajiboye	Ajiboye	Ajiboye	Ajiboye	Ajiboye	Sapp (LB)					
DE	Matthews	Matthews	Matthews	Matthews	Matthews	Matthews	Matthews					
LB	Norwood	Norwood	Norwood	Norwood	Norwood	Norwood	Norwood					
LB	J. Brinkley	J. Brinkley	J. Brinkley	J. Brinkley	J. Brinkley	J. Brinkley	J. Brinkley					
SPUR	Stewart	Stewart	Stewart	Stewart	Stewart	Stewart	Stewart					
CB	Woodson	Woodson	Woodson	Woodson	Woodson	Woodson	Woodson					
SS	E. Cook	E. Cook	E. Cook	E. Cook	E. Cook	E. Cook	E. Cook					
FS	Culliver	Culliver	Culliver	Culliver	Culliver	Culliver	Culliver					
CB	Munnerlyn	Munnerlyn	Munnerlyn	Munnerlyn	Munnerlyn	A. Williams	Munnerlyn					

2008 Game-by-Game Statistics

Individual Rushing

(Att-Yds-Td-Long)

	NCSU	VANDY	UGA	WOFF	UAB	MISS	UK	LSU	TENN	ARK	FLA	CLEM
Eric Baker	DNP	DNP	-	11-49-0-18	8-26-0-16	DNP	1-0-0-0					
Tommy Beecher	12-25-0-11	DNP	DNP	DNP	2-(-10)-0-0	DNP	DNP					
Moe Brown	-	-	-	1-5-0-5	-	-	-					
Mike Davis	14-101-1-50	18-80-0-15	12-22-0-8	10-51-0-12	DNP	19-73-0-16	14-27-0-10					
Patrick DiMarco	-	1-3-0-3	-	-	-	-	-					
Stephen Garcia	DNP	DNP	2-1-0-7	DNP	18-86-1-9	DNP	6-22-0-25					
Brian Maddox	2-9-0-5	DNP	1-4-0-4	12-52-1-9	10-14-0-8	DNP	DNP					
Kenny McKinley	-	-	DNP	DNP	DNP	-	2-2-0-3					
Taylor Rank	14-36-1-7	4-6-0-2	-	-	-	-	DNP					
Chris Smelley	-	6-3-0-24	1-(-9)-0-0	7-17-0-12	1-(-9)-0-0	9-(-10)-0-3	4-16-0-5					
Bobby Wallace	DNP	DNP	DNP	DNP	6-51-0-21	5-19-0-11	5-10-0-7					

Individual Passing

(Att-Cmp-Int-Yds-Td-Long)

	BEECHER	GARCIA	SMELETTY
NC State	22-14-4-106-0-18	DNP	5-5-0-92-2-34
Vanderbilt	DNP	DNP	39-23-2-233-2-24
Georgia	DNP	1-0-0-0-0-0	39-23-1-271-1-34
Wofford	DNP	DNP	33-23-2-204-1-20
UAB	4-2-0-20-0-12	20-13-1-131-1-22	9-3-1-44-0-23
Ole Miss	DNP	DNP	32-22-1-327-3-63
Kentucky	DNP	14-10-0-169-1-38	23-9-2-105-1-20
LSU			
Tennessee			
Arkansas			
Florida			
Clemson			

Individual Receiving

(Rec-Yds-Td-Long)

	NCSU	VANDY	UGA	WOFF	UAB	MISS	UK	LSU	TENN	ARK	FLA	CLEM
Eric Baker	DNP	DNP	1-16-0-16	3-18-0-9	-	DNP	-					
Jason Barnes	1-12-0-12	DNP	-	-	3-46-0-22	7-76-2-20	4-88-0-38					
Freddie Brown	2-21-0-16	2-19-1-14	2-17-0-9	-	-	DNP	DNP					
Moe Brown	2-47-0-34	3-27-0-12	7-130-1-34	3-31-0-20	3-32-0-12	3-67-0-32	-					
Matt Clements	-	-	DNP	DNP	2-26-0-17	DNP	DNP					
Jared Cook	2-19-1-13	8-111-0-24	3-68-0-34	4-48-0-17	2-16-0-13	3-88-0-63	4-36-0-12					
Mike Davis	2-31-0-18	2-5-0-5	4-15-0-9	6-51-0-17	DNP	1-17-0-17	1-18-0-18					
Patrick DiMarco	-	1-8-0-8	-	-	1-9-0-9	-	-					
Larry Freeman	-	-	-	-	1-8-0-8	1-3-0-3	-					
Joe Hills	DNP	DNP	-	2-23-0-13	2-10-0-5	1-4-1-4	1-24-0-24					
Dion LeCorn	2-31-1-20	4-40-0-15	4-5-0-6	3-22-1-17	-	1-8-0-8	-					
Brian Maddox	-	DNP	-	1-5-0-5	3-25-1-13	DNP	DNP					
Kenny McKinley	6-37-0-10	3-23-1-19	DNP	DNP	DNP	4-58-0-27	7-88-1-20					
Weslye Saunders	-	-	2-20-0-11	1-6-0-6	1-23-0-23	1-6-0-6	2-20-1-13					

Game-by-Game Leaders

Opponent	Rushing	Passing	Receiving (No.)	Receiving (Yds.)	Tackles
NC State	M. Davis 14-101-1	Beecher 22-12-4-106	McKinley 6-37-0	M. Brown 2-47-0	E. Cook 8-0-8
Vanderbilt	M. Davis 18-80-0	Smelley 39-22-2-233	J. Cook 8-111-0	J. Cook 8-111-0	E. Cook 6-4-10/Norwood 5-5-10
Georgia	M. Davis 12-22-0	Smelley 39-23-1-271	M. Brown 7-130-1	M. Brown 7-130-1	E. Cook 7-0-7/Brinkley 5-2-7
Wofford	Maddox 12-52-1	Smelley 33-23-2-204	M. Davis 6-51-0	M. Davis 6-51-0	E. Cook 10-0-10
UAB	Garcia 18-86-1	Garcia 20-13-1-131	J. Barnes 3-46-0/M. Brown 3-32-0	J. Barnes 3-46-0	Stewart 4-3-7
Ole Miss	M. Davis 19-73-0	Smelley 32-22-1-327	J. Barnes 7-76-2	J. Cook 3-88-0	E. Cook 8-6-14
Kentucky	M. Davis 14-27-0	Garcia 14-10-0-169	McKinley 7-88-1	McKinley 7-88-1/J. Barnes 4-88-0	Brinkley 5-3-8
LSU					
Tennessee					
Arkansas					
Florida					
Clemson					

2008 Team and Individual Highs**Carolina Team Game Highs**

Rushes	45	vs UAB (Sep 27, 2008)
Yards Rushing	172	vs Wofford (Sep 20, 2008)
Yards Per Rush	4.1	vs Wofford (Sep 20, 2008)
TD Rushes	2	vs NC State (Aug 28, 2008)
Pass attempts	40	vs Georgia (Sep 13, 2008)
Pass completions	23	at Vanderbilt (Sep 4, 2008) vs Georgia (Sep 13, 2008) vs Wofford (Sep 20, 2008)
Yards Passing	327	at Ole Miss (Oct 4, 2008)
Yards Per Pass	10.2	at Ole Miss (Oct 4, 2008)
TD Passes	3	at Ole Miss (Oct 4, 2008)
Total Plays	78	vs UAB (Sep 27, 2008)
Total Offense	405	at Ole Miss (Oct 4, 2008)
Yards Per Play	6.0	at Ole Miss (Oct 4, 2008)
Points	34	vs NC State (Aug 28, 2008)
Sacks By	4	vs Georgia (Sep 13, 2008)
First Downs	30	vs Wofford (Sep 20, 2008)
Penalties	8	at Vanderbilt (Sep 4, 2008)
Penalty Yards	60	vs Georgia (Sep 13, 2008)
Turnovers	4	vs NC State (Aug 28, 2008) at Kentucky (Oct 11, 2008)
Interceptions By	2	vs NC State (Aug 28, 2008) vs UAB (Sep 27, 2008) at Kentucky (Oct 11, 2008)

Carolina Individual Game Highs

Rushes	19	Mike Davis at Ole Miss (Oct 4, 2008)
Yards Rushing	101	Mike Davis vs NC State (Aug 28, 2008)
TD Rushes	1	4 Players Tied
Long Rush	50	Mike Davis vs NC State (Aug 28, 2008)
Pass attempts	39	Chris Smelley at Vanderbilt (Sep 4, 2008) Chris Smelley vs Georgia (Sep 13, 2008)
Pass completions	23	Chris Smelley at Vanderbilt (Sep 4, 2008) Chris Smelley vs Georgia (Sep 13, 2008) Chris Smelley vs Wofford (Sep 20, 2008)
Yards Passing	327	Chris Smelley at Ole Miss (Oct 4, 2008)
TD Passes	3	Chris Smelley at Ole Miss (Oct 4, 2008)
Long Pass	63	Chris Smelley at Ole Miss (Oct 4, 2008)
Receptions	8	Jared Cook at Vanderbilt (Sep 4, 2008)
Yards Receiving	130	Moe Brown vs Georgia (Sep 13, 2008)
TD Receptions	2	Jason Barnes at Ole Miss (Oct 4, 2008)
Long Reception	63	Jared Cook at Ole Miss (Oct 4, 2008)
Field Goals	4	Ryan Succop vs UAB (Sep 27, 2008)
Long Field Goal	48	Ryan Succop vs UAB (Sep 27, 2008) Ryan Succop at Ole Miss (Oct 4, 2008)
Punts	5	Spencer Lanning vs Georgia (Sep 13, 2008)
Punting Avg	45.7	Spencer Lanning vs NC State (Aug 28, 2008)
Long Punt	52	Spencer Lanning at Vanderbilt (Sep 4, 2008)
Long Punt Return	35	Captain Munnerlyn vs UAB (Sep 27, 2008)
Long Kickoff Return	84	Captain Munnerlyn at Kentucky (Oct 11, 2008)
Tackles	14	Emanuel Cook at Ole Miss (Oct 4, 2008)
Sacks	2.0	Captain Munnerlyn vs Georgia (Sep 13, 2008)
Tackles For Loss	2.0	5 Players Tied
Interceptions	2	Chris Culliver at Kentucky (Oct 11, 2008)

Opponent Team Game Highs

Rushes	43	vs Wofford (Sep 20, 2008)
Yards Rushing	185	vs Wofford (Sep 20, 2008)
Yards Per Rush	4.3	vs Wofford (Sep 20, 2008)
TD Rushes	2	at Vanderbilt (Sep 4, 2008) at Ole Miss (Oct 4, 2008)
Pass attempts	44	at Kentucky (Oct 11, 2008)
Pass completions	24	at Kentucky (Oct 11, 2008)
Yards Passing	243	at Ole Miss (Oct 4, 2008)
Yards Per Pass	7.7	vs Wofford (Sep 20, 2008)
TD Passes	1	at Vanderbilt (Sep 4, 2008) at Ole Miss (Oct 4, 2008)
Total Plays	66	at Kentucky (Oct 11, 2008)
Total Offense	361	at Ole Miss (Oct 4, 2008)
Yards Per Play	5.6	at Ole Miss (Oct 4, 2008)
Points	24	at Vanderbilt (Sep 4, 2008) at Ole Miss (Oct 4, 2008)
Sacks By	5	vs NC State (Aug 28, 2008)
First Downs	21	at Ole Miss (Oct 4, 2008)
Penalties	11	vs Georgia (Sep 13, 2008)
Penalty Yards	112	vs Georgia (Sep 13, 2008)
Turnovers	4	vs NC State (Aug 28, 2008)
Interceptions By	4	vs NC State (Aug 28, 2008)

Opponent Individual Game Highs

Rushes	21	A. Brown, vs NC State (Aug 28, 2008)
Yards Rushing	101	A. Brown, vs NC State (Aug 28, 2008)
TD Rushes	1	Several Players Tied
Long Rush	50	Ben Widmyer, vs Wofford (Sep 20, 2008)
Pass attempts	43	Mike Hartline, at Kentucky (Oct 11, 2008)
Pass completions	23	Mike Hartline, at Kentucky (Oct 11, 2008)
Yards Passing	243	Jevan Snead, at Ole Miss (Oct 4, 2008) Chris Nickson, at Vanderbilt (Sep 4, 2008) Jevan Snead, at Ole Miss (Oct 4, 2008)
TD Passes	1	Jevan Snead, at Ole Miss (Oct 4, 2008)
Long Pass	52	Ben Widmyer, vs Wofford (Sep 20, 2008)
Receptions	8	Derrick Locke, at Kentucky (Oct 11, 2008) Randall Cobb, at Kentucky (Oct 11, 2008)
Yards Receiving	99	Dexter McCluster, at Ole Miss (Oct 4, 2008)
TD Receptions	1	Brandon Barden, at Vanderbilt (Sep 4, 2008) Brandon Bolden, at Ole Miss (Oct 4, 2008)
Long Reception	52	Justice Joslin, vs Wofford (Sep 20, 2008)
Field Goals	2	Blair Walsh, vs Georgia (Sep 13, 2008) Patrick Muga, vs Wofford (Sep 20, 2008) Swayze Waters, vs UAB (Sep 27, 2008)
Long Field Goal	51	Ryan Tydlacka, at Kentucky (Oct 11, 2008)
Punts	6	B. Pierson, vs NC State (Aug 28, 2008) Brett Upson, at Vanderbilt (Sep 4, 2008) Swayze Waters, vs UAB (Sep 27, 2008) Tim Masthay, at Kentucky (Oct 11, 2008)
Punting Avg	52.2	Brian Mimbs, vs Georgia (Sep 13, 2008)
Long Punt	77	Brian Mimbs, vs Georgia (Sep 13, 2008)
Long Punt Return	32	Knowshon Moreno, vs Georgia (Sep 13, 2008)
Long Kickoff Return	28	Jim Mitchell vs UAB (Sep 27, 2008)
Tackles	15	Patrick Benoist, at Vanderbilt (Sept. 4, 2008)
Sacks	3.0	Bryant Turner, vs UAB (Sep 27, 2008)
Tackles For Loss	4	Bryant Turner, vs UAB (Sep 27, 2008)
Interceptions	2	Brand Carlisle, vs UAB (Sep 27, 2008)

*The Last Time It Happened...***The Last Time
South Carolina...****SHUT OUT AN OPPONENT:**

34-0 vs NC State (8/2/08)

WAS SHUT OUT:

18-0 vs. Georgia (9/9/06)

SCORED BETWEEN 50-59 POINTS:

52 vs. Middle Tennessee (11/18/06)

ALLOWED BETWEEN 50-59 POINTS:

51, vs. Florida (11/10/07)

SCORED BETWEEN 60-69 POINTS:

65 vs. Mississippi State (10/14/95)

ALLOWED BETWEEN 60-69 POINTS:

63, vs. Clemson (11/22/03)

SCORED MORE THAN 70 POINTS:

77 vs. Kent State (10/7/95)

ALLOWED MORE THAN 70 POINTS:

Never

SCORED ON A SAFETY:

at Arkansas (11/3/07)

ALLOWED A SAFETY:

vs. Arkansas (11/4/06)

RETURNED A KICKOFF FOR A TD:

Matthew Thomas, 95 yards vs. Virginia (9/7/02)

ALLOWED A KICKOFF RETURN FOR A TD:

Leodis McKelvin, Troy, 100 yards (9/24/05)

RETURNED A PUNT FOR A TD:

Chavez Donnings, 73 yards vs. Florida (11/15/03)

ALLOWED A PUNT RETURN FOR A TD:

Lito Sheppard, Florida, 57 yards (11/11/00)

RETURNED AN INTERCEPTION FOR A TD:

Nathan Pepper, 19 yards vs. South Carolina State (9/15/07)

ALLOWED AN INTERCEPTION FOR A TD:

Trevard Lindley, 28 yards at Kentucky (10/11/08)

RETURNED A FUMBLE FOR A TD:

Nathan Pepper, 33 yards at Ole Miss (10/4/08)

HAD A DEFENSIVE PLAYER SCORE TWO TOUCHDOWNS IN A GAME:

Eric Norwood, 2-yard fumble return and 53 yard fumble return vs. Kentucky (10/4/07)

ALLOWED A FUMBLE RETURN FOR A TD:

Jason LeDoux, LSU, 15 yards (10/18/03)

HAD A PLAYER WITH 300 YARDS PASSING:

327, Chris Smelley at Ole Miss (10/4/08)

HAD A PLAYER WITH 350 YARDS PASSING:

364, Blake Mitchell at Arkansas (11/3/07)

HAD A PLAYER WITH 400 YARDS PASSING:

405, Steve Taneyhill vs. Georgia (9/2/95)

HAD A PLAYER WITH 450 YARDS PASSING:

473, Steve Taneyhill vs. Mississippi State (10/14/95)

HAD A PLAYER COMPLETE 30+ PASSES:

31, Blake Mitchell at Tennessee (10/27/07)

HAD A PLAYER ATTEMPT 40+ PASSES:

42, Blake Mitchell vs. Florida (11/10/07)

HAD A PLAYER ATTEMPT 50+ PASSES:

51, Blake Mitchell at Arkansas (11/3/07)

HAD A PLAYER RUSH FOR 150+ YDS:

160, Cory Boyd at Tennessee (10/27/07)

HAD A PLAYER RUSH FOR 200+ YDS:

215, Derek Watson vs. Eastern Michigan (9/16/00)

HAD A PLAYER RUSH FOR 250+ YDS:

278, Brandon Bennett vs. East Tennessee State (10/5/91)

HAD TWO PLAYERS RUSH FOR MORE THAN 100 YARDS:

Cory Boyd (132) and Mike Davis (102) vs. South Carolina State (9/15/07)

HAD A PLAYER WITH 150+ YARDS RECEIVING:

151, Kenny McKinley at Tennessee (10/27/07)

HAD A PLAYER WITH 200+ YARDS RECEIVING:

210, Troy Williamson vs. USF (9/18/04)

HAD TWO PLAYERS WITH 100 YARDS RECEIVING:

Sidney Rice (139) and Kenny McKinley (112) vs. Houston (12/29/06)

HAD A PLAYER WITH 500+ YARDS TOTAL OFFENSE:

512, Steve Taneyhill vs. Mississippi State (10/14/95)

HAD A PLAYER SCORE 4 TDs:

5, Sidney Rice vs. Florida Atlantic (9/23/06)

HAD A PLAYER PASS FOR 4 TDs:

4, Blake Mitchell, vs. Middle Tennessee (11/18/06)

HAD A PLAYER PASS FOR 5 TDs:

5, Syvelle Newton vs. FAU (9/23/06)

HAD A PLAYER RUSH FOR 3 TDs:

3, Mike Davis vs. Mississippi State (9/29/07)

HAD A PLAYER CATCH 3 TD PASSES:

5, Sidney Rice vs. Florida Atlantic (9/23/06)

HAD A PLAYER KICK 4 FIELD GOALS:

4, Ryan Succop vs. UAB (9/27/08)

HAD A PLAYER KICK 5 FIELD GOALS:

5, Collin Mackie vs. West Virginia (11/22/90)

HAD A PLAYER WITH 2 INTERCEPTIONS:

2, Chris Culliver, at Kentucky (10/11/08)

HAD A PLAYER WITH 3 INTERCEPTIONS:

3, Patrick Hinton vs. NC State (10/29/88)

BLOCKED A FIELD GOAL ATTEMPT:

Jordin Lindsey at Kentucky (10/11/08)

BLOCKED A FIELD GOAL FOR A TD:

Captain Munnerlyn at Kentucky, 81 yards, (10/11/08)

BLOCKED A PUNT:

Eric Nowood vs. Mississippi State (9/29/07)

BLOCKED A PUNT FOR A TD:

Derek Watson vs. Florida, 2 yards, (11/11/00)

HAD A PUNT BLOCKED:

vs. Florida (11/10/07)

HAD A FIELD GOAL BLOCKED:

at Vanderbilt (9/4/08)

MADE A 2-PT CONVERSION:

Dondrial Pinkins run vs. UAB (9/20/03)

RECOVERED AN ONSIDE KICK:

at Arkansas (11/3/07)

ALLOWED BLOCKED PAT RETURNED FOR CONVERSION:

Demetrice Webb, Florida (11/12/05)

SOUTH CAROLINA OFFENSE HAD...**LESS THAN 50 YARDS RUSHING:**

18, vs. Georgia (9/13/08)

200+ YARDS RUSHING:

223, vs. South Carolina State (9/15/07)

300+ YARDS RUSHING:

356, vs. Vanderbilt (10/20/01)

500+ TOTAL NET YARDS:

501, at Tennessee (10/27/07)

600+ TOTAL NET YARDS:

656, vs. Vanderbilt (10/20/01)

50+ YARD RUN:

50, Mike Davis vs. NC State (8/28/08)

**The Last Time
an Opponent
Had...****TEAM...****LESS THAN 100 YARDS RUSHING:**

62, at Kentucky (10/11/08)

200+ YARDS RUSHING:

541, at Arkansas (11/3/07)

LESS THAN 100 YARDS PASSING:

90, at Vanderbilt (9/4/08)

400+ YARDS PASSING:

402, Florida (11/11/95)

LESS THAN 200 TOTAL NET YARDS:

138, vs NC State (8/2/08)

500+ TOTAL NET YARDS:

537, vs. Florida (11/10/07)

600+ TOTAL NET YARDS:

650, at Arkansas (11/3/07)

MISSED A PAT:

Kentucky (10/8/05)

MADE A 2-POINT CONVERSION:

vs Georgia (9/13/08)

MISSED A 2-POINT CONVERSION:

at North Carolina (10/13/07)

INDIVIDUAL...**350+ YARDS PASSING:**

386, Kevin Kolb, Houston (12/29/06)

400+ YARDS PASSING:

485, Eric Zeier, Georgia (9/3/94)

150+ YARDS RUSHING:

321, Darren McFadden, Arkansas (11/3/07)

163, Felix Jones Arkansas (11/3/07)

200+ YARDS RUSHING:

321, Darren McFadden, Arkansas (11/3/07)

250+ YARDS RUSHING:

321, Darren McFadden, Arkansas (11/3/07)

200+ YARDS RECEIVING:

201, Vincent Marshall, Houston (12/29/06)

50+ YARD RUN:

50, Ben Widmyer, Wofford (9/20/08)

50+ YARD RECEPTION:

52, Ben Widmyer to Justice Joslin, Wofford (9/20/08)

MADE 4 FIELD GOALS:

4, Brandon Coutu (9/8/07)

RUSHED FOR 4 TOUCHDOWNS:

4 Chad Jasmin, Clemson (11/21/03)

TWO PLAYERS WITH...**100+ YARDS RUSHING:**

at Arkansas, Darren McFadden (323) and Felix Jones (163) (11/3/07)

100+ YARDS RECEIVING:

Central Florida, Mike Walker (105) & Brandon Marshall (102), (9/1/05)

**Game
1**

South Carolina 34, North Carolina State 0
August 28, 2008 ♦ Columbia, S.C. ♦ 80,616 ♦ 81 degrees

COLUMBIA, S.C. (AP) -- South Carolina overcame four interceptions by first-time starter Tommy Beecher to give Steve Spurrier his 16th-straight opening game victory, 34-0 over North Carolina State on Thursday night.

Mike Davis and Taylor Rank had rushing touchdowns, and Dion LeCorn and Jared Cook caught TD passes from backup Chris Smelley to lift the Gamecocks and keep alive Spurrier's first-week streak which began in 1990 at Florida.

The Wolfpack, shutout 37-0 by Maryland to end last season, were held scoreless in consecutive games for the first time since 1956.

Beecher was given the job by Spurrier in April despite throwing three interceptions in South Carolina's closing spring scrimmage. Ever since, Spurrier has stood solidly in Beecher's corner repeating the junior would have a chance to go the distance for the Gamecocks this season.

Beecher looked shaky from the start. He was intercepted by Jimmaul Simmons less than three minutes in, then took the first of his five sacks to end South Carolina's next series.

Beecher was picked off twice more before the half. Spurrier finally showed his trademark fire, tossing his visor, headset and game notes after Beecher's third interception sailed over receiver Moe Brown and into the hands of Justin Byers.

Beecher finally left in the final quarter, with the Gamecocks citing a head injury.

Beecher finished 12 of 22 for 106 yards. He was two interceptions shy of the Gamecocks single-game mark, set by Glenn Morris in a 17-7 loss to Clemson in 1971.

Lucky for the Gamecocks' their defense was there to clean up the mess.

The group, headed by new coordinator Ellis Johnson, bottled up the Wolfpack throughout. North Carolina State had just 117 yards and eight first downs through three quarters.

The closest the Wolfpack came to scoring was Josh Czajkowski missing a 49-yard field goal attempt.

South Carolina linebacker Eric Norwood recovered a botched shotgun snap at the Wolfpack 9 right before halftime that led to Ryan Succop's 29-yard field goal and a 3-0 lead.


Then on the Wolfpack's second play after halftime, Carlos Thomas stepped in front of a Daniel Evans pass for an interception at the North Carolina State 9. Four plays later, Davis lept into the end zone.

Succop added a 46-yarder at the end of the third quarter.

That was more than enough points to hold off the Wolfpack.

Smelley made a push to regain the starting job he had for six games last season, leading three touchdown drives in the fourth quarter. His 5-of-5 performance included sharp scoring throws of 20 yards to LeCorn and 13 yards to Cook.

Davis finished with 101 yards, the senior's fourth career game of at least 100.



Scoring Summary

NCSU	0	0	0	0	-	0
USC	0	3	10	21	-	34

2nd Quarter

USC Succop 29-yard field goal (4 plays, 0 yards, TOP 1:25); 0:20

3rd Quarter

USC M. Davis 1-yard run (Succop kick) (4 plays, 9 yards, TOP: 2:03); 12:12

USC Succop 46-yard field goal (9 plays, 34 yards, TOP 4:22); 1:15

4th Quarter

USC LeCorn 20-yard pass from Smelley (Succop kick) (6 plays, 60 yards, TOP 3:11); 9:46

USC Rank 3-yard run (Succop kick) (5 plays, 69 yards, TOP 2:22); 6:53

USC J. Cook 13-yard pass from Smelley (Succop kick) (6 plays, 74 yards, 2:47); 3:32

Game Statistics

	NCSU	USC
First Downs	10	20
Rushing	6	7
Passing	3	12
Penalty	1	1
Net Yards Rushing	89	171
Rushing Attempts	37	42
Net Yards Passing	49	198
Cmp.-Att.-Int.	5-20-2	17-27-4
Total Offense Yards	138	369
Total Offense Plays	57	69
Fumbles: No.-Lost	3-2	1-0
Penalties: No.-Yards	4-35	7-58
Punts-Yards	6-256	3-137
Avg. Yards Per Punt	42.7	45.7
Punt Returns: No.-Yards	1-0	3-34
Kickoff Returns: No.-Yards	3-55	1-23
Interceptions: No.-Yards	4-48	2-10
Possession Time	25:03	34:57
Third Down Conversions	4-14	5-14
Fourth Down Conversions	0-1	3-3
Red Zone Scores-Chances	0-0	5-5
Sacks By: No.-Yards	5-16	2-14
PAT Kicks	0-0	4-4
Field Goals	0-1	2-2

RUSHING: NCSU: Brown 21-101; Underwood 8-24; Wilson 4-7; Evans 1-(-10); Team 3-(-33). **USC:** M. Davis 14-101; Rank 14-36; Beecher 12-25; Maddox 2-9.

PASSING: NCSU: Evans 4-12-2-37; Wilson 1-5-0-12; Beck 0-3-0-0. **USC:** Beecher 12-22-4-106; Smelley 5-5-0-92.

RECEIVING: NCSU: Spencer 3-27; Hill 1-12; Graham 1-10. **USC:** McKinley 6-37; M. Brown 2-47; M. Davis 2-31; LeCorn 2-31; F. Brown 2-21; J. Cook 2-19; J. Barnes 1-12.

PUNT RETURNS: NCSU: James 1-0. **USC:** Munnerlyn 3-34.

KICKOFF RETURNS: NCSU: Graham 2-42; Brown 1-13. **USC:** Culliver 1-23.

INTERCEPTION RETURNS: NCSU: Morgan 1-20; Simmons 1-20; Irving 1-9; Byers 1-(-1). **USC:** C. Thomas 1-10; Woodson 1-0.

**Game
2**

Vanderbilt 24, #24/24 South Carolina 17
September 4, 2008 ♦ Nashville, Tenn. ♦ 36,850 ♦ 79 degrees

NASHVILLE, TENN. (The State) -- After getting knocked off last year by the "sorriest team in the SEC," South Carolina players vowed they would not overlook Vanderbilt.

Maybe not, but the Gamecocks still haven't figured out how to beat the Commodores.

After falling behind 10-3 in the first half, Vandy stormed back for 21 second-half points Thursday to stun No. 24 USC 24-17 for the second year in a row before a black-clad crowd of 36,850 at Vanderbilt Stadium.

It turns out the Gamecocks (1-1, 0-1 in SEC) should have been in black, mourning another tough loss to the team that traditionally has been at the bottom of the SEC East standings.

Vanderbilt (2-0, 1-0) knocked off an SEC team in back-to-back seasons for the first time since 1998 and '99.

The opponent then: South Carolina, which was in the midst of a 1-21 stretch.

It was a tough 1-2 punch to the gut of Gamecocks coach Steve Spurrier, who had never lost to the Commodores before last season.

Trailing 24-10, the Gamecocks pulled within a score on Freddie Brown's first career touchdown — a 5-yard reception that made it 24-17 with 7:39 remaining.

Quarterback Chris Smelley had the big play on the drive — a career-long, 24-yard scramble on first-and-20 from the 50.

USC got the ball right back after Vanderbilt went three-and-out. After a short punt gave the Gamecocks the ball in Commodores territory, USC picked up a first down at the 34 yard line.

But the drive stalled when Vandy sacked Smelley on consecutive plays when the Commodores blitzed. Smelley almost escaped the rush on second down, but defensive tackle Greg Billinger got enough of Smelley to drop him for a 6-yard loss.

When Smelley went down for a 2-yard loss on third down, Spurrier elected to punt on fourth-and-18 from the USC 42-yard line, giving the Commodores possession at their 5 with 2:34 remaining.

After the defense forced a quick punt the previous series, Spurrier said he was hoping it would stop the run and give the Gamecocks one final shot.

But tailback Jared Hawkins carried five consecutive times for 24 yards and a pair of first downs, and Vandy ran out the clock.

The Gamecocks had a few special teams miscues — two missed field goals by Ryan Succop, the first of which was blocked, and a fluke fumble on a punt that hit the leg of Addison Williams.

USC played the final three quarters without All-SEC receiver Kenny McKinley, who left with an apparent hamstring injury. McKinley scored the Gamecocks' first touchdown on a 19-yard pass with six minutes left in the first quarter.

With McKinley out, the Gamecocks resorted to draw plays for tailback Mike Davis and passes to tight end Jared Cook, who set career highs with eight receptions for 111 yards.



Scoring Summary

USC	7	3	0	7	-	17
VU	0	3	14	7	-	24

1st Quarter

USC McKinley 19-yard pass from Smelley (Succop kick)
 (5 plays, 20 yards, TOP 2:34); 6:00

2nd Quarter

VU Hahnfeldt 19-yard field goal
 (9 plays, 28 yards, TOP: 4:50); 4:32
USC Succop 41-yard field goal
 (9 plays, 26 yards, TOP 4:32); 0:00

3rd Quarter

VU Barden 31-yard pass from Nickson (Hahnfeldt kick)
 (1 play, 31 yards, TOP 0:07); 10:14
VU Nickson 1-yard run (Hahnfeldt kick)
 (5 plays, 73 yards, TOP 1:40); 3:53

4th Quarter

VU Hawkins 13-yard run (Hahnfeldt kick)
 (8 plays, 68 yards, TOP 4:12); 9:28
USC F. Brown 5-yard pass from Smelley (Succop kick)
 (5 plays, 55 yards, TOP 1:49); 7:39

Game Statistics

	USC	VU
First Downs	18	15
Rushing	9	9
Passing	9	4
Penalty	0	2
Net Yards Rushing	92	135
Rushing Attempts	29	41
Net Yards Passing	233	90
Cmp.-Att.-Int.	23-39-2	8-13-0
Total Offense Yards	325	225
Total Offense Plays	68	54
Fumbles: No.-Lost	2-1	1-1
Penalties: No.-Yards	8-51	4-35
Punts-Yards	4-179	6-208
Avg. Yards Per Punt	44.8	34.7
Punt Returns: No.-Yards	2-5	2-21
Kickoff Returns: No.-Yards	4-115	2-39
Interceptions: No.-Yards	0-0	2-74
Possession Time	29:58	30:02
Third Down Conversions	6-15	2-10
Fourth Down Conversions	1-1	0-0
Red Zone Scores-Chances	2-2	3-3
Sacks By: No.-Yards	2-10	4-23
PAT Kicks	2-2	3-3
Field Goals	1-3	1-1

RUSHING: USC: M. Davis.18-80; Rank 4-6; Smelley 6-3; DiMarco 1-3. **VU:** Hawkins 17-64; Walker 1-29; Nickson 16-17; Graham 2-11; Team 1-(-1); Gaston 4-(-5).

PASSING: USC: Smelley 23-39-2-233. **VU:** Nickson 8-13-0-90.

RECEIVING: USC: J. Cook 8-111; LeCorn 4-40; M. Brown 3-27; McKinley 3-23; F. Brown 2-19; M. Davis 2-5; DiMarco 1-8. **VU:** Graham 3-21; Wheeler 2-17; Barden 1-31; Monahan 1-18; Miller 1-3.

PUNT RETURNS: USC: Munnerlyn 1-2; Team 1-3. **VU:** Moore 2-21.

KICKOFF RETURNS: USC: Culliver 3-91; Freeman 1-24. **VU:** Moore 2-39.

INTERCEPTION RETURNS: USC: None. **VU:** Spead 1-41; Langford 1-33.

**Game
3**

#2/2 Georgia 14, South Carolina 7
September 13, 2008 ♦ Columbia, S.C. ♦ 83,704 ♦ 92 degrees

COLUMBIA, S.C. (AP) -- The yards were tough to come by and the points even tougher for Georgia -- as usual when the Bulldogs play South Carolina.

But these Dawgs play big-time defense, too, and that's what kept them undefeated on Saturday.

Knowshon Moreno's sliding 4-yard touchdown run in the third quarter put the No. 2 Bulldogs ahead and the defense kept turning the Gamecocks back for a 14-7 victory.

Reshad Jones sealed the victory for the Bulldogs (3-0, 1-0 Southeastern Conference), intercepting South Carolina's Chris Smelley's pass with 13 seconds left inside the Georgia 10.

The Bulldogs had all offseason to remember how last September's 16-12 loss to South Carolina (1-2, 0-2) likely kept them from playing for the SEC and national titles.

For much of this one, it looked like the Gamecocks could do it again as the Bulldogs trailed 7-6 midway through the third quarter. Georgia had already muffed a scoring chance near the goal line, settling for Blair Walsh's 23-yard field goal after having a third-and-goal at the South Carolina 1.

Moreno, who finished with 79 yards on 20 carries, didn't squander the Bulldogs' next opportunity.

He ran left, then took a hard cut up the middle with his feet sliding out from under him. Moreno steadied himself with his right hand, then slipped through for his seventh touchdown of the year.

Stafford converted the 2-point try on a pass to Kris Durham and Georgia led 14-7.


Moreno's TD was the first Georgia's scored in the past eight quarters against the Gamecocks. South Carolina had three chances in the fourth quarter to tie things up.

The Gamecocks drove to Georgia's 2 midway through the period. But linebacker Rennie Curran smacked the ball free as tailback Mike Davis tried to leap the pile and it bounced into the arms of Georgia defensive back Asher Allen.

South Carolina got to Georgia 17 in the final minute before Smelley was intercepted by Jones to keep the Gamecocks winless against teams' ranked in the top two.

Georgia's first two series dissolved into punts. It had two scoring drives that took a combined 28 plays and ate up more than a quarter of the first half, but both ended with field goals.

But the Gamecocks finally got something going midway through the second quarter. Smelley found Moe Brown for a 19-yard gain to get inside Georgia territory. Two plays later, Brown slipped behind defender Ramarcus Brown for a 34-yard TD pass from Smelley.



Scoring Summary

UGA	0	6	8	0	-	14
USC	0	7	0	0	-	7

2nd Quarter

- UGA** Walsh 42-yard field goal (13 plays, 59 yards, TOP 6:30); 10:22
- USC** M. Brown 34-yard pass from Smelley (Succop kick) (5 plays, 62 yards, TOP: 1:40); 8:42
- UGA** Walsh 23-yard field goal (15 plays, 74 yards, TOP 8:42); 0:00

3rd Quarter

- UGA** Moreno 4-yard run (Durham pass from Stafford) (7 plays, 80 yards, TOP 3:42); 5:12

Game Statistics

	UGA	USC
First Downs	17	20
Rushing	8	3
Passing	7	10
Penalty	2	7
Net Yards Rushing	106	18
Rushing Attempts	35	16
Net Yards Passing	146	271
Cmp.-Att.-Int.	15-25-0	23-40-1
Total Offense Yards	252	289
Total Offense Plays	60	56
Fumbles: No.-Lost	2-0	1-1
Penalties: No.-Yards	11-112	6-60
Punts-Yards	6-299	5-208
Avg. Yards Per Punt	49.8	41.6
Punt Returns: No.-Yards	3-44	2-12
Kickoff Returns: No.-Yards	1-25	3-59
Interceptions: No.-Yards	1-0	0-0
Possession Time	35:13	24:47
Third Down Conversions	5-13	5-12
Fourth Down Conversions	0-0	0-1
Red Zone Scores-Chances	2-2	0-1
Sacks By: No.-Yards	2-15	4-31
PAT Kicks	0-0	1-1
Field Goals	2-2	0-0

RUSHING: UGA: Moreno 20-79; Stafford 8-15; King 3-7; Samuel 3-6; Team 1-(-1). **USC:** M. Davis 12-22; Maddox 1-4; Garcia 2-1; Smelley 1-(-9).

PASSING: UGA: Stafford 25-15-0-146. **USC:** Smelley 39-23-1-271; Garcia 1-0-0-0.

RECEIVING: UGA: Green 3-61; Massaquoi 2-17; Moreno 2-13; Samuel 2-11; Goodman 1-21; Durham 1-11; Troupe 1-1; Chandler 1-6; Wilson 1-2; Tripp 1-(-6). **USC:** M. Brown 7-130; M. Davis 4-15; LeCorn 4-5; J. Cook 3-68; Saunders 2-20; F. Brown 2-17; Baker 1-16.

PUNT RETURNS: UGA: Moreno 1-32; Allen 1-12. **USC:** Munnerlyn 2-12.

KICKOFF RETURNS: UGA: Brown 1-25. **USC:** Culiver 3-59.

INTERCEPTION RETURNS: UGA: Jones 1-0. **USC:** None.

**Game
4**

South Carolina 23, Wofford 13
September 20, 2008 ♦ Columbia, S.C. ♦ 76,599 ♦ 75 degrees

COLUMBIA, S.C. (AP) -- Quarterback Chris Smelley had 204 yards passing as South Carolina struggled before putting away Wofford 23-13 on Saturday night.

Playing a Football Championship Subdivision team was not the answer for South Carolina's offensive woes. The Gamecocks (2-2) managed just two touchdowns, and the crowd booed coach Steve Spurrier's offense twice in the second half when it settled for field goals.

South Carolina did gain 376 yards and never punted, but Smelley threw two interceptions and fumbled. Spurrier stuck with the sophomore the whole game, even after more boos rained down when he overthrew everyone in the end zone in the third quarter.

Coaching the Gamecocks has been a different world for the coach who brought the world the "Fun 'N Gun" at Florida, where Spurrier would beat teams in what used to be called Division I-AA by scores like 62-14 over Georgia Southern in 1996.

This one wasn't out of reach until the Gamecocks put together a grinding drive of nearly 6 minutes in the fourth quarter that ended with Smelley's 17-yard touchdown pass to Dion Lecorn put South Carolina ahead 23-13 with 1:58 to go.

The Terriers (2-1) never strayed from their patient option running game. They ran for 185 yards, well under their average of 400 yards. Fullback Dane Romero led the team with 75 yards on 17 carries, while quarterback Ben Widmyer ran 10 times for 59 yards and completed 8 of 13 passes for 100 yards.

Wofford gave South Carolina fits in 2006, when the Gamecocks had to stop the Terriers on fourth down at South Carolina's 10 to escape with a 27-20 win. The Terriers never led in that one.

On Saturday, they took a 7-3 lead early in the second quarter on Widmyer's 50-yard scoring run. Two Gamecocks defenders took the pitch man on the option, leaving Widmyer to scamper untouched into the end zone.

South Carolina responded with a quick drive that ended with three Brian Maddox runs, the last one 7 yards for a TD, to put the Gamecocks back ahead 10-7.


The Gamecocks moved the ball for most of the game, but struggled to get into the end zone. An 18-play, 75-yard drive ended with a 22-yard field goal from Ryan Succop that put South Carolina ahead 3-0.

Spurrier used several players who hadn't seen a lot of playing time this season. Freshman Eric Baker hadn't carried the ball before Saturday, but ended with 49 yards on 11 carries.

Maddox led the Gamecocks with 12 carries for 52 yards, while starting tailback Mike Davis caught six passes for 51 yards. South Carolina didn't have a passing play gain more than 20 yards.

The Gamecocks have lost to FCS teams before. The Citadel beat them 38-35 in 1990 and Furman won 28-23 in 1982.

Wofford is 1-11 against teams from the Football Bowl Subdivision, with the only win coming over Louisiana-Monroe in 2000. The Terriers did take home \$230,000 for making the trip to Williams-Brice Stadium.



Scoring Summary

WOF	0	7	3	3	-	13
USC	0	10	3	10	-	23

2nd Quarter

- USC** Succop 22-yard field goal (18 plays, 75 yards, TOP 7:38); 14:14
- WOF** Widmyer 50-yard run (Mugan kick) (7 plays, 79 yards, TOP: 3:24); 10:50
- USC** Maddox 7-yard run (Succop kick) (6 plays, 71 yards, TOP 2:40); 2:40

3rd Quarter

- WOF** Mugan 25-yard field goal (8 plays, 72 yards, TOP 3:57); 11:03
- USC** Succop 38-yard field goal (13 plays, 51 yards, TOP 5:26); 5:37

4th Quarter

- USC** Succop 19-yard field goal (10 plays, 48 yards, TOP 3:29); 14:56
- WOF** Mugan 36-yard field goal (14 plays, 57 yards, TOP 7:06); 7:50
- USC** LeCorn 17-yard pass from Smelley (Succop kick) (13 plays, 70 yards, TOP 5:52); 1:58

Game Statistics

	WOF	USC
First Downs	14	30
Rushing	11	16
Passing	3	11
Penalty	0	3
Net Yards Rushing	185	172
Rushing Attempts	43	42
Net Yards Passing	100	204
Cmp.-Att.-Int.	8-13-0	23-34-2
Total Offense Yards	285	376
Total Offense Plays	56	76
Fumbles: No.-Lost	0-0	1-1
Penalties: No.-Yards	4-37	4-35
Punts-Yards	3-85	0-0
Avg. Yards Per Punt	28.3	0.0
Punt Returns: No.-Yards	0-0	0-0
Kickoff Returns: No.-Yards	4-74	3-65
Interceptions: No.-Yards	2-0	0-0
Possession Time	28:53	31:07
Third Down Conversions	7-15	7-11
Fourth Down Conversions	1-2	1-1
Red Zone Scores-Chances	2-3	5-5
Sacks By: No.-Yards	2-15	1-7
PAT Kicks	1-1	2-2
Field Goals	2-3	3-3

RUSHING: WOF: Romero 17-75; Widmyer 10-59; Strickland 3-20; Rucker 4-14; Marshall 7-14; Davis 1-3; Scott 1-0. **USC:** Maddox 12-52; M. Davis 10-51; Baker 11-49; Smelley 7-17; M. Brown 1-5; Team 1-(2).

PASSING: WOF: Widmyer 13-8-0-100. **USC:** Smelley 33-23-2-204.

RECEIVING: WOF: Strickland 3-25; Joslin 1-52; Davitte 1-9; Reed 1-8; Allen 1-5; Romero 1-1. **USC:** M. Davis 6-51; J. Cook 4-48; M. Brown 3-31; LeCorn 3-22; Baker 3-18; Hills 2-23; Saunders 1-6; Maddox 1-5.

PUNT RETURNS: WOF: None. **USC:** None.

KICKOFF RETURNS: WOF: Rucker 4-74. **USC:** Culiver 3-65.

INTERCEPTION RETURNS: WOF: Niam 1-0; Scott 1-0. **USC:** None.

**Game
5**

South Carolina 26, UAB 13

September 27, 2008 ♦ Columbia, S.C. ♦ 78,286 ♦ 74 degrees

COLUMBIA, S.C. (AP) -- Stephen Garcia was 13-for-20 for 131 yards and ran for 86 more in the first significant action of his career, giving South Carolina's offense enough of a kick to beat UAB 26-13 on Saturday night.

Garcia came in on the second possession for the Gamecocks (3-2). Over the next five first half possessions, the redshirt freshman accounted for all but six of the Gamecocks' yards and either passed the ball or ran it on 26 of the next 32 plays.

South Carolina's defense took care of the rest, holding the Blazers (1-4) to 207 yards and forced three turnovers as the Gamecocks won back-to-back games for the first time since starting 6-1 last season.

Bobby Wallace ran six times for 51 yards, and Jason Barnes led the eight players for South Carolina who caught a pass with three receptions for 46 yards.

Joe Webb was 17-of-26 for 140 yards and two interceptions for UAB. He also was the Blazers' leading rusher with 22 yards on nine carries and a touchdown in the final moments. Brandon Carlisle had both of UAB's interceptions.

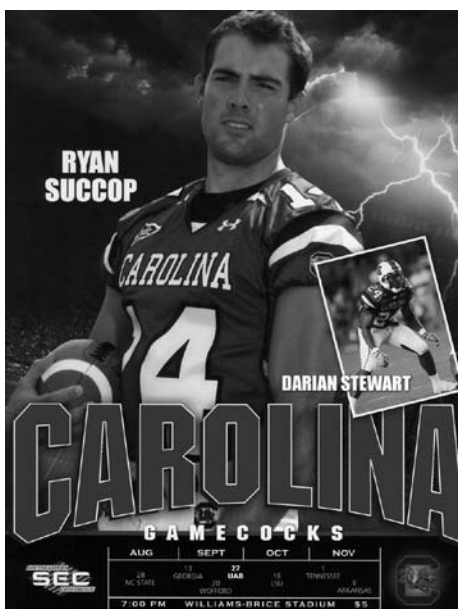
Even with Garcia's lift, the South Carolina offense still sputtered at times. Ryan Succop made all four of his field goals, a career best, and the Gamecocks scored 17 points less than the Blazers were giving up to fellow Football Bowl Subdivision foes coming into the game. They gained 353 yards, well below the 568 yards UAB had been allowing major college teams.

Garcia's biggest contribution to the offense is his mobility. Coach Steve Spurrier's prize 2007 recruit had 67 yards on 14 carries in the first half, much of them coming on scrambles when he couldn't find anyone open. His 6-yard touchdown run put South Carolina up 17-3 in the second quarter. He also completed nine of 12 passes in the opening half for 101 yards, including a 13-yard TD on a swing pass to running back Brian Maddox.

Garcia even had a little luck. His first two deep passes were badly thrown, but the Blazers were called for pass interference on the first one and a UAB interception was nullified by an offside penalty on the second long ball. After that, Spurrier rarely let the freshman throw more than 15 yards downfield. Garcia threw a pick in the third quarter on a badly thrown long ball on third-and-11, and Spurrier alternated starter Chris Smelley and third-string Tommy Beecher, who began the year as the starter, to finish the game.

Now Spurrier has to figure out who starts next week when South Carolina tries to break a six-game South-eastern Conference losing streak at Mississippi.

South Carolina's top 10 in the nation defense was again strong. UAB had just 26 total yards midway through the second quarter and had been penalized seven times for 55 yards. The Blazers didn't get a first down until 6:39 remained in the second quarter.



Scoring Summary

UAB	3	3	0	7	-	13
USC	10	10	3	3	-	26

1st Quarter

- USC** Succop 44-yard field goal (8 plays, 43 yards, TOP 2:49); 9:24
- UAB** Waters 38-yard field goal (4 plays, -2 yards, TOP: 1:17); 5:41
- USC** Maddox 13-yard pass from Garcia (Succop kick) (10 plays, 77 yards, TOP 4:57); 0:44

2nd Quarter

- USC** Garcia 5-yard run (Succop kick) (3 plays, 8 yards, TOP 1:32); 7:24
- UAB** Waters 38-yard field goal (12 plays, 59 yards, TOP 4:54); 2:30
- USC** Succop 48-yard field goal (10 plays, 48 yards, TOP 2:06); 0:24

3rd Quarter

- USC** Succop 26-yard field goal (8 plays, 36 yards, TOP 3:07); 7:55

4th Quarter

- USC** Succop 24-yard field goal (6 plays, 30 yards, TOP 2:18); 7:55
- UAB** Webb 1-yard run (Waters kick) (7 plays, 81 yards, TOP 1:59); 0:24

Game Statistics

	UAB	USC
First Downs	12	24
Rushing	3	10
Passing	7	10
Penalty	2	4
Net Yards Rushing	67	158
Rushing Attempts	25	45
Net Yards Passing	140	195
Cmp.-Att.-Int.	17-28-2	18-33-2
Total Offense Yards	207	353
Total Offense Plays	53	78
Fumbles: No.-Lost	1-1	1-1
Penalties: No.-Yards	9-75	6-55
Punts-Yards	6-270	2-88
Avg. Yards Per Punt	45.0	44.0
Punt Returns: No.-Yards	1-2	3-40
Kickoff Returns: No.-Yards	4-253	4-98
Interceptions: No.-Yards	2-16	2-21
Possession Time	25:01	34:59
Third Down Conversions	4-13	8-16
Fourth Down Conversions	0-0	0-1
Red Zone Scores-Chances	2-2	4-5
Sacks By: No.-Yards	4-22	0-0
PAT Kicks	1-1	2-2
Field Goals	2-2	4-4

RUSHING: UAB: Webb 9-22; Slaughter 6-19; Brooks 7-15; Mitchell 3-11. **USC:** Garcia 18-86; Wallace 6-51; Baker 8-26; Maddox 10-14; Smelley 1-(-9); Beecher 2-(-10).

PASSING: UAB: Webb 28-17-2-140. **USC:** Garcia 20-13-1-131; Smelley 9-3-1-44; Beecher 4-2-0-20.

RECEIVING: UAB: Slaughter 6-39; Harris 3-32; Anderson 2-15; Mitchell 2-13; Lankford 1-20; Carter 1-11; Johnson 1-5; Ferrell 1-5. **USC:** J. Barnes 3-46; M. Brown 3-32; Maddox 3-25; Clements 2-26; J. Cook 2-16; Hills 2-10; Saunders 1-23; DiMarco 1-9; Freeman 1-8.

PUNT RETURNS: UAB: Sanders 1-2. **USC:** Munerlyn 3-40.

KICKOFF RETURNS: UAB: Slaughter 2-40; Mitchell 1-28; Powers 1-17. **USC:** Culliver 4-98.

INTERCEPTION RETURNS: UAB: Carlisle 2-16. **USC:** Wilson 1-21; Woodson 1-0.

**Game
6**

South Carolina 31, Ole Miss 24
October 4, 2008 ♦ Oxford, Miss. ♦ 54,628 ♦ 73 degrees

OXFORD, MISS. (AP) -- On-again, off-again starter Chris Smelley threw three touchdown passes, South Carolina's No. 1 defense held Mississippi to a field goal in the second half and the Gamecocks beat the Rebels 31-24 on Saturday.

Given the starting job Thursday, Smelley completed 22 of 31 passes for a career-high 327 yards and led an 11-play, 95-yard drive midway through the fourth quarter to put away Ole Miss, which stumbled a week after knocking off then-No. 4 Florida.

The Rebels (3-3, 1-2 Southeastern Conference) appeared to take control early, but a pair of fumbles helped the Gamecocks (4-2, 1-2) earn a critical win that kept them from exiting the SEC East race in early October.

Smelley, who sat last week after coach Steve Spurrier chose to start Stephen Garcia, made several strong throws in the game and only one big mistake, a third-quarter interception that didn't hurt South Carolina.

After Smelley hit Jason Barnes with a touchdown pass on third-and-goal from the 20 early in the second quarter, Gamecocks defensive lineman Nathan Peppers scooped up Jevan Snead's fumble and returned it 29 yards for a 14-point swing in exactly a minute that gave South Carolina a 17-14 lead.

Ole Miss answered to take a 21-14 halftime lead on a 24-yard pass from Snead to Brandon Bolden, but another fumble in the second half turned the game for the Gamecocks.

Chris Culliver forced Dexter McCluster to fumble at the South Carolina 6 midway through the third quarter. Emmanuel Cook returned the fumble to the 42. It was McCluster's second critical fumble near the opponent's goal line in the last three games. A similar play at the 1 helped Vanderbilt beat Ole Miss two weeks ago.


Smelley was especially sharp on the ensuing drive, converting a pair of first downs with quarterback sneaks, including fourth-and-inches at the Ole Miss 10. That set up the second of his two touchdown passes to Barnes, a 6-yarder that put the Gamecocks up 24-21.

After Ole Miss downed the ball at the 5 following a punt on the ensuing drive, Smelley and tailback Mike Davis marched South Carolina down the field. Davis rushed for 28 yards on the drive and Smelley hit 5 of 6 passes for 54 yards, including a 4-yard touchdown pass to Joe Hills.

The Gamecocks were the nation's top defense entering the game, allowing 105 yards passing and 221 total yards per game coming in. But the Rebels surpassed both marks by halftime. Snead completed 12 of 15 passes for 154 yards by the break and the team added another 78 yards rushing, including 29 yards and a 5-yard touchdown by McCluster out of the Wild Rebel formation.

In the second half, however, a Gamecocks defense led by Cook's 14 tackles held the Rebels to 129 yards and a field goal.

Fittingly, South Carolina finished off the Rebels with Carlos Thomas' drive-ending interception in the final minute.



Scoring Summary

USC	3	14	7	7	-	31
UM	14	7	0	3	-	24

1st Quarter

- UM** Eason 8-yard run (Shene kick) (8 plays, 76 yards, TOP 3:05); 11:55
- USC** Succop 48-yard field goal (11 plays, 38 yards, TOP: 5:09); 6:46
- UM** McCluster 5-yard run (Shene kick) (11 plays, 72 yards, TOP 4:57); 1:49

2nd Quarter

- USC** J. Barnes 20-yard pass from Smelley (Succop kick) (6 plays, 71 yards, TOP 2:36); 14:07
- USC** Pepper 29-yard fumble recovery (Succop kick); 13:07
- UM** Bolden 24-yard pass from Snead (Shene kick) (8 plays, 65 yards, TOP 3:43); 5:58

3rd Quarter

- USC** J. Barnes 6-yard pass from Smelley (Succop kick) (10 plays, 42 yards, TOP 5:00); 1:51

4th Quarter

- USC** Hills 4-yard pass from Smelley (Succop kick) (11 plays, 95 yards, TOP 4:39); 8:37
- UM** Shene 37-yard field goal (14 plays, 55 yards, TOP 4:43); 3:48

Game Statistics

	USC	UM
First Downs	20	21
Rushing	10	8
Passing	10	11
Penalty	0	2
Net Yards Rushing	78	118
Rushing Attempts	35	33
Net Yards Passing	327	243
Cmp.-Att.-Int.	22-32-1	21-32-1
Total Offense Yards	405	361
Total Offense Plays	67	65
Fumbles: No.-Lost	1-0	3-2
Penalties: No.-Yards	7-54	2-20
Punts-Yards	1-9	3-128
Avg. Yards Per Punt	9.0	42.7
Punt Returns: No.-Yards	1-0	0-0
Kickoff Returns: No.-Yards	4-81	6-129
Interceptions: No.-Yards	1-6	1-(-1)
Possession Time	31:21	28:39
Third Down Conversions	7-13	7-13
Fourth Down Conversions	1-2	1-1
Red Zone Scores-Chances	4-5	3-4
Sacks By: No.-Yards	2-12	3-21
PAT Kicks	4-4	3-3
Field Goals	1-2	1-1

RUSHING: USC: M. Davis 19-73; Wallace 5-19; Team 2-(-4); Smelley 9-(-10). **UM:** McCluster 8-40; Bolden 10-36; Eason 10-29; Wallace 1-14; Snead 4-(-1).

PASSING: USC: Smelley 32-22-1-327. **UM:** Snead.32-21-1-243.

RECEIVING: USC: J. Barnes 7-76; McKinley 4-58; J. Cook 3-88; M. Brown 3-67; M. Davis 1-17; LeCorn 1-8; Saunders 1-6; Hills 1-4; Freeman 1-3. **UM:** McCluster 6-99; Hodge 4-47; Wallace 4-43; Bolden 3-29; Breaux 3-21; Harris 1-4.

PUNT RETURNS: USC: Munnerlyn 1-0. **UM:** None.

KICKOFF RETURNS: USC: Culliver 4-81. **UM:** Wallace 6-129.

INTERCEPTION RETURNS: USC: Thomas 1-6. **UM:** Brumfield 1-(-1).

**Game
7**

South Carolina 24, Kentucky 17
October 11, 2008 ♦ Lexington, Ky. ♦ 70,822 ♦ 73 degrees

LEXINGTON, KY. (AP) -- Captain Munnerlyn returned a blocked field goal 81 yards for a touchdown and set up another score with an 84-yard kickoff return as South Carolina defeated Kentucky 24-17, improving Steve Spurrier's record to 16-0 against the Wildcats.

South Carolina (5-2, 2-2) won its ninth consecutive meeting against Kentucky (4-2, 0-2), which came in with momentum after nearly upsetting Alabama in Tuscaloosa. Instead, the Wildcats' string of futility against Spurrier is the longest by any team against a single coach other than two losing streaks against Penn State's Joe Paterno.

The game, billed as a field position showdown between two of the Southeastern Conference's top defenses, lived up to that hype, at least until midway through the third quarter. That was when Spurrier, always quick with the hook on his quarterbacks, made a change that paid immediate dividends.

Stephen Garcia replaced a struggling Chris Smelley and led four consecutive drives into Wildcat territory, which the Gamecocks turned into 10 points. It could have been more if not for three missed second-half field goal attempts by Ryan Succop.

With the game tied at 17, South Carolina took the lead for good when Garcia found Weslye Saunders open in the end zone off a playaction pass from 8 yards out. The play was set up by a 38-yard post pattern from Garcia to Jason Barnes. Garcia completed 10 of 14 passes for 169 yards in limited duty.

Kentucky quarterback Mike Hartline got the ball back with an opportunity to tie the game, but an interception by Chris Culliver clinched it for the Gamecocks.

The teams combined for six turnovers. Kentucky's defense got three of its four takeaways in the first quarter yet still trailed by a touchdown at the beginning of the second.

First, Smelley appeared to connect with Kenny McKinley for an 8-yard gain, but Kentucky's Trevard Lindley ripped the ball out of his hands and took it 28 yards to put the Wildcats ahead 7-0.

It didn't take long for South Carolina to respond. Munnerlyn returned Tim Masthay's kickoff 84 yards and was stopped only when Masthay shoved him out of bounds at the Kentucky 16.

Given new life, this time Smelley threw the ball to a place only McKinley could get it--the corner of the end zone, tying the game at 7.

It was one of few highlights for Smelley, coming off an SEC offensive player of the week performance at Ole Miss. He completed 9 of 23 passes for 105 yards and two interceptions.

On South Carolina's next drive, McKinley broke Sterling Sharpe's South Carolina record with his 170th career reception but immediately coughed up the ball up again. It was recovered by Kentucky's Marcus McClinton.

After the teams combined for three turnovers, the Wildcats had a chance to grab momentum. But Ryan Tydlacka's 29-yard field goal attempt was blocked by Jordin Lindsey and returned 81 yards for a score by Munnerlyn.



Scoring Summary

USC	7	7	0	10	-	24
UK	7	10	0	0	-	17

1st Quarter

UK Lindley 28-yard interception return (Seiber kick); 4:33

USC McKinley 16-yard pass from Smelley (Succop kick) (1 play, 16 yards, TOP 0:06); 4:13

2nd Quarter

USC Munnerlyn 81-yard blocked field goal return (Succop kick); 13:36

UK Dixon 2-yard run (Seiber kick) (7 plays, 52 yards, TOP 2:49); 6:23

UK Tydlacka 51-yard field goal (9 plays, 45 yards, TOP 3:48); 0:04

4th Quarter

USC Succop 42-yard field goal (12 plays, 60 yards, TOP 4:30); 11:58

USC Saunders 7-yard pass from Garcia (Succop kick) (6 plays, 58 yards, TOP 2:32); 7:08

Game Statistics

	USC	UK
First Downs	16	13
Rushing	4	1
Passing	12	9
Penalty	0	3
Net Yards Rushing	74	62
Rushing Attempts	34	22
Net Yards Passing	274	156
Cmp.-Att.-Int.	19-37-2	24-44-2
Total Offense Yards	348	218
Total Offense Plays	71	66
Fumbles: No.-Lost	4-2	1-0
Penalties: No.-Yards	5-47	2-20
Punts-Yards	2-87	8-362
Avg. Yards Per Punt	43.5	45.2
Punt Returns: No.-Yards	4-(-1)	2-20
Kickoff Returns: No.-Yards	2-87	2-36
Interceptions: No.-Yards	2-43	2-34
Possession Time	30:43	29:18
Third Down Conversions	8-17	1-16
Fourth Down Conversions	0-0	0-1
Red Zone Scores-Chances	2-2	1-3
Sacks By: No.-Yards	1-7	4-17
PAT Kicks	3-3	2-2
Field Goals	1-5	1-3

RUSHING: USC: M. Davis 14-27; Garcia 6-22; Smelley 4-16; Wallace 5-10; McKinley 2-2; Baker 1-0; Team 1-(-3). **UK:** Locke 15-51; Cobb 2-9; Smith 2-4; Dixon 1-2; Hartline 2-(-4).

PASSING: USC: Smelley 23-9-2-105; Garcia 14-10-0-169. **UK:** Hartline 43-23-2-152; Cobb 1-1-0-4.

RECEIVING: USC: McKinley 7-88; J. Barnes 4-88; J. Cook 4-36; Saunders 2-20; Hills 1-24; M. Davis 1-18. **UK:** Locke 8-57; Cobb 8-53; Lyons 2-12; Adeyemi 2-7; Boyd 1-14; Drake 1-12; Grinter 1-3; Allen 1-(-2)

PUNT RETURNS: USC: Munnerlyn 4-(-1). **UK:** Cobb 2-20.

KICKOFF RETURNS: USC: Munnerlyn 1-84; DiMarco. **UK:** Locke 2-36.

INTERCEPTION RETURNS: USC: Culliver 2-43. **UK:** Lindley 1-28; Moore 1-6.