



# ALABAMA CRIMSON TIDE

## NOTES PACKAGE



12 NATIONAL CHAMPIONSHIPS

21 SEC CHAMPIONSHIPS

54 BOWL APPEARANCES

**GAME 9: ALABAMA CRIMSON TIDE (6-2) VS. LSU TIGERS (7-1)**  
**Nov. 3, 2007 -- Bryant-Denny Stadium (92,138) -- Tuscaloosa, Ala.**  
**4:07 p.m. -- CBS**

# Alabama Football

## SEC LEADERS MEET IN TUSCALOOSA

One of the most anticipated matchups of the 2007 college football season has finally arrived as the 17th-ranked University of Alabama football team hosts third-ranked LSU this Saturday, Nov. 3, at Bryant-Denny Stadium in Tuscaloosa. Alabama and LSU are tied for first place in the Southeastern Conference Western Division standings with identical 4-1 league records. The winner of this game controls its own destiny to the 2007 SEC Championship Game at the Georgia Dome in Atlanta on Dec. 1. The game also features Alabama head coach Nick Saban against one of his former teams. Saban was LSU's head coach from 2000-04 and led the Tigers to a 48-16 (.750) record and the 2003 BCS National Championship. The Alabama-LSU game will be televised nationally by CBS Sports with Verne Lundquist (play-by-play), Gary Danielson (analyst) and Tracy Wolfson (sideline reporter). The 62-station Crimson Tide Sports Network will also air the game on radio, beginning three hours prior to kickoff, with Eli Gold (play-by-play), Kenny Stabler (analyst) and Barry Krauss (sideline reporter). Alabama broadcasts are also available on Sirius Satellite Radio (channel 125). **Alabama (6-2, 4-1 SEC)** brings a three-game winning streak into Saturday's game with LSU. The Crimson Tide is coming off its only open date of the 2007 season and has not played since a 41-17 win over Tennessee at Bryant-Denny Stadium on Oct. 20. Junior quarterback John Parker Wilson completed 32-of-46 passes for 363 yards and three touchdowns as the UA offense rolled up 510 yards in the victory. Senior wide receiver DJ Hall caught a school record 13 passes for 185 yards and two touchdowns for the Crimson

Tide. Freshman defensive back Kareem Jackson was named the SEC Freshman of the Week after turning in his best game of the season, with eight tackles, two interceptions, two pass breakups and one tackle for loss. **LSU (7-1, 4-1 SEC)** is coming off a last-second win over Auburn at Tiger Stadium in Baton Rouge on Oct. 20. Matt Flynn's 22-yard pass to Demetrius Byrd with one second left in the game gave LSU the 30-24 win.

## THE HEAD COACHES

Alabama head football coach **Nick Saban (Kent State, 1973)** was named the school's 27th head coach on Jan. 3, 2007. Saban has compiled a 96-44-1 (.684) record as a college head coach. He led LSU to a 13-1 record and the BCS National Championship in 2003. He was 48-16 (.750) in his five years at LSU, including two SEC championships. Overall, Saban has coached three conference championship teams (1990 Mid-American, 2001 SEC and 2003 SEC) and eight of his 11 teams have played in post-season bowl games. Saban also has a wealth of coaching experience in the National Football League, serving as secondary coach (Houston, 1988-89), defensive coordinator (Cleveland, 1991-94) and head coach (Miami, 2005-06). Saban is 0-1 in his career against LSU, losing 45-26 at the 1995 Independence Bowl while at Michigan State. LSU head coach **Les Miles (Michigan, 1976)** is 57-26 (.688) in his seventh season as a collegiate head coach. Miles is an impressive 29-5 (.853) in his first three years at LSU, including back-to-back 11-win seasons in 2005 and 2006. Prior to LSU, Miles spent four years at Oklahoma State where he compiled a 28-21 (.571) record. From 1980-2000, Miles served as an assistant coach at Michigan (1980-81; 1987-94), Colorado (1982-86), Oklahoma State (1995-97) and with the Dallas Cowboys (1998-2000). He is 2-0 in his career against Alabama.

## NEXT GAME

Alabama returns to action next Saturday, No. 10, with a road game at Mississippi State in Starkville. The kickoff time has not been announced at this time.

## Quick Facts

### Alabama in the latest polls:

Associated Press	17
ESPN Coaches	18
Harris Interactive	17
BCS Standings	17

**ALABAMA QUICK NOTES:** Alabama is 8-2 in its last 10 games following an open date, including a seven-game winning streak ... Coach Nick Saban is 8-8 (.500) in his career after an open date, including a 6-3 (.667) mark at LSU ... Saban's team's are 12-4-1 (.735) in games in which the opponent is coming off an open date ... Alabama averaged 7.26 yards per play on first down against Ole Miss and Tennessee ... The Crimson Tide has scored on 13 of its last 23 offensive drives ... Alabama had 17 scoring drives of two minutes or less this season ... DJ Hall needs two touchdowns to tie the all-time mark of 18 held by Dennis Homan (1965-67) ... Alabama has scored on its opening possession six times this season, including four touchdowns and two field goals ... Alabama is 6-0 when scoring first this season ... John Parker Wilson is third all-time with 13 career 200-yard passing games ... The school record is 14 held by Brodie Croyle (2002-05) and Andrew Zow (1998-2001) ... Terry Grant has set freshman records for rushing attempts, rushing yards and touchdowns ... Alabama is 10-4-2 all-time on Nov. 3rd

## #17 Alabama (6-2, 4-1 SEC)

Date	Opponent	TV	Time/Score
9-1	Western Carolina	PPV	W, 52-6
9-8	at Vanderbilt	LFS	W, 24-10
9-15	(16) Arkansas	ESPN	W, 41-38
9-22	(22) Georgia	ESPN	L, 23-26 (OT)
9-29	*Florida State	CBS	L, 14-21
10-6	Houston (HC)	PPV	W, 30-24
10-13	at Ole Miss	LFS	W, 27-24
10-20	(20) Tennessee	LFS	W, 41-17
<b>11-3</b>	<b>(3) LSU</b>	<b>CBS</b>	<b>4:07 p.m.</b>
11-10	at Mississippi State		TBA
11-17	UL Monroe		TBA
11-24	at (16) Auburn		TBA

\* -- at Jacksonville, Fla.

## #3 LSU (7-1, 4-1 SEC)

Date	Opponent	TV	Time/Score
8-30	at Mississippi State	espn2	W, 45-0
9-8	Virginia Tech	ESPN	W, 48-7
9-15	Middle Tennessee	PPV	W, 44-0
9-22	South Carolina	CBS	W, 28-16
9-29	at Tulane	espn2	W, 34-9
10-6	(8) Florida	CBS	W, 28-24
10-13	at (18) Kentucky	CBS	L, 37-43 (3ot)
10-20	(19) Auburn	ESPN	W, 30-24
<b>11-3</b>	<b>at (17) ALABAMA</b>	<b>CBS</b>	<b>4:07 p.m.</b>
11-10	Louisiana Tech (HC)		TBA
11-17	at Ole Miss		TBA
11-23	Arkansas	CBS	1:30 p.m.

## WHAT'S INSIDE:

Topic	Page
2007 Alabama Football Media Services	2
2007 Crimson Tide Sports Network Media Services	3
NCAA, SEC Stats Leaders; Weekly Polls	4
Head Coach Nick Saban	5-8
Alabama Football Coaching Staff	9
Alabama Football History	10-11
2007 Alabama Football Notes	12-20
John Parker Wilson	21-24
DJ Hall	25-26
Terry Grant	27
Alabama-LSU Series	28-33
2007 Roster Breakdown	34-36
Alabama Offensive Notes	36-40
Alabama Defensive Notes	41-43
Alabama Special Teams Notes	43-44
Miscellaneous Notes	44-48
2007 Alabama Depth Chart	49
Game-By-Game Starters	50
Player Game-By-Game Statistics	51-61
2007 Opponent Schedules	62
Bryant-Denny Stadium	63-65
2007 Game Recaps	66-73

# ALABAMA MEDIA SERVICES (vs. LSU)

OCT. 29	OCT. 30	OCT. 31	NOV. 1	NOV. 2	NOV. 3	NOV. 4
11:30 A.M. <b>ALABAMA FOOTBALL MEDIA DAY</b> 3:30 P.M. PRACTICE	3:30 P.M. PRACTICE  6 P.M. PLAYER INTERVIEWS	3:30 P.M. PRACTICE  6 P.M. COACH SABAN INTERVIEWS  6:30 P.M. PLAYER INTERVIEWS	3:50 P.M. PRACTICE  NO MEDIA ACCESS	TBA PRACTICE  NO MEDIA ACCESS	LSU AT ALABAMA  4:07 PM  CBS SPORTS	OFF DAY  NO MEDIA ACCESS

## ALABAMA GAME WEEK MEDIA SCHEDULE

Here is the Crimson Tide's complete practice schedule for the week of the Alabama-LSU game.

Date	Time	Event
Monday, Oct. 29	11:30 a.m.	Alabama Football Media Day (Naylor Stone Media Room)  Coach Saban and selected players Listen-only teleconference: 1-800-973-1544
	3:30 p.m.	Practice at Thomas-Drew Practice Facility  CTSM Satellite Feed (15-minute feed) <b>Galaxy 12, Transponder 2, 11740 horizontal</b>
Tuesday, Oct. 30	3:30 p.m.	Practice at Thomas-Drew Practice Facility
	5:30 p.m.	Player Interviews (Naylor Stone Media Room)
Wednesday, Oct. 31	10:35 a.m.	Coach Saban on SEC Teleconference (1-877-381-5694)
	3:30 p.m.	Practice at Thomas-Drew Practice Facility
	6 p.m.	Coach Saban Post Practice Media Session
	6:20 p.m.	Player Interviews (Naylor Stone Media Room)
Thursday, Nov. 1	3:50 p.m.	Practice at Thomas-Drew Practice Facility (No Media Access)
	6:30-7 p.m.	"Hey Coach!" Live from Baumhower's Wings Sports Grille
	7-8 p.m.	"The Nick Saban Show" Coach Saban's weekly radio call-in show Live from Baumhower's Wings Sports Grille
Friday, Nov. 2	TBA	Alabama walk-thru (No Media Access)
Saturday, Nov. 3	4:07 p.m.	Alabama vs. LSU (CBS Sports)

**All times are central daylight time.**

### HELPFUL HINTS IN COVERING THE CRIMSON TIDE:

\*Media are allowed to watch the first two periods of practice on Monday, Tuesday and Wednesday.

\*Please contact Jeff Purinton (jpurinton@ia.ua.edu) or Corey Hoodjer (choodjer@ia.ua.edu) for all player interview requests.

## Media Relations Directory

### Media Relations Phone:

205-348-6084

### Media Relations Fax:

205-348-8841

### Mailing Address:

Box 870391  
Tuscaloosa, AL 35487-0391

### Overnight Address:

1201 Coliseum Drive  
Coleman Coliseum, Room 170A  
Tuscaloosa, AL 35487

### Internet Addresses:

www.rolltide.com  
www.crimsontradition.com  
www.coachsaban.net

Associate Director of Athletics  
for Media Relations:

**Doug Walker**  
Work: 348-7245  
Cell: 310-8682  
e-mail: dwalker@ia.ua.edu

Associate Director of Athletics  
for Football Media Relations:

**Jeff Purinton**  
Work: 348-3631  
Cell: 535-6889  
e-mail: jpurinton@ia.ua.edu

Associate Directors of Media Relations:

**Becky Hopf**  
Work: 348-5401  
Cell: 242-8546  
e-mail: bhopf@ia.ua.edu

### Roots Woodruff

Office: 348-2088  
Cell: 394-2758  
e-mail: rwoodruff@ia.ua.edu

Assistant Directors of Media Relations:

**Barry Allen**  
Office: 348-8836  
Cell: 394-2153  
e-mail: ballen@ia.ua.edu

### Corey Hoodjer

Office: 348-7496  
Cell: (515) 451-9670  
e-mail: choodjer@ia.ua.edu

Media Relations Interns:

**Jason Kirksey**  
Office: 348-7476  
Cell: (251) 370-8258  
e-mail: jkirksey@ia.ua.edu

### Lindsay Frantz

Office: 348-7486  
e-mail: lfrantz@ia.ua.edu

Athletic Photographer:

**Kent Gidley**  
Work: 348-2301  
Cell: 239-6455  
e-mail: kgidley@ia.ua.edu

# CRIMSON TIDE SPORTS NETWORK

The multimedia rights holder for the University of Alabama is **Crimson Tide Sports Marketing**. CTSM is a joint venture of Learfield Communications of Jefferson City, Mo., and International Sports Properties, based in Winston Salem, N.C. Michael Alford serves as the network's general manager. Tom Roberts is the Director of Broadcasting. CTSM may be reached by calling 205-348-9600.

## Alabama Football on Radio and TV

**Live Radio:** Crimson Tide Sports Network (60-plus stations)  
SIRIUS Satellite Radio (Channel TBA)

**Live TV:** CBS Sports w/Verne Lundquist, Gary Danielson and Tracy Wolfson

**Replay TV:** Chris Stewart, Tyler Watts and Barry Krauss  
**CSS** (Sunday, 3 p.m.), **WOTM** (Birmingham, Sunday, TBA), **WVUA** (Tuscaloosa, Saturday, 11 p.m.), **WZDX** (Huntsville, Saturday, 11 p.m.), **WPMI** (Mobile, Sunday, 7 p.m.), **WNCF** (Montgomery, Sunday, TBA) and **WYAM** (Decatur, Sunday, TBA).

## CTSM Media Services (vs. LSU)

### Monday, Oct. 29

3:30 p.m. CTSM Weekly Satellite Feed  
Galaxy 17, Transponder 2 (11740 horizontal)

### Saturday, Nov. 3

1 p.m. (CDT) Alabama Pregame with Eli Gold, Kenny Stabler, Barry Krauss and Tom Roberts from Bryant-Denny Stadium and the Quad

4:07 p.m. (CDT) Alabama vs. LSU

7:30 p.m. (After the game) Regions Bank 5th Quarter Show; Post-game interviews from the Alabama locker room; Roberts and Stewart wrap up the game with stats and highlights; UA Post-Game Party live at Baumhower's Wings Sports Grille (home games only)

## Alabama Football Gameday Events

### Saturday, November 3

1 p.m. **Kickoff on the Quad**  
CTSM's "Kickoff on the Quad" returns with The Crimson Tide Football Tailgate Show, interactive games, autograph guests and food vendors.

Alabama Power Autograph Tent: TBA

**Parking Info:** [www.uagameday.com](http://www.uagameday.com)

## 2007 ALABAMA FOOTBALL AFFILIATES

Anniston	WHMA-FM 95.5
Apalachicola, Fla.	WFCT-FM 105.5
Arab	WAFN-FM 92.7
Birmingham	WZRR-FM 99.5
	WJOX-AM 690
	WAPI-AM 1070
Brewton	WKNU-FM 106.3
Butler	WPRN-FM 107.7
Centre	WRHY-FM 105.9
Clanton	WKLF-AM 980
	WHPH-FM 97.7
Columbus, Ga.	WEAM-AM 1580
Corinth, Miss.	WADI-FM 95.3
Cullman	WFMH-AM 1340
Decatur	WWTM-AM 1400
Dothan	WAGF-AM 1320
	WAGF-FM 101.3
Eufaula	WRVX-FM 97.9
Fayette	WLX-AM 990
Florence	WYTK-FM 93.9
Ft. Walton Beach, Fla.	WBAU-AM 1400
Gadsden	WAAX-AM 570
Georgiana	WFXX-FM 107.7
Haleyville	WJBB-AM 1230
	WJBB-FM 92.7
Hattiesburg, Miss.	WHSY-AM 950
Huntsville	WUMP-AM 730
	WVNN-AM 770
	WVNN-FM 92.5
Jackson, Ala.	WRJX-AM 1230
	WBMH-FM 106.1
Jacksonville, Fla.	WIOJ-AM 1010
Jasper	WIXI-AM 1360
Linden	WINL-FM 98.5
McComb, Miss.	WHNY-AM 1250
Meridian, Miss.	WZKR-FM 103.3
Mobile	WZEW-FM 92.1
	WNSP-FM 105.5
Monroeville	WMFC-AM 1360
	WMFC-FM 99.3
Montgomery	WAFX-FM 95.1
	WMSP-AM 740
Oneonta	WCRL-AM 1570
	WKLD-FM 97.7
Opp	WAMI-AM 860
	WAMI-FM 102.3
Panama City, Fla.	WBPC-FM 95.1
Pell City	WFHK-AM 1430
Russellville	WGOL-AM 920
Scottsboro	WKEA-FM 98.3
	WWIC-AM 1050
Selma	WHBB-AM 1490
	WDXX-FM 100.1
Spartanburg, S.C.	WASC-AM 1530
Sylacauga	WFEB-AM 1340
Tallasse	WACQ-AM 1130
Tuscaloosa	WZBQ-FM 94.1
	WRTR-FM 105.9
	WACT-AM 1420
West Point, Ga.	WCJM-FM 100.9
Winfield	WKXM-AM 1300
	WKXM-FM 97.7

### Nick Saban TV Show Affiliates

Birmingham	WVTM (Sunday, 10:30 p.m.)
	WOTM (Monday, 6:30 p.m.)
Huntsville	WZDK (Sunday, 9 p.m.)
Mobile	WJTC (Sunday, 6:30 p.m.)
Dothan	WTVY (Sunday, 10:30 p.m.)
Montgomery	WNFC (Sunday, 10 p.m.)
Tuscaloosa	WVUA (Monday, 6:30 p.m.)
Others:	CSS (Tuesday, 4:30 p.m.)

## ALABAMA - NCAA/SEC STATS

### 2007 NCAA TEAM STATS

Scoring Offense	31.5 (39th)
Scoring Defense	20.75 (33rd)
Rushing Offense	170.0 (44th)
Rushing Defense	131.38 (41st)
Passing Offense	243.63 (46th)
Passing Defense	223.63 (60th)
Pass Efficiency Offense	121.56 (74th)
Pass Efficiency Defense	115.32 (33rd)
Total Offense	413.63 (44th)
Total Defense	355.0 (46th)
Kickoff Returns	21.07 (68th)
Punt Returns	16.47 (7th)
Net Punting	33.9 (74th)
Turnover Margin	1.00 (11th)

### 2007 SEC TEAM STATS

Scoring Offense	31.5 (5th)
Scoring Defense	20.75 (6th)
Rushing Offense	170.0 (5th)
Rushing Defense	131.38 (5th)
Passing Offense	243.63 (4th)
Passing Defense	223.63 (9th)
Pass Efficiency Offense	121.56 (7th)
Pass Efficiency Defense	115.32 (6th)
Total Offense	413.63 (5th)
Total Defense	355.0 (8th)
Kickoff Returns	21.07 (9th)
<b>Punt Returns</b>	<b>16.47 (1st)</b>
Net Punting	33.9 (10th)
Turnover Margin	1.00 (2nd)

### 2007 NCAA INDIVIDUAL STATS

Rushing:	Terry Grant, 87.13 (47th)
Pass Efficiency:	John Parker Wilson, 119.36 (76th)
Total Offense:	John Parker Wilson, 243.0 (42nd)
Receptions Per Game:	DJ Hall, 6.25 (t31st)
Receiving Yards:	DJ Hall, 95.5 (16th)
Field Goals:	Leigh Tiffin, 1.88 (t7th)
Scoring:	Leigh Tiffin, 8.88 (t32nd)
Punting:	P.J. Fitzgerald, 39.0 (89th)
Punt Returns:	Javier Arenas, 16.06 (11th)
Kickoff Returns:	Javier Arenas, 25.27 (43rd)
Interceptions:	Rashad Johnson, 0.50 (t17th)
Sacks:	Wallace Gilberry, 0.50 (t84th)
Tackles for Loss:	Wallace Gilberry, 1.50 (t5th)

### 2007 SEC INDIVIDUAL STATS

Rushing:	Terry Grant, 87.13 (47th)
	Glen Coffee, 59.0 (13th)
Pass Efficiency:	John Parker Wilson, 119.36 (8th)
Total Offense:	John Parker Wilson, 243.0 (4th)
	Terry Grant, 87.13 (19th)
Receptions Per Game:	DJ Hall, 6.25 (2nd)
	Matt Caddell, 3.38 (18th)
	Mike McCoy, 2.88 (22nd)
<b>Receiving Yards:</b>	<b>DJ Hall, 95.5 (1st)</b>
	Matt Caddell, 32.13 (24th)
<b>Field Goals:</b>	<b>Leigh Tiffin, 1.88 (t1st)</b>
Scoring:	Leigh Tiffin, 8.88 (5th)
	Terry Grant, 6.0 (17th)
Punting:	P.J. Fitzgerald, 39.0 (9th)
Punt Returns:	Javier Arenas, 16.06 (2nd)
Kickoff Returns:	Javier Arenas, 25.27 (6th)
Interceptions:	Rashad Johnson, 0.50 (t3rd)
	Simeon Castille, 0.25 (t9th)
	Kareem Jackson, 0.25 (t9th)
Sacks:	Wallace Gilberry, 0.50 (t7th)
Tackles for Loss:	Wallace Gilberry, 1.50 (4th)
	Ezekial Knight, 0.81 (t20th)

## Associated Press Top 25

Rk	Team	Record	Pts	PVS
1.	Ohio State (59)	9-0	1,615	1
2.	Boston College (1)	8-0	1,501	2
<b>3.</b>	<b>LSU (3)</b>	<b>7-1</b>	<b>1,478</b>	<b>3</b>
4.	Oregon	7-1	1,417	5
5.	Oklahoma	7-1	1,365	4
6.	Arizona State (2)	8-0	1,310	7
7.	West Virginia	7-1	1,286	6
8.	Kansas	8-0	1,164	12
9.	Missouri	7-1	1,121	13
<b>10.</b>	<b>Georgia</b>	<b>6-2</b>	<b>949</b>	<b>20</b>
11.	Virginia Tech	6-2	823	8
12.	Hawaii	8-0	776	16
13.	USC	6-2	742	9
14.	Texas	7-2	728	17
15.	Michigan	7-2	726	19
16.	Connecticut	7-1	555	NR
<b>17.</b>	<b>ALABAMA</b>	<b>6-2</b>	<b>547</b>	<b>22</b>
18.	Florida	5-3	532	9
<b>19.</b>	<b>Auburn</b>	<b>6-3</b>	<b>530</b>	<b>23</b>
20.	South Florida	6-2	392	11
21.	Wake Forest	7-1	259	NR
	Boise State	7-1	259	NR
23.	South Carolina	6-3	196	15
<b>24.</b>	<b>Tennessee</b>	<b>5-3</b>	<b>165</b>	<b>NR</b>
25.	Clemson	6-2	146	NR

**Others Receiving Votes:** Wisconsin 132, California 131, Kentucky 123, Virginia 33, Penn State 30, Purdue 22, Brigham Young 22, Troy 13, Kansas State 12, UCLA 11, Oklahoma State 5, Illinois 4, New Mexico 4, Rutgers 1.

## USA Today/Coaches Top 25

Rk	Team	Record	Pts	PVS
1.	Ohio State (56)	9-0	1,495	1
2.	Boston College (3)	8-0	1,414	2
<b>3.</b>	<b>LSU</b>	<b>7-1</b>	<b>1,324</b>	<b>3</b>
4.	Oregon (1)	7-1	1,280	5
5.	Oklahoma	7-1	1,269	4
6.	Arizona State	8-0	1,221	7
7.	West Virginia	7-1	1,177	6
8.	Kansas	8-0	1,108	10
9.	Missouri	7-1	983	13
<b>10.</b>	<b>Georgia</b>	<b>6-2</b>	<b>791</b>	<b>19</b>
11.	Hawaii	8-0	769	14
12.	Texas	7-2	753	16
13.	Virginia Tech	6-2	736	9
14.	Michigan	7-2	701	21
15.	USC	6-2	679	8
<b>16.</b>	<b>Auburn</b>	<b>6-3</b>	<b>454</b>	<b>23</b>
17.	Florida	5-3	451	11
<b>18.</b>	<b>ALABAMA</b>	<b>6-2</b>	<b>439</b>	<b>24</b>
19.	Wisconsin	7-2	422	25
20.	Connecticut	7-1	419	NR
21.	South Florida	6-2	291	12
22.	Boise State	7-1	218	NR
23.	Kentucky	6-3	159	15
24.	Clemson	6-2	145	NR
25.	South Carolina	6-3	131	17

**Others Receiving Votes:** Virginia 119, California 118, Wake Forest 115, Purdue 107, Tennessee 64, Penn State 53, Illinois 21, Kansas State 20, Brigham Young 13, Oklahoma State 11, Cincinnati 8, Texas Tech 8, Vanderbilt 4, Houston 4, Colorado 2, Florida State 2, Oregon State 2.

## Harris Interactive

Rk	Team	Record	Pts	PVS
1.	Ohio State (114)	9-0	2850	1
2.	Boston College	8-0	2665	2
<b>3.</b>	<b>LSU</b>	<b>7-1</b>	<b>2568</b>	<b>3</b>
4.	Oklahoma	7-1	2451	4
5.	Oregon	7-1	2433	5
6.	Arizona State	8-0	2291	8
7.	West Virginia	7-1	2232	6
8.	Kansas	8-0	2047	11
9.	Missouri	7-1	1923	13
10.	Hawaii	8-0	1640	14
11.	Texas	7-2	1514	16
<b>12.</b>	<b>Georgia</b>	<b>6-2</b>	<b>1507</b>	<b>19</b>
13.	USC	6-2	1312	7
14.	Virginia Tech	6-2	1286	10
15.	Michigan	7-2	1283	21
16.	Florida	5-3	921	9
<b>17.</b>	<b>ALABAMA</b>	<b>6-2</b>	<b>891</b>	<b>24</b>
<b>18.</b>	<b>Auburn</b>	<b>6-3</b>	<b>844</b>	<b>23</b>
19.	Connecticut	7-1	829	NR
20.	South Florida	6-2	602	12
21.	Wisconsin	7-2	572	NR
22.	Boise State	7-1	394	NR
23.	South Carolina	6-3	322	17
24.	Kentucky	6-3	284	15
25.	Wake Forest	6-2	272	NR

**Others Receiving Votes:** Cal 250; Virginia 203; Purdue 194; Clemson 169; Tennessee 127; Penn State 63; UCLA 24; Cincinnati 15; Illinois 15; Kansas State 10; Rutgers 10; BYU 7; Oregon State 5; Texas Tech 5; Troy 5; Air Force 4; Arkansas 4; Oklahoma State 3; Colorado 2; Texas A&M 2

## BCS Standings

Rk	Team	Record	Pts	PVS
1.	Ohio State	9-0	.9756	1
2.	Boston College	8-0	.9559	2
<b>3.</b>	<b>LSU</b>	<b>7-1</b>	<b>.8879</b>	<b>3</b>
4.	Arizona State	8-0	.8390	4
5.	Oregon	7-1	.8390	5
6.	Oklahoma	7-1	.7920	6
7.	West Virginia	7-1	.7759	7
8.	Kansas	8-0	.7723	9
9.	Missouri	7-1	.6100	13
<b>10.</b>	<b>Georgia</b>	<b>6-2</b>	<b>.5820</b>	<b>18</b>
11.	Virginia Tech	6-2	.5240	8
12.	Michigan	7-2	.4258	20
13.	Connecticut	7-1	.3201	23
14.	Hawaii	8-0	.3627	17
15.	Texas	7-2	.3444	19
<b>16.</b>	<b>Auburn</b>	<b>6-3</b>	<b>.3296</b>	<b>22</b>
<b>17.</b>	<b>ALABAMA</b>	<b>6-2</b>	<b>.3251</b>	<b>24</b>
18.	South Florida	6-3	.3217	10
19.	USC	6-2	.3177	12
20.	Florida	5-3	.3146	11
21.	Wisconsin	7-2	.1607	NR
22.	Boise State	7-1	.1545	NR
23.	Virginia	7-2	.1535	15
24.	Wake Forest	6-2	.1407	NR
25.	Clemson	6-2	.1353	NR

Alabama opponents listed in boldface.

# ALABAMA HEAD COACH NICK SABAN

## NICK SABAN FILE

**Born:** Oct. 31, 1951  
Fairmont, West Virginia

**Wife:** Terry

**Children:** Nicholas and Kristen

**Education:** Kent State  
Bachelor's Degree  
Business (1973)

Kent State  
Master's Degree  
Sports  
Administration (1975)

### Previous Coaching Experience:

Miami Dolphins Head Coach (2005-06)

LSU Head Coach (2000-04)

Michigan State Head Coach (1995-99)

Cleveland Browns Secondary (1991-94)

Toledo Head Coach (1990)

Houston Oilers Secondary (1988-89)

Michigan State Defensive Coordinator  
Secondary (1983-87)

## YEAR-BY-YEAR RECORD

### Toledo (9-2, .818)

Year	Overall	Conference	Notes
1990	9-2	7-1	MAC Champs

### Michigan State (34-24-1, .585)

Year	Overall	Conference	Notes
1995	6-5-1	4-3-1	Independence Bowl
1996	6-6	5-3	Sun Bowl
1997	7-5	4-4	Aloha Bowl
1998	6-6	4-4	
1999	9-2	6-2	2nd Place Big Ten

### LSU 48-16 (.750)

Year	Overall	Conference	Notes
2000	8-4	5-3	Peach Bowl
2001	10-3	5-3	SEC Champions Sugar Bowl
2002	8-5	5-3	SEC West Champs
2003	13-1	7-1	BCS National Champs SEC Champs; Sugar Bowl
2004	9-3	6-2	Outback Bowl

### Miami Dolphins (15-17, .469)

Year	Overall	Conference	Notes
2005	9-7		Dolphins 5-game improvement was among NFL's best
2006	6-10		

### Alabama (6-2, .750)

Year	Overall	Conference	Notes
2007	6-2	4-1	

## ALABAMA HEAD FOOTBALL COACH NICK SABAN

\*Saban brings a 97-44-1 (.687) record as a college head coach into this week's game. He has three conference championships and eight of his teams have played in post-season bowl games. He is 32-13 (.711) in SEC games, which ranks as the sixth best winning percentage in league history.

\*His most recent college head coaching stint, a five-season run at LSU, produced a record of 48-16 (.750), one national championship (2003), two Southeastern Conference championships, three SEC West Division championships, and a 3-2 record in bowl games including two Sugar Bowl victories and a Peach Bowl win. The Tigers constructed a 28-12 (.700) record against SEC opponents under Saban's guidance. He was named the 2003 National Coach of the Year by the Associated Press and earned both the Paul W. "Bear" Bryant National Coach of the Year Award and the Eddie Robinson Coach of the Year Award by the Football Writers Association of America. Saban was named SEC Coach of the Year twice (by the Birmingham News in 2001 and by the Associated Press in 2003).

\*Saban served as head coach at Michigan State from 1995-99, his second stint at the East Lansing school as he also spent 1983-87 as the Spartans' defensive coordinator/secondary coach. After playing in just one bowl game in the previous four years, Michigan State made four postseason appearances in Saban's five years at the helm. Saban led MSU to a 34-24-1 (.585) record as head coach.

\*In 1999, Saban led his final Spartans team to a No. 7 national ranking as MSU finished in a tie for second in the Big Ten. The Spartans defeated Notre Dame, Michigan, Ohio State and Penn State in the same year for the first time since 1965 and recorded six wins at home for the first time since the 1912 season. The Spartans' performance that year landed them a spot in the Citrus Bowl. The Spartans led the Big Ten in rushing defense (77.0 yards per game) and total defense (299.0 yards per game) while ranking fifth nationally in rushing defense and 11th in total defense. The Michigan State offense averaged 31.0 points per game.

\*Saban's first head coaching position came at the University of Toledo in 1990, as he guided the Rockets to a record of 9-2 that year, finishing as co-champions of the Mid-American Conference. The Rockets ranked among the NCAA leaders in both total defense (12th at 284.8 yards) and scoring defense (16th at 16.2 points), and missed posting an undefeated record by a mere five points.

\*A native of Fairmont, W.Va., Saban is a 1973 graduate of Kent State University where he earned a bachelor's degree in business. He earned a master's degree in sports administration from Kent State in 1975. Born October 31, 1951, Saban and his wife, the former Terry Constable, have two children, Nicholas and Kristen.

Saban also is a published author. He co-authored "Tiger Turnaround" in 2001, a book documenting his first two years as head coach at LSU, and co-authored "How Good Do You Want to Be" in 2005, a book that offers real-life principles for success at work and at home.

\*Saban and his wife, Terry, supported several charitable and civic projects in Louisiana. The largest of those efforts was with the Children's Miracle Network, for which Terry and Nick raised more than \$100,000 a year for children. At Michigan State, Saban started the "Nick's Kids" Foundation, which the Sabans continue here in Tuscaloosa.

# NICK SABAN YEAR-BY-YEAR RESULTS

## TOLEDO (1990: 9-2, 7-1 MAC)

Date	Opponent	Score
9-8	at Miami, Ohio	W, 20-14
9-15	Northern Illinois	W, 23-14
9-22	at Ball State	W, 28-16
9-29	at Ohio	W, 27-20
10-6	Eastern Michigan	W, 37-23
10-13	Bowling Green	W, 19-13
10-20	at Central Michigan	L, 13-12
10-27	Kent State	W, 28-14
11-3	at Western Michigan	W, 37-9
11-10	Navy	L, 14-10
11-17	Arkansas State	W, 43-28

## MICHIGAN STATE (1995: 6-5-1, 4-3-1 Big 10)

Date	Opponent	Score
9-9	Nebraska	L, 50-10
9-16	at Louisville	W, 30-7
9-23	at Purdue	T, 35-35
9-30	Boston College	W, 25-21
10-7	Iowa (HC)	L, 21-7
10-14	at Illinois	W, 27-21
10-21	Minnesota	W, 34-31
10-28	at Wisconsin	L, 45-14
11-4	Michigan	W, 28-25
11-11	at Indiana	W, 31-13
11-25	Penn State	L, 24-20
12-29	LSU (Independence Bowl)	L, 45-26

## MICHIGAN STATE (1996: 6-6, 5-3 Big 10)

Date	Opponent	Score
8-31	Purdue	W, 52-14
9-7	at Nebraska	L, 55-14
9-21	Louisville	L, 30-20
9-28	Eastern Michigan	W, 47-0
10-5	at Iowa	L, 37-30
10-12	Illinois (HC)	W, 42-14
10-19	at Minnesota	W, 27-9
10-26	Wisconsin	W, 30-13
11-2	at Michigan	L, 45-29
11-9	Indiana	W, 38-15
11-23	at Penn State	L, 32-29
12-31	Stanford (Sun Bowl)	L, 38-0

## MICHIGAN STATE (1997: 7-5, 4-4 Big 10)

Date	Opponent	Score
9-6	Western Michigan	W, 42-10
9-13	Memphis	W, 51-21
9-20	at Notre Dame	W, 23-7
10-4	Minnesota (HC)	W, 31-10
10-11	at Indiana	W, 38-6
10-18	at Northwestern	L, 19-17
10-25	Michigan	L, 23-7
11-1	Ohio State	L, 37-13
11-8	at Purdue	L, 22-21
11-22	at Illinois	W, 27-17
11-29	Penn State	W, 49-14
12-25	Washington (Aloha Bowl)	L, 51-23

## MICHIGAN STATE (1998: 6-6, 4-4 Big 10)

Date	Opponent	Score
8-29	Colorado State	L, 23-16
9-5	at Oregon	L, 48-14
9-12	Notre Dame	W, 45-23
9-26	at Michigan	L, 29-17
10-3	Central Michigan	W, 38-7
10-10	Indiana (HC)	W, 38-31 (2 OT)
10-24	at Minnesota	L, 19-18
10-31	Northwestern	W, 29-5
11-7	at Ohio State	W, 28-24
11-14	Purdue	L, 25-24
11-21	Illinois	W, 41-9
11-28	at Penn State	L, 51-28

## MICHIGAN STATE (1999: 9-2, 6-2 Big 10)

Date	Opponent	Score
9-2	Oregon	W, 27-20
9-11	Eastern Michigan	W, 51-7
9-18	at Notre Dame	W, 23-13
9-25	at Illinois	W, 27-10
10-2	Iowa (HC)	W, 49-3
10-9	Michigan	W, 34-31
10-16	at Purdue	L, 52-28
10-30	at Wisconsin	L, 40-10
11-6	Ohio State	W, 23-7
11-13	at Northwestern	W, 34-0
11-20	Penn State	W, 35-28

## LSU (2000: 8-4, 5-3 SEC)

Date	Opponent	Score
9-2	Western Carolina	W, 58-0
9-9	Houston	W, 28-13
9-16	at Auburn	L, 34-17
9-23	UAB (HC)	L, 13-10
9-30	Tennessee	W, 38-31 (OT)
10-7	at Florida	L, 41-9
10-14	Kentucky	W, 34-0
10-21	Mississippi State	W, 45-38 (OT)
11-4	Alabama	W, 30-28
11-11	at Ole Miss	W, 20-9
11-24	at Arkansas	L, 14-3
12-29	Georgia Tech (Peach Bowl)	W, 28-14

## LSU (2001: 10-3, 5-3 SEC, SEC Champions)

Date	Opponent	Score
9-1	Tulane	W, 48-17
9-8	Utah State	W, 31-14
9-29	at Tennessee	L, 26-18 (OT)
10-6	Florida	L, 44-15
10-13	at Kentucky	W, 29-25
10-20	at Mississippi State	W, 42-0
10-27	Ole Miss	L, 35-24
11-3	at Alabama	W, 35-21
11-10	Middle Tennessee (HC)	W, 30-14
11-23	Arkansas	W, 41-38
12-1	Auburn	W, 27-14
12-8	Tennessee (SEC Championship)	W, 30-21
1-1-02	Illinois (Sugar Bowl)	W, 47-34

## LSU (2002: 8-5, 5-3 SEC, SEC West Champions)

Date	Opponent	Score
9-1	at Virginia Tech	L, 26-8
9-7	The Citadel	W, 35-10
9-14	Miami (Ohio)	W, 33-7
9-28	Mississippi State	W, 31-13
10-5	UL Lafayette (HC)	W, 48-0
10-12	at Florida	W, 36-7
10-19	South Carolina	W, 38-14
10-26	at Auburn	L, 31-7
11-9	at Kentucky	W, 33-30
11-16	Alabama	L, 31-0
11-23	Ole Miss	W, 14-13
11-29	at Arkansas	L, 21-20
1-1-03	Texas (Cotton Bowl)	L, 35-20

## LSU (2003: 13-1, 7-1 SEC, National Champions)

Date	Opponent	Score
8-30	UL Monroe	W, 49-7
9-6	at Arizona	W, 59-13
9-13	Western Illinois	W, 35-7
9-20	Georgia	W, 17-10
9-27	at Mississippi State	W, 41-6
10-11	Florida	L, 19-7
10-18	at South Carolina	W, 33-7
10-25	Auburn	W, 31-7
11-1	Louisiana Tech (HC)	W, 49-10
11-15	at Alabama	W, 27-3
11-22	at Ole Miss	W, 17-14
11-29	Arkansas	W, 55-24
12-6	Georgia (SEC Championship)	W, 34-13
1-4-04	Oklahoma (BCS Championship)	W, 21-14

## LSU (2004: 9-3, 6-2 SEC)

Date	Opponent	Score
9-4	Oregon State	W, 22-21 (OT)
9-11	Arkansas State	W, 55-3
9-18	at Auburn	L, 10-9
9-25	Mississippi State	W, 55-0
10-2	at Georgia	L, 45-16
10-9	at Florida	W, 24-21
10-23	Troy State (HC)	W, 24-20
10-30	Vanderbilt	W, 24-7
11-13	Alabama	W, 26-10
11-20	Ole Miss	W, 27-24
11-26	at Arkansas	W, 43-14
1-1-05	Iowa (Citrus Bowl)	L, 30-25

## Alabama (2007: 6-2, 4-1 SEC)

Date	Opponent	Score
9-1	Western Carolina	W, 52-6
9-8	at Vanderbilt	W, 24-10
9-15	(16) Arkansas	W, 41-38
9-22	(22) Georgia	L, 23-26 (OT)
9-29	*Florida State	L, 14-21
10-6	Houston (HC)	W, 30-24
10-13	at Ole Miss	W, 27-24
10-20	(20) Tennessee	W, 41-17
<b>11-3</b>	<b>(3) LSU</b>	<b>4:07 p.m.</b>
11-10	at Mississippi State	TBA
11-17	UL Monroe	TBA
11-24	at (18) Auburn	TBA

\* -- at Jacksonville, Fla.

# NICK SABAN RECORDS

## SABAN VS. ALL OPPONENTS

Opponent	Record
Alabama	4-1
Arizona	1-0
Arkansas	4-2
Arkansas State	2-0
Auburn	2-3
Ball State	1-0
Boston College	1-0
Bowling Green	1-0
Central Michigan	1-1
Citadel	1-0
Colorado State	0-1
Eastern Michigan	3-0
Florida	2-3
Florida State	0-1
Georgia	2-2
Georgia Tech	1-0
Houston	2-0
Illinois	6-0
Indiana	4-0
Iowa	1-3
Kent State	1-0
Kentucky	3-0
<b>LSU</b>	<b>0-1</b>
Louisiana Tech	1-0
UL Lafayette	1-0
UL Monroe	1-0
Louisville	1-1
Memphis	1-0
Miami, Ohio	2-0
Michigan	2-3
Middle Tennessee	1-0
Minnesota	3-1
Mississippi State	5-0
Navy	0-1
Nebraska	0-2
Northern Illinois	1-0
Northwestern	2-1
Notre Dame	3-0
Ohio	1-0
Ohio State	2-1
Oklahoma	1-0
Ole Miss	5-1
Oregon	1-1
Oregon State	1-0
Penn State	2-3
Purdue	1-3-1
South Carolina	2-0
Stanford	0-1
Tennessee	3-1
Texas	0-1
Troy	1-0
Tulane	1-0
UAB	0-1
Utah State	1-0
Vanderbilt	2-0
Virginia Tech	0-1
Washington	0-1
Western Carolina	2-0
Western Illinois	1-0
Western Michigan	2-0
Wisconsin	1-2

## ALABAMA COACHING DEBUTS

\*Alabama head coaches are 21-6 (.778) in their coaching debuts at the Capstone.

\*Alabama posted a 52-6 win over Western Carolina in head coach Nick Saban's debut on Sept. 1, 2007.

\*The 52 points are the most points scored by in Alabama coach's debut since E.B. Beaumont's first Crimson Tide team beat Birmingham Athletic Club 56-0 on Nov. 11, 1892 in the first game in the history of Alabama football.

\*Western Carolina's six points were the fewest allowed by Alabama in a coaching debut since Bill Curry led the Crimson Tide to a 38-6 win over Southern Miss in 1987.

\*The 46-point win was the largest margin of victory by an Alabama coach in his debut since that 1892 season opener.

\*Here is a look at the 27 Alabama head coaching debuts.

E.B. Beaumont (Nov. 11, 1892)

Alabama 56, Birmingham AC 0  
Birmingham

Eli Abbott (Oct. 14, 1893)

Birmingham AC 4, Alabama 0  
Tuscaloosa

Otto Waggonhurst (Oct. 24, 1896)

Alabama 30, Birmingham AC 0  
Tuscaloosa

Allen McCants (Nov. 13, 1897)

Alabama 6, Tuscaloosa AC 0  
Tuscaloosa

W.A. Martin (Oct. 21, 1899)

Alabama 16, Tuscaloosa AC 5  
Tuscaloosa

M. Griffin (Oct. 21, 1900)

Alabama 35, Taylor School 0  
Tuscaloosa

G.H. Harvey (Oct. 19, 1901)

Alabama 41, Ole Miss 0  
Tuscaloosa

W.B. Blount (Oct. 3, 1904)

Alabama 29, Florida 0  
Tuscaloosa

Jack Leavenworth (Oct. 3, 1905)

Alabama 17, Maryville 0  
Tuscaloosa

J.W.H. Pollard (Oct. 6, 1906)

Alabama 6, Maryville 0  
Tuscaloosa

Guy Lowman (Oct. 1, 1910)

Alabama 25, Birmingham Southern 0  
Tuscaloosa

D.V. Graves (Sept. 30, 1911)

Alabama 24, Howard 0  
Tuscaloosa

Thomas Kelly (Oct. 2, 1915)

Alabama 44, Howard 0  
Tuscaloosa

Xen Scott (Oct. 4, 1919)

Alabama 27, Birmingham Southern 0  
Tuscaloosa

Wallace Wade (Sept. 29, 1923)

Alabama 12, Union 0  
Tuscaloosa

Frank Thomas (Sept. 26, 1931)

Alabama 42, Howard 0  
Tuscaloosa

Harold "Red" Drew (Sept. 20, 1947)

Alabama 34, Southern Miss 7  
Birmingham (N)

J.B. "Ears" Whitworth (Sept. 24, 1955)

Rice 20, Alabama 0  
Houston (N)

Paul "Bear" Bryant (Sept. 27, 1958)

LSU 13, Alabama 3  
Mobile (N)

Ray Perkins (Sept. 10, 1983)

Alabama 20, Georgia Tech 7  
Birmingham

Bill Curry (Sept. 5, 1987)

Alabama 38, Southern Miss 6  
Birmingham

Gene Stallings (Sept. 8, 1990)

Southern Miss 27, Alabama 24  
Birmingham

Mike DuBose (Aug. 30, 1997)

Alabama 42, Houston 17  
Birmingham (JP Sports)

Dennis Franchione (Sept. 1, 2001)

UCLA 20, Alabama 17  
Tuscaloosa (N, ESPN)

Mike Shula (Aug. 30, 2003)

Alabama 40, South Florida 17  
Birmingham (espn2)

Nick Saban (Sept. 1, 2007)

Alabama 52, Western Carolina 6  
Tuscaloosa

# NICK SABAN NOTEBOOK

## SABAN JOINS UNIQUE LIST

\*Alabama Head Coach Nick Saban joined a unique coaching fraternity when he accepted the Crimson Tide job in January, 2007.

\*Saban is now **one of seven coaches** to be head coach at Alabama and to have also coached against the Crimson Tide.

\*Saban joins G.H. Harvey, Eli Abbott, Harold "Red" Drew, Paul "Bear" Bryant, Gene Stallings and Bill Curry as coaches who have coached for and against the Crimson Tide.

\*Saban posted a 4-1 record against Alabama during his five-year career at LSU (2000-04). He is 4-2 in his first season with the Crimson Tide.

\*G.H. Harvey coached Alabama in 1901 and compiled a 2-1-2 record. In 1893, Harvey served as head coach at Auburn, where he posted a 40-16 win over Alabama on November 30, 1893 in Montgomery.

\*Abbott coached Alabama from 1893-95 and compiled a 3-9 (.250) record. He served as the player-coach for the Tuscaloosa Athletic Club, comprised of many former UA players, against Alabama in 1899.

\*Drew compiled a 91-58-17 (.599) record in 16 seasons as a head coach. He had stops at Birmingham Southern (1924-28), UT Chattanooga (1929-30), Ole Miss (1946) and Alabama (1947-54). Drew was 54-28-7 (.646) in his eight years at Alabama. He was 0-2 against the Tide with lopsided losses at Birmingham Southern and Chattanooga.

\*Bryant is the school's all-time winningest football coach with a 232-46-9 (.824) record from 1958-82. He led the Crimson Tide to six national championships (1961, 1964, 1965, 1973, 1978 and 1979) and 13 SEC titles (1961, 1964, 1965, 1966, 1971, 1972, 1973, 1974, 1975, 1977, 1978, 1979 and 1981) during his remarkable career. Alabama also played in 25 bowl games during his tenure. The former Crimson Tide end also served as head coach at Maryland, Kentucky and Texas A&M. He was 0-2 against Alabama while at Kentucky, losing in 1946 and 1947.

## COACHES WHO HAVE COACHED FOR AND AGAINST ALABAMA

### Nick Saban vs. Alabama (4-1)

November 11, 2000	LSU 30, Alabama 28 (Baton Rouge)
November 3, 2001	LSU 35, Alabama 21 (Tuscaloosa)
November 16, 2002	Alabama 31, LSU 0 (Baton Rouge)
November 15, 2003	LSU 27, Alabama 3 (Tuscaloosa)
November 13, 2004	LSU 26, Alabama 10 (Baton Rouge)

### Gene Stallings vs. Alabama (1-0)

January 1, 1968	Texas A&M 20, Alabama 16 (Cotton Bowl, Dallas)
-----------------	--

### Bill Curry vs. Alabama (2-4)

September 6, 1980	Alabama 26, Georgia Tech 3 (Birmingham) (Curry's first game as college head coach)
September 12, 1981	Georgia Tech 24, Alabama 21 (Birmingham)
September 11, 1982	Alabama 45, Georgia Tech 0 (Atlanta)
September 10, 1983	Alabama 20, Georgia Tech 7 (Birmingham)
September 15, 1984	Georgia Tech 16, Alabama 6 (Atlanta)
October 5, 1996	Alabama 35, Kentucky 7 (Tuscaloosa)

### Paul "Bear" Bryant vs. Alabama (0-2)

October 26, 1946	Alabama 21, Kentucky 7 (Montgomery)
November 1, 1947	Alabama 13, Kentucky 0 (Lexington)

### Harold "Red" Drew vs. Alabama (0-2)

October 2, 1925	Alabama 50 Birmingham Southern 7
October 12, 1929	Alabama 46, Chattanooga 0

### Eli Abbott vs. Alabama (0-1)

October 21, 1899	Alabama 16, Tuscaloosa Athletic Club 5 (Tuscaloosa)
------------------	---

### G.H. Harvey vs. Alabama (1-0)

November 30, 1893	Auburn 40, Alabama 16 (Montgomery)
-------------------	------------------------------------

\*Curry posted a 26-10 (.722) record in his three years (1987-89) at Alabama, including a share of the SEC championship in 1989. He also coached against Alabama while at Georgia Tech and Kentucky. He made his coaching debut against Alabama on Sept. 6, 1980 at Legion Field. Curry was 2-4 (.333) in six meetings with the Tide.

\*Stallings led Alabama to the 1992 national championship during his run from 1990-96. Overall, he compiled a 62-25 (.713) record and guided UA into the SEC Championship game four times (1992, 1993, 1994 and 1996). He led Texas A&M to a 20-16 win over Alabama in the January 1, 1968 Cotton Bowl in his lone meeting with the Crimson Tide.



# ALABAMA FOOTBALL COACHING STAFF

\*The Alabama coaching staff has a wealth of experience entering the 2007 season.

\*Coach Saban's on-the-field staff has **184 years of coaching experience** on the sidelines, with a mixture of veteran and young coaches.

\*Assistant head coach and offensive line coach **Joe Pendry** is the veteran member of the staff with 41 years of coaching experience. He has made collegiate stops at Alabama (2007), Michigan State (1980-81), Pittsburgh (1978-79), Kansas State (1975) and West Virginia (1969-71).

\*Associate head coach and running backs coach **Burton Burns** has 31 years of coaching experience, with collegiate stints at Alabama (2007), Clemson (1999-2006), Tulane (1994-98) and Southern (1981-85).

\*Receivers coach and recruiting coordinator **Curt Cignetti** has 25 years experience with collegiate stints at Alabama (2007), North Carolina State (200-06), Pitt (1983-84; 1994-99), Temple (1989-92), Rice (1986-88) and Davidson (1985).

\*Cignetti's father, Frank, Sr., was head coach at West Virginia and Indiana University Pennsylvania during his successful career.

\*Cignetti's brother, Frank, Jr., is currently the quarterbacks coach for the San Francisco 49ers.

\*Defensive coordinator and inside linebackers coach **Kevin Steele** leads the UA defensive staff with 28 years of experience. Steele has been on the college scene since 1983 (New Mexico State) and has also worked at Oklahoma State (1984-86), Tennessee (1987-88), Nebraska (1989-94), Baylor (1999-2002) and Florida State (2003-06).

\*Outside linebackers **Lance Thompson** has 20 years experience, including his second stint with the Crimson Tide. Thompson has worked at Georgia Tech (1988-98; 2001), Alabama (1999-2000; 2007), LSU (2002-03) and UCF (2004-06).

## 2007 ALABAMA FOOTBALL COACHING STAFF

Coach	Responsibilities	Press Box/Field
Burton Burns	Associate Head Coach/Running Backs	Press Box
Joe Pendry	Assistant Head Coach/Offensive Line	Field
Kirby Smart	Assistant Head Coach/Secondary	Field
Major Applewhite	Offensive Coordinator/Quarterbacks	Press Box
Kevin Steele	Defensive Coordinator/Inside Linebackers	Press Box
Curt Cignetti	Recruiting Coordinator/Receivers	Field
Bo Davis	Defensive Line	Field
Ron Middleton	Tight Ends/Special Teams	Field
Lance Thompson	Outside Linebackers	Field

## COLLEGE FOOTBALL'S YOUNGEST COORDINATORS

Name (School)	Position	Birthdate	Age
<b>Major Applewhite (Alabama)</b>	<b>Offensive</b>	<b>July 26, 1978</b>	<b>29</b>
Charlie Jackson (Buffalo)	Defensive	Nov. 4, 1976	30
Brian Harsin (Boise State)	Offensive	NA	31
Justin Wilcox (Boise State)	Defensive	NA	31
Mike Elston (Central Michigan)	Co-Defensive	Nov. 1, 1974	32
Dave Fipp (San Jose State)	Co-Defensive	Aug. 8, 1974	32
Manny Diaz (Middle Tennessee)	Defensive	March 3, 1974	33
Mike Bobo (Georgia)	Offensive	April 9, 1974	33
Jeremy Rowell (Troy)	Co-Defensive	Nov. 21, 1973	33
Mark Helfrich (Colorado)	Offensive	Oct. 28, 1973	33
Todd Ford (North Texas)	Offensive	March 28, 1973	34
Rod Smith (South Florida)	Offensive	Feb. 22, 1973	34
Tyrone Nix (South Carolina)	Defensive	Sept. 30, 1972	34
Tim Tibspear (Kansas State)	Defensive	Aug. 27, 1972	35
Danny Langsdorf (Oregon State)	Offensive	June 28, 1972	35
Dan Mullen (Florida)	Offensive	April 27, 1972	35
Patrick Nix (Georgia Tech)	Offensive	April 7, 1972	35
James Franklin (Kansas State)	Offensive	Feb. 2, 1972	35
Mike Groh (Virginia)	Offensive	Dec. 19, 1971	35
Dave Doeren (Wisconsin)	Co-Defensive	Dec. 3, 1971	35
Dana Holgorsen (Texas Tech)	Co-Offensive	June 21, 1971	36
Todd Orlando (Connecticut)	Defensive	March 24, 1971	36
Will Muschamp (Auburn)	Defensive	Aug. 3, 1971	36

\*Offensive coordinator and quarterbacks coach **Major Applewhite** is the youngest coordinator in the nation. Applewhite has coached at Texas (2003-04), Syracuse (2005), Rice (2006) and Alabama (2007).

# ALABAMA FOOTBALL HISTORY

## Alabama Football: HOW IT ALL BEGAN

\*Alabama's first game was played in Birmingham on Friday afternoon, Nov. 11, 1892, at the old Lakeview Park. Opposition was furnished by a picked team from Professor Taylor's school and Birmingham high schools, with Alabama winning, 56-0. Early teams were a bit tougher than current squads, it seems, as the following afternoon Alabama played the Birmingham Athletic Club, losing 5-4 when Ross, of BAC, kicked a 65-yard field goal. Impossible though it may seem, this field goal was listed as a collegiate record at one time and Birmingham papers of the day featured its distance in writeups of the game.

\*The gridiron sport rapidly caught the students' fancy and the game became a favorite with University athletes. In 1896 the University's board of trustees passed a rule forbidding athletic teams from traveling off the campus. The following season only one game was played and in 1898 football was abandoned at Alabama. Student opposition to the ruling was so strong that the trustees lifted the travel ban and football was resumed in 1899, to continue without interruption until the first World War forced cancellation of the 1918 games.

\*Alabama first gained national recognition in 1922 when the University of Pennsylvania was defeated, 9-7, in Philadelphia. The following season Wallace Wade became head coach and in 1925 led the Crimson Tide to its first undefeated and untied season and its first Rose Bowl invitation. On Jan. 1, 1926, an unheralded, underrated team from Tuscaloosa came from behind to upset Washington, 20-19, in the Rose Bowl and established a precedent of colorful play that Crimson Tide teams have continued to uphold into a new century.

\*The '25 team was the first southern team to play in the Rose Bowl as the Tide went 10-0 and won a national championship.

\*Alabama football returned to dominance under legendary coach Paul W. "Bear" Bryant, who posted a 232-46-10 (.823) record in his 25 years on the Crimson Tide sidelines. He led Alabama to six national championships (1961, 1964, 1965, 1973, 1978 and 1979) and 14 SEC titles (1950, 1961, 1964, 1965, 1966, 1971, 1972, 1973, 1974, 1975, 1977, 1978, 1979 and 1981).

\*Bryant led Alabama to 24 bowl appearances, including eight trips to the Sugar Bowl. He was a three-time National Coach of the Year award winner and a 10-time SEC Coach of the Award winner.

\*Overall, he posted 323-85-17 (.780) and retired in 1982 as the winningest coach in college football history.

\*Under Gene Stallings in 1992, the Centennial of Alabama football, Alabama went 13-0, won the inaugural SEC Championship game and then beat Miami in the Sugar Bowl to ice the unanimous national championship. That team led the nation in rushing defense, allowing just 55 yards per game on the ground.

## ALL-TIME RECORD

\*Alabama is in its 113th football season and has compiled a **786-310-43 (.710)** all-time record in **1,139** games.

\*The Crimson Tide is **sixth on the all-time victory list** among Bowl Championship Subdivision (formerly known as Division I) teams.

\*Alabama has compiled a **341-156-20 (.680)** record in 517 SEC games since 1933.

\*The Crimson Tide has played in more games (514), has more wins (339) and has won more league titles (21) than any team in SEC history.

\*Alabama has **more SEC wins** than Kentucky, Vanderbilt, Arkansas and South Carolina combined.

\*Alabama is the **only SEC school to win a championship** in every decade since the 1930s. The Crimson Tide's last SEC Championship came in 1999.

## Alabama's National Titles By Decades

Decade	Titles	Years
1920s	2	1925, 1926
1930s	3	1930, 1934
1940s	1	1941
1960s	3	1961, 1964, 1964
1970s	3	1973, 1978, 1979
1990s	1	1992

## Alabama's SEC Titles By Decades

Decade	Titles	Years
1930s	3	1933, 1934, 1937
1940s	1	1945
1950s	1	1953
1960s	4	1961, 1964, 1965, 1966
1970s	8	1971, 1972, 1973, 1974, 1975, 1977, 1978, 1979
1980s	2	1981, 1989
1990s	2	1992, 1999

## Alabama's National Titles By Coach

Coach	Titles	Years
Wallace Wade	2	1925, 1926
Frank Thomas	2	1930, 1934
Paul Bryant	6	1961, 1964, 1965, 1973, 1978, 1979
Gene Stallings	1	1992

## Alabama's SEC Titles By Coach

Coach	Years
Frank Thomas (4)	1933, 1934, 1937, 1945
Red Drew (1)	1953
Paul Bryant (13)	1961, 1964, 1965, 1996, 1971, 1972, 1973, 1974, 1975, 1977, 1978, 1979, 1981
Bill Curry (1)	1989
Gene Stallings (1)	1992
Mike DuBose (1)	1999

## ALABAMA'S 10-WIN FOOTBALL SEASONS

Year	Record	Year	Record	Year	Record
1920	10-1	1966	11-0	1980	10-2
1925	10-0	1971	11-1	1986	10-3
1930	10-0	1972	10-2	1989	10-2
1934	10-0	1973	11-1	1991	11-1
1945	10-0	1974	11-1	1992	13-0
1952	10-2	1975	11-1	1994	12-1
1961	11-0	1977	11-1	1996	10-3
1962	10-2	1978	11-1	1999	10-3
1964	10-1	1979	12-0	2002	10-3
				2005	10-2

\*Every Alabama head coach since 1933 - with the exception of **J.B. "Ears" Whitworth, Ray Perkins, Dennis Franchione** and **Mike Shula** - won at least one SEC Championship.

### DECADES OF SUCCESS

\*Alabama became the **first team in NCAA history to win 100 games in a decade** in the 1970s.

\*The Crimson Tide posted a 103-16-1 (.863) record from 1970-79, which included eight SEC Championships and three national titles.

\*Oklahoma also won 100 games in the 1970s as the Sooners compiled a 102-13-3 (.877) ledger.

\*Alabama is one of only two SEC teams to win 100 games in a decade. Florida posted an impressive 102-22-1 (.820) slate in the 1990s.

### DOMINATING DECADES

School (Decade)	Overall Record
<b>ALABAMA (1970s)</b>	<b>103-16-1</b>
Oklahoma (1970s)	102-13-3
Nebraska (1980s)	103-20
BYU (1980s)	102-26
Florida State (1990s)	109-13-1
Nebraska (1990s)	108-16-1
Florida (1990s)	102-22-1

### BOWL HISTORY

\*Alabama has played in an NCAA record 54 bowl games, including the 2006 PetroSun Independence Bowl.

\*Alabama has compiled a 30-21-3 (.583) all-time bowl record.

\*The Crimson Tide also leads all NCAA teams with 30 bowl wins.

### ALABAMA NOTEBOOK

\*Alabama has had 103 All-Americans.

\*The Crimson Tide has seen 20 former players inducted into the College Football Hall of Fame.

\*Alabama has 43 SEC individual statistical champions.

\*Alabama has won 110 team SEC statistical championships in the last 75 years, including scoring defense (22 times) and rushing offense (16 times).

\*The Crimson Tide led the SEC in total defense (255.1), passing defense (160.8) and scoring defense (10.7) in 2005.

\*Alabama led the SEC in time of possession (32:05) in 2006.

### ALABAMA'S MILESTONE VICTORIES

Win	Result of Game (Date and Site)
1	Alabama 56, Birmingham HS 0 (Nov. 11, 1892) (Birmingham)
100	Alabama 49, Ole Miss 0 (Oct. 11, 1919) (Tuscaloosa)
150	Alabama 34, Florida 0 (Nov. 14, 1925) (Montgomery)
200	Alabama 28, George Washington 6 (Oct. 8, 1932) (Washington DC)
250	Alabama 26, Kentucky 6 (Oct. 29, 1938) (Lexington)
300	Alabama 54, SW Louisiana 0 (Oct. 12, 1946) (Tuscaloosa)
350	Alabama 33, Georgia 12 (Oct. 31, 1953) (Athens)
400	Alabama 36, Miami, Fla., 3 (Nov. 10, 1962) (Tuscaloosa)
450	Alabama 17, Southern Miss 14 (Sept. 28, 1968) (Mobile)
500	Alabama 21, LSU 7 (Nov. 22, 1973) (Baton Rouge)
550	Alabama 35, Virginia Tech 0 (Oct. 28, 1978) (Tuscaloosa)
600	Alabama 28, Southern Miss 16 (Nov. 12, 1983) (Birmingham)
650	Alabama 32, LSU 16 (Nov. 11, 1989) (Baton Rouge)
700	Alabama 23, Ole Miss 9 (Oct. 21, 1995) (Oxford)
750	Alabama 34, Tennessee 14 (Oct. 26, 2002) (Knoxville)

### 10-Win Seasons (NCAA Leaders)

Rank	School	10-Win Seasons (Last)
1.	Oklahoma	29 (2006)
2.	<b>Alabama</b>	<b>28 (2005)</b>
3.	Michigan	25 (2006)
4.	Nebraska	25 (2003)
5.	Southern California	22 (2006)
6.	Texas	20 (2006)
7.	Penn State	19 (2005)
8.	Florida State	18 (2003)
	Tennessee	18 (2004)
10.	Georgia	16 (2005)
	Ohio State	16 (2006)
12.	Notre Dame	15 (2006)
13.	Miami, Fla.	14 (2003)
14.	BYU	12 (2006)
15.	Auburn	11 (2006)
	Texas A&M	11 (1998)
17.	Arizona State	10 (1996)
	Arkansas	10 (2006)
	Florida	10 (2006)
	Washington	10 (2000)

### 10-Win Seasons (SEC Leaders)

Rank	School	10-Win Seasons (Last)
1.	<b>Alabama</b>	<b>28 (2005)</b>
2.	Tennessee	18 (2004)
3.	Georgia	16 (2005)
4.	Auburn	11 (2006)
5.	Arkansas	10 (2006)
6.	Florida	10 (2006)
7.	LSU	7 (2006)
8.	Ole Miss	6 (2003)
9.	Mississippi State	2 (1999)
10.	Kentucky	2 (1977)
11.	South Carolina	1 (1984)
12.	Vanderbilt	0

**ALABAMA EQUALS 2006 WIN TOTAL ...**

\*Following its 41-17 win over Tennessee on Oct. 20 at Bryant-Denny Stadium, the Crimson Tide improved to 6-2 on the season and equalled its win total from the 2006 season.

\*The Crimson Tide went 6-7 last season, including a 34-31 loss to Oklahoma State in the PetroSun Independence Bowl in Shreveport, La.

**... AND DOUBLES 2006 SEC WIN TOTAL**

\*The win over Tennessee also improved Alabama to 4-1 in SEC play, doubling last year's conference win total.

\*The Crimson Tide posted a 2-6 mark in SEC play last season and ended the year with a four-game conference losing streak.

\*The four straight losses were to Tennessee, Mississippi State, LSU and Auburn.

\*The 2007 season marks the ninth time in school history that Alabama has doubled its SEC win total from the previous season.

**UA DOUBLES SEC WIN TOTAL**

Year	Record
1939	2-3-1
1940	4-2-0
1944	3-1-2
1945	6-0-0
1957	1-6-1
1958	3-4-1
1970	3-4-0
1971	7-1-0
1984	2-4-0
1985	4-1-1
1997	2-6-0
1998	4-4-0
2004	2-6-0
2005	6-2-0
2006	2-6-0
2007	4-1-0

**SABAN MAKING HIS MARK**

\*Alabama head coach Nick Saban has not always inherited the best of situations when he has taken over as head coach at a new school.

\*The hard-working and energetic head coach has never made excuses and has always vowed to work hard and teach each and every day.

\*The Crimson Tide football team is reaping those rewards with a 6-2 record after eight games this season, making for another great turnaround by Saban.

\*In addition to Alabama, Saban has also worked his magic at Toledo (1990), Michigan State (1995-1999), LSU (2000-04) and in the NFL with the Miami Dolphins (2005-06).

\*In the season prior to his arrival those five teams combined for a 24-38 (.387) record. He inherited teams with losing records at Michigan State (1995), LSU (2000) and Alabama (2007).

\*In his first year on the job, Saban's teams have gone 38-20-1 (.653), which includes his 6-2 mark with the Tide this season.

\*Saban's largest increase in terms of wins came with the Miami Dolphins in 2005, when he inherited a 4-12 team and led them to a 9-7 league record.

\*The five-game improvement was the best in the NFL for the 2005 season.

\*Saban also had a five-game improvement at LSU, leading the Tigers to a 9-4 record his first season in 2000.

\*He saw a three-game improvement in his head coaching stint at Toledo in 1990, leading the Rockets to a 9-2 mark as a rookie coach.

**EXTRA PREP FOR UA OPPONENTS**

\*Looking at the Crimson Tide's 2007 schedule, **five opponents will take on the Crimson Tide following a bye week**, including the third-ranked LSU Tigers.

\*In fact, both Alabama and LSU had open dates last week prior to this weekend's meeting in Tuscaloosa.

\*The Crimson Tide is 8-2 in its last 10 games following a bye, which includes a seven-game win streak.

\*In the SEC, only Mississippi State faces more than one opponent with a bye week prior to their game. The Bulldogs have played Gardner-Webb and West Virginia following byes this season.

\*Alabama has already played Arkansas (Sept. 15) and Florida State (Sept. 29) following an open date this season.

\*The Crimson Tide has yet to play Mississippi State (Nov. 10) and Auburn (Nov. 24), who will enter the Alabama game coming off an open week.

\*Here's a look at who Alabama faces this year with an extra week off before facing the Tide:

**2007 OPEN DATES**

Opponent	Week Before Game
Arkansas	Defeated Troy, 46-26 Lost at Alabama, 41-38
Florida State	Defeated Colorado, 16-6 Defeated Alabama, 21-14
LSU	Defeated Auburn, 30-24 at Alabama (Nov. 3)
Mississippi State	at Kentucky (Oct. 27) vs. Alabama (Nov. 10)
Auburn	at Georgia (Nov. 10) Alabama (Nov. 24)

**Nick Saban's Head Coaching Record in First Season vs. Previous Season**

Team	Year Prior	First Year	Turnaround
Toledo	6-5 (1989)	9-2 (1990)	+3
Michigan State	5-6 (1994)	6-5-1 (1995)	+1.5
LSU	3-8 (1999)	8-4 (2000)	+4.5
Miami (NFL)	4-12 (2004)	9-7 (2005)	+5
Alabama	6-7 (2006)	TBA	TBA
<b>TOTALS</b>	<b>24-38 (.387)</b>	<b>38-20-1 (.653)*</b>	<b>+14.5</b>

*\*Includes UA record from 2007 season.*

## SABAN AFTER OPEN DATES

\*Alabama head coach Nick Saban is **12-4-1 (.735)** in his career against teams coming off an open date, including a 1-1 mark this season with the Tide.

\*Saban was 5-1-1 (.786) at Michigan State against teams coming off an open date.

\*He was 6-2 (.750) at LSU against teams coming off an open date.

\*In 2001, his LSU teams played three teams that had open dates before their game with the Tigers. Saban was 2-1 in those games.

\*He is 1-1 this season at Alabama against teams coming off an open date, including a 41-38 win over Arkansas (Sept. 15) and a 21-14 loss to Florida State (Sept. 29).

\*Here is the complete list.

### at Michigan State

Date	Opponent	Score
9-23-95	at Purdue	T, 35-35
9-30-95	Boston College	W, 25-21
11-11-95	at Indiana	W, 31-13
10-5-96	at Iowa	L, 30-37
11-9-96	Indiana	W, 38-15
11-21-98	Illinois	W, 41-9
10-2-99	Iowa	W, 49-3

### at LSU

Date	Opponent	Score
10-21-00	Mississippi State	W, 45-38
9-29-01	at Tennessee	L, 18-26(OT)
11-3-01	at Alabama	W, 35-21
12-1-01	Auburn	W, 27-14
10-5-02	UL Lafayette	W, 48-0
11-23-02	Ole Miss	W, 14-13
11-22-03	Ole Miss	W, 17-14
10-2-04	Georgia	L, 15-45

### at Alabama

Date	Opponent	Score
9-15-07	Arkansas	W, 41-38
9-29-07	Florida State	L, 14-21
11-3-07	LSU	
11-10-07	at Mississippi State	
11-24-07	at Auburn	

## SABAN AFTER OPEN DATES, Part II

\*Coach Saban's teams are 8-8 (.500) following an open date during his head coaching career.

\*Saban posted a 6-3 (.667) following an open date at LSU, which included three wins over Alabama in 2000, 2003 and 2004.

### at Michigan State

Date	Opponent	Score
11-25-95	Penn State	L, 20-24
9-21-96	Louisville	L, 20-30
11-23-96	at Penn State	L, 29-32
10-4-97	Minnesota	W, 31-10
11-22-97	at Illinois	W, 27-17
9-26-98	at Michigan	L, 17-29
10-30-99	at Wisconsin	L, 10-40

### at LSU

Date	Opponent	Score
11-4-00	Alabama	W, 30-28
11-24-00	at Arkansas	L, 3-14
9-29-01	at Tennessee	L, 18-26 (ot)
11-23-01	Arkansas	W, 41-38
9-28-02	Mississippi State	W, 31-13
10-11-03	at Florida	L, 7-19
11-15-03	at Alabama	W, 27-3
10-23-04	Troy State	W, 24-20
11-13-04	Alabama	W, 26-10

### at Alabama

Date	Opponent	Score
11-3-07	LSU	TBA

## ALABAMA BACK IN THE RANKINGS

\*For the first time since the 2005 season, Alabama is ranked in all four major football polls this week, including its 2007 debut in the BCS standings.

\*Alabama's 41-17 win over Tennessee on Oct. 20 not only extended the team's winning streak to three games, but catapulted the Crimson Tide back into the Top 25.

\*The Tide is ranked 17th in the latest AP poll and 18th by USA Today Coaches poll. The Tide is also 17th in the Harris Poll and BCS Standings.

\*This marks the third time this season Alabama has been ranked with the highest ranking coming after its win over Arkansas on Sept. 15, when the Tide debuted at 16th (AP) and 20th (Coaches) after a 3-0 start.

\*The Sept. 16 ranking marked the first time since the end of the 2005 season that Alabama had been ranked in both polls.

\*The Crimson Tide closed out the 2005 season with a 10-2 record and was ranked eighth in both polls following its 13-10 Cotton Bowl win over Texas Tech.

## National College Football Day

The Football Writers Association of America has teamed up with the AT&T Cotton Bowl Classic and The V Foundation for Cancer Research to become an official partner of National College Football Day.

The association has made a donation to The V Foundation and will work to solicit other donations from within its membership. On Saturday, Nov. 3, FWAA members will join members of the American Football Coaches Association (AFCA) and the National Association of Division I-A Football Officials (NADFO) in wearing commemorative lapel pins.

"National College Football Day is a great day and now a great cause," said FWAA Executive Director Steve Richardson. "And, we as an association, are pleased to help promote it and to also make a donation to The V Foundation."

Saturday marks the fourth annual National College Football Day. This holiday, created by the AT&T Cotton Bowl Classic, continues to grow in stature. For the second straight season, The V Foundation for Cancer Research is the beneficiary.

"Our goal is to continually grow National College Football Day while increasing awareness and raising money on behalf of The V Foundation for Cancer Research," Bruce Gadd, AT&T Cotton Bowl Chairman, said. "By adding the support of a prestigious organization such as the FWAA, we've taken a giant step towards achieving our goal."

The Football Writers Association of America, a non-profit organization founded in 1941, consists of more than 1,000 men and women across North America who cover college football for a living. The membership includes journalists, broadcasters and publicists, as well as key executives in all the areas that involve the game. The FWAA works to govern areas that include game day operations, major awards, a national poll and its annual All-America team.

### For More Information

[www.nationalcollegefootballday.com](http://www.nationalcollegefootballday.com)

### AT&T Cotton Bowl

Michael Konradi  
(214) 634-7525  
[michael@attcottonbowl.com](mailto:michael@attcottonbowl.com)

### Football Writers Association of America

Steve Richardson  
Executive Director  
972-713-6198  
[tigerfwaa@aol.com](mailto:tigerfwaa@aol.com)

\*Alabama opened the 2006 season with a 3-0 record and made its only appearance in the ESPN/Coaches poll on Sept. 16, 2006.

\*Following a 24-23 double-overtime loss to Arkansas on Sept. 23, the Crimson Tide dropped from the rankings for the remainder of the season.

### ALL-TIME RANKINGS

\*Alabama has compiled a **355-125-10 (.734) all-time record** when ranked in the Associated Press Top 25 poll.

\*The Crimson Tide is **13-7 (.600) in its last 20 games** when ranked in the AP Top-25.

\*Alabama's initial appearance in the AP poll came during the poll's inaugural year in 1936 when the 14th-ranked Crimson Tide beat No. 10 Tulane 34-7 in Legion Field.

\*Alabama compiled a 12-15-2 (.448) record when ranked in the AP poll from 1936-60.

\*Things changed in 1961 as coach Paul "Bear" Bryant began his dominance in college football.

\*Alabama was ranked in the AP poll for 47 consecutive weeks from Nov. 20, 1960 through Sept. 19, 1965.

\*After a six-week hiatus in 1965, following a 5-1-1 start, Alabama re-entered the poll on Nov. 7, 1965 after a 31-7 win at LSU.

\*The Crimson Tide was ranked another 20 consecutive weeks from 1965-67, ending the run with a 24-13 loss to Tennessee at Legion Field on Oct. 21, 1967.

\*The 1970s are easily the heyday of Alabama football. From 1970-79, Alabama won 103 games to become the first college football team to win 100 games in a decade.

\*From 1971-82, Alabama was ranked in the AP poll **141 of a possible 142 weeks**. The Crimson Tide had a one-week absence following a 21-0 loss at Georgia on Oct. 2, 1976.

\*After a win over Southern Miss the following week, the Crimson Tide was back in the rankings until the 1982 season.

\*Ironically, the Tide fell out of the AP poll for the first time since 1976 with a 38-29 loss to Southern Miss at Bryant-Denny Stadium on Nov. 13, 1983.

\*Since the 1983 season, Alabama has compiled a **130-49-2 (.724) record** when ranked in the AP Top 25.

\*Former Alabama coach Gene Stallings' teams (1990-96) were 62-13-1 (.822) and were ranked for 71 consecutive weeks from 1991 through the end of his seven-year tenure in 1996.

\*Since 1997, Alabama has only been ranked in the AP poll **41 times** and has compiled a 26-15 (.634) record.

### ALABAMA ALL-TIME RECORD WHEN RANKED

Year	AP Poll Record
1936	1-0
1937	1-1
1939	0-2-1
1940	0-2
1941	2-1
1942	2-2
1944	1-1-1
1945	1-0
1946	1-3
1947	2-2
1948	1-1
1950	0-2
1951	0-2
1952	3-2
1953	2-2
1954	0-2
1955	0-4
1956	0-4
1957	0-1
1958	2-2-1
1959	2-2-1
1960	2-1-1
1961	11-0
1962	10-1
1963	9-2
1964	10-1
1965	4-1
1966	11-0
1967	4-2-1
1968	5-2
1969	3-4
1970	2-5-1
1971	11-1
1972	10-2
1973	11-1
1974	11-1
1975	11-1
1976	8-3
1977	11-1
1978	11-1
1979	12-0
1980	10-2
1981	9-2-1
1982	7-3
1983	7-4
1984	0-2
1985	5-2-1
1986	10-3
1987	7-5
1988	8-3
1989	10-2

### 2007 WEEKLY RANKINGS

\*Here is a look at the Crimson Tide's week-by-week rankings during the 2007 season.

Week	AP	ESPN	Harris	BCS
Pre	RV	RV	NA	NA
Sept. 2	RV	RV	NA	NA
Sept. 9	RV	RV	NA	NA
Sept. 16	16th	20th	NA	NA
Sept. 23	22nd	24th	22nd	NA
Sept. 30	RV	RV	RV	NA
Oct. 7	RV	RV	RV	NA
Oct. 14	RV	RV	RV	NR
Oct. 21	22	24	24	24
Oct. 28	17	18	17	17
Nov. 4				
Nov. 11				
Nov. 18				
Nov. 25				

Year	AP Poll Record
1990	0-2
1991	10-1
1992	13-0
1993	9-3-1
1994	12-1
1995	8-3
1996	10-3
1997	3-2
1998	0-1
1999	10-3
2000	0-2
2001	0-1
2002	6-2
2003	0-1
2004	0-0
2005	7-2
2007	0-2

### ALABAMA VS. RANKED TEAMS

\*Alabama is **106-117-6 (.469) all-time against teams ranked** in the Associated Press Top 25.

\*The Crimson Tide is 2-1 (.667) against Top 25 teams this season following its 41-17 win over No. 20 Tennessee on Oct. 20.

\*Alabama also has a win over No. 16 Arkansas and a loss to No. 22 Georgia this season.

\*The 41-38 win over then No. 16 Arkansas on Sept. 15 **snapped a four-game losing streak** to ranked foes.

\*Alabama lost all four games to ranked opponents in 2006, including No. 5 Florida (28-13), No. 7 Tennessee (16-13), No. 12 LSU (28-14) and No. 14 Auburn (22-15).

\*LSU is ranked third in the latest AP poll and is the highest ranked opponent UA has faced since the 2004 season when unranked Alabama lost to second-ranked Auburn 21-15 at Bryant-Denny Stadium.

\*Here is a year-by-year listing of Alabama's record against ranked opponents.

#### UA ALL-TIME RECORD VS. RANKED TEAMS

Year	AP Poll Record
1936	1-0
1937	1-1
1939	0-1-1
1940	0-2
1941	2-1
1942	2-2
1944	1-1
1945	1-0
1946	1-3
1947	2-2
1948	1-1
1950	0-1
1951	0-2
1952	2-1
1953	2-2
1954	0-2
1955	0-4
1956	0-4
1957	0-1
1958	2-2-1
1959	2-2-1
1960	1-0
1961	1-0
1962	1-0
1963	1-1
1964	3-1
1965	1-0
1966	1-0
1967	0-1
1968	2-1
1969	1-4
1970	2-5-1
1971	4-1
1972	2-2
1973	2-1
1974	3-1
1975	2-1
1976	2-2
1977	3-0
1978	4-1
1979	3-0
1980	1-1
1981	2-1
1982	1-1
1983	1-2
1984	2-3
1985	1-2-1
1986	4-3
1987	3-2
1988	0-2
1989	2-2
1990	2-2
1991	3-1
1992	4-0
1993	1-2-1
1994	3-1
1995	0-2

Year	AP Poll Record
1996	2-2
1997	0-4
1998	0-2
1999	6-2
2000	1-3
2001	1-3
2002	3-2
2003	0-5
2004	1-3
2005	2-2
2006	0-4
2007	2-1

#### RANKED OPPONENTS AT BRYANT-DENNY

\*Overall, Alabama is **18-24 (.429)** against **Top 25 teams** at Bryant-Denny Stadium.

\*Prior to the 1999 season, the traditional "bigger" games were played at Legion Field in Birmingham.

\*Alabama moved the Tennessee game to Tuscaloosa in 1999 and the Auburn game followed in 2000.

\*In 2004, Alabama played all of its home games in Tuscaloosa, leaving historic Legion Field after a successful 75-year relationship with the venerable ballpark.

\*Alabama's most successful season came in 1999, when the Crimson Tide went 3-1 against Top 25 clubs in Tuscaloosa.

\*In 2002, Alabama beat No. 21 Ole Miss 42-7. The 35-point win over Ole Miss **equalled the most-lopsided win by Alabama over a ranked team** in the history of Bryant-Denny Stadium. The Crimson Tide also posted a 35-point win over No. 17 Mississippi State (35-0) on Nov. 2, 1974.

#### RANKED TEAMS AT BRYANT-DENNY STADIUM

Year	Result
1940	(11) Miss. State 13, Alabama 0
1941	(19) Miss. State 14, Alabama 0
1944	Alabama 19, (16) Miss. State 0
1946	Alabama 24, (19) Miss. State 7
1955	(8) TCU 21, Alabama 0
1956	(4) TCU 23, Alabama 6
1964	(3) Alabama 17, (9) Florida 14
1970	Alabama 46, (13) Florida 15
1974	(4) Alabama 35, (17) Miss. State 0
1976	(17) Alabama 34, (18) Miss. State 17
1981	(8) Alabama 13, (7) Miss. State 10
1984	Alabama 6, (11) Penn State 0
1986	(6) Penn State 23, (2) Alabama 3
1988	(13) LSU 19, (18) Alabama 18
1990	(24) Florida 17, Alabama 13
1991	Alabama 10, (25) Georgia 0
1997	(14) LSU 27, Alabama 0
	(17) Miss. State 32, Alabama 20
1998	(8) Florida 16, Alabama 10
1999	Alabama 35, (14) Arkansas 28
	(5) Tennessee 21, (10) Alabama 7
	(14) Alabama 35, (20) Southern Miss 14
	(11) Alabama 19, (8) Miss. State 7
2000	Alabama 27, (23) South Carolina 17
	(18) Auburn 9, Alabama 0
2001	(17) UCLA 20, (25) Alabama 17
	(11) Tennessee 35, Alabama 24
2002	(7) Georgia 27, (22) Alabama 25
	(24) Alabama 42, (21) Ole Miss 7
2003	(1) Oklahoma 20, Alabama 13
	(9) Arkansas 34, Alabama 31 (2ot)
	(22) Tennessee 51, Alabama 43 (5ot)
	(3) LSU 27, Alabama 3
2004	(2) Auburn 21, Alabama 13
2005	(15) Alabama 31, (5) Florida 3
	(6) Alabama 6, (17) Tennessee 3
	(5) LSU 16, (3) Alabama 13
2006	(14) Auburn 22, Alabama 15
2007	Alabama 41, (16) Arkansas 38
	(22) Georgia 26, (16) Alabama 23
	Alabama 41, (20) Tennessee 17
	(3) LSU at (22) Alabama

#### TOUGH SCHEDULE

\*Alabama has four opponents ranked in the latest AP Top 25, including LSU (3), Georgia (10), Auburn (19) and Tennessee (24).

\*Two other teams - Arkansas and Florida State - have also been ranked at some point and time during the 2007 season.

\*The combined record of those six teams is 34-14 (.708) heading into Saturday's game.

\*There are six opponents on Alabama's schedule this year who won nine or more games last season. Houston (10-4), Arkansas (10-4), Georgia (9-4), Tennessee (9-4), LSU (11-2) and Auburn (11-2) each had nine or more wins in 2006.

## FIRST DOWN DEMONS

\*Alabama has been very efficient on first down in its last two games, **averaging 7.26 yards per first down play** in wins over Ole Miss and Tennessee.

\*Against Ole Miss, Alabama ran 37 first down plays and amassed 244 yards, an average of 6.59 yards per play.

\*The Tide was even better last week against Tennessee, running 36 first down plays for 286 yards, an average of 7.9 yards per play.

\*Junior quarterback John Parker Wilson is **26 of 36 (.722) for 325 yards on first down** in the last two games.

\*He was an identical 13 of 18 passing on first down against the Rebels and Vols. He threw for 155 yards with one interception against Ole Miss and passed for 170 yards against Tennessee.

\*At one point against Ole Miss, Wilson completed seven consecutive (87 yards) first down pass attempts.

\*Senior wide receiver DJ Hall has 14 catches for 217 yards during the last two games on first down. Hall had seven catches in each game against Ole Miss (105 yards) and Tennessee (112) on first down.

\*Redshirt freshman Terry Grant has 19 carries for 116 yards (6.1 per attempt) on first down in the last two games.

\*Grant had eight rushing attempts for 42 yards on first down against Ole Miss and added 11 carries for 74 yards against Tennessee.

\*He averaged **6.7 yards per first down rushing attempt** against the Vols.

## OFFENSE SHOWS IMPROVEMENT

\*The Alabama has shown improvement in nearly every category over the last two weeks.

\*The most noticeable improvement has come in the passing game with Wilson and Hall.

\*In the last two games, Wilson has completed 58 of 86 passes (67.4 percent) for 628 yards with three touchdowns and one interception. He has thrown for 314 yards per game the last two weeks.

\*In his first six games of the season, Wilson completed only 54 percent of his throws and averaged 208 yards per game.

\*Hall has 24 catches for 325 yards (13.5 per catch) and two touchdowns the last two weeks. He is averaging 162.5 receiving yards per game in wins over Ole Miss and Tennessee.

\*In the first six games of the season, Hall had 26 catches for 439 yards (16.9 per catch) and three touchdowns. He averaged just over 72 yards per game.

\*Here is a comparison of the Tide offense from the first six games of the season to the last two wins over Ole Miss and Tennessee.

### 2007 ALABAMA STATS

Category	Games 1-6	Games 7-8
Record	4-2	2-0
Conference Record	2-1	2-0
Points Scored	184	68
Average	30.7	34.0
Points Allowed	125	41
Average	20.8	20.5
Rushing Yards	183.3	130.0
Passing Yards	220.2	314.0
Total Offense	403.5	444.0
Rushing Defense	135.3	119.5
Passing Defense	207.1	271.5
Total Defense	343.0	391.0
Turnovers	7	2
Fumbles	3	1
Interceptions	4	1
Penalties/Yards	33-273	11-85
Penalties Per Game	5.5	5.5
Average Yards	45.5	42.5
Punting (No-Yds)	35-1348	5-173
Punting Avg	38.5	34.6
Net Punting	34.2	31.6
Time of Possession	29:26	33:50
Third Down Conv.	34/91	17/34
Percentage	37%	50%
Fourth Down Conv.	3/5	1/2
Percentage	60%	50%
Sacks By	10 (-75)	4 (-21)
Sacks Allowed	9 (-47)	5 (-25)

### SCORING DRIVES

\*Alabama's recent success can also be attributed to an efficient offense.

\*In the last two games, Alabama has **scored on 13 of its 23 offensive drives**, not including kneel-downs at the end of the game.

\*Against Ole Miss, Alabama scored on five of 12 offensive possessions.

\*The Crimson Tide scored on eight of 11 offensive possessions in the 41-17 win over Tennessee.

\*Alabama has been particularly impressive on offense in the first half of its last two games.

\*Alabama has scored on seven of its last nine offensive possessions in the first half against Ole Miss and Tennessee.

\*The Tide scored on three of four first half possessions en route to a 17-10 halftime lead at Ole Miss on Oct. 13.

\*Alabama scored on four of its five offensive possessions last week against Tennessee as UA built a 24-17 halftime lead.

### FIRST HALF POSSESSIONS (Last 3 Games)

Opponent	Scoring Drives
Houston	13-80-4:39 (TD)
	10-66-5:03 (TD)
	6-85-2:27 (TD)
	3-(-5)-2:00 (Punt)
	3-3-1:40 (Punt)
	3-5-1:35 (Punt)
Ole Miss	14-61-3:35 (FG)
	16-74-5:40 (TD)
	9-70-3:53 (TD)
	7-40-1:12 (Miss FG)
Tennessee	7-35-1:55 (FG)
	9-84-3:43 (TD)
	4-3-1:09 (Miss FG)
	11-86-3:40 (TD)
	16-75-3:14 (TD)

\*Dating back to the Houston game on Oct. 6, Alabama has **scored on seven of its last eight possessions** in the first quarter.

\*Alabama scored on every possession against Houston (3) and Ole Miss (2) and cashed in on two of three possessions last week against Tennessee.

### FIRST QUARTER POSSESSIONS (Last 3 Games)

Opponent	Scoring Drives
Houston	13-80-4:39 (TD)
	10-66-5:03 (TD)
	6-85-2:27 (TD)
Ole Miss	14-61-3:35 (FG)
	16-74-5:40 (TD)
Tennessee	7-35-1:55 (FG)
	9-84-3:43 (TD)
	4-3-1:09 (Miss FG)



## TWO-MINUTE OFFENSE

\*Alabama has **16 scoring drives of two minutes or less** and has at least one in all eight games this season.

\*The Crimson Tide had five scoring drives of less than two minutes in its 41-38 win over Arkansas on Sept. 15.

\*Junior quarterback **John Parker Wilson (Hoover)** directed the Alabama offense to a pair of late-scoring drives against Arkansas (Sept. 15) and to force overtime with Georgia (Sept. 22).

\*During those two games, Wilson completed 9-of-12 passes for 107 yards and one touchdown and added a 6-yard touchdown run.

\*Against the Razorbacks, he led the Tide to a 9-play, 73-yard drive in the final two minutes which resulted in a 4-yard touchdown pass to Matt Caddell with eight seconds left in the game as UA won 41-38.

\*Wilson completed 7-of-9 passes for 56 yards and one touchdown in the game-winning drive against Arkansas.

\*Alabama also had multiple scoring drives of two minutes or less against Western Carolina (2), Vanderbilt (2), Georgia (2) and Ole Miss (2).

\*Against Georgia, Wilson led the Tide to a 10-play, 88-yard drive which resulted in his 6-yard run to tie the game at 20-20 with just over one minute to play.

\*Wilson completed 2-of-3 passes for 51 yards and accounted for 57 yards of total offense on the drive.

\*Alabama marched 60 yards in eight plays and used just 56 seconds to score in the final two minutes against Florida State on Sept. 29.

\*Wilson's 17-yard pass to senior wide receiver **Keith Brown (Pensacola, Fla.)** with 1:06 left in the game pulled UA to within seven, 21-14.

## SCORING DRIVES (2 MINUTES OR LESS)

Opponent	Scoring Drives
Western Carolina	1-47-0:22
	3-36-1:20
Vanderbilt	1-1-0:04
	6-40-1:39
Arkansas	2-9-0:39
	6-74-1:44
	4-80-1:08
	5-41-1:30
	1-2-0:06
Georgia	7-6-0:44
	3-37-0:48
Florida State	8-60-0:56
Houston	6-43-2:00
Ole Miss	4-21-1:45
	4-(-2)-1:34
Tennessee	7-35-1:55

## IT AIN'T OVER ...

\*Alabama has had a flair for the dramatic during the 2007 season.

\*Five games have been decided by a touchdown or less, with three of the five games decided on the final play.

"I have a message for everyone," Alabama head coach Nick Saban said. "When we play, don't leave early. We'll make it interesting. We have guests here, we have recruits here, I want to make it interesting."

\*During a stretch from Sept. 15-Oct. 14, Alabama played five games that were **decided by a total of 22 points** and marked the closest five-game string for an Alabama team since a similar stretch in 1991.

## ALABAMA'S 2007 FIVE-GAME STRETCH

Date	Result
Sept. 15, 2007	Alabama 41, Arkansas 38
Sept. 22, 2007	Georgia 26, Alabama 23 (ot)
Sept. 29, 2007	Florida State 21, Alabama 14
Oct. 6, 2007	Alabama 30, Houston 24
Oct. 13, 2007	Alabama 27, Ole Miss 24

\*The Crimson Tide posted a five-game winning streak from Oct. 19 through Nov. 30, 1991 and the five games were decided by 24 total points.

## ALABAMA'S 1991 FIVE-GAME STRETCH

Date	Result
Oct. 19, 1991	Alabama 24, Tennessee 19
Nov. 2, 1991	Alabama 13, Miss. State 7
Nov. 9, 1991	Alabama 20, LSU 17
Nov. 16, 1991	Alabama 10, Memphis 7
Nov. 30, 1991	Alabama 13, Auburn 6

\*On Sept. 15, junior quarterback John Parker Wilson threw a 4-yard touchdown pass to Matt Caddell with eight seconds left in the game to give Alabama a 41-38 win over Arkansas.

\*The following week, Wilson's six-yard run with just over one minute left in the game forced overtime against Georgia. Alabama kicked a field goal on its overtime possession before Georgia quarterback Matthew Stafford threw a 25-yard pass to Mikey Henderson for the 26-23 win.

\*In the loss to Florida State, Alabama scored touchdowns on its final two possessions and nearly recovered an on-side kick in the 21-14. Wilson threw touchdown passes to DJ Hall and Keith Brown to pull UA to within 21-14. Tide freshman Kareem Jackson actually recovered the on-side kick, but the ball inadvertently hit Jimmy Johns in the back of the helmet before traveling the required 10 yards and FSU was awarded possession.

\*Senior cornerback Simeon Castille recorded his first interception of the season in the end zone on the final play of the game to preserve the Tide's 30-24 homecoming win over Houston. The Crimson Tide led 23-0 after the first quarter but held off the Cougars late rally. The defense forced two turnovers in the final quarter.

\*Alabama scored 10 points in the fourth quarter for a 27-24 win at Ole Miss. Terry Grant's 3-yard run with 7:11 left in the game tied the game and Leigh Tiffin's 24-yard field goal with 5:14 left. Ole Miss drove to the Alabama 45-yard line in the final seconds and appeared to complete a fourth down pass to the UA 4-yard line, but the Ole Miss receiver had stepped out of bounds nullifying the play and the Tide ran out the clock.

## QUICK STARTS

\*Alabama has scored on its opening possession in six of its eight games this season, including four touchdowns and two field goals.

\*The Crimson Tide has scored on its first possession against Western Carolina, Vanderbilt, Arkansas, Houston and Ole Miss.

\*Alabama 6-0 in games in which it scores on the first possession.

\*In the wins over Western Carolina and Vanderbilt, Alabama scored on its first offensive play.

\*Terry Grant scored the first touchdown of the 2007 season as he scored on a 47-yard run in the season opener against Western Carolina on Sept. 2.

\*Grant scored on the first play from scrimmage the following week at Vanderbilt with a 1-yard touchdown run.

\*Both of Grant's touchdowns were set up by excellent returns by sophomore Javier Arenas.

\*Arenas had a 30-yard kickoff return to the Western Carolina 47-yard line. Against Vanderbilt, Arenas opened the game with 69-yard punt return.

\*Alabama scored 21 first-quarter points in its win over Arkansas on Sept. 15. The 21 points were the most in a quarter by the Crimson Tide since scoring 21 points in the third quarter against Arkansas in 2003.

\*The Crimson Tide rolled up 188 yards of total offense in the first quarter against the Razorbacks, including 138 yards through the air.

\*Wilson completed 6-of-9 passes for 138 yards and two touchdowns, both to Hall.

\*Hall had a 9-yard touchdown reception that gave Alabama a 7-0 lead and then added a 35-yard catch that made the score 21-0. Glen Coffee's 14-yard run accounted for the other UA touchdown.

\*Alabama's offense got the team off to a quick start against Houston (Oct. 6), scoring 23 first quarter points for the most points in a single period since a 31-point outburst in the first quarter of a 59-28 win over Vanderbilt on September 29, 1990, at Bryant-Denny Stadium.

## ALABAMA SCORES ON FIRST PLAY OF GAME

Alabama scored on its first offensive play in each of the first two games this season. Terry Grant opened the Western Carolina game with a 47-yard run to give the Crimson Tide a 7-0 lead with 14:38 left in the first quarter. The following week at Vanderbilt, Alabama was at it again. Following a 65-yard punt return by Javier Arenas, Grant scored on the Tide's first offensive play from the Vandy 1-yard line to give UA a 7-0 lead with 12:26 left in the first quarter.

<u>Date</u>	<u>Opponent</u>	<u>UA Scoring Play (First Play from Scrimmage)</u>
Sept. 8, 2007	at Vanderbilt	Terry Grant 1-yard run (1 play, 1 yard, 0:04 TOP)
Sept. 1, 2007	Western Carolina	Terry Grant 47-yard run (1 play, 47 yards, 0:22 TOP)
Oct. 1, 2005	Florida	Tyrone Prothro 87-yard pass from Brodie Croyle (1 play, 87 yards, 0:12 TOP)
Sept. 28, 2002	at Arkansas	Shaud Williams 80-yard run (1 play, 80 yards, 0:19 TOP)
Sept. 2, 2000	at UCLA	Freddie Milons 87-yard punt return (No Drive)
Oct. 20, 1973	Tennessee	Wayne Wheeler 80-yard pass from Gary Rutledge (1 play, 80 yards, 0:14 TOP)

## NICK SABAN FIRST DRIVE SUCCESS

Alabama head coach Nick Saban's teams have gotten off to a fast start in his head coaching debuts at Toledo, Michigan State, LSU and Alabama. Saban's teams have scored on their first offensive possession three times, including Toledo (12th play), LSU (3rd play) and Alabama (1st play). Michigan State did not score until its third offensive possession (15th total play from scrimmage) in the 1994 season opener against Nebraska. Here is a look at the first scoring drive under Coach Saban at Toledo, Michigan State, LSU and Alabama.

<u>Date</u>	<u>Game</u>	<u>Scoring Play</u>
Sept. 1, 2007	Western Carolina	Terry Grant 47-yard run (1 play, 47 yards, 0:22 TOP)
Sept. 2, 2000	Western Carolina at LSU	Reggie Robinson 80-yard pass from Josh Booty (3 plays, 80 yards, 0:57 TOP)
Sept. 9, 1994	Nebraska at Michigan State	Muhsin Muhammad 16-yard pass from Tony Banks (Drive unknown) (MSU's third possession)
Sept. 8, 1990	Toledo at Miami, Ohio	Troy Parker 1-yard run (12 plays, 73 yards, 5:14 TOP)

## ALABAMA'S 2007 FIRST DRIVE SUCCESS

Alabama has scored on its opening possession in six of eight games this season, including four touchdowns and two field goals. Alabama is 6-0 this season when scoring first in a game this season.

<u>Date</u>	<u>Game</u>	<u>Scoring Play</u>
Sept. 1, 2007	Western Carolina	Terry Grant 47-yard run (1 play, 47 yards, 0:22 elapsed)
Sept. 8, 2007	Vanderbilt	Terry Grant 1-yard run (1 play, 1 yard, 0:04 elapsed)
Sept. 15, 2007	Arkansas	DJ Hall 9-yard pass from John Parker Wilson (2 plays, 9 yards, 0:09 elapsed)
Oct. 6, 2007	Houston	John Parker Wilson 1-yard run (13 plays, 80 yards, 4:39 elapsed)
Oct. 13, 2007	Ole Miss	Leigh Tiffin 27-yard field goal (14 plays, 61 yards, 6:35 elapsed)
Oct. 20, 2007	Tennessee	Leigh Tiffin 39-yard field goal (7 plays, 35 yards, 1:55 elapsed)

\*The Tide pounded down the field to a touchdown on the game's opening possession, capped by Wilson's 1-yard run.

\*The Crimson Tide had 201 yards of offense in the first quarter against Houston, including 124 rushing yards on 21 attempts.

\*Wilson completed 6-of-8 passes for 77 yards and two touchdowns.

\*Following a safety (Wallace Gilberry), Wilson fired a pair of 23-yard scoring strikes to Nikita Stover and Mike McCoy as UA built a 23-0 lead.

\*Alabama opened the Ole Miss game with an impressive 14-play, 61-yard march that resulted in Leigh Tiffin's 27-yard field goal. The opening drive took 6:35 off the first-quarter clock.

### SACK ATTACK

\*Alabama has recorded nine sacks (-50 yards) in its last three games, compared to only five sacks (-46 yards) in the first five games of the season.

\*A total of eight different defensive players have at least one sack this season.

\*Senior defensive end Wallace Gilberry (Bay Minette) leads the Crimson Tide with four sacks (-13 yards) this season.

\*Brandon Deaderick, Lorenzo Washington and Ezekial Knight have two sacks each.

\*Rashad Johnson, Rolando McClain, Darren Mustin and Bobby Greenwood have one apiece.

\*The Crimson Tide had a season-high five sacks in its win over Houston on Oct. 6. Gilberry had two sacks, while Deaderick, Washington and Mustin added one each.

\*The five sacks against Houston were the most by Alabama since the 2005 season opener against Middle Tennessee.

### ALABAMA GAME-BY-GAME SACKS

Opponent	Sacks (Yards)
Western Carolina	2 (-22)
Vanderbilt	1 (-18)
Arkansas	0 (0)
Georgia	0 (0)
Florida State	1 (-6)
Houston	5 (-29)
Ole Miss	4 (-21)
Tennessee	0 (0)

### O-LINE SHUFFLE

\*The Alabama offensive line has seen some changes over the last three weeks due to injuries, suspensions and personal matters.

\*Sophomores **Andre Smith (Birmingham, Ala.)** and **Mike Johnson (Pensacola, Fla.)** are the only two offensive lineman to start all eight games this season.

\*In fact, Smith has started all 21 games in his UA career, including 13 last year as a true freshman.

\*Senior **Justin Britt (Cullman, Ala.)** has started seven of the eight games this season, but missed the Ole Miss game on Oct. 13 due to a family medical emergency.

\*The Ole Miss game snapped Britt's streak of 19 consecutive games and 18 consecutive starts for the Tide, dating back to the 2005 season.

\*Sophomore **Evan Cardwell (Killen, Ala.)** made his first career start at center for the Tide against Houston on Oct. 6 and has started each of the last three games.

\*Senior **B.J. Stabler (Grove Hill)** made his first start of the 2007 season against Tennessee at the right guard position. It was Stabler's 21st career start on the Tide offensive line.

\*Senior **Antoine Caldwell (Montgomery, Ala.)** and junior **Marlon Davis (Columbus, Ga.)** did not start last week against Tennessee due to a violation of institutional policy involving impermissible receipt of textbooks.

\*Caldwell started the first seven games of the 2007 season at three different positions. He opened the year as the starting center and then played left guard (Houston) and right guard (Ole Miss) in the absence of Davis and Britt.

\*Davis started six of the first seven games for the Tide at right guard. He did not start against Houston (Oct. 6) after missing several days of practice due to a death in the family.

### THE STATS

\*Here is a statistical comparison of Alabama's wins and losses in 2007.

#### WINS

Category	Alabama	Opponent
Record	6-0	0-6
Scoring		
Average	34.8	20.5
First Downs	129	93
Rushing Yards	192.0	142.6
Passing Yards	232.2	208.0
Total Offense	424.2	350.6
Turnovers	7	12
Fumbles	3	5
Interceptions	4	7
Penalties/Yards	28-233	34-332
Penalties Per Game	5.6	6.8
Average Yards	46.6	66.4
Punting (No-Avg)	21/37.9	28/40.1
Time of Possession	30:24	29:36
Third Down Conv.	34/72	29/79
Percentage	47%	37%
Fourth Down Conv.	1/2	6/11
Percentage	50%	55%
Sacks By	13 (-90)	9 (-52)

#### LOSSES

Category	Alabama	Opponent
Record	0-2	2-0
Scoring	37	47
Average	18.5	23.5
First Downs	37	35
Rushing Yards	126.5	117.5
Passing Yards	212.0	245.0
Total Offense	339.0	362.5
Turnovers	2	3
Fumbles	2	0
Interceptions	0	3
Penalties/Yards	8-59	18-125
Penalties Per Game	4.0	9.0
Average Yards	29.5	62.5
Punting (No-Avg)	17-37.6	13-38.1
Time of Possession	27:18	32:42
Third Down Conv.	9/35	15/35
Percentage	26%	43%
Fourth Down Conv.	2/4	2/2
Percentage	50%	100%
Sacks By	1 (-6)	4 (-19)

## ALABAMA'S TV RECORD

\*Alabama has compiled a **167-110-5 (.601)** all-time record in 282 televised games. This does not include pay-per-view, tape-delayed or closed circuit telecasts.

\*The Crimson Tide owns a 143-92-3 (.607) record in 238 regular-season televised games.

\*The Tide is 4-2 (.667) in televised games this season, with wins over Vanderbilt, Arkansas, Ole Miss and Tennessee, and losses to Georgia and Florida State.

\*Alabama will be making its second CBS appearance of the 2007 season this Saturday against LSU.

\*The Crimson Tide suffered a 21-14 loss to Florida State in Jacksonville on Sept. 29, its only other appearance on the network this season.

\*Alabama is 24-34 (.414) all-time on CBS Sports.

### ALABAMA TV RECORD BY NETWORK

Network	Record (Pct.)
ABC	64-21-3 (.744)
CBS	24-34 (.414)
ESPN	27-19 (.586)
espn2	8-4 (.667)
FOX	1-0 (1.000)
FSN	1-0 (.1000)
JP/LFS	23-13 (.639)
NBC	5-6 (.455)
Raycom	3-0 (1.000)
WTBS	10-5 (.667)
Other	1-5-1 (.214)

## THIRTYSOMETHING

\*Alabama's 41-38 win over Arkansas on Sept. 15 marked just the eighth time in school history the Crimson Tide has won a game when allowing 30 or more points in a regulation game.

\*Alabama is 8-46-1 (.155) all-time when allowing 30 points in a game.

\*Prior to this year's Arkansas game, the last time Alabama allowed 30 points in a game and won was Aug. 31, 2002 when the Crimson Tide beat Middle Tennessee State 39-34 in the season opener at Legion Field.

\*The Arkansas game marked only the second time in school history Alabama has won a game when allowing 30 points at Bryant-Denny Stadium.

## ALABAMA WINS WHEN ALLOWING 30 POINTS

Date	Score	Site
Oct. 4, 1969	Alabama 33, Ole Miss 32	Birmingham
Sept. 20, 1980	Alabama 59, Ole Miss 35	Jackson Miss.
Oct. 29, 1988	Alabama 53, Mississippi State 34	Starkville, Miss.
Oct. 21, 1989	Alabama 47, Tennessee 30	Birmingham
Sept. 5, 1998	Alabama 38, BYU 31	Tuscaloosa
Oct. 2, 1999	Alabama 40, Florida 39 (OT)	Gainesville
Aug. 31, 2002	Alabama 39, Middle Tennessee 34	Birmingham
Sept. 15, 2007	Alabama 41, Arkansas 38	Tuscaloosa

## ALABAMA'S OVERTIME RECORD

Overall Record: 3-7 (.300)      Regular-Season OT: 3-6 (.333)  
 SEC OT Record: 3-6 (.333)      Post-Season OT: 0-1 (.000)

Home OT Record: 2-4 (.333)      Record in 1 OT: 3-4 (.429)  
 Away OT Record: 1-1 (.500)      Record in 2 OT: 0-2 (.000)  
 Neutral OT Record: 0-1 (.000)      Record in 5 OT: 0-1 (.000)

Date	Result	Site
Oct. 4, 1997	Kentucky 40, Alabama 34 (OT)	Lexington
Oct. 10, 1998	Alabama 20, Ole Miss 17 (OT)	Tuscaloosa
Oct. 2, 1999	Alabama 40, Florida 39 (OT)	Gainesville
Jan. 1, 2000	Michigan 35, Alabama 34 (OT)	Orange Bowl (Miami)
Sept. 27, 2003	Arkansas 34, Alabama 31 (2 OT)	Tuscaloosa
Oct. 25, 2003	Tennessee 51, Alabama 43 (5 OT)	Tuscaloosa
Nov. 12, 2005	LSU 16, Alabama 13 (OT)	Tuscaloosa
Sept. 23, 2006	Arkansas 24, Alabama 23 (2 OT)	Fayetteville
Oct. 14, 2006	Alabama 26, Ole Miss 23 (OT)	Tuscaloosa
Sept. 22, 2007	Georgia 26, Alabama 23 (OT)	Tuscaloosa

## WORKING OVERTIME

\*Alabama is 3-7 (.300) all-time in overtime games following its 26-23 loss to 22nd-ranked Georgia on Sept. 22, at Bryant-Denny Stadium.

\*The Crimson Tide tied the game on John Parker Wilson's 6-yard run with 1:07 left in the game and then saw Georgia kicker Brandon Coutu miss a 47-yard field attempt as time expired.

\*Georgia won the toss and played defense and the Crimson Tide settled for a 42-yard field goal by sophomore Leigh Tiffin on its first possession.

\*The Bulldogs needed only one play to win the game as quarterback Matthew Stafford threw a 25-yard touchdown pass to Mikey Henderson to give Georgia the 26-23 win.

\*Alabama has lost six of its last seven overtime games since the 1999 season.

\*The Crimson Tide is 3-6 (.333) in overtime games against SEC teams.

\*Alabama is 2-4 (.333) in overtime home games.

\*The Crimson Tide is 3-4 (.429) in single-overtime games.

\*Alabama was 1-1 (.500) in overtime games in 2006, losing to Arkansas in double-overtime and beating Ole Miss.

\*Last year's win over Ole Miss was Alabama's first overtime win since the 1999 season, snapping a five-game overtime losing streak.

## JOHN PARKER WILSON

\*Wilson is slated to make his **22nd consecutive start** for Alabama this Saturday against LSU.

\*Wilson is tied for 13th among active NCAA quarterbacks for consecutive starts.

\*He is 12-9 (.571) as Alabama's starting quarterback over the last two seasons.

\*In his 12 career wins, Wilson has completed 217 of 361 passes (.601) for 2,619 yards, with 18 touchdowns and six interceptions.

\*In his nine career losses, Wilson has completed 179 of 328 passes (.546) for 2,062 yards with 12 touchdowns and nine interceptions.

\*He is 6-6 (.500) in his 12 career SEC starts for the Crimson Tide.

\*In the six SEC wins, Wilson has completed 130 of 226 passes (.575) for 1,518 yards, with 10 touchdowns and five interceptions.

\*In the six SEC losses, he has completed 126 of 231 passes (.545) for 1,556 yards, with seven touchdowns and seven interceptions.

\*In 26 career games, Wilson has completed 396 of 698 passes (.575) for 4,681 yards, with 30 touchdowns and 15 interceptions.

\*He has 13 career 200-yard passing games, which currently ranks third all-time at UA. Brodie Croyle (2002-05) and Andrew Zow (1998-2001) hold the record with 14 career 200-yard passing games.

\*Wilson is among the Crimson Tide career leaders in attempts, completions, yards and touchdowns.

\*He ranks fourth all-time with 689 career pass attempts. He needs 18 attempts to move ahead of Jay Barker (706) into third place on the all-time list.

\*Wilson is fourth all-time with 396 career completions. He needs seven completions to move ahead of Barker (402) into third place on the all-time list at Alabama.

\*Wilson is one of eight Alabama quarterbacks to throw from more than 4,000 yards in a career. He is currently fifth all-time with 4,681 passing yards.

\*He needs 219 yards to move ahead of Scott Hunter (4,899 yards) into fourth place all-time at Alabama.

## MOST CAREER 200-YARD PASSING GAMES

<b>Rk</b>	<b>Quarterback (Years, Passing Yards)</b>	<b>Total</b>
<b>1.</b>	<b>Brodie Croyle (2002-05, 6,382 yards)</b>	<b>14</b>
	09/28/2002 Alabama 30, Arkansas 12	285 yards
	08/30/2003 Alabama 40, South Florida 17	203 yards
	09/20/2003 Northern Illinois 19, Alabama 16	276 yards
	09/27/2003 Arkansas 34, Alabama 31 (20T)	204 yards
	10/18/2003 Ole Miss 43, Alabama 28	248 yards
	10/25/2003 Tennessee 51, Alabama 43 (50T)	215 yards
	11/29/2003 Hawaii 37, Alabama 29	247 yards
	09/04/2004 Alabama 48, Utah State 17	205 yards
	09/03/2005 Alabama 26, Middle Tennessee 7	210 yards
	09/10/2005 Alabama 30, Southern Miss 21	330 yards
	10/01/2005 Alabama 31, Florida 3	283 yards
	10/15/2005 Alabama 13, Ole Miss 10	234 yards
	10/29/2005 Alabama 35, Utah State 3	279 yards
	01/02/2006 Alabama 13, Texas Tech 10	275 yards
	<b>Total 200-yard games: 14 (1 in 2002, 6 in 2003, 1 in 2004, 6 in 2005)</b>	
	<b>Record in 200-yard games: 9-5</b>	
	<b>Most consecutive 200-yard games: 2 (three times)</b>	
<b>2.</b>	<b>Andrew Zow (1998-2001, 5,983 yards)</b>	<b>14</b>
	10/10/1998 Alabama 20, Ole Miss 17 (OT)	285 yards
	10/17/1998 Alabama 23, East Carolina 22	235 yards
	10/31/1998 Alabama 30, Southern Miss 20	361 yards
	11/07/1998 Alabama 22, LSU 16	284 yards
	11/14/1998 Mississippi State 26, Alabama 14	256 yards
	12/29/1998 Virginia Tech 34, Alabama 7	224 yards
	09/04/1999 Alabama 28, Vanderbilt 17	201 yards
	09/25/1999 Alabama 35, Arkansas 28	234 yards
	10/02/1999 Alabama 40, Florida 39 (OT)	336 yards
	11/13/1999 Alabama 19, Mississippi State 7	222 yards
	10/14/2000 Alabama 45, Ole Miss 7	261 yards
	10/28/2000 Central Florida 40, Alabama 38	250 yards
	11/11/2000 Mississippi State 29, Alabama 7	281 yards
	11/29/2000 Alabama 31, Auburn 7	221 yards
	<b>Total 200-yard games: 14 (6 in 1998, 4 in 1999, 3 in 2000, 1 in 2001)</b>	
	<b>Record in 200-yard games: 10-4</b>	
	<b>Most consecutive 200-yard games: 3 (1998)</b>	
<b>3.</b>	<b>John Parker Wilson (2005-Present; 0,000 yards)</b>	<b>13</b>
	09/02/2006 Alabama 25, Hawaii 17	253 yards
	09/09/2006 Alabama 13, Vanderbilt 10	207 yards
	09/16//2006 Alabama 00, UL Monroe 0	210 yards
	09/23/2006 Arkansas 24, Alabama 23 (20T)	243 yards
	09/30/2006 Florida 28, Alabama 13	240 yards
	10/06/2006 Alabama 30, Duke 14	220 yards
	10/14/2006 Alabama 26, Ole Miss 23 (OT)	206 yards
	11/11/2006 LSU 28, Alabama 14	291 yards
	11/18/2006 Auburn 22, Alabama 15	252 yards
	09/15/2007 Alabama 41, Arkansas 38	327 yards
	09/29/2007 Florida State 21, Alabama 14	240 yards
	10/13/2007 Alabama 27, Ole Miss 24	265 yards
	10/20/2007 Alabama 41, Tennessee 17	363 yards
	<b>Total 200-yard games: 13</b>	
	<b>Record in 200-yard games: 8-5</b>	
	<b>Most consecutive 200-yard games: 7 (2006)</b>	

\*Wilson also ranks among the UA leaders in terms of total offense.

\*He is currently sixth all-time with 823 career plays. He needs 50 plays to move ahead of Freddie Kitchens (872 plays) into fifth-place on the school's all-time list.

\*Wilson also has 4,681 yards of total offense to rank sixth all-time for the Tide. He needs 105 yards to move ahead of Scott Hunter (4,785 yards) into fifth place in total offense.

\*In six games this season, Wilson has completed 173 of 299 passes (.579) for 1,876 yards, with 11 touchdowns and five interceptions.

\*Wilson tied the Alabama single-game record with 32 pass completions in the 41-17 win over Tennessee on Oct. 20. Gary Hollingsworth also had 32 completions against the Vols in 1989.

\*Wilson completed 32 of 46 passes for a career-high 363 yards and three touchdowns in the win over Tennessee.

\*He threw for a career-high 327 yards in the win over Arkansas and a career-high four touchdowns. His previous career-high for passing yards in a game was 291 against LSU in 2006.

\*Wilson completed 28 of 53 passes for 240 yards and two touchdowns in a 21-14 loss to Florida State on Sept. 29.

\*The 28 completions and 53 pass attempts were both career highs, surpassing his totals from the Arkansas game on Sept. 15.

\*Wilson's 53 pass attempts were two shy of the Alabama single-game record held by Scott Hunter. Hunter completed 33 of 55 passes for 484 yards in a 49-26 loss to Auburn at Legion Field in Nov. 29, 1969.

\*In 13 games last season, Wilson completed 216 of 379 passes (57 percent) for 2,707 yards and 17 touchdowns. He is one of seven quarterbacks in UA history with 2,000 passing yards in a season.

\*He set seven single-season school records, including most plays, total offense, pass attempts, completions, yards and touchdowns.

\*Wilson set UA records for pass attempts (379), completions (216), passing yards (2,707) and touchdowns (17) as a sophomore in 2006.

## MOST CAREER 200-YARD PASSING GAMES

<b>14.</b>	<b>Scott Hunter (1968-70, 4,899 yards)</b>	<b>9</b>
	10/05/1968 Ole Miss 10, Alabama 8	232 yards
	09/20/1969 Alabama 17, Virginia Tech 13	239 yards
	10/04/1969 Alabama 33, Ole Miss 32	300 yards
	10/18/1969 Tennessee 41, Alabama 14	221 yards
	11/01/1969 Alabama 23, Mississippi State 19	205 yards
	11/08/1969 LSU 20, Alabama 15	284 yards
	11/29/1969 Auburn 49, Alabama 26	484 yards
	11/07/1970 LSU 14, Alabama 9	207 yards
	11/28/1970 Auburn 33, Alabama 28	212 yards

**Total 200-yard games: 9 (1 in 1968, 6 in 1969, 2 in 1970)**

**Record in 200-yard games: 3-6**

**Most consecutive 200-yard games: 1**

<b>14.</b>	<b>8. Gary Hollingsworth (1989-90, 3,842 yards)</b>	<b>9</b>
	09/30/1989 Alabama 20, Vanderbilt 14	227 yards
	10/07/1989 Alabama 62, Ole Miss 27	365 yards
	10/21/1989 Alabama 47, Tennessee 30	379 yards
	10/28/1989 Alabama 17, Penn State 16	244 yards
	11/11/1989 Alabama 32, LSU 16	257 yards
	11/18/1989 Alabama 37, Southern Miss 14	248 yards
	12/02/1989 Auburn 30, Alabama 20	340 yards
	01/01/1990 Miami 33, Alabama 25	214 yards
	09/08/1990 Southern Miss 27, Alabama 24	265 yards

**Total 200-yard games: 9 (8 in 1989, 1 in 1990)**

**Record in 200-yard games: 6-3**

**Most consecutive 200-yard games: 5 (last four games of 1989, first of 1990)**

<b>6.</b>	<b>Freddie Kitchens (1993, 1995-97, 4,668 yards)</b>	<b>8</b>
	10/14/1995 Tennessee 41, Alabama 14	204 yards
	11/18/1995 Auburn 31, Alabama 27	302 yards
	09/14/1996 Alabama 36, Vanderbilt 26	209 yards
	10/19/1996 Alabama 37, Ole Miss 0	216 yards
	11/23/1996 Alabama 24, Auburn 23	292 yards
	12/07/1996 Florida 45, Alabama 30	264 yards
	10/25/1997 Alabama 29, Ole Miss 20	229 yards
	11/01/1997 Louisiana Tech 26, Alabama 20	228 yards

**Total 200-yard games: 8 (2 in 1995, 4 in 1996, 2 in 1997)**

**Record in 200-yard games: 4-4**

**Most consecutive 200-yard games: 2 (twice)**

<b>17.</b>	<b>Jay Barker (1991-94, 5,689 yards)</b>	<b>7</b>
	10/24/1992 Alabama 31, Ole Miss 10	285 yards
	09/11/1993 Alabama 17, Vanderbilt 6	279 yards
	10/16/1993 Alabama 17, Tennessee 17	315 yards
	11/13/1993 Alabama 36, Mississippi State 25	221 yards
	10/01/1994 Alabama 29, Georgia 28	396 yards
	11/12/1994 Alabama 29, Mississippi State 25	325 yards
	01/01/1995 Alabama 24, Ohio State 17	315 yards

**Total 200-yard games: 7 (1 in 1992, 2 in 1993, 3 in 1994)**

**Record in 200-yard games: 6-0-1**

**Most consecutive 200-yard games: 1**

\*He also owns the single-season record for most plays (461) and total offense (2,790 yards).

\*Wilson also set Alabama single-season records for most 200-yard passing games (9) and consecutive 200-yard games (7) in 2006.

## WILSON RECORD BOOK

### ATTEMPTS WITHOUT INTERCEPTION

Player, Year	Total
Brodie Croyle, 2005	190
Jay Barker, 1993-94	155
Freddie Kitchens, 1997	135
<b>John Parker Wilson, 2007</b>	<b>132</b>
<b>John Parker Wilson, 2006</b>	<b>104</b>
Jeff Ruitledge, 1978	100
David Smith, 1988	100

### CONSECUTIVE 200-YARD PASSING GAMES

Player, Year	Total
<b>John Parker Wilson, 2006</b>	<b>7</b>
Gary Hollingsworth, 1989-90	5
Mike Shula, 1985	4

### MOST 200-YARD PASSING GAMES (Season)

Player, Year	Total
<b>John Parker Wilson, 2006</b>	<b>9</b>
Gary Hollingsworth, 1989	8
Scott Hunter, 1969	6
Andrew Zow, 1998	6
Brodie Croyle, 2003	6
Brodie Croyle, 2005	6

### MOST 200-YARD PASSING GAMES (Career)

Player, Year	Total
Brodie Croyle, 2002-05	14
Andrew Zow, 1998-2001	14
<b>John Paker Wilson, 2005-Present</b>	<b>13</b>
Scott Hunter, 1969-70	9
Gary Hollingsworth, 1989-90	9

### 2007 WINNINGEST ACTIVE QBs (SEC)

Rk	Quarterback, School	Wins
1.	Brandon Cox, Auburn	23
2.	Erik Ainge, Tennessee	21
3.	Andre' Woodson, Kentucky	17
4.	Blake Mitchell, South Carolina	14
<b>5.</b>	<b>John Parker Wilson, Alabama</b>	<b>12</b>
	Matthew Stafford, Georgia	12
7.	Matt Flynn, LSU	7
	Chris Nickson, Vanderbilt	7
	Casey Dick, Arkansas	7
10.	Michael Henig, Mississippi State	5

## MOST CAREER 200-YARD PASSING GAMES

<b>17.</b>	<b>Walter Lewis (1980-83, 4,257 yards)</b>	<b>7</b>
	10/16/1982 Tennessee 35, Alabama 28	200 yards
	11/27/1982 Auburn 23, Alabama 22	232 yards
	09/10/1983 Alabama 20, Georgia Tech 7	204 yards
	09/17/1983 Alabama 40, Ole Miss 0	230 yards
	10/08/1983 Penn State 34, Alabama 28	236 yards
	10/15/1983 Tennessee 41, Alabama 34	245 yards
	10/29/1983 Alabama 35, Mississippi State 18	229 yards

**Total 200-yard games: 7 (2 in 1982, 5 in 1983)**

**Record in 200-yard games: 3-4**

**Most consecutive 200-yard games: 3 (1983)**

<b>8.</b>	<b>Tyler Watts (1999-2002, 3,540 yards)</b>	<b>5</b>
	11/06/1999 Alabama 23, LSU 17	203 yards
	09/01/2000 UCLA 20, Alabama 17	204 yards
	09/29/2001 South Carolina 37, Alabama 36	231 yards
	08/31/2002 Alabama 39, Middle Tennessee 34	236 yards
	11/09/2002 Alabama 28, Mississippi State 14	223 yards

**Total 200-yard games: 5 (1 in 1999, 2 in 2001, 2 in 2002)**

**Record in 200-yard games: 3-2**

**Most consecutive 200-yard games: 1**

<b>9.</b>	<b>Mike Shula (1983-86, 4,069 yards)</b>	<b>4</b>
	10/12/1985 Penn State 19, Alabama 17	211 yards
	10/19/1985 Tennessee 16, Alabama 14	216 yards
	10/26/1985 Alabama 28, Memphis State 9	336 yards
	11/02/1985 Alabama 44, Mississippi State 28	220 yards

**Total 200-yard games: 4 (all in 1985)**

**Record in 200-yard games: 2-2**

**Most consecutive 200-yard games: 4 (1985)**

<b>10.</b>	<b>Jeff Rutledge (1975-78, 3,351 yards)</b>	<b>2</b>
	11/13/1977 Notre Dame 21, Alabama 18	207 yards
	09/10/1977 Alabama 34, Ole Miss 13	215 yards

**Total 200-yard games: 2 (1 in 1976, 1 in 1977)**

**Record in 200-yard games: 1-1**

**Most consecutive 200-yard games: 1**

## JOHN PARKER WILSON CAREER STARTS BREAKDOWN

### ALL GAMES

	Gms	Comp	Att	Pct.	Yds	TD	INT
Wins	12	217	361	.601	2,619	18	6
Losses	9	179	328	.546	2,062	12	9

### SEC GAMES

	Gms	Comp	Att	Pct.	Yds	TD	INT
Wins	6	130	226	.575	1,518	10	5
Losses	6	126	231	.545	1,556	7	7

# JOHN PARKER WILSON RECORD WATCH

## SEASON PASS ATTEMPTS

Player, Year	Total
<b>John Parker Wilson, 2006</b>	<b>379</b>
Brodie Croyle, 2003	341
Brodie Croyle, 2005	339
Gary Hollingsworth, 1989	339
Freddie Kitchens, 1996	302
<b>John Parker Wilson, 2007</b>	<b>299</b>
Gary Hollingsworth, 1990	282
Scott Hunter, 1969	266
Andrew Zow, 1999	264
Andrew Zow, 1998	256
Walter Lewis, 1982	256

## SEASON PASS COMPLETIONS

Player, Year	Total
<b>John Parker Wilson, 2006</b>	<b>216</b>
Gary Hollingsworth, 1989	205
Brodie Croyle, 2005	202
Brodie Croyle, 2003	182
<b>John Parker Wilson, 2007</b>	<b>173</b>
Scott Hunter, 1969	157
Freddie Kitchens, 1996	152
Andrew Zow, 1999	148
Walter Lewis, 1983	144
Andrew Zow, 1998	143

## SEASON PASSING YARDS

Player, Year	Total
<b>John Parker Wilson, 2006</b>	<b>2,707</b>
Brodie Croyle, 2005	2,499
Gary Hollingsworth, 1989	2,379
Brodie Croyle, 2003	2,303
Scott Hunter, 1969	2,188
Freddie Kitchens, 1996	2,124
Mike Shula, 1985	2,009
Jay Barker, 1994	1,996
Walter Lewis, 1983	1,991
Andrew Zow, 1998	1,969

## SEASON TOUCHDOWN PASSES

Player, Year	Total
<b>John Parker Wilson, 2006</b>	<b>17</b>
Brodie Croyle, 2003	16
Mike Shula, 1985	16
Brodie Croyle, 2005	14
Walter Lewis, 1983	14
Freddie Kitchens, 1996	14
Jay Barker, 1994	14
Gary Hollingsworth, 1989	14
Harry Gilmer, 1945	13
Joe Namath, 1962	13
Jeff Rutledge, 1978	13
Mike Shula, 1986	13

## CAREER PASS ATTEMPTS

Player, Year	Total
Brodie Croyle, 2002-05	869
Andrew Zow, 1998-2001	852
Jay Barker, 1991-94	706
<b>John Parker Wilson, 2005-Present</b>	<b>689</b>
Freddie Kitchens, 1993-97	680
Scott Hunter, 1968-70	672
Gary Hollingsworth, 1989-90	621
Mike Shula, 1983-86	578
Walter Lewis, 1980-83	504
Tyler Watts, 1999-2002	484

## CAREER COMPLETIONS

Player, Year	Total
Brodie Croyle, 2002-05	488
Andrew Zow, 1998-2001	459
Jay Barker, 1991-94	402
<b>John Parker Wilson, 2005-Present</b>	<b>396</b>
Scott Hunter, 1968-70	382
Gary Hollingsworth, 1987-90	345
Freddie Kitchens, 1993-97	343
Mike Shula, 1983-86	313
Walter Lewis, 1980-83	286
Tyler Watts, 1999-2002	284

## CAREER PASSING YARDS

Player, Year	Total
Brodie Croyle, 2002-05	6,382
Andrew Zow, 1998-2001	5,983
Jay Barker, 1991-94	5,689
Scott Hunter, 1968-70	4,899
<b>John Parker Wilson, 2005-Present</b>	<b>4,681</b>
Freddie Kitchens, 1993-97	4,668
Walter Lewis, 1980-83	4,257
Mike Shula, 1983-86	4,069
Gary Hollingsworth, 1987-90	3,842
Tyler Watts, 1999-2002	3,540

## CAREER TOUCHDOWNS

Player, Year	Total
Brodie Croyle, 2002-05	41
Andrew Zow, 1998-2001	35
Mike Shula, 1983-86	35
<b>John Parker Wilson, 2005-Present</b>	<b>30</b>
Freddie Kitchens, 1993-97	30
Jeff Rutledge, 1975-78	30
Harry Gilmer, 1944-47	29
Walter Lewis, 1980-83	29
Scott Hunter, 1968-70	27
Jay Barker, 1991-94	26

## SEASON PLAYS

Player, Year	Total
<b>John Parker Wilson, 2006</b>	<b>461</b>
Brodie Croyle, 2003	413
Brodie Croyle, 2005	403
Walter Lewis, 1983	391
Gary Hollingsworth, 1989	383
<b>John Parker Wilson, 2007</b>	<b>348</b>
Gary Hollingsworth, 1990	324
Jay Barker, 1992	315
Jay Barker, 1994	313
Tyler Watts, 2002	311
Andrew Zow, 1998	309

## SEASON TOTAL YARDS

Player, Year	Total
<b>John Parker Wilson, 2006</b>	<b>2,790</b>
Brodie Croyle, 2005	2,343
Walter Lewis, 1983	2,329
Gary Hollingsworth, 1989	2,325
Brodie Croyle, 2003	2,311
Scott Hunter, 1969	2,157
Walter Lewis, 1982	2,087
Mike Shula, 1985	2,037
Freddie Kitchens, 1996	1,997
<b>John Parker Wilson, 2007</b>	<b>1,944</b>

## CAREER PLAYS

Player, Year	Total
Brodie Croyle, 2002-05	1,052
Andrew Zow, 1998-2001	1,020
Jay Barker, 1991-94	949
Walter Lewis, 1980-83	904
Freddie Kitchens, 1993-97	872
<b>John Parker Wilson, 2005-Present</b>	<b>823</b>
Harry Gilmer, 1944-47	821
Tyler Watts, 1999-2002	798
Scott Hunter, 1968-70	773
Shaun Alexander, 1996-99	729

## CAREER TOTAL YARDS

Player, Year	Total
Brodie Croyle, 2002-05	6,205
Andrew Zow, 1998-2001	5,958
Walter Lewis, 1980-83	5,690
Jay Barker, 1991-94	5,409
Scott Hunter, 1968-70	4,785
<b>John Parker Wilson, 2005-Present</b>	<b>4,681</b>
Tyler Watts, 1999-2002	4,668
Harry Gilmer, 1944-47	4,657
Freddie Kitchens, 1993-97	4,657
Mike Shula, 1983-86	4,151



## HALL OWNS CAREER RECEIVING MARKS

\*Senior wide receiver **DJ Hall (Ft. Walton Beach, Fla.)** owns seven receiving records at Alabama.

\*He enters the LSU game with 177 career catches for 2,682 yards and 16 touchdowns in 43 career games.

\*Hall averages 15.2 yards per catch and 62.4 yards per game in his UA career.

\*He is Alabama's career leader in receptions and receiving yards.

\*Hall became Alabama's all-time leader for receiving yards during the Tide's win over Arkansas on Sept. 15.

\*He broke the previous record of 2,070 career yards held by Ozzie Newsome (1974-77).

\*He had six catches for 173 yards and two touchdowns in the win over the Razorbacks.

\*Hall had a huge first quarter against Arkansas with four catches for 118 yards (29.5-yard average) and two touchdowns.

\*Hall's outing continued a trend against the Razorbacks as the senior has enjoyed much success against Arkansas.

\*In four games against Arkansas, Hall has 16 catches for 378 yards and five touchdowns. He has averaged 23.6 yards per catch and 94.5 yards per game in his career against the Razorbacks.

\*Hall became the Crimson Tide's all-time receptions leader with three catches against Houston on Oct. 6.

\*He surpassed the previous record of 152 career catches set by Freddie Milons (1998-2001).

\*In eight games this season, Hall leads Alabama with 50 catches for 764 yards and five touchdowns.

\*He averages 15.3 yards per catch and 95.5 yards per game this season. Hall is second in the SEC and 16th nationally in receiving yards per game.

\*Hall has led the Tide in receptions or receiving yards in five of eight games this season.

\*Hall had seven catches for 83 yards and one touchdown in the loss to Florida State on Sept. 29.

\*Hall caught 11 passes for 140 yards in the Tide's 27-24 win at Ole Miss on Oct. 13.

\*He added a school-record 13 catches for 185 yards and two touchdowns in the Tide's 41-17 win over Tennessee on Oct. 20. He also caught a two-point pass play from Wilson in the third quarter.

\*Hall's 13 catches broke the previous school record of 12 catches set by David Bailey against Tennessee in 1969 and 1970.

\*Hall's 185 receiving yards was his 13th career 100-yard game, extending his own school record.

\*Hall now has five games of 10 or more catches in his UA career which is also the most in school history.

\*Hall owns five of the Top 10 single-game receiving marks in school history. He owns the record with 13 receptions (Tennessee, 2007) and has added 11 receptions (twice) and 10 receptions (twice) in his career.

\*He also owns three of the Crimson Tide's Top 10 single-season reception marks. He posted the second-best mark in school history in 2006 with 62 catches. Hall has 50 catches this season, which ranks eighth on the single-season list. He had 48 catches (9th place) in 2005.

\*Hall also owns three of the Crimson Tide's Top 10 single-game receiving yards marks. The 185 yards against Tennessee on Oct. 20, 2007 ranks as the third-best in school history. He also posted the fifth-best total (172 vs. Arkansas, 2007) and 10th best total (157, Arkansas, 2006) in the last two seasons.

## HALL EYES TD MARK

\*Hall enters the LSU game with 16 career touchdown receptions, which leaves him two shy of Alabama's all-time record.

\*Dennis Homan (1965-67) holds the Alabama career record with 18 touchdowns.

\*Hall and Newsome are currently tied for second place on the all-time list with 16 career touchdowns for the Tide.

## HALL GOES FOR 100 IN TWO STRAIGHT

\*Hall has recorded back-to-back 100-yard games in wins over Ole Miss and Tennessee in the Tide's last two games.

\*He has 24 catches for 325 yards and two touchdowns in those two wins. He is averaging 12 catches and 162.5 yards per game in his last two outings. He has also averaged 13.5 yards per catch in those two games.

\*Hall had 11 catches for 140 yards in the Tide's 27-24 win at Ole Miss on Oct. 13.

\*He added a school-record 13 catches for 185 yards and two touchdowns in the 41-17 win over Tennessee on Oct. 20.

\*Hall, Newsome and Freddie Milons are the only receivers in school history to post consecutive 100-yard receiving games for the Crimson Tide.

### 100 Receiving Yards (2 Straight Games)

DJ Hall	140 vs. Ole Miss (2007)
	185 vs. Tennessee (2007)

Ozzie Newsome	106 vs. Miami (1977)
	119 vs. Auburn (1977)

### 100 Receiving Yards (3 Straight Games)

DJ Hall	144 vs. Arkansas (2006)
	117 vs. Florida (2006)
	124 vs. Duke (2006)

Freddie Milons	109 vs. Arkansas (1999)
	119 vs. Florida (1999)
	133 vs. Ole Miss (1999)

### 100 Receiving Yards (4 Straight Games)

DJ Hall	144 vs. Arkansas (2006)
	117 vs. Florida (2006)
	124 vs. Duke (2006)
	119 vs. Ole Miss (2006)

### 100 Receiving Yards (5 Straight Games)

DJ Hall	144 vs. Arkansas (2006)
	117 vs. Florida (2006)
	124 vs. Duke (2006)
	119 vs. Ole Miss (2006)
	102 vs. Tennessee (2007)

## HALL'S STREAK AT 27 GAMES

\*In addition to his numerous school records, **Hall has caught at least one pass in 27 consecutive games**, dating back to the 2005 season.

\*Hall's current streak began at Ole Miss on October 15, 2005, when he hauled in a 10-yard reception in the second quarter.

# DJ HALL RECORD WATCH

## SINGLE-GAME RECEPTIONS

Player (Opponent)	Total
<b>DJ Hall (vs. Tennessee, 2007)</b>	<b>13</b>
David Bailey (vs. Tennessee, 1969)	12
David Bailey (vs. Tennessee, 1970)	12
<b>DJ Hall (vs. Ole Miss, 2007)</b>	<b>11</b>
<b>DJ Hall vs. Utah State, 2005)</b>	<b>11</b>
Quincy Jackson (vs. BYU, 1998)	11
Dennis Homan (vs. Southern Mississippi, 1967)	11
<b>DJ Hall (vs. Mississippi State, 2006)</b>	<b>10</b>
<b>DJ Hall (vs. Tennessee, 2005)</b>	<b>10</b>
Five Players	9

## SINGLE-SEASON RECEPTIONS

Player, Year	Total
Freddie Milons, 1999	65
<b>DJ Hall, 2006</b>	<b>62</b>
David Palmer, 1993	61
David Bailey, 1969	56
David Bailey, 1970	55
Dennis Homan, 1967	54
Lamonde Russell, 1989	51
<b>DJ Hall, 2007</b>	<b>50</b>
<b>DJ Hall, 2005</b>	<b>48</b>
Quincy Jackson, 1998	48
Kevin Turner, 1989	48

## CAREER RECEPTIONS

Player, Year	Total
<b>DJ Hall, 2004-Present</b>	<b>177</b>
Freddie Milons, 1998-2001	152
David Bailey, 1969-71	132
Lamonde Russell, 1987-90	108
Antonio Carter, 1999-2004	106
Curtis Brown, 1991-95	106
<b>Keith Brown, 2004-Present</b>	<b>105</b>
David Palmer, 1991-93	102
Ozzie Newsome, 1974-77	102
Kevin Turner, 1988-91	97

## SINGLE-GAME RECEIVING YARDS

Player, Opponent	Yards
David Palmer, Vanderbilt (1993)	217
David Bailey, Auburn (1969)	187
<b>DJ Hall, Tennessee (2007)</b>	<b>185</b>
Toderick Malone, Georgia (1994)	173
<b>DJ Hall, Arkansas (2006)</b>	<b>172</b>
David Palmer, Mississippi State (1993)	171
Dennis Homan, Florida State (1967)	159
Siran Stacy, Tennessee (1989)	158
Ken McAfee, Villanova (1951)	158
<b>DJ Hall, Utah State (2005)</b>	<b>157</b>
Antonio Carter, Ole Miss (2000)	157

## SINGLE-SEASON RECEIVING YARDS

Player, Year	Total
<b>DJ Hall, 2006</b>	<b>1,056</b>
David Palmer, 1993	1,000
Dennis Homan, 1967	820
Ozzie Newsome, 1977	804
David Bailey, 1970	790
David Bailey, 1969	781
<b>DJ Hall, 2007</b>	<b>764</b>
Al Lary, 1950	756
Freddie Milons, 1999	733
Michael Vaughn, 1996	702

## CAREER RECEIVING YARDS

Player, Year	Total
<b>DJ Hall, 2004-Present</b>	<b>2,682</b>
Ozzie Newsome, 1974-77	2,070
Freddie Milons, 1998-2001	1,859
David Bailey, 1969-71	1,857
David Palmer, 1991-93	1,611
Curtis Brown, 1991-95	1,568
<b>Keith Brown, 2004-Present</b>	<b>1,575</b>
Dennis Homan, 1965-67	1,495
Joey Jones, 1980-83	1,386
Toderick Malone, 1993-95	1,368

## CAREER TOUCHDOWN RECEPTIONS

Player, Year	Total
Dennis Homan, 1965-67	18
<b>DJ Hall, 2004-Present</b>	<b>16</b>
Ozzie Newsome, 1974-77	16
Joey Jones, 1980-83	15
Al Lary, 1948-50	14
David Bailey, 1969-71	13
Wayne Wheeler, 1971-73	11
Jesse Bendross, 1980-83	11
Al Bell, 1985-86	11
David Palmer, 1991-93	11
Toderick Malone, 1993-95	11
Curtis Brown, 1991-95	11

## MOST 100-YARD GAMES (Season)

Total	Player (Year)
<b>7</b>	<b>DJ Hall (2006)</b>
4	Ozzie Newsome (1977)
<b>3</b>	<b>DJ Hall (2007)</b>
3	Freddie Milons (1999)
3	David Palmer (1993)
3	David Bailey (1969)

## MOST 100-YARD GAMES (Career)

Total	Player (Years)
<b>13</b>	<b>DJ Hall (2004-06)</b>
6	Ozzie Newsome (1974-77)
5	David Bailey (1969-71)
5	Dennis Homan (1965-67)
4	Freddie Milons (1998-01)
4	Wayne Wheeler (1971-73)
4	David Palmer (1991-93)

## HALL'S CAREER 100-YARD GAMES

Yards	Opponent (Year)
130	Southern Miss (2005)
139	Tennessee (2005)
157	Utah State (2005)
144	Arkansas (2006)
117	Florida (2006)
124	Duke (2006)
119	Ole Miss (2006)
102	Tennessee (2006)
125	Mississippi State (2006)
142	LSU (2006)
172	Arkansas (2007)
140	Ole Miss (2007)
185	Tennessee (2007)

## GRANT SETS FRESHMAN MARKS

\*Redshirt freshman **Terry Grant** (Lumberton, Miss.) owns Alabama single-season freshman records for rushing attempts, rushing yards and touchdowns.

\*In eight games this season, Grant has 127 rushing attempts for 697 yards and seven touchdowns.

\*The 127 rushing attempts are the most in school history by an Alabama freshman. Kerry Goode held the previous record with 103 rushing attempts in 1983.

\*Grant's 697 rushing yards is also the most in school history by an Alabama freshman. The previous record was 693 rushing yards by Goode in 1983.

\*Grant's seven rushing touchdowns is also an Alabama freshman record. The previous record of six touchdowns was held by Shaun Alexander in 1996.

\*He opened the season with back-to-back 100-yard rushing games against Western Carolina and Vanderbilt.

\*Grant burst onto the scene in the Crimson Tide's season opener against Western Carolina with 18 carries for 134 yards and three touchdowns on Sept. 1.

\*He added 24 carries for 173 yards and two touchdowns in his first career SEC start against Vanderbilt on Sept. 8. The 173 rushing yards were the third-most in school history by a freshman running back.

\*Grant earned SEC Freshman of the Week honors after the Western Carolina, Vanderbilt and Arkansas games.

\*He added 20 carries for 96 yards in the Tide's 41-38 win over Arkansas on Sept. 15.

\*Grant recorded his third 100-yard game of the season in the Tide's 41-17 win over Tennessee on Oct. 20.

\*Against the Vols, he ran a career-high 26 times for 104 yards and one touchdown. In the win, he also set UA single-season freshman records for rushing attempts, rushing yards and rushing touchdowns.

\*Here is a look at the UA freshman rushing records since 1972.

## ALABAMA FRESHMAN RUSHING RECORDS

### Most Rushing Attempts

Rank	Player (Year)	Attempts
1.	<b>Terry Grant (2007)</b>	<b>127</b>
2.	Kerry Goode (1983)	103
3.	Bobby Humphrey (1985)	99
4.	Gene Jelks (1985)	93
5.	Ricky Moore (1981)	79
6.	Shaun Alexander (1996)	77
7.	Calvin Culliver (1973)	53
8.	Linnie Patrick (1980)	50
9.	Walter Lewis (1980)	45
10.	Ray Hudson (2001)	37
	Dennis Riddle (1994)	37

### Most Rushing Yards

Rank	Player (Year)	Yards
1.	<b>Terry Grant (2007)</b>	<b>697</b>
2.	Kerry Goode (1983)	693
3.	Shaun Alexander (1996)	589
4.	Gene Jelks (1985)	588
5.	Bobby Humphrey (1985)	502
5.	Linnie Patrick (1980)	361
6.	Calvin Culliver (1972)	352
7.	Ricky Moore (1981)	347
9.	Walter Lewis (1980)	219
10.	Ray Hudson (2001)	205

### Most Rushing Touchdowns

Rank	Player (Year)	TDs
1.	<b>Terry Grant (2007)</b>	<b>7</b>
2.	Shaun Alexander (1996)	6
3.	Gene Jelks (1985)	5
4.	Bobby Humphrey (1985)	4
5.	Calvin Culliver (1972)	3
	Linnie Patrick (1980)	3
	Kerry Goode (1983)	3
8.	Walter Lewis (1980)	2
	Sherman Williams (1991)	2
	Dennis Riddle (1994)	2

### Highest Average Per Rush (Min. 35 atts.)

Rank	Player (Year)	Avg.
1.	Shaun Alexander (1996)	7.6
2.	Linnie Patrick (1980)	7.2
3.	Kerry Goode (1983)	6.7
4.	Calvin Culliver (1972)	6.6
5.	Gene Jelks (1985)	6.3
6.	<b>Terry Grant (2007)</b>	<b>5.5</b>
	Ray Hudson (2001)	5.5
8.	Bobby Humphrey (1985)	5.1
9.	Walter Lewis (1980)	4.8
10.	Ricky Moore (1981)	4.4

## TERRY GRANT NOTEBOOK

\*Named **SEC Freshman of the Week** against Western Carolina (Sept. 1), Vanderbilt (Sept. 8) and Arkansas (Sept. 15).

\*He ran for 173 yards in the Tide's 24-10 win at Vanderbilt, the third-highest rushing total for a freshman in school history.

\*Grant ran for 134 yards in his first collegiate start in the season opener against Western Carolina on Sept. 1. He had 18 carries for 134 yards and three touchdowns, all in the first half of UA's 52-6 win.

\*He was the first UA player since Kenneth Darby to rush for 100 or more yards in his first start.

\*Darby ran for 197 yards in his first start against Southern Mississippi on Oct. 16, 2004. Darby's 197 yards are the most by an Alabama running back in his first career start.

\*Grant's three rushing touchdowns were the most by an Alabama running back since Shaud Williams scored three touchdowns in win over Kentucky on September 13, 2003.

\*Grant's 134 rushing yards was the **fourth-best rushing total** in a season opener in Alabama history.

### TOP OPENING DAY RUSHING EFFORTS

Player	Yards
Calvin Culliver	169
Siran Stacy	169
Sherman Williams	153
<b>Terry Grant</b>	<b>134</b>
Shaun Alexander	132

### OPENING DAY RUSHING TOTALS (Since 1994)

Year	Player	Yards
2007	Terry Grant	134
2006	Jimmy Johns	58
2005	Ken Darby	95
2004	Ray Hudson	114
2003	Shaud Williams	100
2002	Ahmaad Galloway	82
2001	Tyler Watts	81
2000	Jason McAddley	56
1999	Shaun Alexander	116
1998	Shaun Alexander	132
1997	Shaun Alexander	62
1996	Curtis Alexander	62
1995	Dennis Riddle	69
1994	Sherman Williams	153

### TOP FRESHMAN RUSHING EFFORTS

Player	Yards
Shaun Alexander at LSU (1996)	296
Gene Jelks vs. Auburn (1985)	192
<b>Terry Grant at Vanderbilt (2007)</b>	<b>173</b>

## ALABAMA-LSU SERIES

\*Alabama leads the all-time series with LSU **43-22-5 (.650)** in a series that dates back to the 1895 season.

\*The 2007 game will be the **71st meeting** between these two long-time Southern football rivals.

\*The Tigers won the inaugural meeting (12-6) played in Baton Rouge on Nov. 18, 1895. The two teams did not meet again until the 1902 season, with LSU prevailing once again.

\*Alabama's first series win came on Nov. 9, 1903 in Baton Rouge as the Crimson Tide scored a 10-0 victory.

\*LSU won four of the first six meetings in the series, before Alabama began to take control at the conclusion of World War I. From 1919-45, Alabama posted a 12-game unbeaten streak (9-0-3) against LSU.

\*The two schools did not meet from 1931-43. The series was resumed during the 1944 season.

\*The Fighting Tigers would gain a slight advantage over the next nine meetings, posting a 5-3-1 record from 1946-58.

\*In 1964, the series became one-sided in favor of the Crimson Tide. Alabama would go 16-2 (.889) against LSU from 1964-81, including a series-long 11-game winning streak from 1971-81.

\*During Paul Bryant's era as head coach (1958-82), UA posted a 16-4 (.800) mark against LSU, which included a five-game winning streak (1964-68) and a 11-game winning streak (1971-81). LSU's four wins over Bryant's teams came in 1958, 1969, 1970 and 1982.

\*Since 1982, the Crimson Tide holds a narrow 12-11-1 (.521) series lead with the Tigers. Included in that stretch was a four-game winning streak by Alabama from 1989-92.

\*LSU also ended UA's school record 31-game (30-0-1) unbeaten streak with a 17-13 win at Bryant-Denny Stadium in 1993.

\*The Tigers also snapped a 15-game winless streak to the Crimson Tide in Tiger Stadium with a 30-28 win in Baton Rouge on Nov. 4, 2000.

\*LSU has **won seven of the last 11 meetings**, dating back to 1997.

## ALABAMA-LSU ALL-TIME RESULTS

Date	Result	Site	Series Record
Nov. 18, 1895	LSU 12, Alabama 6	Baton Rouge	0-1
Nov. 29, 1902	LSU 11, Alabama 0	Tuscaloosa	0-2
Nov. 9, 1903	Alabama 18, LSU 0	Baton Rouge	1-2
Dec. 2, 1904	Alabama 11, LSU 0	Baton Rouge	2-2
Nov. 23, 1907	Alabama 6, LSU 4	Mobile	3-2
Nov. 25, 1909	LSU 12, Alabama 6	Birmingham	3-3
Nov. 15, 1919	Alabama 23, LSU 0	Baton Rouge	4-3
Nov. 11, 1920	Alabama 21, LSU 0	Tuscaloosa	5-3
Oct. 29, 1921	Alabama 7, LSU 7	New Orleans	5-3-1
Nov. 10, 1922	Alabama 47, LSU 3	Tuscaloosa	6-3-1
Nov. 16, 1923	Alabama 30, LSU 3	Montgomery	7-3-1
Oct. 10, 1925	Alabama 42, LSU 0	Baton Rouge	8-3-1
Oct. 30, 1926	Alabama 24, LSU 0	Tuscaloosa	9-3-1
Oct. 8, 1927	Alabama 0, LSU 0	Birmingham	9-3-2
Dec. 8, 1928	Alabama 13, LSU 0	Birmingham	10-3-2
Nov. 15, 1930	Alabama 33, LSU 0	Montgomery	11-3-2
Sept. 30, 1944	Alabama 27, LSU 27	Baton Rouge	11-3-3
Oct. 6, 1945	Alabama 26, LSU 7	Baton Rouge	12-3-3
Nov. 9, 1946	LSU 31, Alabama 21	Baton Rouge	12-4-3
Nov. 22, 1947	Alabama 41, LSU 12	Tuscaloosa	13-4-3
Nov. 20, 1948	LSU 26, Alabama 6	Baton Rouge	13-5-3
Sept. 29, 1951	LSU 13, Alabama 7	Mobile	13-6-3
Sept. 27, 1952	Alabama 21, LSU 20	Baton Rouge	14-6-3
Sept. 26, 1953	Alabama 7, LSU 7	Mobile	14-6-4
Sept. 25, 1954	Alabama 12, LSU 0	Baton Rouge	15-6-4
Sept. 28, 1957	LSU 28, Alabama 0	Baton Rouge	15-7-4
Sept. 27, 1958	LSU 13, Alabama 3	Mobile	15-8-4
Nov. 7, 1964	Alabama 17, LSU 9	Birmingham	16-8-4
Nov. 6, 1965	Alabama 31, LSU 7	Baton Rouge	17-8-4
Nov. 5, 1966	Alabama 21, LSU 0	Birmingham	18-8-4
Nov. 11, 1967	Alabama 7, LSU 6	Baton Rouge	19-8-4
Nov. 9, 1968	Alabama 16, LSU 7	Birmingham	20-8-4
Nov. 8, 1969	LSU 20, Alabama 15	Baton Rouge	20-9-4
Nov. 7, 1970	LSU 14, Alabama 9	Birmingham	20-10-4
Nov. 6, 1971	Alabama 14, LSU 7	Baton Rouge	21-10-4
Nov. 11, 1972	Alabama 35, LSU 21	Birmingham	22-10-4
Nov. 22, 1973	Alabama 21, LSU 7	Baton Rouge	23-10-4
Nov. 9, 1974	Alabama 30, LSU 0	Birmingham	24-10-4
Nov. 8, 1975	Alabama 23, LSU 10	Baton Rouge	25-10-4
Nov. 6, 1976	Alabama 28, LSU 17	Birmingham	26-10-4
Nov. 5, 1977	Alabama 24, LSU 3	Baton Rouge	27-10-4
Nov. 11, 1978	Alabama 31, LSU 10	Birmingham	28-10-4
Nov. 10, 1979	Alabama 3, LSU 0	Baton Rouge	29-10-4
Nov. 8, 1980	Alabama 28, LSU 7	Tuscaloosa	30-10-4
Sept. 5, 1981	Alabama 24, LSU 7	Baton Rouge	31-10-4
Nov. 6, 1982	LSU 20, Alabama 10	Birmingham	31-11-4
Nov. 5, 1983	Alabama 32, LSU 26	Baton Rouge	32-11-4
Nov. 10, 1984	LSU 16, Alabama 14	Birmingham	32-12-4
Nov. 9, 1985	Alabama 14, LSU 14	Baton Rouge	32-12-5
Nov. 8, 1986	LSU 14, Alabama 10	Birmingham	32-13-5
Nov. 7, 1987	Alabama 22, LSU 10	Baton Rouge	33-13-5
Nov. 5, 1988	LSU 19, Alabama 18	Tuscaloosa	33-14-5
Nov. 11, 1989	Alabama 32, LSU 16	Baton Rouge	34-14-5
Nov. 10, 1990	Alabama 24, LSU 3	Tuscaloosa	35-14-5
Nov. 9, 1991	Alabama 20, LSU 17	Baton Rouge	36-14-5
Nov. 7, 1992	Alabama 31, LSU 11	Baton Rouge	37-14-5
Nov. 6, 1993	LSU 17, Alabama 13	Tuscaloosa	37-15-5
Nov. 5, 1994	Alabama 35, LSU 17	Baton Rouge	38-15-5
Nov. 4, 1995	Alabama 10, LSU 3	Tuscaloosa	39-15-5
Nov. 9, 1996	Alabama 26, LSU 0	Baton Rouge	40-15-5
Nov. 8, 1997	LSU 27, Alabama 0	Tuscaloosa	40-16-5
Nov. 7, 1998	Alabama 22, LSU 16	Baton Rouge	41-16-5
Nov. 6, 1999	Alabama 23, LSU 17	Tuscaloosa	42-16-5
Nov. 4, 2000	LSU 30, Alabama 28	Baton Rouge	42-17-5
Nov. 3, 2001	LSU 35, Alabama 21	Tuscaloosa	42-18-5
Nov. 16, 2002	Alabama 31, LSU 0	Baton Rouge	43-18-5
Nov. 15, 2003	LSU 27, Alabama 3	Tuscaloosa	43-19-5
Nov. 13, 2004	LSU 26, Alabama 10	Baton Rouge	43-20-5
Nov. 12, 2005	LSU 16, Alabama 13 (ot)	Tuscaloosa	43-21-5
Nov. 11, 2006	LSU 28, Alabama 14	Baton Rouge	43-22-5

\*The Tigers have also **won six of the last seven meetings**, dating back to 2000.

\*Alabama has not beaten LSU in Tuscaloosa since a 23-17 win in 1999.

\*Alabama has not beaten LSU in Baton Rouge since a 31-0 win in 2002.

### THERE'S NO PLACE LIKE HOME

\*There's no place like home, unless you play in the Alabama-LSU football series.

\*A streaky series at best, this matchup between Alabama and LSU has produced some interesting results.

\*The Crimson Tide holds a 43-22-5 series lead over the Tigers in a series that has been dominated by the road team.

\*The **home team has compiled an 11-25-1 (.311) record since the 1970 season.**

\*The road team won every game in the Alabama-LSU series from 1981-89, with the exception of a 14-14 tie in Baton Rouge in 1985.

\*Alabama snapped the nine-game unbeaten streak by the road team with a 24-3 win in Tuscaloosa during the 1990 season.

\*Since 1991, **the road team is 11-5 (.688) in the last 16 games.**

\*Since 1971, **Alabama has posted a 15-2-1 (.861) record against LSU in Baton Rouge**, including a 15-game unbeaten streak from 1971-98.

\*Alabama posted a 14-0-1 record at Tiger Stadium during that stretch, which included a 14-14 tie in 1985.

\*LSU has won two the last three meetings in Death Valley, including a 26-10 decision in the last meeting in 2004.

\*LSU has won back-to-back home games with Alabama, including last year's 28-14 win in Baton Rouge. The only other time in series history in which LSU won two straight home games against Alabama was 1946-48.

\*The Tigers beat Alabama in back-to-back home games on Nov. 9, 1946 (31-21) and Nov. 20, 1948 (26-6).

\*Since 1982, LSU owns an **9-3 (.750) record** over the Crimson Tide in the state of Alabama. The Tigers won four straight road games from 1982-88.

### THE STATS

\*Here is the statistical comparison between Alabama and LSU.

#### ALABAMA-LSU STATS

Category	Alabama	LSU
Record	6-2	7-1
Conference Record	4-1	4-1
Points Scored	252	294
Average	31.5	36.8
Points Allowed	166	123
Average	20.8	15.4
Rushing Yards	170.0	224.2
Passing Yards	243.6	211.1
Total Offense	413.6	435.4
Rushing Defense	131.4	71.6
Passing Defense	223.6	160.6
Total Defense	355.0	232.2
Turnovers	9	8
Fumbles	4	2
Interceptions	5	6
Penalties/Yards	44-358	69-509
Penalties Per Game	5.5	8.6
Average Yards	44.8	63.6
Punting (No-Yds)	40-1521	33-1430
Punting Avg	38.0	43.3
Net Punting	33.9	36.0
Time of Possession	30:32	32:08
Third Down Conv.	51/125	58/123
Percentage	41%	47%
Fourth Down Conv.	4/7	7/8
Percentage	57%	88%
Sacks By	14 (-96)	22 (-173)
Sacks Allowed	14 (-72)	19 (-119)

#### RUSHING LEADERS

#### Att-Yards-TD

Terry Grant (UA)	127-697-7
Glen Coffee (UA)	90-413-4
Roy Upchurch (UA)	28-161-1
Jacob Hester (LSU)	113-544-5
Keiland Williams (LSU)	41-283-5
Charles Scott (LSU)	33-236-4

#### PASSING LEADERS

#### Comp-Att-Yards-INT-TD

John Parker Wilson (UA)	173-299-1,876-5-11
Greg McElroy (UA)	8-9-73-0-1
Matt Flynn (LSU)	10-6-190-1,266-5-8
Ryan Perrilloux (LSU)	29-41-414-1-6

#### RECEIVING LEADERS

#### Rec-Yards-TD

DJ Hall (UA)	50-764-5
Matt Caddell (UA)	27-257-1
Mike McCoy (UA)	23-168-1
Terry Grant (UA)	18-123-1
Glen Coffee (UA)	14-122-0
Brandon LaFell (LSU)	30-412-1
Early Doucet (LSU)	22-246-2
Richard Dickson (LSU)	16-162-2
Demetrius Byrd (LSU)	14-299-3
Jared Mitchell (LSU)	13-143-0

#### PUNTING

#### No-Yards-Avg-Blk

P.J. Fitzgerald (UA)	39-1,521-39.0-1
Patrick Fisher (LSU)	31-1,368-44.1-0
Josh Jasper (LSU)	1-40-40.0-0

#### PUNT RETURNS

#### No.-Yards-Avg-TD

Javier Arenas (UA)	16-257-16.1-0
Jonathan Lowe (UA)	1-23-23.0-0
Chad Jones (LSU)	7-60-8.6-0
Jared Mitchell (LSU)	4-19-4.8-0

#### KICKOFF RETURNS

#### No.-Yards-Avg-TD

Javier Arenas (UA)	15-379-25.3-0
Jonathan Lowe (UA)	9-158-17.6-0
Matt Caddell (UA)	2-27-13.5-0
Trindon Holliday (LSU)	9-230-25.6-0
Keiland Williams (LSU)	6-112-18.7-0

#### LEADING TACKLERS

#### Solo-Ast-Total

Rashad Johnson (UA)	31-24-55
Rolando McClain (UA)	20-27-47
Wallace Gilberry (UA)	27-18-45
Simeon Castille (UA)	27-15-43
Kareem Jackson (UA)	28-13-41
Ezekial Knight (UA)	20-21-41
Craig Steltz (LSU)	36-23-59
Ali Highsmith (LSU)	25-31-56
Kriston Pittman (LSU)	16-28-44
Darry Beckwith (LSU)	21-21-42
Glenn Dorsey (LSU)	19-20-39

#### SACKS LEADERS

#### No-Yards

Wallace Gilberry (UA)	4 (-13)
Ezekial Knight (UA)	2 (-22)
Brandon Deaderick (UA)	2 (-18)
Lorenzo Washington (UA)	2 (-17)
Glenn Dorsey (LSU)	4 (-32)
Danny McCray (LSU)	3 (-32)
Kirston Pittman (LSU)	2.5 (13)

#### TFL LEADERS

#### No-Yards

Wallace Gilberry (UA)	12 (-34)
Ezekial Knight (UA)	6.5 (-35)
Rolando McClain (UA)	4.5 (-16)
Glenn Dorsey (LSU)	6.5 (-36)
Kirston Pittman (LSU)	6.5 (-31)
Ali Highsmith (LSU)	6 (-19)

#### INTERCEPTION LEADERS

#### No.-Yards-TD

Rashad Johnson (UA)	4-54-0
Simeon Castille (UA)	2-0-0
Craig Steltz (LSU)	4-111-0
Chevis Jackson (LSU)	3-0-0

#### PBU LEADERS

#### Total

Simeon Castille (UA)	7
Chevis Jackson (LSU)	8
Ali Highsmith (LSU)	6

\*LSU enters the 2007 season having won four of the last five games at Bryant-Denny Stadium.

#### Recent Games in Alabama

Year	Result
1982	*LSU 20, Alabama 10
1984	*LSU 16, Alabama 14
1986	*LSU 14, Alabama 10
1988	LSU 19, Alabama 18
1990	Alabama 24, LSU 3
1993	LSU 17, Alabama 13
1995	Alabama 10, LSU 3
1997	LSU 27, Alabama 0
1999	Alabama 23, LSU 17
2001	LSU 35, Alabama 21
2003	LSU 27, Alabama 3
2005	LSU, 16, Alabama 13 (ot)

\* -- Legion Field (Birmingham)

#### Recent Games at Tiger Stadium

Year	Result
1971	Alabama 14, LSU 7
1973	Alabama 21, LSU 7
1975	Alabama 23, LSU 10
1977	Alabama 24, LSU 3
1979	Alabama 3, LSU 0
1981	Alabama 24, LSU 7
1983	Alabama 32, LSU 26
1985	Alabama 14, LSU 14
1987	Alabama 22, LSU 10
1989	Alabama 32, LSU 16
1991	Alabama 20, LSU 17
1992	Alabama 31, LSU 11
1994	Alabama 35, LSU 17
1996	Alabama 26, LSU 0
1998	Alabama 22, LSU 16
2000	LSU 30, Alabama 28
2002	Alabama 31, LSU 0
2004	LSU 26, Alabama 10
2006	LSU 28, Alabama 14

#### BAMA-LSU SERIES AT VARIOUS SITES

\*The Alabama-LSU series has been played at six different sites since the initial meeting in 1895.

\*The city of Baton Rouge has hosted the most games in the series (33), with Alabama posting a 23-8-2 (.697) record on the LSU campus.

\*Only one other Louisiana city has hosted this series, with Alabama and LSU playing to a 7-7 tie in New Orleans in 1921.

\*Four Alabama cities have played host to this rivalry, including Tuscaloosa, Mobile, Montgomery and Birmingham.

### ALABAMA FOOTBALL CAREER STATS (vs. LSU)

Player (GP)	Rushing	Passing	Receiving	Other
Keith Brown (3)	0-0-0	0-0-0	7-79-0	0-0-0
Matt Caddell (3)	0-0-0	0-0-0	5-82-0	0-0-0
Glen Coffee (1)	1-14-0	0-0-0	1-40-0	0-0-0
DJ Hall (3)	0-0-0	0-0-0	14-190-1	0-0-0
Jimmy Johns (2)	5-38-0	0-0-0	0-0-0	0-0-0
Travis McCall (2)	0-0-0	1-8-0	0-0-0	0-0-0
Will Oakley (2)	0-0-0	0-0-0	4-51-0	0-0-0
Nikita Stover (1)	0-0-0	0-0-0	1-6-1	0-0-0
John Parker Wilson (1)	7-2-0	22-35-291-1-2	0-0-0	0-0-0

Player (GP)	Tackles	TFLs	Sacks	Other
Marcus Carter (3)	4-1-5	0	0	None
Simeon Castille (3)	7-5-12	1 (-5)	1 (-5)	1 PBU
Matt Collins (3)	1-2-3	1 (-17)	1 (-17)	None
Brandon Deaderick (1)	0-1-1	0	0	None
Wallace Gilberry (3)	2-11-13	4 (-25)	1 (-7)	None
Eric Gray (1)	1-0-1	0	0	None
Bobby Greenwood (2)	3-4-7	2 (-17)	1 (-10)	None
Prince Hall (1)	3-6-9	0.5 (-1)	0	None
Marquis Johnson (1)	0-1-1	0	0	None
Rashad Johnson (1)	1-1-2	0	0	None
Ezekial Knight (1)	1-0-1	0	0	None
Lionel Mitchell (1)	1-0-1	0	0	None
Demarcus Waldrop (3)	1-3-4	0	0	None

#### ALABAMA-LSU PLAYER NOTEBOOK

\*Senior defensive lineman **Wallace Gilberry** has 13 career tackles, including 4 1/2 TFLs in his three game career against LSU. Gilberry had seven tackles and 2 1/2 TFLs in the last meeting in Tuscaloosa during the 2005 season.

\*Junior defensive end **Bobby Greenwood** has seven tackles, including two TFLs (-17) during his two-game career against LSU. He had one sack in 2005 (-10) and one TFL (-7) in last year's game.

\*Senior wide receiver **DJ Hall** has 14 catches for 190 yards and one touchdown in his career against LSU. He had eight catches for 141 yards (17.8 per catch) in last year's game in Baton Rouge. In 2005, Hall caught six passes for 46 yards, including a 8-yard TD pass in UA built a 10-0 halftime lead over the Tigers in Tuscaloosa.

\*Junior defensive back **Rashad Johnson** did not play in last year's game with LSU while nursing an ankle injury.

\*Junior wide receiver **Nikita Stover** caught his first career touchdown pass (6 yard pass from John Parker Wilson) against LSU last year in Baton Rouge.

\*Junior quarterback **John Parker Wilson** completed 22 of 35 passes for 291 yards in last year's loss to LSU. Wilson threw two touchdown passes and one interception in the 28-14 loss at Tiger Stadium.

#### ALABAMA SINGLE-GAME RECORDS (vs. LSU)

Category	Record Holder (Year)
Rushing Attempts:	35, Kenneth Darby (2004) 35, Bobby Humphrey (1987) 33, Dennis Riddle (1995)
Rushing Yards:	291, Shaun Alexander (1996) ( <i>UA single-game record</i> ) 211, Siran Stacy (1989)
Rushing TD:	4, Shaun Alexander (1996)
Most TD Passes:	3, Andrew Zow (1988)
Longest Pass:	77, Gary Rutledge to Wayne Wheeler (1973) (TD)
Most Receiving Yards:	134, Quincy Jackson (1998)
Most TD Receptions:	2, Quincy Jackson (1998)

## ALABAMA-LSU SERIES RECORD BY SITES

Site	Series Record
Baton Rouge	UA leads, 23-8-2
New Orleans	Series Tied, 0-0-1
Tuscaloosa	UA leads 9-6
Birmingham	UA leads 8-5-1
Montgomery	UA leads 2-0
Mobile	LSU leads 2-1-1

## LSU SERIES IS A LONG ONE

\*For now, the Alabama-LSU series ranks as the fourth-longest in Crimson Tide history.

## MOST GAMES VS. OPPONENT (All-Time)

Opponent	Games	1st Meeting
Miss. State	91	1896
Tennessee	90	1901
Vanderbilt	81	1903
LSU	71	1895
Auburn	70	1892

\*In addition, the LSU series is tied for the third-oldest series in the UA record books as the two teams first met in 1895.

## ALABAMA'S OLDEST FOOTBALL SERIES

Rank	Opponent	First Meeting
1.	Auburn	1893
2.	Ole Miss	1894
3.	Georgia	1895
	LSU	1895
5.	Mississippi State	1896
6.	Tennessee	1901

## SERIES HIGHLIGHTS

\*The LSU series is the fourth oldest series in the UA record books. The series dates back to 1895.

\*LSU and Southern Miss are the only two teams to play Alabama at all four modern era home sites -- Crampton Bowl, Ladd Stadium, Legion Field and Bryant-Denny Stadium.

\*Alabama has shutout LSU 15 times, including a 31-0 win in Baton Rouge in 2002. The Crimson Tide's largest shutout victory was a 42-0 decision in 1925.

\*LSU has shutout Alabama three times and not since a 27-0 win in Tuscaloosa in 1997. The Tigers' largest shutout win came in 1957 (28-0).

\*Alabama's longest series winning streak is 11 games from 1971-82.

\*LSU's longest winning streak over Alabama is the Tigers' **current three-game winning streak**.

## Game 11 | LSU 28 - Alabama 14 | November 11, 2006 Tiger Stadium | Baton Rouge, La. | (ESPN) | Attendance: 92,588

BATONROUGE, La. - Sophomore quarterback John Parker Wilson was 22-of-35 for 291 yards and two touchdowns, and junior DJ Hall caught eight passes for 142 yards, but it wasn't enough as Alabama fell to No. 12 LSU 28-14 in Baton Rouge.

Wilson's 291 yards were a career high, giving him 2,286 passing yards on the season. In front of an announced crowd of 92,588, the second-largest in Tiger Stadium history, LSU jumped out to a 14-0 lead in the first quarter, largely due to the arm of quarterback JaMarcus Russell, who threw for 106 yards in the first 15 minutes.

The Tigers' first drive covered 73 yards in just 1:26; with tailback Keiland Williams capping the scoring with a 38-yard run to take the 7-0 lead. After an Alabama missed field goal, LSU drove the ball back down the field 68 yards in five plays, scoring on a 30-yard pass from Russell to Early Doucet for the 14-0 lead. Alabama answered with an eight-play, 75-yard drive, capped by a 29-yard pass from Wilson to senior Ken Darby.

The catch, which gave Darby his first touchdown of the season, pulled Alabama to within 14-7 with 3:37 left in the first quarter. LSU's next drive went 80 yards in 10 plays, with Russell throwing his second touchdown of the night, this one to Dwayne Bowe, to extend the lead to 21-7 with 13:33 left in the first half.

Alabama pulled back to within seven when the Tide answered with an 80-yard drive of its own, with Wilson finding Nikita Stover in the end zone for a 6-yard touchdown pass, the first of Stover's career. The score was set up by consecutive passes to DJ Hall of 41 and 20 yards to put Alabama in the red zone. Hall's 142 receiving yards gave him his seventh 100-yard receiving game of the season and 10th of his career. Sophomore Will Oakley caught four passes for 51 yards, and junior Keith Brown caught three for 31.

The Tide's rushing game was a team effort, with five rushers combining for 78 yards. Darby had 13 carries for 36 yards and sophomore Jimmy Johns had four for 25 yards. Senior Le'Ron McClain added two for 11 yards.

The lone score of the second half came on a 19-yard touchdown pass from Russell to Jacob Hester to give the Tigers a 28-14 lead with 7:14 left in the third quarter.

### Scoring Summary:

#### First Quarter

LSU 7, UA 0 - (13:34) Keiland Williams 38-yard run (Colt David kick) (5 plays, 73 yards, 1:26 elapsed)

LSU 14, UA 0 - (7:33) Early Doucet 30-yard pass from Jamarcus Russell (David kick)  
(5 plays, 68 yards, 1:51 elapsed)

LSU 14, UA 7 - (3:37) Kenneth Darby 29-yard pass from John Parker Wilson (Jamie Christensen kick)  
(8 plays, 75 yards, 3:45 elapsed)

#### Second Quarter

LSU 21, UA 7 - (13:33) Dwayne Bowe 19-yard pass from Russell (David kick) (10 plays, 80 yards, 4:55 elapsed)

LSU 21, UA 14 - (9:04) Nikita Stover 6-yard pass from Wilson (Christensen kick) (8 plays, 80 yards, 4:23 elapsed)

#### Third Quarter

LSU 28, UA 14 - (7:14) Jacob Hester 17-yard pass from Russell (David kick) (9 plays, 78 yards, 4:39 elapsed)

\*LSU has posted back-to-back wins over Alabama five times (1895 & 1902; 1948 & 1951; 1957-58; 1969-70 and 2000-01) before posting its third consecutive win last year in Tuscaloosa.

\*The first meeting between Alabama and LSU took place on Monday, Nov. 18, 1895 at 9:30 a.m. The game had originally been scheduled for Friday, Nov. 15th.

\*Alabama defeated LSU 6-4 in Mobile during the 1907 season on a 75-yard return by Thomas Reidy with less than one minute to play.

\*The Crimson Tide's 21-0 win in Baton Rouge during the 1919 season was the first win of a then school record 12-game winning streak for Alabama.

\*This was also the first win in the first 10-game winning streak in school history.

\*Alabama and LSU played to 27-27 tie in Baton Rouge on Sept. 30, 1944, marking the first Alabama football game since the Jan. 1, 1943 Orange Bowl win over Boston College (37-21). The Crimson Tide did not field a football team in 1943 due to World War II.

\*Legendary Alabama coach **Paul "Bear" Bryant's first game as head coach** of the Crimson Tide was against LSU. The Tigers defeated the Crimson Tide 13-3 on Sept. 27, 1958 at Mobile's Ladd Stadium.

\*Also, the **bleachers collapsed at Ladd Stadium** that night due to the overflow crowd attracted by Bryant's debut.

\*Alabama recorded its 500th all-time win with a 21-7 victory over LSU on Thanksgiving night (Nov. 22) in 1973.

\*LSU beat Alabama 19-18 in a classic game in Tuscaloosa on Nov. 5, 1988, marking the Tigers' first win on the UA campus since 1902 and first-ever win at Bryant-Denny Stadium.

\*Alabama's 650th win (32-16) came against LSU on Nov. 11, 1989 in Baton Rouge as UA clinched a share of its first SEC Championship since 1981.

\*Alabama's 700th on-the-field win also came in Baton Rouge on Nov. 5, 1994 as the Tide claimed a 35-17 win.

\*LSU shutout Alabama 27-0 on Nov. 8, 1997, marking just the sixth time the Crimson Tide had ever been shutout in Bryant-Denny Stadium.

## **Game 10 | LSU 16 - Alabama 13 (OT) | November 12, 2005 Bryant-Denny Stadium | Tuscaloosa, Ala. | (CBS) | Attendance: 81,081**

TUSCALOOSA, Ala. - LSU scored on an 11-yard pass from JaMarcus Russell to Dwayne Bowe in overtime to give the Tigers a 16-13 win, dashing the hope of Alabama's undefeated season. The game was the first between a pair of top-five teams in Bryant-Denny Stadium history as the Tide came in ranked No. 3 and LSU as No. 5.

It was a circus-like atmosphere surrounding the Southeastern Conference Western Division showdown. ESPN College Gameday brought their crew to the Quad; Westwood One radio broadcast the game nationally and ESPN Cold Pizza produced their Friday morning show from Tuscaloosa.

With a 3-0 lead and the Bama defense dominating, the Tide took over at its own 16 late in the first quarter to mount its best drive of the game. On 3rd-and-10, Bama surprised the Tigers with a draw play. Tim Castille ran for 15 yards and a first down. On the first play of the second quarter, Jimmy Johns came in at quarterback and rushed for 13 yards. The Tide continued to drive, but faced a 3rd-and-6 at the LSU 8-yard line when Croyle found DJ Hall over the middle for a touchdown. The extra point gave Bama a 10-0 lead that they took to the locker room.

LSU came out strong in the third quarter and starting from their own 20, drove to the Alabama 22. The Tigers moved to the Bama one-yard line, but faced a 4th-and-goal. Justin Vincent got into the end zone and the Tigers were on the board.

After a three-and-out by the Tide offense, LSU had good field position once again. The Alabama defense held LSU out of the end zone, but Jackson connected on a 42-yard field goal to tie the game. Neither team could score after that, sending the game into overtime.

LSU won the toss and elected to go on defense. Alabama was unable to get a first down on 3rd-and-2, so Christensen kicked a 35-yard field goal for a 13-10 lead.

On LSU's possession, the Tigers faced 3rd-and-6 from the Tide 11. Russell scrambled and hit Bowe in the end zone for the game winner.

Kenneth Darby had yet another 100-yard game, rushing 21 times for 104 yards. Cornerback Anthony Madison led the Tide defense with 9 tackles.

### **Scoring Summary:**

#### **1st Quarter**

UA 3, LSU 0 - 5:15 Jamie Christensen 28-yard FG (10 plays, 67 yards, 3:32 TOP)

#### **2nd Quarter**

UA 10, LSU 0 - 10:59 DJ Hall 8-yard pass from Brodie Croyle (Christensen PAT) (11 plays, 84 yards, 4:25 TOP)

#### **3rd Quarter**

UA 10, LSU 7 - 9:53 Justin Vincent 1-yard run (Colt David PAT) (9 plays, 80 yards, 5:07 TOP)

UA 10, LSU 10 - 5:46 David 42-yard field goal (5 plays, 20 yards, 1:27 TOP)

#### **Overtime**

UA 13, LSU 10 - Christensen 34-yard field goal (4 plays, 8 yards)

LSU 16, UA 13 - Dwayne Bowe 11-yard pass from JaMarcus Russel (No PAT Attempt) (4 plays, 25 yards)



## SABAN VS. LSU

\*Alabama head coach Nick Saban is 0-1 in his career against LSU, losing 46-25 to the Tigers while at Michigan State in the 1995 Independence Bowl in Shreveport.

\*Saban was the head coach at LSU from 200-04 and compiled a 48-16 (.750) record, leading the Tigers to the 2003 BCS National Championship and two SEC Championships during his tenure.

\*In 2003, Saban led the Tigers to a 13-1 record and a 21-14 win over Oklahoma in the BCS National Championship Game played at the Sugar Bowl in New Orleans, La.

\*This will be Saban's first game against his former team since he left Baton Rouge for the Miami Dolphins after the 2004 season.

\*Saban is one of five coaches to serve as LSU's head coach and to coach against LSU. That list includes Dana Bible, Mike Donahue, Paul Dietzel and Gerry DiNardo.

### COACHES WHO HAVE COACHED FOR AND AGAINST LSU

Coach	LSU Record
Dana Bible	1-0-2
Mike Donahue	23-19
Paul Dietzel	46-24-3
Gerry Dinardo	33-24-1
Nick Saban	48-16-0

### COACHES WHO HAVE COACHED FOR AND AGAINST LSU

Coach	vs. LSU
Dana Bible	4-3-1
Mike Donahue	2-1-0
Paul Dietzel	0-2-0
Gerry Dinardo	0-1-1
Nick Saban	0-1-0

## ALABAMA TIGERS

\*The Alabama roster lists one player from the state of Louisiana.

\*True freshman defensive lineman **Luther Davis** hails from Monroe and attended West Monroe High School.

## LSU TIDERS

\*The LSU roster lists four players from the state of Alabama.

\*Senior cornerback **Chevis Jackson** attended St. Paul's High School in Mobile.

\*Redshirt freshman tight end **J.D. Lott** attended Hoover High School.

\*True freshmen defensive end **Sidell Corley** and defensive back **Phelon Jones** both attended McGill-Toolen High School in Mobile.

## COACHING TIES

\*Alabama offensive coordinator **Major Applewhite** lived in Baton Rouge and attended Catholic High School, where he scored 50 career touchdowns.

\*Alabama associate head coach and running backs coach **Burton Burns** is a native of New Orleans, La., and worked two seasons at Tulane (1997-98) under coach Tommy Bowden.

\*UA defensive line coach **Bo Davis** was an All-SEC defensive lineman at LSU and later worked on the Tigers staff under both Nick Saban and Les Miles.

\*Assistant head coach and secondary coach **Kirby Smart** spent the 2004 season at LSU under Nick Saban. Smart tutored two NFL first-round draft picks Corey Webster and Travis Daniels. LSU allowed 157.2 passing yards to rank second in the SEC and fifth nationally in 2004.

\*Alabama outside linebackers coach **Lance Thompson** spent two years on Saban's staff at LSU in 2002 and 2003. In 2002, Thompson served as defensive line coach. In 2003, he served as the Tigers' recruiting coordinator and tight ends coach during their BCS National Championship season.

\*LSU's Director of Athletic Training, Jack Marucci, served as a graduate assistant trainer for the Alabama football and baseball teams from 1986-88 and earned his master's degree from UA in 1988.

## ALABAMA VS. LOUISIANA SCHOOLS

\*Alabama owns an **82-37-8 (.683)** record against teams from the state of Louisiana.

\*Alabama has **played 110 of those 126 games** against LSU (70) and Tulane (40).

### BAMA RECORD VS. LOUISIANA SCHOOLS

Opponent	Record
LSU	43-22-5
Tulane	26-11-3
UL Lafayette	8-0
UL Monroe	1-0
Loyola (New Orleans)	1-0
Southern	1-0
Louisiana Tech	2-3
New Orleans Athletic Club	0-1

## 2007 ALABAMA ROSTER BREAKDOWN

\*Here is a breakdown by class of the 2007 Alabama football roster.

### 2007 Alabama Roster By Class

Class	Total
Seniors	18
Juniors	22
Sophomores	35
Redshirt Freshmen	19
Freshmen	32

### 2007 ALABAMA ROSTER NOTES

\*Alabama has **126 players total**, including walk-ons, on its 2007 football roster.

\*Coach Saban announced at his preseason press conference (Aug. 2, 2007) that **four players have been placed on medical scholarship** for the 2007 season.

\*The list includes senior wide receiver **Tyrone Prothro** (Heflin, Ala.), junior wide receiver **Aaron McDainel** (Ft. Payne, Ala.), sophomore defensive lineman **Byron Walton** (Autaugaville, Ala.) and redshirt freshman running back **Jake Jones** (Mountain Brook, Ala.).

\*Of the 126 players on the 2007 UA football roster, there were **68 players (54 percent) that had never played in a game** at Alabama prior to the season opener. The list included 32 true freshmen, 19 redshirt freshmen and 17 upperclassmen.

\*There are 36 players on the 2007 roster that have seen action in all seven games.

\*There are 12 players on the 2007 roster that have started all eight games.

### UA PLAYERS TO START ALL 8 GAMES

Player	Position
Marcus Carter	SS
Simeon Castille	LCB
P.J. Fitzgerald	P
Wallace Gilberry	DE
DJ Hall	WR
Mike Johnson	RT
Rashad Johnson	FS
Andre Smith	LT
Leigh Tiffin	PK
Nick Walker	TE
Lorenzo Washington	NG
John Parker Wilson	QB

\*Alabama has 20 players with significant playing streaks heading into the Saturday's game against LSU.

\*Seniors Matt Caddell, Wallace Gilberry and Demarcus Waldrop head the list with 45 consecutive games played.

## 2007 ALABAMA FOOTBALL PARTICIPATION CHART

	Career G-GS	2007 G-GS	2006 G-GS	2005 G-GS	2004 G-GS	Cons. Games	Cons. Starts
Earl Alexander	7-0	7-0	RS	---	---	7	0
Eryk Anders	14-0	6-0	8-0	RS	---	2	0
Javier Arenas	21-0	8-0	13-0	---	---	21	0
Justin Britt	42-24	7-7	13-13	10-3	11-0	1	1
Keith Brown	39-19	7-0	11-8	11-10	10-2	7	0
Sam Burnthall	12-0	1-0	11-0	---	---	0	0
Matt Caddell	45-16	8-3	13-1	12-2	12-9	45	2
Antoine Caldwell	32-32	7-7	13-13	12-12	---	0	0
Chris Capps	34-25	3-0	13-13	12-12	6-0	2	0
Evan Cardwell	19-3	6-3	13-0	RS	---	3	3
Marcus Carter	43-17	8-8	13-9	11-0	11-0	32	10
Simeon Castille	43-24	8-8	13-13	11-3	11-0	21	21
Jamie Christensen	35-0	1-0	11-0	11-0	12-0	1	0
Josh Chapman	3-0	3-0	---	---	---	0	0
Glen Coffee	19-1	7-1	RS	12-0	---	7	1
Matt Collins	37-3	1-0	13-3	11-0	12-0	0	0
Cody Davis	13-0	0-0	5-0	8-0	RS	0	0
Drew Davis	2-0	1-0	1-0	0-0	0-0	0	0
Luther Davis	4-0	4-0	---	---	---	2	0
Marlon Davis	25-12	8-7	12-4	5-1	---	19	2
Brandon Deaderick	15-3	8-3	7-0	---	---	13	3
Preston Dial	7-1	7-1	RS	---	---	4	0
Brandon Fanney	8-0	7-0	1-0	RS	---	3	0
Nick Fanuzzi	1-0	1-0	---	---	---	0	0
P.J. Fitzgerald	21-21	8-8	13-13	RS	---	21	21
Andrew Friedman	4-0	1-0	3-0	RS	---	0	0
Morgan Garner	1-0	1-0	---	---	---	0	0
Nick Gentry	1-0	1-0	---	---	---	0	0
Wallace Gilberry	45-33	8-8	13-13	12-12	12-0	45	33
Terry Grant	11-7	8-7	3-0	---	---	8	2
Eric Gray	35-2	5-0	13-2	8-0	9-0	0	0
Bobby Greenwood	32-8	7-5	13-3	12-0	---	2	0
DJ Hall	43-38	8-8	12-10	11-8	12-11	20	18
Prince Hall	20-12	7-3	13-9	0-0	0-0	7	0
Darius Hanks	1-0	1-0	---	---	---	0	0
Charlie Higgenbotham	5-0	5-0	RS	---	---	4	0
Charles Hoke	5-0	5-0	13-0	7-0	---	3	0
Baron Huber	17-1	8-1	9-0	RS	---	8	0
Kareem Jackson	8-7	8-7	---	---	---	8	5
Jimmy Johns	32-0	8-0	12-0	12-0	---	18	0
Marquis Johnson	20-0	7-0	13-0	---	---	0	0
Mike Johnson	21-8	8-8	13-0	RS	---	21	8
Rashad Johnson	32-12	8-8	11-4	12-0	---	9	8
Tyrone King	8-0	8-0	RS	---	---	8	0
Ezekial Knight	36-10	8-7	4-0	12-3	12-0	8	7
Jonathan Lowe	6-0	6-0	RS	---	---	6	0
Travis McCall	33-15	8-2	13-12	12-1	---	33	0
Rolando McClain	8-6	8-6	---	---	---	8	1
Mike McCoy	10-7	8-7	3-0	---	---	8	6
Alfred McCullough	1-0	1-0	---	---	---	0	0
Greg McElory	2-0	2-0	---	---	---	1	0
Lionel Mitchell	23-10	7-7	11-3	5-0	---	3	3
Brian Motley	4-0	4-0	RS	---	---	4	0
Darren Mustin	17-7	7-7	10-0	RS	---	4	4
Will Oakley	24-5	7-0	13-5	4-0	RS	4	0
Taylor Pharr	2-0	2-0	RS	---	---	1	0
Foress Rayford	24-0	8-0	11-0	1-0	4-0	14	0
Cory Reamer	15-0	8-0	2-0	5-0	---	8	0
Chris Rogers	20-0	7-0	13-0	---	---	0	0
David Ross	8-0	8-0	RS	---	---	8	0
Darwin Salaam	1-0	1-0	1-0	---	---	0	0
Keith Saunders	38-13	8-3	13-10	12-0	5-0	33	0
Brian Selman	9-0	8-0	1-0	---	---	8	0
Ali Sharrief	21-0	8-0	13-0	RS	---	21	0
Travis Sikes	3-0	3-0	RS	---	---	3	0
Andre Smith	21-21	8-8	13-13	0-0	0-0	21	21
B.J. Stabler	25-20	4-1	10-9	11-10	RS	2	1
Marcel Stamps	38-0	4-0	10-0	12-0	12-0	0	0
Nikita Stover	16-0	6-0	10-0	0-0	0-0	4	0
Milton Talbert	4-0	4-0	RS	---	---	0	0
Leigh Tiffin	13-11	8-8	5-3	---	---	8	8
Roy Upchurch	11-0	7-0	4-0	RS	---	6	0
William Vlachos	1-0	1-0	---	---	---	0	0
DeMarcus Waldrop	45-4	8-0	13-3	12-0	12-1	45	0
Nick Walker	33-20	8-8	13-1	12-11	---	33	8
Lorenzo Washington	15-8	8-8	7-0	RS	---	14	8
Chavis Williams	4-0	3-0	---	---	---	4	0
John Parker Wilson	26-21	8-8	13-13	5-0	0-0	21	21
Justin Woodall	14-0	2-0	12-0	---	---	0	0

## CONSECUTIVE GAMES

Players	Streak
Matt Caddell	45
Wallace Gilberry	45
Demarcus Waldrop	45
Travis McCall	33
Keith Saunders	33
Nick Walker	33
Marcus Carter	32
Javier Arenas	21
Simeon Castille	21
Mike Johnson	21
Ali Sharrief	21
Andre Smith	21
John Parker Wilson	21
DJ Hall	20
Jimmy Johns	18
Foress Rayford	14
Lorenzo Washington	14

\*Alabama has only six players with double-digit start streaks entering the LSU game.

\*Senior defensive end Wallace Gilberry leads the way with 33 consecutive starts entering the LSU game.

## CONSECUTIVE STARTS

Players	Streak
Wallace Gilberry	33
Simeon Castille	21
Andre Smith	21
John Parker Wilson	21
DJ Hall	18

\*There are eight players on the Crimson Tide roster that have never missed a game. This list does not include first-year players.

## PLAYERS WHO HAVE NOT MISSED A GAME

Players	Games
Matt Caddell	45
Wallace Gilberry	45
Demarcus Waldrop	45
Travis McCall	33
Nick Walker	33
Mike Johnson	21
Ali Sharrief	21
Andre Smith	21

## 2007 ALABAMA FOOTBALL PRONUNCIATION GUIDE

Player	Pronunciation
JAVIER ARENAS	HOV-E-air uh-REEN-us
Matt CADDELL	Cuh-dell
Simeon CASTILLE	Sim-ee-un Cas-steel
TREMAYNE COGER	Truh-mayne Co-ger
Brandon FANNEY	FAN-E
Thomas DARRAH	DARE-uh
Brandon DEADERICK	Dead-uh-rick
Nick FANUZZI	Fuh-NOOZIE
Andrew FRIEDMAN	FREED-man
DARIUS Hanks	DARE-EE-us
Baron HUBER	HUE-ber
MARQUIS Johnson	Mar-KEESE
Jonathan LOWE	Low
MARQUIS Maze	Mar-KEESE
Travis McCALL	Muh-Call
Greg McELROY	MAC-uhl-roy
Taylor PHARR	Farr
Darwin SALAAM	Suh-LAHM
Keith SAUNDERS	SAWN-ders
Ali SHARRIEF	Ah-lee Shuh-reef
NAKITA Stover	Na-KEE-ta
William Vlachos	VLAY-hos
DeMARCUS WALDROP	Duh-MARK-us WALL-drup

## 2007 ALABAMA PARTICIPATION

\*Alabama has **played 78 players** in its first eight games, including 19 freshmen and redshirt freshmen.

## 2007 Alabama Participation By Class

Class	Total
Seniors	18
Juniors	17
Sophomores	23
Redshirt Freshmen	10
Freshmen	10

\*Alabama has played **22 first-time players** during its first eight games of the 2007 season, including 18 in the season opener against Western Carolina (Sept. 1).

\*The Crimson Tide also used at least one first-time player against Arkansas (Sept. 15), Georgia (Sept. 22) and Florida State (Sept. 29).

## 2007 FIRST-TIME PLAYER BREAKDOWN

Class	Total
Seniors	1
Juniors	1
Sophomores	1
Redshirt Freshmen	9
True Freshmen	10

\*The Crimson Tide also **played 15 freshmen in the 2007 season opener**, including eight true freshmen and seven redshirt freshmen.

## TRUE FRESHMEN WHO PLAYED IN OPENER

Player, Pos.	Opponent
Josh Chapman, DL	Western Carolina
Luther Davis, DL	Western Carolina
Nick Fanuzzi, QB	Western Carolina
Darius Hanks, WR	Western Carolina
Kareem Jackson, DB	Western Carolina
Rolando McClain, LB	Western Carolina
Alfred McCullough, DL	Western Carolina
William Vlachos, OL	Western Carolina

## RS FRESHMEN WHO PLAYED IN OPENER

Player, Pos.	Opponent
Earl Alexander, WR	Western Carolina
Preston Dial, TE	Western Carolina
Charlie Higgenbotham, LB	Western Carolina
Greg McElroy, QB	Western Carolina
Taylor Pharr, OL	Western Carolina
David Ross, OL	Western Carolina
Milton Talbert, DL	Western Carolina

## FIRST-TIME STARTERS

\*Alabama has used **12 first-time starters** in the first eight games of the 2007 season, including eight first-time starters in the season opener against Western Carolina.

\*The Crimson Tide used three first-time starters against Houston on Oct. 6, including running back Glen Coffee, center Evan Cardwell and defensive end Brandon Deaderick.

\*Alabama used 13 first-time starters in 13 games last season.

## 2007 FIRST-TIME STARTERS

Player, Pos.	First Start
Evan Cardwell, C	Houston
Glen Coffee, RB	Houston
Brandon Deaderick, DE	Houston
Preston Dial, TE	Vanderbilt
Terry Grant, RB	Western Carolina
Baron Huber, FB	Vanderbilt
Kareem Jackson, DB	Western Carolina
Mike Johnson, OT	Western Carolina
Rolando McClain, LB	Western Carolina
Mike McCoy, WR	Western Carolina
Darren Mustin, LB	Western Carolina
Lorenzo Washington, NG	Western Carolina

## TRUE FRESHMEN START OPENER

\*The Crimson Tide started a pair of true freshmen in the season opener against Western Carolina to mark the second time since freshman regained eligibility in 1972 that a pair of rookies started the season opener.

\*Freshman mike linebacker **Rolando McClain (Decatur)** and freshmen "nickel" back **Kareem Jackson (Fork Union, Vir.)** became the eighth and ninth true freshmen in school history to earn an opening day start.

\*McClain was the first true freshman linebacker to start the season opener since Saleem Rasheed started on opening day against Houston in 1999.

\*Jackson was the first true freshman defensive back to start the season opener.

\*The 2007 season marked the second straight year the Crimson Tide started a true freshman in the season opener. Andre Smith started at left tackle last year in the season opener and earned Freshman All-American honors.

## TRUE FROSH TO START A SEASON OPENER

Player, Pos.	Year
Rolando McClain, LB	2007
Kareem Jackson, DB	2007
Andre Smith, LT	2006
Tim Castille, FB	2003
Dante Ellington, RT	1999
Saleem Rasheed, LB	1999
Terry Jones, Jr., TE	1998
Jon Stevenson, RT	1991
Larry Rose, OT	1985

## ALABAMA OFFENSE

\*Alabama returns **20 lettermen and nine starters** on offense from last year's team.

\*The Crimson Tide's 20 offensive lettermen combined for 212 starts entering the 2007 season.

\*Alabama is fourth in the SEC in passing offense with 243.63 passing yards per game.

\*The Crimson Tide ranks fifth in rushing offense (170.0), total offense (413.63) and scoring offense (31.5).

\*Alabama has run 620 plays (77.5 per game) this season, including 312 rushing attempts and 308 passing attempts in eight games.

\*In the last three games, Alabama has 124 rushing attempts and 113 pass attempts.

\*The Crimson Tide ran 80 offensive snaps against Florida State (Sept. 29) and Ole Miss (Oct. 14). The Tide ran a season-low 70 snaps in the overtime loss to Georgia.

\*Alabama ran 40 rushing plays and 40 passing plays in its 27-24 win at Ole Miss.

\*Against Florida State, the Tide threw the ball 53 times and ran only 27 rushing plays in the 21-14 loss.

\*Alabama had a season-high 313 rushing yards (44 rushes) in its season opening win over Western Carolina on Sept. 1.

\*The Crimson Tide had a season-high 48 rushing attempts (221 yards) in the 24-10 win at Vanderbilt on Sept. 8.

\*UA's lowest rushing total of the season came in the loss to Florida State on Sept. 29. The Tide managed 89 yards (29 rushes).

\*Alabama had a season-high six rushing touchdowns in the win over Western Carolina.

\*Alabama threw for a season-high 363 yards (32-of- 46, 3 TDs) in the win over Tennessee on Oct. 20.

\*The Tide had a season-low 150 passing yards (14-for-28) in the win at Vanderbilt. The 14 completions and 28 pass attempts were also season lows for the Tide.

\*Alabama has played two turnover-free games this season against Western Carolina and Tennessee.

\*Alabama has 16 scoring drive of two minutes or less this season.

## 2007 ALABAMA GAME CAPTAINS

Opponent	Game Captains
Western Carolina	Matt Caddell, Wallace Gilberry and Keith Saunders
Vanderbilt	Justin Britt, DJ Hall and Darren Mustin
Arkansas	Chris Capps, Marcus Carter and Simeon Castille
Georgia	Keith Brown, Wallace Gilberry and Foress Rayford
Florida State	Matt Caddell, DJ Hall and Keith Saunders
Houston	Justin Britt, Marcus Carter and Darren Mustin
Ole Miss	Matt Caddell, Chris Capps and Simeon Castille
Tennessee	DJ Hall, Wallace Gilberry and Keith Saunders
LSU	
Mississippi State	
UL Monroe	
Auburn	

\*The longest drive in terms of plays came against Western Carolina when the Tide put together a 17-play scoring drive. The 17-play drive is the second-longest in the SEC this season.

\*The Crimson Tide had a 94-yard scoring drive against FSU, the longest of the season and sixth-longest in the SEC.

\*The Crimson Tide has scored 37 points off 17 turnovers this season.

\*Alabama is 6-0 when scoring first this season.

\*The 52 points scored in the season opener were the most points by Alabama on opening day since a 66-0 win over Cal at Legion Field to open the 1973 season.

\*The 46-point margin of victory over Western Carolina was the largest by an Alabama team in a season opener since a 66-0 victory over California to start the 1973 season.

\*The Alabama offense racked up 35 first downs against Western Carolina. That total broke the previous mark of 34 set against Penn State in a 34-28 loss in 1983

\*Alabama accumulated 575 yards (313 rushing, 262 passing) of total offense against Western Carolina, the most by a Tide offense since gaining 588 yards in a 56-3 win over UTEP on October 6, 2001. The 313 rushing yards were the most by an Alabama team since the Tide rushed for 338 in a win at South Carolina on September 17, 2005.

\*Alabama scored the game-winning touchdown with eight seconds remaining for the 41-38 victory over Arkansas on Sept. 15. The win was Alabama's first by scoring a fourth-quarter touchdown since a 14-13 win over Iowa State in the 2001 Independence Bowl (an Andrew Zow to Terry Jones TD pass). That game also marked the last time prior to the Arkansas game that the Crimson Tide had overcome a fourth-quarter deficit to win a game. Alabama trailed that I-Bowl contest, 13-7, before winning in the final stanza.

\*Before the last-minute comeback, the Crimson Tide lost a 21-point lead against the Razorbacks, the largest lead lost since Alabama lost a 21-point lead against Arkansas on September 27, 2003, at Bryant-Denny Stadium. Alabama led 21-0 with 1:27 left in the first quarter on Sept. 15, 2007, and regained that edge at 31-10 with 5:15 left in the third quarter.

## 2007 CRIMSON TIDE FOOTBALL HONORS AND AWARDS

### **Alabama Notes**

"Program on the rise." -- Athlon's

### **Justin Britt, OL**

Fourth-Team All-SEC (Phil Steele)

### **Antoine Caldwell, C**

Dave Rimington Award Watch List (Top Center)  
Fourth-Team All-American (College Football News.com)  
First-Team All-SEC (Blue Ribbon Yearbook)  
First-Team All-SEC (Street & Smith's)  
First-Team All-SEC (CBS Sportsline.com)  
First-Team All-SEC (College Football News.com)  
Second-Team All-SEC (The Birmingham News)  
Second-Team All-SEC (Lindy's)  
Second-Team All-SEC (Phil Steele)

### **Marcus Carter, DB**

Second-Team All-SEC (Lindy's)

### **Simeon Castille, DB**

Jim Thorpe Award Watch List (Nation's Top Defensive Back)  
Ronnie Lott Trophy Watch List (Nation's IMPACT Defensive Player)  
Second-Team All-American (Athlon)  
Fourth-Team All-American (College Football News.com)  
SEC's Best Cornerback (The Birmingham News)  
First-Team All-SEC (The Birmingham News)  
First-Team All-SEC (Blue Ribbon Yearbook)  
First-Team All-SEC (Street & Smith's)  
First-Team All-SEC (Athlon)  
First-Team All-SEC (CBS Sportsline.com)  
First-Team All-SEC (Sporting News)  
First-Team All-SEC (Lindy's)  
First-Team All-SEC (College Football News.com)  
First-Team All-SEC (Phil Steele)

### **P.J. Fitzgerald, P**

Fourth-Team All-SEC (Phil Steele)

### **Wallace Gilberry, DL**

Second-Team All-SEC (Lindy's)  
Third-Team All-SEC (Athlon)  
Third-Team All-SEC (Phil Steele)

### **Terry Grant, RB**

SEC Freshman of the Week (Sept. 3)  
SEC Freshman of the Week (Sept. 10)  
SEC Freshman of the Week (Sept. 17)

### **DJ Hall, WR**

AT&T All-America Player of the Week (vs. Tennessee)  
Second-Team All-SEC (Athlon)  
Second-Team All-SEC (Sporting News)  
Second-Team All-SEC (Phil Steele)

### **Prince Hall, LB**

Second-Team All-SEC (The Birmingham News)  
First-Team All-SEC (Sporting News)  
Second-Team All-SEC (Lindy's)  
Third-Team All-SEC (Athlon)  
Third-Team All-SEC (Phil Steele)

### **Andre Smith, OL**

Outland Trophy Watch List (Nation's Top Interior Lineman)  
Second-Team All-American (Lindy's)  
Second-Team All-American (College Football News.com)  
First-Team All-SEC (The Birmingham News)  
First-Team All-SEC (Lindy's)  
Second-Team All-SEC (Athlon)  
Second-Team All-SEC (Sporting News)  
First-Team All-SEC (Phil Steele)

### **B.J. Stabler, OL**

Third-Team All-SEC (Phil Steele)

### **John Parker Wilson, QB**

Lindy's SEC Player of the Week (vs. Tennessee)  
Manning Watch List (Nation's Top Quarterback)

\*The Razorbacks scored three touchdowns in the span of six minutes to tie the game with 12:05 left in the fourth quarter, and took the lead at 38-31 with 8:08 left in the fourth quarter.

\*In the 2003 game, Alabama held a 31-10 lead with 7:52 left in the third quarter, but watched Arkansas score the game's final 24 points to pull out the three-point win. The Razorbacks outscored Alabama 14-0 in the fourth quarter and put the game-winning points on the board at the end of the second overtime for the win.

\*Alabama scored 21 points in the first quarter against Arkansas, the most points scored by the Crimson Tide in a single quarter since UA scored 21 points in the third quarter against Arkansas on September 27, 2003, a game that Arkansas won 34-31 in double overtime.

\*The Crimson Tide scored 23 first-quarter points in its 30-24 win over Houston on Oct. 6. The 23 points were the most scored by Alabama in a quarter since the Tide scored 31 points in the first quarter against Vanderbilt in 1990.

\*Despite playing the game without the services of two starting offensive linemen, the Alabama offense gained 510 total yards today and did not allow a quarterback sack in the win over Tennessee, the second-most this season, including a season-high 363 yards passing.

\*Along the way, Alabama set new season highs in passing completions (32); offensive plays (84) and tied a season high for points (41).

\*The 510 yards of total offense by Alabama against Tennessee is the most by the Tide against an SEC opponent since Alabama gained 552 against Arkansas on September 20, 2002, in Fayetteville, Ark., a 30-12 victory for the Crimson Tide.

\*Alabama averaged 7.9 yards on first down today. The Tide ran 36 plays for 286 yards on first down in the win against Tennessee.

#### QUARTERBACKS

\*Junior quarterback **John Parker Wilson (Hoover)** directs the Tide offense for the second straight year. He is 12-9 (.571) as the starting quarterback.

\*In 26 career games, Wilson has completed 396 of 689 (.575) passes for 4,681 yards, with 30 touchdowns and 15 interceptions.

\*He is the eighth quarterback in school history to throw for more than 4,000 yards.

### 2007 ALABAMA PLAYERS OF THE WEEK (Selected by the Coaching Staff)

Opponent	Offense	Defense	Special Teams
Western Carolina	Terry Grant Antoine Caldwell	Ezekial Knight Darren Mustin	Javier Arenas Rashad Johnson
at Vanderbilt	Andre Smith Travis McCall	Wallace Gilberry Bobby Greenwood	Javier Arenas Kareem Jackson
Arkansas	DJ Hall Matt Cadell	Darren Mustin Keith Saunders	Leigh Tiffin Tyrone King
Georgia	Mike McCoy Mike Johnson	Rashad Johnson Simeon Castille	Javier Arenas Carlos Rogers
Florida State	Jusitn Britt	Ezekial Knight Rashad Johnson	Kareem Jackson Demarcus Waldrop
Houston	Glen Coffee Andre Smith	Wallace Gilberry Rashad Johnson	Chris Rogers Charlie Higgenbotham
Ole Miss	John Parker Wilson DJ Hall	Rashad Johnson Marcus Carter	Javier Arenas Demarcus Waldrop Charlie Higgenbotham
Tennessee	DJ Hall Terry Grant John Parker Wilson	Kareem Jackson Darren Mustin	Javier Arenas Demarcus Waldrop

\*Wilson is fourth in the SEC in total offense (243.0) this season.

\*He directed the Alabama offense to a pair of late-scoring drives in back-to-back games against No. 16 Arkansas and force overtime with No. 22 Georgia.

\*During those two games, he completed 9-of-12 passes for 107 yards and one touchdown and added a 6-yard TD run.

\*Against the Razorbacks, Wilson led the Tide to a 9-play, 73-yard drive in the final two minutes which resulted in a 4-yard pass to Matt Caddell with eight seconds left in the game as UA won 41-38.

\*Wilson completed 7-of-9 passes for 56 yards and one touchdown in the game-winning drive against Arkansas.

\*Against Georgia, Wilson led the Tide to a 10-play, 88-yard drive which resulted in his 6-yard run to tie the game at 20-20.

\*Wilson completed 2-of-3 passes for 51 yards and accounted for 57 yards of total offense on the drive.

\*Wilson's 53 pass attempts against Florida State are the second-most by an Alabama quarterback. Scott Hunter had 55 pass attempts against Auburn in 1969.

\*He threw 132 passes without an interception this season, the fourth-longest streak in school history.

\*Wilson tied the UA single-game record with 32 completions in the win over Tennessee. Gary Hollingsworth also completed 32 passes against Tennessee in 1989.

\*Redshirt freshman **Greg McElory (Southlake, Texas)** has played in two games (Western Carolina and Tennessee), while true freshman **Nick Fanuzzi (San Antonio, Texas)** saw limited action under center in the season opener against Western Carolina.

\*McElroy completed 8-of-9 passes for 73 yards and one touchdown against the Catamounts.

\*Fanuzzi does not have a pass attempt, but did lead the Tide to scoring drive on his lone series against the Catamounts.

\*For the first time in school history, Alabama has a 3,000-yard passer and a 2,000-yard receiver on its roster.

## WIDE RECEIVERS

\*Senior wide receiver **DJ Hall (Ft. Walton Beach, Fla.)** is the school's all-time leader in both career receptions (177) and receiving yards (2,682) heading into Saturday's game.

\*In eight games this season, Hall leads the team with 50 catches for 764 yards and five touchdowns. He also leads UA with 15.3 yards per catch.

\*Hall leads the SEC with 95.5 yards per game this season. He ranks second in the league with 6.25 catches per game.

\*Hall set the UA single-game record with 13 catches for 185 yards in the win over Tennessee on Oct. 20.

\*He added 11 catches (140 yards) in the win over Ole Miss on Oct. 13.

\*In his last two games, Hall has 24 catches for 325 yards and two TDs.

\*The Crimson Tide has had 15 different players catch at least one pass this season.

\*Alabama has had seven different receivers catch a touchdown pass this season.

\*Alabama's wide receivers have caught 121 passes for 1,455 yards (12.02 average) and nine touchdowns.

\*Senior **Matt Caddell (McCalla)** is the second-leading receiver with 27 catches for 257 yards and one touchdown this season.

\*Caddell had seven catches for 49 yards, all in the first half, at Ole Miss on Oct. 14.

\*Caddell and Hall (11-140) combined for 18 catches and 189 yards against the Rebels.

\*Caddell had nine catches for 91 yards and one TD in the Tide's 41-38 win over Arkansas on Sept. 15. He had four catches for 41 yards on UA's game-winning drive, including a 4-yard TD catch with eight seconds left in the game.

\*Caddell has caught at least one pass in each of his last six games.

\*Sophomore **Mike McCoy (Rankin, Miss.)** is the Tide's third-leading receiver with 23 catches for 168 yards and one touchdown.

\*McCoy and Hall are the only two UA players to have at least one catch in all eight games this season.

\*He caught his first career touchdown pass on the final play of the first quarter against Houston on Oct. 6 to give the Tide a 23-0 lead.

\*Senior wide receiver **Keith Brown (Pensacola, Fla.)** has caught 10 passes for 150 yards (15.6 average) and one touchdown in seven games.

\*He had three catches for 73 yards (24.3 average) in the loss to Georgia and three catches for 34 yards (11.3 average) and one TD against Florida State.

\*Brown had two catches for 61 yards on Alabama's game-tying drive in the fourth quarter, including a 43-yard grab at the Georgia 45-yard line. The 43-yard catch was his 100th career reception.

\*In 39 career games, Brown has 105 receptions for 1,677 yards and nine touchdowns.

\*Junior **Nikita Stover (Hartselle, Ala.)** has five catches for 66 yards and one touchdown this season, a 23-yard catch against Houston on Oct. 6.

## TIGHT ENDS

\*The tight ends have 19 catches for 165 yards and two touchdowns.

\*Junior **Nick Walker (Brundidge, Ala.)** has 14 of those receptions for 118 yards and two touchdowns. He also has a two-point conversion.

\*Junior **Travis McCall (Prattville)** has five catches for 45 yards this season.

\*He had three catches for 21 yards in the win over Tennessee on Oct. 20 and has four catches (37 yards) in his last two games. His only other catch came in the 2007 season opener.

\*Redshirt freshman **Preston Dial (Mobile, Ala.)** has played in seven games this season and earned his first career start at Vanderbilt (Sept. 8) when UA opened in a three tight-end set. He does not have a reception.

## 100-YARD RECEIVING GAMES

### DJ HALL (13)

Yards	Opponent	Date
185	Tennessee	Oct. 20, 2007
172	Arkansas	Sept. 15, 2007
157	Utah State	Oct. 29, 2005
144	at Arkansas	Sept. 23, 2006
142	at LSU	Nov. 11, 2006
140	at Ole Miss	Oct. 14, 2007
139	Tennessee	Oct., 22, 2005
130	Southern Mississippi	Sept. 10, 2005
125	Mississippi State	Nov. 4, 2006
124	Duke	Oct. 7, 2006
119	Ole Miss	Oct. 14, 2006
117	at Florida	Sept. 30, 2006
102	at Tennessee	Oct. 21, 2006

### KEITH BROWN (2)

Yards	Opponent	Date
141	Texas Tech	Jan. 1, 2006
132	Hawaii	Sept. 2, 2006

### NIKITA STOVER (1)

Yards	Opponent	Date
101	Auburn	Nov. 18, 2006

## DYNAMIC DUO

Hall and Brown combined to catch 106 passes for 1,646 yards and eight touchdowns in 2006 and establish themselves as the most prolific pass-catching duo in Crimson Tide lore.

## ALABAMA'S TOP RECEIVING DUOS (Yards)

Rank	Player	Yards
1.	<b>DJ Hall and Keith Brown</b> <i>Hall (1,056) and Brown (590) in 2006</i>	<b>1,646</b>
2.	David Palmer, Kevin Lee Palmer (1,000) and Lee (510) in 1993	1,510
3.	DJ Hall and Keith Brown Hall (676) and Brown (642) in 2005	1,318
4.	David Bailey and Johnny Musso Bailey (781) and Musso (321) in 1969	1,102
5.	Curtis Brown and Toderick Malone Brown (639) and Malone (459) in 1994	1,098
6.	Lamonde Russell and Kevin Turner Russell (622) and Turner (465) in 1989	1,087
7.	Freddie Milons and Jason McAddley Milons (733) and McAddley (334) in 1999	1,067
8.	Freddie Milons and Shaun Alexander Milons (733) and Alexander (323) in 1999	1,056
9.	Freddie Milons and AC Carter Milons (626) and Carter (428) in 2001	1,054
10.	Quincy Jackson and Michael Vaughn Jackson (621) and Vaughn (403) in 1998	1,024

## RUNNING BACKS

\*Alabama's backfield entered the 2007 season with 733 combined rushing yards and three touchdowns in 43 games. No running back had started a game prior to the 2007 season.

\*The Tide's four running backs accounted for **296 rushing yards and six touchdowns** in the win over Western Carolina.

\*The **six rushing TDs were the most by Alabama** since scoring six rushing touchdowns in a 56-3 win over UTEP on Oct. 6, 2004.

\*Redshirt freshmen running back **Terry Grant (Lumberton, Miss.)** has set UA single-season freshman records for rushing attempts, rushing yards and touchdowns this season.

\*In eight games, Grant has 127 rushing attempts for 697 yards and seven touchdowns. He also averages 5.5 yards per carry.

\*He was named the SEC Freshman of the Week following wins over Western Carolina, Vanderbilt and Arkansas.

\*Grant rushed for 134 yards and three touchdowns on 18 carries in the season opener against Western Carolina. He scored on the Tide's first play from scrimmage and had 68 yards rushing on eight carries (8.5-yard average) through the first period of action.

\*He scored on the first play from scrimmage with a 1-yard TD run at Vanderbilt on Sept. 8. He finished the game with 24 carries for 173 yards and two TDs.

\*He added his third 100-yard game of the season against Tennessee (26-104-1), where he set UA single-season freshman records for rushing attempts, rushing yards and touchdowns.

\*Sophomore **Glen Coffee (Ft. Walton Beach, Fla.)** has 90 carries for 413 yards and three touchdowns this season. Coffee averages 4.6 yards per rushing attempt.

\*He made his first career start against Houston on Oct. 6 and had 30 rushing attempts for 121 yards and one touchdown. It was the first 100-yard game of his career for the Tide.

\*The 30 rushing attempts are the most by an Alabama back since Kenneth Darby had 35 rushing attempts against LSU in 2004.

\*Coffee had nine carries for a season-high 76 yards and one TD in the season opener against Western Carolina.

\*He added a career-high 16 carries for 62 yards in the loss to Georgia on Sept. 22.

\*Sophomore **Roy Upchurch (Tallahassee, Fla.)** is third on the team with 28 carries for 161 yards (5.8 average) and one touchdown.

\*Upchurch had six carries for 55 yards in the season opener against Western Carolina. He added two carries for 19 yards against Georgia on Sept. 22.

\*The Crimson Tide's running backs have caught 40 passes for 323 yards and one touchdown this season.

\*Grant has the most catches among the Tide running backs and fourth-most on the team. In eight games, he has 18 receptions for 123 yards and one TD.

\*He had a career-high six catches for 31 yards, including his first career TD against Tennessee on Oct. 20.

\*Coffee has 14 catches for 122 yards in seven games.

## OFFENSIVE LINE

\*The Crimson Tide returned all five offensive linemen, including a pair of All-American candidates.

\*Sophomore left tackle **Andre Smith (Birmingham, Ala.)** is slated to make his 22nd consecutive start against LSU.

\*He started 13 as a true freshman in 2006 en route to Freshman All-American and All-SEC honors. Smith, who scored the game-tying touchdown against Oklahoma State (2-yard lateral) in the PetroSun Independence Bowl, is on the 2007 Outland Trophy watch list.

\*Senior **Justin Britt (Cullman, Ala.)** is another veteran lineman for the Tide and starts at left guard. He has started seven games this season and 24 in his UA career on the o-line.

\*Sophomore **Evan Cardwell (Killen, Ala.)** has started the last three games at center for the Tide. The Houston game (Oct. 6) was his first collegiate start.

\*Senior **B.J. Stabler (Grove Hill)** made his first start of the season at right guard in the win over Tennessee. It was also his 21st career start for the Tide.

\*Sophomore **Mike Johnson (Pensacola, Fla.)** has started all eight games at right tackle, including his first career start in the season opener against Western Carolina.

\*The offensive line played without two starters in the Tennessee game due to school suspensions regarding the impermissible receipt of textbooks.

\*Junior **Antoine Caldwell (Montgomery, Ala.)** had his streak of 32 consecutive starts come to an end against Tennessee.

\*Caldwell started the first seven games of the season and made starts at center, left guard (Houston) and right guard (Ole Miss) for the Tide.

\*He began his career as a guard but was moved to center for the 2006 AT&T Cotton Bowl due to a sudden rash of injuries on the offensive line two years ago.

\*He started 19 straight games at center before moving back to guard for the Houston game on Oct. 6, his first start at guard since the final regular season game at Auburn in 2005. He made his first career start at right guard at Ole Miss on Oct. 13.

\*Junior **Marlon Davis (Columbus, Ga.)** has started six games at right guard. He did not start against Houston or Tennessee. Overall, Davis has appeared in 24 career games with 11 starts.

\*Senior **Chris Capps (Jonesboro, Ga.)** is the backup to Smith at left tackle. He has played three games this season against Western Carolina, Houston and Ole Miss, where he spelled Mike Johnson at right tackle.

\*Capps had his streak of 25 consecutive starts snapped in the season opener against Western Carolina. He was the back up left tackle to Andre Smith in the 52-6 win.

\*He saw his 32-game playing streak come to an end when he did not see action at Vanderbilt on Sept. 8.

\*Freshmen **William Vlachos (Mountain Brook), Patrick Crump (Hoover, Ala.)** and **David Ross (Homewood, Ala.)**, have also played this season.



## ALABAMA DEFENSE

\*The Crimson Tide returns 24 lettermen and only five starters off last year's squad.

\*The 24 lettermen combined for 92 career starts entering the 2007 season opener.

\*The Tide ranks fifth in the SEC in rushing defense (131.38) and sixth in scoring defense (20.75).

\*Alabama also ranks eighth in total defense (355.0) and ninth in pass defense (223.63).

\*LSU (+1.38) and Alabama (+1.0) are first and second in the SEC in turnover margin.

\*Alabama has recorded nine sacks in its last three games, compared to four sacks in the first five games.

\*The Crimson Tide allowed only 16 points in its first two games this season and did not allow a touchdown in the first seven quarters of the season.

\*The 16 points were the **fewest points allowed in the first two games of the season since 1989**. The Crimson Tide allowed only 10 points in back-to-back games to Memphis State (35-7) and Kentucky (15-3) in 1989.

\*The Crimson Tide has held three of its six opponents to less than 100 yards rushing. Western Carolina (76), Vanderbilt (57) and Florida State (82) all rushed for less than 100 yards against Alabama.

\*The Crimson Tide held Western Carolina to six points in the season opener, the lowest point total by an opponent on opening day since a 41-3 win over Temple on September 7, 1991.

\*Alabama's defense held Vanderbilt's All-SEC wide receiver Earl Bennett to four catches for 53 yards in the Tide's 24-10 win at Nashville on Sept. 8.

\*The Crimson Tide also held Vandy quarterback Chris Nickson in check. The junior completed only 5 of 18 passes for 67 yards and threw one interception. He added three rushing attempts for minus-seven yards before being benched in the third quarter.

\*Alabama held Vanderbilt to 232 total yards on Sept. 8, the best defensive output of the season.

\*Arkansas ran for season-high 301 yards (53 attempts) against the Tide defense.

\*Arkansas and Georgia (153 yards) rushed for 453 yards in back-to-back games against UA.

\*Arkansas had 450 total yards in the loss to Alabama, which is the most against UA this season.

\*Houston is the only team to have a 100-yard rusher and 100-yard receiver against the Tide this season.

\*Alabama recorded a season-high five sacks in the win over Houston. The Tide had only five sacks in the first five games of the season.

\*The five sacks against Houston were the most by the Crimson Tide since recording five sacks against Middle Tennessee in the 2005 season opener.

\*Ole Miss threw for a season-high 284 yards (22-for-40) against the Tide on Oct. 13.

\*The Crimson Tide defense shutout Tennessee in the second half on Oct. 20.

## DEFENSIVE LINE

\*The defensive line is thin on experience as evidenced by the fact that four freshmen have seen action up front this season.

\*Alabama's defense has a three-man front, led by senior defensive end **Wallace Gilberry (Bay Minette, Ala.)**. Gilberry will play his 46th career game for the Crimson Tide this Saturday against LSU.

\*He is the Tide's third-leading tackler this season with 45 stops, including 19 in his last three games.

\*He also leads UA with four sacks, 10 quarterback pressures and 12 tackles for loss.

\*Gilberry had 18 tackles, four sacks and 7.5 tackles for loss in wins over Houston and Ole Miss.

\*In 45 career games, Gilberry has 153 tackles, 41 tackles for loss and 15.5 sacks. He has also added four forced fumbles, three fumbles recovered and three pass breakups.

\*Gilberry was named the SEC Defensive Lineman of the week following his performance against Houston on Oct. 6.

\*He had 11 tackles, 4.5 tackles for loss, two sacks and two quarterback pressures in the win.

\*Gilberry also had eight tackles in the loss to Florida State on Sept. 29.

\*He added a career-high four quarterback pressures in the Tide's win at Vanderbilt on Sept. 8.

\*Junior **Bobby Greenwood (Prattville, Ala.)** starts at the other defensive end position and has 14 tackles, including four stops behind the line in seven games this year. Greenwood missed the Houston game with an injury.

\*Greenwood has played 31 games and logged 56 tackles, 14.5 tackles for loss and 7 sacks in his three-year career.

\*He had a season-high four tackles in the win over Arkansas.

\*The Crimson Tide has also used sophomore **Brandon Deaderick (Elizabethtown, Ky.)** and redshirt freshman **Milton Talbert (Hattiesburg, Miss.)** this season on the defensive front.

\*Deaderick has played in all eight games and started the last three games against Houston, Ole Miss and Tennessee.

\*In eight games, he has 14 tackles, including two sacks.

\*He recorded a season-high four tackles against Florida State (Sept. 29) and added two tackles, one sack (-7) and one pressure against Houston (Oct. 6).

\*Sophomore **Lorenzo Washington (Logansville, Ga.)** has started all eight games at nose guard. He has 21 tackles, three TFLs and two sacks this season.

\*He made his first career start against Western Carolina (Sept. 1) and first SEC start at Vanderbilt (Sept. 8).

\*Washington logged a career-high four tackles against Western Carolina, Arkansas and Georgia this season.

\*Redshirt freshman **Brian Motley (Autaugaville, Ala.)** has played the last four games as Washington's backup after missing the first four games with a fractured ankle he suffered on Aug. 27.

\*He has six tackles and one TFL this season in those four games. He had two tackles each against Florida State and Ole Miss.

\*True freshmen **Josh Chapman (Hoover, Ala.)** and **Alfred McCullough (Athens, Ala.)** have also seen action at nose guard.

## LINEBACKERS

\*The linebackers returned only one starter from last year's squad.

\*Junior **Ezekial Knight (Wedowee, Ala.)** and true freshmen **Chavis Williams (Dora, Ala.)** play the "sam" position.

\*Knight has played in all eight games and is tied for fifth on the team with 41 tackles. He has also added 6.5 TFLs, two sacks, three pressures, one forced fumble, one fumble recovery and one interception.

\*He began his career as a wide receiver before switching to defense in 2006. He has played only nine games in his career on defense.

\*He made his first career start at linebacker against Vanderbilt (5 tackles) on Sept. 8.

\*Knight had a career-high nine tackles in the loss to Florida State (Sept. 29), with two TFLs (-9) and one sack (-6) against the Seminoles.

\*He recorded his first career interception at Ole Miss on Oct. 13 and his 28-yard return set up the Tide's game-winning field goal in the fourth quarter.

\*Williams has played in four games, mainly on special teams, and has one tackle.

\*True freshmen **Rolando McClain (Decatur)** and sophomore **Prince Hall (Riverside, Calif.)** share duties at the "mike" linebacker position.

\*McClain has started six games and is quickly making a name for himself around the SEC.

\*The true freshman is second on the team with 47 tackles. He has added 4.5 TFLs, two pass breakups and one sack.

\*McClain had led UA in tackles in three of the first five games, including a career-high 11 tackles against Georgia on Sept. 22. He also had nine tackles against FSU on Sept. 29.

\*Hall is the lone returning starting linebacker. He earned Freshman All-American honors in 2006 and finished the season with 77 tackles and led the Tide with 10 1/2 tackles for loss last season.

\*In seven games, he has 39 tackles, one interception and one pass breakup.

\*He made his first start of the 2007 season against Georgia on Sept. 22, subbing for the injured Darren Mustin.

\*He responded with a game-high 12 tackles, one shy of his career high at UA. He had 13 tackles in a loss to Mississippi State in 2006.

\*Hall recorded his first career interception against FSU on Sept. 29.

\*In 20 games, he has 116 tackles, 10.5 TFLs, two sacks, two forced fumbles, two fumble recoveries and one interception.

\*Seniors **Darren Mustin (Brentwood, Tenn.)**, **Demarcus Waldrop (Pinson)** and **Marcel Stamps (Brantley, Ala.)** all man the "will" linebacker position.

\*Mustin has played in seven games this season and has 40 tackles. He has added three TFLs, one sack and one interception.

\*He recorded a season-high eight tackles in the Tide's 41-17 win over Tennessee on Oct. 20.

\*Mustin has recorded 15 tackles in his last two games against Ole Miss (7) and Tennessee (8).

\*Mustin set up Alabama's first score against Arkansas with an interception of a Casey Dick pass at the Arkansas 15 in the first quarter. Mustin returned the interception six yards to set up Alabama at the Arkansas 9-yard line.

\*He recorded his first career sack (-6) against Houston on Oct. 6.

\*Waldrop has never missed a game in his UA career and will look to play his 45th career game against Houston. He has 70 career tackles.

\*He has 11 tackles in eight games this year.

\*Waldrop had two tackles and recovered a on-side kick on the opening kickoff to earn Alabama Special Teams Player of the Game honors against Tennessee on Oct. 20.

\*Senior **Keith Saunders (Willingboro, N.J.)** and sophomore **Brandon Fanney (Morristown, Tenn.)** man the "jack" linebacker position.

\*Saunders, who played defensive end last season, made the move to linebacker this season. He has 26 tackles in eight games this season, including a season-high 10 tackles in the win over Arkansas.

\*Overall, Saunders has 51 tackles, 4.5 TFLs and two sacks in 37 career games for the Tide.

\*Fanney has played in seven games and logged seven tackles this season, including five in the season opener against Western Carolina.

## DEFENSIVE BACKS

\*The Alabama secondary returned the most experience among the UA defenders, with two seniors and two juniors in the starting lineup.

\*Senior **Simeon Castille (Birmingham)** is the starting left corner back. He has played in 43 career games, second only to Gilberry and Waldrop among UA defenders.

\*He was a First-Team All-SEC selection last season and a preseason First-Team All-SEC honoree this year.

\*In eight games this season, Castille is fourth on the team with 42 tackles. He leads the team with seven pass breakups.

\*In his four-year career, Castille has recorded 155 career tackles to lead all UA defenders. He has added 31 pass breakups and 12 interceptions to also lead the Tide.

\*He recorded his first interception of the season against Houston (Oct. 6) when he picked off Case Keenum's pass in the end zone on the game's final play. Castille also had six tackles against the Cougars.

\*Sophomore **Marquis Johnson (Sarasota, Fla.)** and senior **Eric Gray (Trinity, Ala.)** serve as Castille's backups.

\*Johnson has four tackles, one pass breakup and one fumble recovery in seven games this season. He did not play against Tennessee.

\*Gray, who had played mainly on special teams this season, does not have a tackle.

\*True freshman **Kareem Jackson (Macon, Ga.)** has taken over the starting duties at right cornerback.

\*Jackson has started seven games for the Tide this season. He is tied for fifth on the team with 41 tackles and ranks second with three pass breakups and two interceptions.

\*He has 31 of his 41 tackles in the last four games.

\*He had eight tackles against Florida State (Sept. 29) and Houston (Oct. 6).

\*Jackson turned in a season-high nine tackles in the win at Ole Miss on Oct. 13.

\*He was named the SEC Freshman of the Week for his performance against Tennessee on Oct. 20. In the win over the Vols, Jackson had six tackles, two interceptions and two pass break ups.

\*Junior **Lionel Mitchell (Stone Mountain, Ga.)** has started seven games of the Tide.

\*He has 25 tackles in seven games. He also has one interception and one pass break up.

\*He has recorded 52 tackles and four interceptions in 22 career games. Mitchell had four interceptions (TD) and 131 interception return yards in 2006, which ranks fourth all-time at UA.

\*Senior **Marcus Carter (Ft. Payne, Ala.)** is the Tide's starting strong safety. Like Castille, Carter also has a wealth of experience and will play in his 44th against LSU.

\*In eight games, Carter has 34 tackles, including 1.5 TFLs. He had a career high six tackles against Arkansas on Sept. 15.

\*In 43 career games, Carter has 69 tackles and 2.5 TFLs.

\*He is backed up by sophomores **Ali Sharrief (Stevenson, Ala.)** and **Chris Rogers (Lakeland)**, and both are also prominent special teams players.

\*Sharrief has 14 tackles this season, while Rogers had added nine stops.

\*Junior **Rashad Johnson (Sulligent, Ala.)** is the starter at free safety. He leads Alabama with 55 tackles and four interceptions through eight games.

\*He is tied for third in the SEC with 0.50 interceptions per game.

\*Johnson has also added three pass breakups, two TFLs and one forced fumble.

\*He had a career-high nine tackles in the wins over Houston (Oct. 6) and Ole Miss (Oct. 13). Johnson has also added eight tackles against Western Carolina, Arkansas and Georgia.

\*Johnson has 96 tackles in 31 career games for the Tide. He has also added four forced fumbles, 4.5 TFLs and three interceptions and two PBU's.

\*Sophomore **Javier Arenas (Tampa, Fla.)** is Johnson's backup. Arenas has nine tackles this season.

## ALABAMA SPECIAL TEAMS

\*Alabama returns all but one of its specialists from last season.

\*The Crimson Tide's special teams have shown marked improvement during the first seven games of the 2007 season.

\*Alabama leads the SEC and ranks 7th nationally with a 16.5 yard punt return average.

\*Sophomore **Javier Arenas (Tampa, Fla.)** is the Crimson Tide's top return specialist.

\*He has four returns (3 punts and 1 kickoff) or more than 50 yards this season.

\*Arenas is second in the SEC and 11th nationally with a 16.1 yard punt return average this season.

\*In eight games, he has 16 punt returns for 257 yards, including a 69-yard return against Vanderbilt on Sept. 8.

\*In 20 career games, he has 47 punt returns for 543 yards (11.6 average) and two touchdowns.

\*He had a 65-yard punt return against Florida International and an Alabama bowl record 86-yard punt return against Oklahoma State in 2006.

\*The Alabama career record for most punt returns is three for touchdowns held by Harry Gilmer.

\*Arenas has 15 kickoff returns for 379 yards (25.3 average) this season.

\*His best game came at Ole Miss (Oct. 13), where he had four returns for 93 yards.

\*He was named the SEC Special Teams Player of the Week against Ole Miss (Oct. 13), where he had 164 all-purpose yards (93 KOR and 71 PR) against the Rebels.

\*Arenas also added a season-high 62-yard kickoff return against Tennessee on Oct. 20.

\*Junior **Jonathan Lowe (Phenix City, Ala.)** is the backup to Arenas.

\*Lowe has nine kickoff returns for 224 yards (17.6 average) this season. He made his Alabama debut with a 23-yard kickoff return and a 17-yard punt return against Western Carolina on Sept. 1.

\*Sophomore **Leigh Tiffin (Muscle Shoals, Ala.)** is the Crimson Tide's starting kicker, handling all kickoffs, field goal and extra attempts.

\*Tiffin is tied for first in the SEC (7th NCAA) with 1.88 field goals per game.

\*He also ranks fifth in the SEC with 8.9 points per game.

\*Tiffin is 26-for-26 in extra points this season and 38-of-39 in his two-year career.

\*Tiffin is 15-of-22 on field goal attempts this season and has been successful on seven of his last nine attempts.

\*He has converted 23-of-36 career field goal attempts for the Tide.

\*He appeared in five games last season and hit 8-of-13 field goals and 12-of-13 extra point attempts.

\*His father, Van (1983-86), was an All-American kicker at Alabama in 1986 and set the UA record with 135 consecutive career extra points.

\*Sophomore **Andrew Friedman (Fairhope, Ala.)** made his 2007 season debut with his first career extra point attempt against Arkansas on Sept. 15. He has now played in four games at UA.

\*Senior **Jamie Christensen (Norcross, Ga.)**, who has also handled kickoffs the last three years, has hit 29 of 42 career field goal attempts and 40 of 42 career extra points.

\*He also has three-game winning field goals to his credit, beating Ole Miss, Tennessee and Texas Tech during the 2006 season.

\*Sophomore punter **P.J. Fitzgerald (Coral Springs, Fla.)** is back for his second year as the Crimson Tide's punter and holder.

\*Fitzgerald has punted 39 times for 1,521 yards (39.0 average), including a career-high 58-yard punt at Vanderbilt on Sept. 8.

\*He had a career-high 10 punts in the loss to Florida State, including two that traveled more than 50 yards.

\*Fitzgerald punted 10 times for a 40-yard average against Houston on Oct. 6.

\*He ranks second in the SEC with 12 punts inside the 20-yard line.

\*In 19 career games, Fitzgerald has 96 punts for 3,697 yards (38.5 average). He has 28 punts inside the opponents 20-yard line.

\*The Crimson Tide is breaking in its third long snapper in as many years this season as they replace last year's snapper Luke Spaulding.

\*Junior **Brian Selman (Vestavia Hills, Ala.)** has handled all snapping duties this year.

### NOVEMBER RECORD

\*Alabama has compiled a **250-121-14 (.667)** all-time record in 385 all-time November games.

\*The Crimson Tide is 2-8 (.200) in its last 10 November games, including a five-game losing streak.

\*Alabama has not won in November since a 17-0 win at Mississippi State on Nov. 3, 2005.

\*The Crimson Tide lost all three November games last season, including losses to Mississippi State, LSU and Auburn.

\*Alabama is **46-30-1 (.604)** in the month of November since the 1983 season.

\*The **first football game in Alabama history** was played in the month of November. The Crimson Tide defeated Birmingham High School 56-0 on Nov. 11, 1892.

\*One of the greatest wins in school history took place on Nov. 4, 1922 when the Crimson Tide posted a landmark win for Southern football with a 9-7 upset win over Penn at Franklyn Field in Philadelphia.

\*On Nov. 23, 1946, Alabama suffered a 13-7 loss to Boston College at Braves Field in Boston. The game also marked the first time UA traveled to by airplane to a football game.

\*Alabama head coach Paul "Bear" Bryant became the winningest coach in college football history with a 28-17 win over Auburn on Nov. 28, 1981. He tied Amos Alonzo Stagg's mark with his 314th all-time win at Penn State on Nov. 14, 1981.

\*Redshirt freshman running back Shaun Alexander ran for an Alabama record 291 yards and scored four touchdowns in a 26-0 win at LSU on Nov. 9, 1996.

## ALABAMA'S NOVEMBER HIGHLIGHTS

Date	Result	Notes
Nov. 11, 1892	Alabama 56, Birmingham HS	First-game in the history of Alabama football
Nov. 4, 1922	Alabama 9, Penn 7	Crimson Tide upsets Penn in Philadelphia Landmark win for Southern football
Nov. 14, 1925	Alabama 35, Florida 0	Alabama's 150th all-time win
Nov. 23, 1946	Boston College 13, Alabama 7	Game played at Braves Field in Boston First time UA traveled to game using airplane
Nov. 14, 1981	Alabama 31, Penn State 16	Coach Paul Bryant ties Amos Alonzo Stagg (314 wins)
Nov. 28, 1981	Alabama 28, Auburn 17	Bryant becomes all-time winningest coach w/315th win
Nov. 13, 1982	Southern Miss 38, Alabama 29	UA's 57-game Tuscaloosa winning streak snapped Bryant's last Tuscaloosa game as head coach
Nov. 12, 1983	Alabama 28, S. Miss 16	UA's 600th all-time football win
Nov. 11, 1989	Alabama 32, LSU 16	Alabama clinches share of first SEC title since 1981
Nov. 9, 1996	Alabama 26, LSU 0	UA's 650th all-time football win
Nov. 23, 1996	Alabama 24, Auburn 23	Shaun Alexander's school record 291 rushing yards Gene Stallings' final game as head coach
Nov. 20, 1999	Alabama 28, Auburn 17	Dennis Riddle scores game winner with six seconds left Shaun Alexander 100 rushing yards and 3 TDs in 4th qtr

### ON THIS DATE

\*Alabama is **10-4-2 (.611)** in games played on Nov. 3.

\*The Crimson Tide has not played on this date since suffering a 35-21 loss to Nick Saban's LSU Tigers at Bryant-Denny Stadium during the 2001 season.

\*In that game, LSU receiver Josh Reed set SEC and LSU records with 19 catches for 293 yards and one touchdown in the win.

\*The Crimson Tide's first game on this date took place in 1894 in New Orleans. Alabama beat Tulane 18-0 in that game.

\*The most common opponent on Nov. 3 is the Mississippi State. The Crimson Tide owns 6-0 record against the Bulldogs on this date.

### All-Time Games on November 3rd

Year	Result	Site
1894	Alabama 18, Tulane 0	New Orleans
1900	Tulane 3, Alabama 0	Tuscaloosa
1906	Alabama 16, Miss. State 4	Starkville
1917	Alabama 3, Sewanee 3	Birmingham
1923	Alabama 0, Georgia Tech 0	Atlanta
1928	Wisconsin 15, Alabama 0	Madison
1934	Alabama 34, Kentucky 14	Lexington
1945	Alabama 60, Kentucky 19	Louisville
1951	Alabama 16, Georgia 14	Athens
1956	Georgia 16, Alabama 13	Birmingham
1962	Alabama 20, Miss. State 0	Starkville
1973	Alabama 35, Miss. State 0	Birmingham
1979	Alabama 24, Miss. State 7	Tuscaloosa
1984	Alabama 24, Miss. State 20	Jackson
1990	Alabama 22, Miss. State 0	Starkville
2001	LSU 35, Alabama 21	Tuscaloosa

### ALABAMA COACHES IN NOVEMBER

\*Here is Alabama's all-time coaching records in the month of November.

#### NOVEMBER COACHING RECORDS

Coach	Record (Pct.)
Wallace Wade	22-8 (.733)
Frank Thomas	42-12-2 (.768)
Red Drew	24-7-1 (.742)
J.B. Whitworth	3-9-1 (.269)
Paul Bryant	68-16 (.810)
Ray Perkins	9-4-1 (.679)
Bill Curry	5-4 (.556)
Gene Stallings	18-4 (.818)
Mike DuBose	5-8 (.385)
Dennis Franchione	7-2 (.778)
Mike Shula	2-8 (.200)

### SABAN IN NOVEMBER

\*Alabama coach Nick Saban is **26-11 (.701)** in his career in the month of November.

\*Saban was **14-3 (.824)** during the month of November while the head coach at LSU from 2000-04.

\*He also enters the 2007 season riding a **seven-game winning streak** in the month of November.

### SABAN ON THIS DATE

\*Coach Saban is 2-0 in his career in games played on Nov. 3.

\*He was 1-0 on this date at Toldeo, leading the Rockets to a 37-9 win at Western Michigan in 1990.

\*Saban was also 1-0 at LSU on this date, beating Alabama 35-21 during the 2001 season in Tuscaloosa.

\*LSU wide receiver Josh Reed set LSU and records in that win with 19 catches for 293 yards and one touchdown for the Tigers.

## THE GRADUATES

\*The Crimson Tide football team will have six UA graduates on its roster for the 2007 season.

\*The list includes senior defensive lineman Keith Saunders (Willingboro, N.J.), Antoine Caldwell (Montgomery, Ala.), Chris Capps (Jonesboro, Ga.), Matt Caddell (McCalla, Ala.), Jamie Christensen (Norcross, Ga.) and Joshua Curry (Tuscaloosa, Ala.).

\*All but Saunders graduated from UA on Saturday, Aug. 11, 2007.

\*Caldwell is the first Tide football player to graduate within three years of entering school at the University. The general studies in human environmental science major was a freshman in the fall of 2004.

"Since I've been here, he's the fastest graduate in football that we've had," said Jon Dever, Assistant Athletics Director for Student Services who has been in charge of the Crimson Tide's academic program since 1992. "We've had a bunch of football players who have graduated in three-and-a-half years, but this guy has really busted his rear end in the summer and gotten through. He really wants to go on and do something else academically, so he's going to try to get another undergraduate degree."

### 2007 Alabama Football Graduates

Player	Degree
Matt Caddell	Consumer Science
Antoine Caldwell	Human Environmental Science
Chris Capps	Consumer Science
Jamie Christensen	Management
Joshua Curry	General Studies
Keith Saunders	Management

"I'm proud of all of them," said Dever. "Keith Saunders has graduated already. Keith graduated in three-and-a-half years in business, so there's another good success story. He's been working on a second degree since January. That's another neat thing: we will have six guys who have their degrees playing on opening day. That's something we are proud of. By the time we go to the bowl game, we'll have even more graduates on the team."

## THE BRITT LEGACY

\*Junior offensive lineman Justin Britt (Cullman) became the third different Britt brother to start on the offensive line for Alabama when he started at left guard against Hawai'i in the 2006 season opener.

\*Justin also has three starts on the defensive line under his belt but made the switch to offense prior to the 2006 season.

\*His two older brothers -- Wesley (2001-04) and Taylor (2005) -- were also starters on the offensive line for the Crimson Tide.

\*Wesley (2001-04) was a four-year letterman at Alabama and started 48 games in his UA career. He was elected permanent team captain in 2004.

\*Taylor made two career starts at center for Alabama against LSU and Auburn in 2005.

\*The Britt brothers are one of only two trio of brothers to play in the same game in Alabama football history.

\*All three Britts suited up for the first time in the 2004 season opener against Utah State.

\*In addition to the Utah State game, all three Britt brothers played against Western Carolina, Kentucky and Mississippi State during the 2004 season.

\*The only other trio of brothers to play in the same game for Alabama were Adrian, Hargrove and Bully VandeGraaff in 1912.

\*The VandeGraaff brothers made their playing debut together on Sept. 28, 1912 in the Crimson Tide's 52-0 win over Marion Institute.

\*Adrian (senior), Hargrove (junior) and W.T. "Bully" (freshman) all saw action in the win, with Adrian and Hargrove scoring one touchdown each.

\*In addition, the Britts are the 10th trio of brothers to start at least one game in their career at Alabama.

## ALL IN THE FAMILY

\*The 2007 Alabama football roster contains a number of legacies to the Crimson Tide football program.

\*There are 11 sons of former players on this year's team and one brother of former players.

### Simeon Castille

His father, Jeremiah was an All-American defensive back under Paul Bryant ... Jeremiah was the Most Valuable Player of the 1982 Liberty Bowl after a record three interceptions in the 21-15 win over Illinois ... He was also named to UA's All-Century football team in 1992 ... Older brother Tim played at UA from 2003-06 as fullback ... Tim led UA with six TDs in 2006.

### Hampton Gray

His father, Alan, is a former UA quarterback and lettered from 1979-81 ... He was a member of Paul Bryant's only 12-0 team in 1979 that captured the consensus national championship ... He was also a member of the 1981 team that gave Bryant his 315th career win.

### Patrick Hanrahan

His father, Gary, was as offensive guard for Paul Bryant ... He lettered in 1973 ... Member of 1973 national championship team.

### Tyrone King

His father, Tyrone, Sr., played defensive back at UA from 1972-75.

### Jonathan Lowe

His father, Eddie, was a starting linebacker under Paul Bryant from 1980-82 ... His uncle, Woodrow, was also a star linebacker from 1972-75 ... Woodrow was a three-time All-American (1973-75) ... He recorded 134 tackles in 1973 and concluded his career with 315 career stops.

### Joel Nix

His father, Mark, was a running back for the Crimson Tide under Coach Paul Bryant from 1979-81 ... He was a member of the 1979 national championship team and the 1981 SEC Championship team ... He also played on the Alabama team that gave Bryant his 315th all-time coaching win with a 28-17 victory over Auburn in 1981.

### Leigh Tiffin

His father, Van, was an All-American kicker for Coach Ray Perkins ... Tiffin lettered from 1983-86 and earned AA honors in 1986 ... Van holds the UA record with 135 consecutive extra points ... He is the school's third all-time leading scorer with 312 points ... Van nailed a 52-yard field goal to beat Auburn 25-23 in 1985.

### Other Football Relationships

\*Senior offensive lineman Justin Britt becomes the third different Britt brother to start on the offensive line. He joins Wesley (2001-04) and Taylor (2005), who both started games for the Crimson Tide.

\*Sophomore offensive lineman Andre Smith is first cousin to former defensive lineman Dominic Lee.

\*Redshirt freshman quarterback Greg McElroy's father, Greg Sr., was a starting offensive lineman for Dick Tomey at Hawai'i in 1977-78. The senior McElroy was also a graduate assistant coach under Tomey in 1979.

---

### **HALL NAMED AT&T PLAYER OF WEEK**

\*Following his record-setting performance last Saturday against Tennessee, University of Alabama senior wide receiver **DJ Hal has been chosen this season's eighth recipient of the AT&T All-America Player of the Week award**, the only major college football award chosen exclusively by fans.

\*Hall caught a school-record 13 passes for 185 yards and two touchdowns to lead the Crimson Tide to a 41-17 win over No. 20 Tennessee last Saturday at Bryant-Denny Stadium. Hall's 16-yard pass from John Parker Wilson with 11:16 left in the second quarter gave the Tide a 17-14 lead it would never relinquish. He also added a 2-yard touchdown grab with 12 seconds left in the second quarter to give the Tide a 24-14 lead. Hall later added a pass reception on a two-point conversion as UA built a 38-17 lead in the fourth quarter.

\*Hall received 54 percent of the votes to beat out University of Oregon running back Jonathan Stewart (24 percent), Tulane University running back Matt Forte (12 percent) and UCLA corner back Altterraun Verner (10 percent).

"AT&T congratulates Hall on winning the AT&T All-America Player of the Week," said Dave Garver, executive director of Business Development and Wireless Sponsorships for AT&T's wireless unit. "Fans have only five more weeks to make their voices heard and help select the AT&T All-America Player of the Week in the only fan-determined national college football award."

Fans can register to vote for the AT&T All-America Player of the Week throughout the season by text messaging VOTE to 87654 from a wireless phone. The four candidates for the award are revealed each Sunday on the 9 a.m. ET ESPN "SportsCenter," via text message alerts and on the Web at [www.espnallamerica.com](http://www.espnallamerica.com). Fans then have until 11:59 p.m. ET on the following Wednesday to participate in the voting. The winner is announced at half-time during Thursday's ESPN College Football Primetime Presented by Applebee's college football game.

---

### **APPLEWHITE HONORED**

\*University of Alabama **offensive coordinator and quarterbacks coach Major Applewhite** was named the national offensive coordinator of the week by two publications, following the Crimson Tide's 41-17 win over Tennessee last Saturday in Bryant-Denny Stadium.

\*Applewhite was named the Master Coaches Survey (MCS) Offensive Coordinator of the Week and earned one of five MCS Nike Game Balls after the Crimson Tide offense produced its best offensive output in a Southeastern Conference game since the 2002 season. Under Applewhite's guidance, Alabama passed for a season-high 363 yards and scored 41 points, the most in an SEC game since a 45-17 win at Kentucky in 2004.

\*Alabama's offense was outstanding on first down, averaging 7.9 yards per play against the Vols. Junior quarterback John Parker Wilson completed 13 of 18 passes for 170 yards on first down in the win over Tennessee. Wilson tied an Alabama record with 32 completions and finished with 363 passing yards and three touchdowns. Senior wide receiver DJ Hall caught a school-record 13 passes for 185 yards and two touchdowns, all career highs.

\*The Crimson Tide and Applewhite were both recognized this week by FOX Sports.com columnist Rich Cirminello. Alabama ranked second on his Summa Cum Laude Top 5 Teams of the Week and Applewhite was named Offensive Coordinator of the Week.

"To Tide fans, few weekends of the year matter more than the Third Saturday in October," Cirminello wrote. "Alabama spanked Tennessee, 41-17, to remain deadlocked with LSU atop the SEC West. In a signature win for Nick Saban, in his new digs, the Tide offense gutted Tennessee for 510 yards and 41 points. Applewhite's protégé, John Parker Wilson, enjoyed a career-day, going 32-for-46 with 363 yards and three touchdown passes."

---

### **MID-SEASON HONORS**

\*With the regular season at the midway point, several members of the Crimson Tide were listed on Phil Steele's mid-season All-American and All-Conference teams.

\*Sophomore offensive tackle Andre Smith was named a second team All-American and a first team All-SEC performer.

\*Senior Antoine Caldwell was recognized on Steele's All-America third team and All-SEC second team.

\*Senior wideout D.J. Hall was listed on the All-SEC second team.

\*Defensively, senior cornerback Simeon Castille was fourth team All-American honoree.

\*Castille was joined by safety Rashad Johnson were on the All-SEC first team.

\*Freshman Rolando McClain was on the All-SEC second team.

---

## SI NAMES ALL-TIME SEC TEAM

\*With the Southeastern Conference celebrating its 75th anniversary this season, Sports Illustrated named an All-Time SEC team this week.

\*Alabama led all conference schools with seven players listed plus the coach of the team was Paul "Bear" Bryant.

\*John Hannah and Chris Samuels were two of the five offensive linemen while Ozzie Newsome got the nod at tight end.

\*All three linebackers were former Crimson Tide players - Cornelius Bennett, Lee Roy Jordan and Derrick Thomas.

\*The seventh player was cornerback Antonio Langham.

## CRIMSON TIDE WELL REPRESENTED ON ESPN'S HERBIE AWARDS

For the seventh straight year, Kirk Herbstreit handed out his Herbie Awards and Alabama received numerous mentions.

\*The Crimson Tide was listed as the **No. 1 Movin' On Up program** and **Nick Saban** was one of five on the list of **New Coaches - Instant Success**.

\*Alabama received a No. 9 ranking for Top Gameday Locations and was No. 10 in the Prettiest Coeds category.

\***Antoine Caldwell** was the center on the All-Uni Team and **Simeon Castille** was listed as the nation's fourth-best cornerback.

\*Defensive coordinator **Kevin Steele** received mention as well, as the No. 4 Head Coach in Waiting.

\*Wide receiver **D.J. Hall** was named one of six offensive Players Who Don't Get Enough Respect by Herbstreit, he did get some respect on Mel Kiper Jr.'s Big Board as he was listed No. 20 overall.

## ALABAMA IN THE COLLEGE RANKS

### Former Players and/or Coaches Who Are Current College Head Coaches:

Name	Current School	Years at Alabama
Tommy Bowden	Clemson	1987-89 (Assistant Coach)
Neil Callaway	UAB	1975-77 (Player)
		1997-2000 (Assistant Coach)
Sylvester Croom	Mississippi State	1972-74 (Player)
		1976-86 (Assistant Coach)
Dennis Franchione	Texas A&M	2001-02 (Head Coach)
Mike Price	UTEP	2003 (Head Coach; Did not coach a game)
Mike Riley	Oregon State	1972-74 (Player)
Ted Roof	Duke	1987-88 (Graduate Assistant)
Howard Schnellenberger	Florida Atlantic	1961-65 (Assistant Coach)

### Former Players and/or Assistant Coaches Who Are Current College Assistant Coaches:

Name	Current School	Current Assignment	at Alabama
Jody Allen	Florida State	Defensive Ends/Special Team Coordinator	1986
Mickey Andrews	Florida State	Defensive Coordinator	1963-64
Chris Ball	Pittsburgh	Secondary	2003-06
Tim Bowens	UAB	Wide Receivers	1996-99
Bob Connelly	UCLA	Offensive Line	2003-06
Kasey Dunn	Baylor	Asst. Head Coach/Special Teams WR	2003
Stan Eggen	Texas A&M	Defensive Line	2001-02
Rockey Felker	Mississippi State	Running Backs/Recruiting Coordinator	1983-85
Will Friend	UAB	Offensive Line	1994-97
Charlie Harbison	Mississippi State	Safeties	1998-2000
			2003-06
Jim Bob Helduser	Texas A&M	Offensive Line	2001-02
Rob Ianello	Notre Dame	Receivers/Recruiting Coordinator	1987-89
Ellis Johnson	Mississippi State	Defensive Coordinator	1990-93
			1997-2000
Les Koenning, Jr.	Texas A&M	Offensive Coordinator/Quarterbacks	2001-02
Rick Lafavers	Rice	Tight Ends/Special Teams	2001-02
Woody McCorvey	Mississippi State	Asst. Head Coach/Offensive Coordinator/QBs	1990-97
Mac McWhorter	Texas	Associate Head Coach/Special Teams	1987-88
Danny Pearman	Duke	Tight Ends/Special Teams Coordinator	1992-97
Kenith Pope	Texas A&M	Assistant Head Coach/Running Backs	2001-02
Aaron Price	UTEP	Receivers/Kickers	2003
Eric Price	UTEP	Offensive Coordinator/Quarterbacks	2003
Paul Randolph	Tulsa	Associate HC/Defensive Coordinator/DL	2003-05
Eric Schumann	UAB	Defensive Coordinator/Safeties	1977
Jackie Shipp	Oklahoma	Defensive Line	1998
Melvin Smith	Mississippi State	Safeties	2001-02
Rick Smith	East Carolina	Defensive Backs	1986
Charlie Stubbs	Louisville	Offensive Coordinator/Wide Receivers	1998-2000
Dabo Swinney	Clemson	Asst. Head Coach/Wide Receivers	1990-92 (P)
			1996-2000 (C)
John Thompson	Ole Miss	Defensive Coordinator/Defensive Backs	1987
Chris Thurmond	Houston	Cornerbacks	2001-02
Mark Tommerdahl	Texas A&M	Tight Ends/Special Teams Coordinator	2001-02
David Turner	Mississippi State	Defensive Line	2006
Dave Ungerer	Oregon State	Special Teams	2003-06
T.J. Weist	Western Kentucky	Assistant Head Coach/Wide Receivers	1987
Buddy Wyatt	Nebraska	Defensive Line	2002-06

### Former Players and/or Assistant Coaches Who Are Current Alabama High School Head Coaches:

Name	High School	Location	Years at Alabama
Maurice Belser	Hillcrest	Evergreen	1992-95
Shannon Brown	Bob Jones	Madison	1992-95
Shannon Felder	Donoho	Anniston	1985-87
Jeff Foshee	Stanhope Elmore	Millbrook	1991-94
Curley Hallman	Muscle Shoals	Muscle Shoals	1973-76; 1996-97 (Asst. Coach)
Robert Higgenbotham	Tuscaloosa County	Northport	1967-68
Don Jacobs	Elkmont	Elkmont	1979-80
Woodrow Lowe	Smiths Station	Smiths Station	1972-75
Josh Niblett	Oxford	Oxford	1993-95
Laron White	Tanner	Athens	1993-96

**REAMER NAMED SEC COMMUNITY SERVICE PLAYER OF THE WEEK**

\*Alabama sophomore **Cory Reamer (Hoover)** was featured as the SEC Good Works Team Player of the Week on the Lincoln Financial Sports telecast of the Alabama-Vanderbilt game September 8.

\*Reamer has taken part in various community service activities, including many school visits and readings, a Halloween Extravaganza for children, and Project Angel Tree, where he worked with other student-athletes to purchase holiday gifts for kids.

**NFL NOTES**

\*The Southeastern Conference had 263 players on the 2007 National Football League opening day active rosters, which led all conferences.

\*The Atlantic Coast Conference was second with 238 players, followed by the Big Ten with 234 players, Pac-10 with 183 players, Big 12 with 176 players and the Big East with 84 players.

\*Among SEC schools, Georgia was first with 37 former players on NFL rosters, followed by Tennessee with 36, LSU with 33, Florida with 31 and Auburn with 30. Alabama had 21 players on NFL rosters, while South Carolina had 19, Ole Miss and Mississippi State had 17 each, Arkansas had 12, Kentucky six and Vanderbilt with five.

\*The SEC had five of its schools with 30-or-more-players on NFL rosters. No other conference had two.

\*Nationally, Miami (Fla.) leads with 46 former players on NFL rosters, followed by Ohio State with 44, Florida State with 41, Tennessee with 36 and Georgia with 35.

\*The lists do not include players who were not on opening day rosters and since been activated.

**THE NATIONAL FOOTBALL LEAGUE**

**Current NFL Players (as of Sept. 6, 2007):**

<u>Player, Position</u>	<u>NFL Team</u>	<u>Alabama Years</u>
Shaun Alexander, RB	Seattle Seahawks	1996-99
Mark Anderson, DE	Chicago Bears	2002-05
Wesley Britt, OL	New England Patriots	2001-04
Fernando Bryant, DB	Detroit Lions	1995-98
Tim Castille, FB	Arizona Cardinals	2003-06
Brodie Croyle, QB	Kansas City Chiefs	2002-05
Cornelius Griffin, DT	Washington Redskins	1998-99
Roman Harper, DB	New Orleans Saints	2002-05
Jarret Johnson, DL	Baltimore Ravens	1999-2002
Evan Mathis, OL	Carolina Panthers	2001-04
Le'Ron McClain, FB	Baltimore Ravens	2003-06
Kindal Moorehead, DT	Carolina Panthers	1998-99, 2001-02
Michael Myers, DT	Cincinnati Bengals	1996
Antwan Odom, DE	Tennessee Titans	2000, 2002-03
Charlie Peprah, DB	Green Bay Packers	2002-05
Derrick Pope, LB	Miami Dolphins	2002-03
DeMeco Ryans, LB	Houston Texans	2002-05
Chris Samuels, OL	Washington Redskins	1996-99
Justin Smiley, OL	San Francisco 49ers	2001-04
Deshea Townsend, DB	Pittsburgh Steelers	1994-97

**Current NFL Practice Squads/Injured Reserve**

<u>Player, Position</u>	<u>NFL Team</u>	<u>Alabama Years</u>
Anthony Bryant, DT	Baltimore Ravens	2001, 2003-04
Jeremy Clark, DT	Philadelphia Eagles	2003-06
Kenneth Darby, RB	Tampa Bay Buccaneers	2003-06
Kenny King, DT	Baltimore Ravens	1999-02
Ramzee Robinson, DB	Detroit Lions	2003-06
Jason McAddley, WR	Washington Redskins	1998-01

**Players in 2007 NFL Training Camps**

<u>Player, Position</u>	<u>NFL Team</u>	<u>Alabama Years</u>
Jeffrey Dukes, DB	Arizona Cardinals	2003-06
Anthony Madison, DB	Pittsburgh & Tampa Bay	2002-05
Juwan Simpson, LB	Green Bay Packers	2003-06
Shaud Williams, RB	Buffalo Bills	2002-03

**Current NFL Executives**

<u>Coach</u>	<u>NFL Team (Position)</u>	<u>Alabama Years</u>
Ozzie Newsome	Executive VP/General Manager (Ravens)	Player, 1974-77
Phil Savage	Senior VP/General Manager (Browns)	Coach (1987-89)

**Current NFL Assistant Coaches:**

<u>Coach</u>	<u>NFL Team (Position)</u>	<u>Alabama Years</u>
Bruce Arians	Pittsburgh Steelers (Offensive Coordinator)	Coach (1981-82; 97)
Jeff Fitzgerald	Baltimore Ravens (Linebackers)	Coach (1987-89)
George Henshaw	New Orleans Saints (Running Backs)	Coach (1983-86)
Amos Jones	Pittsburgh Steelers (Special Teams)	Player (1977-80) & Coach (1990-91)
Larry Kirksey	Houston Texans (Wide Receivers)	Coach (1990-93)
Freddie Kitchens	Arizona Cardinals (Tight Ends)	Player (1993-96)
John Mitchell	Pittsburgh Steelers (Asst. HC/Defensive Line)	Player (1971-72) & Coach (1973-76)
Tony Nathan	Baltimore Ravens (Running Backs)	Player (1975-78)
Jeff Rutledge	Arizona Cardinals (Quarterbacks)	Player (1975-78)
Rip Scherer	Cleveland Browns (Asst. HC/Quarterbacks)	Coach (1987)
Rory Segrest	Philadelphia Eagles (Special Teams)	Player (1990-93) & Coach (1994-97)
Mike Shula	Jacksonville Jaguars (Quarterbacks)	Player (1983-86) & Coach (2003-06)
Mike Solari	Kansas City (Offensive Coordinator)	Coach (1990-91)
Ricky Thomas	Indianapolis Colts (Tight Ends)	Player (1983-86)
Steve Walters	Jacksonville Jaguars (Receivers)	Coach (1985)
Richard Williamson	Carolina Panthers (Receivers)	Player (1961-62) & Coach (1963-67; 70-71)

**Current CFL Players:**

<u>Coach</u>	<u>CFL Team (Position)</u>	<u>Alabama Years</u>
Nautyn McKay-Loescher	Hamilton Tiger Cats (LB)	1999-2000



# 2007 Alabama Football Depth Chart (vs. LSU)

<b>LT</b>	71 Andre Smith	(6-4, 340, So.)
	72 Chris Capps	(6-6, 298, Sr.)
<b>LG</b>	50 Justin Britt	(6-4, 290, Jr.)
	70 Evan Cardwell	(6-3, 290, So.)
<b>C</b>	70 Evan Cardwell	(6-3, 290, So.)
-or-	59 Antoine Caldwell	(6-4, 288, So.)
<b>RG</b>	61 B.J. Stabler	(6-4, 294, Sr.)
-or-	76 76 Marlon Davis	(6-2, 311, So.)
<b>RT</b>	78 Mike Johnson	(6-6, 298, So.)
	61 B.J. Stabler	(6-4, 294, Sr.)
<b>TE</b>	88 Nick Walker	(6-5, 255, Jr.)
	83 Travis McCall	(6-2, 261, Jr.)
	85 Preston Dial	(6-3, 223, Fr.)
<b>QB</b>	14 John Parker Wilson	(6-2, 213, Jr.)
	17 Greg McElroy	(6-3, 218, Fr.)
<b>RB</b>	29 Terry Grant	(5-10, 188, Fr.)
	5 Roy Upchurch	(6-0, 192, So.)
-or-	38 Glen Coffee	(6-2, 197, So.)
<b>FB</b>	40 Baron Huber	(6-3, 242, So.)
	10 Jimmy Johns	(6-2, 233, Jr.)
<b>WR</b>	22 DJ Hall	(6-2, 195, Sr.)
	11 Matt Caddell	(6-0, 187, Sr.)
	82 Earl Alexander	(6-5, 210, Fr.)
<b>WR</b>	80 Mike McCoy	(6-3, 199, So.)
	81 Keith Brown	(6-3, 194, Sr.)
	9 Nikita Stover	(6-0, 207, Jr.)
<b>DE</b>	92 Wallace Gilberry	(6-3, 267, Sr.)
	96 Luther Davis	(6-4, 275, Fr.)
<b>NG</b>	97 Lorenzo Washington	(6-4, 283, So.)
	66 Brian Motley	(6-2, 280, Fr.)
<b>DE</b>	95 Brandon Deaderick	(6-4, 286, So.)
-or-	93 Bobby Greenwood	(6-5, 267, Jr.)
<b>SAM</b>	47 Ezekial Knight	(6-4, 235, Jr.)
	55 Chavis Williams	(6-4, 214, Fr.)
<b>MIKE</b>	25 Rolando McClain	(6-4, 255, Fr.)
-or-	21 Prince Hall	(5-11, 235, So.)
<b>WILL</b>	57 Darren Mustin	(6-2, 235, Sr.)
	44 DeMarcus Waldrop	(5-11, 203, So.)
	6 Marcel Stamps	(6-2, 198, Sr.)
<b>JACK</b>	94 Keith Saunders	(6-4, 251, Sr.)
	98 Brandon Fanney	(6-4, 241, So.)
<b>LCB</b>	2 Simeon Castille	(6-1, 193, Sr.)
	24 Marquis Johnson	(5-11, 186, So.)
	36 Eric Gray	(6-0, 195, Sr.)
<b>SS</b>	20 Marcus Carter	(6-0, 205, Sr.)
	26 Ali Sharrief	(5-9, 197, So.)
	8 Chris Rogers	(6-0, 192, So.)
<b>FS</b>	49 Rashad Johnson	(6-0, 187, Jr.)
	28 Javier Arenas	(5-9, 193, So.)
<b>RCB</b>	3 Kareem Jackson	(5-11, 185, Fr.)
	16 Lionel Mitchell	(6-2, 182, Jr.)
<b>KO</b>	99 Leigh Tiffin	(6-1, 198, So.)
	86 Jamie Christensen	(6-0, 177, Sr.)
<b>PK</b>	99 Leigh Tiffin	(6-1, 198, So.)
	86 Jamie Christensen	(6-0, 177, Sr.)
<b>P</b>	97 P.J. Fitzgerald	(5-11, 194, So.)
	99 Leigh Tiffin	(6-1, 198, So.)
<b>SN</b>	67 Brian Selman	(6-0, 218, Jr.)
	53 Paul Silvey	(5-11, 215, Fr.)
<b>HOLD</b>	97 P.J. Fitzgerald	(5-11, 194, So.)
<b>PR</b>	28 Javier Arenas	(5-9, 193, So.)
	30 Jonathan Lowe	(5-7, 184, Jr.)
	11 Matt Caddell	(6-0, 187, Sr.)
<b>KOR</b>	28 Javier Arenas	(5-9, 193, So.)
	30 Jonathan Lowe	(5-7, 184, Jr.)
	11 Matt Caddell	(6-0, 187, Sr.)

## OFFENSE

21 GS; Named a 2nd Team Mid-Season All-American by Phil Steele; Started 21 straight 35 G, 25 GS; Played in 4th quarter at RT vs. Miss, Moved from RT to LT in the spring 42 G, 24 GS; Third Britt brother to start on OL; Brother Wesley is with the NE Patriots 19 G; 3 GS; Opened the season as a back-up at guard and is now first team at center 19 G; 3 GS; Has started the last three games at center; plays both C and G 32 GS; Started at C, RG, LG this season; Graduated in three years from UA 26 G, 20 GS; Started at right guard vs. Tennessee; had played guard and tackle 24 G, 9 GS; Has started nine of the last 11 games at right guard 23 G; 8 GS; Moved back into the starting lineup in the win over Tennessee 26 G, 20 GS; Has seen action at guard, tackle and on special teams this year 33 G, 20 GS; 2 receptions for 43 yards vs. Houston; 2 TD and a 2-pt conversion in 2007 33 G, 19 GS; Starter vs. Tennessee as UA opened in 2 TE; 3 catches for 21 yards vs. Vols 7 G, 1 GS; Started in 3 tight end set at Vandy; Redshirted in 2006 21 GS; 12-9 as a starter; 32-46 for a career-high 363 yards w/3 TD and 0 INT vs. Tenn. 2 G; Completed 8-9 for 73 yds (1 TD) in UA debut against Western Carolina 11 G; 7 GS; Three-time SEC Freshman of the Week; 104 yards and a TD vs. Tennessee 7 G; Ran six times for 15 yards against UT; Carried five times for 39 yards at Ole Miss 19 G; 1 GS; Made first start vs. Houston and ran for career-high 121 yards on 30 carries 16 G, 1 GS; 1st career start at Vandy; No career rushing attempts; 2 rec. for 8 yds Has played in all 8 games; Named special teams player of the week by Coaches (UT) 43 G, 38 GS; Set UA record with 13 catches vs. Tennessee for 185 yards, 2 TD 45 G; 5 GS; Caught 4 passes for 58 yards vs. UT; 9-91 yards vs. Ark. including GW TD 8 G; Hauled in four passes (40 yards) in UA debut vs. Western Carolina 11 G; 7 GS; Has totaled 168 yards receiving on 23 catches with one TD 39 G, 19 GS; Caught three passes for 34 yards with a TD vs. Florida State; 1-10 vs. UT 15 G; 23-yd TD vs. Houston; Recorded only career 100-yard game vs. Auburn (2006)

## DEFENSE

45 G, 33 GS; SEC DL of Week vs. UH w/ 11 tackles, 2 sacks, 4.5 TFL; 2 sacks vs. Miss 5 G; Made UA playing debut vs. Western Carolina (3 tackles; 1 TFL) 15 G; 8 GS; Recorded 3 tackles and 1 sack vs. Houston; 21 tackles, 3 TFL on the season 2 tackles vs. Ole Miss; Returned vs. FSU after missing first four games; former OL 15 G; 3 GS; Has started the last three games and recorded two sacks; 2 tackles vs. UT 32 G, 8 GS; Started 8 straight before missing Houston game (ankle); 2 tackles vs. UT 12 G, 6 GS; 4 tackles, 1 TFL and 28-yd INT return to the Miss 5 that set up the GW FG Made Alabama debut in the 41-38 win over Arkansas; had 1 tackle against Tennessee 8 G; 6 GS; Started the first 5 and two weeks ago against Tennessee; 5 tackles vs. UT 20 G, 12 GS, 116 career tackles; 6 tackles in the win over Tennessee 17 G; 7 GS; Led team with 8 tackles in the win over Tennessee 45 G, 4 GS; Never missed a game at UA; Special teams player of game vs. Miss and UT 38 G; Recorded 16 tackles and one blocked punt in UA career 38 G; 13 GS; Had 1 tackle and 1 PBU vs. Tennessee; Moved to linebacker this season 9 G; Recorded five tackles in season opener vs. Western Carolina; 1 tackle vs. Houston 43 G, 24 GS; Had 12th career INT vs. Miss; Game-winning INT in endzone vs. Houston 20 G; Has recorded 11 career tackles 35 G, 2 GS; 11 tackles and 2 PBU in 2006; 21 career stops 43 G, 17 GS; Coaches' Co-Defensive Player of the Game vs. Ole Miss (6 tackles) 21 G; 4 tackles against Houston; Switched to defense in spring; Played RB in 2006 20 G; Excellent special teams player; 7 tackles in 2007; 18 career stops 31 G; 12 GS; T3rd in SEC with four interceptions, leads team with 55 tackles 21 G; Has seen increased playing time in secondary; 2 tackles vs. Tennessee 8 G; 7 GS; SEC Freshman of the Week after recording 6 tackles, 1 TFL & 2 INT vs. UT 23 G; 10 GS; 6 tackles & 1 INT vs. Georgia; 52 tackles and 5 INTs in UA career

## SPECIAL TEAMS

Has 50 career kickoffs at Alabama; 47 this season with 3 touchbacks Started the Tennessee game with a successful inside kick 23-34 FGs; 38-39 PATs in career; Went 4-of-5 on field goals vs. UT Slowed by a groin injury through the first part of the year; 29-42 career FG 21 G; Starting punter for second straight year; 13 of 39 punts inside the 20 Has not punted this season 9 G; Handled all snaps in first 8 games of 2007; Made UA debut vs. FIU (2006) True freshman who has not played this season UA holder for second straight year 21 G; SEC Specialist of the Week vs. Ole Miss; 54-yard PR in 4th quarter set up TD Made UA debut against Western Carolina; 1 return on the season for 23 yards 45 G; 5 GS; Did not have a punt return vs. UT with Lowe out of the lineup 21 G; Had one kickoff return against Tennessee for 62 yards 9 KO returns for 158 yards (17.6 avg); missed the Tennessee game with an ankle injury 45 G; 5 GS; Brought back 2 kickoff returns for a total of 27 yards against Tennessee

# 2007 Alabama Football Game-By-Game Starters

## OFFENSE

GAME	LT	LG	C	RG	RT	TE	QB	RB	FB	WR	WR	OTHER
W Carolina	Smith	Britt	Caldwell	M. Davis	Johnson	Walker	Wilson	Grant	--	Hall	McCoy	Caddell (WR)
at Vandy	Smith	Britt	Caldwell	M. Davis	Johnson	Walker	Wilson	Grant	Huber	McCall (TE)	Dial (TE)	
Arkansas	Smith	Britt	Caldwell	M. Davis	Johnson	Walker	Wilson	Grant	--	Hall	McCoy	McCall (TE)
Georgia	Smith	Britt	Caldwell	M. Davis	Johnson	Walker	Wilson	Grant	--	Hall	McCoy	Caddell
FSU	Smith	Britt	Caldwell	M. Davis	Johnson	Walker	Wilson	Grant	--	Hall	McCoy	McCall (TE)
Houston	Smith	Britt	Cardwell	Caldwell	Johnson	Walker	Wilson	Coffee	--	Hall	McCoy	McCall (TE)
at Ole Miss	Smith	Caldwell	Cardwell	M. Davis	Johnson	Walker	Wilson	Grant		Hall	McCoy	Caddell (WR)
Tennessee	Smith	Britt	Cardwell	Stabler	Johnson	Walker	Wilson	Grant		Hall	McCoy	Caddell (WR)
LSU												
at MSU												
UL Monroe												
at Auburn												

## DEFENSE

GAME	DE	NG	DE	SAM	MIKE	WILL	JACK	LCB	SS	FS	RCB	OTHER
W. Carolina	Gilberry	Washington	Greenwood	--	McClain	Mustin	Saunders	Castille	Carter	Johnson	Mitchell	Jackson (DB)
at Vandy	Gilberry	Washington	Greenwood	Knight	McClain	Mustin	--	Castille	Carter	Johnson	Mitchell	Jackson (DB)
Arkansas	Gilberry	Washington	Greenwood	Knight	McClain	Mustin	Saunders	Castille	Carter	Johnson	Mitchell	
Georgia	Gilberry	Washington	Greenwood	Knight	McClain	P. Hall	--	Castille	Carter	Johnson	Mitchell	Jackson (DB)
FSU	Gilberry	Washington	Greenwood	Knight	McClain	Mustin	Saunders	Castille	Carter	Johnson	Jackson	
Houston	Gilberry	Washington	Deaderick	Knight		Mustin	Saunders	Castille	Carter	Johnson	Jackson	Mitchell (DB)
at Ole Miss	Gilberry	Washington	Deaderick	Knight	P. Hall	Mustin	--	Castille	Carter	Johnson	Jackson	Mitchell (DB)
Tennessee	Gilberry	Washington	Deaderick	Knight	McClain	Mustin		Castille	Carter	Johnson	Jackson	Mitchell (DB)
LSU												
at MSU												
UL Monroe												
Auburn												

### Alabama Starters Notes:

\*Alabama started five defensive backs against Western Carolina, Vanderbilt, Georgia, Houston, Ole Miss and Tennessee.

\*Alabama started three tight ends and one fullback against Vanderbilt when the UA offense took over first-and-goal at the 1-yard line following a 65-yard punt return.

# Alabama Player Game-By-Game Statistics

**28 JAVIER ARENAS, PR/KR**  
So., Tampa, Fla., 1VL

## Punt Returns

### 2006 Season

Date	Opponent	PR-Yards-TD
Sept. 2	Hawaii	0-0-0
Sept. 9	Vanderbilt	0-0-0
Sept. 16	Louisiana Monroe	3-16-0
Sept. 23	at Arkansas	1-24-0
Sept. 30	at Florida	3-6-0
Oct. 7	Duke	2-8-0
Oct. 14	Ole Miss	3-15-0
Oct. 21	at Tennessee	3-14-0
Oct. 28	Florida International	5-81-1
Nov. 4	Mississippi State	4-3-0
Nov. 11	at LSU	3-12-0
Nov. 18	Auburn	3-21-0
Dec. 28	Oklahoma State (Indy Bowl)	1-86-1

### 2007 Season

Date	Opponent	PR-Yards-TD
Sept. 1	Western Carolina	2-13-0
Sept. 8	at Vanderbilt	3-79-0
Sept. 15	Arkansas	6-79-0
Sept. 22	Georgia	1-9-0
Sept. 29	Florida State	0-0-0
Oct. 6	Houston	2-6-0
Oct. 13	at Ole Miss	2-71-0
Oct. 20	Tennessee	1-62-0
Nov. 3	LSU	
Nov. 10	at Mississippi State	
Nov. 17	UL Monroe	
Nov. 24	at Auburn	

## Areans - Kickoff Returns

### 2006 Season

Date	Opponent	KOR-Yards-TD
Sept. 2	Hawaii	4-87-0
Sept. 9	Vanderbilt	1-18-0
Sept. 16	Louisiana Monroe	1-27-0
Sept. 23	at Arkansas	1-23-0
Sept. 30	at Florida	2-38-0
Oct. 7	Duke	0-0-0
Oct. 14	Ole Miss	2-44-0
Oct. 21	at Tennessee	1-19-0
Oct. 28	Florida International	0-0-0
Nov. 4	Mississippi State	3-42-0
Nov. 11	at LSU	3-56-0
Nov. 18	Auburn	0-0-0
Dec. 28	Oklahoma State (Indy Bowl)	0-(-10)-0

### 2007 Season

Date	Opponent	KOR-Yards-TD
Sept. 1	Western Carolina	2-75-0
Sept. 8	at Vanderbilt	3-59-0
Sept. 15	Arkansas	1-34-0
Sept. 22	Georgia	2-32-0
Sept. 29	Florida State	1-9-0
Oct. 6	Houston	1-15-0
Oct. 13	at Ole Miss	4-93-0
Oct. 20	Tennessee	1-62-0
Nov. 3	LSU	
Nov. 10	at Mississippi State	
Nov. 17	UL Monroe	
Nov. 24	at Auburn	

## Arenas - All-Purpose Yards

### 2006 Season

Date	Opponent	Yards
Sept. 2	Hawaii	87
Sept. 9	Vanderbilt	18
Sept. 16	Louisiana Monroe	43
Sept. 23	at Arkansas	47
Sept. 30	at Florida	44
Oct. 7	Duke	8
Oct. 14	Ole Miss	59
Oct. 21	at Tennessee	33
Oct. 28	Florida International	81
Nov. 4	Mississippi State	45
Nov. 11	at LSU	68
Nov. 18	Auburn	21
Dec. 28	Oklahoma State (Indy Bowl)	76

### 2007 Season

Date	Opponent	Yards
Sept. 1	Western Carolina	88
Sept. 8	at Vanderbilt	138
Sept. 15	Arkansas	113
Sept. 22	Georgia	41
Sept. 29	Florida State	9
Oct. 6	Houston	21
Oct. 13	at Ole Miss	89
Oct. 20	Tennessee	62
Nov. 3	LSU	
Nov. 10	at Mississippi State	
Nov. 17	UL Monroe	
Nov. 24	at Auburn	

**81 KEITH BROWN, WR**  
Jr., Pensacola, Fla., 3VL

### 2004 Season

Date	Opponent	Rec-Yds-TD
Sept. 4	Utah State	4-91-1
Sept. 11	Ole Miss	3-35-0
Sept. 18	Western Carolina	DNP
Sept. 25	at Arkansas	0-0-0
Oct. 2	South Carolina	1-12-0
Oct. 9	at Kentucky	DNP - Injured
Oct. 16	Southern Mississippi	0-0-0
Oct. 23	at Tennessee	1-6-0
Nov. 6	Mississippi State	3-51-0
Nov. 13	at LSU	0-0-0
Nov. 20	Auburn	2-44-0
Dec. 31	Minnesota (Music City Bowl)	3-56-0

### 2005 Season

Date	Opponent	Rec-Yds-TD
Sept. 3	Middle Tennessee	5-84-0
Sept. 10	Southern Mississippi	1-11-0
Sept. 17	at South Carolina	3-91-2
Sept. 24	Arkansas	0-0-0
Oct. 1	Florida	2-83-1
Oct. 15	at Ole Miss	6-79-0
Oct. 22	Tennessee	4-38-0
Oct. 29	Utah State	DNP - Injured
Nov. 5	at Mississippi State	3-65-0
Nov. 12	LSU	4-48-0
Nov. 19	Auburn	1-2-0
Jan. 2	Texas Tech (Cotton Bowl)	5-141-1

### 2006 Season

Date	Opponent	Rec-Yds-TD
Sept. 2	Hawaii	6-132-1
Sept. 9	Vanderbilt	8-99-0
Sept. 16	Louisiana Monroe	5-82-0
Sept. 23	at Arkansas	7-97-1
Sept. 30	at Florida	4-36-0
Oct. 7	Duke	6-57-1
Oct. 14	Ole Miss	1-10-0
Oct. 21	at Tennessee	DNP - Injured
Oct. 28	Florida International	DNP - Injured
Nov. 4	Mississippi State	0-0-0
Nov. 11	at LSU	3-31-0
Nov. 18	Auburn	3-39-0
Dec. 28	Oklahoma State (Indy Bowl)	1-7-0

### 2007 Season

Date	Opponent	Rec-Yds-TD
Sept. 1	Western Carolina	DNP
Sept. 8	at Vanderbilt	0-0-0
Sept. 15	Arkansas	2-18-0
Sept. 22	Georgia	3-73-0
Sept. 29	Florida State	3-34-1
Oct. 6	Houston	0-0-0
Oct. 13	at Ole Miss	1-15-0
Oct. 20	Tennessee	1-10-0
Nov. 3	LSU	
Nov. 10	at Mississippi State	
Nov. 17	UL Monroe	
Nov. 24	at Auburn	

# Alabama Player Game-By-Game Statistics

**11 MATT CADELLE, WR**  
Sr., McCalla, Ala., 3VL

## 2004 Season

Date	Opponent	Rec-Yds-TD
Sept. 4	Utah State	1-8-0
Sept. 11	Ole Miss	2-40-0
Sept. 18	Western Carolina	2-57-1
Sept. 25	at Arkansas	0-0-0
Oct. 2	South Carolina	0-0-0
Oct. 9	at Kentucky	2-37-0
Oct. 16	Southern Mississippi	1-26-0
Oct. 23	at Tennessee	0-0-0
Nov. 6	Mississippi State	0-0-0
Nov. 13	at LSU	2-66-0
Nov. 20	Auburn	4-76-0
Dec. 31	Minnesota (Music City Bowl)	3-21-0

## 2005 Season

Date	Opponent	Rec-Yds-TD
Sept. 3	Middle Tennessee	3-50-0
Sept. 10	Southern Mississippi	1-17-0
Sept. 17	at South Carolina	0-0-0
Sept. 24	Arkansas	1-16-0
Oct. 1	Florida	0-0-0
Oct. 15	at Ole Miss	1-9-0
Oct. 22	Tennessee	0-0-0
Oct. 29	Utah State	1-13-0
Nov. 5	at Mississippi State	0-0-0
Nov. 12	LSU	1-2-0
Nov. 19	Auburn	2-9-0
Jan. 2	Texas Tech (Cotton Bowl)	3-63-0

## 2006 Season

Date	Opponent	Rec-Yds-TD
Sept. 2	Hawaii	3-24-0
Sept. 9	Vanderbilt	1-15-0
Sept. 16	Louisiana Monroe	1-6-0
Sept. 23	at Arkansas	0-0-0
Sept. 30	at Florida	2-20-0
Oct. 7	Duke	0-0-0
Oct. 14	Ole Miss	0-0-0
Oct. 21	at Tennessee	0-0-0
Oct. 28	Florida International	3-27-1
Nov. 4	Mississippi State	0-0-0
Nov. 11	at LSU	2-14-0
Nov. 18	Auburn	1-9-0
Dec. 28	Oklahoma State (Indy Bowl)	3-33-1

## 2007 Season

Date	Opponent	Rec-Yds-TD
Sept. 1	Western Carolina	0-0-0
Sept. 8	at Vanderbilt	0-0-0
Sept. 15	Arkansas	9-91-1
Sept. 22	Georgia	1-5-0
Sept. 29	Florida State	5-41-0
Oct. 6	Houston	1-13-0
Oct. 13	at Ole Miss	7-49-0
Oct. 20	Tennessee	4-58-0
Nov. 3	LSU	
Nov. 10	at Mississippi State	
Nov. 17	UL Monroe	
Nov. 24	at Auburn	

**20 MARCUS CARTER, DB**  
Sr., Fort Payne, Ala., 3VL

## 2004 Season

Date	Opponent	Solo-Assist-Total
Sept. 4	Utah State	0-0-0
Sept. 11	Ole Miss	0-0-0
Sept. 18	Western Carolina	0-0-0
Sept. 25	at Arkansas	0-0-0
Oct. 2	South Carolina	0-0-0
Oct. 9	at Kentucky	0-0-0
Oct. 16	Southern Mississippi	0-0-0
Oct. 23	at Tennessee	0-0-0
Nov. 6	Mississippi State	DNP
Nov. 13	at LSU	1-0-1
Nov. 20	Auburn	1-1-2
Dec. 31	Minnesota (Music City Bowl)	2-1-3

## 2005 Season

Date	Opponent	Solo-Assist-Total
Sept. 3	Middle Tennessee	0-0-0
Sept. 10	Southern Mississippi	0-0-0
Sept. 17	at South Carolina	0-0-0
Sept. 24	Arkansas	0-0-0
Oct. 1	Florida	0-0-0
Oct. 15	at Ole Miss	0-0-0
Oct. 22	Tennessee	0-0-0
Oct. 29	Utah State	0-0-0
Nov. 5	at Mississippi State	0-0-0
Nov. 12	LSU	0-1-0
Nov. 19	Auburn	0-0-0
Jan. 2	Texas Tech (Cotton Bowl)	0-0-0

## 2006 Season

Date	Opponent	Solo-Assist-Total
Sept. 2	Hawaii	4-2-6
Sept. 9	Vanderbilt	1-1-2
Sept. 16	Louisiana Monroe	2-1-3
Sept. 23	at Arkansas	2-0-2
Sept. 30	at Florida	0-0-0
Oct. 7	Duke	1-0-1
Oct. 14	Ole Miss	1-1-2
Oct. 21	at Tennessee	1-2-3
Oct. 28	Florida International	1-1-2
Nov. 4	Mississippi State	3-0-3
Nov. 11	at LSU	3-0-3
Nov. 18	Auburn	1-2-3
Dec. 28	Oklahoma State (Indy Bowl)	0-1-1

## 2007 Season

Date	Opponent	Solo-Assist-Total
Sept. 1	Western Carolina	1-2-3
Sept. 8	at Vanderbilt	4-0-4
Sept. 15	Arkansas	3-3-6
Sept. 22	Georgia	4-0-0
Sept. 29	Florida State	2-0-2
Oct. 6	Houston	2-3-5
Oct. 13	at Ole Miss	3-3-6
Oct. 20	Tennessee	2-2-4
Nov. 3	LSU	
Nov. 10	at Mississippi State	
Nov. 17	UL Monroe	
Nov. 24	at Auburn	

**2 SIMEON CASTILLE, DB**  
Sr., Brimingham, Ala., 3VL

## 2004 Season

Date	Opponent	Solo-Assist-Total
Sept. 4	Utah State	3-0-3
Sept. 11	Ole Miss	2-0-2
Sept. 18	Western Carolina	0-1-1
Sept. 25	at Arkansas	DNP - Injured
Oct. 2	South Carolina	0-0-0
Oct. 9	at Kentucky	1-0-1
Oct. 16	Southern Mississippi	0-1-1
Oct. 23	at Tennessee	0-0-0
Nov. 6	Mississippi State	0-1-1
Nov. 13	at LSU	1-2-3
Nov. 20	Auburn	0-1-1
Dec. 31	Minnesota (Music City Bowl)	0-1-1

## 2005 Season

Date	Opponent	Solo-Assist-Total
Sept. 3	Middle Tennessee	2-1-3
Sept. 10	Southern Mississippi	2-0-2
Sept. 17	at South Carolina	2-1-3
Sept. 24	Arkansas	3-4-7
Oct. 1	Florida	1-0-1
Oct. 15	at Ole Miss	1-0-1
Oct. 22	Tennessee	1-1-2
Oct. 29	Utah State	2-1-3
Nov. 5	at Mississippi State	2-0-2
Nov. 12	LSU	1-1-2
Nov. 19	Auburn	0-2-2
Jan. 2	Texas Tech (Cotton Bowl)	DNP

## 2006 Season

Date	Opponent	Solo-Assist-Total
Sept. 2	Hawaii	3-0-3
Sept. 9	Vanderbilt	1-3-4
Sept. 16	Louisiana Monroe	3-2-5
Sept. 23	at Arkansas	2-0-2
Sept. 30	at Florida	4-1-5
Oct. 7	Duke	3-3-6
Oct. 14	Ole Miss	8-2-10
Oct. 21	at Tennessee	6-4-10
Oct. 28	Florida International	4-0-4
Nov. 4	Mississippi State	3-2-5
Nov. 11	at LSU	5-2-7
Nov. 18	Auburn	3-1-4
Dec. 28	Oklahoma State (Indy Bowl)	

## 2007 Season

Date	Opponent	Solo-Assist-Total
Sept. 1	Western Carolina	3-2-5
Sept. 8	at Vanderbilt	4-0-4
Sept. 15	Arkansas	4-3-7
Sept. 22	Georgia	5-2-7
Sept. 29	Florida State	1-1-2
Oct. 6	Houston	3-3-6
Oct. 13	at Ole Miss	5-2-7
Oct. 20	Tennessee	2-2-4
Nov. 3	LSU	
Nov. 10	at Mississippi State	
Nov. 17	UL Monroe	
Nov. 24	at Auburn	

# Alabama Player Game-By-Game Statistics

## 38 GLEN COFFEE, RB So., Ft. Walton Beach, Fla., 1VL

### 2005 Season

Date	Opponent	Rushes-Yards-TD
Sept. 3	Middle Tennessee	7-11-0
Sept. 10	Southern Mississippi	3-10-0
Sept. 17	at South Carolina	15-75-0
Sept. 24	Arkansas	3-16-0
Oct. 1	Florida	2-(-2)-0
Oct. 15	at Ole Miss	1-0-0
Oct. 22	Tennessee	2-5-0
Oct. 29	Utah State	8-21-0
Nov. 5	at Mississippi State	5-16-0
Nov. 12	LSU	1-14-0
Nov. 19	Auburn	1-13-0
Jan. 2	Texas Tech (Cotton Bowl)	0-0-0

### 2007 Season

Date	Opponent	Rushes-Yards-TD
Sept. 1	Western Carolina	9-76-1
Sept. 8	at Vanderbilt	11-48-0
Sept. 15	Arkansas	7-34-1
Sept. 22	Georgia	16-62-0
Sept. 29	Florida State	5-31-0
Oct. 6	Houston	30-121-1
Oct. 13	at Ole Miss	12-41-1
Oct. 20	Tennessee	DNP
Nov. 3	LSU	
Nov. 10	at Mississippi State	
Nov. 17	UL Monroe	
Nov. 24	at Auburn	

### COFFEE - RECEIVING

#### 2005 Season

Date	Opponent	Rec-Yards-TD
Sept. 3	Middle Tennessee	1-8-0
Sept. 10	Southern Mississippi	0-0-0
Sept. 17	at South Carolina	0-0-0
Sept. 24	Arkansas	0-0-0
Oct. 1	Florida	1-(-5)-0
Oct. 15	at Ole Miss	2-26-0
Oct. 22	Tennessee	0-0-0
Oct. 29	Utah State	2-18-1
Nov. 5	at Mississippi State	0-0-0
Nov. 12	LSU	1-40-0
Nov. 19	Auburn	1-4-0
Jan. 2	Texas Tech (Cotton Bowl)	0-0-0

#### 2007 Season

Date	Opponent	Rec-Yards-TD
Sept. 1	Western Carolina	1-32-0
Sept. 8	at Vanderbilt	2-18-0
Sept. 15	Arkansas	0-0-0
Sept. 22	Georgia	0-0-0
Sept. 29	Florida State	3-21-0
Oct. 6	Houston	6-30-0
Oct. 13	at Ole Miss	2-21-0
Oct. 20	Tennessee	DNP
Nov. 3	LSU	
Nov. 10	at Mississippi State	
Nov. 17	UL Monroe	
Nov. 24	at Auburn	

## 97 P.J. FITZGERALD, P So., Coral Springs, Fla., 1VL

### 2006 Season

Date	Opponent	Punts-Yds-Avg-LG-I20
Sept. 2	Hawaii	4-159-39.8-55-2
Sept. 9	Vanderbilt	3-10-2-34.0-41-1
Sept. 16	Louisiana Monroe	2-87-43.5-51-1
Sept. 23	at Arkansas	3-115-38.3-43-0
Sept. 30	at Florida	3-107-35.7-40-1
Oct. 7	Duke	5-201-40.2-51-1
Oct. 14	Ole Miss	3-110-36.7-44-1
Oct. 21	at Tennessee	9-371-41.2-50-0
Oct. 28	Florida International	6-209-34.8-4-5
Nov. 4	Mississippi State	6-210-35.0-45-3
Nov. 11	at LSU	4-150-37.5-49-1
Nov. 18	Auburn	4-172-43.0-53-0
Dec. 28	Oklahoma St. (Indy Bowl)	5-183-36.6-42-1

### 2007 Season

Date	Opponent	Punts-Yds-Avg-LG-I20
Sept. 1	Western Carolina	1-40-40.0-40-0
Sept. 8	at Vanderbilt	5-208-41.6-58-1
Sept. 15	Arkansas	5-181-36.2-46-4
Sept. 22	Georgia	7-270-38.6-46-2
Sept. 29	Florida State	10-369-36.9-56-4
Oct. 6	Houston	7-280-40.0-46-0
Oct. 13	at Ole Miss	2-86-43.0-47-1
Oct. 20	Tennessee	2-87-43.5-51-1
Nov. 3	LSU	
Nov. 10	at Mississippi State	
Nov. 17	UL Monroe	
Nov. 24	at Auburn	

## 29 TERRY GRANT, RB RFr., Lumberton, Miss., RS

### 2006 Season

Date	Opponent	Rushes-Yards-TD
Sept. 2	Hawaii	0-0-0
Sept. 9	Vanderbilt	0-0-0
Sept. 16	Louisiana Monroe	2-22-0
Sept. 23	at Arkansas	DNP - Injured
Sept. 30	at Florida	DNP - Injured
Oct. 7	Duke	DNP - Injured
Oct. 14	Ole Miss	DNP - Injured
Oct. 21	at Tennessee	DNP - Injured
Oct. 28	Florida International	DNP - Injured
Nov. 4	Mississippi State	DNP - Injured
Nov. 11	at LSU	DNP - Injured
Nov. 18	Auburn	DNP - Injured
Dec. 28	Oklahoma State (Indy Bowl)	DNP - Injured

### 2007 Season

Date	Opponent	Rushes-Yards-TD
Sept. 1	Western Carolina	18-134-3
Sept. 8	at Vanderbilt	24-173-2
Sept. 15	Arkansas	20-96-0
Sept. 22	Georgia	11-80-0
Sept. 29	Florida State	9-36-0
Oct. 6	Houston	3-12-0
Oct. 13	at Ole Miss	16-62-1
Oct. 20	Tennessee	26-104-1
Nov. 3	LSU	
Nov. 10	at Mississippi State	
Nov. 17	UL Monroe	
Nov. 24	at Auburn	

### GRANT - RECEIVING

#### 2007 Season

Date	Opponent	Rec-Yards-TD
Sept. 1	Western Carolina	2-13-0
Sept. 8	at Vanderbilt	3-26-0
Sept. 15	Arkansas	0-0-0
Sept. 22	Georgia	3-9-0
Sept. 29	Florida State	3-38-0
Oct. 6	Houston	1-6-0
Oct. 13	at Ole Miss	0-0-0
Oct. 20	Tennessee	6-31-1
Nov. 3	LSU	
Nov. 10	at Mississippi State	
Nov. 17	UL Monroe	
Nov. 24	at Auburn	

# Alabama Player Game-By-Game Statistics

## 92 WALLACE GILBERRY, DL Sr., Bay Minette, Ala., 3VL

### 2004 Season

Date	Opponent	Solo-Assist-Total
Sept. 4	Utah State	2-2-4
Sept. 11	Ole Miss	0-1-1
Sept. 18	Western Carolina	2-1-3
Sept. 25	at Arkansas	0-0-0
Oct. 2	South Carolina	0-2-2
Oct. 9	at Kentucky	2-0-2
Oct. 16	Southern Mississippi	1-1-2
Oct. 23	at Tennessee	0-0-0
Nov. 6	Mississippi State	3-2-5
Nov. 13	at LSU	0-3-3
Nov. 20	Auburn	1-1-2
Dec. 31	Minnesota (Music City Bowl)	3-1-4

### 2005 Season

Date	Opponent	Solo-Assist-Total
Sept. 3	Middle Tennessee	0-2-2
Sept. 10	Southern Mississippi	1-2-3
Sept. 17	at South Carolina	2-0-2
Sept. 24	Arkansas	1-0-1
Oct. 1	Florida	0-0-0
Oct. 15	at Ole Miss	1-3-4
Oct. 22	Tennessee	1-4-5
Oct. 29	Utah State	1-1-2
Nov. 5	at Mississippi State	2-0-2
Nov. 12	LSU	2-5-7
Nov. 19	Auburn	3-3-6
Jan. 2	Texas Tech (Cotton Bowl)	2-1-3

### 2006 Season

Date	Opponent	Solo-Assist-Total
Sept. 2	Hawaii	1-1-2
Sept. 9	Vanderbilt	4-1-5
Sept. 16	Louisiana Monroe	1-2-3
Sept. 23	at Arkansas	3-2-5
Sept. 30	at Florida	0-0-0
Oct. 7	Duke	3-1-4
Oct. 14	Ole Miss	1-2-3
Oct. 21	at Tennessee	3-0-3
Oct. 28	Florida International	1-1-2
Nov. 4	Mississippi State	3-1-4
Nov. 11	at LSU	0-3-3
Nov. 18	Auburn	3-2-5
Dec. 28	Oklahoma State (Indy Bowl)	

### 2007 Season

Date	Opponent	Solo-Assist-Total
Sept. 1	Western Carolina	1-1-2
Sept. 8	at Vanderbilt	4-0-4
Sept. 15	Arkansas	0-6-6
Sept. 22	Georgia	3-3-6
Sept. 29	Florida State	5-3-8
Oct. 6	Houston	9-2-11
Oct. 13	at Ole Miss	3-2-5
Oct. 20	Tennessee	2-1-3
Nov. 3	LSU	
Nov. 10	at Mississippi State	
Nov. 17	UL Monroe	
Nov. 24	at Auburn	

## 93 BOBBY GREENWOOD, DL Jr., Prattville, Ala., 2VL

### 2005 Season

Date	Opponent	Solo-Assist-Total
Sept. 3	Middle Tennessee	0-1-1
Sept. 10	Southern Mississippi	0-0-0
Sept. 17	at South Carolina	0-0-0
Sept. 24	Arkansas	1-0-1
Oct. 1	Florida	1-1-2
Oct. 15	at Ole Miss	1-0-1
Oct. 22	Tennessee	0-1-1
Oct. 29	Utah State	2-2-4
Nov. 5	at Mississippi State	2-0-2
Nov. 12	LSU	2-0-2
Nov. 19	Auburn	0-0-0
Jan. 2	Texas Tech (Cotton Bowl)	0-1-1

### 2006 Season

Date	Opponent	Solo-Assist-Total
Sept. 2	Hawaii	0-0-0
Sept. 9	Vanderbilt	0-0-0
Sept. 16	Louisiana Monroe	1-1-2
Sept. 23	at Arkansas	2-0-2
Sept. 30	at Florida	1-0-1
Oct. 7	Duke	1-1-2
Oct. 14	Ole Miss	1-1-2
Oct. 21	at Tennessee	1-2-3
Oct. 28	Florida International	1-2-3
Nov. 4	Mississippi State	1-2-3
Nov. 11	at LSU	1-4-5
Nov. 18	Auburn	1-0-1
Dec. 28	Oklahoma State (Indy Bowl)	1-4-5

### 2007 Season

Date	Opponent	Solo-Assist-Total
Sept. 1	Western Carolina	1-1-2
Sept. 8	at Vanderbilt	3-0-3
Sept. 15	Arkansas	0-4-4
Sept. 22	Georgia	0-2-2
Sept. 29	Florida State	0-0-0
Oct. 6	Houston	DNP
Oct. 13	at Ole Miss	0-1-1
Oct. 20	Tennessee	0-2-2
Nov. 3	LSU	
Nov. 10	at Mississippi State	
Nov. 17	UL Monroe	
Nov. 24	at Auburn	

## 21 PRINCE HALL, LB So., Riverside, Calif., 1VL

### 2006 Season

Date	Opponent	Solo-Assist-Total
Sept. 2	Hawaii	2-1-3
Sept. 9	Vanderbilt	1-2-3
Sept. 16	Louisiana Monroe	4-1-5
Sept. 23	at Arkansas	3-0-3
Sept. 30	at Florida	4-3-7
Oct. 7	Duke	3-4-7
Oct. 14	Ole Miss	7-1-8
Oct. 21	at Tennessee	3-3-6
Oct. 28	Florida International	2-0-2
Nov. 4	Mississippi State	6-7-13
Nov. 11	at LSU	3-6-9
Nov. 18	Auburn	5-0-5
Dec. 28	Oklahoma State (Indy Bowl)	3-3-6

### 2007 Season

Date	Opponent	Solo-Assist-Total
Sept. 1	Western Carolina	DNP
Sept. 8	at Vanderbilt	1-0-1
Sept. 15	Arkansas	2-2-4
Sept. 22	Georgia	6-6-12
Sept. 29	Florida State	0-1-1
Oct. 6	Houston	5-3-8
Oct. 13	at Ole Miss	3-4-7
Oct. 20	Tennessee	2-4-6
Nov. 3	LSU	
Nov. 10	at Mississippi State	
Nov. 17	UL Monroe	
Nov. 24	at Auburn	

# Alabama Player Game-By-Game Statistics

**22 DJ HALL, WR**  
Sr., Ft. Walton Beach, Fla., 3VL

## 2004 Season

Date	Opponent	Rec-Yds-TD
Sept. 4	Utah State	3-34-0
Sept. 11	Ole Miss	0-0-0
Sept. 18	Western Carolina	2-33-0
Sept. 25	at Arkansas	1-8-0
Oct. 2	South Carolina	1-8-0
Oct. 9	at Kentucky	1-18-0
Oct. 16	Southern Mississippi	0-0-0
Oct. 23	at Tennessee	0-0-0
Nov. 6	Mississippi State	1-13-0
Nov. 13	at LSU	0-0-0
Nov. 20	Auburn	3-21-1
Dec. 31	Minnesota	5-51-0

## 2005 Season

Date	Opponent	Rec-Yds-TD
Sept. 3	Middle Tennessee	1-6-0
Sept. 10	Southern Mississippi	5-130-1
Sept. 17	at South Carolina	3-41-0
Sept. 24	Arkansas	3-54-2
Oct. 1	Florida	0-0-0
Oct. 15	at Ole Miss	1-10-0
Oct. 22	Tennessee	10-139-0
Oct. 29	Utah State	11-157-1
Nov. 5	at Mississippi State	4-34-0
Nov. 12	LSU	6-48-1
Nov. 19	Auburn	4-57-0
Jan. 2	Texas Tech (Cotton Bowl)	DNP

## 2006 Season

Date	Opponent	Att-Yds-TD
Sept. 2	Hawaii	DNP - Injured
Sept. 9	Vanderbilt	4-56-1
Sept. 16	Louisiana Monroe	1-43-1
Sept. 23	at Arkansas	6-144-1
Sept. 30	at Florida	6-117-0
Oct. 7	Duke	7-124-1
Oct. 14	Ole Miss	5-119-1
Oct. 21	at Tennessee	7-102-0
Oct. 28	Florida International	2-27-0
Nov. 4	Mississippi State	10-125-0
Nov. 11	at LSU	8-142-0
Nov. 18	Auburn	1-15-0
Dec. 28	Oklahoma State (Indy Bowl)	

## 2007 Season

Date	Opponent	Solo-Assist-Total
Sept. 1	Western Carolina	4-52-0
Sept. 8	at Vanderbilt	3-67-0
Sept. 15	Arkansas	6-172-2
Sept. 22	Georgia	3-46-0
Sept. 29	Florida State	7-83-1
Oct. 6	Houston	3-19-0
Oct. 13	at Ole Miss	11-140-0
Oct. 20	Tennessee	13-185-2
Nov. 3	LSU	
Nov. 10	at Mississippi State	
Nov. 17	UL Monroe	
Nov. 24	at Auburn	

**10 JIMMY JOHNS, RB**  
So., Brookhaven, Miss., 1VL

## 2005 Season

Date	Opponent	Rushes-Yds-TD
Sept. 3	Middle Tennessee	5-35-0
Sept. 10	Southern Mississippi	0-0-0
Sept. 17	at South Carolina	3-13-0
Sept. 24	Arkansas	0-0-0
Oct. 1	Florida	8-17-0
Oct. 15	at Ole Miss	0-0-0
Oct. 22	Tennessee	0-0-0
Oct. 29	Utah State	6-40-0
Nov. 5	at Mississippi State	12-65-0
Nov. 12	LSU	1-13-0
Nov. 19	Auburn	0-0-0
Jan. 2	Texas Tech (Cotton Bowl)	3-19-0

## 2006 Season

Date	Opponent	Rushes-Yds-TD
Sept. 2	Hawaii	8-58-0
Sept. 9	Vanderbilt	7-37-0
Sept. 16	Louisiana Monroe	DNP
Sept. 23	at Arkansas	8-24-0
Sept. 30	at Florida	4-14-0
Oct. 7	Duke	5-9-1
Oct. 14	Ole Miss	5-28-0
Oct. 21	at Tennessee	3-37-0
Oct. 28	Florida International	9-10-0
Nov. 4	Mississippi State	1-1-0
Nov. 11	at LSU	4-25-0
Nov. 18	Auburn	5-11-0
Dec. 28	Oklahoma State (Indy Bowl)	7-39-0

## 2007 Season

Date	Opponent	Rushes-Yds-TD
Sept. 1	Western Carolina	8-31-1
Sept. 8	at Vanderbilt	3-3-0
Sept. 15	Arkansas	2-1-0
Sept. 22	Georgia	0-0-0
Sept. 29	Florida State	0-0-0
Oct. 6	Houston	0-0-0
Oct. 13	at Ole Miss	0-0-0
Oct. 20	Tennessee	0-0-0
Nov. 3	LSU	
Nov. 10	at Mississippi State	
Nov. 17	UL Monroe	
Nov. 24	at Auburn	

**24 MARQUIS JOHNSON, DB**  
So., Sarasota, Fla., 1VL

## 2006 Season

Date	Opponent	Solo-Assist-Total
Sept. 2	Hawaii	0-0-0
Sept. 9	Vanderbilt	0-0-0
Sept. 16	Louisiana Monroe	0-0-0
Sept. 23	at Arkansas	0-0-0
Sept. 30	at Florida	0-0-0
Oct. 7	Duke	0-2-2
Oct. 14	Ole Miss	0-0-0
Oct. 21	at Tennessee	1-1-2
Oct. 28	Florida International	0-1-1
Nov. 4	Mississippi State	0-0-0
Nov. 11	at LSU	0-1-1
Nov. 18	Auburn	1-0-1
Dec. 28	Oklahoma State (Indy Bowl)	0-0-0

## 2007 Season

Date	Opponent	Solo-Assist-Total
Sept. 1	Western Carolina	0-0-0
Sept. 8	at Vanderbilt	1-0-1
Sept. 15	Arkansas	0-1-1
Sept. 22	Georgia	1-0-1
Sept. 29	Florida State	1-0-1
Oct. 6	Houston	0-0-0
Oct. 13	at Ole Miss	0-0-0
Oct. 20	Tennessee	DNP
Nov. 3	LSU	
Nov. 10	at Mississippi State	
Nov. 17	UL Monroe	
Nov. 24	at Auburn	

# Alabama Player Game-By-Game Statistics

## 49 RASHAD JOHNSON, DB Jr., Sulligent, Ala., 2VL

2005 Season		
Date	Opponent	Solo-Assist-Total
Sept. 3	Middle Tennessee	0-0-0
Sept. 10	Southern Mississippi	1-1-2
Sept. 17	at South Carolina	0-0-0
Sept. 24	Arkansas	0-0-0
Oct. 1	Florida	0-0-0
Oct. 15	at Ole Miss	0-0-0
Oct. 22	Tennessee	1-0-1
Oct. 29	Utah State	1-0-1
Nov. 5	at Mississippi State	0-0-0
Nov. 12	LSU	1-1-2
Nov. 19	Auburn	1-0-1
Jan. 2	Texas Tech (Cotton Bowl)	0-1-1

2006 Season		
Date	Opponent	Solo-Assist-Total
Sept. 2	Hawaii	4-2-6
Sept. 9	Vanderbilt	4-0-4
Sept. 16	Louisiana Monroe	1-1-2
Sept. 23	at Arkansas	3-0-3
Sept. 30	at Florida	1-0-1
Oct. 7	Duke	2-0-2
Oct. 14	Ole Miss	2-1-3
Oct. 21	at Tennessee	2-1-3
Oct. 28	Florida International	0-1-1
Nov. 4	Mississippi State	0-1-1
Nov. 11	at LSU	DNP - Injured
Nov. 18	Auburn	DNP - Injured
Dec. 28	Oklahoma State (Indy Bowl)	3-4-7

2007 Season		
Date	Opponent	Solo-Assist-Total
Sept. 1	Western Carolina	4-4-8
Sept. 8	at Vanderbilt	1-1-2
Sept. 15	Arkansas	5-3-8
Sept. 22	Georgia	4-4-8
Sept. 29	Florida State	3-3-6
Oct. 6	Houston	5-4-9
Oct. 13	at Ole Miss	6-3-9
Oct. 20	Tennessee	3-2-5
Nov. 3	LSU	
Nov. 10	at Mississippi State	
Nov. 17	UL Monroe	
Nov. 24	at Auburn	

## 47 EZEKIAL KNIGHT, LB Jr., Wedowee, Ala., 2VL

2004 Season		
Date	Opponent	Solo-Assist-Total
Sept. 4	Utah State	2-0-2
Sept. 11	Ole Miss	0-1-1
Sept. 18	Western Carolina	0-1-1
Sept. 25	at Arkansas	0-0-0
Oct. 2	South Carolina	0-0-0
Oct. 9	at Kentucky	1-0-1
Oct. 16	Southern Mississippi	0-1-1
Oct. 23	at Tennessee	0-0-0
Nov. 6	Mississippi State	0-2-2
Nov. 13	at LSU	1-0-1
Nov. 20	Auburn	1-0-1
Dec. 31	Minnesota (Music City Bowl)	0-0-0

2005 Season		
Date	Opponent	Solo-Assist-Total
Sept. 3	Middle Tennessee	0-1-1
Sept. 10	Southern Mississippi	0-0-0
Sept. 17	at South Carolina	1-0-1
Sept. 24	Arkansas	1-0-1
Oct. 1	Florida	0-0-0
Oct. 15	at Ole Miss	0-0-0
Oct. 22	Tennessee	0-0-0
Oct. 29	Utah State	0-0-0
Nov. 5	at Mississippi State	0-0-0
Nov. 12	LSU	0-0-0
Nov. 19	Auburn	1-0-1
Jan. 2	Texas Tech (Cotton Bowl)	0-0-0

2006 Season		
Date	Opponent	Solo-Assist-Total
Sept. 2	Hawaii	3-0-3
Sept. 9	Vanderbilt	0-0-0
Sept. 16	Louisiana Monroe	0-0-0
Sept. 23	at Arkansas	0-1-1
Sept. 30	at Florida	DNP- Injured
Oct. 7	Duke	DNP- Injured
Oct. 14	Ole Miss	DNP- Injured
Oct. 21	at Tennessee	DNP- Injured
Oct. 28	Florida International	DNP- Injured
Nov. 4	Mississippi State	DNP- Injured
Nov. 11	at LSU	DNP- Injured
Nov. 18	Auburn	DNP- Injured
Dec. 28	Oklahoma State (Indy Bowl)	DNP- Injured

2007 Season		
Date	Opponent	Solo-Assist-Total
Sept. 1	Western Carolina	2-2-4
Sept. 8	at Vanderbilt	4-1-5
Sept. 15	Arkansas	5-4-9
Sept. 22	Georgia	1-4-5
Sept. 29	Florida State	6-3-9
Oct. 6	Houston	1-4-5
Oct. 13	at Ole Miss	1-3-4
Oct. 20	Tennessee	0-0-0
Nov. 3	LSU	
Nov. 10	at Mississippi State	
Nov. 17	UL Monroe	
Nov. 24	at Auburn	

## KNIGHT - RECEIVING

2004 Season		
Date	Opponent	Rec-Yards-TD
Sept. 4	Utah State	1-3-0
Sept. 11	Ole Miss	0-0-0
Sept. 18	Western Carolina	2-46-0
Sept. 25	at Arkansas	0-0-0
Oct. 2	South Carolina	1-4-0
Oct. 9	at Kentucky	0-0-0
Oct. 16	Southern Mississippi	0-0-0
Oct. 23	at Tennessee	2-8-0
Nov. 6	Mississippi State	1-9-0
Nov. 13	at LSU	0-0-0
Nov. 20	Auburn	1-18-0
Dec. 31	Minnesota (Music City Bowl)	2-10-0

2005 Season		
Date	Opponent	Rec-Yards-TD
Sept. 3	Middle Tennessee	2-21-0
Sept. 10	Southern Mississippi	2-18-0
Sept. 17	at South Carolina	1-3-0
Sept. 24	Arkansas	0-0-0
Oct. 1	Florida	0-0-0
Oct. 15	at Ole Miss	1-16-0
Oct. 22	Tennessee	0-0-0
Oct. 29	Utah State	3-59-1
Nov. 5	at Mississippi State	1-4-0
Nov. 12	LSU	1-5-0
Nov. 19	Auburn	0-0-0
Jan. 2	Texas Tech (Cotton Bowl)	0-0-0



# Alabama Player Game-By-Game Statistics

**83 TRAVIS McCALL, TE**  
**Jr., Prattville, Ala., 2VL**

## 2005 Season

Date	Opponent	Rec-Yards-TD
Sept. 3	Middle Tennessee	0-0-0
Sept. 10	Southern Mississippi	0-0-0
Sept. 17	at South Carolina	0-0-0
Sept. 24	Arkansas	0-0-0
Oct. 1	Florida	0-0-0
Oct. 15	at Ole Miss	0-0-0
Oct. 22	Tennessee	0-0-0
Oct. 29	Utah State	0-0-0
Nov. 5	at Mississippi State	1-2-0
Nov. 12	LSU	0-0-0
Nov. 19	Auburn	1-19-0
Jan. 2	Texas Tech (Cotton Bowl)	1-1-0

## 2006 Season

Date	Opponent	Rec-Yards-TD
Sept. 2	Hawaii	1-15-0
Sept. 9	Vanderbilt	0-0-0
Sept. 16	Louisiana Monroe	2-41-0
Sept. 23	at Arkansas	0-0-0
Sept. 30	at Florida	1-12-0
Oct. 7	Duke	0-0-0
Oct. 14	Ole Miss	0-0-0
Oct. 21	at Tennessee	0-0-0
Oct. 28	Florida International	0-0-0
Nov. 4	Mississippi State	1-9-0
Nov. 11	at LSU	1-8-0
Nov. 18	Auburn	1-13-1
Dec. 28	Oklahoma State (Indy Bowl)	1-7-0

## 2007 Season

Date	Opponent	Rec-Yards-TD
Sept. 1	Western Carolina	1-8-0
Sept. 8	at Vanderbilt	0-0-0
Sept. 15	Arkansas	0-0-0
Sept. 22	Georgia	0-0-0
Sept. 29	Florida State	0-0-0
Oct. 6	Houston	0-0-0
Oct. 13	at Ole Miss	1-16-0
Oct. 20	Tennessee	3-21-0
Nov. 3	LSU	
Nov. 10	at Mississippi State	
Nov. 17	UL Monroe	
Nov. 24	at Auburn	

**80 MIKE McCOY, WR**  
**So., Rankin, Miss., 1VL**

## 2006 Season

Date	Opponent	Rec-Yards-TD
Sept. 2	Hawaii	0-0-0
Sept. 9	Vanderbilt	DNP
Sept. 16	Louisiana Monroe	DNP
Sept. 23	at Arkansas	DNP
Sept. 30	at Florida	DNP
Oct. 7	Duke	DNP
Oct. 14	Ole Miss	DNP
Oct. 21	at Tennessee	0-0-0
Oct. 28	Florida International	0-0-0
Nov. 4	Mississippi State	DNP
Nov. 11	at LSU	DNP
Nov. 18	Auburn	DNP
Dec. 28	Oklahoma State (Indy Bowl)	DNP

## 2007 Season

Date	Opponent	Rec-Yards-TD
Sept. 1	Western Carolina	2-25-0
Sept. 8	at Vanderbilt	3-15-0
Sept. 15	Arkansas	5-28-0
Sept. 22	Georgia	6-47-0
Sept. 29	Florida State	3-12-0
Oct. 6	Houston	0-0-0
Oct. 13	at Ole Miss	1-6-0
Oct. 20	Tennessee	2-12-0
Nov. 3	LSU	
Nov. 10	at Mississippi State	
Nov. 17	UL Monroe	
Nov. 24	at Auburn	

**16 LIONEL MITCHELL, DB**  
**Jr., Stone Mountain, Ga., 2VL**

## 2005 Season

Date	Opponent	Solo-Assist-Total
Sept. 3	Middle Tennessee	0-0-0
Sept. 10	Southern Mississippi	0-0-0
Sept. 17	at South Carolina	0-0-0
Sept. 24	Arkansas	0-0-0
Oct. 1	Florida	0-0-0
Oct. 15	at Ole Miss	DNP
Oct. 22	Tennessee	DNP
Oct. 29	Utah State	DNP
Nov. 5	at Mississippi State	DNP
Nov. 12	LSU	DNP
Nov. 19	Auburn	DNP
Jan. 2	Texas Tech (Cotton Bowl)	DNP

## 2006 Season

Date	Opponent	Solo-Assist-Total
Sept. 2	Hawaii	2-1-3
Sept. 9	Vanderbilt	3-0-3
Sept. 16	Louisiana Monroe	5-1-6
Sept. 23	at Arkansas	3-1-4
Sept. 30	at Florida	1-0-1
Oct. 7	Duke	1-1-2
Oct. 14	Ole Miss	1-3-4
Oct. 21	at Tennessee	0-0-0
Oct. 28	Florida International	0-0-0
Nov. 4	Mississippi State	0-0-0
Nov. 11	at LSU	1-0-1
Nov. 18	Auburn	0-1-1
Dec. 28	Oklahoma State (Indy Bowl)	DNP

## 2007 Season

Date	Opponent	Solo-Assist-Total
Sept. 1	Western Carolina	1-2-3
Sept. 8	at Vanderbilt	4-1-5
Sept. 15	Arkansas	3-0-3
Sept. 22	Georgia	2-4-6
Sept. 29	Florida State	DNP
Oct. 6	Houston	2-1-3
Oct. 13	at Ole Miss	3-0-3
Oct. 20	Tennessee	2-0-2
Nov. 3	LSU	
Nov. 10	at Mississippi State	
Nov. 17	UL Monroe	
Nov. 24	at Auburn	

# Alabama Player Game-By-Game Statistics

**57 DARREN MUSTIN, LB**  
Sr., Brentwood, Tenn., 1VL

## 2006 Season

Date	Opponent	Solo-Assist-Total
Sept. 2	Hawaii	DNP
Sept. 9	Vanderbilt	DNP
Sept. 16	Louisiana Monroe	0-0-0
Sept. 23	at Arkansas	DNP
Sept. 30	at Florida	0-0-0
Oct. 7	Duke	2-2-4
Oct. 14	Ole Miss	DNP
Oct. 21	at Tennessee	0-1-1
Oct. 28	Florida International	1-0-1
Nov. 4	Mississippi State	1-0-1
Nov. 11	at LSU	0-0-0
Nov. 18	Auburn	0-0-0
Dec. 28	Oklahoma State (Indy Bowl)	0-0-0

## 2007 Season

Date	Opponent	Solo-Assist-Total
Sept. 1	Western Carolina	3-4-7
Sept. 8	at Vanderbilt	4-2-6
Sept. 15	Arkansas	4-1-5
Sept. 22	Georgia	DNP - Injured
Sept. 29	Florida State	1-3-4
Oct. 6	Houston	3-0-3
Oct. 13	at Ole Miss	6-1-7
Oct. 20	Tennessee	5-3-8
Nov. 3	LSU	
Nov. 10	at Mississippi State	
Nov. 17	UL Monroe	
Nov. 24	at Auburn	

**7 WILL OAKLEY, WR**  
Jr., St. Augenstine, Fla., 2VL

## 2005 Season

Date	Opponent	Rec-Yards-TD
Sept. 3	Middle Tennessee	DNP
Sept. 10	Southern Mississippi	DNP
Sept. 17	at South Carolina	0-0-0
Sept. 24	Arkansas	DNP
Oct. 1	Florida	0-0-0
Oct. 15	at Ole Miss	DNP
Oct. 22	Tennessee	DNP
Oct. 29	Utah State	0-0-0
Nov. 5	at Mississippi State	0-0-0
Nov. 12	LSU	DNP
Nov. 19	Auburn	DNP
Jan. 2	Texas Tech (Cotton Bowl)	0-0-0

## 2006 Season

Date	Opponent	Att-Yards-TD
Sept. 2	Hawaii	2-25-0
Sept. 9	Vanderbilt	0-0-0
Sept. 16	Louisiana Monroe	1-10-0
Sept. 23	at Arkansas	0-0-0
Sept. 30	at Florida	0-0-0
Oct. 7	Duke	0-0-0
Oct. 14	Ole Miss	3-33-0
Oct. 21	at Tennessee	4-28-0
Oct. 28	Florida International	1-24-0
Nov. 4	Mississippi State	1-11-0
Nov. 11	at LSU	4-51-0
Nov. 18	Auburn	1-35-0
Dec. 28	Oklahoma State (Indy Bowl)	1-6-0

## 2007 Season

Date	Opponent	Solo-Assist-Total
Sept. 1	Western Carolina	0-0-0
Sept. 8	at Vanderbilt	0-0-0
Sept. 15	Arkansas	1-16-0
Sept. 22	Georgia	0-0-0
Sept. 29	Florida State	0-0-0
Oct. 6	Houston	0-0-0
Oct. 13	at Ole Miss	0-0-0
Oct. 20	Tennessee	0-0-0
Nov. 3	LSU	
Nov. 10	at Mississippi State	
Nov. 17	UL Monroe	
Nov. 24	at Auburn	

**96 KEITH SAUNDERS, LB**  
Sr., Willingboro, N.J., 3VL

## 2004 Season

Date	Opponent	Solo-Assist-Total
Sept. 4	Utah State	0-0-0
Sept. 11	Ole Miss	DNP
Sept. 18	Western Carolina	0-0-0
Sept. 25	at Arkansas	DNP
Oct. 2	South Carolina	DNP
Oct. 9	at Kentucky	0-0-0
Oct. 16	Southern Mississippi	0-0-0
Oct. 23	at Tennessee	DNP
Nov. 6	Mississippi State	DNP
Nov. 13	at LSU	DNP
Nov. 20	Auburn	DNP
Dec. 31	Minnesota (Music City Bowl)	0-0-0

## 2005 Season

Date	Opponent	Solo-Assist-Total
Sept. 3	Middle Tennessee	0-1-1
Sept. 10	Southern Mississippi	0-0-0
Sept. 17	at South Carolina	1-0-1
Sept. 24	Arkansas	0-1-1
Oct. 1	Florida	1-1-2
Oct. 15	at Ole Miss	0-1-1
Oct. 22	Tennessee	0-1-1
Oct. 29	Utah State	0-1-1
Nov. 5	at Mississippi State	0-0-0
Nov. 12	LSU	0-0-0
Nov. 19	Auburn	1-1-2
Jan. 2	Texas Tech (Cotton Bowl)	0-1-1

## 2006 Season

Date	Opponent	Solo-Assist-Total
Sept. 2	Hawaii	0-0-0
Sept. 9	Vanderbilt	0-1-1
Sept. 16	Louisiana Monroe	2-0-2
Sept. 23	at Arkansas	1-2-3
Sept. 30	at Florida	1-2-3
Oct. 7	Duke	2-1-3
Oct. 14	Ole Miss	0-0-0
Oct. 21	at Tennessee	0-0-0
Oct. 28	Florida International	1-1-2
Nov. 4	Mississippi State	0-0-0
Nov. 11	at LSU	0-0-0
Nov. 18	Auburn	0-0-0
Dec. 28	Oklahoma State (Indy Bowl)	0-0-0

## 2007 Season

Date	Opponent	Solo-Assist-Total
Sept. 1	Western Carolina	1-4-5
Sept. 8	at Vanderbilt	1-1-2
Sept. 15	Arkansas	6-4-10
Sept. 22	Georgia	2-2-4
Sept. 29	Florida State	0-1-1
Oct. 6	Houston	1-1-2
Oct. 13	at Ole Miss	1-0-1
Oct. 20	Tennessee	0-1-1
Nov. 3	LSU	
Nov. 10	at Mississippi State	
Nov. 17	UL Monroe	
Nov. 24	at Auburn	

# Alabama Player Game-By-Game Statistics

**9 NIKITA STOVER, WR**  
**Jr., Hartselle, Ala., 1VL**

## 2006 Season

Date	Opponent	Rec-Yards-TD
Sept. 2	Hawaii	DNP
Sept. 9	Vanderbilt	1-36-0
Sept. 16	Louisiana Monroe	1-5-0
Sept. 23	at Arkansas	DNP
Sept. 30	at Florida	DNP
Oct. 7	Duke	0-0-0
Oct. 14	Ole Miss	0-0-0
Oct. 21	at Tennessee	1-12-0
Oct. 28	Florida International	1-8-0
Nov. 4	Mississippi State	1-7-0
Nov. 11	at LSU	1-6-1
Nov. 18	Auburn	5-101-1
Dec. 28	Oklahoma State (Indy Bowl)	1-17-0

## 2007 Season

Date	Opponent	Rec-Yards-TD
Sept. 1	Western Carolina	1-10-0
Sept. 8	at Vanderbilt	DNP
Sept. 15	Arkansas	0-0-0
Sept. 22	Georgia	DNP
Sept. 29	Florida State	0-0-0
Oct. 6	Houston	1-23-1
Oct. 13	at Ole Miss	1-9-0
Oct. 20	Tennessee	2-24-0
Nov. 3	LSU	
Nov. 10	at Mississippi State	
Nov. 17	UL Monroe	
Nov. 24	at Auburn	

**99 LEIGH TIFFIN, PK**  
**So., Muscle Shoals, So.**

## 2006 Season

Date	Opponent	PATs
Sept. 2	Hawaii	2-2
Sept. 9	Vanderbilt	1-1
Sept. 16	Louisiana Monroe	5-5
Sept. 23	at Arkansas	2-3
Sept. 30	at Florida	DNP
Oct. 7	Duke	DNP
Oct. 14	Ole Miss	DNP
Oct. 21	at Tennessee	DNP
Oct. 28	Florida International	2-2
Nov. 4	Mississippi State	DNP
Nov. 11	at LSU	DNP
Nov. 18	Auburn	DNP
Dec. 28	Oklahoma State (Indy Bowl)	DNP

## 2007 Season

Date	Opponent	PATs
Sept. 1	Western Carolina	7-7
Sept. 8	at Vanderbilt	1-1
Sept. 15	Arkansas	4-4
Sept. 22	Georgia	2-2
Sept. 29	Florida State	2-2
Oct. 6	Houston	4-4
Oct. 13	at Ole Miss	3-3
Oct. 20	Tennessee	3-3
Nov. 3	LSU	
Nov. 10	at Mississippi State	
Nov. 17	UL Monroe	
Nov. 24	at Auburn	

## 2006 Season

Date	Opponent	FGs (Long)
Sept. 2	Hawaii	3-4 (31)
Sept. 9	Vanderbilt	2-2 (37)
Sept. 16	Louisiana Monroe	2-3 (34)
Sept. 23	at Arkansas	1-4 (46)
Sept. 30	at Florida	DNP
Oct. 7	Duke	DNP
Oct. 14	Ole Miss	DNP
Oct. 21	at Tennessee	DNP
Oct. 28	Florida International	0-0
Nov. 4	Mississippi State	DNP
Nov. 11	at LSU	DNP
Nov. 18	Auburn	DNP
Dec. 28	Oklahoma State (Indy Bowl)	DNP

## 2007 Season

Date	Opponent	FGs
Sept. 1	Western Carolina	1-3 (21)
Sept. 8	at Vanderbilt	3-5 (40)
Sept. 15	Arkansas	2-3 (42)
Sept. 22	Georgia	3-3 (42)
Sept. 29	Florida State	0-0
Oct. 6	Houston	0-0
Oct. 13	at Ole Miss	2-3 (27)
Oct. 20	Tennessee	4-5 (44)
Nov. 3	LSU	
Nov. 10	at Mississippi State	
Nov. 17	UL Monroe	
Nov. 24	at Auburn	

**5 ROY UPCHURCH, RB**  
**So., Tallahassee, Fla., 1VL**

## 2006 Season

Date	Opponent	Rushes-Yards-TD
Sept. 2	Hawaii	0-0-0
Sept. 9	Vanderbilt	0-0-0
Sept. 16	Louisiana Monroe	12-37-2
Sept. 23	at Arkansas	0-0-0
Sept. 30	at Florida	DNP - Injured
Oct. 7	Duke	DNP - Injured
Oct. 14	Ole Miss	DNP - Injured
Oct. 21	at Tennessee	DNP - Injured
Oct. 28	Florida International	DNP - Injured
Nov. 4	Mississippi State	DNP - Injured
Nov. 11	at LSU	DNP - Injured
Nov. 18	Auburn	DNP - Injured
Dec. 28	Oklahoma State (Indy Bowl)	DNP - Injured

## 2007 Season

Date	Opponent	Rushes-Yards-TD
Sept. 1	Western Carolina	6-55-1
Sept. 8	at Vanderbilt	DNP
Sept. 15	Arkansas	0-0-0
Sept. 22	Georgia	2-19-0
Sept. 29	Florida State	3-1-0
Oct. 6	Houston	6-32-0
Oct. 13	at Ole Miss	5-39-0
Oct. 20	Tennessee	6-15-0
Nov. 3	LSU	
Nov. 10	at Mississippi State	
Nov. 17	UL Monroe	
Nov. 24	at Auburn	

# Alabama Player Game-By-Game Statistics

## 44 DEMARCUS WALDROP, LB Sr., Pinson, Ala., 3VL

### 2004 Season

Date	Opponent	Solo-Assist-Total
Sept. 4	Utah State	0-1-1
Sept. 11	Ole Miss	2-0-2
Sept. 18	Western Carolina	1-3-4
Sept. 25	at Arkansas	1-1-2
Oct. 2	South Carolina	3-7-10
Oct. 9	at Kentucky	1-0-1
Oct. 16	Southern Mississippi	0-0-0
Oct. 23	at Tennessee	0-0-0
Nov. 6	Mississippi State	0-1-1
Nov. 13	at LSU	1-0-1
Nov. 20	Auburn	0-0-0
Dec. 31	Minnesota (Music City Bowl)	0-0-0

### 2005 Season

Date	Opponent	Solo-Assist-Total
Sept. 3	Middle Tennessee	2-0-2
Sept. 10	Southern Mississippi	1-0-1
Sept. 17	at South Carolina	0-2-2
Sept. 24	Arkansas	1-2-3
Oct. 1	Florida	1-0-1
Oct. 15	at Ole Miss	1-0-1
Oct. 22	Tennessee	0-0-0
Oct. 29	Utah State	1-4-5
Nov. 5	at Mississippi State	0-0-0
Nov. 12	LSU	0-1-1
Nov. 19	Auburn	0-0-0
Jan. 2	Texas Tech (Cotton Bowl)	0-0-0

### 2006 Season

Date	Opponent	Solo-Assist-Total
Sept. 2	Hawaii	0-0-0
Sept. 9	Vanderbilt	0-0-0
Sept. 16	Louisiana Monroe	3-3-6
Sept. 23	at Arkansas	3-1-4
Sept. 30	at Florida	1-1-2
Oct. 7	Duke	1-3-4
Oct. 14	Ole Miss	0-0-0
Oct. 21	at Tennessee	0-0-0
Oct. 28	Florida International	1-1-2
Nov. 4	Mississippi State	0-1-1
Nov. 11	at LSU	0-2-2
Nov. 18	Auburn	0-0-0
Dec. 28	Oklahoma State (Indy Bowl)	0-0-0

### 2007 Season

Date	Opponent	Solo-Assist-Total
Sept. 1	Western Carolina	3-0-3
Sept. 8	at Vanderbilt	2-0-2
Sept. 15	Arkansas	0-2-2
Sept. 22	Georgia	0-0-0
Sept. 29	Florida State	0-0-0
Oct. 6	Houston	0-0-0
Oct. 13	at Ole Miss	0-1-1
Oct. 20	Tennessee	1-1-2
Nov. 3	LSU	
Nov. 10	at Mississippi State	
Nov. 17	UL Monroe	
Nov. 24	at Auburn	

## 88 NICK WALKER, TE Jr., Brundidge, Ala., 2VL

### 2005 Season

Date	Opponent	Rec-Yards-TD
Sept. 3	Middle Tennessee	0-0-0
Sept. 10	Southern Mississippi	0-0-0
Sept. 17	at South Carolina	0-0-0
Sept. 24	Arkansas	3-34-0
Oct. 1	Florida	0-0-0
Oct. 15	at Ole Miss	3-46-0
Oct. 22	Tennessee	0-0-0
Oct. 29	Utah State	1-2-0
Nov. 5	at Mississippi State	0-0-0
Nov. 12	LSU	0-0-0
Nov. 19	Auburn	2-38-0
Jan. 2	Texas Tech (Cotton Bowl)	0-0-0

### 2006 Season

Date	Opponent	Rec-Yards-TD
Sept. 2	Hawaii	2-38-0
Sept. 9	Vanderbilt	0-0-0
Sept. 16	Louisiana Monroe	0-0-0
Sept. 23	at Arkansas	1-1-1
Sept. 30	at Florida	0-0-0
Oct. 7	Duke	0-0-0
Oct. 14	Ole Miss	0-0-0
Oct. 21	at Tennessee	0-0-0
Oct. 28	Florida International	0-0-0
Nov. 4	Mississippi State	0-0-0
Nov. 11	at LSU	0-0-0
Nov. 18	Auburn	0-0-0

### 2007 Season

Date	Opponent	Rec-Yards-TD
Sept. 1	Western Carolina	5-40-1
Sept. 8	at Vanderbilt	2-11-0
Sept. 15	Arkansas	1-2-1
Sept. 22	Georgia	1-5-0
Sept. 29	Florida State	2-11-0
Oct. 6	Houston	2-43-0
Oct. 13	at Ole Miss	1-6-0
Oct. 20	Tennessee	0-0-0
Nov. 3	LSU	
Nov. 10	at Mississippi State	
Nov. 17	UL Monroe	
Nov. 24	at Auburn	

# Alabama Player Game-By-Game Statistics

## 14 JOHN PARKER WILSON, QB Jr., Hoover, Ala., 2VL

### 2005 Season

Date	Opponent	Comp-Att-Yds-INT-TD
Sept. 3	Middle Tennessee	1-1-2-0-0
Sept. 10	Southern Mississippi	DNP
Sept. 17	at South Carolina	1-1-36-0-1
Sept. 24	Arkansas	DNP
Oct. 1	Florida	1-1-3-0-0
Oct. 15	at Ole Miss	DNP
Oct. 22	Tennessee	DNP
Oct. 29	Utah State	1-4-9-0-1
Nov. 5	at Mississippi State	DNP
Nov. 12	LSU	DNP
Nov. 19	Auburn	3-4-48-0
Jan. 2	Texas Tech	DNP

### 2006 Season

Date	Opponent	Comp-Att-Yds-INT-TD
Sept. 2	Hawaii	16-29-253-0-1
Sept. 9	Vanderbilt	18-29-207-1-1
Sept. 16	Louisiana Monroe	13-21-210-0-2
Sept. 23	at Arkansas	16-20-243-0-3
Sept. 30	at Florida	21-40-240-3-0
Oct. 7	Duke	18-30-220-1-2
Oct. 14	Ole Miss	16-28-206-0-2
Oct. 21	at Tennessee	13-29-158-0-0
Oct. 28	Florida International	8-13-72-0-1
Nov. 4	Mississippi State	19-39-187-1-0
Nov. 11	at LSU	22-35-291-1-2
Nov. 18	Auburn	18-33-252-2-2
Dec. 28	Oklahoma State	18-33-168-1-1

### 2007 Season

Date	Opponent	Comp-Att-Yds-INT-TD
Sept. 1	Western Carolina	17-25-189-0-0
Sept. 8	at Vanderbilt	14-28-150-1-0
Sept. 15	Arkansas	24-45-327-2-4
Sept. 22	Georgia	17-35-185-0-0
Sept. 29	Florida State	28-53-240-0-2
Oct. 6	Houston	15-27-157-1-2
Oct. 13	at Ole Miss	26-40-265-1-0
Oct. 20	Tennessee	32-46-363-0-3
Nov. 3	LSU	
Nov. 10	at Mississippi State	
Nov. 17	UL Monroe	
Nov. 24	at Auburn	

## WILSON - RUSHING

### 2005 Season

Date	Opponent	Att-Yds-TD
Sept. 3	Middle Tennessee	1 (-9)-0
Sept. 10	Southern Mississippi	DNP
Sept. 17	at South Carolina	0-0-0
Sept. 24	Arkansas	DNP
Oct. 1	Florida	0-0-0
Oct. 15	at Ole Miss	DNP
Oct. 22	Tennessee	DNP
Oct. 29	Utah State	0-0-0
Nov. 5	at Mississippi State	DNP
Nov. 12	LSU	DNP
Nov. 19	Auburn	2-3-1
Jan. 2	Texas Tech	DNP

### 2006 Season

Date	Opponent	Att-Yds-TD
Sept. 2	Hawaii	3-3-0
Sept. 9	Vanderbilt	5-9-0
Sept. 16	Louisiana Monroe	5-16-0
Sept. 23	at Arkansas	13-20-0
Sept. 30	at Florida	11-(-9)-0
Oct. 7	Duke	5-(-7)-0
Oct. 14	Ole Miss	7-23-0
Oct. 21	at Tennessee	8-(-17)-0
Oct. 28	Florida International	1-1-0
Nov. 4	Mississippi State	7-16-0
Nov. 11	at LSU	7-2-0
Nov. 18	Auburn	4-16-0
Dec. 28	Oklahoma State	6-10-0

### 2007 Season

Date	Opponent	Solo-Assist-Total
Sept. 1	Western Carolina	3-17-0
Sept. 8	at Vanderbilt	7-5-0
Sept. 15	Arkansas	5-(-8)-0
Sept. 22	Georgia	6-3-2
Sept. 29	Florida State	10-21-0
Oct. 6	Houston	7-25-1
Oct. 13	at Ole Miss	5-(-23)-1
Oct. 20	Tennessee	6-28-0
Nov. 3	LSU	
Nov. 10	at Mississippi State	
Nov. 17	UL Monroe	
Nov. 24	at Auburn	

# 2007 Alabama Football Opponent Schedules

## Western Carolina (1-8)

Date	Opponent	TV	Time/Score
9-1	at Alabama	PPV	L, 0-52
9-8	at Eastern Kentucky		L, 21-45
9-15	at Georgia		L, 16-45
9-22	Presbyterian		W, 33-20
9-29	at Georgia Southern	CSS	L, 21-50
10-6	Elon		L, 36-38
10-13	at Chattanooga		L, 21-39
10-20	The Citadel (HC)		L, 31-37
10-25	Wofford	ESPNU	L, 44-47
11-10	at Appalachian State		3:30 p.m.
11-17	Furman		Noon

## Vanderbilt (5-3, 2-3 SEC)

Date	Opponent	TV	Time/Score
9-1	Richmond		W, 41-17
9-8	ALABAMA	LFS	L, 10-24
9-15	Ole Miss	PPV	W, 31-17
9-29	Eastern Michigan		W, 30-7
10-6	at Auburn	LFS	L, 7-35
10-13	Georgia	ESPN	L, 17-20
10-20	at South Carolina		W, 17-6
10-27	Miami (Ohio)		W, 24-13
11-3	at Florida	LFS	12:34 (et)
11-10	Kentucky		TBA
11-17	at Tennessee		TBA
11-24	Wake Forest		TBA

## Arkansas (5-3, 1-3 SEC)

Date	Opponent	TV	Time/Score
9-1	Troy		W, 46-26
9-15	at Alabama	ESPN	L, 38-41
9-22	Kentucky	espn2	L, 29-42
9-29	North Texas		W, 66-7
10-6	*Chattanooga		W, 34-15
10-13	Auburn	ESPN	L, 7-9
10-20	at Ole Miss		W, 44-8
10-27	Fla. International (HC)		W, 58-10
11-3	South Carolina		TBA
11-10	at Tennessee		TBA
11-17	*Mississippi State		TBA
11-23	at LSU (CBS)		1:30 p.m.

\* - Little Rock, Arkansas

## Georgia (6-2, 4-2 SEC)

Date	Opponent	TV	Time/Score
9-1	Oklahoma State	espn2	W, 35-14
9-8	South Carolina	espn2	L, 16-12
9-15	Western Carolina	PPV	W, 45-16
9-22	at (16) Alabama	ESPN	W, 26-23 (ot)
9-29	Ole Miss		W, 45-17
10-6	at Tennessee	CBS	L, 14-35
10-13	at Vanderbilt	espn2	W, 20-17
10-27	*Florida	CBS	W, 42-30
11-3	Troy		TBA
11-10	Auburn		TBA
11-17	Kentucky		TBA
11-24	at Georgia Tech		TBA

\* -- at Jacksonville, Fla.

## Florida State (5-2, 2-3 ACC)

Date	Opponent	TV	Time/Score
9-3	at Clemson	ESPN	L, 18-24
9-8	UAB	ESPNU	W, 34-24
9-15	Colorado	ESPN	W, 16-6
9-29	(22) *Alabama	CBS	W, 21-14
10-6	North Carolina State	ABC	W, 27-10
10-11	at Wake Forest	ESPN	L, 21-24
10-20	Miami, Fla.	ABC	L, 29-37
10-27	Duke		W, 25-6
11-3	at Boston College	ABC	8 p.m. (et)
11-10	at Virginia Tech		TBA
11-17	Maryland		TBA
11-24	at Florida		TBA

\* - at Jacksonville, Fla.

## Houston (5-3, 4-1 C-USA)

Date	Opponent	TV	Time/Score
9-1	Oregon		L, 27-48
9-15	at Tulane		W, 34-10
9-22	Colorado State	CSTV	W, 38-27
9-29	East Carolina		L, 35-27
10-6	at ALABAMA	PPV	L, 30-24
10-13	Rice	CSTV	W, 56-48
10-20	at UAB		W, 49-10
10-27	at UTEP		W, 34-31
11-4	SMU	ESPN	7 p.m.
11-10	at Tulsa		2 p.m.
11-17	Marshall		2:30 p.m.
11-24	Texas Southern		2:30 p.m.

## Ole Miss (2-7, 0-6 SEC)

Date	Opponent	TV	Time/Score
9-1	Memphis	CSS	W, 23-21
9-8	Missouri		L, 25-38
9-15	at Vanderbilt	PPV	L, 17-31
9-22	Florida	LFS	L, 24-30
9-29	at Georgia		L, 17-45
10-6	Louisiana Tech (HC)		W, 24-0
10-13	ALABAMA	LFS	L, 24-27
10-20	Arkansas		L, 8-44
10-27	at Auburn	PPV	L, 3-17
11-3	Northwestern State		1 p.m.
11-17	LSU		TBA
11-23	at Mississippi State	LFS	11:30 a.m.

## Tennessee (5-3, 3-2 SEC)

Date	Opponent	TV	Time/Score
9-1	at California	ABC	L, 31-45
9-8	Southern Miss	PPV	W, 39-19
9-15	at Florida	CBS	L, 59-20
9-22	Arkansas State	PPV	W, 48-27
10-6	Georgia	CBS	W, 35-14
10-13	at Mississippi State		W, 33-21
10-20	at ALABAMA	LFS	L, 17-41
10-27	South Carolina	ESPN	W, 27-24 (ot)
11-3	UL Lafayette (HC)	PPV	4 p.m. (et)
11-10	Arkansas		TBA
11-17	Vanderbilt		TBA
11-24	at Kentucky		TBA

## UL Monroe (3-5, 3-2 Sun Belt)

Date	Opponent	TV	Time/Score
9-1	Tulsa	espn2	L, 17-35
9-8	at Clemson	CSS	L, 26-49
9-15	at Texas A&M		L, 14-54
9-29	at Troy	CSS	L, 7-24
10-6	Arkansas State		W, 30-13
10-13	North Texas	ESPNU	L, 21-31
10-20	Florida International		W, 28-14
10-27	at Florida Atlantic		W, 33-30 (3ot)
11-3	Middle Tennessee		6 p.m.
11-10	Grambling State		4 p.m.
11-17	at ALABAMA		TBA
11-24	at UL Lafayette		6 p.m.

## LSU (7-1, 4-1 SEC)

Date	Opponent	TV	Time/Score
8-30	at Mississippi State	espn2	W, 45-0
9-8	Virginia Tech	ESPN	W, 48-7
9-15	Middle Tennessee	PPV	W, 44-0
9-22	South Carolina	CBS	W, 28-16
9-29	at Tulane	espn2	W, 34-9
10-6	Florida	CBS	W, 28-24
10-13	at Kentucky	CBS	L, 37-43 (3ot)
10-20	Auburn	ESPN	W, 30-24
11-3	at ALABAMA	CBS	4:07 p.m.
11-10	Louisiana Tech (HC)		TBA
11-17	at Ole Miss		TBA
11-23	Arkansas	CBS	1:30 p.m.

## Mississippi State (5-3, 2-2 SEC)

Date	Opponent	TV	Time/Score
8-30	LSU	espn2	L, 0-45
9-8	at Tulane	CSS	W, 38-17
9-15	at Auburn	LFS	W, 14-13
9-22	Gardner-Webb		W, 31-15
9-29	at South Carolina	LFS	11:30 a.m.
10-6	UAB (HC)		W, 30-13
10-13	Tennessee		L, 21-33
10-20	at West Virginia		L, 13-38
10-27	at Kentucky	LFS	W, 34-14
11-10	ALABAMA		TBA
11-17	at *Arkansas		TBA
11-23	Ole Miss	LFS	11:30 a.m.

\* - Little Rock, Arkansas

## Auburn (6-3, 4-2 SEC)

Date	Opponent	TV	Time/Score
9-1	Kansas State	ESPN	W, 23-13
9-8	South Florida	espn2	L, 23-26 (ot)
9-15	Mississippi State	LFS	L, 13-14
9-22	New Mexico State	PPV	W, 55-20
9-29	at Florida	ESPN	W, 20-17
10-6	Vanderbilt	LFS	W, 35-7
10-13	at Arkansas	ESPN	W, 9-7
10-20	at LSU	ESPN	L, 24-30
10-27	Ole Miss	PPV	W, 17-3
11-3	Tennessee Tech (HC)		TBA
11-10	at Georgia		TBA
11-24	ALABAMA		TBA

# BRYANT-DENNY STADIUM (1929-Present)

## BRYANT-DENNY STADIUM EXPANSION

\*With a recent \$47 million renovation project, Bryant-Denny Stadium has undergone yet another expansion, this time increasing capacity to 92,138 making it the seventh-largest on-campus football stadium in the nation. This latest renovation marks the third expansion since 1988.

\*The expansion project, which began immediately following the 2004 football season, also added three levels of premium seating, a pair of large video scoreboards in the north end zone and state-of-the-art wrap-around display boards situated on the facades of the east and west upper decks.

\*A unique aspect of the “new” stadium is a plaza that connects the stadium with University Boulevard. The plaza, which is a focal point on gameday, honors the Crimson Tide’s four national championship coaches and commemorate Alabama’s 12 national championships and 21 SEC titles.

\*This newest expansion added 38 luxury skyboxes, bringing the total number of skyboxes in the stadium to 123, a club level area and traditional upper deck seating. New office space is also included, as well as a new home team locker room located in the north end zone. A state-of-the-art sound system was installed in 2005. The latest expansion marks the sixth time Bryant-Denny Stadium has been expanded since it was originally completed in 1929. Other expansions were completed in 1946, 1961, 1966, 1988 and 1998.

\*Since those early games, a number of projects have expanded Bryant-Denny Stadium to its current capacity of 92,138. When Alabama and Hawai’i met to open the 2006 season, a sellout crowd marked the largest crowd to view a college football game in the state of Alabama.

\*Included in the east side expansion in 1998 were 10,000 bleacher seats and two spiral walkways to give the stadium a more symmetrical appearance.

\*A total of 81 skyboxes, on two levels, were also added in 1998. The skyboxes were built in two sizes, 24-seat capacity (18) and 16-seat capacity (64). In 1999, four additional skyboxes were added.

## BRYANT-DENNY STADIUM EXPANSIONS

The recent addition to Bryant-Denny Stadium marks the sixth renovation project since the stadium was first erected in 1929. Here is a look at the previous renovations and expansions and the result of the Crimson Tide’s first game following expansion.

- 1929 -- Denny Stadium Erected (12,000)  
September 28, 1929 - Alabama 55, Mississippi College 0
- 1946 -- Bleachers added to both end zones (31,000)  
October 12, 1946 - Alabama 55, USL 0
- 1961 -- Addition of 12,000 seats, press box and elevator (43,000)  
October 14, 1961 - Alabama 26, North Carolina State 7
- 1966 -- Additional seating added (60,000)  
October 8, 1966 - Alabama 26, Clemson 0
- 1988 -- West Upper Deck Added with two ramps (70,123)  
September 24, 1988 - Alabama 44, Vanderbilt 10
- 1998 -- East Upper Deck Added with two levels of skyboxes (83,818)  
September 5, 1998 - Alabama 38, BYU 31
- 2006 -- North End Zone Upper Deck (92,138)  
w/skyboxes and stadium club  
September 2, 2006 - Alabama 25, Hawai’i 17

## BRYANT-DENNY STADIUM EXPANSION QUICK FACTS

### North End Zone Expansion:

- Approximately 9,000 seats were added to Bryant-Denny Stadium, bringing its capacity to 92,138.
- Bryant-Denny is the seventh-largest on-campus stadium in the nation.
- With the addition of two new Jumbotrons, one placed in each corner of the north end zone. Bryant-Denny Stadium is the only college stadium in the country with three jumbotrons.
- 450 feet of LCD ribbon screens are along the East and West upper deck facades.
- A club area, “The Zone”, encompasses 20,000 square feet.
- Thirty-eight (38) new skyboxes bring Bryant-Denny’s total to 123.
- A plaza featuring statues of Wallace Wade, Frank Thomas, Paul Bryant, and Gene Stallings with plaques commemorating Alabama’s 12 National Championship teams provide a grand entrance to the stadium for both players and fans.
- Alabama’s new locker room is located beneath the north end zone stands.
- A new recruiting room allows recruits a place to relax and visit prior to each home game.
- Additional elevators ease foot traffic on all ramps leading to each upper deck.

### Improvements to Existing Stadium:

- The lower bowl concourses and bathrooms were painted.
- New flooring was added to the lower bowl.
- Additional lighting was added to lower bowl concourses
- Additional ADA seating was added in the north end zone, making the entire stadium ADA compliant
- The student section was expanded.
- The visitors locker room was renovated.

\*A scoreboard, with video replay capabilities, was added to the south end. Other recent additions to Bryant-Denny Stadium include two east-side reception areas for Scholarship and A-Club level patrons. These areas are located above the center entrance on the east side and include rooms large enough to host receptions and pre-game meal functions. A bank of lights was also added on the east side.

\*The 2007 season marks the seventh time in the stadium's history that Alabama will play all of its home games at Bryant-Denny Stadium. From 1900 until 2003, Alabama played at least one home game at Birmingham's Legion Field.

### BRYANT-DENNY STADIUM

\*Alabama's on-campus home since 1929, Bryant-Denny Stadium is one of college football's most scenic venues.

\*The Crimson Tide has compiled an all-time record of **211-44-3 (.824)** in 258 games at Bryant-Denny Stadium.

\*The stadium was originally named for former University of Alabama President **Dr. George H. Denny**. Denny, who was named UA President on Jan. 1, 1912, amassed an extraordinary career that spanned almost a quarter of a century.

\*Bryant-Denny Stadium and Denny Chimes (located on the UA quadrangle) stand as reminders of Denny's legacy to the Capstone.

\*In 1976, the State of Alabama Legislature and the UA Board of Trustees added coach **Paul "Bear" Bryant's** name to the stadium, thus calling Alabama's football home Bryant-Denny Stadium.

\*Alabama's 2006 season opener against Hawai'i drew a state-record 92,138 fans. The previous Bryant-Denny Stadium record was 86,869 on October 23, 1999 against Tennessee.

## BRYANT-DENNY STADIUM Year-By-Year Record

Year	Record
1929	3-0
1930	3-0
1931	3-0
1932	3-0
1933	3-0
1934	3-0
1935	1-1-1
1936	3-0
1937	3-0
1938	3-0
1939	3-0
1940	2-1
1941	2-1
1942	2-0
1943	No Team
1944	2-0
1945	2-0
1946	2-0
1947	2-0
1948	3-0
1949	3-0
1950	3-0
1951	1-2
1952	3-0
1953	2-0-1
1954	1-1
1955	0-2
1956	1-1-1
1957	1-1
1958	3-0
1959	3-0
1960	3-0
1961	3-0
1962	3-0
1963	2-1
1964	3-0
1965	2-0
1966	3-0
1967	2-0
1968	3-0
1969	2-0
1970	3-0
1971	3-0
1972	4-0
1973	3-0
1974	3-0
1975	3-0
1976	3-0
1977	3-0
1978	3-0
1979	4-0
1980	3-0
1981	3-0
1982	2-1
1983	3-0
1984	2-1
1985	3-0
1986	3-1
1987	0-0
1988	1-2
1989	3-0
1990	2-2
1991	3-0
1992	3-0
1993	3-1
1994	4-0
1995	4-1

Year	Record
1996	4-0
1997	0-4
1998	3-1
1999	4-1
2000	2-2
2001	2-3
2002	4-2
2003	2-5
2004	5-2
2005	6-1
2006	6-2
2007	4-1
<b>Totals</b>	<b>211-44-3</b>

## BRYANT-DENNY MISCELLANEOUS

### LARGEST CROWDS

Rank	Record vs. Opponent	Date
1.	92,138 vs. Tennessee	Oct. 20, 2007
	92,138 vs. Houston	Oct. 6, 2007
	92,138 vs. Georgia	Sept. 22, 2007
	92,138 vs. Arkansas	Sept. 15, 2007
	92,138 vs. Western Carolina	Sept. 1, 2007
	92,138 vs. Auburn	Nov. 18, 2006
	92,138 vs. Mississippi State	Nov. 4, 2006
	92,138 vs. FIU	Oct. 28, 2006
	92,138 vs. Ole Miss	Oct. 14, 2006
	92,138 vs. Duke	Oct. 7, 2006
	92,138 vs. UL Monroe	Sept. 16, 2006
	92,138 vs. Vanderbilt	Sept. 9, 2006
	92,138 vs. Hawai'i	Sept. 2, 2006
9.	86,869 vs. Tennessee	Oct. 23, 1999
10.	84,818 vs. Auburn	Nov. 23, 2002
11.	83,818 (Many times)	Nov. 20, 2004

### LONGEST WINNING STREAKS

Strk	Dates of Streak
57	Oct. 26, 1963-Nov. 13, 1982
37	Nov. 18, 1911-Oct. 15, 1921
20	Nov. 1, 1941-Nov. 11, 1950
18*	Sept. 28, 1928-Sept. 28, 1935
18	Sept. 30, 1922-Oct. 6, 1928
16	Nov. 23, 1957-Oct. 12, 1963
15	Nov. 9, 1935-Oct. 12, 1940

### ALL-TIME COACHING RECORDS

Coach (Years)	Record	Pct.
Wade (1929-30)	6-0	1.000
Thomas (1931-46)	37-3-1	.915
Drew (1947-54)	18-3-1	.841
Whitworth (1955-57)	2-4-1	.357
Bryant (1958-82)	72-2	.973
Perkins (1983-86)	11-2	.846
Curry (1987-89)	4-2	.667
Stallings (1990-96)	22-4	.846
DuBose (1997-2000)	9-8	.529
Franchione (2001-02)	6-5	.556
Shula (2003-2006)	19-10	.655
Saban (2007-)	4-1	.800

### ALL-TIME RECORD IN TUSCALOOSA

Site	Record	Pct.
Quad	42-11	.794
Denny Field	43-2	.956
Bryant-Denny	211-44-3	.824
<b>Total</b>	<b>296-57-3</b>	<b>.836</b>



**BRYANT-DENNY STADIUM  
ALL-TIME OPPONENTS**

<b>Opponent</b>	<b>Record</b>
<b>Arkansas</b>	<b>6-2</b>
Auburn	0-4
BYU	1-0
Central Florida	0-1
Chattanooga	4-0
Cincinnati	2-0
Clemson	6-0
Duke	1-0
Duquesne	2-0
Florida	6-4
Florida International	1-0
Florida State	2-0
Furman	3-0
<b>Georgia</b>	<b>5-2</b>
Hawai'i	1-0
<b>Houston</b>	<b>5-0</b>
Howard	9-0
Kentucky	6-0
<b>LSU</b>	<b>5-6</b>
<b>Louisiana Monroe</b>	<b>1-0</b>
Louisiana Tech	0-1
Louisville	2-0
Mercer	2-0
Memphis State	4-0
Miami, Fla.	6-0
Middle Tennessee	1-0
Millsaps	1-0
Mississippi College	1-0
Mississippi State	32-8-1
North Carolina State	4-0
North Texas	2-0
Northern Illinois	0-1
Oglethorpe	1-0
Oklahoma	0-1
Ole Miss	13-2
Penn State	1-2
Pensacola N.A.S.	1-0
Richmond	1-0
Rutgers	1-0
Sewanee	1-0
South Carolina	7-1
Southern Mississippi	19-1-1
Southwestern Louisiana	4-0
Southwestern Presbyterian	1-0
Tampa	1-0
Temple	1-0
<b>Tennessee</b>	<b>3-3</b>
TCU	0-2
Tulane	1-0
Tulsa	3-0
UCLA	0-1
Utah State	2-0
Vanderbilt	14-1
Villanova	0-1
Virginia Tech	7-0
Washington	1-0
<b>Western Carolina</b>	<b>2-0</b>
Wichita State	1-0

\*Bold indicates 2007 home opponents.

**ALL-TIME TUSCALOOSA RECORD**

\*In addition to its impressive record at Bryant-Denny Stadium (1929-present), Alabama has made Tuscaloosa a very difficult place to play for opposing football teams.

\*Alabama has compiled a **295-57-3 (.835)** record in 352 games in Tuscaloosa.

\*The Mississippi State game was the **350th all-time football game** played on the University of Alabama campus.

\*Alabama is **15-4 (.790) in its last 19 home games**, including a 6-1 record in 2005 and a 6-2 mark in 2006.

\*Alabama's **first game on campus** was a 4-0 loss to Birmingham Athletic Club on Oct. 14, 1893.

\*From 1911-28, Alabama posted a **55-2 (.965)** record in Tuscaloosa. The 1929 season marked the opening of what is now known as Bryant-Denny Stadium.

\*Coach Paul "Bear" Bryant posted a remarkable **72-2 (.973)** record in Tuscaloosa, losing only to Florida (1963) and Southern Miss (1982). The USM game was the last game Bryant coached at Bryant-Denny Stadium.

\*From 1963-82, Alabama posted an **NCAA record 57-game** home winning streak.

\*Miami has since broken that record with a 58-game home winning streak, but the Hurricanes' record also includes three wins in the post-season Orange Bowl game. All of UA's 57 wins were in the regular season.

\*The **57-game winning streak** is one of seven winning streaks longer than 15 games for the Crimson Tide in Tuscaloosa.

\*Alabama posted a 19-game unbeaten streak in Tuscaloosa from 1928-35.

# Alabama Football

## vs. Western Carolina

Alabama 52, Western Carolina 6  
 September 1, 2007  
 Bryant-Denny Stadium • Tuscaloosa

**TIDE FACT:** Terry Grant was named Southeastern Conference Freshman of the Week after rushing for 134 yards in his Crimson Tide debut.

TUSCALOOSA – Alabama (1-0, 0-0) rolled up 575 total yards of offense, including 313 on the ground, on the way to a 52-6 win over the Western Carolina Catamounts (0-1, 0-0) in the Alabama coaching debut of Crimson Tide Head Coach Nick Saban.

Redshirt freshman running back Terry Grant rushed for 136 yards on 18 carries, scoring three of Alabama's six rushing touchdowns in his first career start. Sophomore Glen Coffee had nine rushes for 76 yards and a touchdown and sophomore Roy Upchurch had six carries for 58 yards and a score. Alabama's 575 yards of offense were the most since the Tide gained 588 total yards against UTEP in 2001. Alabama gained a school-record 35 first downs and averaged more than 30 yards per kickoff return.

"We showed we have a few playmakers," senior receiver DJ Hall said. "Guys are just hustling all around. Offense, defense, and special teams. There is so much talent on this team. There is not one guy to pinpoint that only makes the team better. That's what we want to focus on."

The Tide scored on the first play of the game, when Grant broke a 47-yard run for a

touchdown for an early 7-0 lead. Alabama then orchestrated scoring drives of 94, 36 and 68 yards to take a 24-3 lead at the half.

"It was just a good sweep," Grant said. "It was a big play and it just happened to be the first play of the game. It was a play to take the wind out of them."

Junior quarterback John Parker Wilson, who completed 17 of 25 passes for 189 yards, led Alabama on a 73-yard scoring drive on the Tide's first drive of the second half that was capped by a one-yard Coffee score before red-shirt freshman Greg McElroy took over the Crimson Tide offense, going 8-of-9 for 73 yards and a touchdown.

"We really tried to dominate in the second half and for the most part I think we came in and did that," Saban said. "There are still a lot of things we need to improve on, some things we were a little sloppy on, but we have the right attitude about trying to work on and improve on it."

Hall caught four passes for 52 yards to lead Alabama's receivers, and junior tight end Nick Walker caught five passes for 40 yards and a score. Freshman Earl Alexander also caught four passes for 40 yards. The Alabama defense held

the Western Carolina offense to 247 total yards on the night, allowing just 76 yards on the ground and forcing two fourth quarter fumbles. Junior Rashad Johnson led the Alabama defense with eight total tackles, and both senior Darren Mustin and freshman Rolando McClain had seven in their first Alabama starts. Mustin and fellow freshman Kareem Jackson became the eighth and ninth true freshmen to start a season opener at Alabama.

Javier Arenas set up touchdowns with kick returns of 29 and 45 yards. Third-team tailback Glen Coffee rushed for a 1-yard touchdown and McElroy hit tight end Nick Walker for a 1-yard scoring pass. Four Tide running backs rushed for touchdowns, and 12 players caught passes. The Catamounts did manage one big play against a Tide defense starting two former walk-ons and a freshman. But a 67-yard touchdown pass by Todd Spitzer in the first quarter was taken off the board by a holding play downfield. The Catamounts lost yardage on the next three plays. They managed just two Jonathan Parsons field goals.

"I thought we did pretty well," senior Wallace Gilberry said. "To be considered very young and

inexperienced, I thought we got out there and gave great effort."

Alabama's sixth consecutive season-opening victory, this one over a Football Championship Subdivision (formerly Division I-AA) team that won just two games last season, was just a baby step toward that bigger goal. Nobody was more aware of that than Saban.

"My thing with the team was it's not really who you play," he said, "it's how you play."

The perfectionist Saban could find plenty of fault, especially in an opener. The team gave the fans little to complain about, though. The easy win was welcomed by the Tide, which was playing without two suspended starters, receiver Keith Brown and linebacker Prince Hall, and lost nose guard Brian Motley to a broken left foot in practice during the week.

"It's a great atmosphere to play in," Western Carolina quarterback Todd Spitzer said. "They've got loyal fans that care about this program. It's definitely a wonderful experience, and I'll hold it with me for the rest of my career."

### SCORING SUMMARY

Western Carolina	0	3	0	3	-	6
Alabama	14	10	14	14	-	52

### FIRST QUARTER

UA – Terry Grant 47-yard run (Leigh Tiffin kick), 14:38 left. Drive: 1 play, 47 yards, 0:22 elapsed. Score: Alabama 7, Western Carolina 0.  
 UA – Grant 1-yard run (Tiffin kick), 1:58 left. Drive: 10 plays, 94 yards, 3:51 elapsed. Score: Alabama 14, Western Carolina 0.

### SECOND QUARTER

WCU – Jonathan Parsons 34-yard field goal, 13:40 left. Drive: 12 plays, 51 yards, 3:18 elapsed. Score: Alabama 14, Western Carolina 3.  
 UA – Grant 21-yard run (Tiffin kick), 12:20 left. Drive: 3 plays, 36 yards, 1:20 elapsed. Score: Alabama 21, Western Carolina 3.  
 UA – Leigh Tiffin 21-yard field goal, 0:05 left. Drive: 17 plays, 69 yards, 5:09 elapsed. Score: Alabama 24, Western Carolina 3.

### THIRD QUARTER

UA – Glen Coffee 1-yard run (Tiffin kick), 10:29 left. Drive: 10 plays, 73 yards, 3:09 elapsed. Score: Alabama 31, Western Carolina 3.  
 UA – Nick Walker 1-yard pass from Greg McElroy (Tiffin kick), 0:37 left. Drive: 10 plays, 60 yards, 4:15 elapsed. Score: Alabama 38, Western Carolina 3.

### FOURTH QUARTER

WCU – Parsons 29-yard field goal, 13:18 left. Drive: 8 plays, 72 yards, 2:19 elapsed. Score: Alabama 38, Western Carolina 6.  
 UA – Jimmy Johns 1-yard run (Tiffin kick), 11:05 left. Drive: 5 plays, 86 yards, 2:13 elapsed. Score: Alabama 45, Western Carolina 6.  
 UA – Roy Upchurch 25-yard run (Tiffin kick), 3:23 left. Drive: 3 plays, 38 yards, 1:05 elapsed. Score: Alabama 52, Western Carolina 6.

ATTENDANCE – 92,138 (capacity: 92,138)

### TEAM STATISTICS

	UA	WCU
First Downs	35	15
Rushing	16	7
Passing	17	7
Penalty	2	1
Rushing Attempts	44	39
Yards Gained Rushing	320	120
Yards Lost Rushing	7	44
Net Yards Rushing	313	76
Net Yards Passing	262	171
Passes Attempted	34	27
Passes Completed	25	14
Interceptions Thrown	0	0
Total Offensive Plays	78	66
Total Net Yards	575	247
Average Gain Per Play	7.4	3.7
Fumbles: Number-Lost	0-0	5-2
Penalties: Number-Yards	5-42	6-65
Number of Punts-Yards	1-40	6-237
Average Yards Per Punt	40.0	39.5
Punt Returns: Number-Yards	3-36	0-0
Kickoff Returns: Number-Yards	3-92	8-117
Interceptions: Number-Yards	30-7	14-6
Fumble Returns: Number-Yards	0-0	0-0
Time of Possession	28:11	31:49
Third Down Conversions	6-10	7-17
Fourth Down Conversions	0-0	1-1
Sacks By: Number-Yards	2-22	1-2

### ALABAMA

RUSHING	Att.	Gain	Lost	Net	TD	LG
Terry Grant	18	136	2	134	3	47
Glen Coffee	9	76	0	76	1	20
Roy Upchurch	6	58	3	55	1	25
Jimmy Johns	8	31	0	31	1	12
John Parker Wilson	3	19	2	17	0	15

PASSING	Att.	Comp.	Int.	Yards	TD	LG
John Parker Wilson	25	17	0	189	0	20
Greg McElroy	9	8	0	73	1	32

RECEIVING	No.	Yards	TD	LG
Nick Walker	5	40	1	14
DJ Hall	4	52	0	19
Earl Alexander	4	40	0	13
Jimmy Johns	2	28	0	20
Mike McCoy	2	25	0	13

PUNTING	No.	Yards	Avg.	LG	I20	TB
P.J. Fitzgerald	1	40	40.0	40	0	1

PUNT RETURNS	No.	Yards	Avg.	LG	TD
Javier Arenas	2	13	6.5	8	0
Jonathan Lowe	1	23	23.0	23	0

KICKOFF RETURNS	No.	Yards	Avg.	LG	TD
Javier Arenas	2	75	37.5	45	0
Jonathan Lowe	1	17	17.0	17	0

INTERCEPTION RETURNS	No.	Yards	Avg.	LG	TD
None					

FIELD GOALS	FG-FGA	Good	Missed
Leigh Tiffin	1-3	21	27, 40

KICKOFFS	No.	Yards	Avg.	TB	OB
Leigh Tiffin	9	519	57.7	1	0

ALL-PURPOSE	Rush	Rec.	KOR	PR	IR	TOTAL
Terry Grant	134	13	0	0	0	147
Glen Coffee	76	32	0	0	0	108
Javier Arenas	0	0	75	13	0	88
Roy Upchurch	55	4	0	0	0	59

FUMBLES	No.	Lost
None		

DEFENSIVE LEADERS
<b>Tackles</b> – Rashad Johnson (DB) 8; Darren Mustin (LB) 7; Rolando McClain (LB) 7; Simeon Castille (DB) 5; Keith Saunders (LB) 5; Brandon Fanney (DL) 5; Chris Rogers (DB) 4; Ezekial Knight (LB) 4; Lorenzo Washington (DL) 4.

Sacks (2-22)
– Ezekial Knight (LB) 1-16; Lorenzo Washington (DL) 1-6.

Tackles For Loss (10-47)
– Simeon Castille (DB) 1.5-7; Lorenzo Washington (DL) 1.5-7; Bobby Greenwood (DL) 1.5-3; Rolando McClain (LB) 1-5; Luther Davis (DL) 1-5; Rashad Johnson (DB) 1-2; Wallace Gilberry (DL) 1-1; Darren Mustin (LB) 0.5-1.

Passes Broken Up (2)
– Rolando McClain (LB) 1; Simeon Castille (DB) 1.

### WESTERN CAROLINA

RUSHING	Att.	Gain	Lost	Net	TD	LG
Mike Malone	11	49	11	38	0	18
Adam Hearn	4	24	0	24	0	10
Willie Harper	11	27	9	18	0	8
L.J. Davis	8	16	1	15	0	5
Todd Spitzer	4	4	22	-18	0	4
Team	1	0	1	-1	0	-

PASSING	Att.	Comp.	Int.	Yards	TD	LG
Todd Spitzer	20	9	0	90	0	33
Adam Hearn	7	5	0	81	0	35

RECEIVING	No.	Yards	TD	LG
Eddie Cohen	4	84	0	35
Marcus Brown	2	23	0	15
Michael Hines	2	22	0	15
Mike Malone	2	14	0	9
Travis Osborne	1	28	0	28
Shamar Allen	1	3	0	3
Marquel Pittman	1	1	0	1
Nick Miller	1	-4	0	-

PUNTING	No.	Yards	Avg.	LG	I20	TB
Stephen Brown	6	237	39.5	47	1	0

PUNT RETURNS	No.	Yards	Avg.	LG	TD
None					

KICKOFF RETURNS	No.	Yards	Avg.	LG	TD
Mike Malone	5	82	16.4	21	0
Willie Harper	2	21	10.5	13	0
L.J. Davis	1	14	14.0	14	0

INTERCEPTION RETURNS	No.	Yards	Avg.	LG	TD
None					

FIELD GOALS	FG-FGA	Good	Missed
Jonathan Parsons	2-2	34, 29	-

KICKOFFS	No.	Yards	Avg.	TB	OB
Jonathan Parsons	3	161	53.7	0	0

ALL-PURPOSE	Rush.	Rec.	KOR	PR	IR	Total
Mike Malone	38	14	82	0	0	134
Eddie Cohen	0	84	0	0	0	84
Willie Harper	18	0	21	0	0	39
L.J. Davis	15	0	14	0	0	29

FUMBLES	No.	Lost
Todd Spitzer	2	1
Willie Harper	1	0
Mike Malone	1	0
Team	1	1

DEFENSIVE LEADERS
<b>Tackles</b> – Drew Walker (LB) 11; Antoine George (DB) 9; Carlton Bailey (DB) 9; Chris Collins (DB) 8; Tim Cooke (DB) 7.

Sacks (1-2)
– Darren Curtis (DL) 1-2.

Tackles For Loss (4-7)
– Brandon Drumgoole (DL) 1-3; Darren Curtis (DL) 1-2; Quinton Phillips (LB) 1-1; Jeff Bradley (DB) 1-1.

Passes Broken Up (0)
– None.

# Alabama Football

## vs. Vanderbilt

Alabama 24, Vanderbilt 10  
 September 8, 2007  
 Vanderbilt Stadium • Nashville, Tenn.

**TIDE FACT:** Alabama won its 16th straight SEC opener, the longest active streak in the conference.

NASHVILLE, Tenn. — Terry Grant ran 24 times for 173 yards and two touchdowns, and Alabama made Nick Saban a winner in his first road game with the Crimson Tide with a 24-10 victory at Vanderbilt. Leigh Tiffin kicked three field goals, and Alabama (2-0, 1-0 in the SEC) won its Southeastern Conference opener with its 20th straight victory in a series it now leads 60-19-4. The Tide improved to 18-3-1 when opening SEC play against the Commodores (1-1, 0-1).

With 18 returning starters, the Commodores came in with what looked like their best chance to defeat Alabama on their home field since 1969 when they last beat the Tide in Nashville. But they found themselves essentially playing a road game with Tide fans that followed Saban to Nashville for his first road trip painting Vanderbilt Stadium mostly crimson in a rare sellout. Alabama fans spent the final minutes cheering in the pouring rain.

Alabama rolled up 371 yards offense, including 221 on the ground. The margin could have been wider, but Tiffin was wide left on a 49-yarder and short on a 48-yard attempt. The defense came up with two sacks and a turnover in holding Vandy to 101 yards of total offense through three quarters. Alabama also held two-time All-SEC receiver Earl Bennett to four catches for 52 yards.

Alabama quarterback John Parker Wilson was 14-of-28 for 150 yards and one interception. Receiver DJ Hall, who became only the second receiver in Alabama history to surpass the 2,000-yard mark in career receiving yardage, had three receptions for 67


yards to give him 2,037 receiving yards for his career.

For the second week in a row, the Tide offense scored on the first play of the game, this time set up by a 69-yard punt return from sophomore Javier Arenas to the Vanderbilt one-yard line which led to a Grant score one play later. Alabama added Leigh Tiffin field goals of 20, 40, and 29 yards in the first half to build a 16-3 lead at intermission. Alabama took control in the second quarter, holding the ball for more than 12 minutes and rolling up 118 yards offense.

Wilson orchestrated an 86-yard scoring drive in the fourth quarter thanks largely to 80 rushing yards from Grant, including a two-yard score with 14:19 left in the game. Grant carried on the final six plays of the drive. A two-point conversion pass from Wilson to tight end Nick Walker extended Alabama's lead to 24-3.

The Commodores were their own worst enemy, going three-and-out four times in the first half with penalties wiping out their two biggest plays, including a 70-yard punt return for a touchdown in the first quarter. Myron Lewis was flagged for face mask that wiped out Alex Washington's return. Pass interference on Bennett combined with an Alabama face mask wiped out a 60-yard gain on Vandy's first play from scrimmage.

Vanderbilt's Chris Nickson, hampered by a sore hamstring, struggled and overthrew receivers in going 5-of-18 for 67 yards. He was replaced by Mackenzi Adams after bouncing his first pass of the second half, and Adams tossed a 15-yard touchdown pass to George Smith midway through the fourth quarter.



### SCORING SUMMARY

Alabama	10	6	0	8	-	24
Vanderbilt	3	0	0	7	-	10

### FIRST QUARTER

UA — Terry Grant 1-yard run (Leigh Tiffin kick), 12:26 left. Drive: 1 play, 1 yard, 0:04 elapsed. Score: Alabama 7, Vanderbilt 0.  
 UA — Leigh Tiffin 20-yard field goal, 8:19 left. Drive: 8 plays, 62 yards, 2:27 elapsed. Score: Alabama 10, Vanderbilt 0.  
 VU — Bryant Hahnfeldt 22-yard field goal, 1:36 left. Drive: 6 plays, 48 yards, 2:38 elapsed. Score: Alabama 10, Vanderbilt 3.

### SECOND QUARTER

UA — Leigh Tiffin 40-yard field goal, 8:23 left. Drive: 12 plays, 50 yards, 3:52 elapsed. Score: Alabama 13, Vanderbilt 3.  
 UA — Leigh Tiffin 29-yard field goal, 0:00 left. Drive: 6 plays, 40 yards, 1:39 elapsed. Score: Alabama 16, Vanderbilt 3.

### THIRD QUARTER

No Scoring.

### FOURTH QUARTER

UA — Terry Grant 2-yard run (Nick Walker pass from John Parker Wilson), 14:19 left. Drive: 10 plays, 86 yards, 4:21 elapsed. Score: Alabama 24, Vanderbilt 3.  
 VU — George Smith 15-yard pass from Mackenzi Adams (Bryant Hahnfeldt kick), 7:22 left. Drive: 11 plays, 60 yards, 4:04 elapsed. Score: Alabama 24, Vanderbilt 10.

ATTENDANCE — 39,773 (capacity: 39,773)

### TEAM STATISTICS

	UA	VCU
First Downs	22	13
Rushing	12	5
Passing	8	8
Penalty	0	0
Rushing Attempts	48	26
Yards Gained Rushing	249	78
Yards Lost Rushing	28	21
Net Yards Rushing	221	57
Net Yards Passing	150	175
Passes Attempted	28	41
Passes Completed	14	18
Interceptions Thrown	1	1
Total Offensive Plays	76	67
Total Net Yards	371	232
Average Gain Per Play	5.4	4.3
Fumbles: Number-Lost	2-0	3-0
Penalties: Number-Yards	6-40	5-50
Number of Punts-Yards	5-208	8-257
Average Yards Per Punt	41.6	32.1
Punt Returns: Number-Yards	3-79	3-10
Kickoff Returns: Number-Yards	3-59	5-75
Interceptions: Number-Yards	1-0	1-17
Fumble Returns: Number-Yards	0-0	0-0
Time of Possession	33:47	26:13
Third Down Conversions	6-15	6-18
Fourth Down Conversions	0-0	1-3
Sacks By: Number-Yards	2-18	1-5

### ALABAMA

RUSHING	Att.	Gain	Lost	Net	TD	LG
Terry Grant	24	174	1	173	2	35
Glen Coffee	11	54	6	48	0	12
John Parker Wilson	7	13	8	5	0	6
Jimmy Johns	3	8	5	3	0	4
Team	3	0	8	-8	0	-
PASSING	Att.	Comp.	Int.	Yards	TD	LG
John Parker Wilson	28	14	1	150	0	30
RECEIVING	No.	Yards	TD	LG		
DJ Hall	3	67	0	30		
Terry Grant	3	26	0	17		
Mike McCoy	3	15	0	9		
Glen Coffee	2	18	0	14		
Nick Walker	2	11	0	6		
Jimmy Johns	1	13	0	13		
PUNTING	No.	Yards	Avg.	LG	I20	TB
P.J. Fitzgerald	5	208	41.6	58	1	0
PUNT RETURNS	No.	Yards	Avg.	LG	TD	
Javier Arenas	3	79	26.3	69	0	
KICKOFF RETURNS	No.	Yards	Avg.	LG	TD	
Javier Arenas	3	59	19.7	23	0	
INTERCEPTION RETURNS	No.	Yards	Avg.	LG	TD	
Rashad Johnson	1	0	0.0	0	0	
FIELD GOALS	FG-FGA	Good	Missed			
Leigh Tiffin	3-5	20, 40, 29	49, 48			
KICKOFFS	No.	Yards	Avg.	TB	OB	
Leigh Tiffin	5	269	53.8	0	0	
ALL-PURPOSE	Rush	Rec.	KOR	PR	IR	TOTAL
Terry Grant	173	26	0	0	0	199
Javier Arenas	0	0	59	79	0	138
DJ Hall	0	67	0	0	0	67
Glen Coffee	48	18	0	0	0	66
FUMBLES	No.	Lost				
John Parker Wilson	2	0				
DEFENSIVE LEADERS						
<b>Tackles</b> — Darren Mustin (LB) 6; Rolando McClain (LB) 6; Kareem Jackson (DB) 5; Lionel Mitchell (DB) 5; Ezekial Knight (LB) 5; Marcus Carter (DB) 4; Wallace Gilberry (DL) 4; Simeon Castille (DB) 4.						
<b>Sacks (2-18)</b> — Rolando McClain (LB) 1-9; Bobby Greenwood (DL) 1-9.						
<b>Tackles For Loss (4-22)</b> — Bobby Greenwood (DL) 2-10; Rolando McClain (LB) 1-9; Wallace Gilberry (DL) 1-3.						
<b>Passes Broken Up (4)</b> — Rolando McClain (LB) 1; Ezekial Knight (LB) 1; Simeon Castille (DB) 1; Rashad Johnson (DB) 1.						

### VANDERBILT

RUSHING	Att.	Gain	Lost	Net	TD	LG
C. Jackson-Garrison	6	32	0	32	0	25
Jeff Jennings	9	33	1	32	0	8
Jared Hawkins	1	2	0	2	0	2
Mackenzi Adams	7	9	11	-2	0	6
Chris Nickson	3	2	9	-7	0	2
PASSING	Att.	Comp.	Int.	Yards	TD	LG
Mackenzi Adams	23	13	0	108	1	17
Chris Nickson	18	5	1	67	0	17
RECEIVING	No.	Yards	TD	LG		
Earl Bennett	4	52	0	17		
Justin Green	3	30	0	17		
Justin Wheeler	3	21	0	11		
George Smith	2	23	1	15		
Jeff Jennings	2	20	0	12		
Sean Walker	1	16	0	16		
Jake Bradford	1	9	0	9		
Bryant Anderson	1	4	0	4		
Cassen Jackson-Garrison	1	0	0	-		
PUNTING	No.	Yards	Avg.	LG	I20	TB
Brett Upson	8	257	32.1	42	1	0
PUNT RETURNS	No.	Yards	Avg.	LG	TD	
Earl Bennett	2	10	5.0	9	0	
Alex Washington	1	0	0.0	-	0	
KICKOFF RETURNS	No.	Yards	Avg.	LG	TD	
D.J. Moore	4	75	18.8	22	0	
Nate Campbell	1	0	0.0	-	0	
INTERCEPTION RETURNS	No.	Yards	Avg.	LG	TD	
Reshard Langford	1	17	17.0	17	0	
FIELD GOALS	FG-FGA	Good	Missed			
Bryant Hahnfeldt	1-1	33	-			
KICKOFFS	No.	Yards	Avg.	TB	OB	
Bryant Hahnfeldt	3	190	63.3	0	0	
ALL-PURPOSE	Rush.	Rec.	KOR	PR	IR	Total
D.J. Moore	0	0	75	0	0	75
Earl Bennett	0	52	0	10	0	62
Jeff Jennings	32	20	0	0	0	52
C. Jackson-Garrison	32	0	0	0	0	32
FUMBLES	No.	Lost				
Earl Bennett	2	0				
Mackenzi Adams	1	0				
DEFENSIVE LEADERS						
<b>Tackles</b> — D.J. Moore (DB) 13; Jonathan Goff (LB) 9; Steven Stone (DL) 8; Marcus Buggs (LB) 8; Curtis Gatewood (DL) 7.						
<b>Tackles For Loss (5-17)</b> — Marcus Buggs (LB) 2-10; Curtis Gatewood (DL) 2-3; Steven Stone (DL) 1-4.						
<b>Passes Broken Up (5)</b> — D.J. Moore (DB) 2; Myron Lewis (DB) 2; Reshard Langford (DB) 1.						

# Alabama Football

## vs. Arkansas

Alabama 41, (16) Arkansas 38  
 September 15, 2007  
 Bryant-Denny Stadium • Tuscaloosa, Ala.

**TIDE FACT:** Alabama's wide receivers caught 23 passes for 325 yards, including Caddell's 4-yard TD with eight seconds left in the game.

TUSCALOOSA — Pushed to the brink, Alabama came up with a clutch defensive stand and a last-minute drive led by John Parker Wilson and Matt Caddell for a dramatic 41-38 victory over 16th-ranked Arkansas before a sellout crowd at Bryant-Denny Stadium and an ESPN national television audience. Caddell caught a 4-yard touchdown pass in the corner of the end zone from Wilson with 8 seconds left, lifting the Crimson Tide to Saban's first big victory at Alabama.

The Crimson Tide (3-0, 2-0 Southeastern Conference) survived a relentless onslaught from Arkansas tailback Darren McFadden, and made a sideline decision that worked perfectly. After twice losing 21-point leads, Alabama marched down the field from its own 27 over the final 2:13, mostly on the Wilson-to-Caddell connection. Wilson hit Caddell across the middle for a 19-yard completion and two 9-yarders to move the ball across midfield. Arkansas' Kevin Woods and Mattered Richardson were both whistled for pass interference, Richardson on a third-and-9 play to set Alabama up with a first down at the 13.

After Wilson hit Keith Brown for a 9-yard gain, he found a leaping Caddell in the left side of the end zone two plays later.

"I knew if I got it up there and gave him a chance, he'd make a play," said Wilson, who was 7-for-8 for 56 yards on the final drive. "I got the ball outside and gave Matt a chance to make the play, and he did."

The Tide's decision to settle for Leigh Tiffin's 42-yard field goal to make it 38-34 paid off when Arkansas was stopped on its next possession. McFadden sat out the series with a slight concussion, coach Houston Nutt said.


"I did have confidence that we could stop them," Saban said. "I asked the players on the sidelines, 'Can we stop them?' They said they could, so I believed them. And they did. It was the right thing to do."

Casey Dick's 7-yard touchdown pass, his third of the game, to Peyton Hillis with 8:08 left gave Arkansas its first lead. It was set up by McFadden's 20-yard run and a 32-yarder by Felix Jones on consecutive plays. "I thought that we started playing football like we know how to play it," Nutt said. "We showed a lot of heart and a lot of character. I really thought this was our game."

Arkansas had trailed 31-10 late in the third quarter, but capitalized on a fumble and interception by Wilson. McFadden rushed for two fourth-quarter touchdowns, and finished with 195 yards on 33 carries.

Alabama countered McFadden with Wilson's passing. He completed 24-of-45 passes for career highs of 327 yards and four touchdowns, but was intercepted twice. Caddell had nine catches for 91 yards and DJ Hall gained a career-high 172 yards on six receptions. Hall passed Ozzie Newsome to become the Tide's all-time leading receiver with a 44-yarder on the Tide's first offensive play.

Terry Grant gained 96 yards on 20 carries for the Tide. Jones ran 16 times for 96 yards for the Razorbacks, who gained 301 yards rushing, mostly in the second half.



### SCORING SUMMARY

Arkansas	0	10	7	21	-	38
Alabama	21	0	10	10	-	41

### FIRST QUARTER

UA — DJ Hall 9-yard pass from John Parker Wilson (Leigh Tiffin kick), 8:35 left. Drive: 2 plays, 9 yards, 0:39 elapsed. Score: Alabama 7, Arkansas 0.

UA — Glen Coffee 14-yard run (Tiffin kick), 4:21 left. Drive: 6 plays, 74 yards, 1:44 elapsed. Score: Alabama 14, Arkansas 0.

UA — DJ Hall 35-yard pass from Wilson (Tiffin kick), 1:27 left. Drive: 4 plays, 80 yards, 1:08 elapsed. Score: Alabama 21, Arkansas 0.

### SECOND QUARTER

ARK — Crosby Tuck 40-yard pass from Casey Dick (Alex Tejada kick), 6:03 left. Drive: 6 plays, 84 yards, 2:07 elapsed. Score: Alabama 21, Arkansas 7.

ARK — Alex Tejada 22-yard field goal, 0:23 left. Drive: 10 plays, 51 yards, 2:33 elapsed. Score: Alabama 21, Arkansas 10.

### THIRD QUARTER

UA — Leigh Tiffin 24-yard field goal, 10:57 left. Drive: 5 plays, 41 yards, 1:30 elapsed. Score: Alabama 24, Arkansas 10.

UA — Nick Walker 2-yard pass from Wilson (Tiffin kick), 5:15 left.

Drive: 1 play, 2 yards, 0:06 elapsed. Score: Alabama 31, Arkansas 10.

ARK — Andrew Davie 2-yard pass from Dick (Tejada kick), 3:05 left. Drive: 5 plays, 61 yards, 2:10 elapsed. Score: Alabama 31, Arkansas 17.

### FOURTH QUARTER

ARK — Darren McFadden 1-yard run (Tejada kick), 14:56 left. Drive: 7 plays, 42 yards, 1:27 elapsed. Score: Alabama 31, Arkansas 24.

ARK — McFadden 5-yard run (Tejada kick), 12:05 left. Drive: 6 plays, 26 yards, 2:43 elapsed. Score: Alabama 31, Arkansas 31.

ARK — Peyton Hillis 7-yard pass from Dick (Tejada kick), 8:08 left. Drive: 6 plays, 64 yards, 2:22 elapsed. Score: Arkansas 38, Alabama 31.

UA — Leigh Tiffin 42-yard field goal, 4:20 left. Drive: 12 plays, 46 yards, 3:48 elapsed. Score: Arkansas 38, Alabama 34.

UA — Matt Caddell 4-yard pass from Wilson (Tiffin kick), 0:08 left. Drive: 9 plays, 73 yards, 2:05 elapsed. Score: Alabama 41, Arkansas 38.

ATTENDANCE — 92,138 (capacity: 92,138)

### TEAM STATISTICS

	UA	ARK
First Downs	24	22
Rushing	6	16
Passing	14	5
Penalty	4	1
Rushing Attempts	34	53
Yards Gained Rushing	154	312
Yards Lost Rushing	31	11
Net Yards Rushing	123	301
Net Yards Passing	327	149
Passes Attempted	45	25
Passes Completed	24	12
Interceptions Thrown	2	1
Total Offensive Plays	79	78
Total Net Yards	450	450

Average Gain Per Play	5.7	5.8
Fumbles: Number-Lost	2-1	2-2
Penalties: Number-Yards	7-63	7-81
Number of Punts-Yards	5-181	7-313
Average Yards Per Punt	36.2	44.7
Punt Returns: Number-Yards	6-79	2-6
Kickoff Returns: Number-Yards	4-83	5-105
Interceptions: Number-Yards	1-6	2-14
Fumble Returns: Number-Yards	0-0	0-0
Time of Possession	29:33	30:27
Third Down Conversions	7-16	7-16
Fourth Down Conversions	0-0	0-0
Sacks By: Number-Yards	0-0	2-20

### ALABAMA

RUSHING	Att.	Gain	Lost	Net	TD	LG
Terry Grant	20	105	9	96	0	39
Glen Coffee	7	34	0	34	1	14
Jimmy Johns	2	3	2	1	0	3
John Parker Wilson	5	12	20	-8	0	9

### PASSING

Att.	Comp.	Int.	Yards	TD	LG	
John Parker Wilson	45	24	2	327	4	44

### RECEIVING

No.	Yards	TD	LG	
Matt Caddell	9	1	19	
DJ Hall	6	1	44	
Mike McCoy	5	28	0	9
Keith Brown	2	18	0	9
Will Oakley	1	16	0	16
Nick Walker	1	2	1	2

### PUNTING

No.	Yards	Avg.	LG	I20	TB	
P.J. Fitzgerald	5	181	36.2	46	4	0

### PUNT RETURNS

No.	Yards	Avg.	LG	TD	
Javier Arenas	6	79	13.2	58	0

### KICKOFF RETURNS

No.	Yards	Avg.	LG	TD	
Jonathan Lowe	3	49	16.3	28	0
Javier Arenas	1	34	34.0	34	0

### INTERCEPTION RETURNS

No.	Yards	Avg.	LG	TD	
Darren Mustin	1	6	6.0	6	0

### FIELD GOALS

FG-FGA	Good	Missed	
Leigh Tiffin	2-3	24, 42	37

### KICKOFFS

No.	Yards	Avg.	TB	OB	
Leigh Tiffin	8	448	56.0	1	1

### ALL-PURPOSE

Rush	Rec.	KOR	PR	IR	TOTAL	
DJ Hall	0	172	0	0	172	
Javier Arenas	0	0	34	79	0	113
Terry Grant	96	0	0	0	96	
Matt Caddell	0	91	0	0	91	

### FUMBLES

No.	Lost	
Javier Arenas	1	0
John Parker Wilson	1	1

### DEFENSIVE LEADERS

**Tackles** — Keith Saunders (LB) 10; Ezekial Knight (LB) 9; Rashad Johnson (DB) 8; Rolando McClain (DB) 8; Simeon Castille (DB) 7; Marcus Carter (DB) 6; Wallace Gilberry (DL) 6.

### Sacks (0-0) — None.

**Tackles For Loss (7-10)** — Marcus Carter (DB) 1.5-3; Wallace Gilberry (DL) 1.5-3; Ezekial Knight (LB) 1.5-1; Darren Mustin (LB) 1-2; Lorenzo Washington (DL) 0.5-1; Bobby Greenwood (DL) 0.5-0; Demarcus Waldrop (LB) 0.5-0.

**Passes Broken Up (4)** — Ezekial Knight (LB) 1; Wallace Gilberry (DL) 1; Simeon Castille (DB) 1; Lionel Mitchell (DB) 1.

### ARKANSAS

RUSHING	Att.	Gain	Lost	Net	TD	LG
Darren McFadden	33	195	0	195	2	23
Felix Jones	16	106	10	96	0	36
Michael Smith	3	9	1	8	0	5
Peyton Hillis	1	2	0	2	0	2

### PASSING

Att.	Comp.	Int.	Yards	TD	LG	
Casey Dick	23	11	1	145	3	40
Robert Johnson	1	1	0	4	0	4
Darren McFadden	0	1	0	0	0	-

### RECEIVING

No.	Yards	TD	LG	
London Crawford	3	47	0	22
Peyton Hillis	3	34	1	21
Darren McFadden	3	16	0	9
Crosby Tuck	1	40	1	40
Robert Johnson	1	10	0	10
Andrew Davie	1	2	1	2

### PUNTING

No.	Yards	Avg.	LG	I20	TB	
Jeremy Davis	7	313	44.7	54	0	1

### PUNT RETURNS

No.	Yards	Avg.	LG	TD	
Reggie Fish	2	6	3.0	5	0

### KICKOFF RETURNS

No.	Yards	Avg.	LG	TD	
Felix Jones	3	56	18.7	23	0
Darren McFadden	2	49	24.5	27	0

### INTERCEPTION RETURNS

No.	Yards	Avg.	LG	TD	
Mattered Richardson	1	9	9.0	9	0
Jerrell Norton	1	5	5.0	5	0

### FIELD GOALS

FG-FGA	Good	Missed	
Alex Tejada	1-1	22	-

### KICKOFFS

No.	Yards	Avg.	TB	OB	
Brian Vavra	7	355	50.7	0	0

### ALL-PURPOSE

Rush.	Rec.	KOR	PR	IR	Total	
Darren McFadden	195	16	49	0	0	260
Felix Jones	96	0	56	0	0	152
London Crawford	0	47	0	0	0	47
Crosby Tuck	0	40	0	0	0	40

### FUMBLES

No.	Lost	
London Crawford	1	1
Darren McFadden	1	1

### DEFENSIVE LEADERS

**Tackles** — Michael Grant (DB) 9; Matt Hewitt (DB) 8; Freddie Fairchild (LB) 7; Jerrell Norton (DB) 6; Mattered Richardson (DB) 6.

**Tackles For Loss (8-31)** — Ernest Mitchell (DL) 2.5-15; Malcolm Sheppard (DL) 2-3; Matt Hewitt (DB) 1.5-8; Ryan Powers (LB) 1-1; Mattered Richardson (DB) 0.5-2; Antwain Robinson (DL) 0.5-2.

### Passes Broken Up (3)

— Jerrell Norton (DB) 2; Michael Grant (DB) 1.

# Alabama Football

## vs. Georgia

(22) Georgia 26, (16) Alabama 23 (OTL)  
 September 22, 2007  
 Bryant-Denny Stadium • Tuscaloosa, Ala.

**TIDE FACT:** John Parker Wilson had two rushing touchdowns against Georgia.

TUSCALOOSA – For the second consecutive game, Alabama came up with a clutch defensive stand and a last-minute drive led by John Parker Wilson in a dramatic fourth quarter comeback. But this time, a 10-point last-minute explosion wasn't enough to earn a victory as Georgia (3-1 overall, 1-1 in the Southeastern Conference) knocked off the Crimson Tide, 26-23, in overtime before a sellout crowd at Bryant-Denny Stadium and an ESPN national television audience.

Georgia quarterback Matthew Stafford hit receiver Mikey Henderson with a 25-yard pass for a touchdown in the first overtime period to give the Bulldogs the victory. Georgia's winning play, on its first offensive snap of the overtime period, erased a 23-20 Alabama lead that capped a Crimson Tide comeback that erased a 10-point Georgia lead.

Georgia took a 20-10 lead with 12:23 left in the fourth quarter on a 47-yard field goal by Brandon Coutu before the Tide offense awoke. Alabama (3-1 overall, 2-1 in the SEC) responded with a 61-yard, 13-play drive to a 22-yard Leigh Tiffin field goal to draw within 20-13 with 6:30 remaining. After the Tide defense forced a Georgia punt, the Tide took over at its own 12-yard line with 4:44 to go. Alabama marched 88 yards in 10 plays to score on a six-yard scramble by quarterback John Parker Wilson with 1:09 remaining. Tiffin's conversion kick tied the game at 20-20. Georgia drove to a 48-yard field attempt by Coutu on the final play of regulation, but the kick missed wide to force overtime.

"I think the biggest difference in the game was time of possession and their ability to keep the ball," Tide coach Nick Saban said. "It was really a problem in the first half."

Georgia won the overtime coin toss and chose to play defense first. After Alabama could not mount a drive, Tiffin entered and kicked a 42-yard field goal to give the Tide a 23-20 lead. On the next play, Georgia ended the game in the southeast corner of Bryant-Denny Stadium. After faking a handoff, Stafford lofted a pass to the end zone for Henderson, who made an over-the-shoulder catch for his first career touchdown and ended the Tide's hopes of a second straight dramatic victory.

Stafford completed 19-of-35 passes for 224 yards and two touchdowns but was intercepted twice. He was excellent on third downs, helping Georgia convert 9-for-19 and keep the ball nearly nine minutes longer than Alabama. After falling behind the Bulldogs, 10-0, Alabama got a 40-yard field goal by Tiffin as the clock expired at halftime to cut the lead to seven. After a Rashad Johnson interception and a 30-yard run from Terry Grant, Wilson sneaked for a one-yard touchdown to tie the game at 10.

A touchdown and a field goal from Georgia gave the Bulldogs a 20-10 lead with just over 12 minutes left in the game. The Tide started its late comeback with Tiffin's 22-yard field goal on a drive kept alive by a pass interference call on fourth-and-7. Alabama held Georgia without a first down and got the ball back at its own 12 with 4:44 left. Wilson hit Keith Brown down the left sideline for a 43-yard gain after Brown broke free from cornerback Bryan Evans, moving into Georgia territory. Roy Upchurch's tackle-breaking 10-yard run up the middle gave Alabama first-and-goal from the 6. Then Wilson dropped backed before quickly darting into an open lane and zigzagging into the end zone with 1:09 left. Wilson threw for 185 yards, completing 17-of-35 passes. Glen Coffee and Terry Grant combined for 142 yards rushing for Alabama.

Georgia nearly earned the win in regulation time. Stafford moved the ball downfield in the final 1:09 despite having only one time out to work with, but Brandon Coutu's 47-yard field goal attempt went wide left as time ran out. The Tide started overtime with the ball but failed to gain a yard and Tiffin put Alabama ahead with a 42-yard field goal.

"You can't execute the way we did in the first half and do some of the things that we did out there and have a chance to be successful against a team like that," Saban said. "We put ourselves in a hole and were unable to overcome it."

### SCORING SUMMARY

Georgia	7	3	7	7	6	26
Alabama	0	3	7	10	3	23

### FIRST QUARTER

GA – Thomas Brown 10-yard pass from Matthew Stafford (Brandon Coutu kick), 9:30 left. Drive: 10 plays, 70 yards, 5:30 elapsed. Score: Georgia 7, Alabama 0.

### SECOND QUARTER

GA – Brandon Coutu 45-yard field goal, 6:21 left. Drive: 10 plays, 42 yards, 4:30 elapsed. Score: Georgia 10, Alabama 0.

UA – Leigh Tiffin 40-yard field goal, 0:00 left. Drive: 7 plays, 46 yards, 0:44 elapsed. Score: Georgia 10, Alabama 3.

### THIRD QUARTER

UA – John Parker Wilson 1-yard run (Leigh Tiffin kick), 10:15 left. Drive: 3 plays, 37 yards, 0:48 elapsed. Score: Georgia 10, Alabama 10.

GA – Knowshon Moreno 6-yard run (Coutu kick), 6:08 left. Drive: 9 plays, 73 yards, 4:07 elapsed. Score: Georgia 17, Alabama 10.

### FOURTH QUARTER

GA – Coutu 47-yard field goal, 12:23 left. Drive: 9 plays, 31 yards, 3:50 elapsed. Score: Georgia 20, Alabama 10.

UA – Tiffin 22-yard field goal, 6:30 left. Drive: 13 plays, 61 yards, 5:53 elapsed. Score: Georgia 20, Alabama 13.

UA – Wilson 6-yard run (Tiffin kick), 1:09 left. Drive: 10 plays, 88 yards, 3:35 elapsed. Score: Georgia 20, Alabama 20.

### OVERTIME

UA – Tiffin 42-yard field goal. Drive: 4 plays, 0 yards. Score: Alabama 23, Georgia 20.

GA – Mikey Henderson 25-yard pass from Matthew Stafford (no kick). Drive: 1 play, 25 yards. Score: Georgia 26, Alabama 23.

ATTENDANCE – 92,138 (capacity: 92,138)

### TEAM STATISTICS

First Downs	UA	UGA
Rushing	18	20
Passing	9	6
Penalty	7	13
Rushing Attempts	2	1
Yards Gained Rushing	35	40
Yards Lost Rushing	176	165
Net Yards Rushing	12	12
Net Yards Passing	164	153
Passes Attempted	185	224
Passes Completed	35	36
Interceptions Thrown	17	19
Total Offensive Plays	0	2
Total Net Yards	70	76
Average Gain Per Play	349	377
Fumbles: Number-Lost	5.0	5.0
Penalties: Number-Yards	1-1	0-0
Number of Punts-Yards	4-39	9-71
Average Yards Per Punt	7-270	5-194
Punt Returns: Number-Yards	38.6	38.8
Kickoff Returns: Number-Yards	1-9	3-39
Interceptions: Number-Yards	5-80	4-84
Fumble Returns: Number-Yards	2-33	0-0
	0-0	0-0

### Time of Possession

Third Down Conversions	25:38	34:22
Fourth Down Conversions	3-15	9-19
Sacks By: Number-Yards	0-1	1-1
	0-0	1-3

### ALABAMA

RUSHING	Att.	Gain	Lost	Net	TD	LG
Terry Grant	11	83	3	80	0	30
Glen Coffee	16	63	1	62	0	13
Roy Upchurch	2	19	0	19	0	10
John Parker Wilson	6	11	8	3	2	6

PASSING	Att.	Comp.	Int.	Yards	TD	LG
John Parker Wilson	35	17	0	185	0	43

RECEIVING	No.	Yards	TD	LG
Mike McCoy	6	47	0	14
Keith Brown	3	73	0	43
DJ Hall	3	46	0	21
Terry Grant	3	9	0	8
Nick Walker	1	5	0	5
Matt Caddell	1	5	0	5

PUNTING	No.	Yards	Avg.	LG	I20	TB
P.J. Fitzgerald	7	270	38.6	46	2	1

PUNT RETURNS	No.	Yards	Avg.	LG	TD
Javier Arenas	1	9	9.0	9	0

KICKOFF RETURNS	No.	Yards	Avg.	LG	TD
Jonathan Lowe	3	48	16.0	16	0
Javier Arenas	2	32	16.0	16	0

INTERCEPTION RETURNS	No.	Yards	Avg.	LG	TD
Rashad Johnson	1	26	26.0	26	0
Lionel Mitchell	1	7	7.0	7	0

FIELD GOALS	FG-FGA	Good	Missed
Leigh Tiffin	3-3	40,22,42	--

KICKOFFS	No.	Yards	Avg.	TB	OB
Leigh Tiffin	4	235	58.8	0	0

ALL-PURPOSE	Rush	Rec.	KOR	PR	IR	TOTAL
Terry Grant	80	9	0	0	0	89
Keith Brown	0	73	0	0	0	73
Glen Coffee	62	0	0	0	0	62
Jonathan Lowe	0	0	48	0	0	48

FUMBLES	No.	Lost
Jonathan Lowe	1	1

DEFENSIVE LEADERS
<b>Tackles</b> – Prince Hall (LB) 12; Rolando McClain (LB) 11; Rashad Johnson (DB) 8; Simeon Castille (DB) 7; Wallace Gilberry (DL) 6; Lionel Mitchell (DB) 6.

Sacks (0-0) – None.
<b>Tackles For Loss (5-12)</b> – Rolando McClain (LB) 1-1; Rashad Johnson (DB) 1-1; Simeon Castille (DB) 1-1; Wallace Gilberry (DL) 1-4; Ezekial Knight (LB) 1-5.

Passes Broken Up (4) – Ezekial Knight (LB) 1; Simeon Castille (DB) 1; Rashad Johnson (DB) 1.
--

### GEORGIA

RUSHING	Att.	Gain	Lost	Net	TD	LG
Thomas Brown	20	84	10	74	0	16
Knowshon Moreno	17	76	2	74	1	19
Matthew Stafford	2	5	0	5	0	3
Barnnan Southerland	1	0	0	0	0	-

PASSING	Att.	Comp.	Int.	Yards	TD	LG
Matthew Stafford	35	19	2	224	2	33

RECEIVING	No.	Yards	TD	LG
Sean Bailey	5	74	0	33
Thomas Brown	5	39	1	12
Mikey Henderson	3	36	1	25
Mohamed Massaquoi	2	23	0	18
Kris Durham	1	19	0	19
Tripp Chandler	1	11	0	11

PUNTING	No.	Yards	Avg.	LG	I20	TB
Brian Mimbs	5	194	38.8	48	2	0

PUNT RETURNS	No.	Yards	Avg.	LG	TD
Mikey Henderson	3	39	13.0	22	0

KICKOFF RETURNS	No.	Yards	Avg.	LG	TD
Thomas Brown	3	68	22.7	25	0
Shaun Chapas	1	16	16.0	16	0

INTERCEPTION RETURNS	No.	Yards	Avg.	LG	TD
None					

FIELD GOALS	FG-FGA	Good	Missed
Brandon Coutu	2-4	45, 47	50, 47

KICKOFFS	No.	Yards	Avg.	TB	OB
Brandon Coutu	5	298	59.6	0	0

ALL-PURPOSE	Rush.	Rec.	KOR	PR	IR	Total
Thomas Brown	74	39	68	0	0	181
K. Moreno	74	22	0	0	0	96
Mike Henderson	0	36	0	39	0	75
Sean Bailey	0	74	0	0	0	74

FUMBLES	No.	Lost
None		

DEFENSIVE LEADERS
<b>Tackles</b> – Asher Allen (DB) 11; Dannell Ellerbe (LB) 8; Marcus Washington (LB) 8; Kelin Johnson (DB) 5.

Tackles For Loss (4-9) – Marcus Washington (LB) 1-3; Geno Atkins (DL) 1-2; Thomas Flowers (DB) 1-1; Asher Allen (DB) 0.5-2; Jeff Owens (DL) 0.5-1.
--

Passes Broken Up (5) – Prince Miller (DB) 2; Asher Allen (DB) 1; Marcus Howard (DL) 1; Reshad Jones (DB) 1.
---

# Alabama Football

## vs. Florida State

Florida State 21, Alabama 14  
 September 29, 2007  
 Jacksonville (Fla.) Municipal Stadium

**TIDE FACT:** Alabama and Florida State met for the first time since Oct. 12, 1974.

JACKSONVILLE, Fla. — The Alabama defense held the Florida State offense in check for most of Saturday's game in Jacksonville, but the Seminoles put up 21 second-half points to defeat the Crimson Tide, 21-14, before a record crowd at Jacksonville Municipal Stadium.

Alabama managed 329 total yards in the game, including 181 yards in the game's final eight minutes with junior quarterback John Parker Wilson setting career single-game highs for completions (28) and attempts (53) in the loss. On the ground, freshman Terry Grant again led the Tide with a season-low 36 yards on nine carries. Senior DJ Hall caught a game-high seven passes for 83 yards and a score for Alabama.

After a scoreless first half, the Seminoles managed touchdown-scoring drives of 67, 5 and 70 yards. Quarterback Xavier Lee, in relief of starter Drew Weatherford, was 12-of-19 for 224 yards and two touchdowns. After Alabama drew within 14-7 with 5:04 left in the fourth quarter, Lee hit De'Cody Fagg for a 70-yard pass to clinch the game for FSU. Alabama drove 60 yards in 8 plays to pull within 21-14 with 1:06 left, but the onside kick recovery by the Tide was disallowed as Alabama committed an illegal touching penalty on the play.

Lee, who entered the game in the second quarter, hit Fagg with a 7-yard pass for the game's first touchdown on the opening drive of the second half. The two then teamed up on a 70-yard TD pass with 4:46 left to give the Seminoles a 21-7 lead. That play came immediately after Alabama scored its first touchdown.

Lee completed 12 of 19 passes for 224 yards after making his first appearance of the year and ran for a game-high 59 yards in what began as a defensive struggle for both teams. Florida State (3-1) gave Bowden, who grew up in Birmingham, Ala., his 369th coaching win in his first game against Alabama. Bowden has three more coaching wins than Penn State's Joe Paterno.

"When it will be emotional is when I go home this summer up to Birmingham and we go out to Roebuck [golf course] and we tee that thing up on the first tee box and I say 'We whipped y'all,'" Bowden said.

Antone Smith scored on a 5-yard run to give Florida State a 14-0 lead early in the fourth quarter. Smith's touchdown, which came one play after Letroy Guion recovered a fumble by Alabama's John Parker Wilson, gave Florida State a 14-0 lead with 9:03 left. Wilson lost the ball as he was being sacked by Florida State's Everette Brown. Alabama (3-2) cut the lead to 14-7 with 5:04 left on DJ Hall's leaping grab in the back of the end zone on a pass from Wilson, who added a 17-yard TD pass to Keith Brown with 1:06 left.

Wilson completed 28 of 53 passes for 240 yards with Hall catching seven for 83 yards. Alabama's leading rusher, Terry Grant, was held to just 36 of the team's 89 rushing yards. "The only thing that we had was underneath," said Wilson, who was sacked three times and had little time to throw deep. Alabama had 78 total yards and three first downs in a scoreless first half while Florida State was only managed five first downs and 89 total yards.

Florida State's two tallest receivers, 6-foot-6 Greg Carr and 6-3 Fagg, combined to catch nine passes for 202 yards. Carr had five catches for 107 yards and Fagg had 95 yards on four catches. It was Florida State's first victory in four tries against Alabama in the first meeting between the schools since 1974. The 85,412 fans at the game were the most to see a game in Jacksonville, exceeding attendance at the 2004 Super Bowl game or any of the annual Georgia-Florida rivalry games.

### SCORING SUMMARY

Alabama	0	0	0	14	14
Florida State	0	0	7	14	21

### FIRST QUARTER

No Scoring

### SECOND QUARTER

No Scoring

### THIRD QUARTER

FSU — De'Cody Fagg 7-yard pass from Xavier Lee (Gary Cismesia kick), 10:50 left.

Drive: 8 plays, 67 yards, 4:03 elapsed. Score: FSU 7, Alabama 0

### FOURTH QUARTER

FSU — Antone Smith 5-yard run (Cismesia kick), 9:03 left

Drive: 1 play, 5 yards, 0:06 elapsed. Score: FSU 14, Alabama 0

UA — DJ Hall 7-yard pass from John Parker Wilson (Leigh Tiffin kick), 5:04 left. Drive: 13 plays, 91 yards, 3:53 left.

Score: FSU 14, Alabama 7

FSU — Fagg 70-yard pass from Lee (Cismesia kick), 4:46 left

Drive: 1 play, 70 yards, 0:13 elapsed. Score: FSU 21, Alabama 7

UA — Keith Brown 17-yard pass from Wilson (Tiffin kick), 1:06 left.

Drive: 8 plays, 60 yards, 0:59 elapsed.

**ATTENDANCE** — 85,412 (capacity: 76,000)

### TEAM STATISTICS

	UA	FSU
First Downs	19	15
Rushing	9	9
Passing	10	6
Penalty	0	0
Rushing Attempts	27	35
Yards Gained Rushing	110	100
Yards Lost Rushing	21	18
Net Yards Rushing	89	82
Net Yards Passing	240	266
Passes Attempted	53	30
Passes Completed	28	19
Interceptions Thrown	0	1
Total Offensive Plays	80	65
Total Net Yards	329	348
Average Gain Per Play	4.1	5.4
Fumbles: Number-Lost	2-1	0-0
Penalties: Number-Yards	4-20	9-54
Number of Punts-Yards	10-369	8-301
Average Yards Per Punt	36.9	37.6
Punt Returns: Number-Yards	0-0	2-9
Kickoff Returns: Number-Yards	1-9	2-35
Interceptions: Number-Yards	1-10	0-0
Fumble Returns: Number-Yards	0-0	0-0
Time of Possession	28:58	31:02
Third Down Conversions	6-20	6-16
Fourth Down Conversions	2-3	1-1
Sacks By: Number-Yards	1-6	3-16

### ALABAMA

RUSHING	Att.	Gain	Lost	Net	TD	LG
Terry Grant	9	39	3	36	0	13
Glen Coffee	5	31	0	31	0	11
John Parker Wilson	10	37	16	21	0	18
Roy Upchurch	3	3	2	1	0	3
PASSING	Att.	Comp.	Int.	Yards	TD	LG
John Parker Wilson	53	28	0	240	2	27
RECEIVING	No.	Yards	TD	LG		
DJ Hall	7	83	1	27		
Matt Caddell	5	41	0	25		
Terry Grant	3	38	0	27		
Keith Brown	3	34	1	17		
Glen Coffee	3	21	0	8		
Mike McCoy	3	12	0	8		
Nick Walker	2	11	0	8		
Roy Upchurch	2	0	0	1		
PUNTING	No.	Yards	Avg.	LG	I20	TB
P.J. Fitzgerald	10	369	36.9	56	4	1
PUNT RETURNS	No.	Yards	Avg.	LG	TD	
None						
KICKOFF RETURNS	No.	Yards	Avg.	LG	TD	
Javier Arenas	1	9	9.0	9	0	
INTERCEPTION RETURNS	No.	Yards	Avg.	LG	TD	
Prince Hall	1	10	10.0	10	0	
FIELD GOALS	FG-FGA	Good	Missed			
None						
KICKOFFS	No.	Yards	Avg.	TB	OB	
Leigh Tiffin	2	112	56.0	0	0	
ALL-PURPOSE	Rush	Rec.	KOR	PR	IR	TOTAL
DJ Hall	0	83	0	0	0	83
Terry Grant	36	38	0	0	0	74
Glen Coffee	31	21	0	0	0	52
Matt Caddell	0	41	0	0	0	41
FUMBLES	No.	Lost				
John Parker Wilson	1	1				
Terry Grant	1	0				

### DEFENSIVE LEADERS

**Tackles** — Ezekial Knight (LB) 9; Rolando McClain (LB) 9; Wallace Gilberry (DL) 8; Kareem Jackson (DB) 8; Rashad Johnson (DB) 6.

**Sacks (1-6)** — Ezekial Knight (LB) 1-6.

**Tackles For Loss (6-13)** — Ezekial Knight (LB) 2-9; Rolando McClain (LB) 1-1; Kareem Jackson (DB) 1-1; Brian Motley (DL) 1-1; Darren Mustin (LB) 0.5-1; Simeon Castille (DB) 0.5-0.

**Passes Broken Up (2)** — Ali Sharrief (DB) 1; Marquis Johnson (DB) 1.

### FLORIDA STATE

RUSHING	Att.	Gain	Lost	Net	TD	LG
Xavier Lee	11	62	3	59	0	13
Antone Smith	12	20	5	15	1	5
Preston Parker	2	9	0	9	0	8
Sedrick Holloway	1	5	0	5	0	5
Greg Carr	1	2	0	2	0	2
Jamaal Edwards	4	2	0	2	0	1
D.Vontrey Richardson	1	0	1	-1	0	-1
Drew Weatherford	1	0	6	-6	0	-6
PASSING	Att.	Comp.	Int.	Yards	TD	LG
Xavier Lee	19	12	1	224	2	70
Drew Weatherford	11	7	0	42	0	9
RECEIVING	No.	Yards	TD	LG		
Greg Carr	5	107	0	58		
De'Cody Fagg	4	95	2	70		
Preston Parker	4	35	0	12		
Richard Goodman	2	10	0	8		
Antone Smith	2	10	0	5		
Caz Piurowski	1	8	0	8		
Jamaal Edwards	1	1	0	1		
PUNTING	No.	Yards	Avg.	LG	I20	TB
Graham Gano	6	226	37.7	54	3	1
Brent Moody	2	75	37.5	38	1	1
PUNT RETURNS	No.	Yards	Avg.	LG	TD	
Preston Parker	2	9	4.5	9	0	
KICKOFF RETURNS	No.	Yards	Avg.	LG	TD	
Michael Ray Garvin	1	23	23.0	23	0	
Preston Parker	1	12	12.0	12	0	
INTERCEPTION RETURNS	No.	Yards	Avg.	LG	TD	
None						
FIELD GOALS	FG-FGA	Good	Missed			
Gary Cismesia	0-1	-	46			
KICKOFFS	No.	Yards	Avg.	TB	OB	
Graham Gano	4	280	70.0	3	0	
ALL-PURPOSE	Rush.	Rec.	KOR	PR	IR	Total
Greg Carr	2	107	0	0	0	109
De'Cody Fagg	0	95	0	0	0	95
Preston Parker	9	35	12	9	0	65
Xavier Lee	59	0	0	0	0	59
FUMBLES	No.	Lost				
None						

### DEFENSIVE LEADERS

**Tackles** — Derek Nicholson (LB) 9; Roger Williams (DB) 7; Geno Hayes (LB) 7; Michael Ray Garvin (DB) 6; Darius McClure (DB) 5.

**Sacks (3-16)** — Everette Brown (2-11), Derek Nicholson (0.5-3), Andre Fluellen (0.5-2).

**Tackles For Loss (6-22)** — Everette Brown (DL) 2-11; Michael Ray Garvin (DB) 2-4; Letroy Guion (DL) 1-2; Derek Nicholson (LB) 0.5-3; Andre Fluellen (DL) 0.5-2.

**Passes Broken Up (4)** — Marcus Ball (LB) 2; Myron Rolle (DB) 1; Toddrick Verdell (LB) 1; Dekoda Watson (LB) 1.

# Alabama Football

## vs. Houston

Alabama 30, Houston 24  
 October 6, 2007  
 Bryant-Denny Stadium • Tuscaloosa, Ala.

**TIDE FACT:** DJ set the all-time record with his 153rd career reception in the win over Houston.

TUSCALOOSA — John Parker Wilson threw for two touchdowns and ran for a third, but it took a big defensive play by Simeon Castille for Alabama to put away Houston, 30-24, on the final play. Wilson threw a pair of 23-yard touchdown passes to Nikita Stover and Mike McCoy and scored on a 1-yard sneak to give Alabama (4-2) a 23-0 lead after one quarter.

Houston's nonorthodox no-huddle offense finally broke through, and the Cougars (2-3) found themselves with a chance to tie the game on the final play. Brandon Brinkley picked off Wilson and the Cougars drove to the Alabama 15 with 5 seconds remaining. Facing fourth-and-3, Case Keenum scrambled away from pressure and threw a rainbow into a crowd on the left side of the end zone. Castille came down with the ball to preserve the win and was mobbed by teammates.

Glen Coffee led Alabama with 122 yards and a touchdown on 30 carries. D.J. Hall caught three passes for 19 yards to become Alabama's all-time receptions leader with 153, breaking the old mark set by Freddie Milons.

Houston made it a game despite early breakdowns on defense. Alabama did the bulk of its damage in the first quarter, orchestrating scoring drives of 80, 66 and 85 yards, with junior quarterback John Parker Wilson throwing a pair of 23-yard touchdown passes in the period and sneaking in a score from one yard out on the Tide's opening drive. After taking a 7-0 lead, senior Wallace Gilberry sacked Houston quarterback Blake Joseph in the end zone on the ensuing Cougar possession for a safety to extend the Alabama lead to nine.

Alabama had 201 total yards in the first quarter alone and allowed Houston only four, controlling the ball for more than 12 of the first 15 minutes and grinding out 124 rushing yards in the period for the early 23-point lead.

"Anytime someone runs an offense like [Houston's], you're going to have the opportunity to come back in games and you're never ahead far enough," Alabama head coach Nick Saban said.

After three weeks of the Alabama offense orchestrating late-game scoring drives to keep

the Tide in the game, this time it was the defense's turn to prevent Houston from doing the same thing. After a first-half touchdown, the Cougars added a field goal and two more TDs in the second half while holding the Alabama offense to only 74 second-half yards, drawing to within six with three minutes to go.

But the Alabama defense came up big on Houston's last two offensive drives, picking off a pair of Case Keenum passes — one in the end zone as time expired by Simeon Castille — to preserve the win. After coming into the game last in the SEC in sacks with five, Alabama doubled that total with five against the Cougars. After recording a pair of sacks, Gilberry led the Alabama defense with 11 tackles and 4.5 tackles for losses.

In his first career start for Alabama, sophomore Glen Coffee ran for 121 yards on 30 carries, with a four-yard touchdown in the second half to extend Alabama's lead to 30-10. Wilson finished the day 15-of-27 for 157 yards and two touchdowns. With three catches for 19 yards, Tide senior DJ Hall set the Alabama career receptions record, breaking Freddie Milons' record for career receptions, with 153. Coffee had six catches for 30 yards and junior tight end Nick Walker had two catches for 43 yards.

After spotting Alabama three touchdowns and giving up a safety, Houston got on the board when Blake Joseph threw a 68-yard touchdown pass to Donnie Avery. T.J. Lawrence added a 34-yard field goal.

Alabama built its lead to 30-10 on Coffee's run, which was set up by a fumbled punt, but things got tight for the Tide after that. Keenum scored on a 2-yard run to cap a 75-yard, 12-play drive early in the fourth quarter, and Anthony Aldridge caught a 30-yard touchdown pass from Keenum. The Cougars got the ball back on their own 39 with 2:56 remaining, but Castille's interception killed the comeback.

Houston averaged better than 33 points a game coming in, but it was allowing more than 30 points. The numbers wound up working in favor of Alabama, even though Houston outgained Alabama 404 yards to 347.



### SCORING SUMMARY

Houston	0	7	3	14	24
ALABAMA	23	0	7	0	30

### FIRST QUARTER

UA — John Parker Wilson 1-yard run (Leigh Tiffin kick), 10:21 left.  
 Drive: 13 plays, 80 yards, 4:39 elapsed. Score: Alabama 7, Houston 0.  
 UA — Team safety (Houston quarterback intentionally grounded ball on pass from end zone), 9:26 left. Score: Alabama 9, Houston 0.  
 UA — Nikita Stover 23-yard pass from Wilson (Tiffin kick), 4:23 left.  
 Drive: 10 plays, 66 yards, 5:03 elapsed. Score: Alabama 16, Houston 0.  
 UA — Mike McCoy 23-yard pass from Wilson (Tiffin kick), 0:00 left.  
 Drive: 6 plays, 85 yards, 2:27 elapsed. Score: Alabama 23, Houston 0.

### SECOND QUARTER

UH — Donnie Avery 68-yard pass from Blake Joseph (T.J. Lawrence kick), 1:38 left. Drive: 2 plays, 69 yards, 0:17 elapsed. Score: Alabama 23, Houston 7.

### THIRD QUARTER

UH — T.J. Lawrence 34-yard field goal, 4:47 left. Drive: 14 plays, 63 yards, 4:48 elapsed. Score: Alabama 23, Houston 10.  
 UA — Glen Coffee 4-yard run (Tiffin kick), 1:14 left. Drive: 6 plays, 43 yards, 2:00 elapsed. Score: Alabama 30, Houston 10.

### FOURTH QUARTER

UH — Case Keenum 2-yard run (Lawrence kick), 12:30 left. Drive: 11 plays, 75 yards, 3:44 elapsed. Score: Alabama 30, Houston 17.  
 UH — Anthony Aldridge 30-yard pass from Case Keenum (Lawrence kick), 7:06 left. Drive: 8 plays, 74 yards, 3:03 elapsed. Score: Alabama 30, Houston 24.

ATTENDANCE — 92,138 (capacity: 92,138)

### TEAM STATISTICS.

	UA	UH
First Downs	21	24
Rushing	10	12
Passing	8	8
Penalty	3	4
Rushing Attempts	46	38
Yards Gained Rushing	198	180
Yards Lost Rushing	8	37
Net Yards Rushing	190	143
Net Yards Passing	157	261
Passes Attempted	27	38
Passes Completed	15	21
Interceptions Thrown	1	2
Total Offensive Plays	73	76
Total Net Yards	347	404
Average Gain Per Play	4.8	5.3
Fumbles: Number-Lost	1-0	2-1
Penalties: Number-Yards	7-69	10-79
Number of Punts-Yards	7-280	4-167
Average Yards Per Punt	40.0	41.8
Punt Returns: Number-Yards	2-6	3-6
Kickoff Returns: Number-Yards	3-59	5-80
Interceptions: Number-Yards	2-28	1-1

### Fumble Returns: Number-Yards

	1-1	0-0
Time of Possession	30:29	29:31
Third Down Conversions	6-15	5-16
Fourth Down Conversions	1-1	2-4
Sacks By: Number-Yards	5-29	1-1

### ALABAMA

RUSHING	Att.	Gain	Lost	Net	TD	LG
Glen Coffee	30	122	1	121	1	9
Roy Upchurch	6	33	1	32	0	22
John Parker Wilson	7	26	1	25	1	10
Terry Grant	3	17	5	12	0	9
PASSING	Att.	Comp.	Int.	Yards	TD	LG
John Parker Wilson	27	15	1	157	2	27
RECEIVING	No.	Yards	TD	LG		
Glen Coffee	6	30	0	8		
DJ Hall	3	19	0	10		
Nick Walker	2	43	0	27		
Mike McCoy	1	23	1	23		
Nikita Stover	1	23	1	23		
Matt Caddell	1	13	0	13		
Terry Grant	1	6	0	6		
PUNTING	No.	Yards	Avg.	LG	I20	TB
P.J. Fitzgerald	7	280	40.0	46	0	1
PUNT RETURNS	No.	Yards	Avg.	LG	TD	
Javier Arenas	2	6	3.0	5	0	
KICKOFF RETURNS	No.	Yards	Avg.	LG	TD	
Jonathan Lowe	2	44	22.0	25	0	
Javier Arenas	1	15	15.0	15	0	
INTERCEPTION RETURNS	No.	Yards	Avg.	LG	TD	
Rashad Johnson	1	28	28.0	28	0	
Simeon Castille	1	0	0.0	0	0	

### FIELD GOALS

FG-FGA	Good	Missed				
None	--	--				
KICKOFFS	No.	Yards	Avg.	TB	OB	
Leigh Tiffin	5	316	63.2	0	0	
ALL-PURPOSE	Rush	Rec.	KOR	PR	IR	TOTAL
Glen Coffee	121	30	0	0	0	151
Jonathan Lowe	0	0	44	0	0	44
Nick Walker	0	43	0	0	0	43
Roy Upchurch	32	0	0	0	0	32

### FUMBLES

No.	Lost	
Terry Grant	1	0

### DEFENSIVE LEADERS

**Tackles** — Wallace Gilberry (DL) 11; Rashad Johnson (DB) 9; Kareem Jackson (DB) 8; Prince Hall (LB) 8; Simeon Castille (DB) 6; Marcus Carter (DB) 5; Ezekial Knight (LB) 5.  
**Sacks (5-29)** — Wallace Gilberry (DL) 2-4; Lorenzo Washington (DL) 1-12; Brandon Deaderick (DL) 1-7; Darren Mustin (LB) 1-6.  
**Tackles For Loss (8-37)** — Wallace Gilberry (DL) 4.5-12; Lorenzo Washington (DL) 1-12; Brandon Deaderick (DL) 1-7; Darren Mustin (LB) 1-6; Rolando McClain (LB) 0.5-0.  
**Passes Broken Up (3)** — Rashad Johnson (DB) 1; Prince Hall (LB) 1; Tyrone King (LB) 1.

### HOUSTON

RUSHING	Att.	Gain	Lost	Net	TD	LG
Anthony Aldridge	17	106	6	100	0	17
Case Keenum	10	40	6	34	1	16
Terrance Ganaway	4	25	0	25	0	17
Blake Joseph	7	9	25	16	0	9
PASSING	Att.	Comp.	Int.	Yards	TD	LG
Blake Joseph	20	9	0	125	1	68
Case Keenum	17	11	2	132	1	30
Anthony Aldridge	1	1	0	4	0	4
RECEIVING	No.	Yards	TD	LG		
Anthony Aldridge	7	94	1	30		
Jeron Harvey	6	53	0	13		
Donnie Avery	4	104	1	68		
Teric Williams	2	9	0	5		
Mark Hafner	1	2	0	2		
W. Scourten	1	-1	0	-1		
PUNTING	No.	Yards	Avg.	LG	I20	TB
Chase Turner	4	167	41.8	51	1	1
PUNT RETURNS	No.	Yards	Avg.	LG	TD	
Teric Williams	3	6	0	9	0	
KICKOFF RETURNS	No.	Yards	Avg.	LG	TD	
Donnie Avery	2	34	17.0	19	0	
Teric Williams	1	17	17.0	17	0	
Anthony Aldridge	1	17	17.0	17	0	
Chris Gilbert	1	12	12.0	12	0	
INTERCEPTION RETURNS	No.	Yards	Avg.	LG	TD	
B. Brinkley	1	0	0.0	0	0	
FIELD GOALS	FG-FGA	Good	Missed			
T.J. Lawrence	1-1	34	--			
KICKOFFS	No.	Yards	Avg.	TB	OB	
T.J. Lawrence	6	411	68.5	3	0	
ALL-PURPOSE	Rush.	Rec.	KOR	PR	IR	Total
Anthony Aldridge	100	94	17	0	0	211
Donnie Avery	0	104	34	0	0	138
Jeron Harvey	0	53	0	0	0	53
case Keenum	34	0	0	0	0	34
FUMBLES	No.	Lost				
Teric Williams	1	1				
Blake Joseph	1	0				

### DEFENSIVE LEADERS

**Tackles** — Rocky Schwartz (LB) 13; Tate Stewart (DL) 9; Phillip Hunt (DL) 7; Cody Lubojasky (LB) 6; Ernest Miller (DB) 6.  
**Tackles For Loss (6-10)** — Rocky Schwartz (LB) 1-1; Rodney Rideau (LB) 1-1; James Francis (LB) 1-1; Shomari Williams (LB) 1-1; Brendan Pahulu (LB) 0.5-3; Harry Simon (DB) 0.5-2; Trent Allen (LB) 0.5-1; Chris Pilot (LB) 0.5-0.  
**Passes Broken Up (2)** — Rocky Schwartz (LB) 1; Tate Stewart (DL) 1.

# Alabama Football

## vs. Ole Miss

Alabama 27, Ole Miss 24  
 October 14, 2007  
 Vaught-Hemingway Stadium • Oxford

**TIDE FACT:** The last three Alabama-Ole Miss games have been decided by nine total points.

Oxford, Miss. — Alabama scored 10 fourth-quarter points at Ole Miss, erasing a seven-point deficit to earn a comeback win over the Rebels, 27-24 at Vaught-Hemingway Stadium. The win marked the first time since 1999 Alabama won a road game when trailing entering the fourth quarter. It was the fifth consecutive week Alabama's game was decided by a touchdown or less, with three of the five coming down to the final play.

"Obviously, I'm very pleased, happy and proud for our team and players," Alabama coach Nick Saban said. "They did a great job of competing today for 60 minutes. That is something that I wanted to create an identity with. We certainly did that today."

Alabama and Ole Miss changed leads six times in Saturday's contest, with the Rebels taking a 24-17 lead into the fourth quarter before a key 54-yard punt return by Alabama sophomore Javier Arenas set up a three-yard touchdown run from freshman Terry Grant to tie the game at 24 with 7:11 remaining. On Ole Miss' next drive, Tide junior Ezekial Knight stepped in front of a Seth Adams pass for the first interception of his career, returning it to the Ole Miss five-yard line to set up the go-ahead field goal by sophomore kicker Leigh Tiffin.

The 24-yard field goal put the Tide up 27-24 with just over five minutes to go. After an unsuccessful fake field goal by the Tide gave Ole Miss the ball at its own 14 with 4:09 to go, Adams led the Rebels into Alabama territory by completing passes of 21, 20 and 19 yards. But on fourth-and-22 with 14 seconds to go, an illegal touching penalty on Ole Miss negated what would have been a completion inside the Alabama five-yard line, giving the Tide the ball back to run out the clock and seal the win.

"I called the timeout to get the review," Saban said. "They said that they were reviewing it anyway, and I told them I wanted a timeout to get a better look at it anyway. I saw the player go out of bounds."


Through the air, junior quarterback John Parker Wilson was 26-of-40 for 265 yards with one interception and a rushing touchdown for the Tide while senior DJ Hall caught 11 passes for 140 yards, tying a career high for receptions, and junior Matt Caddell had seven catches for 49 yards. On the ground, Grant had 16 rushes for 62 yards and a touchdown and sophomore Glen Coffee had 12 runs for 41 yards and a score. Grant's fourth-quarter score tied him with former Alabama tailback Shaun Alexander for touchdown runs by a freshman, with six.

Alabama took the game's opening drive to the Ole Miss 10, setting up a 27-yard field goal from Tiffin for a 3-0 lead. After an eight-yard touchdown pass from Adams to Dexter McCluster put Ole Miss up, 7-3, Alabama answered with a touchdown drive that ended with a one-yard sneak from Wilson to go up 10-7. An Ole Miss field goal tied the game at 10-10 before Coffee's three-yard touchdown run put Alabama up seven at the half.

Alabama picked off three Ole Miss passes in the game, with junior safety Rashad Johnson, senior cornerback Simeon Castille and Knight picking off Adams. Johnson's third-quarter interception extended his team-leading total to four on the year. Johnson was Alabama's leading tackler on the day, with nine. Freshman Kareem Jackson also had nine, and senior Wallace Gilberry had three tackles for loss, two sacks and a pass breakup. Defensively, we didn't play as well in the first half as we needed to," Saban said. "In the second half, we got some stops, got some big plays and made some interceptions. Special teams did a fantastic job today, especially in the second half."

Ole Miss scored 14 unanswered points in the third quarter to reclaim the lead on a three-yard touchdown run by Adams, which tied the game at 17-17, and a 17-yard pass from Adams to Michael Hicks that was set up by a blocked Alabama punt. That gave the Rebels a seven-point lead going into the fourth quarter before Alabama began its comeback.

"On offense, we know that we can score as long as we execute our game plan," Hall said. "When they went ahead not a lot of our guys panicked. We stuck with it. We were just so anxious to get back on the field and get the ball again."



### SCORING SUMMARY

Alabama	3	14	0	10	-	27
Ole Miss	7	3	14	0	-	24

### FIRST QUARTER

UA — Leigh Tiffin 27-yard field goal, 8:25 left. Drive: 14 plays, 61 yards, 6:35 elapsed. Score: Alabama 2, Ole Miss 0.  
 UM — Dexter McCluster 8-yard pass from Seth Adams (Joshua Shene kick), 3:37 left. Drive: 9 plays, 80 yards, 4:48 elapsed. Score: Ole Miss 7, Alabama 3.

### SECOND QUARTER

UA — Glen Coffee 2-yard run (Leigh Tiffin kick), 12:47 left. Drive: 16 plays, 74 yards, 5:50 elapsed. Score: Alabama 10, Ole Miss 7.  
 UM — Joshua Shane 22-yard field goal, 6:23 left. Drive: 15 plays, 64 yards, 6:24 elapsed. Score: Alabama 10, Ole Miss 10.  
 UA — John Parker Wilson 1-yard run (Tiffin kick), 2:30 left. Drive: 9 plays, 70 yards, 3:53 elapsed. Score: Alabama 17, Ole Miss 10.

### THIRD QUARTER

UM — Seth Adams 3-yard run (Shene kick), 13:14 left. Drive: 4 plays, 69 yards, 1:46 elapsed. Score: Alabama 17, Ole Miss 17.  
 UM — Michael Hicks 17-yard pass from Seth Adams (Shene kick), 3 plays, 8 yards, 2:02 elapsed. Score: Ole Miss 24, Alabama 17.

### FOURTH QUARTER

UA — Terry Grant 3-yard run (Tiffin kick), 7:11 left. Drive: 4 plays, 21 yards, 1:45 elapsed. Score: Alabama 24, Ole Miss 24.  
 UA — Tiffin 24-yard field goal, 5:14 left. Drive: 4 plays, -2 yards, 1:34 elapsed. Score: Alabama 27, Ole Miss 24.

ATTENDANCE — 59,791 (capacity: 60,580)

### TEAM STATISTICS

	UA	UM
First Downs	27	19
Rushing	10	5
Passing	15	14
Penalty	2	0
Rushing Attempts	40	31
Yards Gained Rushing	156	162
Yards Lost Rushing	43	26
Net Yards Rushing	113	136
Net Yards Passing	265	284
Passes Attempted	40	40
Passes Completed	26	22
Interceptions Thrown	1	3
Total Offensive Plays	80	71
Total Net Yards	378	420
Average Gain Per Play	4.7	5.9
Fumbles: Number-Lost	2-1	0-0
Penalties: Number-Yards	3-19	6-47
Number of Punts-Yards	3-150	3-86
Average Yards Per Punt	28.7	50.0
Punt Returns: Number-Yards	2-71	2-15
Kickoff Returns: Number-Yards	5-98	5-102
Interceptions: Number-Yards	3-28	1-0
Fumble Returns: Number-Yards	0-0	1-0
Time of Possession	30:01	29:59

Third Down Conversions	9-16	4-12
Fourth Down Conversions	0-1	2-3
Sacks By: Number-Yards	4-21	4-24

### ALABAMA

RUSHING	Att.	Gain	Lost	Net	TD	LG
Terry Grant	16	69	7	62	1	22
Glen Coffee	12	47	6	41	1	9
Roy Upchurch	5	39	0	39	0	16
Team	1	0	1	-1	0	--
P.J. Fitzgerald	1	0	5	-5	0	--
John Parker Wilson	5	1	24	-23	1	1

PASSING	Att.	Comp.	Int.	Yards	TD	LG
John Parker Wilson	40	26	1	265	0	26

RECEIVING	No.	Yards	TD	LG
DJ Hall	11	140	0	36
Matt Caddell	7	49	0	10
Glen Coffee	2	21	0	12
Travis McCall	1	16	0	16
Keith Brown	1	15	0	15
Nikita Stover	1	9	0	9
Nick Walker	1	7	0	7
Mike McCoy	1	6	0	6
Roy Upchurch	1	2	0	2

PUNTING	No.	Yards	Avg.	LG	I20	TB
P.J. Fitzgerald	2	86	43.0	47	1	0
Team	1	0	0.0	0	0	0

PUNT RETURNS	No.	Yards	Avg.	LG	TD
Javier Arenas	4	93	23.3	35	0

KICKOFF RETURNS	No.	Yards	Avg.	LG	TD
Javier Arenas	4	93	23.3	35	0
Jimmy Johns	1	5	5.0	5	0

INTERCEPTION RETURNS	No.	Yards	Avg.	LG	TD
Ezekial Knight	1	28	28.0	28	0
Simeon Castille	1	0	0.0	0	0
Rashad Johnson	1	0	0.0	0	0

FIELD GOALS	FG-FGA	Good	Missed
Leigh Tiffin	2-3	27, 24	35

KICKOFFS	No.	Yards	Avg.	TB	OB
Leigh Tiffin	6	393	65.5	1	0

ALL-PURPOSE	Rush	Rec.	KOR	PR	IR	TOTAL
Javier Arenas	0	0	93	71	0	164
DJ Hall	0	140	0	0	0	140
Terry Grant	62	0	0	0	0	62

FUMBLES	No.	Lost
Glen Coffee	2	1

### DEFENSIVE LEADERS

**Tackles** — Kareem Jackson (DB) 9; Rashad Johnson (DB) 9; Darren Mustin (LB) 7; Simeon Castille (DB) 7; Prince Hall (LB) 7; Marcus Carter (DB) 6; Wallace Gilberry (DL) 5; Ezekial Knight (LB) 4.  
**Sacks (4-21)** — Wallace Gilberry (DL) 2-9; Brandon Deaderick (DL) 1-11; Rashad Johnson (DB) 1-1.  
**Tackles For Loss (7-27)** — Wallace Gilberry (DL) 3-11; Brandon Deaderick (DL) 1-11; Ezekial Knight (LB) 1-3; Rashad Johnson (DB) 1-1; Simeon Castille (DB) 1-1.  
**Passes Broken Up (4)** — Simeon Castille (DB) 2; Kareem Jackson (DB) 1; Wallace Gilberry (DL) 1.

OLE MISS	Att.	Gain	Lost	Net	TD	LG
<b>RUSHING</b>						
B. Green-Ellis	20	136	5	131	0	57
Bruce Hall	4	16	0	16	0	8
Seth Adams	7	10	21	-11	1	4
<b>PASSING</b>	<b>Att.</b>	<b>Comp.</b>	<b>Int.</b>	<b>Yards</b>	<b>TD</b>	<b>LG</b>
Seth Adams	40	22	3	284	2	42
<b>RECEIVING</b>	<b>No.</b>	<b>Yards</b>	<b>TD</b>	<b>LG</b>		
Dexter McCluster	7	75	1	19		
Shay Hodge	3	51	0	35		
Bruce Hall	3	23	0	14		
Robert Hough	3	19	0	15		
Mike Wallace	2	63	0	42		
Michael Hicks	2	38	1	21		
Jason Cook	1	16	0	16		
Marshay Green	1	-1	0	-1		
<b>PUNTING</b>	<b>No.</b>	<b>Yards</b>	<b>Avg.</b>	<b>LG</b>	<b>I20</b>	<b>TB</b>
Justin Sparks	3	150	50.0	53	0	1
<b>PUNT RETURNS</b>	<b>No.</b>	<b>Yards</b>	<b>Avg.</b>	<b>LG</b>	<b>TD</b>	
Dustin Mouzon	1	23	23.0	23	0	
Marshay Green	1	-8	-8.0	-	0	
<b>KICKOFF RETURNS</b>	<b>No.</b>	<b>Yards</b>	<b>Avg.</b>	<b>LG</b>	<b>TD</b>	
Mike Wallace	4	87	21.8	29	0	
Marshay Green	1	15	15.0	15	0	
<b>INTERCEPTION RETURNS</b>	<b>No.</b>	<b>Yards</b>	<b>Avg.</b>	<b>LG</b>	<b>TD</b>	
Ashlee Palmer	1	0	0.0	-	0	
<b>FIELD GOALS</b>	<b>FG-FGA</b>	<b>Good</b>	<b>Missed</b>			
Joshua Shene	1-2	22	35			
<b>KICKOFFS</b>	<b>No.</b>	<b>Yards</b>	<b>Avg.</b>	<b>TB</b>	<b>OB</b>	
Joshua Shene	5	269	53.8	0	0	
<b>ALL-PURPOSE</b>	<b>Rush.</b>	<b>Rec.</b>	<b>KOR</b>	<b>PR</b>	<b>IR</b>	<b>Total</b>
Mike Wallace	0	63	87	0	0	150
B. Green-Ellis	131	0	0	0	0	131
Dexter McCluster	0	75	0	0	0	75
<b>FUMBLES</b>	<b>No.</b>	<b>Lost</b>				
Hicks	1	0				

### DEFENSIVE LEADERS

**Tackles** — Greg Hardy (DL) 13; Brandon Thomas (LB) 11; Jamie Phillips (LB) 9; Ashlee Palmer (LB) 8; Kendrick Lewis (DB) 7; Johnny Brown (DB) 7; Cassius Vaughn (DB) 6; Peria Jerry (DL) 5.  
**Tackles For Loss (9-42)** — Greg Hardy (DL) 4.5-29; Peria Jerry (DL) 2-8; Brandon Thomas (LB) 1-1; Johnny Brown (DB) 1-1; Jeremy Garrett (DL) 1-1; Ashlee Palmer (LB) 0.5-2.  
**Passes Broken Up (3)** — Ashlee Palmer (LB) 2; Greg Hardy (DL) 1.



# Alabama Football

## vs. Tennessee

Alabama 41, (20) Tennessee 17  
 October 20, 2007  
 Bryant-Denny Stadium • Tuscaloosa, Ala.

**TIDE FACT:** Alabama's 41-17 win over Tennessee was its largest margin of victory against the Vols since a 56-28 win in 1986.

TUSCALOOSA — Junior quarterback John Parker Wilson threw for 363 yards and three touchdowns to lead Alabama to a 41-17 win over No. 20 Tennessee at Bryant-Denny Stadium. Wilson's 363 yards gave him his second 300-yard passing performance of the season, and for the sixth time this year senior receiver DJ Hall was his primary target. Hall caught 13 passes for 185 yards and two touchdowns in the game, setting the Alabama single-game record for catches.

"It feels good," Hall said. "It just shows the confidence [Wilson] has in me. He played great. Today's one of the best games I think he's ever had since I've been here. He spread it all around today. We clicked better than we have in the past."

The Alabama defense shut out the Tennessee offense in the second half, led in large part by freshman cornerback Kareem Jackson's two interceptions and two pass breakups in the Alabama secondary. The freshman had six tackles on the day including one for loss.

"The defense did a great job in the second half getting a couple of turnovers, getting a couple of key stops, not allowing them to get momentum to get back in the game," Alabama head coach Nick Saban said.

Alabama opened the game with an inside kick, recovering it at its own 45-yard line. The drive led to a 39-yard field goal from sophomore kicker Leigh Tiffin, his first of four on the day, to give the Tide an early 3-0 lead. After a Tennessee punt, Wilson led the Alabama offense down the field again, connecting with Hall for 42 yards and finding freshman tailback Terry Grant in the end zone for a four-yard score to extend the Tide's lead to 10-0.

Tennessee quarterback Erik Ainge then led the Volunteers on their only two touchdown-scoring drives of the day — a 71-yard drive that ended with a two-yard run from tailback Arian Foster, and a 68-yard drive that was capped by a three-yard pass from Ainge to Luke Stocker. Alabama closed the first half with a pair of touchdown catches from Hall — one a 16-yarder that capped an 86-yard drive, another a two-yarder that capped a 75-yard drive to give Alabama 24 first-half points.

"We were able to throw a lot of out-routes today on play-action when they gave them to us," Saban said. "You've still got to throw and catch it and those guys are doing a great job of doing it. DJ's

having a fantastic year for us."

Alabama opened the second half with a pair of field goals before Grant added an eight-yard touchdown in the start of the fourth quarter. The two-point conversion, which was caught by Hall, made it 38-17 before a Tiffin field goal with less than five minutes left in the game gave Alabama the 24-point win, the largest margin of victory in the series since 1995.

"I'm really pleased and happy for our players," Saban said. "I don't think I've ever seen them any happier than what they were today. I'm really pleased and happy for our fans and our coaching staff. They've worked hard and when you really put everything in something like our players did in this game and go out and play a complete game. We'll have a chance to be successful, and the players did an outstanding job of that today."

While Hall had the big day in the Alabama receiving corps, senior Matt Caddell had four catches for 58 yards, tight end Travis McCall had three for 21 yards and Grant had six for 31 yards and a score. On the ground, Grant had 26 carries for 104 yards and a touchdown. The score was Grant's seventh of the year, breaking former Alabama tailback Shaun Alexander's previous freshman touchdown record of six.

"We had to have everybody focused on one play, doing their job, doing their assignment, and that's what we came out and did," Caddell said. "We just had great focus and great mental intensity."

### SCORING SUMMARY

Tennessee	7	10	0	0	-	17
Alabama	10	14	6	11	-	41

### FIRST QUARTER

UA — Leigh Tiffin 39-yard field goal, 13:05 left. Drive: 7 plays, 35 yards, 1:55 elapsed. Score: Alabama 3, Tennessee 0  
 UA — Terry Grant 3-yard pass from John Parker Wilson (Tiffin kick), 6:59 left. Drive: 9 plays, 84 yards, 3:43 elapsed. Score: Alabama 10, Tennessee 0  
 UT — Arian Foster 2-yard run (Daniel Lincoln kick), 4:43 left. Drive: 7 plays, 72 yards, 2:16 elapsed. Score: Alabama 10, Tennessee 7

### SECOND QUARTER

UT — Luke Stocker 3-yard pass from Erik Ainge (Lincoln kick), 14:56 left. Drive: 8 plays, 68 yards, 3:38 elapsed. Score: Tennessee 14, Alabama 10.  
 UA — DJ Hall 16-yard pass from Wilson (Tiffin kick), 11:16 left. Drive: 11 plays, 86 yards, 3:40 elapsed.  
 UA — Hall 2-yard pass from Wilson (Tiffin kick), 0:12 left. Drive: 16 plays, 75 yards, 7:14 elapsed.  
 UT — Lincoln 45-yard field goal, 0:00 left. Drive: 2 plays, 27 yards, 0:12 elapsed.

### THIRD QUARTER

UA — Tiffin 20-yard field goal, 6:57 left. Drive: 10 plays, 58 yards, 4:47 elapsed.  
 UA — Tiffin 42-yard field goal, 2:12 left. Drive: 7 plays, 56 yards, 2:21 elapsed.

### FOURTH QUARTER

UA — Grant 8-yard run (Hall pass from Wilson), 10:59 left. Drive: 10 plays, 82 yards, 5:03 left.  
 UA — Tiffin 44-yard field goal, 4:55 left. Drive: 7 plays, 25 yards, 3:18 left.

ATTENDANCE — 92,138 (capacity: 92,138)

### TEAM STATISTICS

First Downs	UA 27	UT 19
Rushing	UA 6	UT 5
Passing	UA 15	UT 12
Penalty	UA 6	UT 2
Rushing Attempts	UA 38	UT 19
Yards Gained Rushing	UA 155	UT 103
Yards Lost Rushing	UA 8	UT 0
Net Yards Rushing	UA 147	UT 103
Net Yards Passing	UA 363	UT 259
Passes Attempted	UA 46	UT 38
Passes Completed	UA 32	UT 23
Interceptions Thrown	UA 0	UT 2
Total Offensive Plays	UA 84	UT 57
Total Net Yards	UA 510	UT 362
Average Gain Per Play	UA 6.1	UT 6.4
Fumbles: Number-Lost	UA 1-0	UT 0-0
Penalties: Number-Yards	UA 8-66	UT 11-81

Number of Punts-Yards	2-87	5-207
Average Yards Per Punt	43.5	41.4
Punt Returns: Number-Yards	0-0	0-0
Kickoff Returns: Number-Yards	3-89	8-165
Interceptions: Number-Yards	2-29	0-0
Fumble Returns: Number-Yards	0-0	0-0
Time of Possession	37:38	22:22
Third Down Conversions	8-18	6-12
Fourth Down Conversions	1-1	0-1
Sacks By: Number-Yards	0-0	1-1

### ALABAMA

<b>RUSHING</b>	Att.	Gain	Lost	Net	TD	LG
Terry Grant	26	106	2	104	1	26
John Parker Wilson	6	33	5	28	0	7
Roy Upchurch	6	16	1	15	0	4
<b>PASSING</b>	Att.	Comp.	Int.	Yards	TD	LG
John Parker Wilson	46	32	0	363	3	42
<b>RECEIVING</b>	No.	Yards	TD	LG		
DJ Hall	13	185	2	42		
Matt Caddell	6	31	1	12		
Travis McCall	3	21	0	14		
Nikita Stover	2	24	0	19		
Mike McCoy	2	12	0	9		
Roy Upchurch	1	22	0	22		
Keith Brown	1	10	0	10		
<b>PUNTING</b>	No.	Yards	Avg.	LG	I20	TB
P.J. Fitzgerald	2	87	43.5	51	1	0
<b>PUNT RETURNS</b>	No.	Yards	Avg.	LG	TD	
None						
<b>KICKOFF RETURNS</b>	No.	Yards	Avg.	LG	TD	
Matt Caddell	2	27	13.5	15	0	
Javier Arenas	1	61	62.0	62	0	
<b>INTERCEPTION RETURNS</b>	No.	Yards	Avg.	LG	TD	
Kareem Jackson	2	29	14.5	29	0	
<b>FIELD GOALS</b>	FG-FGA	Good	Missed			
Leigh Tiffin	4-5	39, 20, 42, 44	48			
<b>KICKOFFS</b>	No.	Yards	Avg.	TB	OB	
Leigh Tiffin	8	490	61.2	0	0	
<b>ALL-PURPOSE</b>	Rush	Rec.	KOR	PR	IR	TOTAL
DJ Hall	0	185	0	0	0	185
Terry Grant	104	31	0	0	0	135
Matt Caddell	0	58	27	0	0	85
Javier Arenas	0	0	62	0	0	62
<b>FUMBLES</b>	No.	Lost				
John Parker Wilson	1	0				

### TENNESSEE

<b>RUSHING</b>	Att.	Gain	Lost	Net	TD	LG
Arian Foster	13	91	0	91	1	18
LaMarcus Coker	5	12	0	12	0	3
Lennon Creer	1	0	0	0	0	--
<b>PASSING</b>	Att.	Comp.	Int.	Yards	TD	LG
Erik Ainge	35	22	1	243	1	53
Jonathan Crompton	2	1	1	16	1	16
LaMarcus Coker	1	0	0	0	0	-
<b>RECEIVING</b>	No.	Yards	TD	LG		
Chris Brown	5	28	0	12		
Arian Foster	4	74	0	53		
Austin Rogers	4	52	0	27		
John Briscoe	3	36	0	17		
Gerald Jones	2	27	0	17		
Lucas Taylor	2	15	0	11		
Denarius Moore	1	16	0	16		
Quintin Hancock	1	8	0	8		
Luke Stocker	1	3	1	3		
<b>PUNTING</b>	No.	Yards	Avg.	LG	I20	TB
Britton Colquitt	5	207	41.4	52	2	2
<b>PUNT RETURNS</b>	No.	Yards	Avg.	LG	TD	
None						
<b>KICKOFF RETURNS</b>	No.	Yards	Avg.	LG	TD	
LaMarcus Coker	6	134	22.3	34	0	
Dennis Rogan	1	25	25.0	25	0	
Nevin McKenzie	1	6	6.0	6	0	
<b>INTERCEPTION RETURNS</b>	No.	Yards	Avg.	LG	TD	
None						
<b>FIELD GOALS</b>	FG-FGA	Good	Missed			
Daniel Lincoln	1-1	45	-			
<b>KICKOFFS</b>	No.	Yards	Avg.	TB	OB	
Britton Colquitt	3	182	60.7	0	0	
<b>ALL-PURPOSE</b>	Rush.	Rec.	KOR	PR	IR	Total
Arian Foster	91	74	0	0	0	165
LaMarcus Coker	12	0	134	0	0	146
Austin Rogers	0	52	0	0	0	52
John Briscoe	0	36	0	0	0	36
<b>FUMBLES</b>	No.	Lost				
None						
<b>DEFENSIVE LEADERS</b>						
<b>Tackles</b> — Ryan Karl (LB) 11; Jerod Mayo (LB) 11; Jonathan Hefney (DB) 9; Rick McCoy (LB) 8; Marsalous Johnson (DB) 8; Brent Vinson (DB) 7; Eric Berry (DB) 4.						
<b>Tackles For Loss (3-4)</b> — Eric Berry (DB) 1-2; Rico McCoy (LB) 1-1; Wes Brown (DL) 0.5-0; Robert Ayers (DL) 0.5-1.						
<b>Passes Broken Up (1)</b> — Brent Vinson (DB) 1.						
<b>Sacks (0-0)</b> — None.						
<b>Tackles For Loss (1-2)</b> — Kareem Jackson (DB) 1-2.						
<b>Passes Broken Up (5)</b> — Kareem Jackson (DB) 2; Simeon Castille (DB) 1; Lionel Mitchell (DB) 1; Keith Saunders (DL) 1.						