



# TIGER SOFTBALL

Softball Contact: Melissa Foley • mfoley@lsu.edu • (225) 578-1869 • (225) 578-1861 - Fax • P.O. Box 25095 • Baton Rouge, LA 70894

## #8 LSU TIGERS

(27-4, 6-0 SEC)

VS.

## #21 MISSISSIPPI STATE

(26-9, 4-5 SEC)



▶ WEDNESDAY, MARCH 26 (DH) • 4 P.M.

▶ TIGER PARK (BATON ROUGE, LA.)

▶ RADIO: THE X - 104.5/104.9 FM • LSUSPORTS.NET/GEAUXZONE

▶ LIVE STATS: LSUSPORTS.NET/LIVESTATS



### POSSIBLE STARTING LINEUP

POS	NAME	HT	CL	AVG	AB	R	H	2B	3B	HR	RBI	SB-A
C	Killian Roessner	5-7	Sr.	.348	92	14	32	8	0	9	34	1-1
1B	Erika Sluss	5-3	Sr.	.267	75	13	20	1	0	2	10	3-4
2B	Shannon Stein	5-5	Sr.	.402	82	19	33	7	0	1	14	5-5
3B	Jessica Mouse	5-7	Fr.	.140	57	11	8	1	0	3	5	1-1
SS	Tayl'r Hollis	5-5	Sr.	.270	89	15	24	5	1	5	24	4-5
LF	Quinlan Duhon	5-8	Sr.	.215	79	12	17	4	0	3	13	2-2
CF	Jazz Jackson	5-4	So.	.297	101	21	30	3	0	0	8	13-13
RF	Rachel Mitchell	5-3	So.	.326	95	25	31	9	2	4	26	9-9
DP	Dee Dee Henderson	5-4	Sr.	.321	81	21	26	2	1	0	7	24-26

### IN THE CIRCLE

POS	NAME	HT	CL	W-L	ERA	SHO	IP	R	ER	BB	SO
P	Dani Hofer	5-11	Jr.	15-2	0.99	2/3	106.0	21	15	47	166
P	Cody Trahan	6-0	So.	9-1	1.65	2/2	63.2	16	15	22	81

### LSU TIGERS

(27-4, 6-0 SEC)

**RANKING:** No. 8 NFCA/No. 8 ESPN

**LOCATION:** Baton Rouge, La.

**CONFERENCE:** Southeastern

**HEAD COACH:** Yvette Girouard

**SID:** Melissa Foley

**SERIES:** LSU leads 31-5



### MISSISSIPPI STATE BULLDOGS

(26-9, 4-5 SEC)

**RANKING:** Receiving Votes NFCA/NO. 21 ESPN

**LOCATION:** Starkville, Miss.

**CONFERENCE:** Southeastern

**HEAD COACH:** Jay Miller

**SID:** Brock Turnipseed

**SERIES:** LSU leads 31-5



### 2008 SCHEDULE/RESULTS

#### FEBRUARY (12-3)

15	(1) St. John's	W	14-0 (5)
15	(1) Ball State	W	4-2
16	(1) Nicholls State	W	9-1 (6)
16	(1) Chattanooga	W	9-1 (5)
17	(1) Ball State	W	10-2 (6)
17	(1) Nicholls State	W	9-2
19	Southeastern Louisiana	W	7-0
22	(2) vs. Florida Atlantic	L	0-3
22	(2) vs. Pacific	W	2-1
23	(2) vs. No. 23 Cal State Fullerton	W	3-2 (8)
23	(2) vs. No. 2 Northwestern	L	4-6
24	(2) vs. No. 9 Arizona	L	4-7
27	Louisiana-Monroe	W	9-2
29	(3) Southern Miss	W	8-5
29	(3) South Alabama	W	7-0

#### MARCH (15-1)

1	(3) Penn State	L	0-3
1	(3) Tulsa	W	4-2
2	(3) South Alabama	W	1-0
2	(3) Tulsa	W	6-1
5	at Nicholls State	W	3-0
8	* No. 16 Georgia (CST)	W	8-1
8	* No. 16 Georgia	W	1-0
9	* No. 16 Georgia	W	5-2
11	Troy (CST)	W	7-6 (11)
14	(4) vs. Fordham	W	8-3
14	(4) vs. Oklahoma State	W	2-0
15	(4) vs. Purdue	W	4-0
16	(4) at South Florida	W	2-1 (8)
21	* Auburn	W	8-1
21	* Auburn	W	5-3 (10)
22	* Auburn (CST)	W	10-0 (6)
26	* No. 21 Mississippi State (DH)	4 p.m./ 6 p.m.	
29	* at Florida (DH)	Noon/ 2 p.m.	
30	* at Florida	Noon	

#### APRIL

2	McNeese State	6 p.m.	
5	* at Alabama (DH)	1 p.m./ 3 p.m.	
6	* at Alabama	1:30 p.m.	
9	* at Kentucky (DH)	3 p.m./5 p.m.	
12	* Ole Miss (DH)	1 p.m./ 3 p.m.	
13	* Ole Miss (CST)	1 p.m.	
16	Nicholls State	6 p.m.	
19	* at Tennessee (DH)	Noon/ 2 p.m.	
20	* at Tennessee (SEC RSN)	Noon	
23	at Louisiana-Monroe	6 p.m.	
26	* Arkansas (DH)	1 p.m./ 3 p.m.	
27	* Arkansas (CST)	1 p.m.	
30	at Southeastern Louisiana	6 p.m.	

#### MAY

3	* at South Carolina (DH)	Noon	
4	* at South Carolina	Noon	
8-10	SEC Tournament	TBA	
15-18	NCAA Regionals	TBA	
24-25	NCAA Super Regionals	TBA	
28-2	Women's College World Series		

\* - SEC games

1 - Easton Tiger Classic; Baton Rouge, La.

2 - Palm Springs Classic; Palm Springs, Calif.

3 - Easton Purple & Gold Challenge; Baton Rouge, La.

4 - USF Under Armour Showcase; Tampa, Fla.

All times are Central and subject to change

2001 • WOMEN'S COLLEGE WORLD SERIES • 2004

## 2007 QUICK FACTS

### UNIVERSITY

Location: Baton Rouge, La.  
Founded: 1860  
Enrollment: 29,317  
Nickname: Tigers or Fighting Tigers  
Mascot: Mike VI (live Bengal tiger)  
Colors: Purple & Gold  
Facility: Tiger Park  
Capacity: 1,000  
Conference: Southeastern  
President: Dr. John V. Lombardi  
Chancellor: Dr. William L. Jenkins (interim)

### ATHLETIC DEPARTMENT

Athletics Director: Skip Bertman  
Associate AD/SWA: Judy Southard  
Associate AD/Operations: Verge Ausberry  
Associate AD/Internal Relations: Bo Bahnsen  
Associate AD/Business: Mark Ewing  
Associate AD/External Affairs: Herb Vincent  
Associate AD/Compliance: Chris Howard  
Assistant AD/Operations: Eddie Nunez  
Assistant AD/Student Services: Miriam Segar

### SOFTBALL STAFF

Head Coach: Yvette Girouard  
Alma Mater: Southwestern La., 1976  
Record at LSU: 390-105/Eighth year  
Overall Record: 1,149-355/28th year  
Associate Head Coach: James DeFeo  
Alma Mater: Rutgers, 1996  
Assistant Coach: Megan Smith  
Alma Mater: North Carolina, 1999

### SPORTS INFORMATION

Assistant AD/SID: Michael Bonnette  
Sr. Associate SID: Kent Lowe  
Associate SID: Bill Franques  
Associate SID: Brian Miller  
Associate SID/SB Contact: Melissa Foley  
Publications Coordinator: Jason Feirman  
Graphic Design Coordinator: Krystal Bennett  
Photographer: Steve Franz

### PHONE DIRECTORY

Athletic Department: (225) 578-8001  
Softball Office: (225) 578-3947  
Sports Information: (225) 578-8226  
Sports Information Fax: (225) 578-1861  
Tiger Park Press Box: (225) 578-0155  
Foley Office: (225) 578-1869  
Foley Home: (225) 344-2072  
Foley Cell: (225) 241-4365  
Foley E-mail: mfoley@lsu.edu

Follow LSU Softball on:

**LSU**sports.net

## MEDIA INFORMATION

### SPORTS INFORMATION

LSU Associate Sports Information Director Melissa Foley handles the sports information duties for the Tiger softball team. She can be reached in her office at (225) 578-1869, via e-mail at mfoley@lsu.edu, at home at (225) 344-2072 or by cell phone at (225) 241-4365. The Tiger Park press box phone number is (225) 578-0155.

### PRACTICE TIMES

The Tigers practice each day at 3 p.m. at Tiger Park. The practices are open to the public and last approximately two hours. Members of the media who wish to speak to players before or after practice should contact Melissa Foley in the Sports Information Office to coordinate times and interviews.

### INTERVIEWS

Head coach Yvette Girouard is available for interviews weekday mornings. Her office is located on the fourth floor of the Athletic Administration Building. Interviews with coaches and/or players are held before and after practice and phone interviews may be arranged. Requests should be made at least 24 hours in advance. Please arrange all interviews through Melissa Foley.

### WWW.LSUSPORTS.NET

Information about the Tiger softball team is available on [www.LSUSports.net](http://www.LSUSports.net), the Official Website of LSU Athletics. Information about the Southeastern Conference is available at [www.sec.org](http://www.sec.org).

### MEDIA.LSUSPORTS.NET

Media can now access images for all LSU athletics teams, including action shots, head shots, logos, etc. To gain access to the high-resolution pictures, e-mail Melissa Foley. You will be assigned a user name and a password. This service is for media use only. Resale of these images is strictly prohibited.

### TIGERS ON THE TUBE

The Tigers will appear on television six and possibly seven times in 2008. LSU will first appear on Cox Sports Television (cable channel 37) against Georgia on March 8. The Tigers will be on Cox Sports four more times this season. LSU will also face Tennessee on FoxSports (cable channel 38) as part of the SEC-TV package. The Tigers will also have the opportunity to make a second appearance on Fox Sports as the championship game of the SEC Tournament at Tiger Park will be televised. LSU has appeared in seven of the last eight seasons.

DATE	TEAM	GAME TIME	NETWORK	RESULT
March 8	Georgia (1)	1 p.m.		W, 8-1
March 11	Troy	6 p.m.		W, 7-6 (11)
March 22	Auburn	1 p.m.		W, 10-0 (6)
April 13	Ole Miss	1 p.m.		
April 20	Tennessee	Noon		
April 27	Arkansas	1 p.m.		
May 10	SEC Tournament	TBA		

### TIGERS ON THE RADIO



LSU softball is in its 10th season of radio coverage, as the LSU Sports Network will broadcast 28 regular-season games and all postseason games. The games will be broadcast in the Baton Rouge area on WNXX - The X 104.5/104.9 FM. In addition, the games can be heard live on the internet in the Geaux Zone at [LSUsports.net](http://LSUsports.net).

### TIGERS ON THE WEB



LSU games that are broadcast on the radio can be heard in the Geaux Zone on [LSUsports.net](http://LSUsports.net). Live streaming video will also be available for all home games broadcast on the radio that are not televised. Live statistics will also be carried on [LSUsports.net](http://LSUsports.net).

1999 • 2000 • 2004 SEC CHAMPIONS • 2001 • 2002

# YVETTE GIROUARD

## HEAD COACH

**EIGHTH YEAR AT LSU • 28TH YEAR OVERALL**  
**1,149-355 (.764) OVERALL • 390-105 (.788) AT LSU**



In seven seasons at LSU, Yvette Girouard's effect on the Tiger softball program has been powerful. With each year, she continues to add to her legacy as one of the greatest coaches in the history of women's softball by helping LSU maintain its place among the nation's elite in the collegiate ranks.

Girouard, who was inducted into the Louisiana Softball Coaches Association Hall of Fame in June 2002 and the National Fastpitch Coaches Association Hall of Fame in December 2005, ranks fifth among the career leaders in NCAA Division I wins and fourth in winning percentage; and fifth among the active NCAA Division I coaching leaders in wins and third in winning percentage.

With 26-straight winning seasons to her credit, she has guided her athletes to 39 All-America honors, including 11 while at LSU, 16 Academic All-America honors and taken her teams to 16 NCAA Regionals.

No stranger to Oklahoma City, Girouard is just the third coach in NCAA history to take two programs to the Women's College World Series after leading ULL to three WCWS appearances in the 1990s and LSU in 2001 and 2004.

### HONORS AND ACHIEVEMENTS

#### NATIONAL HONORS

- ▶ 2005 NFCA Hall of Fame Inductee
- ▶ 2001 NFCA National Coaching Staff of the Year
- ▶ 1990, 1993 NFCA National Coach of the Year
- ▶ Seven-Time NFCA South Region Coach of the Year
- ▶ Fourth-Winningest Active Division I Coach
- ▶ Third-Best Active Division I Winning Percentage
- ▶ Fourth-Winningest All-Time Division I Coach
- ▶ Fourth-Best All-Time Division I Winning Percentage

#### POSTSEASON ACCOMPLISHMENTS

- ▶ Five Women's College World Series Appearances
- ▶ One of Only Three Division I Head Coaches (Gayle Blevins, Joyce Compton, Yvette Girouard) to Lead Two Different Programs to the WCWS
- ▶ 16 NCAA Regional Appearances
- ▶ 10 National Top 10 Finishes

#### CONFERENCE HONORS

- ▶ 2001, 2002, 2006 SEC Coach of the Year
- ▶ 2000 Sun Belt Conference Coach of the Year
- ▶ 1984, 1985, 1987 Southland Conference Coach of the Year
- ▶ Nine Conference Championships (UL-Lafayette was Independent from 1988-1999)

#### STATE HONORS

- ▶ 13-Time Louisiana Coach of the Year
- ▶ 2002 Louisiana Softball Coaches Association Hall of Fame Inductee
- ▶ 2008 New Iberia Recreation Department Softball Hall of Fame Inductee
- ▶ St. Cecilia School Hall of Fame Inductee

#### OTHER ACCOMPLISHMENTS

- ▶ 26-Straight Winning Seasons
- ▶ 39 All-Americans
- ▶ 16 Academic All-Americans

### GIROUARD YEAR-BY-YEAR

YEAR	SCHOOL	RECORD	PCT.
1981	Southwestern La.	7-15	.318
1982	Southwestern La.	15-13	.536
1983	Southwestern La.	22-13	.629
1984	Southwestern La.	28-9	.757
1985	Southwestern La.	39-13	.750
1986	Southwestern La.	32-19	.627
1987	Southwestern La.	31-16	.660
1988	Southwestern La.	29-16	.644
1989	Southwestern La.	48-16	.750
1990	Southwestern La.	44-8	.846
1991	Southwestern La.	33-10	.767
1992	Southwestern La.	41-12	.774
1993	Southwestern La.	57-7	.891
1994	Southwestern La.	57-5	.919
1995	Southwestern La.	49-9	.845
1996	Southwestern La.	46-10	.821
1997	Southwestern La.	46-18	.718
1998	Southwestern La.	36-15	.706
1999	Southwestern La.	54-11	.831
2000	UL-Lafayette	45-15	.750
<b>2001</b>	<b>LSU</b>	<b>59-11</b>	<b>.843</b>
<b>2002</b>	<b>LSU</b>	<b>56-11</b>	<b>.836</b>
<b>2003</b>	<b>LSU</b>	<b>50-18</b>	<b>.735</b>
<b>2004</b>	<b>LSU</b>	<b>57-12</b>	<b>.826</b>
<b>2005</b>	<b>LSU</b>	<b>31-23</b>	<b>.574</b>
<b>2006</b>	<b>LSU</b>	<b>55-14</b>	<b>.789</b>
<b>2007</b>	<b>LSU</b>	<b>55-12</b>	<b>.821</b>
<b>2008</b>	<b>LSU</b>	<b>27-4</b>	<b>.871</b>
<b>Total</b>	<b>28th year</b>	<b>1149-355</b>	<b>.764</b>
at ULL	20 years	759-250	.752
<b>at LSU</b>	<b>Eighth year</b>	<b>390-105</b>	<b>.788</b>



**James DeFeo**  
Associate Head Coach



**Megan Smith**  
Assistant Coach



**Adam Roorbach**  
Director of Operations



**Kristen Hobbs**  
Student Assistant Coach

**1997 • 1998 • 1999 • 2000 • SEC WEST CHAMPIONS • 2001 • 2002 • 2004 • 2007**

## SEC STANDINGS

### WESTERN DIVISION

TEAM	SEC	PCT.	OVERALL	PCT.
LSU	6-0	1.00	27-4	.871
Alabama	9-2	.818	27-3	.900
Auburn	7-4	.636	27-7	.794
Mississippi State	4-5	.444	26-9	.743
Arkansas	2-9	.182	22-13	.625
Ole Miss	0-9	.000	15-15	.500

### EASTERN DIVISION

TEAM	SEC	PCT.	OVERALL	PCT.
Florida	7-1	.875	35-2	.946
Tennessee	6-4	.600	28-5	.848
Georgia	3-3	.500	30-8	.789
South Carolina	2-5	.286	13-13	.500
Kentucky	1-5	.167	13-13	.500

## THIS WEEK IN THE SEC

### TUESDAY, MARCH 25

Auburn at Mercer (DH)	3 p.m.
Lipscomb at Tennessee (DH)	4 p.m.
UAB at Alabama	6:30 p.m.

### WEDNESDAY, MARCH 26

* South Carolina at Florida (DH)	2 p.m.
* Georgia at Ole Miss (DH)	4 p.m.
* Mississippi State at LSU (DH)	4 p.m.
Kentucky at Louisville	4 p.m.
Oklahoma State vs. Arkansas	5 p.m.
Tulsa vs. Arkansas	7 p.m.

### SATURDAY, MARCH 29


* Arkansas at Georgia (DH)	Noon
* LSU at Florida (DH)	Noon
* Arkansas at Georgia (DH)	Noon
* South Carolina at Kentucky (DH)	Noon
* Ole Miss at Alabama (DH)	1 p.m.
* Tennessee at Auburn (DH)	4 p.m.
1 - Mississippi State vs. Mississippi Valley	4 p.m.
1 - Mississippi State vs. Georgetown	6 p.m.

### SUNDAY, MARCH 30

* Arkansas at Georgia	11 a.m.
* LSU at Florida	Noon
* South Carolina at Kentucky	Noon
1 - Mississippi State vs. Georgetown	Noon
* Tennessee at Auburn	1 p.m.
* Ole Miss at Alabama	1:30 p.m.
1 - Mississippi State vs. Mississippi Valley	2 p.m.

\* - SEC Game

1 - Bully Bash; Starkville, Miss.



Sitting (Left to Right): Stacey Woods (no longer on the team), Ashley Applegate, Shannon Stein, Tiffany Shaw and Starla Guffey. Second Row (L to R): Erika Sluss, Dee Dee Henderson, Quinlan Duhon, Jessica Mouse, Casey Faile, Jazz Jackson. Back Row (L to R): Tayl'r Hollis, Killian Roessner, Cody Trahan, Dani Hofer, Tiffany Garcia, Rachel Mitchell.

## 2008 TIGER SOFTBALL ROSTER

NO.	NAME	POS.	HT.	B-T	CL./EXP.	HOMETOWN
00	Quinlan Duhon	OF/1B	5-8	R-R	Sr./3L	Youngsville, La.
1	Tiffany Shaw	OF	5-4	L-R	Fr./HS	Shreveport, La.
2	Tiffany Garcia	P	5-8	R-R	Sr./3L	LaPorte, Texas
3	Jessica Mouse	3B	5-7	R-R	Fr./HS	Tampa, Fla.
4	Killian Roessner	C	5-7	R-R	Sr./3L	Manasquan, N.J.
5	Dani Hofer	P	5-11	R-R	Jr./2L	Safety Harbor, Fla.
9	Jazz Jackson	OF	5-4	L-R	So./1L	Houston, Texas
10	Ashley Applegate	OF	5-5	L-R	Fr./HS	Modesto, Calif.
12	Starla Guffey	C	5-6	R-R	Fr./HS	Prairieville, La.
13	Shannon Stein	2B	5-5	R-R	Sr./2L	Upland, Calif.
14	Tayl'r Hollis	SS	5-7	R-R	Sr./1L	St. Amant, La.
17	Erika Sluss	INF	5-3	R-R	Sr./3L	Vista, Calif.
21	Casey Faile	P	5-6	R-R	Fr./HS	Kershaw, S.C.
22	Cody Trahan	P	6-0	R-R	So./1L	Little Cypress, Texas
44	Dee Dee Henderson	OF	5-4	L-R	Sr./3L	Atlanta, Texas
55	Rachel Mitchell	OF	5-3	L-R	So./1L	LaPorte, Texas

**HEAD COACH:** Yvette Girouard (UL-Lafayette, 1976)

**ASSOCIATE COACH:** James DeFeo (Rutgers, 1996)

**ASSISTANT COACH:** Megan Smith (North Carolina, 1999)

**DIR. OF OPERATIONS:** Adam Roorbach (Indiana Wesleyan, 1999)

**STUDENT ASSISTANT:** Kristen Hobbs (LSU, 2007)

**TRAINER:** Ana Gross (LSU, 2004)

### PRONUNCIATION GUIDE

Quinlan Duhon	QUIN-luhn DO-yawn
Dani Hofer	dan-E HOE-fer
Killian Roessner	Kill-E-uhn RAH-sner
Erika Sluss	SLUHS
Cody Trahan	TRAY-han
Yvette Girouard	E-vet Gi-rard
James DeFeo	duh-FAY-o

# 17 NFCA/LOUISVILLE SLUGGER ALL-AMERICANS

## UPCOMING OPPONENTS

### ...ABOUT MISSISSIPPI STATE



Mississippi State comes into the doubleheader with a record of 26-9 and 4-5 in the SEC. The Bulldogs have won four straight, which snapped a five-game losing streak. MSU is led at the plate by Chelsea Bramlett with a .426 average, while Hayle Guess leads the Bulldogs with 27 RBIs. Kelsey Nurnberg has picked up the most wins with a 13-4 record, while Elizabeth Woolven leads with a 1.41 ERA.

LSU is 31-5 all-time against Mississippi State. The Tigers have recorded an 11-1 record in Baton Rouge, an 18-4 record in Starkville and a 2-0 record at neutral sites. LSU has swept the last two series with the Bulldogs after dropping its only series to MSU in 2005. LSU head coach Yvette Girouard is 25-7 all-time against MSU.

### COMPARING LSU VS. MSU

MSU	STATS	LSU
26-9	Overall	27-4
4-5	Conference	6-0
10-3	Home	20-1
6-2	Road	1-0
10-4	Neutral	6-3
4-1	Last 5	5-0
5-5	Last 10	10-0
.298	Batting Avg.	.291
178	Runs	173
277	Hits	239
35	Doubles	44
12	Home Runs	29
141	RBI	154
1.85	ERA	1.62
148	Strikeouts	289
.225	Avg. Against	.171

## 2008 AWARDS AND HONORS

### QUINLAN DUHON

- ▶ Easton Tiger Classic All-Tournament Team

### DANI HOFER

- ▶ SEC Pitcher of the Week (March 24)
- ▶ Louisiana Pitcher of the Week (March 10)
- ▶ SEC Pitcher of the Week (March 10)
- ▶ Easton Tiger Classic All-Tournament Team
- ▶ ESPN Preseason Second-Team All-American
- ▶ USA Softball Player of the Year Watch List

### TAYL'R HOLLIS

- ▶ Easton Purple & Gold Challenge MVP
- ▶ Easton Tiger Classic All-Tournament Team

### KILLIAN ROESSNER

- ▶ SEC Player of the Week (March 17)
- ▶ ESPN Preseason First-Team All-American
- ▶ USA Softball Player of the Year Watch List
- ▶ Easton Purple & Gold Challenge All-Tournament Team

### SHANNON STEIN

- ▶ Easton Purple & Gold Challenge All-Tournament Team
- ▶ Easton Tiger Classic MVP

### SERIES: LSU VS. THE SEC

TEAM	RECORD	SERIES	SWEEPS
Alabama	29-20 (.592)	7-2-2	3
Arkansas	34-7 (.829)	10-1	6
Auburn	35-11 (.761)	10-1-1	6
Florida	27-7 (.794)	8-1-1	6
Georgia	27-12 (.692)	7-5	7
Kentucky	25-1 (.952)	10-0	9
Mississippi State	31-5 (.861)	10-1	7
Ole Miss	34-3 (.919)	11-0	8
South Carolina	23-11 (.676)	7-2-2	4
Tennessee	18-12 (.600)	5-2-4	3

### LSU DOMINATES SEC SERIES

LSU has now competed in 111 series against conference foes and has only lost 15. The Tigers have swept 32 three-game series since the SEC adopted the three-game format in 2001 and taken 21 more series wins in that time period. This year, LSU is 2-0 in mid-week doubleheader series since the SEC changed to a 28-game schedule. Prior to 2001, the league played four game series against divisional opponents and doubleheaders against cross divisional rivals. LSU swept nine four-game series and 15 doubleheaders while taking six series, 3-1. LSU now has an SEC series record of 85-15-11 (.815).

### MORE THAN A DECADE OF DOMINANCE

In its 12th season of softball in the modern era, LSU has achieved an unrivaled tradition of success. The Tigers have won more SEC Championships than

all other conference schools combined, while remaining one of only two schools in league history to record the triple crown (Division, Overall and Tournament Titles) in the same season, having accomplished the feat four times.

### LSU POSTS SECOND-MOST WINS

In just its 12th year since reinstatement in 1997, LSU has proven to be among the elite in the nation. The Tigers have averaged 52.7 wins per year in its previous 11 years, which is by far the best in the SEC in that span. In the nation, LSU is second to only Arizona, which has averaged 55.0 wins a season over the past 11 years. The Tigers also are third in winning percentage behind only Arizona and UCLA. The Tigers rank ahead of national champions Michigan, Oklahoma, California and Fresno State.

### SEC SOFTBALL SINCE 1997...

#### PROGRAMS BY WINNING PERCENTAGE

1.	LSU	249-74	.771
2.	Alabama	243-90	.730
3.	Florida	185-136	.576
5.	Tennessee	176-140	.557
4.	South Carolina	169-143	.542
6.	Georgia	174-148	.540
7.	Mississippi State	154-173	.471
8.	Auburn	152-180	.458
9.	Arkansas	125-210	.373
10.	Ole Miss	90-241	.272
11.	Kentucky	67-249	.212

### A ROSE BY ANY OTHER NAME

In honor of LSU head coach *Yvette Girouard's* mother *Rose Mary Girouard*, who passed away in September 2007, the team will wear a rose decal on their batting helmets throughout the season. An avid supporter of her daughter for almost 30 years, *Mama G* was a fixture at softball games and she will be missed by fans everywhere.

### SIGN HIM UP

For the second-straight year, *Easton Hollis*, the younger brother of LSU shortstop *Tayl'r Hollis*, will serve as the Tigers' bat boy. The eight-year old son of *Bryan and Celeste Hollis* has been a fixture in the dugout for two years. For each game, Easton comes decked out in his own LSU uniform and paints his face with eye black to match his older sister.

### HEALTH OF THE TIGERS

Freshman back-up catcher *Starla Guffey* is still recovering from preseason shoulder surgery and will not see action behind the plate this season, but can see time at the plate.

# 19 EASTON ALL-AMERICANS

## 2008 NATIONAL RANKINGS

NFC/USA TODAY		ESPN/USA SOFTBALL	
Week 7 (March 24)		Week 7 (March 24)	
NO.	SCHOOL	NO.	SCHOOL
1.	Arizona State (20)	1.	UCLA (9)
2.	Alabama (5)	2.	Arizona State (7)
3.	Florida (2)	3.	Alabama (4)
4.	UCLA (1)	4.	Florida
5.	Stanford	5.	Stanford
6.	Michigan (1)	6.	Michigan
7.	Texas A&M	7.	Texas A&M
<b>8.</b>	<b>LSU</b>	<b>8.</b>	<b>LSU</b>
9.	Tennessee	9.	Tennessee
10.	Arizona	10.	Arizona
11.	Houston	11.	Houston
12.	Oklahoma	12.	Fresno State
13.	Fresno State	13.	Oklahoma
14.	UL-Lafayette	14.	Long Beach State
15.	Georgia	15.	UL-Lafayette
16.	Northwestern	16.	Northwestern
17.	DePaul	17.	Hawai'i
18.	Baylor	18.	Georgia
19.	North Carolina	19.	Baylor
20.	Long Beach State	20.	North Carolina
21.	Hawai'i	21.	Mississippi State
22.	Ohio State	22.	San Diego State
23.	Washington	23.	California
24.	Virginia Tech	24.	DePaul
25.	San Diego State	25.	Washington

## THE TIGERS IN THE POLLS

WEEK	NFCA	ESPN
Preseason	No. 9	No. 7
Feb. 12	No. T-7	No. 8
Feb. 19	No. 6	No. T-7
Feb. 26	No. 9	No. 12
March 4	No. 12	No. 12
March 11	No. 10	No. 11
March 18	No. 10	No. 10
March 25	No. 8	No. 8
April 1		
April 8		
April 15		
April 22		
April 29		
May 6		
May 13		
Final		

## LSU VS. RANKED TEAMS

OPPONENT	NFCA/ESPN	LSU	RESULT
Southeastern La.	RV/NR	#6/#7	W, 7-0
Cal St. Fullerton	#23/#24	#6/#7	W, 3-2 (8)
Northwestern	#2/#3	#6/#7	L, 4-6
Arizona	#9/#10	#6/#7	L, 4-7
Georgia	#17/#16	#12/#12	W, 8-1
Georgia	#17/#16	#12/#12	W, 1-0
Georgia	#17/#16	#12/#12	W, 5-2
South Florida	RV/NR	#10/#11	W, 2-1 (8)
Auburn	RV/RV	#10/#10	W, 8-1
Auburn	RV/RV	#10/#10	W, 5-3 (10)
Auburn	RV/RV	#10/#10	W, 10-0 (6)
Mississippi State	RV/#21	#8/#8	
Mississippi State	RV/#21	#8/#8	
Florida	#3/#4	#8/#8	
Florida	#3/#4	#8/#8	
Florida	#3/#4	#8/#8	
Alabama	#2/#3	#8/#8	
Alabama	#2/#3	#8/#8	
Alabama	#2/#3	#8/#8	
Tennessee	#9/#9	#8/#8	
Tennessee	#9/#9	#8/#8	
Tennessee	#9/#9	#8/#8	

## LSU VS. RANKED TEAMS

This year, the Tigers have one of the toughest schedules in the nation. LSU is currently 4-2 against ranked teams, with both losses coming against top 10-ranked teams. The Tigers are scheduled to play 11 more games against four nationally ranked teams, including nine games against three teams ranked in the Top 10.

## LSU AMONG THE ELITE IN THE POLLS

LSU moved up two spots to No. 8 in the NFCA/USA Today coaches poll this week. The Tigers began the year at No. 7, the same position LSU began 2007. LSU has now been ranked for 36 straight weeks after having been ranked for 103 straight weeks from Feb. 28, 1998 until March 30, 2005. In all, LSU has been ranked in 140 of the 161 polls (.870) that have been released since the program was reinstated in 1997. The Tigers have also been ranked in the top 10 for 93 total weeks.

Since ESPN/USA Softball began its softball poll on Feb. 25, 2003, LSU has been ranked in 76 of the 85 polls (.894). The Tigers are currently ranked No. 8, moving up two spots this week and one spot down from their preseason mark of No. 7. LSU has now been ranked in the top 10 for 43 total weeks.

## LSU RANKED NO. 9 IN ALL-TIME POLL

The LSU softball program has gone from its inaugural season in 1997 to being ranked the ninth-best all-time program in the NFCA poll. The Tigers are the youngest program to be ranked in the top 10. The USA Today/NFCA All-Time Top 50 poll was compiled using the points each team received in the polls for weekly rankings from the 1995 season to the present poll.

## MEMORABLE FIRSTS

Freshman **Jessica Mouse**'s first career at-bat was something she will likely not forget. In the top of the first inning against St. John's in the season opener, Mouse came up to the plate for the first time in her collegiate career. On the first pitch she saw, she drilled deep over the center field fence for her first collegiate home run.

Mouse nearly duplicated the feat in her first career at-bat of SEC play. On the sixth pitch of the at-bat against Georgia, she slammed the ball over the center field fence for her third career home run.

Freshman **Casey Faile**'s first career home run was the only run scored in a 1-0 win over South Alabama in the Easton Purple & Gold Challenge. With the win, LSU advanced to the championship game against Tulsa, where the Tigers defeated the Golden Hurricane for the tournament title.

## TIGERS SCORE EARLY...

In 31 games, the Tigers have outscored their opponents, 31-9 (+22), in the first inning. By the end of the second inning, the Tigers hold a commanding 54-14 (+40) scoring margin. LSU is 19-1 when leading after the fourth inning. The only loss came against then No. 2 Northwestern at the Palm Springs Classic when the Tigers lost a 3-2 lead after the fourth with the big blow coming in the form of a three-run home run in the bottom of the sixth as part of the 6-4 defeat.

In games when the Tigers have scored first, LSU is 20-0 (1.00). In games where the opponent scores first, the Tigers are only 7-4 (.636). The last time LSU scored first in a game and lost was on April 26, 2005, when LSU fell to Arkansas, 3-2, in 10 innings.

## ...AND TIGERS SCORE OFTEN

This season, the Tigers have scored 173 runs in 31 games for a 5.58 runs per game average, equaled to the school record of 5.58 set in 2004. On two occasions this season, LSU has broken into double figures in runs.

## YEAR-BY-YEAR AT TIGER PARK

### LONGEST WINNING STREAK:

30 games (April 12, 2006 - March 18, 2007)

### LONGEST LOSING STREAK:

4 games (March 25 - April 6, 2005)

### MOST CONSECUTIVE HOME SHUTOUTS:

7 games (Feb. 12, 2006 - Feb. 18, 2006)

YEAR	OVERALL	PCT.	SEC	PCT.
1997	27-4	.871	10-4	.714
1998	28-2	.933	12-1	.923
1999	30-3	.909	15-1	.938
2000	31-4	.886	13-1	.929
2001	29-1	.967	14-1	.933
2002	28-3	.903	13-2	.867
2003	29-6	.829	12-3	.800
2004	21-7	.750	9-5	.643
2005	21-8	.724	7-8	.467
2006	31-3	.912	12-3	.800
2007	30-4	.882	11-3	.786
2008	20-1	.952	6-0	1.00
<b>TOTAL</b>	<b>328-46</b>	<b>.877</b>	<b>134-32</b>	<b>.807</b>

## ...THERE'S NO PLACE LIKE HOME

The Tigers are playing their final season in Tiger Park before moving to a brand new facility located on Skip Bertman Drive adjacent. In its 12th season of play at Tiger Park, LSU owns an astounding 328-46 (.877) record at home, including a 134-32 (.807) mark in Southeastern Conference play.

## GOOD EYE, GREAT EYE

In 31 games this season, the Tigers have walked an amazing 115 times, averaging out to almost four walks a game. Those walks have led directly to runs on 35 occasions, with the player drawing the walk later coming around to score.

*Rachel Mitchell*, who was second on the team last season with 30 walks, and *Jessica Mouse* lead the team with 17 walks each, followed closely by *Tayl'r Hollis* and *Erika Sluss* with 16 walks each. Of the 10 Tigers with 30 or more at-bats, everyone of them has at least two walks this season.

## DOUBLE TROUBLE

The Tigers have hit 44 doubles in 31 games this season, or 1.42 doubles per game. LSU has become one of the most prolific doubles hitting teams in the nation over the last few seasons. Both the 2006 and 2007 Tigers recorded 102 doubles, which led the SEC both years. In 2006, LSU ranked 10th in the NCAA with 1.35 doubles per game, while the 2007

squad ranked eighth with 1.52 doubles per game. Eleven players have recorded at least one double, led by the eight from *Killian Roessner*, seven by *Rachell Mitchell* and six by *Shannon Stein*.

## IT TAKES A THIEF

Against Nicholls State on Feb. 16, LSU recorded a single-game record with 10 stolen bases. The Tigers got a pair of stolen bases each by *Dee Dee Henderson*, *Rachel Mitchell* and *Tiffany Shaw*. The record 10 stolen bases bested the previous mark of nine swipes against Bucknell on March 21, 1998.

As a team this season, LSU has already stolen 73 bases, which is more than the 1997, 2002, 2003 and 2005 squads stole during the entire season. The Tigers are currently averaging 2.35 stolen bases per game. *Dee Dee Henderson* leads LSU with 24 stolen bases this season, which is already tied for the ninth-most single-season stolen bases in school history. In addition, *Jazz Jackson* has 13 steals, *Rachel Mitchell* has nine and *Tiffany Shaw* has eight. Of the Tigers' 13 batters this season who have seen action on the basepaths, 11 have stolen at least one base.

## CAUGHT IN THE ACT

This year LSU is tied for second in the SEC with 12 runners caught stealing. The Tigers have allowed only 15 stolen bases in 27 attempts, the fourth fewest stolen bases allowed in the league this year. Senior All-American catcher and reigning Diamond Sports National Catcher of the Year *Killian Roessner* is second in the conference with 11 runners caught stealing. Roessner has allowed just 14 stolen bases, including three with runners on the corners and second base conceded, for a .560 mark.

## DROPPING BOMBS

This season, LSU is averaging nearly a home run a game. The Tigers have hit 29 home runs in 31 games, led by *Killian Roessner's* nine home runs and *Tayl'r Hollis'* five. LSU has now surpassed the number of home runs hit by the 1998, 1998 and 2002 Tiger teams, which all finished with 28 home runs or less in 72, 66 and 67 games.

Conversely, LSU is also giving up its fair share of home runs. In the same 31 games, the Tigers have allowed 20 home runs, which is more than the 1997, 1998, 1999, 2000, 2001 and 2002 teams in the entire year.

## LSU'S RECORD WHEN...

### RUN DIFFERENTIAL

One-run games	6-0
Two-run games	4-1
Five or more run games	13-0

### LSU SCORING

Scoring first	20-0
No runs	0-2
1-2 runs	5-0
3-5 runs	7-2
6 or more runs	15-0

### OPPONENT SCORING

Scoring first	7-4
No runs	9-0
1-2 runs	14-0
3-5 runs	3-2
6 or more runs	1-2

### LSU HITTING

3 or fewer hits	2-1
4-6 hits	5-1
7-9 hits	9-2
10 or more hits	11-0

### OPPONENT HITTING

3 or fewer hits	14-0
4-6 hits	13-2
7-9 hits	0-2
10 or more hits	1-0

### LSU ERRORS

No errors	15-4
1 error	6-0
2 or more errors	6-0

### OPPONENT ERRORS

No errors	10-3
1 error	7-1
2 or more errors	10-0

### INNING-BY-INNING

Run-rule games	5-0
Extra-inning games	4-0

### TIME OF DAY

Day Games	18-3
Night Games	9-1

### DAYS OF THE WEEK

Tuesday	2-0
Wednesday	2-0
Thursday	0-0
Friday	9-1
Saturday	8-2
Sunday	6-1

### GAME SITES

Home	20-1
Away	1-0
Neutral	6-3

### TYPE OF GAME

Conference	6-0
Non-Conference	21-4
vs. Louisiana Teams	5-0
vs. Top 10	0-2
vs. Top 25	4-2

## TIGER TIDBITS

- ▶ Senior **Killian Roessner** wears the No. 4 because her idol, Green Bay Packer's quarterback Brett Favre wears No. 4
- ▶ Senior **Shannon Stein** played for the California Lite 18-U team when it participated in the 2001 Women's International Softball Tournament in Shanghai, China
- ▶ Sophomore **Jazz Jackson** skipped a grade in elementary school
- ▶ Senior **Tiffany Garcia** wears No. 2 because she loves even numbers
- ▶ Freshman **Jessica Mouse** hit a home run off the first pitch of her first collegiate at-bat.
- ▶ Head coach **Yvette Girouard** would love to dance like the professionals on "Dancing with the Stars"

## HENDERSON REACHES 100 STEALS

Senior **Dee Dee Henderson** became only the second player in LSU history to record 100 stolen bases with a swpie of second in the sixth inning of the first game against Auburn on March 21. In addition, Henderson is only the sixth player in SEC history to record 100 stolen bases. Despite starting only 36 games entering the 2008 season, Henderson has recorded over 20 steals in each of her seasons, mostly in a pinch running role. Entering the starting line-up regularly as a senior, Henderson is poised to have the best year of her career, having stolen 24 bases, just five off her single-season high, in only the first 31 games of the year.

## HOFER SWEEPS WEEKLY HONORS

**Dani Hofer** swept SEC and Louisiana Pitcher of the Week honors on March 10. Hofer went 3-0 last week, earning the win in all three of LSU's games. The hurler picked up a pair of complete-game wins, including a shutout, and a win in relief against Auburn, which was receiving votes in both national polls. In her two complete-game efforts, she allowed only three hits in each game, completing the shutout in the series finale. Limiting Auburn to just a .137 batting average against her for the weekend, she surrendered only one run before closing out the weekend with nine shutout innings for a 0.40 earned run average and 23 strikeouts.

## LSU SWEEPS AUBURN

For the second-straight year, LSU earned a series sweep over Auburn. It marked the sixth series sweep of AU in 12 years. The only series loss for LSU came in 2005, when the Fighting Tigers lost all four meetings with Auburn, four of the only 11 losses for LSU against AU in the series. The Fighting Tigers came out and earned an 8-1 win in the series opener. The second game went to extra innings before Killian Roessner hit a two-run walk-off home run in the 10th. A walk-off home run by Quinlan Duhon in the sixth inning of the finale gave LSU the 10-0 win.

## ROESSNER EARNS WEEKLY HONOR

Senior **Killian Roessner** was named the SEC Player of the Week honors on March 17. The Manasquan, N.J., native hit .500 on the week, going 8-for-16 at the plate with six RBIs, three doubles and two home runs for a 1.063 slugging percentage. Against South Florida, Roessner recorded a walk-off RBI single in the bottom of the eighth. It was, however, not Roessner's only heroics of the week. In the bottom of the 11th inning against Troy, she scored the game-winning run in a 7-6 victory. In the field, the 2007 Diamond Sports National Catcher of the Year threw out a pair of runners attempting to steal.

## LSU SWEEPS UNDER ARMOUR TOURNEY

LSU swept through the rain-shortened USF Under Armour Showcase, on its way to tying for the tournament championship. The Tigers were one of only two of the 20-team field to go through play unscathed, joining Penn State with an unblemished record. Due to rain on Friday, the tournament was shortened to only pool play as the bracket play scheduled for Sunday was cancelled.

## HOFER SWEEPS WEEKLY HONORS

**Dani Hofer** swept SEC and Louisiana Pitcher of the Week honors on March 10. Hofer went 2-0 with a pair of complete-game wins over No. 16 Georgia. In the series finale, she threw a one-hitter, allowing only a lone single with one out in the top of the seventh. For the week, she allowed only one earned run while recording 21 strikeouts. Georgia batted only .100 against her in 14 innings on just five hits and a 0.50 earned run average.

## MULTIPLE-HIT GAMES

NAME	2	3	4	5+	TOT
Rachel Mitchell	8	1	-	-	9
Shannon Stein	5	3	-	-	8
Dee Dee Henderson	4	3	-	-	7
Killian Roessner	5	2	-	-	7
Jazz Jackson	5	1	-	-	6
Tayl'r Hollis	5	-	-	-	5
Quinlan Duhon	4	-	-	-	4
Erika Sluss	1	1	-	-	2
Ashley Applegate	1	-	-	-	1
Casey Faile	1	-	-	-	1
Jessica Mouse	1	-	-	-	1
<b>TOTAL</b>	<b>40</b>	<b>11</b>	<b>0</b>	<b>0</b>	<b>51</b>

## MULTIPLE-RBI GAMES

NAME	2	3	4	5+	TOT
Killian Roessner	8	3	1	-	12
Rachel Mitchell	4	2	1	-	7
Tayl'r Hollis	2	3	-	1	6
Quinlan Duhon	3	1	-	-	4
Erika Sluss	2	1	-	-	3
Shannon Stein	3	-	-	-	3
Casey Faile	1	1	-	-	2
Ashley Applegate	1	-	-	-	1
Dee Dee Henderson	1	-	-	-	1
<b>TOTAL</b>	<b>25</b>	<b>11</b>	<b>2</b>	<b>1</b>	<b>39</b>

## CAREER MULTIPLE-HIT GAMES

NAME	2	3	4	5+	TOT
Killian Roessner	31	6	2	-	39
Quinlan Duhon	26	5	-	-	31
Jazz Jackson	21	5	3	-	29
Rachel Mitchell	18	5	-	-	23
Shannon Stein	13	4	-	-	17
Dee Dee Henderson	11	5	-	-	16
Tayl'r Hollis	12	2	-	-	14
Erika Sluss	5	1	-	-	6
Ashley Applegate	1	-	-	-	1
Casey Faile	1	-	-	-	1
Jessica Mouse	1	-	-	-	1

## CAREER MULTIPLE-RBI GAMES

NAME	2	3	4	5+	TOT
Killian Roessner	21	6	3	-	30
Quinlan Duhon	17	7	1	1	26
Rachel Mitchell	8	5	2	1	16
Tayl'r Hollis	8	3	-	1	12
Erika Sluss	5	3	1	-	9
Shannon Stein	5	1	-	-	6
Casey Faile	1	1	-	-	2
Ashley Applegate	1	-	-	-	1
Dee Dee Henderson	1	-	-	-	1
Jazz Jackson	1	-	-	-	1

# EIGHT LOUISIANA PLAYER/PITCHERS OF THE YEAR

## MISCELLANEOUS INFORMATION

### BIG INNINGS (4+ RUNS)

DATE	OPPONENT	RUNS	INNING
2/15	St. John's	10	1st
2/15	St. John's	4	5th
2/16	Nicholls State	5	6th
2/17	Ball State	4	6th
2/17	Nicholls State	4	3rd
2/27	UL-Monroe	5	1st
2/29	Southern Miss	4	4th
2/29	South Alabama	5	6th
3/1	Tulsa	4	4th
3/8	No. 16 Georgia	6	2nd
3/11	Troy	4	3rd

### COME FROM BEHIND WINS

DATE	OPPONENT	FINAL	DEFICIT
2/17	Nicholls State	9-2	0-1 (after 2 1/2)
2/22	Pacific	2-1	0-1 (after 6 1/2)
2/23	#23 Cal St. Fullerton	3-2	0-2 (after 6)
3/1	Tulsa	4-2	0-2 (after 3 1/2)
3/11	Troy	7-6 (11)	0-3 (after 2 1/2)
3/14	Fordham	8-3	1-2 (after 3)
3/21	Auburn (2)	5-3 (10)	2-3 (after 6 1/2)

### LOST LEADS

DATE	OPPONENT	FINAL	LEAD
2/23	#2 Northwestern	4-6	4-3 (after 5)
2/24	#9 Arizona	4-7	2-1 (after 1 1/2)

### WALK-OFF WINS

DATE	OPPONENT	FINAL	GW RBI
2/16	Chattanooga	9-1 (5)	Roessner (1B)
2/17	Ball State	10-2 (6)	Hollis (2B)
2/22	Pacific	2-1	Roessner (HR)
3/11	Troy	7-6 (11)	Stein (1B)
3/16	South Florida	2-1 (8)	Roessner (1B)
3/21	Auburn	5-3 (10)	Roessner (HR)
3/22	Auburn	10-0 (6)	Duhon (HR)

## LSU SWEEPS NO. 16 GEORGIA

For the first time since 2002, LSU earned an SEC series sweep over No. 16 Georgia. It also marked the first series win over the Bulldogs in the same time period. After winning the first 17 meetings in the all-time series, LSU dropped 12 of the last 19 contests before the 2008 series. The Tigers' only conference series loss last season was to Georgia in the final SEC series of the year, costing LSU the SEC Championship. This season, the Tigers avenged the losses with three wins, including a convincing 8-1 win in game one.

Georgia was held to only two hits over the final two games as LSU won, 1-0 and 5-2.

## DOUBLE-FIGURE INNING

LSU began 2008 with a bang, scoring 10 runs in the top of the first inning against St. John's in the opener. It marked only the fifth time in school history the Tigers had scored more than 10 runs in an inning. LSU scored a school record 15 runs in the fourth against Nicholls State on April 1, 2004.

## ROESSNER TIES HOME RUN MARK

Against Southern Miss in the Easton Purple & Gold Challenge, senior **Killian Roessner** tied the LSU single-game record for home runs with two round trippers. The catcher recorded two-run homers in back-to-back at-bats in the fourth and fifth innings. Roessner tied the record of two home runs in a game, which has been accomplished 21 times in Tiger softball history, most recently before Roessner by Rachel Mitchell against Stanford in the NCAA Regional Championship Game on May 19, 2008.

## LSU WINS PURPLE & GOLD CHALLENGE

LSU won five of its six games in the Easton Purple & Gold Challenge to claim the tournament title. It marked the eighth Purple & Gold Challenge title for the Tigers in the nine years the tournament has been played (the eighth was cancelled due to weather and no championship was awarded). The Tigers are now 38-3 all-time in the Purple & Gold Challenge. **Tayl'r Hollis** earned Most Valuable Player honors, while **Shannon Stein** and **Killian Roessner** were named to the All-Tournament team.

## TIGERS SWEEP TIGER CLASSIC

LSU swept through the Easton Tiger Classic, winning all six games on its way to the tournament championship. It marked the seventh Tiger Classic title (1999, 2000, 2001, 2005, 2006, 2007 and 2008) for the Tigers in the nine years the tournament has been played. The Tigers posted four run-rule wins and outscored their opponents 55-8. The Tigers are now 46-6 all-time in the Tiger Classic. **Shannon Stein** earned Most Valuable Player honors, while **Quinlan Duhon**, **Dani Hofer** and **Tayl'r Hollis** were named to the All-Tournament team.

## FOUR EARN PRESEASON SEC HONORS

Four LSU softball players were named to the inaugural Preseason All-Southeastern Conference teams. **Dani Hofer**, an ESPN preseason second-team All-American, **Jazz Jackson** and **Rachel Mitchell** were

## GAMES BY STARTING POSITION

CATCHER	2008	CAREER
Killian Roessner	29	175
Erika Sluss	2	3
FIRST BASE	NO.	REC.
Erika Sluss	23	23
Quinlan Duhon	8	8
SECOND BASE	NO.	REC.
Shannon Stein	30	78
Ashley Applegate	1	1
Erika Sluss	-	4
THIRD BASE	NO.	REC.
Jessica Mouse	26	26
Erika Sluss	5	18
Tayl'r Hollis	-	52
Rachel Mitchell	-	3
SHORTSTOP	NO.	REC.
Tayl'r Hollis	31	31
LEFT FIELD	NO.	REC.
Quinlan Duhon	19	40
Ashley Applegate	7	7
Rachel Mitchell	5	21
Jazz Jackson	-	49
Dee Dee Henderson	-	1
Erika Sluss	-	2
CENTER FIELD	NO.	REC.
Jazz Jackson	31	31
RIGHT FIELD	NO.	REC.
Rachel Mitchell	26	60
Dee Dee Henderson	5	6
Quinlan Duhon	-	115
Shannon Stein	-	3
Erika Sluss	-	2
DESIGNATED PLAYER	NO.	REC.
Dee Dee Henderson	25	59
Casey Faile	3	3
Killian Roessner	1	8
Tiffany Garcia	1	1
Tiffany Shaw	1	1
Jazz Jackson	-	13
Quinlan Duhon	-	11
Erika Sluss	-	8
Rachel Mitchell	-	3
Shannon Stein	-	3

selected to the first team, while ESPN preseason first-team All-American **Killian Roessner** was named to the second team. The quartet was four of 25 players selected to the teams. The four selections were second among SEC schools, behind only the seven selections from Alabama.

# FOUR LOUISIANA NEWCOMERS OF THE YEAR

### HITTING STREAKS

NAME	NOW	'08	CAREER
Jazz Jackson	6	11	13
Killian Roessner	2	7	7
Shannon Stein	1	6	7
Quinlan Duhon	1	5	9
Casey Faile	-	5	-
Tayl'r Hollis	-	5	15 (*)
Rachel Mitchell	-	5	5
Erika Sluss	1	4	5
Ashley Applegate	-	3	3
Dee Dee Henderson	1	3	15 (*)
Jessica Mouse	-	2	2

\* - School record

### SEC HITTING STREAKS

NAME	NOW	'08	CAREER
Rachel Mitchell	-	3	4
Jazz Jackson	3	3	11
Casey Faile	-	2	2
Killian Roessner	2	2	3
Erika Sluss	1	2	2
Shannon Stein	1	2	6
Quinlan Duhon	1	1	4
Tayl'r Hollis	-	1	12
Dee Dee Henderson	1	1	6
Jessica Mouse	-	1	1

### TWO NAMED PRESEASON ALL-AMERICANS

*Killian Roessner* and *Dani Hofer* were named ESPN Preseason All-Americans. *Roessner* was a 2007 first-team All-American and Diamond Sports National Catcher of the Year. *Hofer* earned 2007 first-team All-SEC and second-team NFCA All-South Region honors while also being named the Louisiana Pitcher of the Year.

### DUO NAMED TO WATCH LIST

*Killian Roessner* and *Dani Hofer* were two of 50 players named to the seventh annual USA Softball Collegiate Player of the Year watch list. The pair were two of 10 players from the SEC named to the initial watch list. LSU is among 12 schools, including three SEC schools, that have multiple players on the list. *Roessner* was a 2007 first-team All-American and Diamond Sports National Catcher of the Year. *Hofer* earned 2007 first-team All-SEC and second-team NFCA All-South Region honors while also being named the Louisiana Pitcher of the Year.

### TRIO CHOSEN 2008 TEAM CAPTAINS

Seniors *Quinlan Duhon*, *Shannon Stein* and *Dee Dee Henderson* were selected as the captains for the 2008 season. *Stein* is entering her second season as a team captain after also serving as one of three captains last year. This is the first season as a team captain for both *Duhon* and *Henderson*.

### TIGERS PICKED SECOND IN SEC WEST

LSU was picked to win the SEC West in a preseason poll by the league's coaches. The Tigers earned 19 points, just behind Alabama with 11 points. Mississippi State came in third with 33 points, followed by Ole Miss with 48 and Auburn with 49.

Florida led the SEC East with 11 points. Tennessee was second with 19 points followed by Georgia with 29 points. South Carolina and Kentucky completed the division with 35 and 46 points respectively.

Alabama was also picked to win the overall SEC title with eight championship votes, while Florida had two votes and LSU had one.

#### WESTERN DIVISION

- Alabama 11
- LSU 19**
- Mississippi State 33
- Auburn 35
- Ole Miss 48
- Arkansas 49

#### EASTERN DIVISION

- Florida 11
- Tennessee 19
- Georgia 29
- South Carolina 35
- Kentucky 46

**OVERALL CHAMPION:** Alabama (8), Florida (2), LSU (1).

### LSU VS. LOUISIANA TEAMS

In 2008, the Tigers have nine games against Louisiana schools, including three against Nicholls State, two against Southeastern Louisiana and UL-Monroe, and one against McNeese State. LSU is 108-5 (.956) all-time against in-state schools. The Tigers had their 55-game winning streak snapped on April 25, 2007, vs. Southeastern Louisiana, after not having lost to a Louisiana school since an April 18, 2001 loss to UL-Lafayette, 2-1. The Tigers boast undefeated records against Centenary (13-0), Grambling State (6-0), Louisiana Tech (10-0), UL-Monroe (3-0), McNeese State (16-0), Northwestern State (22-0) and Southern (5-0). LSU's only losses to

in-state schools have come to UL-Lafayette, Southeastern Louisiana and Nicholls State. The Tigers are 12-3 (.800) all-time against ULL, 10-1 (.909) against the Lady Lions and 14-1 (.933) all-time against the Lady Colonels.

### TIGERS IN SEC OPENERS

LSU is 11-2 all-time in SEC openers, including a 6-0 record in Tiger Park and a 4-2 record on the road. The Tigers topped Georgia, 8-1, to open league play this season. The Tigers dropped their only two SEC openers in school history, 4-3, to South Carolina on the road in 2005 and 2-1 to Ole Miss on the road in 2007. The Tigers have outscored their opponents 70-20 in conference openers. LSU also dropped its only SEC opening series in 2005, losing 2-of-3 to the Gamecocks, after winning the previous eight opening series. The Tigers have now combined for a 30-6 record in SEC-opening series. The Tigers' only losses were single games to Auburn in 2000, Florida in 2001, Tennessee in 2003 and Ole Miss in 2007.

### TIGERS IN SEASON OPENERS

Since the Tigers reinstated softball in 1997, LSU is 11-1 in season openers, including a 9-0 record at Tiger Park. The Tigers' only season opening loss was a 5-3 loss to Illinois to open the 2005 season at the UNLV Softball Classic. This season, LSU topped St. John's, 14-0, in five innings in the season opener as part of the Easton Tiger Classic at Tiger Park. In 11 season openers, LSU has outscored its opponents 119-9 overall, and has posted eight shutouts.

### SEASON MULTIPLE-RBI RECORD

17	Leslie Klein	2007
16	Ashlee Ducote	2000
15	Leslie Klein	2004
14	Tara Asbill	1998
13	Leslie Klein	2006
13	Stephanie Hill	2004
13	Tessa Lynam	2002
13	Shaunte' Fremin	2000
<b>12</b>	<b>KILLIAN ROESSNER</b>	<b>2008</b>
12	Five more players	

### INNING-BY-INNING

SCORE BY INNINGS	1	2	3	4	5	6	7	8	9	10	11	TOTALS
LSU	31	23	19	29	25	36	5	2	0	2	1	173
Opponents	9	5	12	9	7	10	5	0	0	0	0	57

## 2001 NATIONAL COACHING STAFF OF THE YEAR

### GAME-WINNING RBIS

#### QUINLAN DUHON (2)

DATE	OPPONENT	ACTION	INNING	FINAL
Feb. 15	St. John's	2-RBI single	Top of the first	14-0 (5)
Feb. 16	Chattanooga	2-RBI double	Bottom of the first	6-1 (5)

#### CASEY FAILE (3)

DATE	OPPONENT	ACTION	INNING	FINAL
March 2	South Alabama	Home run	Bottom of the fifth	1-0
March 9	No. 16 Georgia	3-run home run	Bottom of the fifth	5-2
March 15	Purdue	RBI double	Bottom of the fifth	4-0

#### DEE DEE HENDERSON (1)

DATE	OPPONENT	ACTION	INNING	FINAL
Feb. 23	No. 23 Cal State Fullerton	RBI single	Top of the eighth	3-2

#### TAYL'R HOLLIS (2)

DATE	OPPONENT	ACTION	INNING	FINAL
Feb. 27	Louisiana-Monroe	3-run home run	Bottom of the first	9-2
Feb. 29	South Alabama	RBI double	Bottom of the first	7-0

#### JAZZ JACKSON (2)

DATE	OPPONENT	ACTION	INNING	FINAL
Feb. 19	Southeastern Louisiana	RBI single	Bottom of the third	7-0
March 8	No. 16 Georgia (2)	RBI single	Bottom of the fifth	1-0

#### RACHEL MITCHELL (4)

DATE	OPPONENT	ACTION	INNING	FINAL
Feb. 17	Nicholls State	2-run double	Bottom of the third	9-2
March 2	Tulsa	2-run single	Bottom of the first	6-1
March 8	No. 16 Georgia (1)	RBI double	Bottom of the first	8-1
April 21	Auburn (1)	2-run double	Bottom of the third	8-1

#### KILLIAN ROESSNER (6)

DATE	OPPONENT	ACTION	INNING	FINAL
Feb. 15	Ball State	RBI walk	Bottom of the first	4-2
Feb. 22	Pacific	2-run home run	Bottom of the seventh	2-1
Feb. 29	Southern Miss	2-run home run	Top of the fifth	8-5
March 14	Oklahoma State	RBI double	Top of the first	2-0
March 16	South Florida	RBI single	Bottom of the eighth	2-1 (8)
April 21	Auburn (2)	2-run home run	Bottom of the 10th	5-3 (10)

#### ERIKA SLUSS (1)

DATE	OPPONENT	ACTION	INNING	FINAL
Feb. 16	Nicholls State	3-run home run	Top of the second	9-1 (6)

#### SHANNON STEIN (1)

DATE	OPPONENT	ACTION	INNING	FINAL
March 11	Troy	RBI single	Bottom of the 11th	7-6 (11)

### NCAA SOFTBALL SINCE 1997...

#### TOP 10 PROGRAMS BY WINNING PCT.

1.	Arizona	626-107-1	.854
2.	UCLA	545-138-1	.798
<b>T-3.</b>	<b>LSU</b>	<b>607-156</b>	<b>.796</b>
T-3.	Michigan	580-147-4	.796
5.	UL-Lafayette	556-149	.789
6.	Oklahoma	572-173-2	.767
7.	Fresno State	556-184	.751
8.	Alabama	572-199	.742
9.	DePaul	520-182-3	.740
10.	Washington	461-185-3	.713

#### TOP 10 PROGRAMS BY WINS

1.	Arizona	626-107-1	.854
<b>2.</b>	<b>LSU</b>	<b>607-156</b>	<b>.796</b>
3.	Michigan	580-147-4	.796
T-4.	Oklahoma	572-173-2	.767
T-4.	Alabama	572-199	.742
T-6.	UL-Lafayette	556-149	.789
T-6.	Florida State	556-242-2	.696
T-6.	Fresno State	556-184	.751
9.	California	546-241	.694
10.	UCLA	545-138-1	.798

#### TOP 10 PROGRAMS BY WINS PER YEAR

1.	Arizona	55.0
<b>2.</b>	<b>LSU</b>	<b>52.7</b>
3.	Michigan	50.5
4.	Oklahoma	49.6
	Alabama	49.6
6.	UL-Lafayette	48.7
7.	Florida State	48.3
8.	Fresno State	47.8
9.	UCLA	47.2
10.	California	47.0

### THIS POINT IN THE SEASON

YEAR	31 GAMES	FINAL
1997	26-5	44-14
1998	27-4	58-14
1999	25-6	56-10
2000	24-7	59-13
2001	25-6	59-11
2002	24-7	56-11
2003	23-8	50-18
2004	26-5	57-12
2005	18-13	31-23
2006	26-5	55-14
2007	27-4	55-12
2008	27-4	???

## IN THE LSU RECORD BOOKS

### MOST CAREER STOLEN BASES

1.	155	Dee Douglas	1998-01
<b>2.</b>	<b>102</b>	<b>DEE DEE HENDERSON</b>	<b>2005-</b>
T-3.	79	Trena Peel	1999-02
	79	Tara Asbill	1997-00
5.	71	Camille Harris	2003-06

### HIGHEST STOLEN BASE PCT. (min. 50 attempts)

<b>1.</b>	<b>.895</b>	<b>DEE DEE HENDERSON</b>	<b>2005-</b>
2.	.876	Dee Douglas	1998-01
3.	.849	Tara Asbill	1997-00
4.	.838	Leslie Klein	2004-07
5.	.835	Camille Harris	2003-06

### MOST SACRIFICE FLIES

1.	15	Tara Asbill	1997-00
<b>T-2.</b>	<b>11</b>	<b>QUINLAN DUHON</b>	<b>2005-</b>
	11	Leslie Klein	2004-07
4.	10	Vanessa Soto	2005-07
<b>T-5.</b>	<b>9</b>	<b>KILLIAN ROESSNER</b>	<b>2005-</b>
	9	Stephanie Hastings	1998-01
	9	Stacey Newton	1997-00

### MOST CAREER WINS

1.	120	Britni Sneed	1999-02
2.	89	Kristin Schmidt	2002-04
3.	84	Emily Turner	2004-07
4.	68	Ashley Lewis	1999-01
<b>5.</b>	<b>55</b>	<b>DANI HOFER</b>	<b>2006-</b>

### MOST CAREER APPEARANCES

1.	175	Britni Sneed	1999-02
2.	140	Emily Turner	2004-07
3.	132	Kristin Schmidt	2002-04
4.	98	Ashley Lewis	1999-01
5.	85	Julie Stashko	1997-00
<b>6.</b>	<b>80</b>	<b>DANI HOFER</b>	<b>2006-</b>

### MOST CAREER GAMES STARTED

1.	143	Britni Sneed	1999-02
2.	123	Emily Turner	2004-07
3.	112	Kristin Schmidt	2002-04
4.	82	Ashley Lewis	1999-01
<b>5.</b>	<b>67</b>	<b>DANI HOFER</b>	<b>2006-</b>

### MOST CAREER COMPLETE GAMES

1.	106	Britni Sneed	1999-02
2.	95	Kristin Schmidt	2002-04
3.	92	Emily Turner	2004-07
<b>4.</b>	<b>50</b>	<b>DANI HOFER</b>	<b>2006-</b>

### MOST CAREER SHUTOUTS

1.	55	Britni Sneed	1999-02
2.	38	Emily Turner	2004-07
3.	37	Kristin Schmidt	2002-04
<b>4.</b>	<b>20</b>	<b>DANI HOFER</b>	<b>2006-</b>

### MOST INNINGS PITCHED

1.	976.1	Britni Sneed	1999-02
2.	782.0	Kristin Schmidt	2002-04
3.	778.1	Emily Turner	2004-07
4.	515.2	Ashley Lewis	1999-01
<b>5.</b>	<b>427.2</b>	<b>DANI HOFER</b>	<b>2006-</b>

### MOST CAREER STRIKEOUTS

1.	1,370	Britni Sneed	1999-02
2.	907	Kristin Schmidt	2002-04
3.	778	Emily Turner	2004-07
<b>4.</b>	<b>570</b>	<b>DANI HOFER</b>	<b>2006-</b>

### MOST CAREER STRIKEOUTS PER SEVEN INNINGS

1.	9.82	Britni Sneed	1999-02
<b>2.</b>	<b>9.33</b>	<b>DANI HOFER</b>	<b>2006-</b>
2.	8.12	Kristin Schmidt	2002-04
3.	7.00	Emily Turner	2004-07
4.	6.01	Ashley Lewis	1999-01

### LOWEST CAREER OPPONENTS BATTING AVG.

1.	.147	Britni Sneed	1999-02
2.	.157	Ashley Lewis	1999-01
<b>3.</b>	<b>.170</b>	<b>Dani Hofer</b>	<b>2006-</b>
4.	.196	Kristin Schmidt	2002-04
5.	.203	Emily Turner	2004-07

### HIGHEST CAREER FIELDING PERCENTAGE

1.	.992	Kristen Hobbs	2004-07
<b>T-2.</b>	<b>.991</b>	<b>KILLIAN ROESSNER</b>	<b>2005-</b>
	.991	Jennie Reeves	2000-03
	.991	Leigh Ann Danos	2002-04
5.	.988	Jennifer Schuelke	1998-01

### MOST CAREER PUTOUTS

1.	1616	Shaunte' Fremin	1997-00
<b>2.</b>	<b>1339</b>	<b>KILLIAN ROESSNER</b>	<b>2005-</b>
3.	1193	Jennifer Schuelke	1998-01
4.	1125	Jennie Reeves	2000-03

### MOST CAREER RUNNERS PICKED OFF

1.	12	Jennie Reeves	2000-03
<b>2.</b>	<b>8</b>	<b>KILLIAN ROESSNER</b>	<b>2005-</b>
3.	6	Jennifer Schuelke	1998-01
4.	4	Leigh Ann Danos	2002-04
	4	Ashlee Ducote	1997-00

### MOST CAREER RUNNERS CAUGHT STEALING BY

<b>1.</b>	<b>53</b>	<b>KILLIAN ROESSNER</b>	<b>2005-</b>
2.	33	Jennie Reeves	2000-03
3.	32	Jennifer Schuelke	1998-01
4.	18	Leigh Ann Danos	2002-04
5.	14	Stephanie Hastings	1998-01

### LOWEST CAREER STOLEN BASES AGAINST PCT.

<b>1.</b>	<b>.589</b>	<b>KILLIAN ROESSNER</b>	<b>2005-</b>
2.	.700	Leigh Ann Danos	2002-04
3.	.719	Jennifer Schuelke	1998-01
4.	.732	Jennie Reeves	2000-03

## IN THE SEC RECORD BOOK

### MOST CAREER STOLEN BASES

1.	257	Nicole Barber, UGA	2001-04
2.	155	Dee Douglas, LSU	1998-01
3.	141	Iyhia McMichael, MSU	2001-04
4.	133	Kelly Kretschman, UA	1998-01
5.	120	Lindsey Schutlzler, UT	2003-06
<b>6.</b>	<b>102</b>	<b>DEE DEE HENDERSON</b>	<b>2005-</b>
7.	99	Michelle Tyree, UGA	2000-03
8.	90	Keri McCallum, MSU	1997-00
T-9.	85	Sarah Fekete, UT	2003-06
	85	India Chiles, UT	2003-06

## THE LAST TIME LSU...

▶ **SCORED 10 OR MORE RUNS:**  
 .....vs. Auburn (10), 3/22/08

▶ **SCORED 15 OR MORE RUNS:**  
 .....vs. Texas Southern (19), 2/22/06

▶ **SCORED 20 OR MORE RUNS:**  
 .....vs. Grambling State (20), 2/15/06

▶ **ALLOWED 10 OR MORE RUNS:**  
 .....vs. Georgia (13), 5/5/07

▶ **ALLOWED 15 OR MORE RUNS:**  
 .....Never

▶ **RECORDED 10 OR MORE HITS:**  
 .....vs. Auburn (12), 3/22/08

▶ **RECORDED 15 OR MORE HITS:**  
 .....vs. Troy (15), 3/11/08

▶ **RECORDED 20 OR MORE HITS:**  
 .....vs. Alcorn State (21), 2/20/04

▶ **HIT SIX OR MORE DOUBLES:**  
 .....vs. Grambling State (8), 2/15/06

▶ **HIT THREE OR MORE TRIPLES:**  
 .....vs. Alcorn State (3), 2/20/04

▶ **HIT FOUR OR MORE HOME RUNS:**  
 .....vs. No. 16 Stanford (5), 5/19/07

▶ **STOLE SEVEN OR MORE BASES:**  
 .....vs. Nicholls State (10), 2/16/08

▶ **DREW 10 OR MORE WALKS:**  
 .....vs. Memphis (10), 2/11/07

▶ **PITCHED A NO-HITTER:**  
 .....vs. Arkansas, 4/21/07

▶ **PITCHED 15 OR MORE STRIKEOUTS:**  
 .....vs. Auburn (15), 3/21/08

▶ **COMMITTED 4 OR MORE ERRORS:**  
 .....vs. Georgia (4), 5/5/06

▶ **DEFEATED A RANKED TEAM:**  
 .....vs. No. 16 Georgia (5-2), 3/9/08

▶ **DEFEATED A TOP-FIVE RANKED TEAM:**  
 .....vs. No. 2 Alabama (4-1), 5/11/07

▶ **LOST TO AN UNRANKED OPPONENT:**  
 .....vs. Penn State (0-3), 3/1/08

## LSU VS. CONFERENCES

Atlantic 10	1-0	1.000
Big Ten	1-2	.333
Big 12	1-0	1.000
Big East	2-0	1.000
Big West	2-0	1.000
Conference USA	3-0	.000
Mid-America	2-0	1.000
Pac-10	0-1	.000
Southeastern	6-0	1.000
Southern	1-0	1.000
Southland	4-0	1.000
Sun Belt	4-1	.800

## THE LAST TIME A TIGER...

**SCORED THREE RUNS IN A GAME:** .....Rachel Mitchell vs. Chattanooga, 2/16/08

**SCORED FOUR RUNS IN A GAME:** .....Jazz Jackson vs. Alcorn State, 2/27/07

**HAD FOUR HITS IN A GAME:** .....Killian Roessner vs. Arkansas, 4/21/07

**HAD FIVE HITS IN A GAME:** .....Lauren Castle at Mississippi State, 3/31/05

**HAD FIVE RBIS IN A GAME:** .....Tayl'r Hollis (5) vs. St. John's, 2/15/08

**HAD SIX RBIS IN A GAME:** .....Vanessa Soto (6) vs. Centenary, 2/10/07

**HAD SEVEN RBIS IN A GAME:** .....Stephanie Hill vs. Nicholls State, 4/1/04

**HAD TWO DOUBLES IN A GAME:** .....Rachel Mitchell vs. Auburn, 3/21/08

**HAD THREE DOUBLES IN A GAME:** .....Tessa Lynam vs. Jackson State, 2/28/03

**HAD TWO TRIPLES IN A GAME:** .....Leslie Klein vs. Alcorn State, 1/20/04

**HAD TWO HOME RUNS IN A GAME:** .....Killian Roessner vs. Southern Miss, 2/29/08

**HIT A GRAND SLAM:** .....Rachel Mitchell vs. Stanford, 5/19/07

**LEAD OFF GAME WITH HOME RUN:** .....Camille Harris vs. Arkansas, 4/6/05

**LEAD OFF INNING WITH HOME RUN:** .....Killian Roessner vs. Oklahoma State, 3/14/08

**HIT AN INSIDE-THE-PARK HOME RUN:** .....LaDonia Hughes vs. Centenary, 2/6/04

**HIT A WALK-OFF HOME RUN:** .....Killian Roessner vs. Auburn, 3/21/08

**HAD EIGHT TOTAL BASES IN A GAME:** .....Killian Roessner (8) vs. Southern Miss, 2/29/08

**HAD NINE TOTAL BASES IN A GAME:** .....Killian Roessner (10) vs. Centenary, 3/21/07

**HAD 10 TOTAL BASES IN A GAME:** .....Killian Roessner (10) vs. Centenary, 3/21/07

**HAD 13 TOTAL BASES IN A GAME:** .....Ashlee Ducote at South Carolina, 4/14/00

**DREW THREE WALKS IN A GAME:** .....Jessica Mouse (3) vs. South Alabama, 2/29/08

**DREW FOUR WALKS IN A GAME:** .....Rachel Mitchell (4) vs. Missouri State, 2/16/07

**DREW TWO INTENTIONAL WALKS IN A GAME:** .....Killian Roessner vs. Troy, 3/11/08

**DREW THREE INTENTIONAL WALKS IN A GAME:** .....Stephanie Hill vs. Ole Miss, 4/17/04

**HIT BY PITCH TWICE IN A GAME:** .....Shannon Stein vs. Stanford, 5/19/07

**STRUCK OUT THREE TIMES IN A GAME:** .....Erika Sluss vs. Auburn, 3/21/08

**STRUCK OUT FIVE TIMES IN A GAME:** .....Ashley Lewis vs. Southern Miss, 5/20/00

**HAD TWO SACRIFICES IN A GAME:** .....Andrea Smith vs. Troy, 2/25/07

**HAD THREE SACRIFICES IN A GAME:** .....Tara Asbill at Alabama, 5/5/00

**HAD TWO SACRIFICE FLIES IN A GAME:** .....Leslie Klein vs. McNeese State, 3/7/07

**HAD TWO STOLEN BASES IN A GAME:** .....Dee Dee Henderson vs. Auburn, 3/22/08

**HAD THREE STOLEN BASES IN A GAME:** .....Dee Dee Henderson vs. St. John's, 2/15/08

**HAD FOUR STOLEN BASES IN A GAME:** .....Dee Dee Henderson vs. Texas-San Antonio, 3/13/07

**SEVEN-INNING COMPLETE-GAME SHUTOUT:** .....Dani Hofer vs. Auburn, 3/22/08

**EXTRA-INNING COMPLETE-GAME SHUTOUT:** .....Emily Turner vs. Fresno State, (9), 5/18/07

**SEVEN-INNING COMPLETE-GAME ONE-HITTER:** .....Dani Hofer vs. Georgia, 3/9/07

**TOSSED A PERFECT GAME:** .....Tiffany Garcia vs. Grambling State, 2/15/06

**TOSSED A NO-HITTER:** .....Emily Turner vs. Arkansas, 4/21/07

**SEVEN-INNING NO-HITTER:** .....Emily Turner vs. Arkansas, 4/21/07

**RECORDED 15 STRIKEOUTS IN A GAME:** .....Dani Hofer vs. Auburn, 3/21/08

**RECORDED 16 STRIKEOUTS IN A GAME:** .....Dani Hofer vs. South Florida, 3/16/08

**RECORDED 17 STRIKEOUTS IN A GAME:** .....Kristin Schmidt vs. Ole Miss, 4/18/03

**RECORDED 19 STRIKEOUTS IN A GAME:** .....Britni Sneed vs. Oklahoma, 5/26/01

**PITCHED 10+ INNINGS:** .....Dani Hofer vs. South Carolina, 5/10/07

**PITCHED 11+ INNINGS:** .....Kristin Schmidt vs. Mississippi State, 3/19/02

**PITCHED 13+ INNINGS:** .....Kristin Schmidt vs. Michigan, 5/27/04

**HAD 17 PUTOUTS:** .....Leigh Ann Danos vs. South Carolina, 3/13/04

**HAD 18 PUTOUTS:** .....Jennie Reeves vs. Northwestern State, 5/16/02

**HAD 19 PUTOUTS:** .....Jennifer Schuelke vs. Oklahoma, 5/26/01

**HAD SIX ASSISTS:** .....Tayl'r Hollis vs. Fordham, 2/14/08

**HAD SEVEN ASSISTS:** .....Andrea Smith vs. Georgia, 5/6/07

**HAD EIGHT ASSISTS:** .....Tara Asbill vs. South Carolina, 5/14/00

**HAD TWO ERRORS:** .....Dani Hofer vs. Ball State, 2/15/08

**HAD THREE ERRORS:** .....Andrea Smith (4) vs. Arizona, 5/26/06

**HAD FOUR ERRORS:** .....Andrea Smith (4) vs. Arizona, 5/26/06

## FOUR CoSIDA ACADEMIC ALL-AMERICANS

## PITCHING SUPERLATIVES

### NO-HITTERS (30) & PERFECT GAMES (3)

- ▶ **Tiffany Garcia vs. Grambling State, 2/15/06**
- ▶ Britni Sneed/Sarah Meadors vs. Tennessee, 3/18/01
- ▶ Sarah KnifeChief vs. Arkansas, 4/17/98

### NO-HITTERS (30) & PERFECT GAMES (3)

- ▶ Emily Turner vs. Arkansas, 4/21/07
- ▶ **Dani Hofer vs. Southern Miss, 2/24/07**
- ▶ **Dani Hofer vs. Missouri State, 2/17/07**
- ▶ **Tiffany Garcia vs. Centenary, 2/10/07**
- ▶ **Tiffany Garcia vs. Mississippi Valley, 2/17/06**
- ▶ **Tiffany Garcia vs. Grambling State, 2/15/06 \*\***
- ▶ **Dani Hofer vs. Arkansas-Pine Bluff, 2/11/06**
- ▶ Kristin Schmidt vs. Centenary, 4/2/03
- ▶ Kristin Schmidt vs. Jackson State, 3/19/03
- ▶ Tessa Lynam vs. Jackson State, 2/28/03
- ▶ Kristin Schmidt/Tessa Lynam vs. Cal Poly, 2/15/03
- ▶ Kristin Schmidt vs. Baylor, 2/7/03
- ▶ Britni Sneed vs. Texas A&M-CC, 5/4/02
- ▶ Britni Sneed vs. Ole Miss, 4/28/02
- ▶ Britni Sneed vs. Southern Miss, 4/24/02
- ▶ Britni Sneed vs. Southern Miss, 4/18/02
- ▶ Britni Sneed vs. Tennessee, 3/16/02
- ▶ Britni Sneed vs. Western Michigan, 2/10/02
- ▶ Britni Sneed vs. Ole Miss, 4/28/01
- ▶ Ashley Lewis vs. Coastal Carolina, 3/28/01
- ▶ Britni Sneed/Sarah Meadors vs. Tenn., 3/18/01 \*\*
- ▶ Britni Sneed vs. Tennessee, 3/17/01
- ▶ Britni Sneed/Sarah Meadors vs. Houston, 3/2/01
- ▶ Britni Sneed/Sarah Meadors vs. East Tenn. State, 2/19/01
- ▶ Britni Sneed vs. Louisiana Tech, 4/11/00
- ▶ Britni Sneed vs. Ole Miss, 3/31/00
- ▶ Ashley Lewis vs. McNeese State, 2/13/99
- ▶ Sarah KnifeChief vs. Arkansas, 4/17/98 \*\*
- ▶ S. KnifeChief/S. Mount vs. Northwestern, 3/25/98
- ▶ Julie Stashko/Sophia Mount vs. Southern, 2/14/98

\*\* - Perfect Game

## MISCELLANEOUS

<b>LONGEST GAME</b> .....	3:14 vs. Troy (3/11)
<b>SHORTEST GAME</b> .....	1:26 vs. Penn State (3/1)
<b>WINNING STREAK</b> ....	15 games
<b>LOSING STREAK</b> .....	Two games
<b>ATTENDANCE</b> .....	1,146 vs. Auburn (3/22)
<b>WINNING MARGIN</b> .....	14 vs. St. John's (2/15)
<b>LOSING MARGIN</b> .....	3 - twice, last vs. Penn St. (3/1)
<b>DEFICIT OVERCOME</b> ..	3 vs. Troy (3/11)
<b>LEAD LOST</b> .....	2 vs. Northwestern (2/23)
<b>RUNS IN AN INNING</b> ..	10 vs. St. John's - 1st (2/15)

## 2008 TIGER HOME RUN TRACKER

NO.	PLAYER	OPPONENT	ON BASE	INNING	OUTS	PITCHER	RESULT
1.	Tayl'r Hollis (1)	St. John's	2	1	1	Sumrall	W 14-0 (5)
2.	Jessica Mouse (1)	St. John's	0	1	2	Sumrall	W 14-0 (5)
3.	Erika Sluss (1)	Nicholls State	2	2	1	Barksdale	W 9-1 (6)
4.	Shannon Stein (1)	Nicholls State	0*	6	0	Barksdale	W 9-1 (6)
5.	Quinlan Duhon (1)	Nicholls State	1	6	1	Gros	W 9-1 (6)
6.	Tayl'r Hollis (2)	Chattanooga	2	4	1	Holloway	W 9-1 (5)
7.	Killian Roessner (1)	Southeastern La.	1	3	1	Yoder	W 7-0
8.	Killian Roessner (2)	Pacific	1	7	2	Engle	W 2-1
9.	Erika Sluss (2)	Cal State Fullerton	1	7	2	Doucette	W 3-2 (8)
10.	Tayl'r Hollis (3)	Northwestern	0	2	2	Delaney	L 0-1
11.	Rachel Mitchell (1)	Northwestern	0*	4	0	Delaney	L 0-1
12.	Quinlan Duhon (2)	Northwestern	0	4	1	Delaney	L 0-1
13.	Tayl'r Hollis (4)	UL-Monroe	2	1	2	Causey	W 9-2
14.	Rachel Mitchell (2)	UL-Monroe	1	6	0	Rittenhouse	W 9-2
15.	Killian Roessner (3)	Southern Miss	0*	4	0	Harbuck	W 8-5
16.	Killian Roessner (4)	Southern Miss	1	5	0	Harbuck	W 8-5
17.	Jessica Mouse (2)	South Alabama	0*	2	0	Pilgrim	W 7-0
18.	Tayl'r Hollis (5)	South Alabama	1	6	1	Pilgrim	W 7-0
19.	Casey Faile (1)	South Alabama	0	5	1	Pilgrim	W 1-0
20.	Killian Roessner (5)	Tulsa	1	4	2	Lee	W 6-1
21.	Rachel Mitchell (3)	Nicholls State	0	3	2	Ensminger	W 3-0
22.	Jessica Mouse (3)	No. 16 Georgia	0	2	1	Hamilton	W 8-1
23.	Killian Roessner (6)	No. 16 Georgia	1	4	2	Gaskill	W 5-2
24.	Casey Faile (2)	No. 16 Georgia	2	5	1	Gaskill	W 5-2
25.	Killian Roessner (7)	Troy	0	5	2	Williams	W 7-6 (11)
26.	Killian Roessner (8)	Oklahoma State	0*	6	0	Crabtree	W 2-0
27.	Rachel Mitchell (4)	Auburn	0	3	1	Thompson	W 5-3
28.	Killian Roessner (9)	Auburn	1	10	0	Thompson	W 5-3
29.	Quinlan Duhon (3)	Auburn	2	6	1	Bunner	W 10-0 (5)

\* - Leadoff Home Run

## ALL-TIME TIGER GRAND SLAMS

NO.	PLAYER	OPPONENT	DATE	INNING	OUTS	PITCHER	RESULT
1.	Ashlee Ducote (1)	Grambling State	Feb. 23, 1997	3	1	Kennedy	W 9-1 (5)
2.	Shaunte Fremin (1)	Tennessee	April 24, 1998	3	2	Ayres	W 8-0 (5)
3.	Trena Peel (1)	Mississippi State	April 10, 1999	7	1	Wilkerson	W 5-4
4.	Tara Asbill (1)	Tennessee	April 30, 1999	6	0	Beavers	W 5-0
5.	Ashlee Ducote (2)	Texas	Feb. 18, 2000	8	0	Martinez	W 6-2
6.	Trena Peel (2)	Illinois-Chicago	Feb. 24, 2001	6	1	Ritchie	W 8-0 (5)
7.	Julie Wiese (1)	Coastal Carolina	March 28, 2001	6	1	Yates	W 12-2 (5)
8.	Camille Harris (1)	Mississippi State	March 26, 2003	5	2	Massey	W 15-13
9.	Alicia Owen (1)	Ole Miss	April 18, 2003	11	1	Brill	W 10-6
10.	Camille Harris (2)	Auburn	April 24, 2004	4	2	Diaz	W 11-0 (5)
11.	Lauren Castle (1)	Stephen F. Austin	Feb. 11, 2006	4	1	Carter	W 11-0 (5)
12.	Vanessa Soto (1)	Centenary	Feb. 10, 2007	4	2	Greeson	W 9-0 (5)
13.	Kristen Hobbs (1)	Memphis	Feb. 11, 2007	9	1	Johnson	W 7-2
<b>14.</b>	<b>Erika Sluss (1)</b>	<b>Portland State</b>	<b>March 2, 2007</b>	<b>4</b>	<b>1</b>	<b>Hill</b>	<b>W 7-0</b>
15.	Andrea Smith (1)	McNeese State	March 28, 2007	2	1	Bram	W 6-0
<b>16.</b>	<b>Rachel Mitchell (1)</b>	<b>Stanford</b>	<b>May 19, 2007</b>	<b>2</b>	<b>2</b>	<b>Penna</b>	<b>W 11-5</b>

# 2004 WOMEN'S COLLEGE WORLD SERIES MVP

### TEAM GAME SUPERLATIVES

#### BATTING

At bats.....	43	vs. Troy (3/11)
Runs scored.....	14	vs. St. John's (2/15)
Hits.....	15	vs. Troy (3/11)
RBI's .....	13	vs. St. John's (2/15)
Doubles .....	4	vs. Troy (3/11)
.....	4	vs. Nicholls State (2/17)
Triples .....	1	Four games
Home Runs.....	3	vs. Northwestern (2/23)
.....	3	vs. Nicholls State (2/16)
Total Bases.....	22	vs. Troy (3/11)
.....	22	vs. St. John's (2/15)
Walks .....	8	vs. Georgia (3/8)
.....	8	vs. Southern Miss (2/29)
.....	8	vs. Nicholls State (2/16)
Strikeouts.....	12	vs. Auburn (3/21)
.....	12	vs. Arizona (2/24)
.....	12	vs. Northwestern (2/23)
Sacrifice Hits .....	1	10 games
Sacrifice Flies.....	2	vs. Southeastern La. (2/19)
.....	2	vs. Nicholls State (2/17)
.....	2	vs. Ball State (2/17)
Stolen Bases.....	10	vs. Nicholls State (2/16)
Hit by Pitch.....	3	vs. Troy (3/11)
Caught Stealing .....	2	vs. Purdue (3/15)
Runners LOB .....	15	vs. Troy (3/11)
Hit into DP.....	2	vs. Cal State Fullerton (2/23)
.....	2	vs. Florida Atlantic (2/22)

#### FIELDING

Putouts.....	33	vs. Troy (3/11)
Assists .....	10	vs. Ball State (2/17)
Errors .....	3	vs. Georgia (3/9)
.....	3	vs. Nicholls State (2/17)
Passed Balls.....	2	vs. UL-Monroe (2/27)
Double plays turned.....	1	Seven games

#### PITCHING

Innings pitched .....	11.0	vs. Troy (3/11)
Runs Allowed .....	7	vs. Arizona (2/24)
Earned Runs Allowed .....	7	vs. Arizona (2/24)
Walks Allowed .....	7	vs. Georgia (3/9)
.....	7	vs. Arizona (2/24)
Strikeouts.....	16	vs. South Florida (3/16)
.....	16	vs. Troy (3/11)
Hits Allowed .....	11	vs. Troy (3/11)
Doubles Allowed .....	3	vs. Florida Atlantic (2/22)
Triples Allowed .....	1	Four games
Home Runs Allowed.....	4	vs. Arizona (2/24)
Wild Pitches .....	2	vs. Troy (3/11)
.....	2	vs. Arizona (2/24)
.....	2	vs. Ball State (2/17)
Hit Batters .....	2	Four games

### INDIVIDUAL GAME SUPERLATIVES

#### BATTING

At bats .....	6	Rachel Mitchell vs. Troy (3/11)
Runs scored .....	3	Rachel Mitchell vs. Chattanooga (2/16)
.....	3	Dee Dee Henderson vs. St. John's (2/15)
.....	3	Rachel Mitchell vs. St. John's (2/15)
Hits .....	3	11 games
RBI's.....	5	Tayl'r Hollis vs. St. John's (2/15)
Doubles.....	2	Rachel Mitchell vs. Auburn (3/21)
Triples.....	1	Four games
Home Runs .....	2	Killian Roessner vs. Southern Miss (2/29)
Total Bases .....	8	Killian Roessner vs. Southern Miss (2/29)
Walks .....	3	Jessica Mouse vs. Southern Miss (2/29)
Strikeouts .....	3	Erika Sluss vs. Auburn (3/21)
.....	3	Dee Dee Henderson vs. Northwestern (2/23)
Sacrifice Hits.....	1	10 games
Sacrifice Flies .....	1	12 games
Stolen Bases .....	3	Dee Dee Henderson vs. St. John's (2/15)
Hit by Pitch .....	1	21 games
Caught Stealing.....	1	Seven games
Runners LOB .....	6	Quinlan Duhon vs. Troy (3/11)

#### FIELDING

Putouts .....	15	Killian Roessner vs. Auburn (3/21)
.....	15	Killian Roessner vs. South Florida (3/16)
.....	15	Killian Roessner vs. Cal State Fullerton (2/23)
Assists.....	6	Tayl'r Hollis vs. Fordham (3/14)
Errors .....	2	Dani Hofer vs. Ball State (2/15)
Passed Balls .....	2	Erika Sluss vs. UL-Monroe (2/27)

#### PITCHING

Innings Pitched .....	8.	Cody Trahan vs. Auburn (3/21)
.....	8.0	Dani Hofer vs. South Florida (3/16)
.....	8.0	Dani Hofer vs. Cal State Fullerton (2/23)
Runs Allowed.....	5	Cody Trahan vs. Southern Miss (2/29)
Earned Runs Allowed.....	5	Cody Trahan vs. Southern Miss (2/29)
Walks Allowed .....	7	Dani Hofer vs. Georgia (3/9)
Strikeouts .....	16	Dani Hofer vs. South Florida (3/16)
Hits Allowed .....	9	Cody Trahan vs. Florida Atlantic (2/22)
Doubles Allowed.....	3	Cody Trahan vs. Florida Atlantic (2/22)
Triples Allowed .....	1	Four games
Home Runs Allowed .....	3	Cody Trahan vs. Southern Miss (2/29)
Wild Pitches.....	2	Tiffany Garcia vs. Troy (3/11)
.....	2	Casey Faile vs. Arizona (2/24)
.....	2	Tiffany Garcia vs. Ball State (2/17)
Hit Batters .....	2	Dani Hofer vs. Auburn (3/22)
.....	2	Dani Hofer vs. Auburn (3/21)
.....	2	Dani Hofer vs. Oklahoma State (3/14)

## THREE WCWS ALL-TOURNAMENT TEAM SELECTIONS



# LSU IN THE SEC RANKINGS



## SEC RANKINGS - BATTING (AS OF MARCH 26)

TEAM LEADERS - ALL GAMES		TEAM LEADERS - SEC GAMES	
BATTING AVERAGE.....	5th (.291)	BATTING AVERAGE.....	4th (.275)
SLUGGING PERCENTAGE.....	3rd (.460)	SLUGGING PERCENTAGE.....	2nd (.444)
ON-BASE PERCENTAGE.....	4th (.387)	ON-BASE PERCENTAGE.....	2nd (.381)
RUNS SCORED.....	6th (173)	RUNS SCORED.....	3rd (37)
HITS.....	7th (239)	HITS.....	8th (44)
RBI.....	6th (154)	RBI.....	3rd (33)
DOUBLES.....	3rd (44)	DOUBLES.....	T-7th (7)
TRIPLES.....	T-6th (4)	TRIPLES.....	T-4th (1)
HOME RUNS.....	T-3rd (29)	HOME RUNS.....	T-2nd (6)
TOTAL BASES.....	5th (378)	TOTAL BASES.....	7th (71)
PLATE APPEARANCES.....	7th (979)	PLATE APPEARANCES.....	9th (190)
AT BATS.....	7th (821)	AT BATS.....	9th (160)
WALKS.....	4th (115)	WALKS.....	5th (24)
HIT BY PITCH.....	5th (21)	HIT BY PITCH.....	T-5th (4)
MOST STRIKEOUTS.....	10th (125)	MOST STRIKEOUTS.....	11th (30)
SACRIFICE BUNTS.....	11th (10)	SACRIFICE BUNTS.....	11th (1)
SACRIFICE FLIES.....	T-2nd (12)	SACRIFICE FLIES.....	T-4th (1)
STOLEN BASES.....	3rd (73)	STOLEN BASES.....	3rd (11)

## SEC RANKINGS - PITCHING (AS OF MARCH 26)

TEAM LEADERS - ALL GAMES		TEAM LEADERS - SEC GAMES	
ERA.....	4th (1.62)	ERA.....	1st (0.80)
OPPOSING BATTING AVERAGE.....	2nd (.171)	OPPOSING BATTING AVERAGE.....	1st (.121)
INNINGS PITCHED.....	7th (216.0)	INNINGS PITCHED.....	9th (44.0)
STRIKEOUTS.....	2nd (289)	STRIKEOUTS.....	T-3rd (63)
STRIKEOUTS LOOKING.....	2nd (70)	STRIKEOUTS LOOKING.....	T-5th (9)
WINS.....	T-4th (27)	WINS.....	T-4th (6)
LOSSES.....	9th (4)	LOSSES.....	None
SAVES.....	9th (1)	SAVES.....	None
RUNNERS PICKED OFF.....	None	RUNNERS PICKED OFF.....	None
SACRIFICE BUNTS ALLOWED.....	T-8th (16)	SACRIFICE BUNTS ALLOWED.....	11th (1)
SACRIFICE FLIES ALLOWED.....	T-8th (2)	SACRIFICE FLIES ALLOWED.....	None
HITS ALLOWED.....	T-1st (129)	HITS ALLOWED.....	1st (18)
RUNS ALLOWED.....	3rd (57)	RUNS ALLOWED.....	1st (7)
EARNED RUNS ALLOWED.....	4th (50)	EARNED RUNS ALLOWED.....	1st (5)
WALKS ALLOWED.....	10th (94)	WALKS ALLOWED.....	3rd (16)
DOUBLES ALLOWED.....	2nd (16)	DOUBLES ALLOWED.....	T-1st (4)
TRIPLES ALLOWED.....	T-9th (4)	TRIPLES ALLOWED.....	T-6th (1)
HOME RUNS ALLOWED.....	10th (20)	HOME RUNS ALLOWED.....	1st (0)
WILD PITCHES.....	T-4th (15)	WILD PITCHES.....	T-9th (1)
HIT BATTERS.....	T-6th (13)	HIT BATTERS.....	5th (5)

## SEC RANKINGS - INDIVIDUAL BATTING (AS OF MARCH 26)

INDIVIDUAL LEADERS - ALL GAMES		INDIVIDUAL LEADERS - SEC GAMES	
BATTING AVERAGE.....	Shannon Stein, T-6th (.402)	BATTING AVERAGE.....	Killian Roessner, 2nd (.444)
SLUGGING PERCENTAGE.....	Killian Roessner, 5th (.728)	SLUGGING PERCENTAGE.....	Killian Roessner, 3rd (.833)
ON-BASE PERCENTAGE.....	None	ON-BASE PERCENTAGE.....	Rachel Mitchell, 8th (.722)
RUNS SCORED.....	Rachel Mitchell, T-11th (25)	ON-BASE PERCENTAGE.....	Killian Roessner, 4th (.522)
HITS.....	None	ON-BASE PERCENTAGE.....	Rachel Mitchell, 7th (.478)
RBI.....	Killian Roessner, T-2nd (34)	RUNS SCORED.....	Jazz Jackson, T-10th (6)
DOUBLES.....	Rachel Mitchell, T-5th (9)	RUNS SCORED.....	Rachel Mitchell, T-10th (6)
TRIPLES.....	Killian Roessner, T-9th (8)	HITS.....	None
HOME RUNS.....	Rachel Mitchell, T-5th (2)	RBI.....	Killian Roessner, T-2nd (11)
TOTAL BASES.....	Killian Roessner, T-1st (9)	DOUBLES.....	Rachel Mitchell, T-2nd (4)
WALKS.....	Killian Roessner, 3rd (67)	TRIPLES.....	Dee Dee Henderson, T-1st (1)
WALKS.....	Rachel Mitchell, T-10th (17)	HOME RUNS.....	Killian Roessner, T-6th (2)
WALKS.....	Jessica Mouse, T-10th (17)	TOTAL BASES.....	Killian Roessner, T-9th (15)
HIT BY PITCH.....	Erika Sluss, T-7th (6)	WALKS.....	Rachel Mitchell, T-8th (5)
SACRIFICE BUNTS.....	None	HIT BY PITCH.....	Erika Sluss, T-2nd (2)
SACRIFICE FLIES.....	None	SACRIFICE BUNTS.....	None
STOLEN BASES.....	Killian Roessner, T-1st (4)	SACRIFICE FLIES.....	None
STOLEN BASES.....	Dee Dee Henderson, 4th (24)	STOLEN BASES.....	Killian Roessner, T-2nd (1)
STOLEN BASES.....	Jazz Jackson, 8th (13)	STOLEN BASES.....	Dee Dee Henderson, T-3rd (5)
		STOLEN BASES.....	Tiffany Shaw, T-7th (3)
		STOLEN BASES.....	Rachel Mitchell, T-11th (2)

## SEC RANKINGS - INDIVIDUAL PITCHING (AS OF MARCH 26)

INDIVIDUAL LEADERS - ALL GAMES		INDIVIDUAL LEADERS - SEC GAMES	
ERA.....	Dani Hofer, 3rd (0.99)	ERA.....	Dani Hofer, 1st (0.48)
OPPOSING BATTING AVERAGE.....	Dani Hofer, 1st (.139)	OPPOSING BATTING AVERAGE.....	Cody Trahan, 3rd (1.40)
INNINGS PITCHED.....	Dani Hofer, 5th (106.0)	OPPOSING BATTING AVERAGE.....	Dani Hofer, 1st (.119)
STRIKEOUTS.....	Dani Hofer, 2nd (166)	OPPOSING BATTING AVERAGE.....	Cody Trahan, 2nd (.125)
STRIKEOUTS LOOKING.....	Cody Trahan, 9th (81)	INNINGS PITCHED.....	Dani Hofer, 10th (29.0)
WINS.....	Dani Hofer, T-2nd (15)	STRIKEOUTS.....	Dani Hofer, 2nd (44)
WINS.....	Cody Trahan, T-11th (9)	STRIKEOUTS LOOKING.....	None
SAVES.....	None	STRIKEOUTS LOOKING.....	Dani Hofer, T-3rd (9)
APPEARANCES.....	Dani Hofer, T-8th (20)	WINS.....	Dani Hofer, T-1st (5)
GAMES STARTED.....	Dani Hofer, T-4th (17)	SAVES.....	None
SACRIFICE BUNTS ALLOWED.....	None	APPEARANCES.....	None
SACRIFICE BUNTS ALLOWED.....	Cody Trahan, T-9th (8)	GAMES STARTED.....	Dani Hofer, T-7th (4)
SACRIFICE FLIES ALLOWED.....	Tiffany Garcia, T-7th (2)	SACRIFICE BUNTS ALLOWED.....	None
HITS ALLOWED.....	Cody Trahan, 4th (39)	SACRIFICE FLIES ALLOWED.....	None
RUNS ALLOWED.....	Cody Trahan, T-4th (16)	HITS ALLOWED.....	Cody Trahan, T-1st (6)
EARNED RUNS ALLOWED.....	Dani Hofer, T-10th (21)	HITS ALLOWED.....	Dani Hofer, 7th (12)
EARNED RUNS ALLOWED.....	Dani Hofer, T-8th (15)	RUNS ALLOWED.....	Cody Trahan, 2nd (3)
EARNED RUNS ALLOWED.....	Cody Trahan, T-8th (15)	RUNS ALLOWED.....	Dani Hofer, 3rd (4)
WALKS ALLOWED.....	None	EARNED RUNS ALLOWED.....	Dani Hofer, T-1st (2)
DOUBLES ALLOWED.....	Dani Hofer, T-4th (5)	EARNED RUNS ALLOWED.....	Cody Trahan, T-3rd (3)
DOUBLES ALLOWED.....	Cody Trahan, T-4th (5)	WALKS ALLOWED.....	Cody Trahan, T-4th (3)
TRIPLES ALLOWED.....	Cody Trahan, T-11th (1)	DOUBLES ALLOWED.....	Cody Trahan, T-9th (2)
HOME RUNS ALLOWED.....	None	DOUBLES ALLOWED.....	Dani Hofer, T-9th (2)
WILD PITCHES.....	Tiffany Garcia, T-9th (6)	TRIPLES ALLOWED.....	Cody Trahan, T-1st (0)
HIT BATTERS.....	Dani Hofer, 3rd (10)	HOME RUNS ALLOWED.....	None
		HOME RUNS ALLOWED.....	Dani Hofer, T-1st (0)
		WILD PITCHES.....	Cody Trahan, T-1st (0)
		HIT BATTERS.....	None
		HIT BATTERS.....	Dani Hofer, 4th (5)

1999 • 2001 • 2007 SEC TOURNAMENT CHAMPION • 2002 • 2004



# EYES ON THE TIGERS



## MOVING UP

Senior **QUINLAN DUHON** needs...

- ▶ Five doubles to move into 10th place on the LSU career doubles list
- ▶ One home run to move into sixth place on the LSU career home runs list
- ▶ Seven RBIs to move into 10th place on the LSU career RBIs list
- ▶ Four walks to move into 10th place on the LSU career walks list
- ▶ One hit by pitch to move into sixth place on the LSU career hit by pitch list
- ▶ Five sacrifice flies to break the LSU career sacrifice fly record

Senior **DEE DEE HENDERSON** needs...

- ▶ 10 runs scored to move into ninth place on the LSU career runs scored list

- ▶ 54 stolen bases to break the LSU career stolen bases record
- ▶ 19 stolen bases to move into fifth place on the SEC career stolen base list

Senior **KILLIAN ROESSNER** needs...

- ▶ Three doubles to move into eighth place on the LSU career doubles list
- ▶ Two home runs to move into seventh place on the LSU career home runs list
- ▶ 11 RBIs to move into 10th place on the LSU career RBIs list
- ▶ One sacrifice fly to move into eighth place on the LSU career sacrifice fly list
- ▶ 277 putouts to break the LSU career putouts record

Junior **DANI HOFER** needs...

- ▶ 13 wins to move into fourth place on the LSU career wins list
- ▶ 30 strikeouts to record 600 strikeouts for her career
- ▶ 208 strikeouts to move into third place on the LSU career strikeouts list

Sophomore **RACHEL MITCHELL** needs...

- ▶ Three home runs to move into 10th place on the LSU career home runs list
- ▶ 14 walks to move into 10th place on the LSU career walks list

## DID YOU KNOW?

- ▶ Senior Killian Roessner earned ASA Women's Major Fastpitch All-American honors in 2005 and 2006 while playing with the Stratford Brakettes. Hitting .500 for the 2006 summer, Roessner posted seven doubles, four triples and five home runs with a team-best 37 RBIs and 22 runs scored. Junior Dani Hofer and former Tiger Lauren Castle were also members of the Brakettes with Roessner in 2006 that won the ASA Women's Major National Championship.
- ▶ Junior Dani Hofer was a guest on ESPN's "Cold Pizza", now known as "First Take" on June 8, 2005, where she was presented with the Gatorade National High School Softball Player of the Year award, becoming the first player from the East Coast to win the prestigious award. Later in the program, she went out onto the street and pitched at a target, without warm-up, that triggered water balloons over the head of ESPN commentators Dana Jacobsen, Jay Crawford and Woody Paige. She hit the target every time and proceeded to get the entire cast wet.
- ▶ In the 11-year history of LSU softball, all 21 of the 21 four-year Tiger letterwinners have gone on to earn their collegiate degrees for a 100.0-percent graduation rate. In addition, 41-of-45 previous letterwinners, who have reached the NCAA standard of six years for graduation, went on to earn diplomas for a 91.1-percent graduation rate. In addition, five former LSU softball non-letterwinners went on to earn their degrees, making it 46-of-50 former Tiger players to have earned collegiate diplomas (92.0-percent).
- ▶ In LSU softball history, the Tigers have run-ruled opponents 136 times and been run-ruled just 10:
  - vs. No. 4 South Carolina, 8-0 (6), April 13, 1997
  - vs. No. 22 USL, 11-2 (5), April 29, 1997
  - vs. No. 4 Washington, 9-0 (5), May 16, 1998
  - vs. No. 4 Texas, 8-0 (6), May 16, 2003
  - vs. No. 10 Alabama, 13-0 (5), March 26, 2005
  - vs. No. 21 Auburn, 8-0 (5), April 24, 2005
  - vs. No. 13 Georgia, 11-0 (5), March 18, 2006
  - vs. No. 6 Tennessee, 10-1 (5), May 6, 2006
  - vs. No. 1 Arizona, 14-5 (5), May 27, 2006
  - vs. Georgia, 13-5 (6), May 5, 2007

1999 • 2001 • 2002 • SEC TOURNAMENT MVP • 2003 • 2004 • 2007

### STARTING LINEUPS BY BATTING ORDER

DATE	OPPONENT	1st	2nd	3rd	4th	5th	6th	7th	8th	9th
Feb. 15	St. John's	Henderson	Jackson	Mitchell	Roessner	Duhon	Hollis	Sluss	Mouse	Stein
Feb. 15	Ball State	Henderson	Jackson	Mitchell	Roessner	Hollis	Mouse	Sluss	Stein	Applegate
Feb. 16	Nicholls State	Henderson	Jackson	Mitchell	Roessner	Duhon	Hollis	Mouse	Sluss	Stein
Feb. 16	Chattanooga	Henderson	Applegate	Mitchell	Roessner	Duhon	Hollis	Mouse	Stein	Jackson
Feb. 17	Ball State	Henderson	Jackson	Mitchell	Roessner	Duhon	Hollis	Sluss	Mouse	Stein
Feb. 17	Nicholls State	Henderson	Jackson	Mitchell	Roessner	Duhon	Hollis	Sluss	Mouse	Stein
Feb. 19	Southeastern La.	Henderson	Jackson	Mitchell	Roessner	Hollis	Sluss	Mouse	Stein	Applegate
Feb. 22	Florida Atlantic	Henderson	Jackson	Mitchell	Roessner	Duhon	Hollis	Sluss	Mouse	Stein
Feb. 22	Pacific	Henderson	Jackson	Mitchell	Roessner	Duhon	Hollis	Sluss	Mouse	Stein
Feb. 23	Cal State Fullerton	Henderson	Jackson	Mitchell	Roessner	Duhon	Hollis	Sluss	Mouse	Stein
Feb. 23	Northwestern	Henderson	Jackson	Mitchell	Roessner	Duhon	Hollis	Sluss	Mouse	Stein
Feb. 24	Arizona	Henderson	Jackson	Mitchell	Roessner	Duhon	Hollis	Sluss	Mouse	Stein
Feb. 27	UL-Monroe	Jackson	Stein	Mitchell	Duhon	Hollis	Sluss	Mouse	Applegate	Henderson
Feb. 29	Southern Miss	Mitchell	Stein	Hollis	Duhon	Roessner	Sluss	Mouse	Jackson	Henderson
Feb. 29	South Alabama	Mitchell	Stein	Hollis	Roessner	Duhon	Sluss	Mouse	Jackson	Henderson
March 1	Penn State	Mitchell	Stein	Hollis	Roessner	Duhon	Sluss	Applegate	Jackson	Henderson
March 1	Tulsa	Stein	Mitchell	Hollis	Roessner	Duhon	Sluss	Faile	Applegate	Jackson
March 2	South Alabama	Henderson	Stein	Mitchell	Hollis	Roessner	Duhon	Sluss	Faile	Jackson
March 2	Tulsa	Henderson	Jackson	Hollis	Mitchell	Roessner	Duhon	Sluss	Faile	Stein
March 5	Nicholls State	Henderson	Jackson	Hollis	Mitchell	Roessner	Duhon	Sluss	Faile	Stein
March 8	Georgia	Henderson	Jackson	Hollis	Mitchell	Roessner	Duhon	Sluss	Mouse	Stein
March 8	Georgia	Henderson	Jackson	Hollis	Mitchell	Roessner	Duhon	Sluss	Mouse	Stein
March 9	Georgia	Henderson	Jackson	Hollis	Mitchell	Roessner	Duhon	Sluss	Mouse	Stein
March 11	Troy	Henderson	Jackson	Mitchell	Hollis	Roessner	Duhon	Sluss	Mouse	Applegate
March 14	Fordham	Henderson	Jackson	Mitchell	Roessner	Hollis	Duhon	Faile	Sluss	Stein
March 14	Oklahoma State	Henderson	Jackson	Mitchell	Roessner	Hollis	Sluss	Stein	Mouse	Applegate
March 15	Purdue	Henderson	Jackson	Roessner	Mitchell	Hollis	Sluss	Duhon	Mouse	Stein
March 16	South Florida	Henderson	Jackson	Mitchell	Roessner	Hollis	Faile	Sluss	Mouse	Stein
April 21	Auburn	Henderson	Jackson	Mitchell	Roessner	Hollis	Sluss	Duhon	Mouse	Stein
April 21	Auburn	Henderson	Jackson	Mitchell	Roessner	Hollis	Sluss	Duhon	Mouse	Stein
April 22	Auburn	Henderson	Jackson	Mitchell	Roessner	Duhon	Hollis	Sluss	Mouse	Stein

### STARTING LINEUPS BY POSITION

DATE	OPPONENT	P	C	1B	2B	3B	SS	LF	CF	RF	DP
Feb. 15	St. John's	Trahan	Roessner	Sluss	Stein	Mouse	Hollis	Duhon	Jackson	Mitchell	Henderson
Feb. 15	Ball State	Hofer	Roessner	Sluss	Stein	Mouse	Hollis	Applegate	Jackson	Mitchell	Henderson
Feb. 16	Nicholls State	Trahan	Roessner	Sluss	Stein	Mouse	Hollis	Duhon	Jackson	Mitchell	Henderson
Feb. 16	Chattanooga	Hofer	Roessner	Duhon	Stein	Mouse	Hollis	Applegate	Jackson	Mitchell	Henderson
Feb. 17	Ball State	Garcia	Roessner	Sluss	Stein	Mouse	Hollis	Duhon	Jackson	Mitchell	Henderson
Feb. 17	Nicholls State	Hofer	Roessner	Sluss	Stein	Mouse	Hollis	Duhon	Jackson	Mitchell	Henderson
Feb. 19	Southeastern La.	Hofer	Roessner	Sluss	Stein	Mouse	Hollis	Applegate	Jackson	Mitchell	Henderson
Feb. 22	Florida Atlantic	Trahan	Roessner	Sluss	Stein	Mouse	Hollis	Duhon	Jackson	Mitchell	Henderson
Feb. 22	Pacific	Hofer	Roessner	Sluss	Stein	Mouse	Hollis	Duhon	Jackson	Mitchell	Henderson
Feb. 23	Cal State Fullerton	Hofer	Roessner	Sluss	Stein	Mouse	Hollis	Duhon	Jackson	Mitchell	Henderson
Feb. 23	Northwestern	Garcia	Roessner	Sluss	Stein	Mouse	Hollis	Duhon	Jackson	Mitchell	Henderson
Feb. 24	Arizona	Hofer	Roessner	Sluss	Stein	Mouse	Hollis	Duhon	Jackson	Mitchell	Henderson
Feb. 27	UL-Monroe	Hofer	Sluss	Duhon	Stein	Mouse	Hollis	Applegate	Jackson	Mitchell	Henderson
Feb. 29	Southern Miss	Trahan	Roessner	Sluss	Stein	Mouse	Hollis	Duhon	Jackson	Mitchell	Henderson
Feb. 29	South Alabama	Hofer	Roessner	Sluss	Stein	Mouse	Hollis	Duhon	Jackson	Mitchell	Henderson
March 1	Penn State	Hofer	Roessner	Duhon	Stein	Sluss	Hollis	Applegate	Jackson	Mitchell	Henderson
March 1	Tulsa	Faile	Roessner	Duhon	Stein	Sluss	Hollis	Applegate	Jackson	Mitchell	Shaw
March 2	South Alabama	Trahan	Roessner	Duhon	Stein	Sluss	Hollis	Mitchell	Jackson	Henderson	Faile
March 2	Tulsa	Hofer	Roessner	Duhon	Stein	Sluss	Hollis	Mitchell	Jackson	Henderson	Faile
March 5	Nicholls State	Faile	Roessner	Duhon	Stein	Sluss	Hollis	Mitchell	Jackson	Henderson	Garcia
March 8	Georgia	Hofer	Roessner	Sluss	Stein	Mouse	Hollis	Duhon	Jackson	Mitchell	Henderson
March 8	Georgia	Trahan	Roessner	Sluss	Stein	Mouse	Hollis	Duhon	Jackson	Mitchell	Henderson
March 9	Georgia	Hofer	Roessner	Sluss	Stein	Mouse	Hollis	Duhon	Jackson	Mitchell	Henderson
March 11	Troy	Garcia	Sluss	Duhon	Applegate	Mouse	Hollis	Mitchell	Jackson	Henderson	Roessner
March 14	Fordham	Faile	Roessner	Sluss	Stein	Mouse	Hollis	Duhon	Jackson	Mitchell	Henderson
March 14	Oklahoma State	Hofer	Roessner	Sluss	Stein	Mouse	Hollis	Applegate	Jackson	Mitchell	Henderson
March 15	Purdue	Trahan	Roessner	Sluss	Stein	Mouse	Hollis	Duhon	Jackson	Mitchell	Henderson
March 16	South Florida	Hofer	Roessner	Sluss	Stein	Mouse	Hollis	Mitchell	Jackson	Henderson	Faile
April 21	Auburn	Hofer	Roessner	Sluss	Stein	Mouse	Hollis	Duhon	Jackson	Mitchell	Henderson
April 21	Auburn	Trahan	Roessner	Sluss	Stein	Mouse	Hollis	Duhon	Jackson	Mitchell	Henderson
April 22	Auburn	Hofer	Roessner	Sluss	Stein	Mouse	Hollis	Duhon	Jackson	Mitchell	Henderson

## 26 SEC ALL-TOURNAMENT TEAM SELECTIONS

COMING SPRING 2009! THE ALL NEW

# TIGER PARK

LSU breaks ground on the construction of a new softball stadium on the University's campus. The New Tiger Park will provide the nationally recognized Tiger Softball program with one of the finest stadiums in the nation.

The new stadium will be located on Skip Bertman Drive, across from the LSU School of Veterinary Medicine and adjacent to the LSU Women's Soccer Complex.

The New Tiger Park will feature 1,289 seats, including 587 chair-back seats, and the capability of accommodating 1,200 more fans on the outfield berm.

The softball stadium will also feature first-class team facilities, including a locker room, team lounge, meeting facility, training facility, equipment room, indoor batting cages and umpire locker rooms.

All seats in the New Tiger Park will be angled toward the playing field, and the facility will include an open concourse with concessions areas and video monitors.

Press facilities and private suites will be included in the new stadium, plus enhanced lighting for night and televised games. The stadium will also be designed to allow for future expansion.

The berm/earthwork package was completed two years ago and has been settling in preparation for construction.

## **A Comprehensive Complex**

- > Stadium
- > Squad Room
- > Player's Lounge
- > Locker Rooms
- > Medical Training Facility
- > Equipment Room
- > Ticket Office
- > Restrooms
- > Media Facilities
- > Merchandise Stand
- > Club Seating
- > Coaches Offices
- > Ample Parking



2001 • 2006 SEC COACH OF THE YEAR • 2002

A FAREWELL TO

# TIGER PARK

## TOP 10 TIGER PARK ATTENDANCE FIGURES

RANK	DATE	OPPONENT	ATTEND.
1.	April 28, 2007	Tennessee	2,326
2.	April 29, 2007	Tennessee	1,531
3.	May 22, 1999	Southern Miss (NCAA Regional)	1,506*
4.	May 18, 2001	Penn State (NCAA Regional)	1,426*
5.	March 24, 2007	Alabama	1,371
6.	May 20, 2000	Southern (NCAA Regional)	1,280*
7.	March 20, 2004	Georgia	1,238
8.	May 20, 2006	UL-Lafayette (NCAA Regional)	1,231
9.	May 21, 2006	UL-Lafayette (NCAA Regional)	1,208
10.	Feb. 21, 1997	Stephen F. Austin (Inaugural Game)	1,187

\* - Denotes NCAA Session Attendance

## ATTENDANCE IN TIGER PARK

YEAR	TOTAL	DATES	AVG.
1997	8,910	17	524
1998	7,383	17	434
1999	11,708	21	557
2000	12,315	26	473
2001	12,589	23	547
2002	14,262	31	460
2003	14,602	22	663
2004	12,924	18	718
2005	12,780	19	672
2006	14,731	24	613
2007	17,313	21	824
<b>TOTAL</b>	<b>139,517</b>	<b>239</b>	<b>584</b>



**62 SEC ACADEMIC HONOR ROLL SELECTIONS**



# #10 ASHLEY APPLGATE

## OUTFIELD

Fr./HS • L/R • 5-5  
Modesto, Calif.  
Fred C. Beyer HS

### 2008 SEASON SINGLE-GAME HIGHS:

**AT BATS:** 5 vs. Troy (3/11)  
**RUNS:** 1 - 7 times, last vs. Troy (3/11)  
**HITS:** 2 vs. Troy (3/11)  
**RBI:** 2 vs. UL-Monroe (2/27)  
**2B:** 1 vs. Nicholls State (2/16)  
**3B:** None  
**HR:** None  
**BB:** 1 - 3 times, last vs. South Alabama (2/29)  
**SB:** 1 - 3 times, last vs. Fordham (3/14)  
**PUTOUTS:** 3 - twice, last vs. Nicholls State (3/5)  
**ERRORS:** 1 vs. Nicholls State (3/5)

### CAREER SINGLE-GAME HIGHS:

**AT BATS:** 5 vs. Troy (3/11/08)  
**RUNS:** 1 - 7 times, last vs. Troy (3/11/08)  
**HITS:** 2 vs. Troy (3/11/08)  
**RBI:** 2 vs. UL-Monroe (2/27/08)  
**2B:** 1 vs. Nicholls State (2/16/08)  
**3B:** None  
**HR:** None  
**BB:** 1 - 3 times, last vs. South Alabama (2/29/08)  
**SB:** 1 - 3 times, last vs. Fordham (3/14/08)  
**PUTOUTS:** 3 - twice, last vs. Nicholls State (3/5/08)  
**ERRORS:** 1 vs. Nicholls State (3/5)

### APPLGATE'S OVERALL STATS

YEAR	AVG.	GP	GS	AB	R	H	2B	3B	HR	RBI	TB	SLG%	BB	HBP	SO	GDP	OB%	SF	SH	SB	SBA	PO	A	E	FLD%
2008	0.222	24	8	36	7	8	1	0	0	4	9	0.250	3	1	7	0	0.300	0	1	3	3	12	1	1	0.929
TOTALS	0.222	24	8	36	7	8	1	0	0	4	9	0.250	3	1	7	0	0.300	0	1	3	3	12	1	1	0.929

### APPLGATE'S SEC STATS

YEAR	AVG.	GP	GS	AB	R	H	2B	3B	HR	RBI	TB	SLG%	BB	HBP	SO	GDP	OB%	SF	SH	SB	SBA	PO	A	E	FLD%
2008	0.000	2	0	1	0	0	0	0	0	0	0	0.000	0	0	0	0	0.000	0	0	0	0	0	0	0	0.000
TOTALS	0.000	2	0	1	0	0	0	0	0	0	0	0.000	0	0	0	0	0.000	0	0	0	0	0	0	0	0.000



# #00 QUINLAN DUHON

## OUTFIELD/FIRST BASE

Sr./3L • R/R • 5-8  
Youngsville, La.  
St. Thomas More HS

### 2008 SEASON SINGLE-GAME HIGHS:

**AT BATS:** 4 - 6 times, last vs. Auburn (3/22)  
**RUNS:** 2 - 3 times, last vs. UL-Monroe (2/27)  
**HITS:** 2 - 4 times, last vs. Auburn (3/21)  
**RBI:** 3 vs. Auburn (3/22)  
**2B:** 1 - 4 times, last vs. Troy (3/11)  
**3B:** None  
**HR:** 1 - 3 times, last vs. Auburn (3/22)  
**BB:** 2 vs. UL-Monroe (2/27)  
**SB:** 1 - twice, last vs. Troy (3/11)  
**PUTOUTS:** 8 vs. South Alabama (3/2)  
**ERRORS:** 1 vs. Pacific (2/22)

### CAREER SINGLE-GAME HIGHS:

**AT BATS:** 5 - 3 times, last vs. UL-Lafayette (5/20/06)  
**RUNS:** 4 vs. Columbia (3/6/05)  
**HITS:** 3 - 5 times, last vs. Memphis (2/11/07)  
**RBI:** 5 vs. McNeese State (2/22/05)  
**2B:** 1 - 29 times, last vs. Troy (3/11/08)  
**3B:** 1 vs. Southern Miss (2/23/07)  
**HR:** 2 vs. Fresno State (2/26/05)  
**BB:** 3 vs. McNeese State (3/15/06)  
**SB:** 2 vs. Ole Miss (3/12/06)  
**PUTOUTS:** 8 vs. South Alabama (3/2/08)  
**ERRORS:** 1 - 5 times, last vs. Pacific (2/22/08)

### DUHON'S CAREER AWARDS & HONORS

- ▶ 2008 Easton Tiger Classic All-Tournament Team
- ▶ 2008 Team Tri-Captain
- ▶ 2007 NCAA Tempe Super Regional All-Tournament Team
- ▶ 2007 NCAA Palo Alto Regional All-Tournament Team
- ▶ 2007 SEC Academic Honor Roll
- ▶ 2006 Honorable Mention All-Louisiana
- ▶ 2006 Tiger Classic All-Tournament Team
- ▶ 2006 SEC Academic Honor Roll
- ▶ 2005 Purple & Gold Challenge All-Tournament Team
- ▶ 2005 Tiger Classic All-Tournament Team
- ▶ 2005 SEC Freshman Academic Honor Roll

### DUHON'S OVERALL STATS

YEAR	AVG.	GP	GS	AB	R	H	2B	3B	HR	RBI	TB	SLG%	BB	HBP	SO	GDP	OB%	SF	SH	SB	SBA	PO	A	E	FLD%
2005	0.292	54	53	161	32	47	12	0	8	38	83	0.516	10	2	20	0	0.331	5	1	1	1	47	4	3	0.944
2006	0.262	67	56	141	22	37	8	0	2	21	51	0.362	23	3	19	0	0.371	3	5	4	4	29	0	1	0.967
2007	0.268	57	36	123	20	33	5	1	8	29	64	0.520	12	4	14	0	0.345	3	0	1	1	7	0	0	1.000
2008	0.215	29	27	79	12	17	4	0	3	13	30	0.380	12	2	13	1	0.333	0	1	2	2	58	4	1	0.984
TOTALS	0.264	209	174	511	87	135	29	1	22	103	232	0.454	57	11	70	1	0.344	11	7	8	8	141	8	5	0.968

### DUHON'S SEC STATS

YEAR	AVG.	GP	GS	AB	R	H	2B	3B	HR	RBI	TB	SLG%	BB	HBP	SO	GDP	OB%	SF	SH	SB	SBA	PO	A	E	FLD%
2005	0.207	30	29	87	8	18	4	0	0	11	22	0.253	2	2	13	0	0.234	3	0	1	1	29	3	3	0.914
2006	0.242	30	27	62	9	15	2	0	2	10	23	0.371	10	1	8	0	0.347	2	3	2	2	9	0	0	1.000
2007	0.250	23	7	28	2	7	2	0	0	5	9	0.321	3	1	4	0	0.344	0	0	0	0	2	0	0	1.000
2008	0.211	6	6	19	2	4	0	0	1	4	7	0.368	2	0	4	0	0.286	0	0	0	0	3	0	0	1.000
TOTALS	0.224	89	69	196	21	44	8	0	3	30	61	0.311	17	4	29	0	0.293	5	3	3	3	43	3	3	0.939

607-156 Record • .796 WINNING PCT. • Third in the NCAA



# #21 CASEY FAILE

**PITCHER**  
Fr./HS • R/R • 5-6  
Kershaw, S.C.  
Andrew Jackson HS

### 2008 SEASON SINGLE-GAME HIGHS:

**AT BATS:** 4 vs. Fordham (3/14)  
**RUNS:** 1 - twice, last vs. Georgia (3/9)  
**HITS:** 2 vs. Fordham (3/14)  
**RBI:** 3 vs. Georgia (3/9)  
**2B:** 1 - 3 times, last vs. Purdue (3/15)  
**3B:** None  
**HR:** 1 - twice, last vs. Georgia (3/9)  
**IP:** 7.0 - twice, last vs. Nicholls State (3/5)  
**STRIKEOUTS:** 7 vs. Troy (3/11)  
**PUTOUTS:** 1 - 3 times, last vs. Fordham (3/14)  
**ERRORS:** None

### CAREER SINGLE-GAME HIGHS:

**AT BATS:** 4 vs. Fordham (3/14/08)  
**RUNS:** 1 - twice, last vs. Georgia (3/9/08)  
**HITS:** 2 vs. Fordham (3/14/08)  
**RBI:** 3 vs. Georgia (3/9/08)  
**2B:** 1 - 3 times, last vs. Purdue (3/15/08)  
**3B:** None  
**HR:** 1 - twice, last vs. Georgia (3/9/08)  
**IP:** 7.0 - twice, last vs. Nicholls State (3/5/08)  
**STRIKEOUTS:** 7 vs. Troy (3/11/08)  
**PUTOUTS:** 1 - 3 times, last vs. Fordham (3/14/08)  
**ERRORS:** None

### FAILE'S OVERALL PITCHING STATS

YEAR	ERA	W	L	APP	GS	CG	SHO/CBO	SV	IP	H	R	ER	BB	SO	2B	3B	HR	AB	B/AVG.	WP	HBP	BK	SFA	SHA
2008	1.98	2	0	10	3	2	1/3	0	28.1	20	8	8	11	33	3	0	4	103	0.194	3	1	0	0	2
TOTALS	1.98	2	0	10	3	2	1/3	0	28.1	20	8	8	11	33	3	0	4	103	0.194	3	1	0	0	2

### FAILE'S OVERALL HITTING STATS


YEAR	AVG.	GP	GS	AB	R	H	2B	3B	HR	RBI	TB	SLG%	BB	HBP	SO	GDP	OB%	SF	SH	SB	SBA	PO	A	E	FLD%
2008	0.385	14	6	26	2	10	3	0	2	9	19	0.731	0	0	4	0	0.370	1	0	0	0	3	2	0	1.000
TOTALS	0.385	14	6	26	2	10	3	0	2	9	19	0.731	0	0	4	0	0.370	1	0	0	0	3	2	0	1.000

### FAILE'S SEC PITCHING STATS

YEAR	ERA	W	L	APP	GS	CG	SHO/CBO	SV	IP	H	R	ER	BB	SO	2B	3B	HR	AB	B/AVG.	WP	HBP	BK	SFA	SHA
2008	0.00	0	0	0	0	0	0/0	0	0.00	0	0	0	0	0	0	0	0	0	0.000	0	0	0	0	0
TOTALS	0.00	0	0	0	0	0	0/0	0	0.00	0	0	0	0	0	0	0	0	0	0.000	0	0	0	0	0

### FAILE'S SEC HITTING STATS

YEAR	AVG.	GP	GS	AB	R	H	2B	3B	HR	RBI	TB	SLG%	BB	HBP	SO	GDP	OB%	SF	SH	SB	SBA	PO	A	E	FLD%
2008	0.400	4	0	5	1	2	0	0	1	5	5	1.000	0	0	1	0	0.400	0	0	0	0	0	0	0	0.000
TOTALS	0.400	4	0	5	1	2	0	0	1	5	5	1.000	0	0	1	0	0.400	0	0	0	0	0	0	0	0.000



# #2 TIFFANY GARCIA

**PITCHER**  
Sr./3L • R/R • 5-8  
LaPorte, Texas  
LaPorte HS

### 2008 SEASON SINGLE-GAME HIGHS:

**IP:** 6.0 vs. Ball State (2/17)  
**RUNS ALLOWED:** 4 vs. Northwestern (2/23)  
**ER ALLOWED:** 4 vs. Northwestern (2/23)  
**BB ALLOWED:** 6 vs. Northwestern (2/23)  
**STRIKEOUTS:** 5 vs. Northwestern (2/23)  
**HITS ALLOWED:** 6 vs. Troy (3/11)  
**WILD PITCHES:** 2 - twice, last vs. Troy (3/11)  
**HIT BATTERS:** 1 - twice, last vs. Troy (3/11)  
**PUTOUTS:** None  
**ASSISTS:** 2 vs. Ball State (2/17)  
**ERRORS:** None

### CAREER SINGLE-GAME HIGHS:

**IP:** 7.1 vs. South Carolina (3/12/05)  
**RUNS ALLOWED:** 7 vs. Alabama (3/26/05)  
**ER ALLOWED:** 4 vs. Northwestern (2/23/08)  
**BB ALLOWED:** 6 - 3 times, last vs. Northwestern (2/23/08)  
**STRIKEOUTS:** 11 vs. Texas Southern (2/22/06)  
**HITS ALLOWED:** 7 vs. Arkansas (4/6/05)  
**WILD PITCHES:** 2 - 5 times, last vs. Troy (3/11/08)  
**HIT BATTERS:** 2 vs. Seton Hall (2/26/05)  
**PUTOUTS:** None  
**ASSIST:** 5 vs. Troy (3/4/06)  
**ERRORS:** None

### GARCIA'S OVERALL STATS

YEAR	ERA	W	L	APP	GS	CG	SHO/CBO	SV	IP	H	R	ER	BB	SO	2B	3B	HR	AB	B/AVG.	WP	HBP	BK	SFA	SHA
2005	3.46	7	2	17	9	4	3/0	0	64.2	61	39	32	43	45	15	2	0	247	0.247	11	6	0	0	11
2006	0.44	5	0	8	4	3	3/1	0	32.0	12	5	2	9	39	2	0	0	107	0.112	1	1	0	0	2
2007	1.33	6	1	12	6	5	3/2	0	42.0	26	10	8	20	41	0	0	3	150	0.173	0	3	0	0	0
2008	4.67	1	1	6	3	1	0/0	0	18.00	19	12	12	14	9	3	0	2	68	0.279	6	2	0	2	0
TOTALS	2.41	19	4	43	22	13	9/3	0	156.2	118	66	54	86	134	20	2	5	572	0.206	18	12	0	2	13

### GARCIA'S SEC STATS

YEAR	ERA	W	L	APP	GS	CG	SHO/CBO	SV	IP	H	R	ER	BB	SO	2B	3B	HR	AB	B/AVG.	WP	HBP	BK	SFA	SHA
2005	3.99	3	2	11	4	0	0/0	0	40.1	47	28	23	32	22	12	2	0	161	0.292	9	3	0	0	7
2006	3.00	0	0	1	0	0	0/0	0	2.1	4	4	1	0	0	0	0	0	11	0.364	0	1	0	0	1
2007	7.00	0	1	4	0	0	0/0	0	4.00	5	5	4	3	5	0	0	3	15	0.333	0	1	0	0	0
2008	0.00	0	0	0	0	0	0/0	0	0.00	0	0	0	0	0	0	0	0	0	0.000	0	0	0	0	0
TOTALS	4.20	3	3	16	4	0	0/0	0	46.2	56	37	28	35	27	12	2	3	187	0.299	9	5	0	0	8

246-74 Record • .769 SEC WINNING PCT. • Best in the SEC



# #12 STARLA GUFFEY

**CATCHER**

Fr./HS • R/R • 5-6  
Prairieville, La.  
St. Amant HS

**2008 SEASON SINGLE-GAME HIGHS:**

**AT BATS:** 1 - 7 times, last vs. Auburn (3/21)  
**RUNS:** None  
**HITS:** None  
**RBI:** None  
**2B:** None  
**3B:** None  
**HR:** None  
**BB:** None  
**SB:** None  
**PUTOUTS:** None  
**ERRORS:** None

**CAREER SINGLE-GAME HIGHS:**

**AT BATS:** 1 - 7 times, last vs. Auburn (3/21/08)  
**RUNS:** None  
**HITS:** None  
**RBI:** None  
**2B:** None  
**3B:** None  
**HR:** None  
**BB:** None  
**SB:** None  
**PUTOUTS:** None  
**ERRORS:** None

**GUFFEY'S OVERALL STATS**

YEAR	AVG.	GP	GS	AB	R	H	2B	3B	HR	RBI	TB	SLG%	BB	HBP	SO	GDP	OB%	SF	SH	SB	SBA	PO	A	E	FLD%
2008	0.000	7	0	7	0	0	0	0	0	0	0	0.000	0	0	3	0	0.000	0	0	0	0	0	0	0	0.000
TOTALS	0.000	7	0	7	0	0	0	0	0	0	0	0.000	0	0	3	0	0.000	0	0	0	0	0	0	0	0.000

**GUFFEY'S SEC STATS**

YEAR	AVG.	GP	GS	AB	R	H	2B	3B	HR	RBI	TB	SLG%	BB	HBP	SO	GDP	OB%	SF	SH	SB	SBA	PO	A	E	FLD%
2008	0.000	1	0	1	0	0	0	0	0	0	0	0.000	0	0	1	0	0.000	0	0	0	0	0	0	0	0.000
TOTALS	0.000	1	0	1	0	0	0	0	0	0	0	0.000	0	0	1	0	0.000	0	0	0	0	0	0	0	0.000



# #44 DEE DEE HENDERSON

**OUTFIELD**

Sr./3L • L/R • 5-4  
Atlanta, Texas  
Atlanta HS

**2008 SEASON SINGLE-GAME HIGHS:**

**AT BATS:** 5 vs. Troy (3/11/5)  
**RUNS:** 3 vs. St. John's (2/15)  
**HITS:** 3 - 3 times, last vs. Auburn (3/21)  
**RBI:** 2 vs. Auburn (3/21)  
**2B:** 1 - twice, last vs. Tulsa (3/2)  
**3B:** 1 vs. Auburn (3/21)  
**HR:** None  
**BB:** 2 vs. Nicholls State (2/16)  
**SB:** 3 vs. St. John's (2/15)  
**PUTOUTS:** 1 vs. Troy (3/11)  
**ERRORS:** None

**CAREER SINGLE-GAME HIGHS:**

**AT BATS:** 5 - 3 times, last vs. Troy (3/11/08)  
**RUNS:** 3 - 3 times, last vs. St. John's (2/15/08)  
**HITS:** 3 - 5 times, last vs. Auburn (3/21/08)  
**RBI:** 2 vs. Auburn (3/21/08)  
**2B:** 1 - 3 times, last vs. Tulsa (3/2/08)  
**3B:** 1 vs. Auburn (3/21/08)  
**HR:** None  
**BB:** 2 vs. Nicholls State (2/16/08)  
**SB:** 4 vs. Texas-San Antonio (3/13/07)  
**PUTOUTS:** 1 - 3 times, last vs. Troy (3/11/08)  
**ERRORS:** None

**HENDERSON'S CAREER AWARDS & HONORS**

- ▶ 2008 Team Tri-Captain
- ▶ 2007 LSWA First-Team All-Louisiana
- ▶ 2007 LSWA Louisiana Hitter of the Week (3/13)
- ▶ 2007 Husky Softball Classic All-Tournament Team
- ▶ 2007 ESPN the Magazine Third-Team Academic All-American
- ▶ 2007 ESPN the Magazine First-Team Academic All-District
- ▶ 2007 SEC Academic Honor Roll
- ▶ 2006 SEC Academic Honor Roll
- ▶ 2005 SEC Freshman Academic Honor Roll

**HENDERSON'S OVERALL STATS**

YEAR	AVG.	GP	GS	AB	R	H	2B	3B	HR	RBI	TB	SLG%	BB	HBP	SO	GDP	OB%	SF	SH	SB	SBA	PO	A	E	FLD%
2005	0.167	46	0	6	21	1	0	0	0	0	1	0.167	0	0	1	0	0.167	0	1	21	25	0	0	0	0.000
2006	0.125	60	1	8	26	1	0	0	0	1	1	0.125	1	0	0	0	0.222	0	0	28	32	1	0	0	1.000
2007	0.345	59	35	110	38	38	1	0	0	4	39	0.355	5	0	32	0	0.374	0	5	29	31	1	0	0	1.000
2008	0.321	31	30	81	21	26	2	1	0	7	30	0.370	8	4	17	0	0.409	0	2	24	26	1	0	0	1.000
TOTALS	0.320	198	66	206	106	66	3	1	0	12	71	0.345	14	4	50	0	0.375	0	8	102	114	3	0	0	1.000

**HENDERSON'S SEC STATS**

YEAR	AVG.	GP	GS	AB	R	H	2B	3B	HR	RBI	TB	SLG%	BB	HBP	SO	GDP	OB%	SF	SH	SB	SBA	PO	A	E	FLD%
2005	0.500	24	0	2	9	1	0	0	0	0	1	0.500	0	0	0	0	0.500	0	0	8	11	0	0	0	0.000
2006	0.000	28	0	2	13	0	0	0	0	0	0	0.000	0	0	0	0	0.000	0	0	12	12	0	0	0	0.000
2007	0.273	25	23	66	16	18	0	0	0	3	18	0.273	3	0	24	0	0.304	0	2	11	12	0	0	0	0.000
2008	0.375	6	6	16	5	6	0	1	0	3	8	0.500	1	1	5	0	0.444	0	1	5	6	0	0	0	0.000
TOTALS	0.291	83	29	86	43	25	0	1	0	6	27	0.314	4	1	29	0	0.330	0	3	36	41	0	0	0	0.000

1998 • 1999 • 2000 • 2001 • 2002 • NINE 50-WIN SEASONS • 2003 • 2004 • 2006 • 2007



# #5 DANI HOFER

**PITCHER**  
 Jr./2L • R/R • 5-11  
 Safety Harbor, Fla.  
 Palm Harbor HS

### 2008 SEASON SINGLE-GAME HIGHS:

**IP:** 8.0 - twice, last vs. South Florida (3/16)  
**RUNS ALLOWED:** 3 vs. Penn State (3/1)  
**ER ALLOWED:** 3 vs. Penn State (3/1)  
**BB ALLOWED:** 7 vs. Georgia (3/9)  
**STRIKEOUTS:** 16 vs. South Florida(3/16)  
**HITS ALLOWED:** 5 vs. Penn State (3/1)  
**WILD PITCHES:** 1 - 3 times, last vs. Tulsa (3/2)  
**HIT BATTERS:** 2 - 3 times, last vs. Auburn (3/22)  
**PUTOUTS:** 2 vs. Tulsa (3/2)  
**ASSISTS:** 2 vs. Tulsa (3/2)  
**ERRORS:** 2 vs. Ball State (2/15)

### CAREER SINGLE-GAME HIGHS:

**IP:** 10.0 vs. South Carolina (5/10/07)  
**RUNS ALLOWED:** 8 vs. Arizona (5/27/06)  
**ER ALLOWED:** 6 - twice, last vs. Washington (3/4/076)  
**BB ALLOWED:** 7 - twice, last vs. Georgia (3/8/08)  
**STRIKEOUTS:** 16 vs. South Florida(3/16/08)  
**HITS ALLOWED:** 8 vs. Arizona (5/27/06)  
**WILD PITCHES:** 1 - 5 times, last vs. Tulsa (3/2/08)  
**HIT BATTERS:** 3 vs. Northwestern State (3/22/06)  
**PUTOUTS:** 2 vs. Tulsa (3/2/08)  
**ASSISTS:** 3 vs. Tennessee (4/28/07)  
**ERRORS:** 2 vs. Ball State (2/15/08)

## HOFER'S CAREER AWARDS & HONORS

- ▶ 2008 SEC Pitcher of the Week (3/24, 3/10)
- ▶ 2008 LSWA Louisiana Pitcher of the Week (3/10)
- ▶ 2008 ESPN Preseason Second-Team All-American
- ▶ 2008 Preseason First-Team All-SEC
- ▶ 2008 USA Softball Player of the Year Watch List
- ▶ 2008 Easton Tiger Classic All-Tournament Team
- ▶ 2007 NFCA Second-Team All-South Region
- ▶ 2007 First-Team All-SEC
- ▶ 2007 LSWA Louisiana Pitcher of the Year
- ▶ 2007 LSWA First-Team All-Louisiana
- ▶ 2007 NCAA Palo Alto Regional All-Tournament Team
- ▶ 2007 SEC Tournament MVP
- ▶ 2007 SEC Pitcher of the Week (3/12, 2/26)
- ▶ 2007 LSWA Louisiana Pitcher of the Week (3/27, 3/13, 2/27)
- ▶ 2007 Easton Purple & Gold Challenge MVP
- ▶ 2006 SEC All-Freshman Team
- ▶ 2006 Tri-Louisiana Freshman of the Year
- ▶ 2006 Second-Team All-Louisiana
- ▶ 2006 SEC Freshman of the Week (2/20)
- ▶ 2006 LSWA Louisiana Pitcher of the Week (3/13)
- ▶ 2006 Purple & Gold Challenge All-Tournament Team
- ▶ 2006 Tiger Classic All-Tournament Team
- ▶ 2006 SEC Freshman Academic Honor Roll

## HOFER'S OVERALL STATS

YEAR	ERA	W	L	APP	GS	CG	SHO/CBO	SV	IP	H	R	ER	BB	SO	2B	3B	HR	AB	B/AVG.	WP	HBP	BK	SFA	SHA
2006	2.18	16	5	27	24	18	8/1	1	141.0	104	55	44	41	160	12	0	9	516	0.202	1	15	1	2	10
2007	1.36	24	3	33	26	20	10/3	2	180.2	101	44	35	56	244	14	0	15	627	0.161	1	11	1	2	20
2008	0.99	15	2	20	17	12	2/3	1	106.00	51	21	15	47	166	5	3	9	366	0.139	3	10	0	0	6
TOTALS	1.54	55	10	80	67	50	20/7	4	427.67	256	120	94	144	570	31	3	33	1509	0.170	5	36	2	4	36

## HOFER'S SEC STATS

YEAR	ERA	W	L	APP	GS	CG	SHO/CBO	SV	IP	H	R	ER	BB	SO	2B	3B	HR	AB	B/AVG.	WP	HBP	BK	SFA	SHA
2006	3.54	6	3	11	11	6	3/0	0	55.1	55	34	28	16	44	4	0	6	215	0.256	1	6	0	1	5
2007	1.25	13	1	18	14	11	5/1	2	101.0	61	22	18	26	117	7	0	9	352	0.173	1	7	1	0	12
2008	0.48	5	0	5	4	4	1/0	0	29.00	12	4	2	13	44	2	1	0	101	0.119	0	5	0	0	0
TOTALS	1.81	24	4	34	29	21	9/1	2	185.33	128	60	48	55	205	13	1	15	668	0.192	2	18	1	1	17



# #14 TAYL'R HOLLIS

**SHORTSTOP**  
 Sr./1L • R/R • 5-7  
 St. Amant, La.  
 Oklahoma

### 2008 SEASON SINGLE-GAME HIGHS:

**AT BATS:** 5 vs. Troy (3/11)  
**RUNS:** 2 vs. Georgia (3/8)  
**HITS:** 2 - 5 times, last vs. South Alabama (3/2)  
**RBI:** 5 vs. St. John's (2/15)  
**2B:** 1 - 5 times, last vs. Troy (3/11)  
**3B:** 1 vs. Ball State (2/15)  
**HR:** 1 - 5 times, last vs. South Alabama (2/29)  
**BB:** 2 - twice, last vs. Georgia (3/8)  
**SB:** 1 - 4 times, last vs. Nicholls State (3/5)  
**PUTOUTS:** 4 - 3 times, last vs. Nicholls State (3/5)  
**ERRORS:** 1 - 3 times, last vs. Fordham (3/14)

### CAREER SINGLE-GAME HIGHS:

**AT BATS:** 5 vs. Troy (3/11/08)  
**RUNS:** 2 - 5 times, last vs. Georgia (3/8/08)  
**HITS:** 3 - twice, last vs. Arkansas (4/21/07)  
**RBI:** 5 vs. St. John's (2/15/08)  
**2B:** 2 vs. Kentucky (4/3/07)  
**3B:** 1 - twice, last vs. Ball State (2/15/08)  
**HR:** 1 - 10 times last vs. South Alabama (2/29/08)  
**BB:** 2 - 5 times, last vs. Georgia (3/8/08)  
**SB:** 1 - 9 times, last vs. Nicholls State (3/5/08)  
**PUTOUTS:** 6 vs. Alabama (3/24/07)  
**ERRORS:** 2 - twice, last vs. Georgia (5/5/07)

## HOLLIS' CAREER AWARDS & HONORS

- ▶ 2008 Easton Tiger Classic All-Tournament Team
- ▶ 2007 LSWA Louisiana Hitter of the Week (4/10)

## HOLLIS' OVERALL STATS

YEAR	AVG.	GP	GS	AB	R	H	2B	3B	HR	RBI	TB	SLG%	BB	HBP	SO	GDP	OB%	SF	SH	SB	SBA	PO	A	E	FLD%
2005 (OU)	0.285	59	56	144	20	41	7	0	7	23	69	0.479	17	5	28	0	0.380	0	1	1	2	80	78	12	0.929
2007	0.281	50	50	139	22	39	8	1	5	24	64	0.460	12	3	28	0	0.346	2	2	5	8	61	91	10	0.938
2008	0.270	31	31	89	15	24	5	1	5	24	46	0.517	16	1	15	0	0.383	1	0	4	5	55	31	3	0.966
TOTALS	0.276	142	139	377	57	104	20	2	17	71	179	0.475	45	9	73	0	0.364	3	3	10	15	199	203	25	0.941

## HOLLIS' SEC STATS

YEAR	AVG.	GP	GS	AB	R	H	2B	3B	HR	RBI	TB	SLG%	BB	HBP	SO	GDP	OB%	SF	SH	SB	SBA	PO	A	E	FLD%
2007	0.292	25	25	72	9	21	5	0	3	17	35	0.486	3	0	16	0	0.312	2	0	3	3	38	55	4	0.959
2008	0.059	6	6	17	3	1	0	0	0	0	1	0.059	3	1	5	0	0.238	0	0	0	0	12	7	1	0.950
TOTALS	0.247	31	31	89	12	22	5	0	3	17	36	0.404	6	1	21	0	0.296	2	0	3	3	50	62	5	0.957

Over Last 11 Years • **52.7 WINS PER YEAR** • Second in the NCAA



# #9 JAZZ JACKSON

**OUTFIELD**  
So./1L • L/R • 5-4  
Houston, Texas  
Bellaire HS

### 2008 SEASON SINGLE-GAME HIGHS:

**AT BATS:** 5 - twice, last vs. Auburn (3/21)  
**RUNS:** 2 - 3 times, last vs. Auburn (3/22)  
**HITS:** 3 vs. Southeastern La. (2/19)  
**RBI:** 1 - 8 times, last vs. Auburn (3/21)  
**2B:** 1 - 2 times, last vs. Auburn (3/21)  
**3B:** None  
**HR:** None  
**BB:** 1 - 3 times, last vs. Fordham (3/14)  
**SB:** 2 vs. Southeastern La. (2/19)  
**PUTOUTS:** 3 - 3 times, last vs. Troy (3/11)  
**ERRORS:** 1 vs. Fordham (3/14)

### CAREER SINGLE-GAME HIGHS:

**AT BATS:** 5 - 3 times, last vs. Auburn (3/21/08)  
**RUNS:** 4 vs. Alcorn State (2/27/07)  
**HITS:** 4 - 3 times, last vs. McNeese State (3/7/07)  
**RBI:** 2 vs. Arkansas (4/21/07)  
**2B:** 1 - 5 times, last vs. Auburn (3/21/08)  
**3B:** 1 vs. Troy (2/24/07)  
**HR:** None  
**BB:** 2 - 3 times, last vs. South Carolina (4/6/08)  
**SB:** 3 vs. Alcorn State (2/27/07)  
**PUTOUTS:** 3 - 6 times, last vs. Troy (3/11/08)  
**ERRORS:** 1 - 5 times, last vs. Fordham (3/14/08)

## JACKSON'S CAREER AWARDS & HONORS

- ▶ 2008 Preseason First-Team All-SEC
- ▶ 2007 NFCA Second-Team All-South Region
- ▶ 2007 Second-Team All-SEC
- ▶ 2007 SEC All-Freshman Team
- ▶ 2007 LSWA Louisiana Freshman of the Year
- ▶ 2007 LSWA First-Team All-Louisiana
- ▶ 2007 SEC Freshman of the Week (4/23)
- ▶ 2007 LSWA Louisiana Hitter of the Week (2/27)
- ▶ 2007 Easton Purple & Gold Challenge All-Tournament Team
- ▶ 2007 Easton Tiger Classic All-Tournament Team

## JACKSON'S OVERALL STATS

YEAR	AVG.	GP	GS	AB	R	H	2B	3B	HR	RBI	TB	SLG%	BB	HBP	SO	GDP	OB%	SF	SH	SB	SBA	PO	A	E	FLD%
2007	0.387	61	60	199	39	77	2	1	0	15	81	0.407	13	3	22	0	0.433	0	6	15	18	35	2	4	0.902
2008	0.297	31	31	101	21	30	3	0	0	8	33	0.327	3	1	9	0	0.321	1	3	13	13	34	2	1	0.973
TOTALS	0.351	94	93	305	60	107	5	1	0	23	114	0.374	17	4	35	0	0.391	1	9	28	31	72	4	5	0.938

## JACKSON'S SEC STATS

YEAR	AVG.	GP	GS	AB	R	H	2B	3B	HR	RBI	TB	SLG%	BB	HBP	SO	GDP	OB%	SF	SH	SB	SBA	PO	A	E	FLD%
2007	0.293	28	28	92	9	27	0	0	0	6	27	0.293	5	0	12	0	0.330	0	2	4	4	24	1	2	0.926
2008	0.304	6	6	23	6	7	1	0	0	3	8	0.348	0	0	3	0	0.304	0	0	1	1	8	1	0	1.000
TOTALS	0.296	34	34	115	15	34	1	0	0	9	35	0.304	5	0	15	0	0.325	0	2	5	5	32	2	2	0.944



# #55 RACHEL MITCHELL

**OUTFIELD**  
So./1L • L/R • 5-3  
LaPorte, Texas  
LaPorte HS

### 2008 SEASON SINGLE-GAME HIGHS:

**AT BATS:** 6 vs. Troy (3/11)  
**RUNS:** 3 - twice, last vs. Chattanooga (2/16)  
**HITS:** 3 vs. Arizona (2/24)  
**RBI:** 4 vs. St. John's (2/15)  
**2B:** 2 vs. Auburn (3/21)  
**3B:** 1 - twice, last vs. Nicholls State (2/17)  
**HR:** 1 - 4 times, last vs. Auburn (3/21)  
**BB:** 2 - 4 times, last vs. South Florida (3/16)  
**SB:** 2 - twice, last vs. Georgia (3/9)  
**PUTOUTS:** 4 vs. Northwestern (2/23)  
**ERRORS:** None

### CAREER SINGLE-GAME HIGHS:

**AT BATS:** 6 vs. Troy (3/11/08)  
**RUNS:** 3 - 3 times, last vs. Tennessee (4/28/07)  
**HITS:** 3 - 5 times, last vs. Arizona (2/24/08)  
**RBI:** 5 vs. Stanford (5/19/07)  
**2B:** 2 - 3 times, last vs. Auburn (3/21/08)  
**3B:** 1 vs. Arkansas (4/21/07)  
**HR:** 2 vs. Stanford (5/19/07)  
**BB:** 4 vs. Missouri State (2/16/07)  
**SB:** 2 - twice, last vs. Georgia (3/9/08)  
**PUTOUTS:** 4 vs. Northwestern (2/23/08)  
**ERRORS:** 1 - twice, last vs. Texas State (2/17/07)

## MITCHELL'S CAREER AWARDS & HONORS

- ▶ 2008 Preseason First-Team All-SEC
- ▶ 2007 NCAA Tempe Super Regional All-Tournament Team
- ▶ 2007 NCAA Palo Alto Regional Tournament MVP
- ▶ 2007 SEC All-Freshman Team
- ▶ 2007 SEC All-Tournament Team

## MITCHELL'S OVERALL STATS

YEAR	AVG.	GP	GS	AB	R	H	2B	3B	HR	RBI	TB	SLG%	BB	HBP	SO	GDP	OB%	SF	SH	SB	SBA	PO	A	E	FLD%
2007	0.309	61	54	162	53	50	11	1	11	39	96	0.593	30	5	33	1	0.427	2	6	6	7	37	4	2	0.953
2008	0.326	31	31	95	25	31	9	2	4	26	56	0.589	17	2	9	0	0.431	2	1	9	9	20	2	0	1.000
TOTALS	0.322	94	87	264	80	85	21	3	16	66	160	0.606	47	7	45	1	0.432	4	7	15	16	58	7	2	0.970

## MITCHELL'S SEC STATS

YEAR	AVG.	GP	GS	AB	R	H	2B	3B	HR	RBI	TB	SLG%	BB	HBP	SO	GDP	OB%	SF	SH	SB	SBA	PO	A	E	FLD%
2007	0.266	25	21	64	16	17	3	1	3	9	31	0.484	8	2	11	1	0.360	1	2	2	3	14	0	0	1.000
2008	0.333	6	6	18	6	6	4	0	1	6	13	0.722	5	0	1	0	0.478	0	0	2	2	4	0	0	1.000
TOTALS	0.280	31	27	82	22	23	7	1	4	15	44	0.537	13	2	12	1	0.388	1	2	4	5	18	0	0	1.000

**140 WEEKS IN THE NFCA/USA TODAY POLL**



# #3 JESSICA MOUSE

**THIRD BASE**  
Fr./HS • R/R • 5-7  
Tampa, Fla.  
George D. Chamberlain HS

### 2008 SEASON SINGLE-GAME HIGHS:

**AT BATS:** 4 - 3 times, last vs. Auburn (3/21)  
**RUNS:** 2 vs. Fordham (3/14)  
**HITS:** 2 vs. Auburn (3/21)  
**RBI:** 1 - 5 times, last vs. Purdue (3/15)  
**2B:** 1 vs. Nicholls State (2/17)  
**3B:** None  
**HR:** 1 - 3 times, last vs. Georgia (3/8)  
**BB:** 3 vs. Southern Miss (2/29)  
**SB:** 1 vs. UL-Monroe (2/27)  
**ASSISTS:** 3 - 3 times, last vs. Auburn (3/22)  
**ERRORS:** 1 - twice, last vs. South Florida (3/16)

### CAREER SINGLE-GAME HIGHS:

**AT BATS:** 4 - 3 times, last vs. Auburn (3/21/08)  
**RUNS:** 2 vs. Fordham (3/14/08)  
**HITS:** 2 vs. Auburn (3/21/08)  
**RBI:** 1 - 5 times, last vs. Purdue (3/15/08)  
**2B:** 1 vs. Nicholls State (2/17/08)  
**3B:** None  
**HR:** 1 - 3 times, last vs. Georgia (3/8/08)  
**BB:** 3 vs. Southern Miss (2/29/08)  
**SB:** 1 vs. UL-Monroe (2/27/08)  
**ASSISTS:** 3 - 3 times, last vs. Auburn (3/22/08)  
**ERRORS:** 1 - twice, last vs. South Florida (3/16/08)

### MOUSE'S OVERALL STATS

YEAR	AVG.	GP	GS	AB	R	H	2B	3B	HR	RBI	TB	SLG%	BB	HBP	SO	GDP	OB%	SF	SH	SB	SBA	PO	A	E	FLD%
2008	0.140	26	26	57	11	8	1	0	3	5	18	0.316	17	3	15	0	0.359	1	2	1	1	27	35	2	0.969
TOTALS	0.140	26	26	57	11	8	1	0	3	5	18	0.316	17	3	15	0	0.359	1	2	1	1	27	35	2	0.969

### MOUSE'S SEC STATS

YEAR	AVG.	GP	GS	AB	R	H	2B	3B	HR	RBI	TB	SLG%	BB	HBP	SO	GDP	OB%	SF	SH	SB	SBA	PO	A	E	FLD%
2008	0.214	6	6	14	1	3	0	0	1	1	6	0.429	3	0	4	0	0.353	0	0	0	0	9	8	0	1.000
TOTALS	0.214	6	6	14	1	3	0	0	1	1	6	0.429	3	0	4	0	0.353	0	0	0	0	9	8	0	1.000



# #4 KILLIAN ROESSNER

**CATCHER**  
Sr./3L • R/R • 5-7  
Manasquan, N.J.  
Wall HS

### 2008 SEASON SINGLE-GAME HIGHS:

**AT BATS:** 4 - 8 times, last vs. Auburn (3/21)  
**RUNS:** 2 - twice, last vs. Troy (3/11)  
**HITS:** 3 - twice, last vs. Auburn (3/21)  
**RBI:** 4 vs. Auburn (3/21)  
**2B:** 1 - 8 times, last vs. Oklahoma State (3/14)  
**3B:** None  
**HR:** 2 vs. Southern Miss (2/29)  
**BB:** 2 - twice, last vs. Auburn (3/22)  
**SB:** 1 vs. Nicholls State (2/16)  
**PUTOUTS:** 15 - 3 times, last vs. Auburn (3/21)  
**ERRORS:** 1 - twice, last vs. Georgia (3/9)

### CAREER SINGLE-GAME HIGHS:

**AT BATS:** 6 vs. UL-Lafayette (5/20/06)  
**RUNS:** 3 vs. Centenary (3/21/07)  
**HITS:** 4 - twice, last vs. Arkansas (4/21/07)  
**RBI:** 4 - 3 times, last vs. Auburn (3/21/08)  
**2B:** 1 - 33 times, last vs. Oklahoma State (3/14/08)  
**3B:** None  
**HR:** 2 - twice, last vs. Southern Miss (2/29/08)  
**BB:** 2 - 3 times, last vs. Auburn (3/22/08)  
**SB:** 1 - 3 times, last vs. Nicholls State (2/16/08)  
**PUTOUTS:** 16 vs. McNeese State (3/15/06)  
**ERRORS:** 1 - 13 times, last vs. Georgia (3/9/08)

### ROESSNER'S CAREER AWARDS & HONORS

- ▶ 2008 SEC Player of the Week (3/17)
- ▶ 2008 ESPN Preseason Second-Team All-American
- ▶ 2008 Preseason First-Team All-SEC
- ▶ 2008 USA Softball Player of the Year Watch List
- ▶ 2007 Diamond Sports National Catcher of the Year
- ▶ 2007 NFCA First-Team All-American
- ▶ 2007 NFCA First-Team All-South Region
- ▶ 2007 Second-Team All-SEC
- ▶ 2007 LSWA First-Team All-Louisiana
- ▶ 2007 SEC Player of the Week (3/5)
- ▶ 2007 LSWA Louisiana Hitter of the Week (4/24, 3/6)
- ▶ 2007 Husky Softball Classic All-Tournament Team
- ▶ 2007 Team Tri-Captain
- ▶ 2006 SEC All-Tournament Team
- ▶ 2006 SEC Academic Honor Roll
- ▶ 2005 Purple & Gold Challenge All-Tournament Team
- ▶ 2005 SEC Freshman Academic Honor Roll

### ROESSNER'S OVERALL STATS

YEAR	AVG.	GP	GS	AB	R	H	2B	3B	HR	RBI	TB	SLG%	BB	HBP	SO	GDP	OB%	SF	SH	SB	SBA	PO	A	E	FLD%
2005	0.203	41	25	79	5	16	2	0	0	4	18	0.228	8	0	7	0	0.276	0	1	0	0	111	20	1	0.992
2006	0.261	69	68	180	16	47	9	0	5	25	71	0.394	4	1	24	2	0.278	2	4	0	0	492	44	4	0.993
2007	0.363	62	58	171	23	62	15	0	6	36	95	0.556	13	5	25	1	0.417	3	6	2	2	451	47	6	0.988
2008	0.348	31	30	92	14	32	8	0	9	34	67	0.728	13	1	13	0	0.418	4	0	1	1	275	23	2	0.993
TOTALS	0.298	205	183	526	58	157	34	0	20	99	251	0.477	38	7	72	3	0.348	9	11	3	3	1339	134	13	0.991

### ROESSNER'S SEC STATS

YEAR	AVG.	GP	GS	AB	R	H	2B	3B	HR	RBI	TB	SLG%	BB	HBP	SO	GDP	OB%	SF	SH	SB	SBA	PO	A	E	FLD%
2005	0.203	41	25	79	5	16	2	0	0	4	18	0.228	8	0	7	0	0.276	0	1	0	0	111	20	1	0.992
2006	0.209	30	30	67	4	14	1	0	2	5	21	0.313	3	1	11	1	0.250	1	0	0	0	187	13	3	0.985
2007	0.306	28	28	85	12	26	4	0	1	8	33	0.388	5	2	11	1	0.355	1	0	2	2	207	23	5	0.979
2008	0.444	6	6	18	4	8	1	0	2	11	15	0.833	4	0	3	0	0.522	1	0	0	0	60	6	1	0.985
TOTALS	0.257	105	89	249	25	64	8	0	5	28	87	0.349	20	3	32	2	0.316	3	1	2	2	565	62	10	0.984

**93 WEEKS IN THE TOP 10 OF THE NFCA POLL**



# #1 TIFFANY SHAW

**OUTFIELD**  
Fr./HS • L/R • 5-4  
Shreveport, La.  
Evangel Academy

### 2008 SEASON SINGLE-GAME HIGHS:

**AT BATS:** 1 vs. Southeastern La. (2/19)  
**RUNS:** 1 - 13 times, last vs. South Florida (3/16)  
**HITS:** None  
**RBI:** None  
**2B:** None  
**3B:** None  
**HR:** None  
**BB:** None  
**SB:** 2 - twice, last vs. Georgia (3/8)  
**PUTOUTS:** None  
**ERRORS:** None

### CAREER SINGLE-GAME HIGHS:

**AT BATS:** 1 vs. Southeastern La. (2/19/08)  
**RUNS:** 1 - 13 times, last vs. South Florida (3/16/08)  
**HITS:** None  
**RBI:** None  
**2B:** None  
**3B:** None  
**HR:** None  
**BB:** None  
**SB:** 2 - twice, last vs. Georgia (3/8/08)  
**PUTOUTS:** None  
**ERRORS:** None

### SHAW'S OVERALL STATS

YEAR	AVG.	GP	GS	AB	R	H	2B	3B	HR	RBI	TB	SLG%	BB	HBP	SO	GDP	OB%	SF	SH	SB	SBA	PO	A	E	FLD%
2008	0.000	24	1	1	13	0	0	0	0	0	0	0.000	0	0	1	0	0.000	0	0	8	11	0	0	0	0.000
TOTALS	0.000	24	1	1	13	0	0	0	0	0	0	0.000	0	0	1	0	0.000	0	0	8	11	0	0	0	0.000

### SHAW'S SEC STATS

YEAR	AVG.	GP	GS	AB	R	H	2B	3B	HR	RBI	TB	SLG%	BB	HBP	SO	GDP	OB%	SF	SH	SB	SBA	PO	A	E	FLD%
2008	0.000	4	0	0	2	0	0	0	0	0	0	0.000	0	0	0	0	0.000	0	0	3	3	0	0	0	0.000
TOTALS	0.000	4	0	0	2	0	0	0	0	0	0	0.000	0	0	0	0	0.000	0	0	3	3	0	0	0	0.000



# #17 ERIKA SLUSS

**INFIELD**  
Sr./3L • R/R • 5-3  
Vista, Calif.  
Rancho Buena Vista HS

### 2008 SEASON SINGLE-GAME HIGHS:

**AT BATS:** 4 - 3 times, last vs. Fordham (3/14)  
**RUNS:** 2 - twice, last vs. Purdue (3/15)  
**HITS:** 3 vs. Southeastern La. (2/19)  
**RBI:** 3 vs. Nicholls State (2/16)  
**2B:** 1 vs. Southeastern La. (2/19)  
**3B:** None  
**HR:** 1 - twice, last vs. Cal State Fullerton (2/23)  
**BB:** 2 vs. Pacific (2/22)  
**SB:** 1 - 3 times, last vs. UL-Monroe (2/27)  
**PUTOUTS:** 10 vs. Troy (3/11)  
**ERRORS:** 1 - 3 times, last vs. Georgia (3/8)

### CAREER SINGLE-GAME HIGHS:

**AT BATS:** 4 - 6 times, last vs. Fordham (3/14/08)  
**RUNS:** 2 - 6 times, last vs. Purdue (3/15/08)  
**HITS:** 3 vs. Southeastern La. (2/19/08)  
**RBI:** 4 vs. Portland State (3/2/07)  
**2B:** 1 - 5 times, last vs. Southeastern La. (2/19/07)  
**3B:** None  
**HR:** 1 - 5 times, last vs. Cal State Fullerton (2/23/08)  
**BB:** 2 - 4 times, last vs. Pacific (2/22/08)  
**SB:** 2 vs. Pacific (2/22/08)  
**PUTOUTS:** 10 - twice, last vs. Troy (3/11/08)  
**ERRORS:** 1 - 6 times, last vs. Georgia (3/8/08)

### SLUSS' OVERALL STATS

YEAR	AVG.	GP	GS	AB	R	H	2B	3B	HR	RBI	TB	SLG%	BB	HBP	SO	GDP	OB%	SF	SH	SB	SBA	PO	A	E	FLD%
2005	0.219	28	3	32	4	7	0	0	0	2	7	0.219	3	1	1	1	0.306	0	0	1	1	2	6	1	0.889
2006	0.256	43	9	39	12	10	2	0	0	9	12	0.308	6	1	6	0	0.354	2	0	4	5	13	1	0	1.000
2007	0.241	45	18	54	16	13	2	0	3	14	24	0.444	9	2	16	0	0.369	0	0	3	3	29	23	2	0.963
2008	0.267	30	30	75	13	20	1	0	2	10	27	0.360	16	6	14	1	0.429	1	0	3	4	116	17	3	0.978
TOTALS	0.248	147	60	202	45	50	5	0	5	35	70	0.347	34	10	38	2	0.378	3	0	11	13	163	47	6	0.972

### SLUSS' SEC STATS

YEAR	AVG.	GP	GS	AB	R	H	2B	3B	HR	RBI	TB	SLG%	BB	HBP	SO	GDP	OB%	SF	SH	SB	SBA	PO	A	E	FLD%
2005	0.154	13	1	13	0	2	0	0	0	1	2	0.154	1	0	1	1	0.214	0	0	0	0	1	5	0	1.000
2006	0.235	19	2	17	4	4	1	0	0	3	5	0.294	1	1	3	0	0.316	0	0	2	2	1	0	0	1.000
2007	0.071	20	3	14	6	1	0	0	0	0	1	0.071	0	0	6	0	0.071	0	0	1	1	3	9	1	0.923
2008	0.214	6	6	14	2	3	0	0	0	0	3	0.214	3	2	3	0	0.421	0	0	0	1	24	3	1	0.964
TOTALS	0.172	58	12	58	12	10	1	0	0	4	11	0.190	5	3	13	1	0.273	0	0	3	4	29	17	2	0.958

**76 WEEKS IN THE ESPN/USA SOFTBALL POLL**



# #13 SHANNON STEIN

**SECOND BASE**  
 Sr./2L • R/R • 5-5  
 Upland, Calif.  
 Texas A&M-Corpus Christi

### 2008 SEASON SINGLE-GAME HIGHS:

**AT BATS:** 4 - 4 times, last vs. Auburn (3/21)  
**RUNS:** 2 - 5 times, last vs. Auburn (3/21)  
**HITS:** 3 - 3 times, last vs. South Alabama (2/29)  
**RBI:** 2 - 3 times, last vs. Tulsa (3/1)  
**2B:** 1 - 7 times, last vs. Auburn (3/22)  
**3B:** None  
**HR:** 1 vs. Nicholls State (2/16)  
**BB:** 1 - 10 times, last vs. Auburn (3/21)  
**SB:** 1 - 5 times, last vs. Southern Miss (2/29)  
**PUTOUTS:** 5 vs. Penn State (3/1)  
**ERRORS:** 1 - 5 times, last vs. Georgia (3/9)

### CAREER SINGLE-GAME HIGHS:

**AT BATS:** 4 - 10 times, last vs. Auburn (3/21/08)  
**RUNS:** 2 - 9 times, last vs. Auburn (3/21/08)  
**HITS:** 3 - 4 times, last vs. South Alabama (2/29/08)  
**RBI:** 3 vs. Southeastern La. (4/11/07)  
**2B:** 2 vs. Troy (2/25/07)  
**3B:** 1 vs. Southeastern La. (4/11/07)  
**HR:** 1 - twice, last vs. Nicholls State (2/16/08)  
**BB:** 1 - 16 times, last vs. Auburn (3/21/08)  
**SB:** 1 - 9 times, last vs. Southern Miss (2/29/08)  
**PUTOUTS:** 5 - 4 times, last vs. Penn State (3/1/08)  
**ERRORS:** 1 - 11 times, last vs. Georgia (3/9/08)

### STEIN'S CAREER AWARDS & HONORS

- ▶ 2008 Easton Tiger Classic MVP
- ▶ 2008 Team Tri-Captain
- ▶ 2007 SEC All-Tournament Team
- ▶ 2007 Team Tri-Captain

### STEIN'S OVERALL STATS

YEAR	AVG.	GP	GS	AB	R	H	2B	3B	HR	RBI	TB	SLG%	BB	HBP	SO	GDP	OB%	SF	SH	SB	SBA	PO	A	E	FLD%
2005 (CC)	0.315	48	48	149	14	47	7	0	3	26	63	0.423	2	3	9	0	0.335	1	3	1	6	75	45	4	0.968
2006	0.207	43	8	29	10	6	0	0	0	2	6	0.207	1	1	3	0	0.258	0	4	0	1	4	3	0	1.000
2007	0.300	47	44	120	22	36	7	1	1	14	48	0.400	5	7	13	0	0.364	0	2	4	6	90	30	6	0.952
2008	0.402	31	30	82	19	33	7	0	1	14	43	0.524	10	0	5	1	0.462	1	0	5	5	45	18	5	0.926
TOTALS	0.319	171	132	386	65	123	21	1	5	56	161	0.417	18	11	30	1	0.365	2	9	10	18	215	100	15	0.955

### STEIN'S SEC STATS

YEAR	AVG.	GP	GS	AB	R	H	2B	3B	HR	RBI	TB	SLG%	BB	HBP	SO	GDP	OB%	SF	SH	SB	SBA	PO	A	E	FLD%
2006	0.286	19	3	14	6	4	0	0	0	1	4	0.286	0	0	2	0	0.286	0	3	0	0	0	1	0	1.000
2007	0.293	19	19	58	5	17	1	0	1	5	21	0.362	1	1	7	0	0.317	0	0	2	4	51	16	2	0.971
2008	0.286	6	6	14	5	4	1	0	0	0	5	0.357	3	0	0	0	0.412	0	0	0	0	12	4	1	0.941
TOTALS	0.291	44	28	86	16	25	2	0	1	6	30	0.349	4	1	9	0	0.330	0	3	2	4	63	21	3	0.966



# #22 CODY TRAHAN

**PITCHER**  
 So./1L • R/R • 6-0  
 Little Cypress, Texas  
 Little Cypress-Mauriceville HS

### 2008 SEASON SINGLE-GAME HIGHS:

**IP:** 8.0 vs. Auburn (3/21)  
**RUNS ALLOWED:** 5 vs. Southern Miss (2/29)  
**ER ALLOWED:** 5 vs. Southern Miss (2/29)  
**BB ALLOWED:** 4 vs. Purdue (3/15)  
**STRIKEOUTS:** 11 - twice, last 8.0 vs. Auburn (3/21)  
**HITS ALLOWED:** 9 vs. Florida Atlantic (2/22)  
**WILD PITCHES:** 1 - twice, last vs. Fordham (3/14)  
**HIT BATTERS:** None  
**PUTOUTS:** None  
**ASSISTS:** 2 vs. Fordham (3/14)  
**ERRORS:** None

### CAREER SINGLE-GAME HIGHS:

**IP:** 8.0 vs. Auburn (3/21/08)  
**RUNS ALLOWED:** 5 - twice, last 5 vs. S. Miss (2/29/08)  
**ER ALLOWED:** 5 vs. Southern Miss (2/29/08)  
**BB ALLOWED:** 4 vs. Purdue (3/15/08)  
**STRIKEOUTS:** 12 vs. Centenary (3/21/07)  
**HITS ALLOWED:** 9 vs. Florida Atlantic (2/22/08)  
**WILD PITCHES:** 2 vs. Mississippi State (2/14/07)  
**HIT BATTERS:** 1 - twice, last vs. SLU (4/25/07)  
**PUTOUTS:** 3 vs. Southern (4/17/07)  
**ASSISTS:** 2 vs. Fordham (3/14/08)  
**ERRORS:** 1 - twice, last vs. Georgia (5/5/07)

### TRAHAN'S OVERALL STATS

YEAR	ERA	W	L	APP	GS	CG	SHO/CBO	SV	IP	H	R	ER	BB	SO	2B	3B	HR	AB	B/AVG.	WP	HBP	BK	SFA	SHA
2007	0.54	4	1	9	5	5	3/1	0	38.2	21	8	3	13	60	3	0	0	134	0.157	3	2	0	0	3
2008	1.65	9	1	12	8	4	2/2	0	63.67	39	16	15	22	81	5	1	5	218	0.179	3	0	0	0	8
TOTALS	1.23	13	2	21	13	9	5/3	0	102.34	60	24	18	35	141	8	1	5	352	0.170	6	2	0	0	11

### TRAHAN'S SEC STATS

YEAR	ERA	W	L	APP	GS	CG	SHO/CBO	SV	IP	H	R	ER	BB	SO	2B	3B	HR	AB	B/AVG.	WP	HBP	BK	SFA	SHA
2007	5.25	0	0	2	0	0	0/0	0	4.0	9	6	3	2	2	3	0	0	22	0.409	2	0	0	0	1
2008	1.40	1	0	2	2	1	1/0	0	15.00	6	3	3	3	19	2	0	0	48	0.125	1	0	0	0	1
TOTALS	2.21	1	0	4	2	1	1/0	0	19.00	15	9	6	5	21	5	0	0	70	0.214	3	0	0	0	2

**43 WEEKS IN THE TOP 10 OF THE ESPN POLL**

2008 LSU Tiger Softball  
 Game Results for LSU (as of Mar 22, 2008)  
 (All games)

Game date	Opposing team	Score	r	h	e/	r	h	e	Inns	Overall	SEC	Pitcher of record	Attend Time	
-----	-----	----	-----/-----			----	-----	-----	-----	-----	-----	-----	-----	-----
1Feb 15, 2008	ST. JOHN'S	W 14-0	14	12	0/	0	1	2	5	1- 0- 0	0- 0- 0	Trahan (W 1-0)	- 1:58	
1Feb 15, 2008	BALL STATE	W 4-2	4	6	2/	2	2	1	7	2- 0- 0	0- 0- 0	Hofer (W 1-0)	735 1:59	
1Feb 16, 2008	NICHOLLS STATE	W 9-1	9	8	0/	1	4	3	6	3- 0- 0	0- 0- 0	Trahan (W 2-0)	- 2:09	
1Feb 16, 2008	CHATTANOOGA	W 9-1	9	11	0/	1	1	0	5	4- 0- 0	0- 0- 0	Hofer (W 2-0)	939 1:38	
1Feb 17, 2008	BALL STATE	W 10-2	10	10	0/	2	3	5	6	5- 0- 0	0- 0- 0	Garcia (W 1-0)	- 1:55	
1Feb 17, 2008	NICHOLLS STATE	W 9-2	9	12	3/	2	4	0	7	6- 0- 0	0- 0- 0	Hofer (W 3-0)	692 2:12	
Feb 19, 2008	SOUTHEASTERN LA.	W 7-0	7	12	1/	0	3	3	7	7- 0- 0	0- 0- 0	Hofer (W 4-0)	589 1:51	
2Feb 22, 2008	vs Florida Atlantic	0-3 L	0	4	0/	3	9	0	7	7- 1- 0	0- 0- 0	Trahan (L 2-1)	- 1:37	
2Feb 22, 2008	vs Pacific	W 2-1	2	4	2/	1	3	2	7	8- 1- 0	0- 0- 0	Hofer (W 5-0)	200 1:50	
2Feb 23, 2008	vs #23 Cal State Fuller	W 3-2	3	3	0/	2	2	0	( 8)	9- 1- 0	0- 0- 0	Hofer (W 6-0)	- 1:57	
2Feb 23, 2008	vs #2 Northwestern	4-6 L	4	7	0/	6	5	1	7	9- 2- 0	0- 0- 0	Hofer (L 6-1)	350 2:09	
2Feb 24, 2008	vs #9 Arizona	4-7 L	4	7	0/	7	9	0	7	9- 3- 0	0- 0- 0	Garcia (L 1-1)	350 2:05	
Feb 27, 2008	UL-MONROE	W 9-2	9	10	1/	2	5	0	7	10- 3- 0	0- 0- 0	Trahan (W 3-1)	534 2:07	
3Feb 29, 2008	SOUTHERN MISS	W 8-5	8	8	1/	5	5	0	7	11- 3- 0	0- 0- 0	Trahan (W 4-1)	- 2:04	
3Feb 29, 2008	SOUTH ALABAMA	W 7-0	7	10	1/	0	3	4	7	12- 3- 0	0- 0- 0	Hofer (W 7-1)	812 2:02	
3Mar 01, 2008	PENN STATE	0-3 L	0	1	0/	3	6	0	7	12- 4- 0	0- 0- 0	Hofer (L 7-2)	- 1:26	
3Mar 01, 2008	TULSA	W 4-2	4	4	0/	2	5	1	7	13- 4- 0	0- 0- 0	Faile (W 1-0)	836 1:39	
3Mar 02, 2008	SOUTH ALABAMA	W 1-0	1	5	0/	0	4	0	7	14- 4- 0	0- 0- 0	Trahan (W 5-1)	- 1:45	
3Mar 02, 2008	TULSA	W 6-1	6	11	0/	1	3	2	7	15- 4- 0	0- 0- 0	Hofer (W 8-2)	661 1:51	
Mar 05, 2008	at Nicholls State	W 3-0	3	7	2/	0	4	1	7	16- 4- 0	0- 0- 0	Faile (W 2-0)	502 2:00	
*Mar 08, 2008	#16 GEORGIA	W 8-1	8	8	1/	1	4	0	7	17- 4- 0	1- 0- 0	Hofer (W 9-2)	- 2:07	
*Mar 08, 2008	#16 GEORGIA	W 1-0	1	2	0/	0	1	0	7	18- 4- 0	2- 0- 0	Trahan (W 6-1)	883 1:27	
*Mar 09, 2008	#16 GEORGIA	W 5-2	5	5	3/	2	1	0	7	19- 4- 0	3- 0- 0	Hofer (W 10-2)	756 1:47	
Mar 11, 2008	TROY	W 7-6	7	15	0/	6	11	1	(11)	20- 4- 0	3- 0- 0	Trahan (W 7-1)	565 3:14	
4Mar 14, 2008	vs Fordham	W 8-3	8	10	2/	3	6	3	7	21- 4- 0	3- 0- 0	Trahan (W 8-1)	- 2:08	
4Mar 14, 2008	vs Oklahoma State	W 2-0	2	6	0/	0	4	1	7	22- 4- 0	3- 0- 0	Hofer (W 11-2)	300 1:43	
4Mar 15, 2008	vs Purdue	W 4-0	4	6	0/	0	5	1	7	23- 4- 0	3- 0- 0	Trahan (W 9-1)	153 1:57	
4Mar 16, 2008	vs South Florida	W 2-1	2	6	1/	1	4	1	( 8)	24- 4- 0	3- 0- 0	Hofer (W 12-2)	129 1:53	
*Mar 21, 2008	AUBURN	W 8-1	8	12	0/	1	3	0	7	25- 4- 0	4- 0- 0	Hofer (W 13-2)	- 2:04	
*Mar 21, 2008	AUBURN	W 5-3	5	8	0/	3	6	3	(10)	26- 4- 0	5- 0- 0	Hofer (W 14-2)	1088 2:47	
*Mar 22, 2008	AUBURN	W 10-0	10	9	0/	0	3	3	6	27- 4- 0	6- 0- 0	Hofer (W 15-2)	1146 1:54	

- 1 - Easton Tiger Classic; Baton Rouge, La.
- 2 - Palm Springs Classic; Palm Springs, Calif.
- 3 - Easton Purple & Gold Challenge; Baton Rouge, La.
- 4 - USF Under Armour Showcase; Tampa, Fla.
- \* - SEC game
- ( ) extra inning game

2008 LSU Tiger Softball  
Overall Statistics for LSU (as of Mar 22, 2008)  
(All games Sorted by Batting avg)

Record: 27-4    Home: 20-1    Away: 1-0    Neutral: 6-3    SEC: 6-0

Player	AVG	GP-GS	AB	R	H	2B	3B	HR	RBI	TB	SLG%	BB	HBP	SO	GDP	OB%	SF	SH	SB-ATT	PO	A	E	FLD%
13 Shannon Stein....	.402	31-30	82	19	33	7	0	1	14	43	.524	10	0	5	1	.462	1	0	5-5	45	18	5	.926
4 Killian Roessner.	.348	31-30	92	14	32	8	0	9	34	67	.728	13	1	13	0	.418	4	0	1-1	275	23	2	.993
55 Rachel Mitchell..	.326	31-31	95	25	31	9	2	4	26	56	.589	17	2	9	0	.431	2	1	9-9	20	2	0	1.000
44 Dee Dee Henderson	.321	31-30	81	21	26	2	1	0	7	30	.370	8	4	17	0	.409	0	2	24-26	1	0	0	1.000
9 Jazz Jackson.....	.297	31-31	101	21	30	3	0	0	8	33	.327	3	1	9	0	.321	1	3	13-13	34	2	1	.973
14 Tayl'r Hollis....	.270	31-31	89	15	24	5	1	5	24	46	.517	16	1	15	0	.383	1	0	4-5	55	31	3	.966
17 Erika Sluss.....	.267	30-30	75	13	20	1	0	2	10	27	.360	16	6	14	1	.429	1	0	3-4	116	17	3	.978
0 Quinlan Duhon....	.215	29-27	79	12	17	4	0	3	13	30	.380	12	2	13	1	.333	0	1	2-2	58	4	1	.984
-----																							
21 Casey Faile.....	.385	14-6	26	2	10	3	0	2	9	19	.731	0	0	4	0	.370	1	0	0-0	3	2	0	1.000
10 Ashley Applegate.	.222	24-8	36	7	8	1	0	0	4	9	.250	3	1	7	0	.300	0	1	3-3	12	1	1	.929
3 Jessica Mouse....	.140	26-26	57	11	8	1	0	3	5	18	.316	17	3	15	0	.359	1	2	1-1	27	35	2	.969
12 Starla Guffey....	.000	7-0	7	0	0	0	0	0	0	0	.000	0	0	3	0	.000	0	0	0-0	0	0	0	.000
1 Tiffany Shaw.....	.000	24-1	1	13	0	0	0	0	0	0	.000	0	0	1	0	.000	0	0	8-11	0	0	0	.000
2 Tiffany Garcia...	.000	1-1	0	0	0	0	0	0	0	0	.000	0	0	0	0	.000	0	0	0-0	0	4	0	1.000
Totals.....	.291	31-31	821	173	239	44	4	29	154	378	.460	115	21	125	3	.387	12	10	73-80	648	155	20	.976
Opponents.....	.171	31-31	755	57	129	16	4	20	51	213	.282	94	13	289	3	.273	2	16	15-27	604	244	38	.957

LOB - Team (205), Opp (178). DPs turned - Team (7), Opp (14). IBB - Team (4), Roessner 2, Sluss 1, Hollis 1, Opp (3).

(All games Sorted by Earned run avg)

Player	ERA	W-L	APP	GS	CG	SHO/CBO	SV	IP	H	R	ER	BB	SO	2B	3B	HR	AB	B/Avg	WP	HBP	BK	SFA	SHA
5 Dani Hofer.....	0.99	15-2	20	17	12	2/3	1	106.0	51	21	15	47	166	5	3	9	366	.139	3	10	0	0	6
22 Cody Trahan.....	1.65	9-1	12	8	4	2/2	0	63.2	39	16	15	22	81	5	1	5	218	.179	3	0	0	0	8
-----																							
21 Casey Faile.....	1.98	2-0	10	3	2	1/3	0	28.1	20	8	8	11	33	3	0	4	103	.194	3	1	0	0	2
2 Tiffany Garcia...	4.67	1-1	6	3	1	0/0	0	18.0	19	12	12	14	9	3	0	2	68	.279	6	2	0	2	0
Totals.....	1.62	27-4	31	31	19	9/4	1	216.0	129	57	50	94	289	16	4	20	755	.171	15	13	0	2	16
Opponents.....	5.01	4-27	31	31	15	2/0	0	201.1	239	173	144	115	125	44	4	29	821	.291	15	21	3	12	10

PB - Team (2), Sluss 2, Opp (5). SBA/ATT - Roessner (14-25), Hofer (7-12), Trahan (5-7), Faile (2-6), Sluss (1-2), Garcia (1-2).

2008 LSU Tiger Softball  
 Game Results for LSU (as of Mar 22, 2008)  
 (SEC games only)

Game date	Opposing team	Score	r	h	e/	r	h	e	Inns	Overall	SEC	Pitcher of record	Attend Time	
-----	-----	----	-----/-----			----	-----	-----	-----	-----	-----	-----	-----	-----
*Mar 08, 2008	#16 GEORGIA	W 8-1	8	8	1/	1	4	0	7	1- 0- 0	1- 0- 0	Hofer (W 9-2)	- 2:07	
*Mar 08, 2008	#16 GEORGIA	W 1-0	1	2	0/	0	1	0	7	2- 0- 0	2- 0- 0	Trahan (W 6-1)	883 1:27	
*Mar 09, 2008	#16 GEORGIA	W 5-2	5	5	3/	2	1	0	7	3- 0- 0	3- 0- 0	Hofer (W 10-2)	756 1:47	
*Mar 21, 2008	AUBURN	W 8-1	8	12	0/	1	3	0	7	4- 0- 0	4- 0- 0	Hofer (W 13-2)	- 2:04	
*Mar 21, 2008	AUBURN	W 5-3	5	8	0/	3	6	3	(10)	5- 0- 0	5- 0- 0	Hofer (W 14-2)	1088 2:47	
*Mar 22, 2008	AUBURN	W 10-0	10	9	0/	0	3	3	6	6- 0- 0	6- 0- 0	Hofer (W 15-2)	1146 1:54	

- 1 - Easton Tiger Classic; Baton Rouge, La.
- 2 - Palm Springs Classic; Palm Springs, Calif.
- 3 - Easton Purple & Gold Challenge; Baton Rouge, La.
- 4 - USF Under Armour Showcase; Tampa, Fla.
- \* - SEC game
- () extra inning game

2008 LSU Tiger Softball  
 Conference statistics for LSU (as of Mar 22, 2008)  
 (SEC games only Sorted by Batting avg)

Record: 6-0    Home: 6-0    Away: 0-0    SEC: 6-0

Player	AVG	GP-GS	AB	R	H	2B	3B	HR	RBI	TB	SLG%	BB	HBP	SO	GDP	OB%	SF	SH	SB-ATT	PO	A	E	FLD%
4 Killian Roessner.	.444	6-6	18	4	8	1	0	2	11	15	.833	4	0	3	0	.522	1	0	0-0	60	6	1	.985
44 Dee Dee Henderson	.375	6-6	16	5	6	0	1	0	3	8	.500	1	1	5	0	.444	0	1	5-6	0	0	0	.000
55 Rachel Mitchell..	.333	6-6	18	6	6	4	0	1	6	13	.722	5	0	1	0	.478	0	0	2-2	4	0	0	1.000
9 Jazz Jackson.....	.304	6-6	23	6	7	1	0	0	3	8	.348	0	0	3	0	.304	0	0	1-1	8	1	0	1.000
13 Shannon Stein....	.286	6-6	14	5	4	1	0	0	0	5	.357	3	0	0	0	.412	0	0	0-0	12	4	1	.941
3 Jessica Mouse....	.214	6-6	14	1	3	0	0	1	1	6	.429	3	0	4	0	.353	0	0	0-0	9	8	0	1.000
17 Erika Sluss.....	.214	6-6	14	2	3	0	0	0	0	3	.214	3	2	3	0	.421	0	0	0-1	24	3	1	.964
0 Quinlan Duhon....	.211	6-6	19	2	4	0	0	1	4	7	.368	2	0	4	0	.286	0	0	0-0	3	0	0	1.000
14 Tayl'r Hollis....	.059	6-6	17	3	1	0	0	0	0	1	.059	3	1	5	0	.238	0	0	0-0	12	7	1	.950
-----																							
21 Casey Faile.....	.400	4-0	5	1	2	0	0	1	5	5	1.000	0	0	1	0	.400	0	0	0-0	0	0	0	.000
10 Ashley Applegate.	.000	2-0	1	0	0	0	0	0	0	0	.000	0	0	0	0	.000	0	0	0-0	0	0	0	.000
12 Starla Guffey....	.000	1-0	1	0	0	0	0	0	0	0	.000	0	0	1	0	.000	0	0	0-0	0	0	0	.000
1 Tiffany Shaw.....	.000	4-0	0	2	0	0	0	0	0	0	.000	0	0	0	0	.000	0	0	3-3	0	0	0	.000
Totals.....	.275	6-6	160	37	44	7	1	6	33	71	.444	24	4	30	0	.381	1	1	11-13	132	33	4	.976
Opponents.....	.121	6-6	149	7	18	4	1	0	5	24	.161	16	5	63	0	.229	0	1	2-4	115	42	6	.963

LOB - Team (39), Opp (33). DPs turned - Team (0), Opp (1).

(SEC games only Sorted by Earned run avg)

Player	ERA	W-L	APP	GS	CG	SHO/CBO	SV	IP	H	R	ER	BB	SO	2B	3B	HR	AB	B/Avg	WP	HBP	BK	SFA	SHA
5 Dani Hofer.....	0.48	5-0	5	4	4	1/0	0	29.0	12	4	2	13	44	2	1	0	101	.119	0	5	0	0	0
22 Cody Trahan.....	1.40	1-0	2	2	1	1/0	0	15.0	6	3	3	3	19	2	0	0	48	.125	1	0	0	0	1
Totals.....	0.80	6-0	6	6	5	2/0	0	44.0	18	7	5	16	63	4	1	0	149	.121	1	5	0	0	1
Opponents.....	5.66	0-6	6	6	2	0/0	0	38.1	44	37	31	24	30	7	1	6	160	.275	2	4	0	1	1

SBA/ATT - Roessner (2-4), Hofer (1-2), Trahan (1-2).

2008 LSU Tiger Softball  
Team Game-by-Game for LSU (as of Mar 25, 2008)  
Batting (All games)

Date	Opponent	AB	R	H	RBI	2B	3B	HR	BB	IBB	SB	CS	HBP	SAC	SF	GDP	K	PO	A	E	Avg
Feb 15, 2008	at St. John's	27	14	12	13	2	1	2	6	0	5	0	2	0	0	0	8	15	2	0	.444
Feb 15, 2008	Ball State	23	4	6	4	2	1	0	4	0	2	0	0	0	0	0	2	21	5	2	.360
Feb 16, 2008	at Nicholls State	27	9	8	7	1	0	3	8	0	10	0	0	0	1	0	6	18	2	0	.338
Feb 16, 2008	Chattanooga	25	9	11	9	3	0	1	5	0	6	0	1	0	0	0	4	15	4	0	.363
Feb 17, 2008	Ball State	25	10	10	7	1	0	0	5	0	5	0	1	0	2	1	3	18	10	0	.370
Feb 17, 2008	Nicholls State	28	9	12	9	4	1	0	2	0	4	0	0	0	2	0	1	21	3	3	.381
Feb 19, 2008	Southeastern La.	28	7	12	6	2	0	1	3	0	5	0	0	0	2	0	2	21	4	1	.388
Feb 22, 2008	vs Florida Atlantic	23	0	4	0	1	0	0	3	0	0	0	0	0	0	0	0	21	6	0	.364
Feb 22, 2008	vs Pacific	25	2	4	2	2	0	1	5	0	0	0	1	0	0	0	5	21	2	2	.342
Feb 23, 2008	vs Cal State Fullerton	24	3	3	3	0	0	1	4	0	1	0	0	1	0	0	2	24	3	0	.322
Feb 23, 2008	vs Northwestern	26	4	7	3	0	0	3	1	0	2	1	0	1	0	0	12	18	5	0	.317
Feb 24, 2008	vs Arizona	26	4	7	4	1	0	0	2	0	0	0	2	0	1	0	12	18	7	0	.313
Feb 27, 2008	UL-Monroe	28	9	10	8	1	0	2	5	0	2	0	1	0	0	0	4	21	4	1	.316
Feb 29, 2008	at Southern Miss	26	8	8	8	0	0	2	8	0	2	1	1	1	1	0	2	21	3	1	.316
Feb 29, 2008	South Alabama	30	7	10	7	1	0	2	4	0	3	0	1	0	0	0	3	21	5	1	.317
Mar 01, 2008	at Penn State	21	0	1	0	0	0	0	0	0	0	1	0	0	0	0	3	18	5	0	.303
Mar 01, 2008	Tulsa	21	4	4	3	2	0	0	3	0	0	0	1	1	0	0	4	21	6	0	.298
Mar 02, 2008	South Alabama	23	1	5	1	2	0	1	0	0	1	0	0	0	0	0	5	21	7	0	.294
Mar 02, 2008	Tulsa	28	6	11	5	2	0	1	3	0	4	0	0	1	1	1	2	21	2	0	.300
Mar 05, 2008	at Nicholls State	27	3	7	2	2	0	1	2	0	1	0	1	1	0	0	2	21	5	2	.297
Mar 08, 2008	*Georgia	25	8	8	7	2	0	1	8	0	2	0	1	1	0	0	4	21	6	1	.299
Mar 08, 2008	*Georgia	20	1	2	1	0	0	0	3	0	3	0	1	0	0	0	4	21	6	0	.291
Mar 09, 2008	*Georgia	23	5	5	5	1	0	2	3	0	2	0	0	0	0	0	5	21	5	3	.288
Mar 11, 2008	Troy	43	7	15	7	4	0	1	6	4	3	0	3	1	0	0	5	33	8	0	.293
Mar 14, 2008	vs Fordham	31	8	10	5	2	0	0	3	0	4	0	0	1	1	1	1	21	9	2	.294
Mar 14, 2008	vs Oklahoma State	27	2	6	2	1	0	1	2	0	0	0	0	0	0	0	3	21	5	0	.291
Mar 15, 2008	vs Purdue	21	4	6	4	1	0	0	4	0	0	2	2	1	0	0	3	21	6	0	.291
Mar 16, 2008	vs South Florida	28	2	6	2	0	0	0	3	0	2	0	0	0	0	0	1	24	4	1	.288
Mar 21, 2008	*Auburn	29	8	12	8	3	1	0	3	0	1	0	1	0	0	0	3	21	5	0	.293
Mar 21, 2008	*Auburn	35	5	8	5	0	0	2	3	0	0	1	1	0	1	0	12	30	6	0	.290
Mar 22, 2008	*Auburn	28	10	9	7	1	0	1	4	0	3	1	0	0	0	0	2	18	5	0	.291
<b>Totals</b>		<b>821</b>	<b>173</b>	<b>239</b>	<b>154</b>	<b>44</b>	<b>4</b>	<b>29</b>	<b>115</b>	<b>4</b>	<b>73</b>	<b>7</b>	<b>21</b>	<b>10</b>	<b>12</b>	<b>3</b>	<b>125</b>	<b>648</b>	<b>155</b>	<b>20</b>	<b>.291</b>

2008 LSU Tiger Softball  
Team Game-by-Game for LSU (as of Mar 25, 2008)  
Pitching (All games)

Date	Opponent	IP	H	R	ER	BB	SO	2B	3B	HR	WP	BK	HBP	DP	IBB	Score	W-L	SV	ERA
Feb 15, 2008	at St. John's	5.0	1	0	0	1	4	0	0	0	1	0	1	0	0	14-0	1-0	0	0.00
Feb 15, 2008	Ball State	7.0	2	2	0	3	9	0	0	1	0	0	0	0	0	4-2	2-0	0	0.00
Feb 16, 2008	at Nicholls State	6.0	4	1	1	2	10	0	0	0	1	0	0	0	0	9-1	3-0	0	0.39
Feb 16, 2008	Chattanooga	5.0	1	1	1	2	11	0	0	1	1	0	1	0	0	9-1	4-0	0	0.61
Feb 17, 2008	Ball State	6.0	3	2	2	4	3	0	0	0	2	0	0	0	0	10-2	5-0	0	0.97
Feb 17, 2008	Nicholls State	7.0	4	2	1	4	9	1	1	0	0	0	0	1	0	9-2	6-0	0	0.97
Feb 19, 2008	Southeastern La.	7.0	3	0	0	1	12	0	0	0	0	0	0	1	0	7-0	7-0	0	0.81
Feb 22, 2008	vs Florida Atlantic	7.0	9	3	3	2	9	3	0	1	0	0	0	0	0	0-3	7-1	0	1.12
Feb 22, 2008	vs Pacific	7.0	3	1	0	1	10	0	0	0	0	0	0	0	0	2-1	8-1	0	0.98
Feb 23, 2008	vs Cal State Fullerton	8.0	2	2	2	3	14	0	0	2	0	0	0	0	1	3-2	9-1	0	1.08
Feb 23, 2008	vs Northwestern	6.0	5	6	6	6	5	1	0	2	1	0	2	0	0	4-6	9-2	0	1.58
Feb 24, 2008	vs Arizona	6.0	9	7	7	7	6	0	1	4	2	0	0	0	0	4-7	9-3	0	2.09
Feb 27, 2008	UL-Monroe	7.0	5	2	2	3	14	0	0	1	1	0	0	0	0	9-2	10-3	0	2.08
Feb 29, 2008	at Southern Miss	7.0	5	5	5	3	11	0	1	3	0	0	0	0	0	8-5	11-3	0	2.31
Feb 29, 2008	South Alabama	7.0	3	0	0	4	12	0	0	0	1	0	0	0	0	7-0	12-3	0	2.14
Mar 01, 2008	at Penn State	6.0	6	3	3	3	3	1	0	1	0	0	1	1	0	0-3	12-4	0	2.22
Mar 01, 2008	Tulsa	7.0	5	2	2	2	6	1	0	1	0	0	0	0	0	4-2	13-4	0	2.21
Mar 02, 2008	South Alabama	7.0	4	0	0	3	10	0	0	0	0	0	0	1	0	1-0	14-4	0	2.08
Mar 02, 2008	Tulsa	7.0	3	1	1	4	10	0	0	0	1	0	0	0	0	6-1	15-4	0	2.02
Mar 05, 2008	at Nicholls State	7.0	4	0	0	5	5	1	0	0	0	0	0	0	2	3-0	16-4	0	1.91
Mar 08, 2008	*Georgia	7.0	4	1	1	2	12	1	0	0	0	0	1	0	0	8-1	17-4	0	1.86
Mar 08, 2008	*Georgia	7.0	1	0	0	1	8	0	0	0	0	0	0	0	0	1-0	18-4	0	1.77
Mar 09, 2008	*Georgia	7.0	1	2	0	7	9	0	0	0	0	0	0	0	0	5-2	19-4	0	1.69
Mar 11, 2008	Troy	11.0	11	6	6	3	16	2	0	1	2	0	1	1	0	7-6	20-4	0	1.84
Mar 14, 2008	vs Fordham	7.0	6	3	2	0	4	1	0	1	1	0	0	0	0	8-3	21-4	0	1.84
Mar 14, 2008	vs Oklahoma State	7.0	4	0	0	4	9	0	0	0	0	0	2	0	0	2-0	22-4	0	1.77
Mar 15, 2008	vs Purdue	7.0	5	0	0	5	8	1	0	0	0	0	0	1	0	4-0	23-4	1	1.70
Mar 16, 2008	vs South Florida	8.0	4	1	1	3	16	0	0	1	0	0	0	1	0	2-1	24-4	1	1.67
Mar 21, 2008	*Auburn	7.0	3	1	1	3	15	1	1	0	0	0	2	0	0	8-1	25-4	1	1.64
Mar 21, 2008	*Auburn	10.0	6	3	3	2	15	2	0	0	1	0	0	0	0	5-3	26-4	1	1.67
Mar 22, 2008	*Auburn	6.0	3	0	0	1	4	0	0	0	0	0	2	0	0	10-0	27-4	1	1.62
Totals		216.0	129	57	50	94	289	16	4	20	15	0	13	7	3	173-57	27-4	1	1.62

\* = SEC game

2008 LSU Tiger Softball  
Opponent Game-by-Game for LSU (as of Mar 25, 2008)  
Batting (All games)

Date	Opponent	AB	R	H	RBI	2B	3B	HR	BB	IBB	SB	CS	HBP	SAC	SF	GDP	K	PO	A	E	Avg
Feb 15, 2008	LSU	16	0	1	0	0	0	0	1	0	0	0	1	0	0	0	4	15	3	2	.062
Feb 15, 2008 at	LSU	24	2	2	2	0	0	1	3	0	1	1	0	1	0	0	9	18	11	1	.075
Feb 16, 2008	LSU	20	1	4	1	0	0	0	2	0	1	0	0	2	0	0	10	18	5	3	.117
Feb 16, 2008 at	LSU	17	1	1	1	0	0	1	2	0	1	0	1	0	0	0	11	13	4	0	.104
Feb 17, 2008 at	LSU	20	2	3	2	0	0	0	4	0	0	1	0	0	0	0	3	17	6	5	.113
Feb 17, 2008 at	LSU	25	2	4	1	1	1	0	4	0	1	1	0	0	0	0	9	18	11	0	.123
Feb 19, 2008 at	LSU	24	0	3	0	0	0	0	1	0	0	0	0	0	0	0	12	18	10	3	.123
Feb 22, 2008 vs	LSU	29	3	9	3	3	0	1	2	0	0	1	0	0	0	0	9	21	11	0	.154
Feb 22, 2008 vs	LSU	25	1	3	1	0	0	0	1	0	0	0	0	0	0	0	10	20	5	2	.150
Feb 23, 2008 vs	LSU	25	2	2	2	0	0	2	3	1	0	0	0	1	0	0	14	24	12	0	.142
Feb 23, 2008 vs	LSU	22	6	5	6	1	0	2	6	0	1	0	2	0	1	0	5	21	6	1	.150
Feb 24, 2008 vs	LSU	25	7	9	7	0	1	4	7	0	1	1	0	1	0	0	6	21	4	0	.169
Feb 27, 2008 at	LSU	26	2	5	1	0	0	1	3	0	0	1	0	0	0	0	14	18	10	0	.171
Feb 29, 2008	LSU	27	5	5	5	0	1	3	3	0	0	0	0	0	0	0	11	21	9	0	.172
Feb 29, 2008 at	LSU	23	0	3	0	0	0	0	4	0	2	0	0	1	0	0	12	18	6	4	.170
Mar 01, 2008	LSU	23	3	6	3	1	0	1	3	0	0	0	1	0	0	1	3	21	10	0	.175
Mar 01, 2008 at	LSU	23	2	5	2	1	0	1	2	0	0	1	0	2	0	0	6	18	9	1	.178
Mar 02, 2008 at	LSU	23	0	4	0	0	0	0	3	0	1	0	0	1	0	1	10	18	3	0	.177
Mar 02, 2008 at	LSU	23	1	3	1	0	0	0	4	0	0	0	0	1	0	0	10	18	7	2	.175
Mar 05, 2008	LSU	27	0	4	0	1	0	0	5	2	1	0	0	0	0	0	5	21	9	1	.173
Mar 08, 2008 at	*LSU	26	1	4	1	1	0	0	2	0	1	0	1	0	0	0	12	18	5	0	.172
Mar 08, 2008 at	*LSU	21	0	1	0	0	0	0	1	0	0	1	0	0	0	0	8	18	12	0	.167
Mar 09, 2008 at	*LSU	24	2	1	0	0	0	0	7	0	0	0	0	0	0	0	9	18	6	0	.162
Mar 11, 2008 at	LSU	40	6	11	5	2	0	1	3	0	1	1	1	0	1	1	16	31	10	1	.170
Mar 14, 2008 vs	LSU	28	3	6	2	1	0	1	0	0	0	0	0	0	0	0	4	21	9	3	.172
Mar 14, 2008 vs	LSU	24	0	4	0	0	0	0	4	0	0	0	2	1	0	0	9	21	7	1	.171
Mar 15, 2008 vs	LSU	21	0	5	0	1	0	0	5	0	1	1	0	3	0	0	8	18	11	1	.174
Mar 16, 2008 vs	LSU	26	1	4	1	0	0	1	3	0	1	1	0	1	0	0	16	21	14	1	.173
Mar 21, 2008 at	*LSU	23	1	3	1	1	1	0	3	0	0	1	2	0	0	0	15	18	7	0	.171
Mar 21, 2008 at	*LSU	34	3	6	3	2	0	0	2	0	1	0	0	1	0	0	15	27	5	3	.172
Mar 22, 2008 at	*LSU	21	0	3	0	0	0	0	1	0	0	0	2	0	0	0	4	16	7	3	.171
Totals		755	57	129	51	16	4	20	94	3	15	12	13	16	2	3	289	604	244	38	.171

2008 LSU Tiger Softball  
Opponent Game-by-Game for LSU (as of Mar 25, 2008)  
Pitching (All games)

Date	Opponent	IP	H	R	ER	BB	SO	2B	3B	HR	WP	BK	HBP	DP	IBB	Score	W-L	SV	ERA
Feb 15, 2008	LSU	5.0	12	14	14	6	8	2	1	2	0	0	2	0	0	0-14	0-1	0	19.60
Feb 15, 2008	at LSU	6.0	6	4	4	4	2	2	1	0	0	0	0	1	0	2-4	0-2	0	11.45
Feb 16, 2008	LSU	6.0	8	9	8	8	6	1	0	3	0	0	0	0	0	1-9	0-3	0	10.71
Feb 16, 2008	at LSU	4.1	11	9	9	5	4	3	0	1	2	0	1	0	0	1-9	0-4	0	11.48
Feb 17, 2008	at LSU	5.2	10	10	6	5	3	1	0	0	0	1	1	1	0	2-10	0-5	0	10.63
Feb 17, 2008	at LSU	6.0	12	9	8	2	1	4	1	0	0	0	0	1	0	2-9	0-6	0	10.39
Feb 19, 2008	at LSU	6.0	12	7	4	3	2	2	0	1	0	0	0	0	0	0-7	0-7	0	9.51
Feb 22, 2008	vs LSU	7.0	4	0	0	3	0	1	0	0	2	0	0	2	0	3-0	1-7	0	8.07
Feb 22, 2008	vs LSU	6.2	4	2	2	5	5	2	0	1	0	0	1	0	0	1-2	1-8	0	7.31
Feb 23, 2008	vs LSU	8.0	3	3	2	4	2	0	0	1	0	0	0	2	0	2-3	1-9	0	6.58
Feb 23, 2008	vs LSU	7.0	7	4	3	1	12	0	0	3	0	0	0	0	0	6-4	2-9	0	6.21
Feb 24, 2008	vs LSU	7.0	7	4	4	2	12	1	0	0	0	0	2	0	0	7-4	3-9	0	6.00
Feb 27, 2008	at LSU	6.0	10	9	8	5	4	1	0	2	0	1	1	0	0	2-9	3-10	0	6.25
Feb 29, 2008	LSU	7.0	8	8	8	8	2	0	0	2	3	0	1	0	0	5-8	3-11	0	6.39
Feb 29, 2008	at LSU	6.0	10	7	6	4	3	1	0	2	3	0	1	0	0	0-7	3-12	0	6.43
Mar 01, 2008	LSU	7.0	1	0	0	0	3	0	0	0	0	0	0	0	0	3-0	4-12	0	5.98
Mar 01, 2008	at LSU	6.0	4	4	0	3	4	2	0	0	0	0	1	1	0	2-4	4-13	0	5.64
Mar 02, 2008	at LSU	6.0	5	1	1	0	5	2	0	1	0	0	0	0	0	0-1	4-14	0	5.41
Mar 02, 2008	at LSU	6.0	11	6	4	3	2	2	0	1	1	0	0	1	0	1-6	4-15	0	5.37
Mar 05, 2008	LSU	7.0	7	3	3	2	2	2	0	1	0	1	1	1	0	0-3	4-16	0	5.24
Mar 08, 2008	at *LSU	6.0	8	8	8	8	4	2	0	1	1	0	1	0	0	1-8	4-17	0	5.42
Mar 08, 2008	at *LSU	6.0	2	1	1	3	4	0	0	0	0	0	1	0	0	0-1	4-18	0	5.24
Mar 09, 2008	at *LSU	6.0	5	5	5	3	5	1	0	2	0	0	0	0	0	2-5	4-19	0	5.26
Mar 11, 2008	at LSU	10.1	15	7	7	6	5	4	0	1	0	0	3	1	4	6-7	4-20	0	5.23
Mar 14, 2008	vs LSU	7.0	10	8	6	3	1	2	0	0	2	0	0	1	0	3-8	4-21	0	5.26
Mar 14, 2008	vs LSU	7.0	6	2	2	2	3	1	0	1	0	0	0	1	0	0-2	4-22	0	5.12
Mar 15, 2008	vs LSU	6.0	6	4	4	4	3	1	0	0	0	0	2	0	0	0-4	4-23	0	5.11
Mar 16, 2008	vs LSU	7.0	6	2	0	3	1	0	0	0	0	0	0	0	0	1-2	4-24	0	4.91
Mar 21, 2008	at *LSU	6.0	12	8	8	3	3	3	1	0	0	0	1	1	0	1-8	4-25	0	5.05
Mar 21, 2008	at *LSU	9.0	8	5	3	3	12	0	0	2	0	0	1	0	0	3-5	4-26	0	4.93
Mar 22, 2008	at *LSU	5.1	9	10	6	4	2	1	0	1	1	0	0	0	0	0-10	4-27	0	5.01
Totals		201.1	239	173	144	115	125	44	4	29	15	3	21	14	4	57-173	4-27	0	5.01

\* = SEC game

2008 LSU Tiger Softball  
 BATTING ANALYSIS for LSU (as of Mar 25, 2008)  
 (All games Sorted by Player Name)

Player	vs Left			vs Right			w/Runners On			w/Bases Empty			w/Bases Loaded			Rch as Leadoff			Fly	Gnd	Fly/
	H	AB	Avg	H	AB	Avg	H	AB	Avg	H	AB	Avg	H	AB	Avg	Rch	Ops	Pct	Out	Out	Gnd
10 Ashley Applegate.	2	6	.333	6	30	.200	4	16	.250	4	20	.200	0	1	.000	2	12	.167	6	17	0.4
0 Quinlan Duhon....	4	7	.571	13	72	.181	11	46	.239	6	33	.182	2	7	.286	6	16	.375	27	21	1.3
21 Casey Faile.....	1	1	1.000	9	25	.360	5	13	.385	5	13	.385	1	3	.333	1	3	.333	9	4	2.2
12 Starla Guffey....	0	0	.000	0	7	.000	0	5	.000	0	2	.000	0	2	.000	0	1	.000	2	2	1.0
44 Dee Dee Henderson	5	8	.625	21	73	.288	13	35	.371	13	46	.283	1	2	.500	20	44	.455	16	24	0.7
14 Tayl'r Hollis....	2	8	.250	22	81	.272	12	45	.267	12	44	.273	0	2	.000	5	16	.313	22	27	0.8
9 Jazz Jackson.....	3	8	.375	27	93	.290	17	45	.378	13	56	.232	0	1	.000	5	12	.417	21	34	0.6
55 Rachel Mitchell..	2	9	.222	29	86	.337	19	52	.365	12	43	.279	6	7	.857	11	24	.458	25	27	0.9
3 Jessica Mouse....	0	6	.000	8	51	.157	2	33	.061	6	24	.250	0	2	.000	4	9	.444	18	17	1.1
4 Killian Roessner.	3	7	.429	29	85	.341	19	60	.317	13	32	.406	1	4	.250	9	17	.529	25	24	1.0
1 Tiffany Shaw.....	0	0	.000	0	1	.000	0	0	.000	0	1	.000	0	0	.000	0	1	.000	0	0	0.0
17 Erika Sluss.....	1	8	.125	19	67	.284	7	34	.206	13	41	.317	0	4	.000	12	25	.480	28	12	2.3
13 Shannon Stein....	1	3	.333	32	79	.405	13	42	.310	20	40	.500	1	3	.333	12	23	.522	24	21	1.1
Totals.....	24	71	.338	215	750	.287	122	426	.286	117	395	.296	12	38	.316	87	203	.429	223	230	1.0
Opponents.....	0	0	.000	129	755	.171	47	296	.159	82	459	.179	2	20	.100	56	213	.263	211	127	1.7

Player	Pinch Hitting			With Runners In Scoring Pos			w/Rnr on 3rd And LT 2 Out			With 2 Out			2- Out Advancing Rnrs			Success		#Rnrs		Rch	Rch	
	H	AB	Avg	H	AB	Avg	RBI	Ops	Pct	H	AB	Avg	RBI	Adv	Ops	Pct	w/Out	LOB	Err	FC	KL	
10 Ashley Applegate.	1	3	.333	3	12	.250	2	2	1.000	3	14	.214	2	8	17	.471	7	12	0	1	3	
0 Quinlan Duhon....	0	0	.000	9	31	.290	3	8	.375	4	27	.148	2	23	53	.434	4	27	2	2	3	
21 Casey Faile.....	3	7	.429	4	8	.500	2	2	1.000	3	8	.375	3	7	14	.500	2	8	0	0	0	
12 Starla Guffey....	0	7	.000	0	5	.000	0	1	.000	0	2	.000	0	1	5	.200	2	4	0	0	0	
44 Dee Dee Henderson	0	0	.000	7	19	.368	4	7	.571	4	21	.190	3	17	37	.459	4	12	1	1	3	
14 Tayl'r Hollis....	0	0	.000	12	35	.343	4	9	.444	9	33	.273	8	23	51	.451	6	21	1	2	4	
9 Jazz Jackson.....	0	0	.000	13	32	.406	2	5	.400	6	25	.240	2	27	51	.529	12	15	9	2	2	
55 Rachel Mitchell..	0	0	.000	12	29	.414	10	13	.769	6	24	.250	5	33	57	.579	13	12	6	3	1	
3 Jessica Mouse....	0	0	.000	0	17	.000	1	6	.167	1	23	.043	2	15	44	.341	4	24	2	5	6	
4 Killian Roessner.	0	0	.000	14	43	.326	10	16	.625	12	28	.429	13	34	67	.507	8	21	2	6	4	
1 Tiffany Shaw.....	0	1	.000	0	0	.000	0	0	.000	0	0	.000	0	0	0	.000	0	0	0	0	0	
17 Erika Sluss.....	0	0	.000	4	18	.222	4	7	.571	5	23	.217	3	20	44	.455	6	18	2	1	2	
13 Shannon Stein....	1	1	1.000	9	26	.346	4	6	.667	7	21	.333	7	24	48	.500	4	23	0	5	1	
Totals.....	5	19	.263	87	275	.316	46	82	.561	60	249	.241	50	232	488	.475	72	205	25	28	29	
Opponents.....	1	20	.050	21	165	.127	6	27	.222	46	257	.179	27	117	344	.340	36	178	14	16	74	

Success Advancing Runners = percentage of times the batter advanced at least one runner during a plate appearance  
 #Rnrs Adv w/Out = TOTAL number of runners advanced when the player made an out

2008 LSU Tiger Softball  
 PITCHING ANALYSIS for LSU (as of Mar 25, 2008)  
 (All games Sorted by Player Name)

Player	vs Left			vs Right			w/Runners On			w/Bases Empty			Rch by Leadoff			with 2 Outs			Fly	Gnd	Fly/
	H	AB	Avg	H	AB	Avg	H	AB	Avg	H	AB	Avg	Rch	Ops	Pct	H	AB	Avg	Out	Out	Gnd
21 Casey Faile.....	3	15	.200	17	88	.193	7	44	.159	13	59	.220	10	27	.370	7	33	.212	33	15	2.2
2 Tiffany Garcia...	8	23	.348	11	45	.244	10	31	.323	9	37	.243	5	18	.278	10	25	.400	21	21	1.0
5 Dani Hofer.....	21	131	.160	30	235	.128	15	141	.106	36	225	.160	23	104	.221	20	127	.157	95	49	1.9
22 Cody Trahan.....	10	53	.189	29	165	.176	15	80	.188	24	138	.174	18	64	.281	9	72	.125	62	42	1.5
Totals.....	42	222	.189	87	533	.163	47	296	.159	82	459	.179	56	213	.263	46	257	.179	211	127	1.7
Opponents.....	95	314	.303	144	507	.284	122	426	.286	117	395	.296	87	203	.429	60	249	.241	223	230	1.0

Player	App-GS	IP/ App	*H/g	*R/g	*ER/g	*BB/g	*SO/g	K/BB				Stolen Bases					
								Ratio	*2B/g	*3B/g	*HR/g	*FO/g	*GO/g	*BF/g	SBA	ATT	Pct
21 Casey Faile.....	10-3	2.83	4.94	1.98	1.98	2.72	8.15	3.0	0.74	0.00	0.99	8.15	3.71	28.91	2	6	.333
2 Tiffany Garcia...	6-3	3.00	7.39	4.67	4.67	5.44	3.50	0.6	1.17	0.00	0.78	8.17	8.17	33.44	1	2	.500
5 Dani Hofer.....	20-17	5.30	3.37	1.39	0.99	3.10	10.96	3.5	0.33	0.20	0.59	6.27	3.24	28.33	7	12	.583
22 Cody Trahan.....	12-8	5.31	4.29	1.76	1.65	2.42	8.91	3.7	0.55	0.11	0.55	6.82	4.62	27.27	5	7	.714
Totals.....	31-31	6.97	4.18	1.85	1.62	3.05	9.37	3.1	0.52	0.13	0.65	6.84	4.12	28.52	15	27	.913
Opponents.....	31-31	6.49	8.31	6.01	5.01	4.00	4.35	1.1	1.53	0.14	1.01	7.75	8.00	34.04	73	80	.556

\* = average based on 7-inning game

2008 LSU Tiger Softball  
 Games Summary for LSU (as of Mar 25, 2008)  
 (All games)

Inning-by-inning	1	2	3	4	5	6	7	8	9	EX	Total
-----	--	--	--	--	--	--	--	--	--	--	-----
LSU	31	23	19	29	25	36	5	2	0	3	173
Opponents	9	5	12	9	7	10	5	0	0	0	57

Win-Loss Record When

Overall.....	27-4	After 4 leading.....	19-1
Conference.....	6-0	..... trailing....	3-3
Non-Conference.....	21-4	..... tied.....	5-0
Home games.....	20-1	After 5 leading.....	21-1
Away games.....	1-0	..... trailing....	2-3
Neutral site.....	6-3	..... tied.....	2-0
Day games.....	18-3	After 6 leading.....	17-0
Night games.....	9-1	..... trailing....	3-4
vs Left starter....	1-0	..... tied.....	2-0
vs Right starter....	26-4		
1-Run games.....	6-0	Hit 0 home runs.....	9-3
2-Run games.....	4-1	... 1 home run.....	11-0
5+Run games.....	13-0	... 2+ home runs....	7-1
Extra innings.....	4-0		
Shutouts.....	9-2	Opponent 0 home runs	18-0
		..... 1 home run.	7-2
Scoring 0-2 runs....	5-2	..... 2+ HRs.....	2-2
..... 3-5 runs....	7-2		
..... 6-9 runs....	12-0	Made 0 errors.....	15-4
..... 10+ runs....	3-0	.... 1 error.....	6-0
		.... 2+ errors.....	6-0
Opponent 0-2 runs... 23-0			
..... 3-5 runs... 3-2		Opp. made 0 errors..	10-3
..... 6-9 runs... 1-2		..... 1 error... 7-1	
..... 10+ runs... 0-0		..... 2+ errors. 10-0	
Scored in 1st inning 13-0		Out-hit opponent....	26-1
Opp. scored in 1st.. 5-2		Out-hit by opponent.	1-3
Scores first..... 20-0		Hits are tied.....	0-0
Opp. scores first... 7-4			

Record when team scores:

Runs	0	1	2	3	4	5	6	7	8	9	10+
W-L	0-2	2-0	3-0	2-0	3-2	2-0	1-0	3-0	4-0	4-0	3-0

Record when opponent scores:

Runs	0	1	2	3	4	5	6	7	8	9	10+
W-L	9-0	7-0	7-0	2-2	0-0	1-0	1-1	0-1	0-0	0-0	0-0

Record when leading after:

Inn.	1	2	3	4	5	6
W-L	12-0	13-0	17-0	19-1	21-1	17-0

Record when trailing after:

Inn.	1	2	3	4	5	6
W-L	4-2	5-0	3-3	3-3	2-3	3-4

Record when tied after:

Inn.	1	2	3	4	5	6
W-L	11-2	9-4	7-1	5-0	2-0	2-0

Current winning streak: 15

Longest winning streak: 15

Longest losing streak: 2

Home attendance : 10236 ( 13 dates avg = 787 )  
 Away attendance : 1984 ( 7 dates avg = 283 )  
 Total attendance: 12220 ( 20 dates avg = 611 )

## LSU CAREER VS. MISSISSIPPI STATE

### QUINLAN DUHON

YEAR	AVG.	GP	GS	AB	R	H	2B	3B	HR	RBI	BB	SO	SB	SBA
2005	.250	3	3	12	1	3	1	0	0	3	0	2	0	0
2006	.111	3	3	9	1	1	0	0	1	2	0	1	0	0
2007	.000	2	0	1	0	0	0	0	0	0	1	0	0	0
<b>TOTAL</b>	<b>.182</b>	<b>8</b>	<b>6</b>	<b>22</b>	<b>2</b>	<b>4</b>	<b>1</b>	<b>0</b>	<b>1</b>	<b>5</b>	<b>1</b>	<b>3</b>	<b>0</b>	<b>0</b>

### TIFFANY GARCIA

YEAR	ERA	W	L	APP	GS	CG	SHO/CBO	SV	IP	H	R	ER	BB	SO
2005	3.89	1	0	2	0	0	0/0	0	9.0	10	6	5	10	4
2007	0.00	0	0	1	0	0	0/0	0	1.1	1	0	0	1	4
<b>TOTAL</b>	<b>3.39</b>	<b>1</b>	<b>0</b>	<b>3</b>	<b>0</b>	<b>0</b>	<b>0/0</b>	<b>0</b>	<b>10.1</b>	<b>11</b>	<b>6</b>	<b>5</b>	<b>11</b>	<b>8</b>

### DEE DEE HENDERSON

YEAR	AVG.	GP	GS	AB	R	H	2B	3B	HR	RBI	BB	SO	SB	SBA
2005	.000	3	0	0	2	0	0	0	0	0	0	0	2	2
2006	.000	3	0	1	1	0	0	0	0	0	0	0	2	2
2007	.000	2	1	4	0	0	0	0	0	0	0	1	1	1
<b>TOTAL</b>	<b>.000</b>	<b>8</b>	<b>1</b>	<b>5</b>	<b>3</b>	<b>0</b>	<b>0</b>	<b>0</b>	<b>0</b>	<b>0</b>	<b>0</b>	<b>1</b>	<b>5</b>	<b>5</b>

### DANI HOFER

YEAR	ERA	W	L	APP	GS	CG	SHO/CBO	SV	IP	H	R	ER	BB	SO
2006	0.00	1	0	1	1	1	1/0	0	7.0	3	0	0	2	6
2007	0.60	2	0	2	1	1	0/0	0	11.2	6	1	1	4	13
<b>TOTAL</b>	<b>0.38</b>	<b>3</b>	<b>0</b>	<b>3</b>	<b>2</b>	<b>2</b>	<b>1/0</b>	<b>0</b>	<b>18.2</b>	<b>9</b>	<b>1</b>	<b>1</b>	<b>6</b>	<b>19</b>

### TAYL'R HOLLIS

YEAR	AVG.	GP	GS	AB	R	H	2B	3B	HR	RBI	BB	SO	SB	SBA
2007	.375	2	2	8	2	3	0	0	2	3	0	2	0	0

### JAZZ JACKSON

YEAR	AVG.	GP	GS	AB	R	H	2B	3B	HR	RBI	BB	SO	SB	SBA
2007	.333	2	2	9	0	3	0	0	0	0	0	1	0	0

### RACHEL MITCHELL

YEAR	AVG.	GP	GS	AB	R	H	2B	3B	HR	RBI	BB	SO	SB	SBA
2007	.000	2	2	6	2	0	0	0	0	1	1	0	0	0

### KILLIAN ROESSNER

YEAR	AVG.	GP	GS	AB	R	H	2B	3B	HR	RBI	BB	SO	SB	SBA
2005	.000	2	0	2	0	0	0	0	0	0	0	0	0	0
2006	.000	3	3	4	0	0	0	0	0	0	1	0	0	0
2007	.222	2	2	9	1	2	0	0	0	1	0	1	0	0
<b>TOTAL</b>	<b>.133</b>	<b>7</b>	<b>5</b>	<b>15</b>	<b>1</b>	<b>2</b>	<b>0</b>	<b>0</b>	<b>0</b>	<b>1</b>	<b>1</b>	<b>1</b>	<b>0</b>	<b>0</b>

### ERIKA SLUSS

YEAR	AVG.	GP	GS	AB	R	H	2B	3B	HR	RBI	BB	SO	SB	SBA
2005	1.00	1	0	1	0	1	0	0	0	0	0	0	0	0
2006	.000	1	0	1	0	0	0	0	0	0	0	0	0	0
2007	.000	2	0	1	0	0	0	0	0	0	0	0	1	1
<b>TOTAL</b>	<b>.333</b>	<b>4</b>	<b>0</b>	<b>3</b>	<b>0</b>	<b>1</b>	<b>0</b>	<b>0</b>	<b>0</b>	<b>0</b>	<b>0</b>	<b>0</b>	<b>1</b>	<b>1</b>

### SHANNON STEIN

YEAR	AVG.	GP	GS	AB	R	H	2B	3B	HR	RBI	BB	SO	SB	SBA
2006	.000	2	0	1	1	0	0	0	0	0	0	0	0	0
2007	.375	2	2	9	0	3	0	0	0	1	0	0	1	1
<b>TOTAL</b>	<b>.333</b>	<b>4</b>	<b>2</b>	<b>9</b>	<b>1</b>	<b>3</b>	<b>0</b>	<b>0</b>	<b>0</b>	<b>1</b>	<b>0</b>	<b>0</b>	<b>1</b>	<b>1</b>

### CODY TRAHAN

YEAR	ERA	W	L	APP	GS	CG	SHO/CBO	SV	IP	H	R	ER	BB	SO
2007	4.20	0	0	1	0	0	0/0	0	1.2	3	1	1	1	2

## LSU VS. MISSISSIPPI STATE - THE SERIES: LSU LEADS 31-5

April 4, 1997	W	2-0	Baton Rouge, La.	April 7, 2000	W	8-0	Starkville, Miss.	March 26, 2003	W	4-3	Starkville, Miss.	April 20, 2006	W	7-1	Starkville, Miss.
April 4, 1997	W	9-1	Baton Rouge, La.	April 7, 2000	W	8-4	Starkville, Miss.	March 26, 2003	W	15-13	Starkville, Miss.	April 14, 2007	W	4-1 (9)	Starkville, Miss.
April 3, 1998	L	2-3	Starkville, Miss.	April 8, 2000	W	9-4	Starkville, Miss.	March 27, 2003	L	2-6	Starkville, Miss.	April 14, 2007	W	4-3 (9)	Starkville, Miss.
April 3, 1998	W	2-1	Starkville, Miss.	April 8, 2000	W	7-1	Starkville, Miss.	March 3, 2004	W	6-2	Baton Rouge, La.	<i>at Baton Rouge: LSU leads 11-1                      at Starkville: LSU leads 18-4                      at Neutral Sites: LSU leads 2-0                      Girouard vs. Mississippi State: 25-7                      Girouard vs. Mississippi State at LSU: 17-4</i>			
April 4, 1998	W	7-3	Starkville, Miss.	April 11, 2001	W	8-0	Starkville, Miss.	March 3, 2004	W	6-0	Baton Rouge, La.				
April 4, 1998	W	4-3	Starkville, Miss.	April 11, 2001	W	5-0	Starkville, Miss.	March 4, 2004	W	5-4	Baton Rouge, La.				
April 9, 1999	W	1-0	Baton Rouge, La.	April 12, 2001	W	2-1	Starkville, Miss.	March 30, 2005	L	11-13	Starkville, Miss.				
April 9, 1999	W	5-1	Baton Rouge, La.	May 11, 2001	W	2-1	Chattanooga, Tenn.	March 30, 2005	L	1-4	Starkville, Miss.				
April 10, 1999	W	5-2	Baton Rouge, La.	March 19, 2002	W	9-3	Baton Rouge, La.	March 31, 2005	W	15-9	Starkville, Miss.				
April 10, 1999	W	5-4	Baton Rouge, La.	March 19, 2002	L	7-8	Baton Rouge, La.	April 19, 2006	W	5-0	Starkville, Miss.				
May 15, 1999	W	2-0	Columbus, Ga.	March 20, 2002	W	4-0	Baton Rouge, La.	April 19, 2006	W	4-0	Starkville, Miss.				

## TOP 10 IN NCAA IN ATTENDANCE LAST FOUR YEARS

2007 LSU Tiger Softball  
 Game Results for LSU  
 (All games vs Mississippi State in 2007)

Game date	Opposing team	Score	r h e/ r h e	Inns	Overall	SEC	Pitcher of record	Attend Time
*Apr 14, 2007	at Mississippi State	W 4-1	4 6 2/ 1 4 3	( 9)	1- 0- 0	1- 0- 0	Hofer (W 18-1)	- 2:09
*Apr 14, 2007	at Mississippi State	W 4-3	4 10 1/ 3 10 1	( 9)	2- 0- 0	2- 0- 0	Hofer (W 19-1)	419 2:11

\* - SEC game  
 () extra inning game

2007 LSU Tiger Softball  
 Overall Statistics for LSU  
 (All games vs Mississippi State in 2007 Sorted by Batting avg)

Record: 2-0 Home: 0-0 Away: 2-0 SEC: 2-0

Player	AVG	GP-GS	AB	R	H	2B	3B	HR	RBI	TB	SLG%	BB	HBP	SO	GDP	OB%	SF	SH	SB-ATT	PO	A	E	FLD%
24 Vanessa Soto.....	.500	2-1	4	1	2	1	0	0	0	3	.750	0	0	0	0	.500	0	1	1-1	0	0	0	.000
14 Tayl'r Hollis....	.375	2-2	8	2	3	0	0	2	3	9	1.125	0	0	2	0	.375	0	0	0-0	7	4	1	.917
13 Shannon Stein....	.375	2-2	8	0	3	0	0	0	1	3	.375	0	0	0	0	.375	0	0	1-1	9	2	0	1.000
9 Jazz Jackson.....	.333	2-2	9	0	3	0	0	0	0	3	.333	0	0	1	0	.333	0	0	0-0	4	0	0	1.000
6 Leslie Klein.....	.250	2-2	8	1	2	1	0	0	1	3	.375	1	0	2	0	.333	0	0	1-1	1	1	0	1.000
4 Killian Roessner..	.222	2-2	9	1	2	0	0	0	1	2	.222	0	0	1	0	.222	0	0	0-0	21	4	2	.926
10 Kristen Hobbs....	.143	2-2	7	0	1	0	0	0	0	1	.143	0	0	2	0	.143	0	0	0-0	9	1	0	1.000
27 Andrea Smith.....	.000	2-2	6	1	0	0	0	0	0	0	.000	0	0	1	0	.000	0	0	0-0	1	1	0	1.000
55 Rachel Mitchell..	.000	2-2	6	2	0	0	0	0	1	0	.000	1	1	0	0	.222	1	0	0-0	1	0	0	1.000
44 Dee Dee Henderson	.000	2-1	4	0	0	0	0	0	0	0	.000	0	0	1	0	.000	0	0	1-1	0	0	0	.000
-----																							
17 Erika Sluss.....	.000	2-0	1	0	0	0	0	0	0	0	.000	0	0	0	0	.000	0	0	1-1	0	0	0	.000
0 Quinlan Duhon....	.000	2-0	1	0	0	0	0	0	0	0	.000	1	0	0	0	.500	0	0	0-0	0	0	0	.000
Totals.....	.225	2-2	71	8	16	2	0	2	7	24	.338	3	1	10	0	.263	1	1	5-5	54	16	3	.959
Opponents.....	.222	2-2	63	4	14	5	0	0	4	19	.302	8	2	21	0	.329	0	3	4-4	54	27	4	.953

LOB - Team (15), Opp (18). IBB - Team (0), Opp (3).

(All games vs Mississippi State Sorted by Earned run avg)

Player	ERA	W-L	APP	GS	CG	SHO/CBO	SV	IP	H	R	ER	BB	SO	2B	3B	HR	AB	B/Avg	WP	HBP	BK	SFA	SHA
5 Dani Hofer.....	0.60	2-0	2	1	1	0/0	0	11.2	6	1	1	4	13	2	0	0	38	.158	0	1	0	0	2
1 Emily Turner.....	4.20	0-0	1	1	0	0/0	0	3.1	4	2	2	2	2	1	0	0	12	.333	0	1	0	0	1
-----																							
2 Tiffany Garcia...	0.00	0-0	1	0	0	0/0	0	1.1	1	0	0	1	4	0	0	0	5	.200	0	0	0	0	0
22 Cody Trahan.....	4.20	0-0	1	0	0	0/0	0	1.2	3	1	1	1	2	2	0	0	8	.375	2	0	0	0	0
Totals.....	1.56	2-0	2	2	1	0/0	0	18.0	14	4	4	8	21	5	0	0	63	.222	2	2	0	0	3
Opponents.....	1.56	0-2	2	2	0	0/0	0	18.0	16	8	4	3	10	2	0	2	71	.225	1	1	0	1	1

Pickoffs - Team (1), Roessner 1. SBA/ATT - Roessner (4-4), Hofer (3-3), Trahan (1-1).


# 2008 RADIO/TV ROSTER



**00**  
**Quinlan Duhon**  
Outfield/First Base



**1**  
**Tiffany Shaw**  
Outfield



**2**  
**Tiffany Garcia**  
Pitcher



**3**  
**Jessica Mouse**  
Third Base



**4**  
**Killian Roessner**  
Catcher



**5**  
**Dani Hofer**  
Pitcher



**9**  
**Jazz Jackson**  
Outfield



**9**  
**Ashley Applegate**  
Outfield



**10**  
**Starla Guffey**  
Catcher



**13**  
**Shannon Stein**  
Second Base



**14**  
**Tay'r Hollis**  
Third Base



**17**  
**Erika Sluss**  
Infield



**22**  
**Cody Trahan**  
Pitcher



**22**  
**Cody Trahan**  
Pitcher



**44**  
**Dee Dee Henderson**  
Outfield



**55**  
**Rachel Mitchell**  
Outfield



**Yvette Girouard**  
Head Coach  
Eighth Season



**James DeFeo**  
Associate Head Coach  
Eighth Season



**Megan Smith**  
Assistant Coach  
Second Season



**Adam Roorback**  
Director of Operations  
First Season

Home Attendance in 2007 • 824 AVERAGE • 17,313 Total Attendance in 2007